



Capital Improvement Program



Table of Contents

CAPITAL IMPROVEMENT PROGRAM

Definition of a Capital Improvement	3
Capital Improvement Financing	4
Capital Improvement Selection Process	4
Debt Policy	5
Bond Elections	8
Impact on the Operating Budget	11
Capital Improvement Project Funding Summaries	13
Capital Project Quick Facts	16
Project Summaries	17
Capital Improvement Detail Pages	21
City Road Projects	21
County Road Projects	59
Facility Projects	83
Open Space Projects	89
Tax Note Projects	122

Introduction

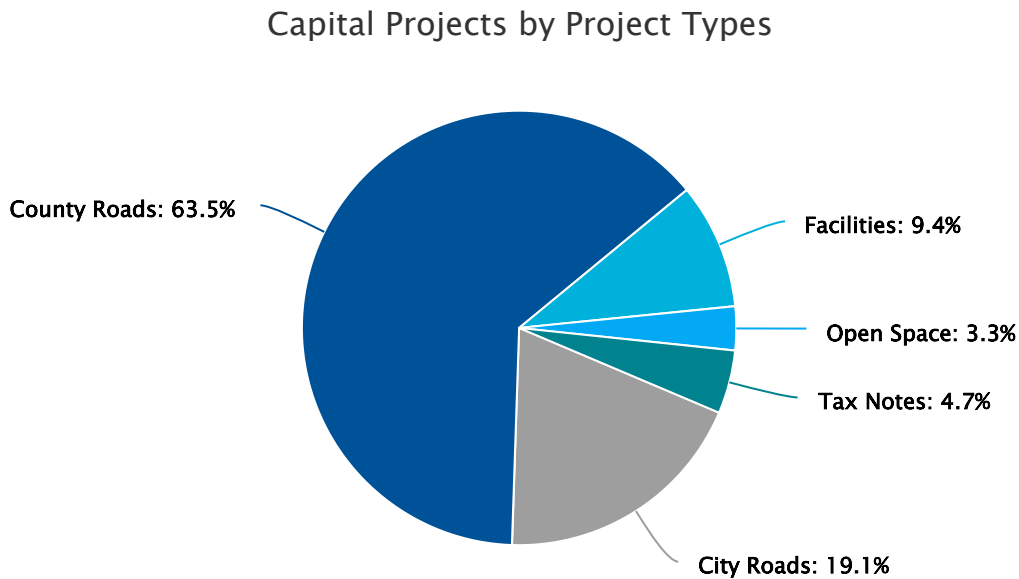
Definition of a Capital Improvement

Collin County defines a Capital Improvement as an investment of public funds into infrastructure projects that add value to the physical assets or increase their useful life. Improvements include major construction, acquisition, and renovations. While annual capital expenditures are defined as individual purchases with a value of \$5,000 or more and taking less than a year to complete, capital improvements are not defined using a dollar threshold. They are instead life to date projects that take longer than one year to finish and funded with debt. Capital projects fall into one of the five project types listed below:

- > City Roads
- > County Roads
- > Facilities
- > Open Space
- > Tax Notes

Each of these project types are described in detail starting on Page 11 in the section titled "Impact on the Operating Budget". The Capital Improvement Program is a multi year infrastructure plan which matches the County's highest priority capital needs while balancing the County's financial constraints. The total project to date budget for Capital Improvement Projects in FY 2024 is \$1,004,157,676. Projects included in the budget are active projects that either have funding available or have funding encumbered on an interlocal agreement or contract. Once a project is finished and all funding has been spent it is no longer considered an active project. A break down by project group can be found on Page 14 and 15 in Table 16 and 17. The project summaries begin on Page 17 .

Figure 14 – Capital Projects by Project Type



Capital Improvement Financing

Collin County issues general obligation bonds and tax notes to finance major capital projects. Capital Projects funded with bonds or other indebtedness are managed during construction by a multiyear budget.

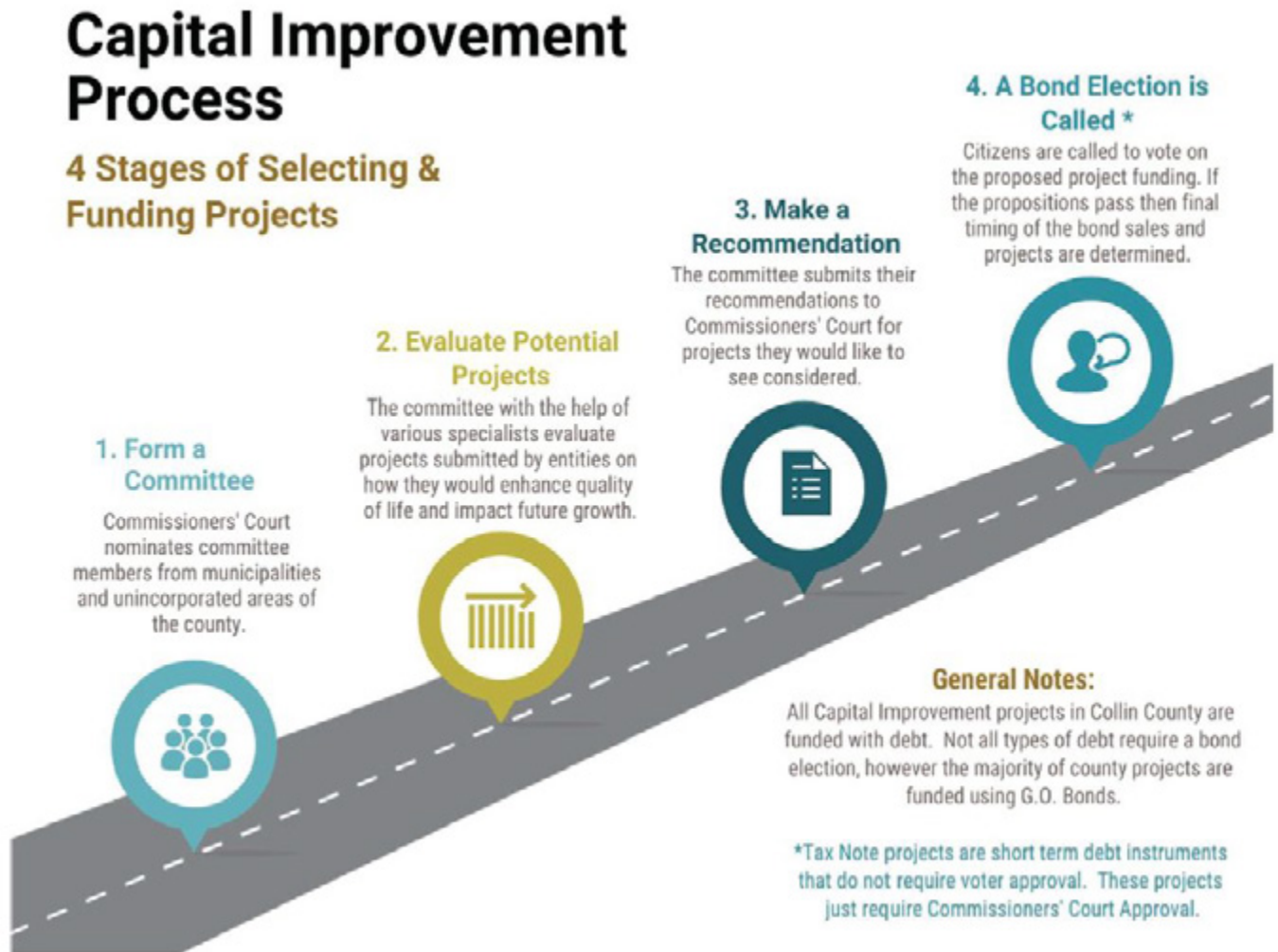
General Obligation bonds are municipal bonds backed by the credit and taxing power of the County. Collin County utilizes these types of bonds for funding most types of capital projects with the exception of information technology improvements.

Tax notes, or Tax Anticipation Notes, are short-term debt instruments used to finance projects before tax revenues are received. Once the County receives the taxes the debts are repaid according to the repayment schedule. Collin County utilizes tax notes for large information technology and building construction county-wide projects.

Capital Improvement Selection Process

Collin County relies on input from various different entities and sources to determine project needs. Each type of capital project has its own selection process for deciding what project gets funded, but they all are funded with debt. See Figure 15 for a snapshot of the process.

Figure 15 Capital Project Process



Capital Improvement Selection Process (Continued)

City and County Road projects are guided by Collin County's Mobility Plan. The Mobility Plan is updated every five years and includes input from Commissioners' Court, the Planning Board, the Engineering Department, 31 local governments, Dallas Area Rapid Transit, and North Central Texas Council of Governments. Input through public workshops from residents and others utilizing the road ways is also considered. A committee of citizens evaluates submitted projects and makes a recommendation to Commissioners' Court.

Facility projects are based on the input of county departments such as the Building Superintendent and elected officials. A space study is done each year to determine if the office space available is sufficient to meet the needs of each department as well as project future staffing levels to aid in determining when expansion is necessary.

Open Space projects are submitted through the Project Funding Assistance Program. Entities eligible for funding include municipalities, nonprofits, school districts and nonpolitical groups. All applications are reviewed by the Collin County Parks Foundation Advisory Board. Project goals must be similar to and support or advance the mission published in the Collin County Parks and Open Space Strategic Plan. Priority is given to land acquisition, region trail connectors or trail projects and capital improvement projects for open space in that order. The advisory board reviews all applications and makes a recommendation to Commissioners' Court for what projects should be funded. In the 2018 Bond Election, Proposition C set aside \$10 million for Open Space projects. Each year for five years (2019–2023) \$2 million will be sold and available for projects.

Tax Note project priorities are based on department and elected official input much like facility projects. The County relies on the Information Technology Department heavily for guidance on the need for Technology enhancements. Requests for enhancements are also received from elected officials and other department heads. Most technology projects are cash funded in the General Fund and so are not considered capital improvement projects. Tax Notes are not utilized as often as the other four types since they are short term debt and don't require voter approval.

Debt Policy

The County's legal limits on debt are stated in the Constitution of the State of Texas, Article 3, Section 52. It says that by an affirmative vote of two-thirds majority of the voting qualified voters of the county, the County may issue bonds or otherwise lend its credit in any amount not to exceed one-fourth of the assessed valuation of the real property of the County. The County must set up a sinking fund and levy and collect taxes to pay the interest and principal of the annual required debt service until the debt is retired.

While Collin County does not have a formal debt policy, Collin County tries to keep the debt portion of the tax rate at no more than 5.5 cents or no more than 30% of the total tax rate. When selling debt the County's goal is to not increase the tax rate as to have the least amount of impact on operations. All known impacts of the sale of debt on operations is explained in the Operational Impacts section as well as on all individual project detail pages found in the Capital Improvement Book on the County website. The County's debt limit is 25% of assessed value of real property.

The assessed value of the real property in the County is \$209.9 Billion and one quarter of this amount is \$52.5 Billion. Collin County's total debt is \$985.8 million to be paid over the years until 2043.

Table 8 – Historical Bond Ratings

Bond Ratings

Bond Issue	Moody's Investors Services	Standard & Poor's
Limited Tax Permanent Improvement Bonds Series 2023	Aaa	AAA
Limited Tax Permanent Improvement Bonds Series 2022	Aaa	AAA
Limited Tax Refunding Bonds, Taxable Series 2021	Aaa	AAA
Limited Tax Permanent Improvement and Refunding Bonds, Series 2021	Aaa	AAA
Limited Tax Refunding Bonds, Taxable Series 2020	Aaa	AAA
Limited Tax Permanent Improvement Bonds, Series 2020	Aaa	AAA

The County relies on the advice of a professional outside financial advisor and its own financial officers about when it is advisable to issue new debt. A guiding principle on the issuance of new debt is the desire of the County to continue to maintain AAA bond ratings. We are well within the permissible limits set out by these advisors to continue with this goal. Details about Collin County's Bond Issues can be found at emma.msrb.org and the Collin County Website.

Schedule of Debt Requirements

Table 9 – Schedule of Requirements

All Bond Issues

Fiscal Year	Principal Requirements	Interest Requirements	Total Requirements
2024	\$ 63,465,000	\$ 29,040,936	\$ 92,505,936
2025	\$ 42,435,000	\$ 26,314,995	\$ 68,749,995
2026	\$ 39,795,000	\$ 24,583,380	\$ 64,378,380
2027	\$ 37,885,000	\$ 22,898,410	\$ 60,783,410
2028	\$ 36,835,000	\$ 21,278,157	\$ 58,113,157
2029	\$ 35,465,000	\$ 19,725,882	\$ 55,190,882
2030	\$ 37,015,000	\$ 18,199,699	\$ 55,214,699
2031	\$ 38,565,000	\$ 16,669,848	\$ 55,234,848
2032	\$ 37,760,000	\$ 15,137,137	\$ 52,897,137
2033	\$ 37,110,000	\$ 13,575,266	\$ 50,685,266
2034	\$ 36,815,000	\$ 12,017,950	\$ 48,832,950
2035	\$ 36,295,000	\$ 10,517,978	\$ 46,812,978
2036	\$ 34,970,000	\$ 9,081,269	\$ 44,051,269
2037	\$ 36,265,000	\$ 7,636,488	\$ 43,901,488
2038	\$ 37,775,000	\$ 6,121,784	\$ 43,896,784
2039	\$ 39,325,000	\$ 4,580,450	\$ 43,905,450
2040	\$ 32,195,000	\$ 3,181,519	\$ 35,376,519
2041	\$ 24,310,000	\$ 2,024,950	\$ 26,334,950
2042	\$ 20,425,000	\$ 1,093,300	\$ 21,518,300
2043	\$ 17,120,000	\$ 342,400	\$ 17,462,400
	\$ 721,825,000	\$ 264,021,798	\$ 985,846,798

Figure 16 – Schedule of Requirements

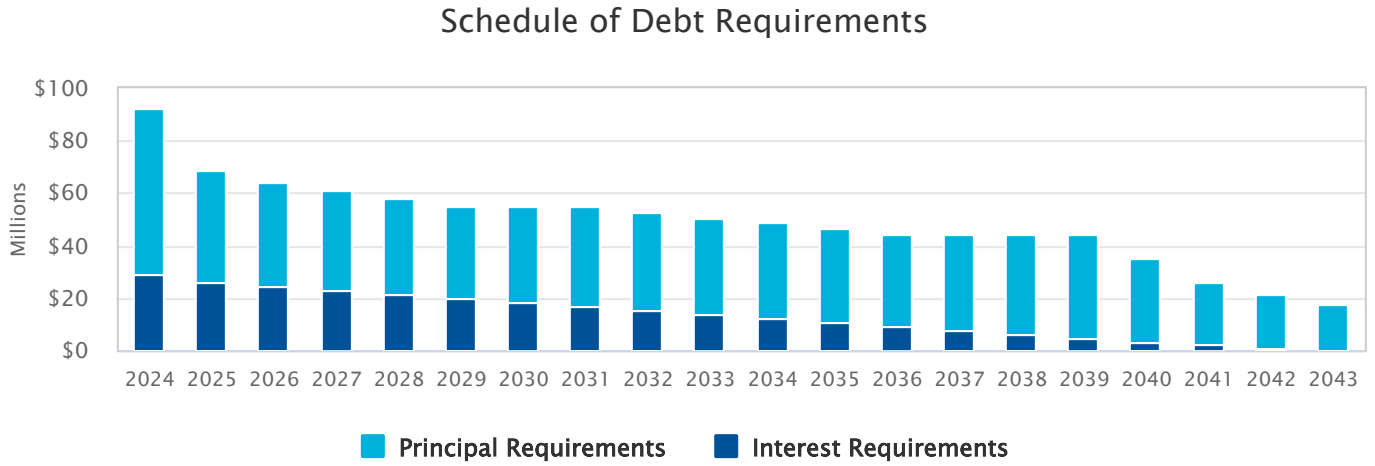
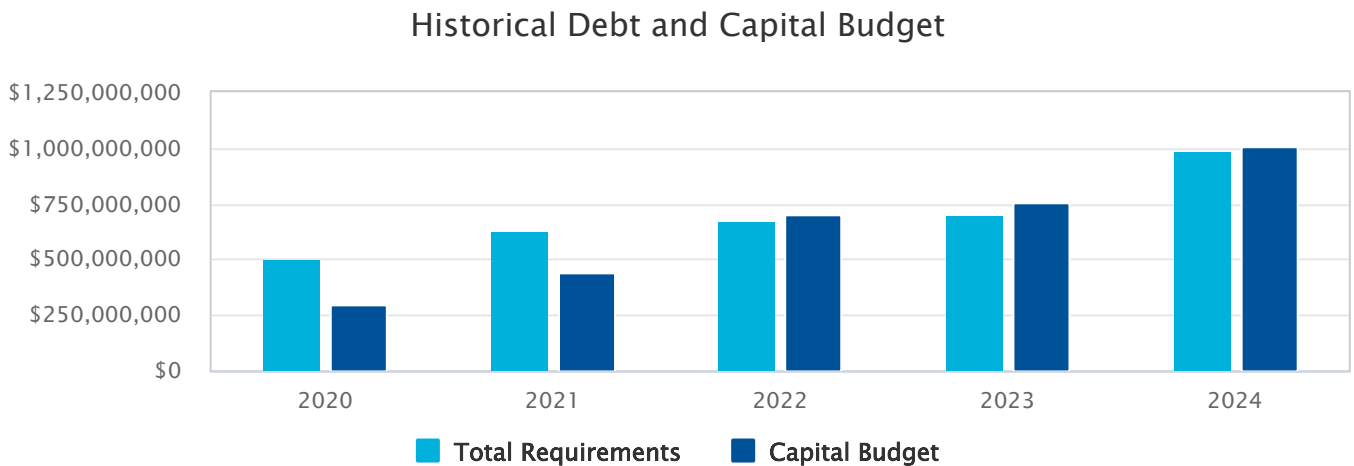


Table 10 – Historical Debt Requirements

Historical Debt Requirements

Fiscal Year	Principal Requirements	Interest Requirements	Total Requirements
2020	\$ 392,565,000	\$ 110,438,249	\$ 503,003,249
2021	\$ 487,405,000	\$ 144,018,938	\$ 631,423,938
2022	\$ 526,975,000	\$ 148,896,449	\$ 675,871,449
2023	\$ 543,645,000	\$ 158,141,015	\$ 701,786,015
2024	\$ 721,825,000	\$ 264,021,798	\$ 985,846,798

Figure 17 – Historical Debt and Capital Budget



Bond Elections

2003 Bond Status

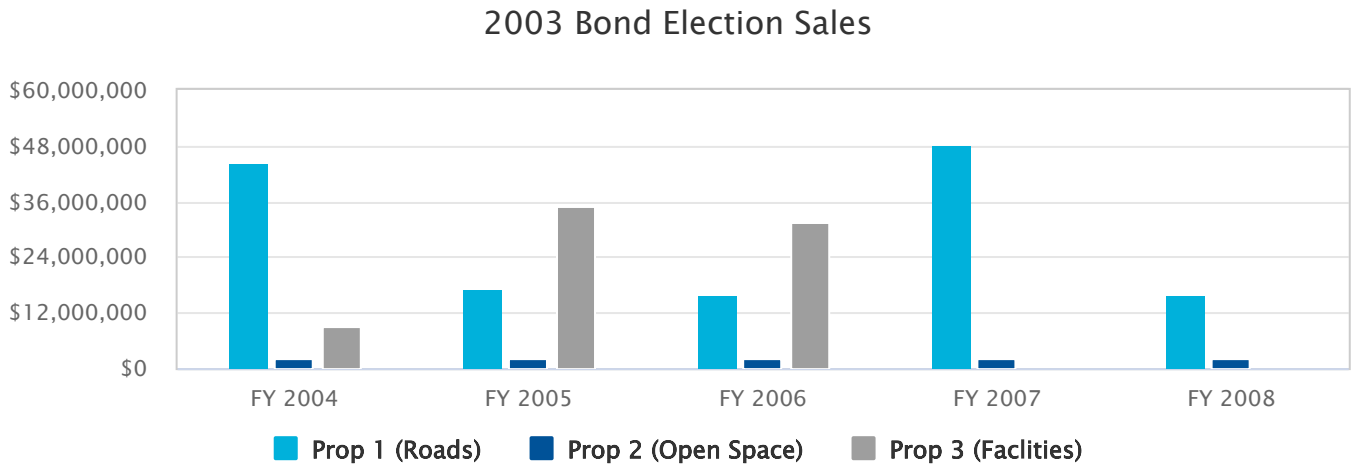
On November 3, 2003, Collin County called a bond election totaling \$229 million on three propositions. Proposition One was to issue bonds in the amount of \$142 million for construction, maintenance and operation of roads and turnpikes throughout the County, including participation in the cost of joint State Highway and joint city projects. Proposition Two was to issue bonds in the amount of \$11 million for the purpose of acquiring and improving land for park and open space purposes, including joint county-city projects. Proposition Three was to issue bonds in the amount of \$76 million to acquire, construct, improve, renovate and equip juvenile and adult detention facilities, including court facilities and acquisition of land. The voters of Collin County approved all three propositions. The schedule for the construction of the projects approved in this bond election was coordinated with the County’s Debt Management Plan to ensure that projected capital funding requirements were consistent with plans for the sale of authorized General Obligation bonds and tax notes.

Table 11 – 2003 Bond Election Sales by Year

2003 Bond Election Sales

	FY 2004	FY 2005	FY 2006	FY 2007	FY 2008	Total
Prop 1 (Roads)	\$ 44,550,000	\$ 17,360,000	\$ 15,920,000	\$ 48,190,000	\$ 15,980,000	\$ 142,000,000
Prop 2 (Open Space)	\$ 2,200,000	\$ 2,200,000	\$ 2,200,000	\$ 2,200,000	\$ 2,200,000	\$ 11,000,000
Prop 3 (Facilities)	\$ 9,250,000	\$ 35,150,000	\$ 31,600,000	\$ -	\$ -	\$ 76,000,000
Total	\$ 56,000,000	\$ 54,710,000	\$ 49,720,000	\$ 50,390,000	\$ 18,180,000	\$ 229,000,000

Figure 18 – 2003 Bond Election Sales



2003 Tax Notes

In addition to the \$229,000,000 from the 2003 Bond Program, short-term debt was sold to fund important acquisitions and projects for the County. Some of the items funded with short-term tax notes include court imaging, the web project, fiber and the voice over internet protocol phone system. \$25,000,000 in short term debt was sold to purchase an Enterprise Resource Planning System and a Judicial System. The Enterprise Resource Planning System included accounting, reporting, purchasing, human resources, budgeting, fleet, building permits and other core software needs. The new Judicial System integrated the District, County and Justice of the Peace Courts with the District and County Clerks offices as well as the District Attorney.

2007 Bond Status

On November 6, 2007, Collin County called a bond election totaling \$328.9 million on three propositions. The Commissioners Court set the funding for the 2007 Transportation Bond at \$235.6 million, the Facilities Bond at \$76.3 million and the Parks & Open Space Bond at \$17 million.

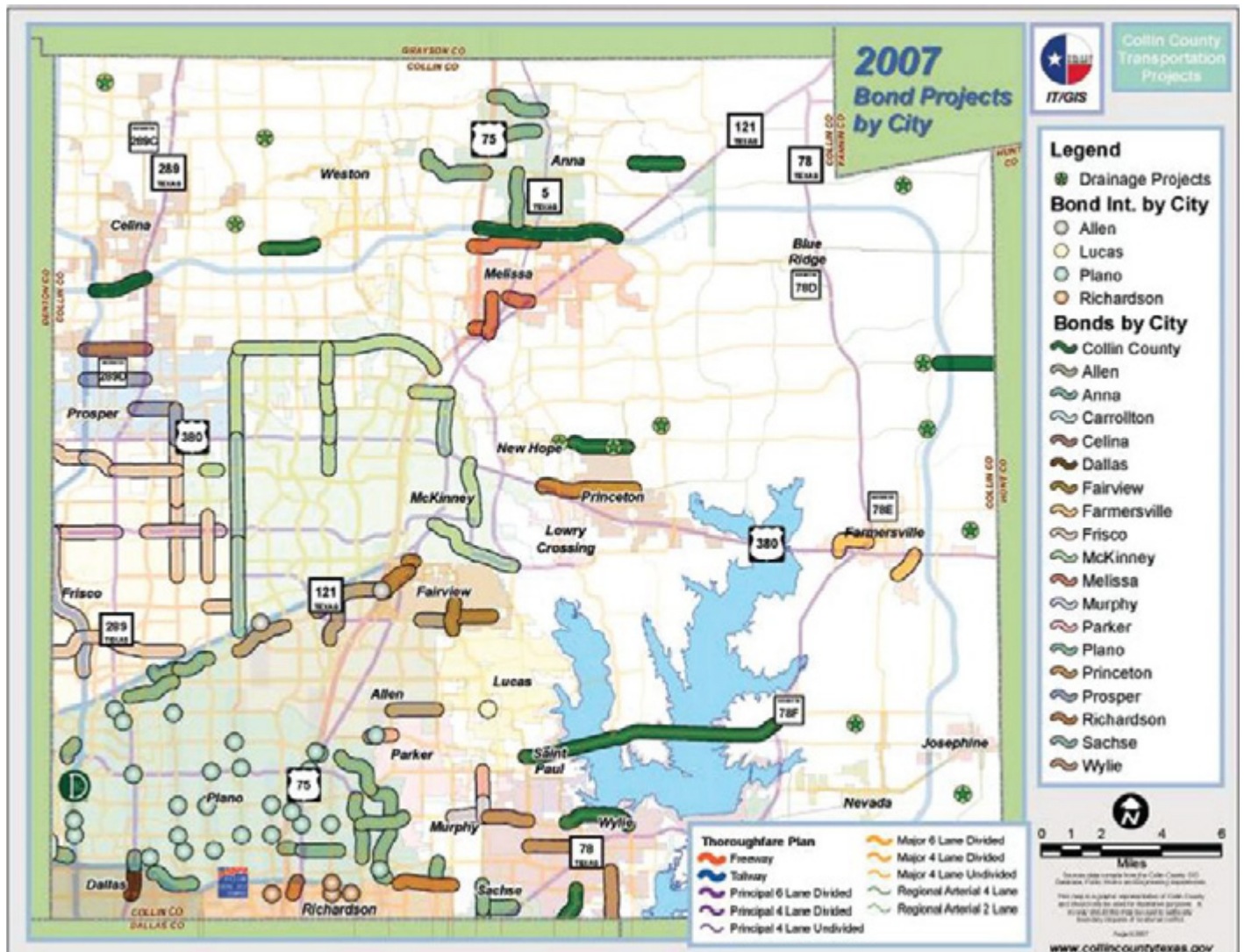
The voters of Collin County approved all three propositions. The schedule for the construction of the projects approved in this bond election were coordinated with the County’s Debt Management Plan to ensure that projected capital funding requirements were consistent with plans for the sale of authorized General Obligation bonds and tax notes. Funding for these three programs was set based on anticipated bond capacity necessary without raising County taxes.

Table 12 – 2007 Bond Sales by Year

2007 Bond Election Sale

	FY 2008	FY 2009	FY 2011	FY 2012	FY 2013	FY 2014	FY 2015	FY 2016	FY 2019	Total
Transportation Bond	\$ 25,020,000	\$ 15,835,000	\$ 28,490,000	\$ 36,500,000	\$ 28,000,000	\$ 27,500,000	\$ 43,473,000	\$ 30,782,000	\$ -	\$ 235,600,000
Facilities Bond	\$ 4,500,000	\$ 26,000,000	\$ -	\$ -	\$ -	\$ -	\$ -	\$ -	\$ 45,800,000	\$ 76,300,000
Parks & Open Space Bond	\$ -	\$ 2,400,000	\$ 2,100,000	\$ 3,500,000	\$ 2,200,000	\$ 2,200,000	\$ 2,300,000	\$ 2,300,000	\$ -	\$ 17,000,000
Total	\$ 29,520,000	\$ 44,235,000	\$ 30,590,000	\$ 40,000,000	\$ 30,200,000	\$ 29,700,000	\$ 45,773,000	\$ 33,082,000	\$ 45,800,000	\$ 328,900,000

Figure 19 – 2007 Bond Projects by City



2018 Tax Notes

Commissioners' Court approved the issuance of \$18.1 Million for facility and technology projects. These tax notes were fully funded by the Debt Service fund balance for a 1-year term that came due August 15, 2019. The projects include \$1.4 million for the expansion of the Medical Examiner's building, \$2.2 million for the remodel of the Plano offices, \$3.2 million for a new facility for the Justice of the Peace and Constable staff in Precinct No. 2 and \$10.2 million for new Elections equipment and technology. There was \$1 million set aside in contingency for the identified projects.

2018 Bond Status

On November 6, 2018 Collin County called a bond election in the amount of \$750 million for transportation and open space projects on three propositions.

Proposition A in the amount of \$600 million will be for non-toll high speed highways and freeways and related service and frontage roads including participation in joint county-state and county-city projects. Studies show that congestion in Collin County and in the fast growing North Texas corridor will only get worse in the coming years. In fact, from 2000-2017, Collin County has grown by 80%, McKinney by 200%, Frisco by 350% and Prosper by 600%. Collin County will continue to grow, leading to more jobs, more economic opportunities and more traffic. To speed up travel times and avoid gridlock, new non-tolled freeways need to be built along highly traveled roads. This proposition provides for the construction of non-tolled freeways that will alleviate congestion while safely and efficiently transporting residents to work, home and play.

Proposition B for \$140 million is meant for the construction on roads including participation in joint county-state and county-city projects. Congested streets in Collin County are a large problem that cannot be fixed solely with new roads. In addition to new roads, expanding and repairing existing roadways is a vital part of preparing Collin County for future growth.

Proposition C will be for the acquisition and improvement of land for park and open space purposes. Funding is \$10 million total to be sold over the course of 5 years in \$2 million increments. Parks and other entertainment venues provide our communities with much-needed outdoor activity and gathering places. New parks will need to be built to service our growing local neighborhoods. This proposition provides for the construction of new parks and open spaces, which will provide communal spaces for Collin County residents as well as residents from surrounding communities.

The voters of Collin County approved all three propositions. The first bond sale took place February 20, 2019. Table 13 is the schedule of bond sales for this election.

Table 13 – 2018 Bond Election Sales by Year

2018 Bond Election Sales

	FY 2019	FY 2020	FY 2021	FY 2022	FY 2023	Total
Prop A - Freeways (Non Toll)	\$ 100,155,000	\$ 111,800,000	\$ 63,600,000	\$ 60,000,000	\$ 264,445,000	\$ 600,000,000
Prop B - Thoroughfares (Cities)	\$ 8,500,000	\$ 62,500,000	\$ 45,000,000	\$ 24,000,000	\$ -	\$ 140,000,000
Prop C - Parks & Open Space	\$ 2,000,000	\$ 2,000,000	\$ 2,000,000	\$ 2,000,000	\$ 2,000,000	\$ 10,000,000
Total	\$ 110,655,000	\$ 176,300,000	\$ 110,600,000	\$ 86,000,000	\$ 266,445,000	\$ 750,000,000

Impact on the Operating Budget

Collin County has five types of active capital projects: city roads, county roads, facilities, open space and tax notes. Operating impacts are included in the budget the first year of the impact and so future year impacts beyond year 1 are only the incremental increases above and beyond the preceding year. Below is a breakdown of what is included in each type of capital project. Also explained is any operating or maintenance expense that could result from each project type with examples of some of the large County projects found in this year's budget.

City Road Projects

City road projects are participation projects with cities to assist with funding roads within their jurisdiction. These consist of rebuilding bridges, improving roads and the purchase of right of way. Since these roads do not belong to the County, the County has no ongoing maintenance cost. The cities are responsible for maintaining these roads.

These projects are grouped by city with the exception of "County City" projects. These projects are city roads that the County is managing with no financial participation from the cities. These projects like other city roads will not have any operational impact to the County unless a portion of the road is in the unincorporated area. As a part of the 2018 Bond Election the County sold funding for two County City projects that will have at least partial segments that will be maintained by the County. These road projects are concrete roads as opposed to asphalt and rock roads that are normally maintained by the County. While concrete roads are made to last significantly longer than asphalt or rock, they can require maintenance and the County estimates the annual maintenance to be 2% of the cost of constructing the road. Typically it is 10 years before concrete roads require maintenance.

County Road Projects

County road projects consist of County Bridges, County Regional and County Rural roads on the County's Thoroughfare Plan. County bridge projects are replacement projects for existing bridges and drainage improvements in Collin County and so do not require budgeting any additional maintenance. County Regional projects span across multiple jurisdictions and are mainly made up of highways and arterials that help get people to and from the highway systems. These projects are overseen by the State of Texas (TxDOT) as well as NTTA and include new arterials, right of way participation with cities as well as TxDOT, and road improvements. Regional roads are maintained by the state or the NTTA if they are tollways and so the County has no maintenance responsibility. There are a series of projects related to the Collin County Outer Loop to purchase right of way and construct service roads. These roads will be concrete. The cost to construct a concrete lane mile is \$1,500,000 and to maintain each concrete mile is approximately \$30,000 per year. As indicated earlier, concrete roads last approximately 10 years before needing maintenance. Not only do the roads need to be maintained, but often the county is responsible for mowing the Right of Way as well. The mowing cost per acre in FY 2024 is \$40.13, but there are no projects that will require new mowing in FY 2024. County Rural roads are roads as well as some bridges that fall in the unincorporated areas of the county. Rural projects include road improvements, drainage improvements and right of way acquisition. None of these projects require additional funding for maintenance because the County is not adding additional roadway, but rather improving the existing structures. For every mile of asphalt road it costs the County an average of \$11,500 a year to maintain.

The County has a 50 Mile Program designed to help transition the County from dirt and rock roads to asphalt by converting 50 miles per year until all roads have been converted. Since the inception of this program Public Works has paved over 500 miles and has approximately 29 miles remaining to improve. The conversion of these roads to asphalt will ultimately save the County money on maintenance. The cost of re-rocking a road averages \$80,000 per mile and has to be re-done every 2-4 years depending on the use of the road. Other benefits of converting to asphalt include reduced dust and road material in the air as well as increased safety for drivers in all weather conditions.

Facility Projects

Facility projects consist of improving, expanding or constructing facilities. Improvements to the existing buildings usually do not have an operational impact because the space already exist and maintenance is already budgeted. When the County expands an existing building or builds a new building there could be staffing, utility or even contracted services that are impacted. Additional staff could include maintenance staff or staff for the departments being expanded or both. None of the County's existing facilities projects are anticipated to need additional maintenance staff, but the average cost to add a Maintenance Technician is \$134,525 including a vehicle, uniforms and required tools in FY 2024. Another type of operational impact is utility cost. The utility costs are dependent on location and what providers are required to be used. Some areas of the County have mandatory Co-Ops that provide power, while other areas we are able to use our contracted rates. Up until FY 2022, the county had a

custodial contract for cleaning services where we paid by the square foot. As a part of the FY 2022 budget the county decided to bring this in-house and hire our own staff to keep the facilities clean. Due to this change, when additional square footage is added to buildings it will no longer have a material impact on the operating budget unless it requires additional staff.

The largest facilities project the County is working on in FY 2024 is the expansion of the jail. The County hired a consulting firm to conduct a study on the jail to evaluate the operations and provide recommendations for staffing levels as well as the design of the expansion. The study and plans have now been completed and construction of Phase I of the expansion is set to be complete the end of FY 2024 with 1 new POD opening. This project will require the addition of 32 new employees including their training and equipment costs. The operational costs will be budgeted in the General Fund. Another notable facility project is the renovation of the Plano 900 Building. The remodel of the Plano 900 Building is expected to have no impact on operational costs. The remainder of the facilities projects listed in the detail are smaller in nature and are all improvements to existing buildings.

Open Space Projects

Open Space projects are mostly partnerships with cities to assist with the improvements of land for public use for parks and recreation. The County does have a few parks that are maintained by the County such as Myers Park, Parkhill Prairie and Sister Grove. The majority of the parks belong to the cities and do not require County maintenance. Parkhill Prairie and Sister Grove are maintained by caretakers and are budgeted annually in the General Fund. In FY 2024 the contracts total \$18,900 for both parks. Myers Park is maintained by a larger County staff and is also budgeted in the General Fund. The total budget in FY 2024 for Myers Park is \$951,844 and for the Farm Museum is \$137,833 including staff, maintenance and training.

Tax Notes Projects

Tax Note projects are information technology projects as well as building construction projects that help the County to better serve its citizens. As a part of the 2018 Tax Notes the County purchased a new election system that will have an impact on the operating budget. The new system will cost approximately \$576,683 in maintenance in FY 2024 which is an incremental increase of \$16,321 over FY 2023. Maintenance for all technology and facilities projects are included in the General Fund after the first year. Operational costs included in the General Fund budget for all Tax Note projects in FY 2024 is \$64,420. Future year estimates are based on contract maximum increases for technology items and utility cost increases for facilities.

Discretionary/Contingency Projects

In addition to the five types is Discretionary and Contingency Projects. During each bond election funding has been set aside for additional projects that might not have been specifically named in the original election as a Tier 1 Priority, but are included as Tier 2 projects should funding become available. These funds are held in a Discretionary account until they have been approved and allocated to a project at which point they become one of the six types of projects. There is no operating impact for these projects because the projects either have not been identified yet or not yet approved by Commissioners' Court.

Table 14 – Operating Impact by Project Type

Operational Impact Summary by Project Type

Project Type	FY 2024	FY 2025	FY 2026	FY 2027	FY 2028	FY 2029	Future
City Roads	\$ -	\$ -	\$ 409	\$ -	\$ -	\$ -	\$ 506,739
County Roads	\$ -	\$ -	\$ -	\$ 23,506	\$ -	\$ -	\$ 1,455,484
Facilities	\$ 489,360	\$ 3,069,584	\$ 58,362	\$ 171,830	\$ 180,199	\$ 188,979	\$ 123,788
Tax Notes	\$ 64,420	\$ 89,593	\$ 72,663	\$ 75,893	\$ 79,293	\$ 82,875	\$ 85,361
Total Impact	\$ 553,780	\$ 3,159,178	\$ 131,434	\$ 271,230	\$ 259,492	\$ 271,854	\$ 2,171,372

Table 15 – Operating Impact by Fund

Operational Impact Summary by Fund

Fund	FY 2024	FY 2025	FY 2026	FY 2027	FY 2028	FY 2029	Future
0001 - General Fund	\$ 553,780	\$ 3,159,178	\$ 131,025	\$ 247,723	\$ 259,492	\$ 271,854	\$ 209,149
1010 - Road & Bridge	\$ -	\$ -	\$ 409	\$ 23,506	\$ -	\$ -	\$ 1,962,223
Total Impact	\$ 553,780	\$ 3,159,178	\$ 131,434	\$ 271,230	\$ 259,492	\$ 271,854	\$ 2,171,372

Capital Improvement Project Funding Summaries

On the following two pages are summary tables of all of the Capital Improvement Projects. The revenues are broken down by project type while the expenditures are broken down by project group.

Table 16 on Page 14 shows the breakdown of the projects by bond series. The only remaining funding left of the 2001 series is the Outdoor Camp, Master Plan funding and funding for a new external website. The funding will continue to be included in the budget until all remaining funds are allocated and expensed. Most of the 2007 series funding is the funding sold in February of 2019 to expand the jail.

Table 17 on Page 15 shows a 3 year history of the capital budget and expenditures as well as the change from FY 2023 to FY 2024.

A quick snapshot of the Capital Improvement Program can be found in Figure 21 on Page 16. This highlights the data on Tables 14 through 17 using visual condensed tables and figures.

Table 18 starting on Page 17 is a summary table of all projects grouped by project group. The table shows the budget for each project as well as any available funds and the operational impacts for FY 2024.

Following the quick facts and summary tables is a breakdown of each project in detail grouped by project type. At the beginning of each project type is a table summary of all of the projects in that project type. The detail pages include information such as the project starting year, a description, funding source, a map or picture as well as the operating impacts and financial information.

FY 2024 Capital Improvement Book – www.collincountytx.gov

Table 16 – Budgeted Revenues and Expenditures by Bond/Tax Note Series

Capital Project Budget by Bond/Tax Note Series

Project Type/Group	2001	2003	2007	2018
Bond/Tax Note Revenues				
City Roads	\$ -	\$ 270,203	\$ 101,977,434	\$ 90,009,245
County Roads	\$ -	\$ -	\$ 24,723,511	\$ 612,992,609
Facilities	\$ -	\$ 24,838,406	\$ 69,140,408	\$ -
Open Space	\$ 26,971,546	\$ -	\$ 1,161,432	\$ 4,718,842
Tax Notes	\$ 1,682,495	\$ 27,671,545	\$ -	\$ 18,000,000
Total Revenues	\$ 28,654,041	\$ 52,780,154	\$ 197,002,785	\$ 725,720,696
Expenditures By Project Group				
Adult Detention Facility	\$ -	\$ 20,114,558	\$ 45,911,751	\$ -
City of Allen	\$ -	\$ -	\$ 755,715	\$ -
City of Anna	\$ -	\$ -	\$ 971,660	\$ 2,590,000
City of Celina	\$ -	\$ -	\$ 22,825,555	\$ 7,518,289
City of Dallas	\$ -	\$ -	\$ 986,082	\$ 1,691,244
City of Frisco	\$ -	\$ -	\$ 13,732,500	\$ 2,000,000
City of Josephine	\$ -	\$ -	\$ -	\$ 2,522,000
City of Lucas	\$ -	\$ -	\$ -	\$ 8,365,180
City of Murphy	\$ -	\$ -	\$ 1,162,529	\$ -
City of Parker	\$ -	\$ -	\$ 1,700,400	\$ -
City of Plano	\$ -	\$ 67,864	\$ 34,873,159	\$ 4,942,136
City of Princeton	\$ -	\$ -	\$ 4,071,986	\$ -
City of Wylie	\$ -	\$ -	\$ 11,967,400	\$ 2,999,999
Collin County - Discretionary	\$ -	\$ -	\$ -	\$ 9,713,911
Collin County Regional	\$ -	\$ -	\$ 21,032,659	\$ 590,965,496
Collin County Rural Road	\$ -	\$ -	\$ 3,690,852	\$ -
Contingency Tax Notes	\$ -	\$ -	\$ -	\$ 517,000
County City	\$ -	\$ -	\$ -	\$ 52,000,685
County-City-State	\$ -	\$ -	\$ -	\$ 12,313,202
Courts Facility	\$ -	\$ -	\$ 23,228,657	\$ -
Facility Tax Notes	\$ 1,580,486	\$ -	\$ -	\$ 7,283,000
Juvenile Detention Facility	\$ -	\$ 4,723,848	\$ -	\$ -
Open Space Grants	\$ -	\$ -	\$ 1,161,432	\$ 4,718,842
Outdoor Camp	\$ 26,971,546	\$ -	\$ -	\$ -
Technology Tax Notes	\$ 102,009	\$ 27,671,545	\$ -	\$ 10,200,000
Town of Fairview	\$ -	\$ -	\$ 8,930,448	\$ 2,782,052
Town of Prosper	\$ -	\$ 202,339	\$ -	\$ 2,597,660
Total Expenditures	\$ 28,654,041	\$ 52,780,154	\$ 197,002,785	\$ 725,720,696

INTRODUCTION

SELECTION PROCESS

DEBT POLICY

BOND ELECTIONS

OPERATING IMPACTS

FUNDING SUMMARIES

QUICK FACTS

PROJECT SUMMARIES

PROJECT DETAILS

Table 17 – FY 2024 Budgeted Revenues and Expenditures

FY 2024 Budgeted Revenues & Expenditures

Project Type/Group	FY 2022 Budget	FY 2023 Budget	FY 2024 Budget	Change From FY 2023 Budget	% Change From FY 2023 Budget
Bond/Tax Note Revenues					
City Roads	\$ 190,454,460	\$ 157,088,219	\$ 192,256,882	\$ 35,168,663	22.4%
County Roads	\$ 335,875,891	\$ 422,869,105	\$ 637,716,120	\$ 214,847,015	50.8%
Facilities	\$ 94,155,913	\$ 94,155,913	\$ 93,978,814	\$ (177,099)	(0.2%)
Open Space	\$ 31,841,734	\$ 33,075,403	\$ 32,851,820	\$ (223,583)	(0.7%)
Tax Notes	\$ 47,354,040	\$ 47,370,380	\$ 47,354,040	\$ (16,340)	(0.0%)
Total Revenues	\$ 699,682,038	\$ 754,559,020	\$ 1,004,157,676	\$ 249,598,657	33.1%
Expenditures By Project Group					
Adult Detention Facility	\$ 66,201,309	\$ 66,201,309	\$ 66,026,309	\$ (175,000)	(0.3%)
City Of Allen	\$ 1,061,821	\$ 755,715	\$ 755,715	\$ -	0.0%
City Of Anna	\$ 2,971,660	\$ 971,660	\$ 3,561,660	\$ 2,590,000	266.6%
City Of Celina	\$ 20,565,851	\$ 21,687,179	\$ 30,343,844	\$ 8,656,666	39.9%
City Of Dallas	\$ 2,677,326	\$ 2,677,326	\$ 2,677,326	\$ -	0.0%
City Of Frisco	\$ 20,163,500	\$ 15,732,500	\$ 15,732,500	\$ -	0.0%
City Of Josephine	\$ -	\$ -	\$ 2,522,000	\$ 2,522,000	0.0%
City Of Lucas	\$ 8,365,180	\$ 8,365,180	\$ 8,365,180	\$ -	0.0%
City Of Mckinney	\$ 17,123,902	\$ -	\$ -	\$ -	0.0%
City Of Murphy	\$ 1,162,529	\$ 1,162,529	\$ 1,162,529	\$ -	0.0%
City Of Parker	\$ 2,710,000	\$ 1,700,400	\$ 1,700,400	\$ -	0.0%
City Of Plano	\$ 40,915,295	\$ 39,883,159	\$ 39,883,159	\$ (0)	(0.0%)
City Of Princeton	\$ 12,069,496	\$ 4,071,986	\$ 4,071,986	\$ -	0.0%
City Of Sachse	\$ 588,000	\$ -	\$ -	\$ -	0.0%
City Of Wylie	\$ 10,347,400	\$ 10,347,400	\$ 14,967,399	\$ 4,619,999	44.6%
Collin County - Discretionary	\$ 12,345,955	\$ 36,208,531	\$ 9,713,911	\$ (26,494,620)	(73.2%)
Collin County Regional	\$ 300,040,849	\$ 363,719,952	\$ 611,998,155	\$ 248,278,203	68.3%
Collin County Rural Road	\$ 9,001,725	\$ 9,001,746	\$ 3,690,852	\$ (5,310,894)	(59.0%)
Contingency Tax Notes	\$ 547,000	\$ 517,000	\$ 517,000	\$ -	0.0%
County Bridges	\$ 1,592,749	\$ 1,592,749	\$ -	\$ (1,592,749)	(100.0%)
County City	\$ 46,000,000	\$ 46,000,685	\$ 52,000,685	\$ 6,000,000	13.0%
County-City-State	\$ 12,894,613	\$ 12,346,127	\$ 12,313,202	\$ (32,925)	(0.3%)
Courts Facility	\$ 23,228,657	\$ 23,228,657	\$ 23,228,657	\$ -	0.0%
Facility Tax Notes	\$ 8,833,486	\$ 8,863,486	\$ 8,863,486	\$ -	0.0%
Juvenile Detention Facility	\$ 4,725,947	\$ 4,725,947	\$ 4,723,848	\$ (2,099)	(0.0%)
Open Space Grants	\$ 4,488,780	\$ 5,722,449	\$ 5,880,274	\$ 157,825	2.8%
Outdoor Camp	\$ 27,352,954	\$ 27,352,954	\$ 26,971,546	\$ (381,408)	(1.4%)
Technology Tax Notes	\$ 37,973,554	\$ 37,989,894	\$ 37,973,554	\$ (16,340)	(0.0%)
Town Of Fairview	\$ 3,732,500	\$ 3,732,500	\$ 11,712,500	\$ 7,980,000	213.8%
Town Of Prosper	\$ -	\$ -	\$ 2,799,999	\$ 2,799,999	0.0%
Total Expenditures	\$ 699,682,038	\$ 754,559,020	\$ 1,004,157,676	\$ 249,598,657	33.1%

Figure 21 Capital Project Quick Facts



Table 18 – Project Summaries

Project Summaries

Project Name	Description	Project Type	FY 2024 Budget	Available	Operational Impact
Adult Detention Facility					
FI03JAIL	2003 Bond - Justice Center	Facilities	\$ 20,114,558	\$ 10,597	\$ -
FI07JAIL	Adult Detention Facility Expansion	Facilities	\$ 45,800,000	\$ 2,949,863	\$ 489,360
FI07K4008	Fire Suppression Sprinklers	Facilities	\$ 111,751	\$ 97,351	\$ -
City of Allen					
RI07007	AL - US 75 from Ridgeview	City Roads	\$ 755,715	\$ -	\$ -
City of Anna					
RI07009	AN - Mantua Rd from SH 5	City Roads	\$ 971,660	\$ 971,660	\$ -
RI18031	Anna - Leonard Rd., Foster Crossing	City Roads	\$ 2,590,000	\$ -	\$ -
City of Celina					
RI07014	CE - CR 5 from DNT Exten	City Roads	\$ 22,825,555	\$ 1,240,667	\$ -
RI18032	Celina - Coit Rd., Vest Ln.	City Roads	\$ 7,518,289	\$ 7,518,289	\$ -
City of Dallas					
RI0718012	DA - Frankford Road	City Roads	\$ 986,082	\$ -	\$ -
RI18012	DA - Frankford Road: SH 289/Preston Rd to Coit Rd	City Roads	\$ 1,691,244	\$ -	\$ -
City of Frisco					
RI070031	FR - Lebanon-Starwood-Dalpk	City Roads	\$ 1,150,000	\$ 329,524	\$ -
RI07031	FR - Virginia from Prestn	City Roads	\$ 6,750,000	\$ -	\$ -
RI07033	FR - N Dlls Pkwy from War	City Roads	\$ 5,832,500	\$ -	\$ -
RI18008	FR - Dallas Parkway: Eldorado Pkwy to Panther Creek Pkwy	City Roads	\$ 2,000,000	\$ 2,000,000	\$ -
City of Josephine					
RI18030	Josephine - N. Greenville Ave	City Roads	\$ 2,522,000	\$ -	\$ -
City of Lucas					
RI18007	LU - Lucas Road: FM 2551/Angel Parkway to FM 1378/Country Club Rd	City Roads	\$ 8,365,180	\$ 726,000	\$ -
City of Murphy					
RI07053	MU - Betsy Ln fr FM2551	City Roads	\$ 1,162,529	\$ 165,217	\$ -
City of Parker					
RI070064	PA - Parker Water Lines	City Roads	\$ 1,641,115	\$ 1,402,259	\$ -
RI070074	City of Parker Utility Relocations	City Roads	\$ 59,285	\$ -	\$ -
City of Plano					
RI0318009	PL - Shiloh Road: 14th Street to Park Blvd	City Roads	\$ 67,864	\$ -	\$ -
RI07057	PL - Major Thrhfr Rehab	City Roads	\$ 16,543,075	\$ 0	\$ -
RI07058	PL - Intersection Imprvmt	City Roads	\$ 18,330,084	\$ 2,000,001	\$ -
RI18009	PL - Shiloh Road: 14th Street to Park Blvd	City Roads	\$ 4,942,136	\$ -	\$ -
City of Princeton					
RI07077	PN - CR407 frm US 380	City Roads	\$ 4,071,986	\$ 95,411	\$ -

INTRODUCTION
SELECTION PROCESS
DEBT POLICY
BOND ELECTIONS
OPERATING IMPACTS
FUNDING SUMMARIES
QUICK FACTS
PROJECT SUMMARIES
PROJECT DETAILS

Table 18 – Project Summaries

Project Summaries

Project Name	Description	Project Type	FY 2024 Budget	Available	Operational Impact
City of Wylie					
RI070077	Wylie - E Stone Road Reconstruction	City Roads	\$ 1,620,000	\$ 1,620,000	\$ -
RI07091	WY - McMillan Rd fr McCre	City Roads	\$ 3,426,775	\$ -	\$ -
RI07092	WY - Stone Rd fr Akin Ln	City Roads	\$ 4,521,250	\$ 4,021,250	\$ -
RI0718028	Wylie - McMillen Dr., McCreary	City Roads	\$ 2,399,375	\$ -	\$ -
RI18028	Wylie - McMillen Dr., McCreary	City Roads	\$ 2,999,999	\$ -	\$ -
Collin County - Discretionary					
RI18000A	2018 Proposition A Discretionary	County Roads	\$ 9,713,911	\$ 9,713,911	\$ -
Collin County Regional					
RI070020	FM2551 - Engineering	County Roads	\$ 3,887,968	\$ 1	\$ -
RI070027	TXDOT ROW 75 fr ML to 455	County Roads	\$ 2,031,831	\$ 763,126	\$ -
RI070048	US 380: <i>Airport - CR458</i>	County Roads	\$ 732,818	\$ 551,417	\$ -
RI070049	FM 546/CR400: <i>Airport E PR</i>	County Roads	\$ 1,300,000	\$ 1,300,000	\$ -
RI070056	SH78: <i>FM6 - CR557</i>	County Roads	\$ 341,436	\$ 341,436	\$ -
RI070076	Park Blvd Frm FM 1378 to FM 2514	County Roads	\$ 1,378,554	\$ 1,378,554	\$ -
RI07095	Outer Loop frm DNT to 289	County Roads	\$ 9,727,152	\$ 0	\$ -
RI0718003	SE Collin County Mobility Study	County Roads	\$ 1,500,000	\$ 511,691	\$ -
RI18001	US380 Denton Cnty to Custer	County Roads	\$ 93,612,000	\$ 90,464,900	\$ -
RI18002	SP 399 SRT by Airport	County Roads	\$ 40,908,000	\$ 32,335,091	\$ -
RI18003	US 78 PGBT to FM 6	County Roads	\$ 43,008,807	\$ 40,535,789	\$ -
RI18013	US 380, Airport to East Outer Loop	County Roads	\$ 97,132,621	\$ 87,443,644	\$ -
RI18017	US 380, Airport to Custer Land Acquisition	County Roads	\$ 125,313,746	\$ 94,464,697	\$ -
RI180L001	Collin/Denton Line to SH289	County Roads	\$ 14,400,000	\$ 416,030	\$ -
RI180L002	Outerloop - BS289 to 75	County Roads	\$ 129,821,185	\$ 75,233,602	\$ -
RI180L004	Outer Loop, SH 121 to US 380	County Roads	\$ 14,429,137	\$ 14,429,137	\$ -
RI180L005	Outer Loop, US 380 to FM 6	County Roads	\$ 17,000,000	\$ 17,000,000	\$ -
RI180L006	Outer Loop, FM 6 to Rockwall County	County Roads	\$ 15,340,000	\$ 15,340,000	\$ -
RIP75301	Mobility Plan Update	County Roads	\$ 132,900	\$ 46,188	\$ -
Collin County Rural Road					
RI07099	CR - Park Blvd fr FM2514	County Roads	\$ 3,690,852	\$ 524	\$ -
Contingency Tax Notes					
BACONTNG	2018 Tax Note Contingency	Tax Notes	\$ 517,000	\$ 517,000	\$ -
County City					
RI18004CO	Park FM2514 to SH 78	City Roads	\$ 38,000,685	\$ 34,754,899	\$ -
RI18005CO	FM 546 / CR400	City Roads	\$ 14,000,000	\$ 7,252,794	\$ -

Table 18 – Project Summaries

Project Summaries

Project Name	Description	Project Type	FY 2024 Budget	Available	Operational Impact
County-City-State					
RI18014	US 380: <i>Airport to CR 458</i>	County Roads	\$ 11,000,000	\$ 11,000,000	\$ -
RI18016	FM 545 Contributions	County Roads	\$ 1,313,202	\$ 1,313,202	\$ -
Courts Facility					
FI07CH	Bloomdale Cths Phase 2	Facilities	\$ 23,228,657	\$ 718,029	\$ -
Facility Tax Notes					
FI01MP	Admin Services - Master Plan	Tax Notes	\$ 1,580,486	\$ 49,123	\$ -
FI18LAVNCH	JP/Constable Precinct 2 Bldg	Tax Notes	\$ 3,480,000	\$ 36,886	\$ -
FI18ME	Medical Examiner Building Expansion	Tax Notes	\$ 1,400,000	\$ 1,400,000	\$ -
FI18PLCH	Plano Sub-CH Improvement Renovations	Tax Notes	\$ 2,403,000	\$ 172,161	\$ -
Juvenile Detention Facility					
FI03JUVD	Juvenile Detention Facility	Facilities	\$ 4,723,848	\$ 4,785	\$ -
Open Space Grants					
OI0718PG18	City of McKinney - Wilson Creek Greens Trail Project	Open Space	\$ 282,263	\$ 282,263	\$ -
OI0718PG34	AL - Watters Trail S Connection	Open Space	\$ 10,862	\$ 10,862	\$ -
OI07OS	2007 Open Space Grant Fnd	Open Space	\$ 551,292	\$ 551,292	\$ -
OI07PG101	Trinity Trail Preservation Assoc	Open Space	\$ 7,500	\$ -	\$ -
OI07PG103	City of Allen - Eugene McDermott	Open Space	\$ 140,365	\$ -	\$ -
OI07PG106	MP Show Barn Failure	Open Space	\$ 50,000	\$ 37,989	\$ -
OI07PG107	MP Stall Barn Foundation Failure	Open Space	\$ 50,000	\$ 42,399	\$ -
OI07PG108	MP Confinement Building Restoration	Open Space	\$ 28,150	\$ 500	\$ -
OI07PG110	Parkhill Prairie - The Nature Conservancy	Open Space	\$ 41,000	\$ (999)	\$ -
OI18DISC	2018 Proposition C Discretionary	Open Space	\$ 31,413	\$ 31,413	\$ -
OI18PG11	Frisco - Parvin Branch Trail Connect	Open Space	\$ 100,000	\$ 100,000	\$ -
OI18PG13	Town of Fairview - State Highway 5 to Stoddard Rd Trail Connection	Open Space	\$ 44,915	\$ 44,915	\$ -
OI18PG14	City of Frisco - Independence Hike & Bike Trail	Open Space	\$ 211,920	\$ 211,920	\$ -
OI18PG16	City of Lavon - Bear Creek Trail Creek Crossing Connector	Open Space	\$ 233,250	\$ 233,250	\$ -
OI18PG17	City of Lowry Crossing - Lowry Crossing City Park	Open Space	\$ 412,067	\$ 412,067	\$ -
OI18PG18	City of McKinney - Wilson Creek Greens Trail Project	Open Space	\$ 113,737	\$ 113,737	\$ -
OI18PG19	City of Melissa - Brookside Sub-Surface Crossing at SH 121	Open Space	\$ 146,666	\$ 146,666	\$ -
OI18PG25	Fairview - Stacy Rd to Monarch Trail	Open Space	\$ 97,150	\$ 97,150	\$ -
OI18PG27	Farmersville - Rambler Park	Open Space	\$ 50,000	\$ 50,000	\$ -
OI18PG28	Farmersville - Onion Shed	Open Space	\$ 175,000	\$ 175,000	\$ -
OI18PG29	Farmersville - Caddo Park	Open Space	\$ 100,000	\$ 100,000	\$ -
OI18PG30	Frisco - Poweline Hike & Bike Trail	Open Space	\$ 250,681	\$ 250,681	\$ -

INTRODUCTION

SELECTION PROCESS

DEBT POLICY

BOND ELECTIONS

OPERATING IMPACTS

FUNDING SUMMARIES

QUICK FACTS

PROJECT SUMMARIES

PROJECT DETAILS

Table 18 – Project Summaries

Project Summaries

Project Name	Description	Project Type	FY 2024 Budget	Available	Operational Impact
Open Space Grants					
OI18PG31	McKinney - Wilson Creek Greens Trail	Open Space	\$ 250,681	\$ 250,681	\$ -
OI18PG32	Plano - Los Rios Park Trail	Open Space	\$ 250,681	\$ 250,681	\$ -
OI18PG33	Prosper - First St Ped & Bicycle Tunn	Open Space	\$ 250,681	\$ 250,681	\$ -
OI18PG34	AL - Watters Trail S Connection	Open Space	\$ 128,566	\$ 128,566	\$ -
OI18PG35	BR - Mowry Park	Open Space	\$ 200,000	\$ 200,000	\$ -
OI18PG36	FV - Blackland Prairie Park	Open Space	\$ 850,000	\$ 850,000	\$ -
OI18PG37	LV - Bear Creek Land Acq	Open Space	\$ 375,000	\$ 375,000	\$ -
OI18PG38	LC - Trinity Trail	Open Space	\$ 179,006	\$ 179,006	\$ -
OI18PG39	PL - Chisholm Trail Ext	Open Space	\$ 267,428	\$ 267,428	\$ -
Outdoor Camp					
OI01OC	OUTDOOR CAMP	Open Space	\$ 26,971,546	\$ 170,077	\$ -
Technology Tax Notes					
TI01K0602	County Website Solution	Tax Notes	\$ 102,009	\$ 102,009	\$ -
TI03FIN	Financial Reporting System	Tax Notes	\$ 12,194,488	\$ 3,862,519	\$ 21,915
TI03JUS	Justice System	Tax Notes	\$ 15,477,057	\$ 84,461	\$ 26,184
TI18ELEC	Elections Equipment and Technology	Tax Notes	\$ 10,200,000	\$ 116,584	\$ 16,321
Town of Fairview					
RI07017	FV - FM 1378 from Lucas	City Roads	\$ 132,500	\$ 132,500	\$ -
RI07018	FV - Frisco Rd from FM 1378	City Roads	\$ 540,000	\$ -	\$ -
RI07019	FV - Fairview from Ridgevie	City Roads	\$ 3,060,000	\$ -	\$ -
RI0718033	Fairview - Fairview Pkwy., Medical Dr.	City Roads	\$ 5,197,948	\$ -	\$ -
RI18033	Fairview - Fairview Pkwy., Medical Dr.	City Roads	\$ 2,782,052	\$ -	\$ -
Town of Prosper					
RI0318027	Prosper - Coit Intersection	City Roads	\$ 202,339	\$ 202,339	\$ -
RI18027	Prosper - Coit Intersection	City Roads	\$ 2,597,660	\$ 2,597,660	\$ -

INTRODUCTION

SELECTION PROCESS

DEBT POLICY

BOND ELECTIONS

OPERATING IMPACTS

FUNDING SUMMARIES

QUICK FACTS

PROJECT SUMMARIES

PROJECT DETAILS

City Roads Projects Summaries

Project Name	Project	Budget	Expenditures	Available
City of Allen				
RI07007	AL - US 75 from Ridgeview	\$ 755,715	\$ 755,715	\$ -
		\$ 755,715	\$ 755,715	\$ -
City of Anna				
RI07009	AN - Mantua Rd from SH 5	\$ 971,660	\$ -	\$ 971,660
RI18031	Anna - Leonard Rd., Foster Crossing	\$ 2,590,000	\$ 2,590,000	\$ -
		\$ 3,561,660	\$ 2,590,000	\$ 971,660
City of Celina				
RI07014	CE - CR 5 from DNT Exten	\$ 22,825,555	\$ 21,584,888	\$ 1,240,667
RI18032	Celina - Coit Rd., Vest Ln.	\$ 7,518,289	\$ -	\$ 7,518,289
		\$ 30,343,844	\$ 21,584,888	\$ 8,758,956
City of Dallas				
RI0718012	DA - Frankford Road	\$ 986,082	\$ 986,082	\$ -
RI18012	DA - Frankford Road: <i>SH 289/Preston Rd to Coit Rd</i>	\$ 1,691,244	\$ 1,691,244	\$ -
		\$ 2,677,326	\$ 2,677,326	\$ -
City of Frisco				
RI070031	FR - Lebanon-Starwood-Dalpk	\$ 1,150,000	\$ 820,476	\$ 329,524
RI07031	FR - Virginia from Prestn	\$ 6,750,000	\$ 6,750,000	\$ -
RI07033	FR - N Dlls Pkwy from War	\$ 5,832,500	\$ 5,832,500	\$ -
RI18008	FR - Dallas Parkway: <i>Eldorado Pkwy to Panther Creek Pkwy</i>	\$ 2,000,000	\$ -	\$ 2,000,000
		\$ 15,732,500	\$ 13,402,976	\$ 2,329,524
City of Josephine				
RI18030	Josephine - N. Greenville Ave	\$ 2,522,000	\$ 2,522,000	\$ -
		\$ 2,522,000	\$ 2,522,000	\$ -
City of Lucas				
RI18007	LU - Lucas Road: <i>FM 2551/Angel Parkway to FM 1378/ Country Club Rd</i>	\$ 8,365,180	\$ 7,639,180	\$ 726,000
		\$ 8,365,180	\$ 7,639,180	\$ 726,000
City of Murphy				
RI07053	MU - Betsy Ln fr FM2551	\$ 1,162,529	\$ 997,312	\$ 165,217
		\$ 1,162,529	\$ 997,312	\$ 165,217

City Roads Projects Summaries

Project Name	Project	Budget	Expenditures	Available
City of Parker				
RI070064	PA - Parker Water Lines	\$ 1,641,115	\$ 238,856	\$ 1,402,259
RI070074	City of Parker Utility Relocations	\$ 59,285	\$ 59,285	\$ -
		\$ 1,700,400	\$ 298,141	\$ 1,402,259
City of Plano				
RI0318009	PL - Shiloh Road: 14th Street to Park Blvd	\$ 67,864	\$ 67,864	\$ -
RI07057	PL - Major Thrhfr Rehab	\$ 16,543,075	\$ 16,543,074	\$ 0
RI07058	PL - Intersection Imprvmt	\$ 18,330,084	\$ 16,330,083	\$ 2,000,001
RI18009	PL - Shiloh Road: 14th Street to Park Blvd	\$ 4,942,136	\$ 4,942,136	\$ -
		\$ 39,883,159	\$ 37,883,157	\$ 2,000,001
City of Princeton				
RI07077	PN - CR407 frm US 380	\$ 4,071,986	\$ 3,976,575	\$ 95,411
		\$ 4,071,986	\$ 3,976,575	\$ 95,411
City of Wylie				
RI070077	Wylie - E Stone Road Reconstruction	\$ 1,620,000	\$ -	\$ 1,620,000
RI07091	WY - McMillan Rd fr McCre	\$ 3,426,775	\$ 3,426,775	\$ -
RI07092	WY - Stone Rd fr Akin Ln	\$ 4,521,250	\$ 500,000	\$ 4,021,250
RI0718028	Wylie - McMillen Dr., McCreary	\$ 2,399,375	\$ 2,399,375	\$ -
RI18028	Wylie - McMillen Dr., McCreary	\$ 2,999,999	\$ 2,999,999	\$ -
		\$ 14,967,399	\$ 9,326,149	\$ 5,641,250
County City				
RI18004CO	Park FM2514 to SH 78	\$ 38,000,685	\$ 3,245,786	\$ 34,754,899
RI18005CO	FM 546 / CR400	\$ 14,000,000	\$ 6,747,206	\$ 7,252,794
		\$ 52,000,685	\$ 9,992,992	\$ 42,007,693
Town of Fairview				
RI07017	FV - FM 1378 from Lucas	\$ 132,500	\$ -	\$ 132,500
RI07018	FV - Frisco Rd from FM 1378	\$ 540,000	\$ 540,000	\$ -
RI07019	FV - Fairview from Ridgevie	\$ 3,060,000	\$ 3,060,000	\$ -
RI0718033	Fairview - Fairview Pkwy., Medical Dr.	\$ 5,197,948	\$ 5,197,948	\$ -
RI18033	Fairview - Fairview Pkwy., Medical Dr.	\$ 2,782,052	\$ 2,782,052	\$ -
		\$ 11,712,500	\$ 11,580,000	\$ 132,500

INTRODUCTION

SELECTION PROCESS

DEBT POLICY

BOND ELECTIONS

OPERATING IMPACTS

FUNDING SUMMARIES

QUICK FACTS

PROJECT SUMMARIES

PROJECT DETAILS

City Roads Projects Summaries

Project Name	Project	Budget	Expenditures	Available
Town of Prosper				
RI0318027	Prosper - Coit Intersection	\$ 202,339	\$ -	\$ 202,339
RI18027	Prosper - Coit Intersection	\$ 2,597,660	\$ -	\$ 2,597,660
		\$ 2,799,999	\$ -	\$ 2,799,999
Total City Roads Projects		\$ 192,256,882	\$ 125,226,412	\$ 67,030,470

City Road Projects

FY 2024 Capital Improvement Program

INTRODUCTION

SELECTION PROCESS

DEBT POLICY

BOND ELECTIONS

OPERATING IMPACTS

FUNDING SUMMARIES

QUICK FACTS

PROJECT SUMMARIES

PROJECT DETAILS

Project Group:	City of Allen
Project Name:	AL - US 75 from Ridgeview
Project Number:	RI07007
Major Project:	N/A
Start Date:	2011
Project Status:	Active
Funding Source:	2007 Bond Election



PROJECT DESCRIPTION

Engineering of US 75 from Ridgeview Interchange to from 2 lanes to 8 lanes.

OPERATIONAL IMPACT

Fund	Current FY 2024	Projected Impact					Total
		FY 2025	FY 2026	FY 2027	FY 2028	Future	
N/A	\$ -	\$ -	\$ -	\$ -	\$ -	\$ -	\$ -

Impact Notes: All future maintenance is the responsibility of the City. No operational impact to the County.

FINANCIALS

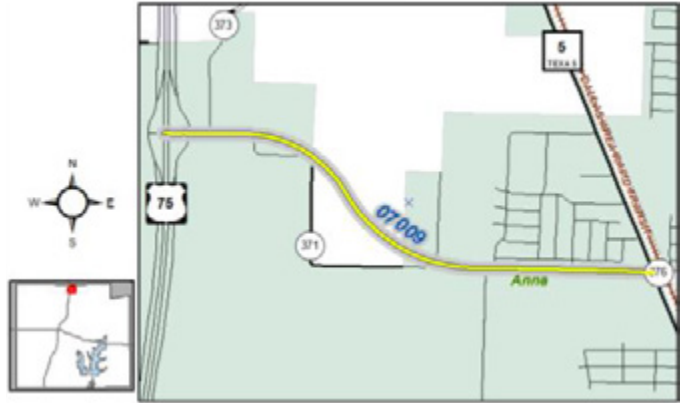
Expenditure Type	Budget	Actuals	Encumbrances	Requisitions	Total Expenditures	FY 2024 Available Budget
Construction	\$ 755,715	\$ 144,483	\$ 611,232	\$ -	\$ 755,715	\$ -
Total	\$ 755,715	\$ 144,483	\$ 611,232	\$ -	\$ 755,715	\$ -

Project financials are displayed as Project-to-Date numbers.

City Road Projects

FY 2024 Capital Improvement Program

Project Group:	City of Anna
Project Name:	AN - Mantua Rd from SH 5
Project Number:	RI07009
Major Project:	N/A
Start Date:	2009
Project Status:	Active
Funding Source:	2007 Bond Election



PROJECT DESCRIPTION

Reconstruction of Mantua Rd / CR 371 from SH 5 (N. Powell Pkwy) to US 75 for a length of 1.8 miles.

OPERATIONAL IMPACT

Fund	Current FY 2024	Projected Impact					Total
		FY 2025	FY 2026	FY 2027	FY 2028	Future	
N/A	\$ -	\$ -	\$ -	\$ -	\$ -	\$ -	\$ -

Impact Notes: All future maintenance is the responsibility of the City. No operational impact to the County.

FINANCIALS

Expenditure Type	Budget	Actuals	Encumbrances	Requisitions	Total Expenditures	FY 2024 Available Budget
Construction	\$ 971,660	\$ -	\$ -	\$ -	\$ -	\$ 971,660
Total	\$ 971,660	\$ -	\$ -	\$ -	\$ -	\$ 971,660

Project financials are displayed as Project-to-Date numbers.

City Road Projects

FY 2024 Capital Improvement Program

Project Group:	City of Anna
Project Name:	Anna - Leonard Rd., Foster Crossing
Project Number:	RI18031
Major Project:	N/A
Start Date:	2023
Project Status:	Active
Funding Source:	2018 Bond Election



PROJECT DESCRIPTION

Leonard Rd., Foster Crossing to Collin County Outer Loop

OPERATIONAL IMPACT

Fund	Current	Projected Impact					Total
	FY 2024	FY 2025	FY 2026	FY 2027	FY 2028	Future	
N/A	\$ -	\$ -	\$ -	\$ -	\$ -	\$ -	\$ -

Impact Notes: All future maintenance is the responsibility of the City of Anna. No future cost impact to the County.

FINANCIALS

Expenditure Type	Budget	Actuals	Encumbrances	Requisitions	Total Expenditures	FY 2024 Available Budget
Construction	\$ 2,590,000	\$ -	\$ 2,590,000	\$ -	\$ 2,590,000	\$ -
Total	\$ 2,590,000	\$ -	\$ 2,590,000	\$ -	\$ 2,590,000	\$ -

Project financials are displayed as Project-to-Date numbers.

City Road Projects

FY 2024 Capital Improvement Program

Project Group:	City of Celina
Project Name:	CE - CR 5 from DNT Exten
Project Number:	RI07014
Major Project:	N/A
Start Date:	2009
Project Status:	Active
Funding Source:	2007 Bond Election



PROJECT DESCRIPTION

Reconstruction of CR 5 from DNT Extension to SH 289 (Preston Rd) for a length of 1.89 miles.

OPERATIONAL IMPACT

Fund	Current FY 2024	Projected Impact					Total
		FY 2025	FY 2026	FY 2027	FY 2028	Future	
N/A	\$ -	\$ -	\$ -	\$ -	\$ -	\$ -	\$ -

Impact Notes: All future maintenance is the responsibility of the City. No operational impact to the County.

FINANCIALS

Expenditure Type	Budget	Actuals	Encumbrances	Requisitions	Total Expenditures	FY 2024 Available Budget
Construction	\$ 13,323,665	\$ 11,366,190	\$ 885,506	\$ -	\$ 12,251,696	\$ 1,071,969
Design	\$ 3,232,645	\$ 3,145,626	\$ 58	\$ -	\$ 3,145,684	\$ 86,961
Right Of Way Acquisition	\$ 6,269,246	\$ 6,187,508	\$ -	\$ -	\$ 6,187,508	\$ 81,738
Total	\$ 22,825,555	\$ 20,699,324	\$ 885,565	\$ -	\$ 21,584,888	\$ 1,240,667

Project financials are displayed as Project-to-Date numbers.

City Road Projects

FY 2024 Capital Improvement Program

Project Group:	City of Celina
Project Name:	Celina - Coit Rd., Vest Ln.
Project Number:	RI18032
Major Project:	N/A
Start Date:	2023
Project Status:	Active
Funding Source:	2018 Bond Election



PROJECT DESCRIPTION

Coit Rd. Vest Ln to Choate Pkwy

OPERATIONAL IMPACT

Fund	Current	Projected Impact					Total
	FY 2024	FY 2025	FY 2026	FY 2027	FY 2028	Future	
N/A	\$ -	\$ -	\$ -	\$ -	\$ -	\$ -	\$ -

Impact Notes: All future maintenance is the responsibility of the City of Celina. No future cost impact to the County.

FINANCIALS

Expenditure Type	Budget	Actuals	Encumbrances	Requisitions	Total Expenditures	FY 2024 Available Budget
Construction	\$ 7,518,289	\$ -	\$ -	\$ -	\$ -	\$ 7,518,289
Total	\$ 7,518,289	\$ -	\$ -	\$ -	\$ -	\$ 7,518,289

Project financials are displayed as Project-to-Date numbers.

City Road Projects

FY 2024 Capital Improvement Program

Project Group:	City of Dallas
Project Name:	DA - Frankford Road
Project Number:	RI0718012
Major Project:	18012
Start Date:	2020
Project Status:	Active
Funding Source:	2007 Bond Election



PROJECT DESCRIPTION

City of Dallas managed. Current roadway improved to include partial reconstruction where needed, an asphalt overlay, pedestrian improvements including sidewalk, ada ramps and crosswalk enhancements, traffic signal improvements, and street lighting.

OPERATIONAL IMPACT

Fund	Current	Projected Impact					Total
	FY 2024	FY 2025	FY 2026	FY 2027	FY 2028	Future	
N/A	\$ -	\$ -	\$ -	\$ -	\$ -	\$ -	\$ -

Impact Notes: All future maintenance is the responsibility of the City. No future cost impact to the County.

FINANCIALS

Expenditure Type	Budget	Actuals	Encumbrances	Requisitions	Total Expenditures	FY 2024 Available Budget
Construction	\$ 986,082	\$ 493,041	\$ 493,041	\$ -	\$ 986,082	\$ -
Total	\$ 986,082	\$ 493,041	\$ 493,041	\$ -	\$ 986,082	\$ -

Project financials are displayed as Project-to-Date numbers.

City Road Projects

FY 2024 Capital Improvement Program

Project Group:	City of Dallas
Project Name:	DA - Frankford Road: SH 289/Preston Rd to Coit Rd
Project Number:	RI18012
Major Project:	18012
Start Date:	2020
Project Status:	Active
Funding Source:	2018 Bond Election



PROJECT DESCRIPTION

City of Dallas managed. Current roadway improved to include partial reconstruction where needed, an asphalt overlay, pedestrian improvements including sidewalk, ada ramps and crosswalk enhancements, traffic signal improvements, and street lighting.

OPERATIONAL IMPACT

Fund	Current	Projected Impact					Total
	FY 2024	FY 2025	FY 2026	FY 2027	FY 2028	Future	
N/A	\$ -	\$ -	\$ -	\$ -	\$ -	\$ -	\$ -

Impact Notes: All future maintenance is the responsibility of the City. No operational impact to the County.

FINANCIALS

Expenditure Type	Budget	Actuals	Encumbrances	Requisitions	Total Expenditures	FY 2024 Available Budget
Construction	\$ 1,691,244	\$ 845,622	\$ 845,622	\$ -	\$ 1,691,244	\$ -
Total	\$ 1,691,244	\$ 845,622	\$ 845,622	\$ -	\$ 1,691,244	\$ -

Project financials are displayed as Project-to-Date numbers.

INTRODUCTION

SELECTION PROCESS

DEBT POLICY

BOND ELECTIONS

OPERATING IMPACTS

FUNDING SUMMARIES

QUICK FACTS

PROJECT SUMMARIES

PROJECT DETAILS

City Road Projects

FY 2024 Capital Improvement Program

Project Group:	City of Frisco
Project Name:	FR - Lebanon-Starwood-Dalpk
Project Number:	RI070031
Major Project:	N/A
Start Date:	2015
Project Status:	Active
Funding Source:	2007 Bond Election



PROJECT DESCRIPTION

FR - Lebanon-Starwood-Dalpk

OPERATIONAL IMPACT

Fund	Current FY 2024	Projected Impact					Total
		FY 2025	FY 2026	FY 2027	FY 2028	Future	
N/A	\$ -	\$ -	\$ -	\$ -	\$ -	\$ -	\$ -

Impact Notes: All future maintenance is the responsibility of the City. No operational impact to the County.

FINANCIALS

Expenditure Type	Budget	Actuals	Encumbrances	Requisitions	Total Expenditures	FY 2024 Available Budget
Construction	\$ 1,150,000	\$ 820,476	\$ -	\$ -	\$ 820,476	\$ 329,524
Total	\$ 1,150,000	\$ 820,476	\$ -	\$ -	\$ 820,476	\$ 329,524

Project financials are displayed as Project-to-Date numbers.

City Road Projects

FY 2024 Capital Improvement Program

INTRODUCTION

SELECTION PROCESS

DEBT POLICY

BOND ELECTIONS

OPERATING IMPACTS

FUNDING SUMMARIES

QUICK FACTS

PROJECT SUMMARIES

PROJECT DETAILS

Project Group:	City of Frisco
Project Name:	FR - Virginia from Prestn
Project Number:	RI07031
Major Project:	N/A
Start Date:	2010
Project Status:	Active
Funding Source:	2007 Bond Election



PROJECT DESCRIPTION

New Arterial of Virginia Pkwy from Preston to Coit Rd for a length of 2 miles.

OPERATIONAL IMPACT

Fund	Current FY 2024	Projected Impact					Total
		FY 2025	FY 2026	FY 2027	FY 2028	Future	
N/A	\$ -	\$ -	\$ -	\$ -	\$ -	\$ -	\$ -

Impact Notes: All future maintenance is the responsibility of the City. No operational impact to the County.

FINANCIALS

Expenditure Type	Budget	Actuals	Encumbrances	Requisitions	Total Expenditures	FY 2024 Available Budget
Construction	\$ 6,750,000	\$ -	\$ 6,750,000	\$ -	\$ 6,750,000	\$ -
Total	\$ 6,750,000	\$ -	\$ 6,750,000	\$ -	\$ 6,750,000	\$ -

Project financials are displayed as Project-to-Date numbers.

City Road Projects

FY 2024 Capital Improvement Program

Project Group:	City of Frisco
Project Name:	FR - N Dlls Pkwy from War
Project Number:	RI07033
Major Project:	N/A
Start Date:	2010
Project Status:	Active
Funding Source:	2007 Bond Election



PROJECT DESCRIPTION

Widening of North Dallas Pkwy from Warren to El Dorado from 4 lanes to 6 lanes for a length of 5.2 miles.

OPERATIONAL IMPACT

Fund	Current FY 2024	Projected Impact					Total
		FY 2025	FY 2026	FY 2027	FY 2028	Future	
N/A	\$ -	\$ -	\$ -	\$ -	\$ -	\$ -	\$ -

Impact Notes: All future maintenance is the responsibility of the City. No operational impact to the County.

FINANCIALS

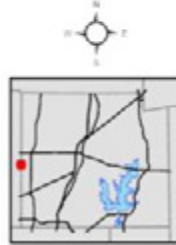
Expenditure Type	Budget	Actuals	Encumbrances	Requisitions	Total Expenditures	FY 2024 Available Budget
Construction	\$ 5,832,500	\$ 4,051,199	\$ 1,781,301	\$ -	\$ 5,832,500	\$ -
Total	\$ 5,832,500	\$ 4,051,199	\$ 1,781,301	\$ -	\$ 5,832,500	\$ -

Project financials are displayed as Project-to-Date numbers.

City Road Projects

FY 2024 Capital Improvement Program

Project Group:	City of Frisco
Project Name:	FR - Dallas Parkway: Eldorado Pkwy to Panther Creek Pkwy
Project Number:	RI18008
Major Project:	N/A
Start Date:	2020
Project Status:	Active
Funding Source:	2018 Bond Election



PROJECT DESCRIPTION

Dallas Parkway: Eldorado Pkwy to Panther Creek Pkwy

OPERATIONAL IMPACT

Fund	Current	Projected Impact					Total
	FY 2024	FY 2025	FY 2026	FY 2027	FY 2028	Future	
N/A	\$ -	\$ -	\$ -	\$ -	\$ -	\$ -	\$ -

Impact Notes: All future maintenance is the responsibility of the City. No operational impact to the County.

FINANCIALS

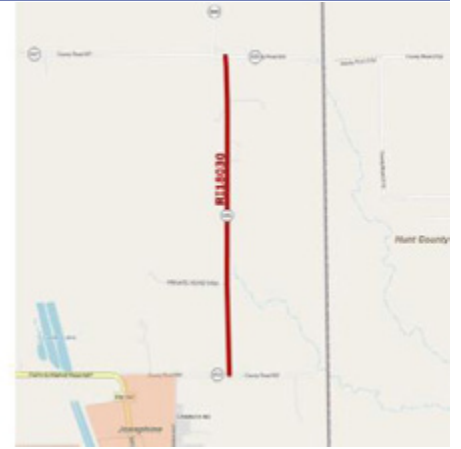
Expenditure Type	Budget	Actuals	Encumbrances	Requisitions	Total Expenditures	FY 2024 Available Budget
Construction	\$ 2,000,000	\$ -	\$ -	\$ -	\$ -	\$ 2,000,000
Total	\$ 2,000,000	\$ -	\$ -	\$ -	\$ -	\$ 2,000,000

Project financials are displayed as Project-to-Date numbers.

City Road Projects

FY 2024 Capital Improvement Program

Project Group:	City of Josephine
Project Name:	Josephine - N. Greenville Ave
Project Number:	RI18030
Major Project:	N/A
Start Date:	2023
Project Status:	Active
Funding Source:	2018 Bond Election



PROJECT DESCRIPTION

N. Greenville Ave, CR 850 to ISD Property Line

OPERATIONAL IMPACT

Fund	Current	Projected Impact					Total
	FY 2024	FY 2025	FY 2026	FY 2027	FY 2028	Future	
N/A	\$ -	\$ -	\$ -	\$ -	\$ -	\$ -	\$ -

Impact Notes: All future maintenance is the responsibility of the City of Josephine. No future cost impact to the County.

FINANCIALS

Expenditure Type	Budget	Actuals	Encumbrances	Requisitions	Total Expenditures	FY 2024 Available Budget
Construction	\$ 2,522,000	\$ -	\$ 2,522,000	\$ -	\$ 2,522,000	\$ -
Total	\$ 2,522,000	\$ -	\$ 2,522,000	\$ -	\$ 2,522,000	\$ -

Project financials are displayed as Project-to-Date numbers.

City Road Projects

FY 2024 Capital Improvement Program

Project Group:	City of Lucas
Project Name:	LU - Lucas Road: FM 2551/Angel Parkway to FM 1378/Country Club Rd
Project Number:	RI18007
Major Project:	N/A
Start Date:	2020
Project Status:	Active
Funding Source:	2018 Bond Election



PROJECT DESCRIPTION

Lucas Road: FM 2551/Angel Parkway to FM 1378/Country Club Rd - Project has been cancelled and funding no longer needed.

OPERATIONAL IMPACT

Fund	Current	Projected Impact					Total
	FY 2024	FY 2025	FY 2026	FY 2027	FY 2028	Future	
N/A	\$ -	\$ -	\$ -	\$ -	\$ -	\$ -	\$ -

Impact Notes: All future maintenance is the responsibility of the City. No operational impact to the County.

FINANCIALS

Expenditure Type	Budget	Actuals	Encumbrances	Requisitions	Total Expenditures	FY 2024 Available Budget
Construction	\$ 7,539,180	\$ 4,182,590	\$ 3,356,590	\$ -	\$ 7,539,180	\$ -
Design	\$ 60,000	\$ 19,719	\$ 20,281	\$ -	\$ 40,000	\$ 20,000
Right Of Way Acquisition	\$ 766,000	\$ 58,800	\$ 1,200	\$ -	\$ 60,000	\$ 706,000
Total	\$ 8,365,180	\$ 4,261,109	\$ 3,378,071	\$ -	\$ 7,639,180	\$ 726,000

Project financials are displayed as Project-to-Date numbers.

INTRODUCTION

SELECTION PROCESS

DEBT POLICY

BOND ELECTIONS

OPERATING IMPACTS

FUNDING SUMMARIES

QUICK FACTS

PROJECT SUMMARIES

PROJECT DETAILS

City Road Projects

FY 2024 Capital Improvement Program

Project Group:	City of Murphy
Project Name:	MU - Betsy Ln fr FM2551
Project Number:	RI07053
Major Project:	N/A
Start Date:	2009
Project Status:	Active
Funding Source:	2007 Bond Election



PROJECT DESCRIPTION

Reconstruction of Betsy Ln from FM 2551 to McCreary Rd for a length of 1 mile.

OPERATIONAL IMPACT

Fund	Current FY 2024	Projected Impact					Total
		FY 2025	FY 2026	FY 2027	FY 2028	Future	
N/A	\$ -	\$ -	\$ -	\$ -	\$ -	\$ -	\$ -

Impact Notes: All future maintenance is the responsibility of the City. No operational impact to the County.

FINANCIALS

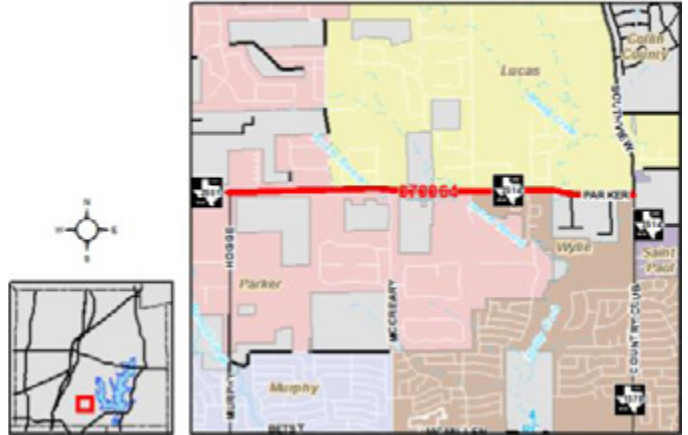
Expenditure Type	Budget	Actuals	Encumbrances	Requisitions	Total Expenditures	FY 2024 Available Budget
Construction	\$ 1,162,529	\$ 997,312	\$ -	\$ -	\$ 997,312	\$ 165,217
Total	\$ 1,162,529	\$ 997,312	\$ -	\$ -	\$ 997,312	\$ 165,217

Project financials are displayed as Project-to-Date numbers.

City Road Projects

FY 2024 Capital Improvement Program

Project Group:	City of Parker
Project Name:	PA - Parker Water Lines
Project Number:	RI070064
Major Project:	N/A
Start Date:	2015
Project Status:	Active
Funding Source:	2007 Bond Election



PROJECT DESCRIPTION

City of Parker Added Project; Engineering and construction of the relocation of the City of Parker’s water line on FM 2514 from FM 2551 to FM 1378

OPERATIONAL IMPACT

Fund	Current	Projected Impact					Total
	FY 2024	FY 2025	FY 2026	FY 2027	FY 2028	Future	
N/A	\$ -	\$ -	\$ -	\$ -	\$ -	\$ -	\$ -

Impact Notes: All future maintenance is the responsibility of the City. No operational impact to the County.

FINANCIALS

Expenditure Type	Budget	Actuals	Encumbrances	Requisitions	Total Expenditures	FY 2024 Available Budget
Construction	\$ 307,962	\$ -	\$ -	\$ -	\$ -	\$ 307,962
Design	\$ 1,333,153	\$ 238,856	\$ -	\$ -	\$ 238,856	\$ 1,094,297
Total	\$ 1,641,115	\$ 238,856	\$ -	\$ -	\$ 238,856	\$ 1,402,259

Project financials are displayed as Project-to-Date numbers.

City Road Projects

FY 2024 Capital Improvement Program

Project Group:	City of Parker
Project Name:	City of Parker Utility Relocations
Project Number:	RI070074
Major Project:	N/A
Start Date:	2022
Project Status:	Active
Funding Source:	2007 Bond Election



PROJECT DESCRIPTION

City of Parker - Design of city owned water utility relocations for the FM 2551 roadway widening project.

OPERATIONAL IMPACT

Fund	Current FY 2024	Projected Impact					Total
		FY 2025	FY 2026	FY 2027	FY 2028	Future	
N/A	\$ -	\$ -	\$ -	\$ -	\$ -	\$ -	\$ -

Impact Notes: All future maintenance is the responsibility of the City. No future cost impact to the County.

FINANCIALS

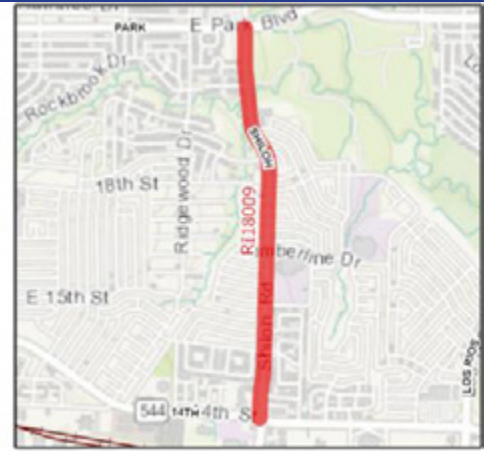
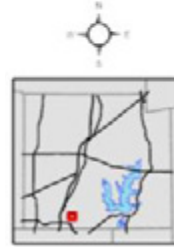
Expenditure Type	Budget	Actuals	Encumbrances	Requisitions	Total Expenditures	FY 2024 Available Budget
Construction	\$ 59,285	\$ -	\$ 59,285	\$ -	\$ 59,285	\$ -
Total	\$ 59,285	\$ -	\$ 59,285	\$ -	\$ 59,285	\$ -

Project financials are displayed as Project-to-Date numbers.

City Road Projects

FY 2024 Capital Improvement Program

Project Group:	City of Plano
Project Name:	PL - Shiloh Road: 14th Street to Park Blvd
Project Number:	RI0318009
Major Project:	18009
Start Date:	2020
Project Status:	Active
Funding Source:	2003 Bond Election



PROJECT DESCRIPTION

Shiloh Road: Construction of the two eastern lanes to complete a four-lane divided throughfare.

OPERATIONAL IMPACT

Fund	Current	Projected Impact					Total
	FY 2024	FY 2025	FY 2026	FY 2027	FY 2028	Future	
N/A	\$ -	\$ -	\$ -	\$ -	\$ -	\$ -	\$ -

Impact Notes: All future maintenance is the responsibility of the City. No operational impact to the County.

FINANCIALS

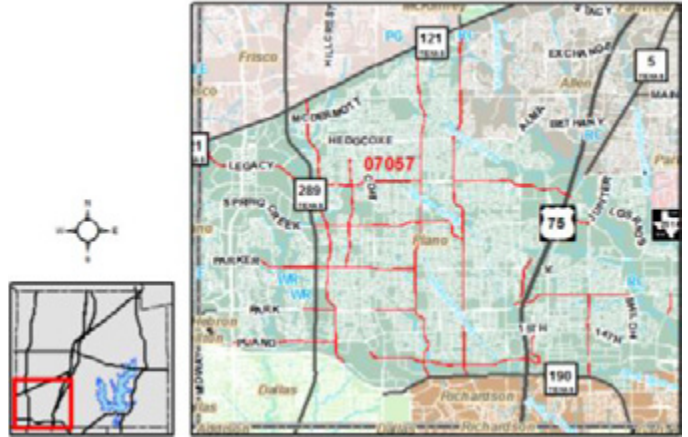
Expenditure Type	Budget	Actuals	Encumbrances	Requisitions	Total Expenditures	FY 2024 Available Budget
Construction	\$ 67,864	\$ 33,932	\$ 33,932	\$ -	\$ 67,864	\$ -
Total	\$ 67,864	\$ 33,932	\$ 33,932	\$ -	\$ 67,864	\$ -

Project financials are displayed as Project-to-Date numbers.

City Road Projects

FY 2024 Capital Improvement Program

Project Group:	City of Plano
Project Name:	PL - Major Thrhfr Rehab
Project Number:	RI07057
Major Project:	N/A
Start Date:	2008
Project Status:	Active
Funding Source:	2007 Bond Election



PROJECT DESCRIPTION

Reconstruction of Major Thoroughfare Rehabilitation.

OPERATIONAL IMPACT

Fund	Current FY 2024	Projected Impact					Total
		FY 2025	FY 2026	FY 2027	FY 2028	Future	
N/A	\$ -	\$ -	\$ -	\$ -	\$ -	\$ -	\$ -

Impact Notes: All future maintenance is the responsibility of the City. No operational impact to the County.

FINANCIALS

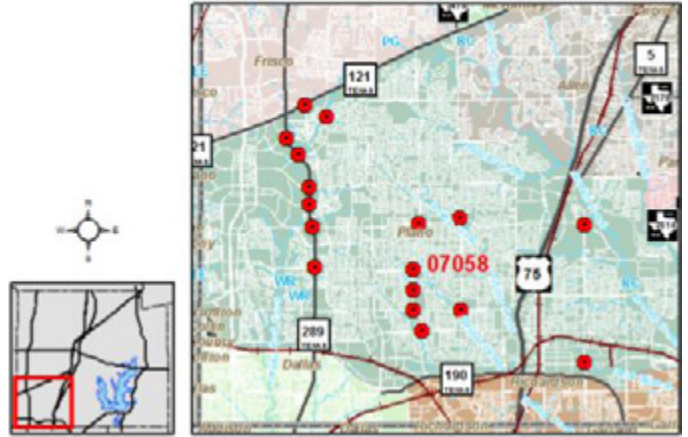
Expenditure Type	Budget	Actuals	Encumbrances	Requisitions	Total Expenditures	FY 2024 Available Budget
Construction	\$ 16,543,075	\$ 15,043,074	\$ 1,500,000	\$ -	\$ 16,543,074	\$ 0
Total	\$ 16,543,075	\$ 15,043,074	\$ 1,500,000	\$ -	\$ 16,543,074	\$ 0

Project financials are displayed as Project-to-Date numbers.

City Road Projects

FY 2024 Capital Improvement Program

Project Group:	City of Plano
Project Name:	PL - Intersection Imprvmt
Project Number:	RI07058
Major Project:	N/A
Start Date:	2008
Project Status:	Active
Funding Source:	2007 Bond Election



PROJECT DESCRIPTION

City of Plano Intersection Improvements.

OPERATIONAL IMPACT

Fund	Current	Projected Impact					Total
	FY 2024	FY 2025	FY 2026	FY 2027	FY 2028	Future	
N/A	\$ -	\$ -	\$ -	\$ -	\$ -	\$ -	\$ -

Impact Notes: All future maintenance is the responsibility of the City. No operational impact to the County.

FINANCIALS

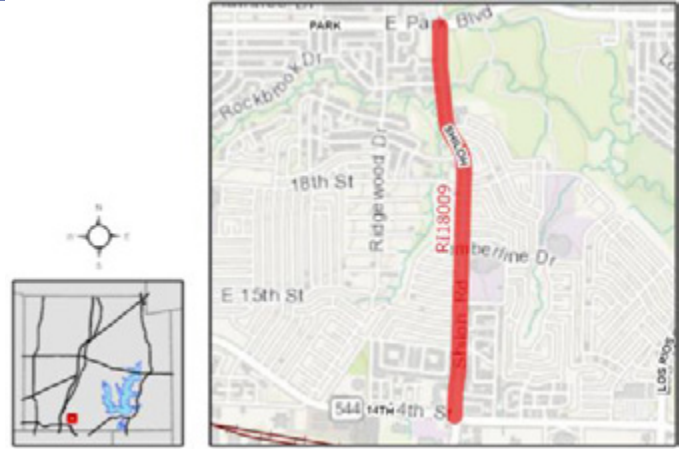
Expenditure Type	Budget	Actuals	Encumbrances	Requisitions	Total Expenditures	FY 2024 Available Budget
Construction	\$ 18,330,084	\$ 15,214,983	\$ 1,115,100	\$ -	\$ 16,330,083	\$ 2,000,001
Total	\$ 18,330,084	\$ 15,214,983	\$ 1,115,100	\$ -	\$ 16,330,083	\$ 2,000,001

Project financials are displayed as Project-to-Date numbers.

City Road Projects

FY 2024 Capital Improvement Program

Project Group:	City of Plano
Project Name:	PL - Shiloh Road: 14th Street to Park Blvd
Project Number:	RI18009
Major Project:	18009
Start Date:	2020
Project Status:	Active
Funding Source:	2018 Bond Election



PROJECT DESCRIPTION

Shiloh Road: 14th Street to Park Blvd

OPERATIONAL IMPACT

Fund	Current FY 2024	Projected Impact					Total
		FY 2025	FY 2026	FY 2027	FY 2028	Future	
N/A	\$ -	\$ -	\$ -	\$ -	\$ -	\$ -	\$ -

Impact Notes: All future maintenance is the responsibility of the City. No operational impact to the County.

FINANCIALS

Expenditure Type	Budget	Actuals	Encumbrances	Requisitions	Total Expenditures	FY 2024 Available Budget
Construction	\$ 4,942,136	\$ 2,471,068	\$ 2,471,068	\$ -	\$ 4,942,136	\$ -
Total	\$ 4,942,136	\$ 2,471,068	\$ 2,471,068	\$ -	\$ 4,942,136	\$ -

Project financials are displayed as Project-to-Date numbers.

City Road Projects

FY 2024 Capital Improvement Program

Project Group:	City of Princeton
Project Name:	PN - CR407 frm US 380
Project Number:	RI07077
Major Project:	N/A
Start Date:	2009
Project Status:	Active
Funding Source:	2007 Bond Election



PROJECT DESCRIPTION

Reconstruction of CR 407 (Monte Carlo Blvd) from US 380 to FM 75 for a length of 2.27 miles.

OPERATIONAL IMPACT

Fund	Current	Projected Impact					Total
	FY 2024	FY 2025	FY 2026	FY 2027	FY 2028	Future	
N/A	\$ -	\$ -	\$ -	\$ -	\$ -	\$ -	\$ -

Impact Notes: All future maintenance is the responsibility of the City. No operational impact to the County.

FINANCIALS

Expenditure Type	Budget	Actuals	Encumbrances	Requisitions	Total Expenditures	FY 2024 Available Budget
Construction	\$ 4,071,986	\$ 3,976,575	\$ -	\$ -	\$ 3,976,575	\$ 95,411
Total	\$ 4,071,986	\$ 3,976,575	\$ -	\$ -	\$ 3,976,575	\$ 95,411

Project financials are displayed as Project-to-Date numbers.

INTRODUCTION

SELECTION PROCESS

DEBT POLICY

BOND ELECTIONS

OPERATING IMPACTS

FUNDING SUMMARIES

QUICK FACTS

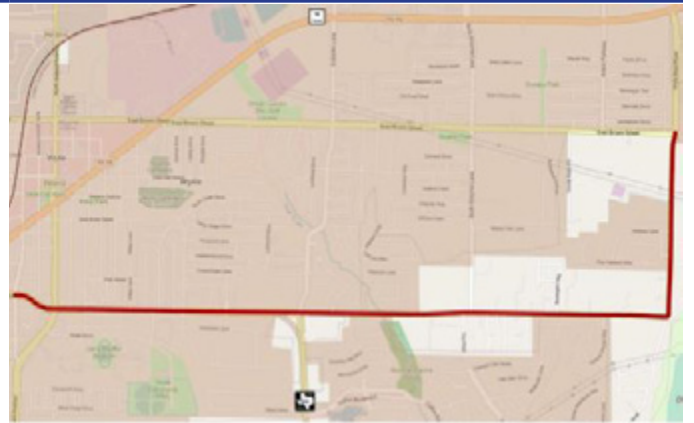
PROJECT SUMMARIES

PROJECT DETAILS

City Road Projects

FY 2024 Capital Improvement Program

Project Group:	City of Wylie
Project Name:	Wylie - E Stone Road Reconstruction
Project Number:	RI070077
Major Project:	N/A
Start Date:	2023
Project Status:	Active
Funding Source:	2007 Bond Election



PROJECT DESCRIPTION

E Stone Road Rehabilitation Project with the City of Wylie

OPERATIONAL IMPACT

Fund	Current FY 2024	Projected Impact					Total
		FY 2025	FY 2026	FY 2027	FY 2028	Future	
N/A	\$ -	\$ -	\$ -	\$ -	\$ -	\$ -	\$ -

Impact Notes: All future maintenance is the responsibility of the City of Wylie. No future cost impact to the County.

FINANCIALS

Expenditure Type	Budget	Actuals	Encumbrances	Requisitions	Total Expenditures	FY 2024 Available Budget
Construction	\$ 1,620,000	\$ -	\$ -	\$ -	\$ -	\$ 1,620,000
Total	\$ 1,620,000	\$ -	\$ -	\$ -	\$ -	\$ 1,620,000

Project financials are displayed as Project-to-Date numbers.

City Road Projects

FY 2024 Capital Improvement Program

INTRODUCTION

SELECTION PROCESS

DEBT POLICY

BOND ELECTIONS

OPERATING IMPACTS

FUNDING SUMMARIES

QUICK FACTS

PROJECT SUMMARIES

PROJECT DETAILS

Project Group:	City of Wylie
Project Name:	WY - McMillan Rd fr McCre
Project Number:	RI07091
Major Project:	N/A
Start Date:	2009
Project Status:	Active
Funding Source:	2007 Bond Election



PROJECT DESCRIPTION

Reconstruction of McMillan Rd (Park Blvd) from E. of McCreary to FM 1378 for a length of 1.089 miles.

OPERATIONAL IMPACT

Fund	Current	Projected Impact					Total
	FY 2024	FY 2025	FY 2026	FY 2027	FY 2028	Future	
N/A	\$ -	\$ -	\$ -	\$ -	\$ -	\$ -	\$ -

Impact Notes: All future maintenance is the responsibility of the City. No operational impact to the County.

FINANCIALS

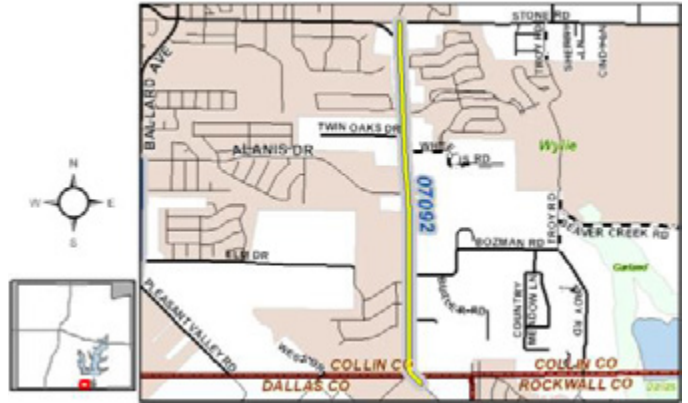
Expenditure Type	Budget	Actuals	Encumbrances	Requisitions	Total Expenditures	FY 2024 Available Budget
Construction	\$ 1,750,000	\$ 1,375,000	\$ 375,000	\$ -	\$ 1,750,000	\$ -
Contingency	\$ 1,676,775	\$ 838,387	\$ 838,388	\$ -	\$ 1,676,775	\$ -
Total	\$ 3,426,775	\$ 2,213,387	\$ 1,213,388	\$ -	\$ 3,426,775	\$ -

Project financials are displayed as Project-to-Date numbers.

City Road Projects

FY 2024 Capital Improvement Program

Project Group:	City of Wylie
Project Name:	WY - Stone Rd fr Akin Ln
Project Number:	RI07092
Major Project:	N/A
Start Date:	2009
Project Status:	Active
Funding Source:	2007 Bond Election



PROJECT DESCRIPTION

Reconstruction of Stone Rd from Akin Ln to County Line Rd for a length of 1.98 miles.

OPERATIONAL IMPACT

Fund	Current	Projected Impact					Total
	FY 2024	FY 2025	FY 2026	FY 2027	FY 2028	Future	
N/A	\$ -	\$ -	\$ -	\$ -	\$ -	\$ -	\$ -

Impact Notes: All future maintenance is the responsibility of the City. No operational impact to the County.

FINANCIALS

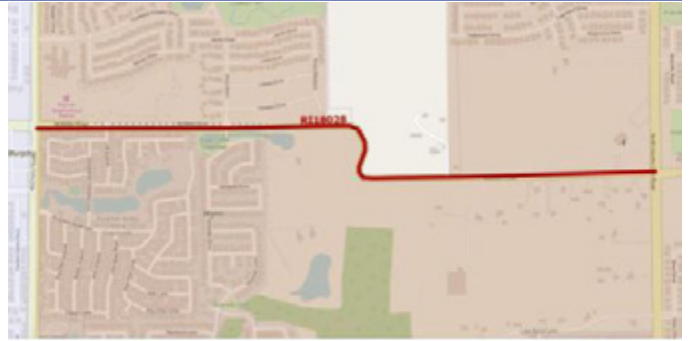
Expenditure Type	Budget	Actuals	Encumbrances	Requisitions	Total Expenditures	FY 2024 Available Budget
Construction	\$ 4,521,250	\$ 500,000	\$ -	\$ -	\$ 500,000	\$ 4,021,250
Total	\$ 4,521,250	\$ 500,000	\$ -	\$ -	\$ 500,000	\$ 4,021,250

Project financials are displayed as Project-to-Date numbers.

City Road Projects

FY 2024 Capital Improvement Program

Project Group:	City of Wylie
Project Name:	Wylie - McMillen Dr., McCreary
Project Number:	RI0718028
Major Project:	18028
Start Date:	2023
Project Status:	Active
Funding Source:	2007 Bond Election



PROJECT DESCRIPTION

McMillen Dr., McCreary Rd. to Country Club Road

OPERATIONAL IMPACT

Fund	Current FY 2024	Projected Impact					Total
		FY 2025	FY 2026	FY 2027	FY 2028	Future	
N/A	\$ -	\$ -	\$ -	\$ -	\$ -	\$ -	\$ -

Impact Notes: All future maintenance is the responsibility of the City of Wylie. No future cost impact to the County.

FINANCIALS

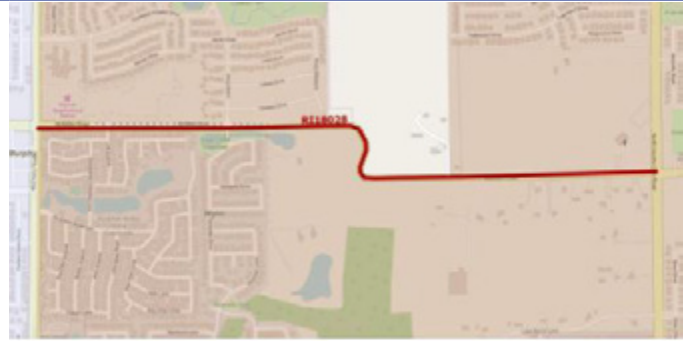
Expenditure Type	Budget	Actuals	Encumbrances	Requisitions	Total Expenditures	FY 2024 Available Budget
Construction	\$ 2,399,375	\$ -	\$ 2,399,375	\$ -	\$ 2,399,375	\$ -
Total	\$ 2,399,375	\$ -	\$ 2,399,375	\$ -	\$ 2,399,375	\$ -

Project financials are displayed as Project-to-Date numbers.

City Road Projects

FY 2024 Capital Improvement Program

Project Group:	City of Wylie
Project Name:	Wylie - McMillen Dr., McCreary
Project Number:	RI18028
Major Project:	18028
Start Date:	2023
Project Status:	Active
Funding Source:	2018 Bond Election



PROJECT DESCRIPTION

McMillen Dr., McCreary Rd. to Country Club Road

OPERATIONAL IMPACT

Fund	Current FY 2024	Projected Impact					Total
		FY 2025	FY 2026	FY 2027	FY 2028	Future	
N/A	\$ -	\$ -	\$ -	\$ -	\$ -	\$ -	\$ -

Impact Notes: All future maintenance is the responsibility of the City of Wylie. No future cost impact to the County.

FINANCIALS

Expenditure Type	Budget	Actuals	Encumbrances	Requisitions	Total Expenditures	FY 2024 Available Budget
Construction	\$ 2,999,999	\$ -	\$ 2,999,999	\$ -	\$ 2,999,999	\$ -
Total	\$ 2,999,999	\$ -	\$ 2,999,999	\$ -	\$ 2,999,999	\$ -

Project financials are displayed as Project-to-Date numbers.

City Road Projects

FY 2024 Capital Improvement Program

Project Group:	County City
Project Name:	Park FM2514 to SH 78
Project Number:	RI18004CO
Major Project:	RI18004
Start Date:	2019
Project Status:	Active
Funding Source:	2018 Bond Election



PROJECT DESCRIPTION

Park FM2514 to SH 78. Road is expected to be complete the summer of 2024.

OPERATIONAL IMPACT

Fund	Current	Projected Impact					Total
	FY 2024	FY 2025	FY 2026	FY 2027	FY 2028	Future	
1010 - Road & Bridge	\$ -	\$ -	\$ 409	\$ -	\$ -	\$ 145,534	\$ 145,944

Impact Notes: Only 3.62 lane miles fall under the County's maintenance. 9.25 acres of right of way will be the responsibility of the county to mow. All County road maintenance is budgeted in the Road & Bridge Fund and is expected to begin in 2026.

FINANCIALS

Expenditure Type	Budget	Actuals	Encumbrances	Requisitions	Total Expenditures	FY 2024 Available Budget
Construction	\$ 33,996,968	\$ 135,305	\$ 18,371	\$ 2,033	\$ 155,709	\$ 33,841,259
Design	\$ 413,044	\$ 81,209	\$ 331,835	\$ -	\$ 413,044	\$ -
Right Of Way Acquisition	\$ 3,590,673	\$ 2,677,032	\$ -	\$ -	\$ 2,677,032	\$ 913,641
Total	\$ 38,000,685	\$ 2,893,547	\$ 350,206	\$ 2,033	\$ 3,245,786	\$ 34,754,899

Project financials are displayed as Project-to-Date numbers.

INTRODUCTION

SELECTION PROCESS

DEBT POLICY

BOND ELECTIONS

OPERATING IMPACTS

FUNDING SUMMARIES

QUICK FACTS

PROJECT SUMMARIES

PROJECT DETAILS

City Road Projects

FY 2024 Capital Improvement Program

Project Group:	County City
Project Name:	FM 546 / CR400
Project Number:	RI18005CO
Major Project:	RI18005
Start Date:	2019
Project Status:	Active
Funding Source:	2018 Bond Election



PROJECT DESCRIPTION

FM 546 / CR400: Mckinney Airport To CR 458 / US 380.

OPERATIONAL IMPACT

Fund	Current	Projected Impact					Total
	FY 2024	FY 2025	FY 2026	FY 2027	FY 2028	Future	
1010 - Road & Bridge	\$ -	\$ -	\$ -	\$ -	\$ -	\$ 361,205	\$ 361,205

Impact Notes: The County is only responsible for maintenance in the portion that is in the unincorporated area totaling 10.88 acres of mowing and 8.97 lane miles. Construction for this road is not included at this time in the 2018 Bond Election.

FINANCIALS

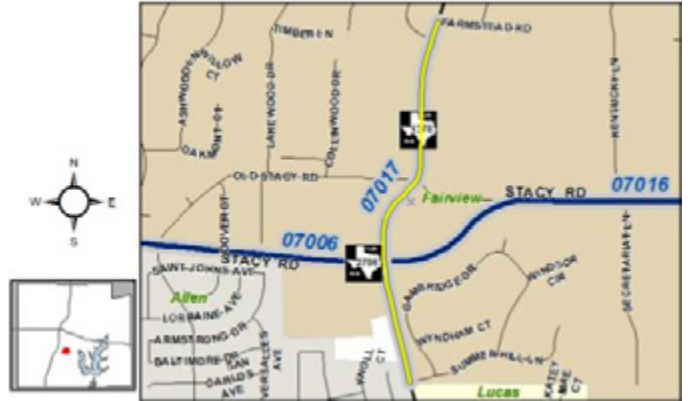
Expenditure Type	Budget	Actuals	Encumbrances	Requisitions	Total Expenditures	FY 2024 Available Budget
Design	\$ 6,156,242	\$ 3,827,203	\$ 2,329,038	\$ -	\$ 6,156,241	\$ 1
Right Of Way Acquisition	\$ 7,843,758	\$ 120,215	\$ 470,750	\$ -	\$ 590,965	\$ 7,252,793
Total	\$ 14,000,000	\$ 3,947,418	\$ 2,799,788	\$ -	\$ 6,747,206	\$ 7,252,794

Project financials are displayed as Project-to-Date numbers.

City Road Projects

FY 2024 Capital Improvement Program

Project Group:	Town of Fairview
Project Name:	FV - FM 1378 from Lucas
Project Number:	RI07017
Major Project:	N/A
Start Date:	2011
Project Status:	Active
Funding Source:	2007 Bond Election



PROJECT DESCRIPTION

Engineering/ROW of FM 1378 from Lucas boundary to Farmstead for a length of 1 mile.

OPERATIONAL IMPACT

Fund	Current	Projected Impact					Total
	FY 2024	FY 2025	FY 2026	FY 2027	FY 2028	Future	
N/A	\$ -	\$ -	\$ -	\$ -	\$ -	\$ -	\$ -

Impact Notes: All future maintenance is the responsibility of the City. No operational impact to the County.

FINANCIALS

Expenditure Type	Budget	Actuals	Encumbrances	Requisitions	Total Expenditures	FY 2024 Available Budget
Construction	\$ 132,500	\$ -	\$ -	\$ -	\$ -	\$ 132,500
Total	\$ 132,500	\$ -	\$ -	\$ -	\$ -	\$ 132,500

Project financials are displayed as Project-to-Date numbers.

City Road Projects

FY 2024 Capital Improvement Program

Project Group:	Town of Fairview
Project Name:	FV - Frisco Rd from FM 1378
Project Number:	RI07018
Major Project:	N/A
Start Date:	2009
Project Status:	Active
Funding Source:	2007 Bond Election



PROJECT DESCRIPTION

Engineering/ROW of Frisco Rd from FM 1378 to Medical Center for a length of 0.22 miles.

OPERATIONAL IMPACT

Fund	Current FY 2024	Projected Impact					Total
		FY 2025	FY 2026	FY 2027	FY 2028	Future	
N/A	\$ -	\$ -	\$ -	\$ -	\$ -	\$ -	\$ -

Impact Notes: All future maintenance is the responsibility of the City. No operational impact to the County.

FINANCIALS

Expenditure Type	Budget	Actuals	Encumbrances	Requisitions	Total Expenditures	FY 2024 Available Budget
Construction	\$ 540,000	\$ 202,500	\$ 337,500	\$ -	\$ 540,000	\$ -
Total	\$ 540,000	\$ 202,500	\$ 337,500	\$ -	\$ 540,000	\$ -

Project financials are displayed as Project-to-Date numbers.

City Road Projects

FY 2024 Capital Improvement Program

INTRODUCTION

SELECTION PROCESS

DEBT POLICY

BOND ELECTIONS

OPERATING IMPACTS

FUNDING SUMMARIES

QUICK FACTS

PROJECT SUMMARIES

PROJECT DETAILS

Project Group:	Town of Fairview
Project Name:	FV - Fairview from Ridgevie
Project Number:	RI07019
Major Project:	N/A
Start Date:	2010
Project Status:	Active
Funding Source:	2007 Bond Election



PROJECT DESCRIPTION

New Arterial of Fairview Pkwy from Ridgeview to SH 5 for a length of 1 mile.

OPERATIONAL IMPACT

Fund	Current	Projected Impact					Total
	FY 2024	FY 2025	FY 2026	FY 2027	FY 2028	Future	
N/A	\$ -	\$ -	\$ -	\$ -	\$ -	\$ -	\$ -

Impact Notes: All future maintenance is the responsibility of the City. No operational impact to the County.

FINANCIALS

Expenditure Type	Budget	Actuals	Encumbrances	Requisitions	Total Expenditures	FY 2024 Available Budget
Construction	\$ 3,060,000	\$ 1,147,000	\$ 1,913,000	\$ -	\$ 3,060,000	\$ -
Total	\$ 3,060,000	\$ 1,147,000	\$ 1,913,000	\$ -	\$ 3,060,000	\$ -

Project financials are displayed as Project-to-Date numbers.

City Road Projects

FY 2024 Capital Improvement Program

Project Group:	Town of Fairview
Project Name:	Fairview - Fairview Pkwy., Medical Dr.
Project Number:	RI0718033
Major Project:	18033
Start Date:	2023
Project Status:	Active
Funding Source:	2007 Bond Election



PROJECT DESCRIPTION

Fairview Pkwy., Medical Dr. to Ridgeview Dr.

OPERATIONAL IMPACT

Fund	Current FY 2024	Projected Impact					Total
		FY 2025	FY 2026	FY 2027	FY 2028	Future	
N/A	\$ -	\$ -	\$ -	\$ -	\$ -	\$ -	\$ -

Impact Notes: All future maintenance is the responsibility of the Town of Fairview. No future cost impact to the County.

FINANCIALS

Expenditure Type	Budget	Actuals	Encumbrances	Requisitions	Total Expenditures	FY 2024 Available Budget
Construction	\$ 5,197,948	\$ -	\$ 5,197,948	\$ -	\$ 5,197,948	\$ -
Total	\$ 5,197,948	\$ -	\$ 5,197,948	\$ -	\$ 5,197,948	\$ -

Project financials are displayed as Project-to-Date numbers.

City Road Projects

FY 2024 Capital Improvement Program

INTRODUCTION

SELECTION PROCESS

DEBT POLICY

BOND ELECTIONS

OPERATING IMPACTS

FUNDING SUMMARIES

QUICK FACTS

PROJECT SUMMARIES

PROJECT DETAILS

Project Group:	Town of Fairview
Project Name:	Fairview - Fairview Pkwy., Medical Dr.
Project Number:	RI18033
Major Project:	18033
Start Date:	2023
Project Status:	Active
Funding Source:	2018 Bond Election



PROJECT DESCRIPTION

Fairview Pkwy., Medical Dr. to Ridgeview Dr.

OPERATIONAL IMPACT

Fund	Current FY 2024	Projected Impact					Total
		FY 2025	FY 2026	FY 2027	FY 2028	Future	
N/A	\$ -	\$ -	\$ -	\$ -	\$ -	\$ -	\$ -

Impact Notes: All future maintenance is the responsibility of the Town of Fairview. No future cost impact to the County.

FINANCIALS

Expenditure Type	Budget	Actuals	Encumbrances	Requisitions	Total Expenditures	FY 2024 Available Budget
Construction	\$ 2,782,052	\$ -	\$ 2,782,052	\$ -	\$ 2,782,052	\$ -
Total	\$ 2,782,052	\$ -	\$ 2,782,052	\$ -	\$ 2,782,052	\$ -

Project financials are displayed as Project-to-Date numbers.

City Road Projects

FY 2024 Capital Improvement Program

Project Group:	Town of Prosper
Project Name:	Prosper - Coit Intersection
Project Number:	RI0318027
Major Project:	18027
Start Date:	2023
Project Status:	Active
Funding Source:	2003 Bond Election



PROJECT DESCRIPTION

Coit Intersection Improvements

OPERATIONAL IMPACT

Fund	Current FY 2024	Projected Impact					Total
		FY 2025	FY 2026	FY 2027	FY 2028	Future	
N/A	\$ -	\$ -	\$ -	\$ -	\$ -	\$ -	\$ -

Impact Notes: All future maintenance is the responsibility of Prosper. No future cost impact to the County.

FINANCIALS

Expenditure Type	Budget	Actuals	Encumbrances	Requisitions	Total Expenditures	FY 2024 Available Budget
Construction	\$ 202,339	\$ -	\$ -	\$ -	\$ -	\$ 202,339
Total	\$ 202,339	\$ -	\$ -	\$ -	\$ -	\$ 202,339

Project financials are displayed as Project-to-Date numbers.

City Road Projects

FY 2024 Capital Improvement Program

INTRODUCTION

SELECTION PROCESS

DEBT POLICY

BOND ELECTIONS

OPERATING IMPACTS

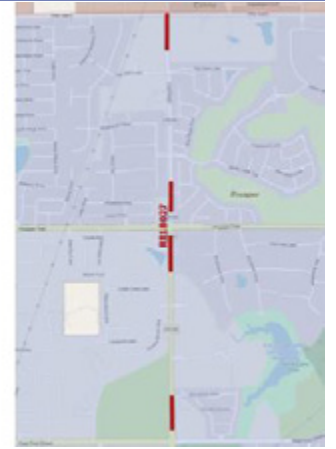
FUNDING SUMMARIES

QUICK FACTS

PROJECT SUMMARIES

PROJECT DETAILS

Project Group:	Town of Prosper
Project Name:	Prosper - Coit Intersection
Project Number:	RI18027
Major Project:	18027
Start Date:	2023
Project Status:	Active
Funding Source:	2018 Bond Election



PROJECT DESCRIPTION

Coit Intersection Improvements

OPERATIONAL IMPACT

Fund	Current	Projected Impact					Total
	FY 2024	FY 2025	FY 2026	FY 2027	FY 2028	Future	
N/A	\$ -	\$ -	\$ -	\$ -	\$ -	\$ -	\$ -

Impact Notes: All future maintenance is the responsibility of Prosper. No future cost impact to the County.

FINANCIALS

Expenditure Type	Budget	Actuals	Encumbrances	Requisitions	Total Expenditures	FY 2024 Available Budget
Construction	\$ 2,597,660	\$ -	\$ -	\$ -	\$ -	\$ 2,597,660
Total	\$ 2,597,660	\$ -	\$ -	\$ -	\$ -	\$ 2,597,660

Project financials are displayed as Project-to-Date numbers.

County Roads Projects Summaries

Project Name	Project	Budget	Expenditures	Available
Collin County - Discretionary				
RI18000A	2018 Proposition A Discretionary	\$ 9,713,911	\$ -	\$ 9,713,911
		\$ 9,713,911	\$ -	\$ 9,713,911
Collin County Regional				
RI070020	FM2551 - Engineering	\$ 3,887,968	\$ 3,887,967	\$ 1
RI070027	TXDOT ROW 75 fr ML to 455	\$ 2,031,831	\$ 1,268,705	\$ 763,126
RI070048	US 380: <i>Airport - CR458</i>	\$ 732,818	\$ 181,401	\$ 551,417
RI070049	FM 546/CR400: <i>Airport E PR</i>	\$ 1,300,000	\$ -	\$ 1,300,000
RI070056	SH78: <i>FM6 - CR557</i>	\$ 341,436	\$ -	\$ 341,436
RI070076	Park Blvd Frm FM 1378 to FM 2514	\$ 1,378,554	\$ -	\$ 1,378,554
RI07095	Outer Loop frm DNT to 289	\$ 9,727,152	\$ 9,727,152	\$ 0
RI0718003	SE Collin County Mobility Study	\$ 1,500,000	\$ 988,309	\$ 511,691
RI18001	US380 Denton Cnty to Custer	\$ 93,612,000	\$ 3,147,100	\$ 90,464,900
RI18002	SP 399 SRT by Airport	\$ 40,908,000	\$ 8,572,910	\$ 32,335,091
RI18003	US 78 PGBT to FM 6	\$ 43,008,807	\$ 2,473,018	\$ 40,535,789
RI18013	US 380, Airport to East Outer Loop	\$ 97,132,621	\$ 9,688,977	\$ 87,443,644
RI18017	US 380, Airport to Custer Land Acquisition	\$ 125,313,746	\$ 30,849,050	\$ 94,464,697
RI180L001	Collin/Denton Line to SH289	\$ 14,400,000	\$ 13,983,970	\$ 416,030
RI180L002	Outerloop - BS289 to 75	\$ 129,821,185	\$ 54,587,583	\$ 75,233,602
RI180L004	Outer Loop, SH 121 to US 380	\$ 14,429,137	\$ -	\$ 14,429,137
RI180L005	Outer Loop, US 380 to FM 6	\$ 17,000,000	\$ -	\$ 17,000,000
RI180L006	Outer Loop, FM 6 to Rockwall County	\$ 15,340,000	\$ -	\$ 15,340,000
RIP75301	Mobility Plan Update	\$ 132,900	\$ 86,712	\$ 46,188
		\$ 611,998,155	\$ 139,442,853	\$ 472,555,303
Collin County Rural Road				
RI07099	CR - Park Blvd fr FM2514	\$ 3,690,852	\$ 3,690,328	\$ 524
		\$ 3,690,852	\$ 3,690,328	\$ 524
County-City-State				
RI18014	US 380: <i>Airport to CR 458</i>	\$ 11,000,000	\$ -	\$ 11,000,000
RI18016	FM 545 Contributions	\$ 1,313,202	\$ -	\$ 1,313,202
		\$ 12,313,202	\$ -	\$ 12,313,202
Total County Roads Projects		\$ 637,716,120	\$ 143,133,180	\$ 494,582,940

County Road Projects

FY 2024 Capital Improvement Program

Project Group:	Collin County - Discretionary
Project Name:	2018 Proposition A Discretionary
Project Number:	RI18000A
Major Project:	N/A
Start Date:	2020
Project Status:	Active
Funding Source:	2018 Bond Election



PROJECT DESCRIPTION

Proposition A Discretionary

OPERATIONAL IMPACT

Fund	Current FY 2024	Projected Impact					Total
		FY 2025	FY 2026	FY 2027	FY 2028	Future	
N/A	\$ -	\$ -	\$ -	\$ -	\$ -	\$ -	\$ -

Impact Notes: Discretionary funding. Not allocated to any specific project at this time. Operational impact to be determined when projects are identified.

FINANCIALS

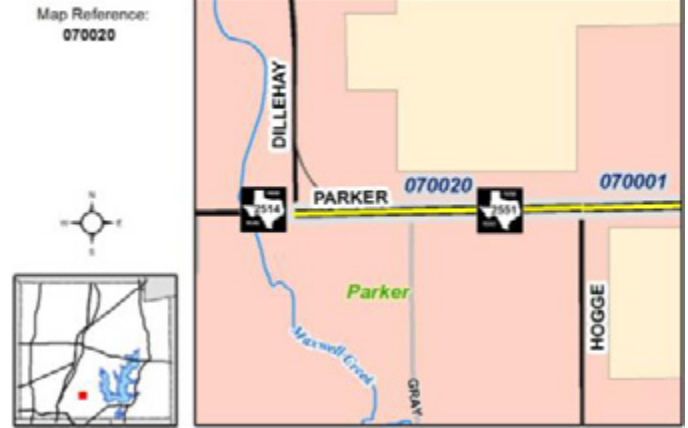
Expenditure Type	Budget	Actuals	Encumbrances	Requisitions	Total Expenditures	FY 2024 Available Budget
Contingency	\$ 9,713,911	\$ -	\$ -	\$ -	\$ -	\$ 9,713,911
Total	\$ 9,713,911	\$ -	\$ -	\$ -	\$ -	\$ 9,713,911

Project financials are displayed as Project-to-Date numbers.

County Road Projects

FY 2024 Capital Improvement Program

Project Group:	Collin County Regional
Project Name:	FM2551 - Engineering
Project Number:	RI070020
Major Project:	N/A
Start Date:	2012
Project Status:	Active
Funding Source:	2007 Bond Election



PROJECT DESCRIPTION

Engineering for FM 2551.

OPERATIONAL IMPACT

Fund	Current FY 2024	Projected Impact					Total
		FY 2025	FY 2026	FY 2027	FY 2028	Future	
N/A	\$ -	\$ -	\$ -	\$ -	\$ -	\$ -	\$ -

Impact Notes: All future maintenance is the responsibility of the City. No future cost impact to the County.

FINANCIALS

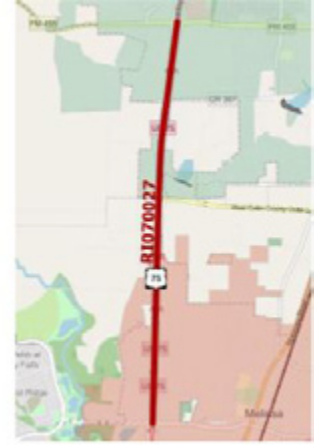
Expenditure Type	Budget	Actuals	Encumbrances	Requisitions	Total Expenditures	FY 2024 Available Budget
Design	\$ 2,751,468	\$ 2,615,042	\$ 136,426	\$ -	\$ 2,751,468	\$ 0
Right Of Way Acquisition	\$ 1,136,500	\$ 1,136,499	\$ -	\$ -	\$ 1,136,499	\$ 1
Total	\$ 3,887,968	\$ 3,751,541	\$ 136,426	\$ -	\$ 3,887,967	\$ 1

Project financials are displayed as Project-to-Date numbers.

County Road Projects

FY 2024 Capital Improvement Program

Project Group:	Collin County Regional
Project Name:	TXDOT ROW 75 fr ML to 455
Project Number:	RI070027
Major Project:	N/A
Start Date:	2013
Project Status:	Active
Funding Source:	2007 Bond Election



PROJECT DESCRIPTION

TXDOT Right of Way for 75 from ML to 455.

OPERATIONAL IMPACT

Fund	Current	Projected Impact					Total
	FY 2024	FY 2025	FY 2026	FY 2027	FY 2028	Future	
N/A	\$ -	\$ -	\$ -	\$ -	\$ -	\$ -	\$ -

Impact Notes: Road belongs to TxDOT, therefore no operational impact to the County.

FINANCIALS

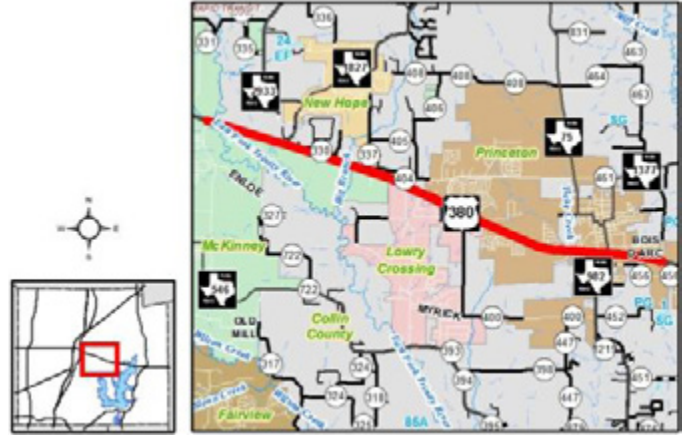
Expenditure Type	Budget	Actuals	Encumbrances	Requisitions	Total Expenditures	FY 2024 Available Budget
Contingency	\$ 2,031,831	\$ 1,268,705	\$ -	\$ -	\$ 1,268,705	\$ 763,126
Total	\$ 2,031,831	\$ 1,268,705	\$ -	\$ -	\$ 1,268,705	\$ 763,126

Project financials are displayed as Project-to-Date numbers.

County Road Projects

FY 2024 Capital Improvement Program

Project Group:	Collin County Regional
Project Name:	US 380: Airport - CR458
Project Number:	RI070048
Major Project:	N/A
Start Date:	2015
Project Status:	Active
Funding Source:	2007 Bond Election



PROJECT DESCRIPTION

US 380: Airport - CR458 – Collin County will manage the Schematic and Environmental Clearance for the widening of US 380 from 4 to 6 lanes from Airport to CR 458.

OPERATIONAL IMPACT

Fund	Current	Projected Impact					Total
	FY 2024	FY 2025	FY 2026	FY 2027	FY 2028	Future	
N/A	\$ -	\$ -	\$ -	\$ -	\$ -	\$ -	\$ -

Impact Notes: Road belongs to TxDOT, therefore no operational impact to the County.

FINANCIALS

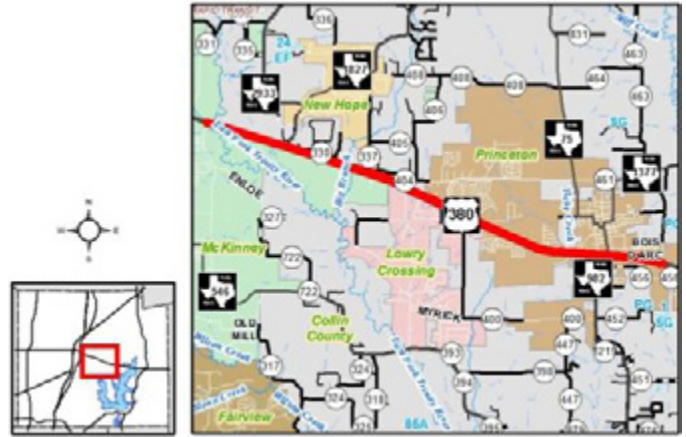
Expenditure Type	Budget	Actuals	Encumbrances	Requisitions	Total Expenditures	FY 2024 Available Budget
Design	\$ 551,417	\$ -	\$ -	\$ -	\$ -	\$ 551,417
Right Of Way Acquisition	\$ 181,401	\$ 181,401	\$ -	\$ -	\$ 181,401	\$ 0
Total	\$ 732,818	\$ 181,401	\$ -	\$ -	\$ 181,401	\$ 551,417

Project financials are displayed as Project-to-Date numbers.

County Road Projects

FY 2024 Capital Improvement Program

Project Group:	Collin County Regional
Project Name:	FM 546/CR400: Airport E PR
Project Number:	RI070049
Major Project:	N/A
Start Date:	2015
Project Status:	Active
Funding Source:	2007 Bond Election



PROJECT DESCRIPTION

FM 546/CR400: Airport E PR – Alignment study for a new alignment of FM 546 from Airport Dr. in McKinney to CR 400 in Princeton

OPERATIONAL IMPACT

Fund	Current	Projected Impact					Total
	FY 2024	FY 2025	FY 2026	FY 2027	FY 2028	Future	
N/A	\$ -	\$ -	\$ -	\$ -	\$ -	\$ -	\$ -

Impact Notes: Road belongs to TxDOT, therefore no operational impact to the County.

FINANCIALS

Expenditure Type	Budget	Actuals	Encumbrances	Requisitions	Total Expenditures	FY 2024 Available Budget
Design	\$ 1,300,000	\$ -	\$ -	\$ -	\$ -	\$ 1,300,000
Total	\$ 1,300,000	\$ -	\$ -	\$ -	\$ -	\$ 1,300,000

Project financials are displayed as Project-to-Date numbers.

County Road Projects

FY 2024 Capital Improvement Program

Project Group:	Collin County Regional
Project Name:	SH78: FM6 - CR557
Project Number:	RI070056
Major Project:	N/A
Start Date:	2015
Project Status:	Active
Funding Source:	2007 Bond Election



PROJECT DESCRIPTION

SH78: FM6 - CR557 Funding allocation for preliminary engineering and env. clearance for the widening of SH 78 from FM 6 to CR 557 from 2 lanes to 4 lanes (ult. 6)

OPERATIONAL IMPACT

Fund	Current FY 2024	Projected Impact					Total
		FY 2025	FY 2026	FY 2027	FY 2028	Future	
N/A	\$ -	\$ -	\$ -	\$ -	\$ -	\$ -	\$ -

Impact Notes: Road belongs to TxDOT, therefore no operational impact to the County.

FINANCIALS

Expenditure Type	Budget	Actuals	Encumbrances	Requisitions	Total Expenditures	FY 2024 Available Budget
Design	\$ 341,436	\$ -	\$ -	\$ -	\$ -	\$ 341,436
Total	\$ 341,436	\$ -	\$ -	\$ -	\$ -	\$ 341,436

Project financials are displayed as Project-to-Date numbers.

County Road Projects

FY 2024 Capital Improvement Program

Project Group:	Collin County Regional
Project Name:	Park Blvd Frm FM 1378 to FM 2514
Project Number:	RI070076
Major Project:	N/A
Start Date:	2022
Project Status:	Active
Funding Source:	2007 Bond Election



PROJECT DESCRIPTION

City of Wylie for Engineering and construction on Park Blvd from FM 1378 to FM 2514.

OPERATIONAL IMPACT

Fund	Current	Projected Impact					Total
	FY 2024	FY 2025	FY 2026	FY 2027	FY 2028	Future	
N/A	\$ -	\$ -	\$ -	\$ -	\$ -	\$ -	\$ -

Impact Notes: All future maintenance will be the responsibility of the City of Wylie.

FINANCIALS

Expenditure Type	Budget	Actuals	Encumbrances	Requisitions	Total Expenditures	FY 2024 Available Budget
Construction	\$ 1,378,554	\$ -	\$ -	\$ -	\$ -	\$ 1,378,554
Total	\$ 1,378,554	\$ -	\$ -	\$ -	\$ -	\$ 1,378,554

Project financials are displayed as Project-to-Date numbers.

County Road Projects

FY 2024 Capital Improvement Program

Project Group:	Collin County Regional
Project Name:	Outer Loop frm DNT to 289
Project Number:	RI07095
Major Project:	N/A
Start Date:	2011
Project Status:	Active
Funding Source:	2007 Bond Election



PROJECT DESCRIPTION

New Arterial of Outer Loop from Dallas North Tollway to SH 289 for a length of 1.8 miles.

OPERATIONAL IMPACT

Fund	Current FY 2024	Projected Impact					Total
		FY 2025	FY 2026	FY 2027	FY 2028	Future	
1010 - Road & Bridge	\$ -	\$ -	\$ -	\$ -	\$ -	\$ -	\$ -

Impact Notes: Acreage is being leased for cultivation, no mowing required at this time. The City of Celina will maintain frontage roads.

FINANCIALS

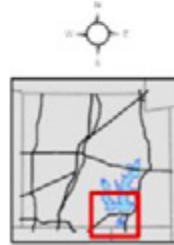
Expenditure Type	Budget	Actuals	Encumbrances	Requisitions	Total Expenditures	FY 2024 Available Budget
Construction	\$ 9,727,152	\$ 9,475,044	\$ 252,108	\$ -	\$ 9,727,152	\$ 0
Total	\$ 9,727,152	\$ 9,475,044	\$ 252,108	\$ -	\$ 9,727,152	\$ 0

Project financials are displayed as Project-to-Date numbers.

County Road Projects

FY 2024 Capital Improvement Program

Project Group:	Collin County Regional
Project Name:	SE Collin County Mobility Study
Project Number:	RI0718003
Major Project:	18003
Start Date:	2020
Project Status:	Active
Funding Source:	2007 Bond Election



PROJECT DESCRIPTION

SE Collin County Mobility Study

OPERATIONAL IMPACT

Fund	Current	Projected Impact					Total
	FY 2024	FY 2025	FY 2026	FY 2027	FY 2028	Future	
N/A	\$ -	\$ -	\$ -	\$ -	\$ -	\$ -	\$ -

Impact Notes: Planning only. No operational impact.

FINANCIALS

Expenditure Type	Budget	Actuals	Encumbrances	Requisitions	Total Expenditures	FY 2024 Available Budget
Design	\$ 1,500,000	\$ 988,309	\$ -	\$ -	\$ 988,309	\$ 511,691
Total	\$ 1,500,000	\$ 988,309	\$ -	\$ -	\$ 988,309	\$ 511,691

Project financials are displayed as Project-to-Date numbers.

County Road Projects

FY 2024 Capital Improvement Program

Project Group:	Collin County Regional
Project Name:	US380 Denton Cnty to Custer
Project Number:	RI18001
Major Project:	N/A
Start Date:	2019
Project Status:	Active
Funding Source:	2018 Bond Election



PROJECT DESCRIPTION

US 380 Denton County Line to Custer

OPERATIONAL IMPACT

Fund	Current FY 2024	Projected Impact					Total
		FY 2025	FY 2026	FY 2027	FY 2028	Future	
N/A	\$ -	\$ -	\$ -	\$ -	\$ -	\$ -	\$ -

Impact Notes: Road belongs to TxDOT, therefore no operational impact to the County.

FINANCIALS

Expenditure Type	Budget	Actuals	Encumbrances	Requisitions	Total Expenditures	FY 2024 Available Budget
Land Banking	\$ 93,612,000	\$ 3,088,100	\$ 59,000	\$ -	\$ 3,147,100	\$ 90,464,900
Total	\$ 93,612,000	\$ 3,088,100	\$ 59,000	\$ -	\$ 3,147,100	\$ 90,464,900

Project financials are displayed as Project-to-Date numbers.

County Road Projects

FY 2024 Capital Improvement Program

Project Group:	Collin County Regional
Project Name:	SP 399 SRT by Airport
Project Number:	RI18002
Major Project:	N/A
Start Date:	2019
Project Status:	Active
Funding Source:	2018 Bond Election



PROJECT DESCRIPTION

SP 399 SRT by Airport to US 380

OPERATIONAL IMPACT

Fund	Current	Projected Impact					Total
	FY 2024	FY 2025	FY 2026	FY 2027	FY 2028	Future	
N/A	\$ -	\$ -	\$ -	\$ -	\$ -	\$ -	\$ -

Impact Notes: Road belongs to TxDOT, therefore no operational impact to the County.

FINANCIALS

Expenditure Type	Budget	Actuals	Encumbrances	Requisitions	Total Expenditures	FY 2024 Available Budget
Design	\$ 2,100,000	\$ -	\$ -	\$ -	\$ -	\$ 2,100,000
Land Banking	\$ 38,808,000	\$ 8,572,910	\$ -	\$ -	\$ 8,572,910	\$ 30,235,091
Total	\$ 40,908,000	\$ 8,572,910	\$ -	\$ -	\$ 8,572,910	\$ 32,335,091

Project financials are displayed as Project-to-Date numbers.

INTRODUCTION

SELECTION PROCESS

DEBT POLICY

BOND ELECTIONS

OPERATING IMPACTS

FUNDING SUMMARIES

QUICK FACTS

PROJECT SUMMARIES

PROJECT DETAILS

County Road Projects

FY 2024 Capital Improvement Program

Project Group:	Collin County Regional
Project Name:	US 78 PGBT to FM 6
Project Number:	RI18003
Major Project:	18003
Start Date:	2019
Project Status:	Active
Funding Source:	2018 Bond Election



PROJECT DESCRIPTION

US 78 PGBT to FM 6

OPERATIONAL IMPACT

Fund	Current FY 2024	Projected Impact					Total
		FY 2025	FY 2026	FY 2027	FY 2028	Future	
N/A	\$ -	\$ -	\$ -	\$ -	\$ -	\$ -	\$ -

Impact Notes: Road belongs to TxDOT, therefore no operational impact to the County.

FINANCIALS

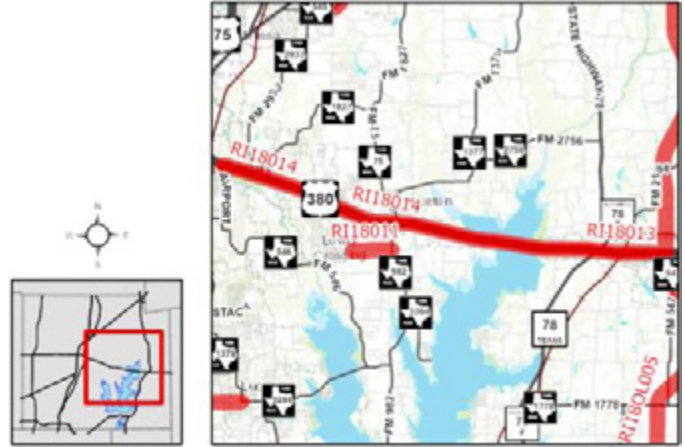
Expenditure Type	Budget	Actuals	Encumbrances	Requisitions	Total Expenditures	FY 2024 Available Budget
Design	\$ 4,800,000	\$ 1,958,307	\$ 514,711	\$ -	\$ 2,473,018	\$ 2,326,982
Land Banking	\$ 38,208,807	\$ -	\$ -	\$ -	\$ -	\$ 38,208,807
Total	\$ 43,008,807	\$ 1,958,307	\$ 514,711	\$ -	\$ 2,473,018	\$ 40,535,789

Project financials are displayed as Project-to-Date numbers.

County Road Projects

FY 2024 Capital Improvement Program

Project Group:	Collin County Regional
Project Name:	US 380, Airport to East Outer Loop
Project Number:	RI18013
Major Project:	N/A
Start Date:	2020
Project Status:	Active
Funding Source:	2018 Bond Election



PROJECT DESCRIPTION

US 380, Airport to East Outer Loop

OPERATIONAL IMPACT

Fund	Current	Projected Impact					Total
	FY 2024	FY 2025	FY 2026	FY 2027	FY 2028	Future	
N/A	\$ -	\$ -	\$ -	\$ -	\$ -	\$ -	\$ -

Impact Notes: Road belongs to TxDOT, therefore no operational impact to the County.

FINANCIALS

Expenditure Type	Budget	Actuals	Encumbrances	Requisitions	Total Expenditures	FY 2024 Available Budget
Land Banking	\$ 97,132,621	\$ 9,687,599	\$ 1,378	\$ -	\$ 9,688,977	\$ 87,443,644
Total	\$ 97,132,621	\$ 9,687,599	\$ 1,378	\$ -	\$ 9,688,977	\$ 87,443,644

Project financials are displayed as Project-to-Date numbers.

County Road Projects

FY 2024 Capital Improvement Program

Project Group:	Collin County Regional
Project Name:	US 380, Airport to Custer Land Acquisition
Project Number:	RI18017
Major Project:	N/A
Start Date:	2020
Project Status:	Active
Funding Source:	2018 Bond Election



PROJECT DESCRIPTION

US 380, Airport to Custer Land Acquisition

OPERATIONAL IMPACT

Fund	Current FY 2024	Projected Impact					Total
		FY 2025	FY 2026	FY 2027	FY 2028	Future	
N/A	\$ -	\$ -	\$ -	\$ -	\$ -	\$ -	\$ -

Impact Notes: Land Acquisition Only. No operational impact.

FINANCIALS

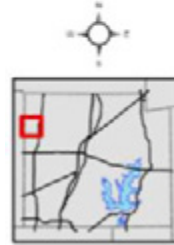
Expenditure Type	Budget	Actuals	Encumbrances	Requisitions	Total Expenditures	FY 2024 Available Budget
Land Banking	\$ 125,313,746	\$ 30,793,940	\$ 55,110	\$ -	\$ 30,849,050	\$ 94,464,697
Total	\$ 125,313,746	\$ 30,793,940	\$ 55,110	\$ -	\$ 30,849,050	\$ 94,464,697

Project financials are displayed as Project-to-Date numbers.

County Road Projects

FY 2024 Capital Improvement Program

Project Group:	Collin County Regional
Project Name:	Collin/Denton Line to SH289
Project Number:	RI180L001
Major Project:	OUTERLOOP
Start Date:	2019
Project Status:	Active
Funding Source:	2018 Bond Election



PROJECT DESCRIPTION

Outer Loop development from the Collin/Denton line to SH289. Road is expected to be complete the summer of 2021.

OPERATIONAL IMPACT

Fund	Current	Projected Impact					Total
	FY 2024	FY 2025	FY 2026	FY 2027	FY 2028	Future	
1010 - Road & Bridge	\$ -	\$ -	\$ -	\$ -	\$ -	\$ -	\$ -

Impact Notes: Project is in design from County Line to Choate. No roads to maintain at this time. Once we do have roads, Celina will maintain. At this time, mowing is not required due to acreage being leased.

FINANCIALS

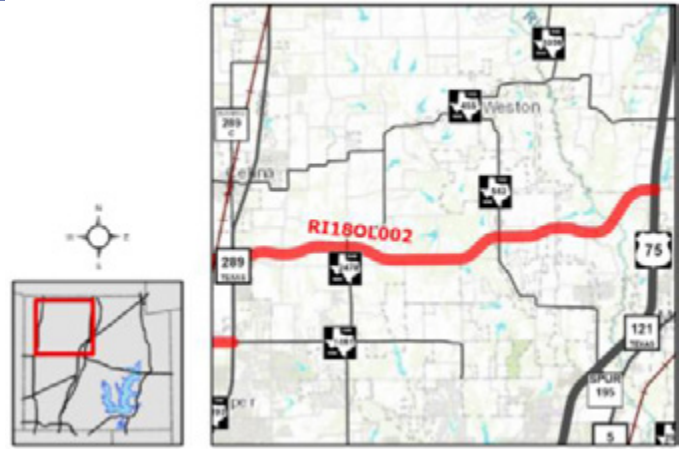
Expenditure Type	Budget	Actuals	Encumbrances	Requisitions	Total Expenditures	FY 2024 Available Budget
Construction	\$ 11,882,654	\$ 11,769,786	\$ -	\$ -	\$ 11,769,786	\$ 112,868
Design	\$ 2,517,346	\$ 492,253	\$ 1,721,931	\$ -	\$ 2,214,184	\$ 303,162
Total	\$ 14,400,000	\$ 12,262,039	\$ 1,721,931	\$ -	\$ 13,983,970	\$ 416,030

Project financials are displayed as Project-to-Date numbers.

County Road Projects

FY 2024 Capital Improvement Program

Project Group:	Collin County Regional
Project Name:	Outerloop - BS289 to 75
Project Number:	RI180L002
Major Project:	OUTERLOOP
Start Date:	2019
Project Status:	Active
Funding Source:	2018 Bond Election



PROJECT DESCRIPTION

Outer Loop development from BS289 to 75. SH 289 to FM 2478 is expected to be complete summer of 2023 and FM 2478 to US 75 is expected to be complete 2025.

OPERATIONAL IMPACT

Fund	Current FY 2024	Projected Impact					Total
		FY 2025	FY 2026	FY 2027	FY 2028	Future	
1010 - Road & Bridge	\$ -	\$ -	\$ -	\$ 23,506	\$ -	\$ 356,479	\$ 379,985

Impact Notes: The City of Celina to maintain roads from SH 289-FM 2478. The County will mow 135 acres of right of way from SH 289 - FM 2478 starting in 2023. Collin County will be responsible for mowing and road maintenance for the section from FM 2478 to SH 75 totaling 506 acres and 8.867 lane miles starting in 2027.

FINANCIALS

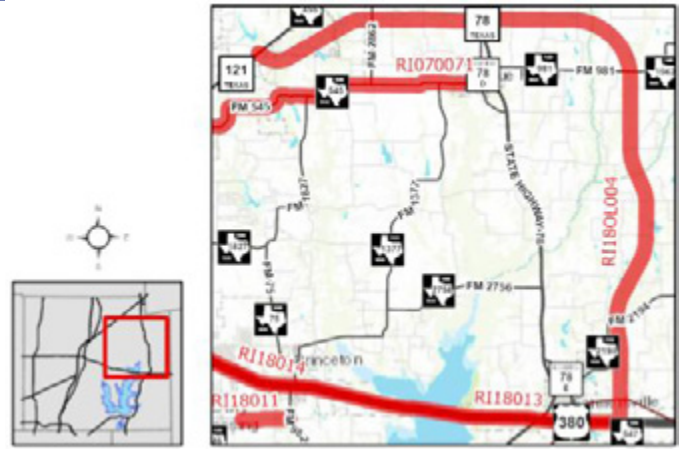
Expenditure Type	Budget	Actuals	Encumbrances	Requisitions	Total Expenditures	FY 2024 Available Budget
Construction	\$ 85,680,367	\$ 13,681,531	\$ 87,711	\$ -	\$ 13,769,242	\$ 71,911,125
Design	\$ 7,171,238	\$ 3,948,654	\$ 222,583	\$ -	\$ 4,171,237	\$ 3,000,001
Right Of Way Acquisition	\$ 36,969,580	\$ 36,609,729	\$ 37,375	\$ -	\$ 36,647,104	\$ 322,476
Total	\$ 129,821,185	\$ 54,239,914	\$ 347,669	\$ -	\$ 54,587,583	\$ 75,233,602

Project financials are displayed as Project-to-Date numbers.

County Road Projects

FY 2024 Capital Improvement Program

Project Group:	Collin County Regional
Project Name:	Outer Loop, SH 121 to US 380
Project Number:	RI180L004
Major Project:	OUTERLOOP
Start Date:	2020
Project Status:	Active
Funding Source:	2018 Bond Election



PROJECT DESCRIPTION

Outer Loop, SH 121 to US 380

OPERATIONAL IMPACT

Fund	Current FY 2024	Projected Impact					Total
		FY 2025	FY 2026	FY 2027	FY 2028	Future	
N/A	\$ -	\$ -	\$ -	\$ -	\$ -	\$ -	\$ -

Impact Notes: Segment 5 is To Be Determined.

FINANCIALS

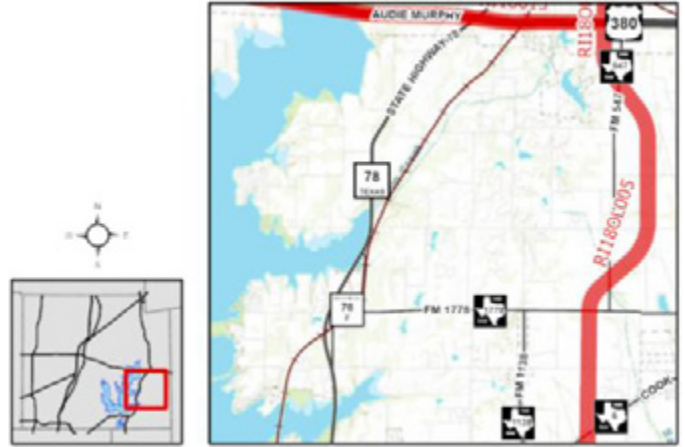
Expenditure Type	Budget	Actuals	Encumbrances	Requisitions	Total Expenditures	FY 2024 Available Budget
Right Of Way Acquisition	\$ 14,429,137	\$ -	\$ -	\$ -	\$ -	\$ 14,429,137
Total	\$ 14,429,137	\$ -	\$ -	\$ -	\$ -	\$ 14,429,137

Project financials are displayed as Project-to-Date numbers.

County Road Projects

FY 2024 Capital Improvement Program

Project Group:	Collin County Regional
Project Name:	Outer Loop, US 380 to FM 6
Project Number:	RI180L005
Major Project:	OUTERLOOP
Start Date:	2020
Project Status:	Active
Funding Source:	2018 Bond Election



PROJECT DESCRIPTION

Outer Loop, US 380 to FM 6

OPERATIONAL IMPACT

Fund	Current FY 2024	Projected Impact					Total
		FY 2025	FY 2026	FY 2027	FY 2028	Future	
1010 - Road & Bridge	\$ -	\$ -	\$ -	\$ -	\$ -	\$ 676,191	\$ 676,191

Impact Notes: Collin County will be responsible for mowing 463.1 acres and maintaining 16.2 lane miles. Schematic and ROW will need to happen first before construction can begin. This could take 2 yrs at least.

FINANCIALS

Expenditure Type	Budget	Actuals	Encumbrances	Requisitions	Total Expenditures	FY 2024 Available Budget
Design	\$ 3,000,000	\$ -	\$ -	\$ -	\$ -	\$ 3,000,000
Right Of Way Acquisition	\$ 14,000,000	\$ -	\$ -	\$ -	\$ -	\$ 14,000,000
Total	\$ 17,000,000	\$ -	\$ -	\$ -	\$ -	\$ 17,000,000

Project financials are displayed as Project-to-Date numbers.

County Road Projects

FY 2024 Capital Improvement Program

Project Group:	Collin County Regional
Project Name:	Outer Loop, FM 6 to Rockwall County
Project Number:	RI180L006
Major Project:	OUTERLOOP
Start Date:	2020
Project Status:	Active
Funding Source:	2018 Bond Election



PROJECT DESCRIPTION

Outer Loop, FM 6 to Rockwall County

OPERATIONAL IMPACT

Fund	Current	Projected Impact					Total
	FY 2024	FY 2025	FY 2026	FY 2027	FY 2028	Future	
1010 - Road & Bridge	\$ -	\$ -	\$ -	\$ -	\$ -	\$ 422,814	\$ 422,814

Impact Notes: Collin County will be responsible for mowing 289.32 acres and maintaining 10.13 lane miles. Schematic and ROW will need to happen first before construction can begin. This could take 2 yrs at least.

FINANCIALS

Expenditure Type	Budget	Actuals	Encumbrances	Requisitions	Total Expenditures	FY 2024 Available Budget
Design	\$ 1,200,000	\$ -	\$ -	\$ -	\$ -	\$ 1,200,000
Right Of Way Acquisition	\$ 14,140,000	\$ -	\$ -	\$ -	\$ -	\$ 14,140,000
Total	\$ 15,340,000	\$ -	\$ -	\$ -	\$ -	\$ 15,340,000

Project financials are displayed as Project-to-Date numbers.

County Road Projects

FY 2024 Capital Improvement Program

Project Group:	Collin County Regional
Project Name:	Mobility Plan Update
Project Number:	RIP75301
Major Project:	N/A
Start Date:	2017
Project Status:	Active
Funding Source:	2007 Bond Election



PROJECT DESCRIPTION

Thoroughfare and Transit Plan Map Revisions, Outer Loop additional Travel Demand Model Runs and Thoroughfare and Transit Plan Update in East Collin County to the 2014 Mobility Plan Update.

OPERATIONAL IMPACT

Fund	Current	Projected Impact					Total
	FY 2024	FY 2025	FY 2026	FY 2027	FY 2028	Future	
N/A	\$ -	\$ -	\$ -	\$ -	\$ -	\$ -	\$ -

Impact Notes: Planning only. No operational impact.

FINANCIALS

Expenditure Type	Budget	Actuals	Encumbrances	Requisitions	Total Expenditures	FY 2024 Available Budget
Design	\$ 132,900	\$ 1,150	\$ 85,561	\$ -	\$ 86,712	\$ 46,188
Total	\$ 132,900	\$ 1,150	\$ 85,561	\$ -	\$ 86,712	\$ 46,188

Project financials are displayed as Project-to-Date numbers.

County Road Projects

FY 2024 Capital Improvement Program

Project Group:	Collin County Rural Road
Project Name:	CR - Park Blvd fr FM2514
Project Number:	RI07099
Major Project:	N/A
Start Date:	2008
Project Status:	Active
Funding Source:	2007 Bond Election



PROJECT DESCRIPTION

ROW of Park Blvd from FM 2514 (Parker Rd) to Spring Creek Pkwy for a length of 2.3 miles.

OPERATIONAL IMPACT

Fund	Current	Projected Impact					Total
	FY 2024	FY 2025	FY 2026	FY 2027	FY 2028	Future	
1010 - Road & Bridge	\$ -	\$ -	\$ -	\$ -	\$ -	\$ -	\$ -

Impact Notes: Right of Way Acquisition only.

FINANCIALS

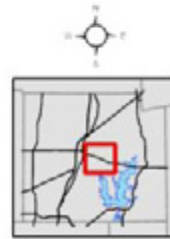
Expenditure Type	Budget	Actuals	Encumbrances	Requisitions	Total Expenditures	FY 2024 Available Budget
Design	\$ 2,794,716	\$ 2,761,316	\$ 33,400	\$ -	\$ 2,794,716	\$ -
Right Of Way Acquisition	\$ 896,136	\$ 880,963	\$ 14,649	\$ -	\$ 895,612	\$ 524
Total	\$ 3,690,852	\$ 3,642,279	\$ 48,049	\$ -	\$ 3,690,328	\$ 524

Project financials are displayed as Project-to-Date numbers.

County Road Projects

FY 2024 Capital Improvement Program

Project Group:	County-City-State
Project Name:	US 380: Airport to CR 458
Project Number:	RI18014
Major Project:	N/A
Start Date:	2020
Project Status:	Active
Funding Source:	2018 Bond Election



PROJECT DESCRIPTION

US 380: Airport to CR 458

OPERATIONAL IMPACT

Fund	Current FY 2024	Projected Impact					Total
		FY 2025	FY 2026	FY 2027	FY 2028	Future	
N/A	\$ -	\$ -	\$ -	\$ -	\$ -	\$ -	\$ -

Impact Notes: Road belongs to TxDOT, therefore no operational impact to the County.

FINANCIALS

Expenditure Type	Budget	Actuals	Encumbrances	Requisitions	Total Expenditures	FY 2024 Available Budget
Construction	\$ 11,000,000	\$ -	\$ -	\$ -	\$ -	\$ 11,000,000
Total	\$ 11,000,000	\$ -	\$ -	\$ -	\$ -	\$ 11,000,000

Project financials are displayed as Project-to-Date numbers.

County Road Projects

FY 2024 Capital Improvement Program

Project Group:	County-City-State
Project Name:	FM 545 Contributions
Project Number:	RI18016
Major Project:	N/A
Start Date:	2020
Project Status:	Active
Funding Source:	2018 Bond Election



PROJECT DESCRIPTION

FM 545 Contributions - Alternative funding has been allocated from the 2007 Bond Election so this funding is no longer needed for this project. Funding will be re-allocated.

OPERATIONAL IMPACT

Fund	Current FY 2024	Projected Impact					Total
		FY 2025	FY 2026	FY 2027	FY 2028	Future	
N/A	\$ -	\$ -	\$ -	\$ -	\$ -	\$ -	\$ -

Impact Notes: Road belongs to TxDOT, therefore no operational impact to the County.

FINANCIALS

Expenditure Type	Budget	Actuals	Encumbrances	Requisitions	Total Expenditures	FY 2024 Available Budget
Right Of Way Acquisition	\$ 1,313,202	\$ -	\$ -	\$ -	\$ -	\$ 1,313,202
Total	\$ 1,313,202	\$ -	\$ -	\$ -	\$ -	\$ 1,313,202

Project financials are displayed as Project-to-Date numbers.

INTRODUCTION

SELECTION PROCESS

DEBT POLICY

BOND ELECTIONS

OPERATING IMPACTS

FUNDING SUMMARIES

QUICK FACTS

PROJECT SUMMARIES

PROJECT DETAILS

Facilities Projects Summaries

Project Name	Project	Budget	Expenditures	Available
Adult Detention Facility				
FI03JAIL	2003 Bond - Justice Center	\$ 20,114,558	\$ 20,103,961	\$ 10,597
FI07JAIL	Adult Detention Facility Expansion	\$ 45,800,000	\$ 42,850,137	\$ 2,949,863
FI07K4008	Fire Suppression Sprinklers	\$ 111,751	\$ 14,400	\$ 97,351
		\$ 66,026,309	\$ 62,968,498	\$ 3,057,811
Courts Facility				
FI07CH	Bloomdale Cths Phase 2	\$ 23,228,657	\$ 22,510,628	\$ 718,029
		\$ 23,228,657	\$ 22,510,628	\$ 718,029
Juvenile Detention Facility				
FI03JUVD	Juvenile Detention Facility	\$ 4,723,848	\$ 4,719,063	\$ 4,785
		\$ 4,723,848	\$ 4,719,063	\$ 4,785
Total Facilities Projects		\$ 93,978,814	\$ 90,198,189	\$ 3,780,625

Facility Projects

FY 2024 Capital Improvement Program

Project Group:	Adult Detention Facility
Project Name:	2003 Bond - Justice Center
Project Number:	F103JAIL
Major Project:	N/A
Start Date:	2004
Project Status:	Active
Funding Source:	2003 Bond Election



PROJECT DESCRIPTION

Expansion of the Collin County Jail to add 288 beds. The expansion has been completed and savings has been allocated to assisting with the 2007 expansion.

OPERATIONAL IMPACT

Fund	Current FY 2024	Projected Impact					Total
		FY 2025	FY 2026	FY 2027	FY 2028	Future	
N/A	\$ -	\$ -	\$ -	\$ -	\$ -	\$ -	\$ -

Impact Notes: Project is complete. Funding remaining is being utilized to supplement the 2007 expansion of the Jail. Impact of the 2007 expansion can be seen on the F107JAIL project detail.

FINANCIALS

Expenditure Type	Budget	Actuals	Encumbrances	Requisitions	Total Expenditures	FY 2024 Available Budget
Construction	\$ 18,350,451	\$ 18,342,592	\$ -	\$ -	\$ 18,342,592	\$ 7,859
Design	\$ 1,305,019	\$ 1,304,902	\$ -	\$ -	\$ 1,304,902	\$ 117
Equipment	\$ 420,587	\$ 420,584	\$ -	\$ -	\$ 420,584	\$ 3
Personnel	\$ 38,101	\$ 35,633	\$ -	\$ -	\$ 35,633	\$ 2,468
Training	\$ 400	\$ 251	\$ -	\$ -	\$ 251	\$ 149
Total	\$ 20,114,558	\$ 20,103,961	\$ -	\$ -	\$ 20,103,961	\$ 10,597

Project financials are displayed as Project-to-Date numbers.

Facility Projects

FY 2024 Capital Improvement Program

Project Group:	Adult Detention Facility
Project Name:	Adult Detention Facility Expansion
Project Number:	F107JAIL
Major Project:	N/A
Start Date:	2019
Project Status:	Active
Funding Source:	2007 Bond Election



PROJECT DESCRIPTION

Expansion of the Adult Detention Facility.

OPERATIONAL IMPACT

Fund	Current FY 2024	Projected Impact					Total
		FY 2025	FY 2026	FY 2027	FY 2028	Future	
0001 - General Fund	\$ 489,360	\$ 3,069,584	\$ 58,362	\$ 171,830	\$ 180,199	\$ 312,768	\$ 4,282,103

Impact Notes: The expansion is expected to increase staffing as well as utility costs. FY 2024 Budget included funding for 14 Detention Officers for 4 months and 2 Sergeants for 2 months to open 1 POD. Future costs include an additional 14 Detention Officers and 2 Jail Sergeants to open an additional POD. Utility costs include electric, gas, water and trash.

FINANCIALS

Expenditure Type	Budget	Actuals	Encumbrances	Requisitions	Total Expenditures	FY 2024 Available Budget
Construction	\$ 40,300,000	\$ 28,616,135	\$ 10,657,148	\$ -	\$ 39,273,284	\$ 1,026,716
Design	\$ 5,500,000	\$ 3,701,140	\$ (124,286)	\$ -	\$ 3,576,854	\$ 1,923,146
Total	\$ 45,800,000	\$ 32,317,275	\$ 10,532,862	\$ -	\$ 42,850,137	\$ 2,949,863

Project financials are displayed as Project-to-Date numbers.

Facility Projects

FY 2024 Capital Improvement Program

Project Group:	Adult Detention Facility
Project Name:	Fire Suppression Sprinklers
Project Number:	FI07K4008
Major Project:	N/A
Start Date:	2022
Project Status:	Active
Funding Source:	2007 Bond Election



PROJECT DESCRIPTION

Replacement of Fire Suppression Sprinklers in the Adult Detention Center.

OPERATIONAL IMPACT

Fund	Current	Projected Impact					Total
	FY 2024	FY 2025	FY 2026	FY 2027	FY 2028	Future	
N/A	\$ -	\$ -	\$ -	\$ -	\$ -	\$ -	\$ -

Impact Notes: No operational impact is expected.

FINANCIALS

Expenditure Type	Budget	Actuals	Encumbrances	Requisitions	Total Expenditures	FY 2024 Available Budget
Construction	\$ 111,751	\$ 12,960	\$ 1,440	\$ -	\$ 14,400	\$ 97,351
Total	\$ 111,751	\$ 12,960	\$ 1,440	\$ -	\$ 14,400	\$ 97,351

Project financials are displayed as Project-to-Date numbers.

INTRODUCTION

SELECTION PROCESS

DEBT POLICY

BOND ELECTIONS

OPERATING IMPACTS

FUNDING SUMMARIES

QUICK FACTS

PROJECT SUMMARIES

PROJECT DETAILS

Facility Projects

FY 2024 Capital Improvement Program

Project Group:	Courts Facility
Project Name:	Bloomdale Cths Phase 2
Project Number:	FI07CH
Major Project:	07CH
Start Date:	2008
Project Status:	Active
Funding Source:	2007 Bond Election



PROJECT DESCRIPTION

Expansion of Collin County Courthouse to allow the continued centralization of courts and governmental departments to the new courthouse campus.

OPERATIONAL IMPACT

Fund	Current FY 2024	Projected Impact					Total
		FY 2025	FY 2026	FY 2027	FY 2028	Future	
N/A	\$ -	\$ -	\$ -	\$ -	\$ -	\$ -	\$ -

Impact Notes: Project is complete. Funding remaining is being utilized for continued improvements to the courthouse.

FINANCIALS

Expenditure Type	Budget	Actuals	Encumbrances	Requisitions	Total Expenditures	FY 2024 Available Budget
Construction	\$ 18,046,258	\$ 18,003,439	\$ -	\$ -	\$ 18,003,439	\$ 42,819
Design	\$ 4,373,053	\$ 4,373,051	\$ -	\$ -	\$ 4,373,051	\$ 2
Equipment	\$ 809,346	\$ 134,137	\$ -	\$ -	\$ 134,137	\$ 675,209
Total	\$ 23,228,657	\$ 22,510,628	\$ -	\$ -	\$ 22,510,628	\$ 718,029

Project financials are displayed as Project-to-Date numbers.

Facility Projects

FY 2024 Capital Improvement Program

Project Group:	Juvenile Detention Facility
Project Name:	Juvenile Detention Facility
Project Number:	F103JUV
Major Project:	N/A
Start Date:	2004
Project Status:	Active
Funding Source:	2003 Bond Election



PROJECT DESCRIPTION

Expansion of the Juvenile Detention Facility to add 48 additional beds. Any remaining funds are used for improvements to the existing facility.

OPERATIONAL IMPACT

Fund	Current	Projected Impact					Total
	FY 2024	FY 2025	FY 2026	FY 2027	FY 2028	Future	
N/A	\$ -	\$ -	\$ -	\$ -	\$ -	\$ -	\$ -

Impact Notes: Project has been completed and additional funding is being utilized to make additional improvements to the building. Since all improvements are now existing, there is no operational impact.

FINANCIALS

Expenditure Type	Budget	Actuals	Encumbrances	Requisitions	Total Expenditures	FY 2024 Available Budget
Construction	\$ 4,377,250	\$ 4,372,466	\$ -	\$ -	\$ 4,372,466	\$ 4,784
Design	\$ 303,886	\$ 303,886	\$ -	\$ -	\$ 303,886	\$ 0
Equipment	\$ 15,914	\$ 15,913	\$ -	\$ -	\$ 15,913	\$ 1
Personnel	\$ 26,749	\$ 26,749	\$ -	\$ -	\$ 26,749	\$ 0
Training	\$ 49	\$ 49	\$ -	\$ -	\$ 49	\$ 0
Total	\$ 4,723,848	\$ 4,719,063	\$ -	\$ -	\$ 4,719,063	\$ 4,785

Project financials are displayed as Project-to-Date numbers.

Open Space Projects Summaries

Project Name	Project	Budget	Expenditures	Available
Open Space Grants				
OI0718PG18	City of McKinney - Wilson Creek Greens Trail Project	\$ 282,263	\$ -	\$ 282,263
OI0718PG34	AL - Watters Trail S Connection	\$ 10,862	\$ -	\$ 10,862
OI0705	2007 Open Space Grant Fnd	\$ 551,292	\$ -	\$ 551,292
OI07PG101	Trinity Trail Preservation Assoc	\$ 7,500	\$ 7,500	\$ -
OI07PG103	City of Allen - Eugene McDermott	\$ 140,365	\$ 140,365	\$ -
OI07PG106	MP Show Barn Failure	\$ 50,000	\$ 12,011	\$ 37,989
OI07PG107	MP Stall Barn Foundation Failure	\$ 50,000	\$ 7,602	\$ 42,399
OI07PG108	MP Confinement Building Restoration	\$ 28,150	\$ 27,650	\$ 500
OI07PG110	Parkhill Prairie - The Nature Conservancy	\$ 41,000	\$ 41,999	\$ (999)
OI18DISC	2018 Proposition C Discretionary	\$ 31,413	\$ -	\$ 31,413
OI18PG11	Frisco - Parvin Branch Trail Connect	\$ 100,000	\$ -	\$ 100,000
OI18PG13	Town of Fairview - State Highway 5 to Stoddard Rd Trail Connection	\$ 44,915	\$ -	\$ 44,915
OI18PG14	City of Frisco - Independence Hike & Bike Trail	\$ 211,920	\$ -	\$ 211,920
OI18PG16	City of Lavon - Bear Creek Trail Creek Crossing Connector	\$ 233,250	\$ -	\$ 233,250
OI18PG17	City of Lowry Crossing - Lowry Crossing City Park	\$ 412,067	\$ -	\$ 412,067
OI18PG18	City of McKinney - Wilson Creek Greens Trail Project	\$ 113,737	\$ -	\$ 113,737
OI18PG19	City of Melissa - Brookside Sub-Surface Crossing at SH 121	\$ 146,666	\$ -	\$ 146,666
OI18PG25	Fairview - Stacy Rd to Monarch Trail	\$ 97,150	\$ -	\$ 97,150
OI18PG27	Farmersville - Rambler Park	\$ 50,000	\$ -	\$ 50,000
OI18PG28	Farmersville - Onion Shed	\$ 175,000	\$ -	\$ 175,000
OI18PG29	Farmersville - Caddo Park	\$ 100,000	\$ -	\$ 100,000
OI18PG30	Frisco - Poweline Hike & Bike Trail	\$ 250,681	\$ -	\$ 250,681
OI18PG31	McKinney - Wilson Creek Greens Trail	\$ 250,681	\$ -	\$ 250,681
OI18PG32	Plano - Los Rios Park Trail	\$ 250,681	\$ -	\$ 250,681
OI18PG33	Prosper - First St Ped & Bicycle Tunn	\$ 250,681	\$ -	\$ 250,681
OI18PG34	AL - Watters Trail S Connection	\$ 128,566	\$ -	\$ 128,566
OI18PG35	BR - Mowry Park	\$ 200,000	\$ -	\$ 200,000
OI18PG36	FV - Blackland Prairie Park	\$ 850,000	\$ -	\$ 850,000
OI18PG37	LV - Bear Creek Land Acq	\$ 375,000	\$ -	\$ 375,000
OI18PG38	LC - Trinity Trail	\$ 179,006	\$ -	\$ 179,006
OI18PG39	PL - Chisholm Trail Ext	\$ 267,428	\$ -	\$ 267,428
		\$ 5,880,274	\$ 237,126	\$ 5,643,148
Outdoor Camp				
OI01OC	OUTDOOR CAMP	\$ 26,971,546	\$ 26,801,469	\$ 170,077
		\$ 26,971,546	\$ 26,801,469	\$ 170,077
Total Open Space Projects		\$ 32,851,820	\$ 27,038,595	\$ 5,813,225

Open Space Projects

FY 2024 Capital Improvement Program

Project Group:	Open Space Grants
Project Name:	City of McKinney - Wilson Creek Greens Trail Project
Project Number:	O10718PG18
Major Project:	18PG18
Start Date:	2021
Project Status:	Active
Funding Source:	2007 Bond Election



PROJECT DESCRIPTION

Trail, trailhead, overlook, pedestrian bridge, signage, irrigation and landscaping.

OPERATIONAL IMPACT

Fund	Current	Projected Impact					Total
	FY 2024	FY 2025	FY 2026	FY 2027	FY 2028	Future	
N/A	\$ -	\$ -	\$ -	\$ -	\$ -	\$ -	\$ -

Impact Notes: All future maintenance is the responsibility of the City. No future cost impact to the County.

FINANCIALS

Expenditure Type	Budget	Actuals	Encumbrances	Requisitions	Total Expenditures	FY 2024 Available Budget
Construction	\$ 282,263	\$ -	\$ -	\$ -	\$ -	\$ 282,263
Total	\$ 282,263	\$ -	\$ -	\$ -	\$ -	\$ 282,263

Project financials are displayed as Project-to-Date numbers.

Open Space Projects

FY 2024 Capital Improvement Program

Project Group:	Open Space Grants
Project Name:	AL - Watters Trail S Connection
Project Number:	O10718PG34
Major Project:	18PG34
Start Date:	2023
Project Status:	Active
Funding Source:	2007 Bond Election



PROJECT DESCRIPTION

City of Allen - Watters Trail South Connection - remove existing and replace 12' wide trail

OPERATIONAL IMPACT

Fund	Current FY 2024	Projected Impact					Total
		FY 2025	FY 2026	FY 2027	FY 2028	Future	
N/A	\$ -	\$ -	\$ -	\$ -	\$ -	\$ -	\$ -

Impact Notes: All future maintenance is the responsibility of the City. No future cost impact to the County.

FINANCIALS

Expenditure Type	Budget	Actuals	Encumbrances	Requisitions	Total Expenditures	FY 2024 Available Budget
Construction	\$ 10,862	\$ -	\$ -	\$ -	\$ -	\$ 10,862
Total	\$ 10,862	\$ -	\$ -	\$ -	\$ -	\$ 10,862

Project financials are displayed as Project-to-Date numbers.

Open Space Projects

FY 2024 Capital Improvement Program

Project Group:	Open Space Grants
Project Name:	2007 Open Space Grant Fnd
Project Number:	O10705
Major Project:	N/A
Start Date:	2009
Project Status:	Active
Funding Source:	2007 Bond Election



PROJECT DESCRIPTION

2007 Open Space Grant Funds.

OPERATIONAL IMPACT

Fund	Current FY 2024	Projected Impact					Total
		FY 2025	FY 2026	FY 2027	FY 2028	Future	
N/A	\$ -	\$ -	\$ -	\$ -	\$ -	\$ -	\$ -

Impact Notes: Open Space Grant Funding. To be allocated on an annual basis based on applications received.

FINANCIALS

Expenditure Type	Budget	Actuals	Encumbrances	Requisitions	Total Expenditures	FY 2024 Available Budget
Construction	\$ 551,292	\$ -	\$ -	\$ -	\$ -	\$ 551,292
Total	\$ 551,292	\$ -	\$ -	\$ -	\$ -	\$ 551,292

Project financials are displayed as Project-to-Date numbers.

Open Space Projects

FY 2024 Capital Improvement Program

Project Group:	Open Space Grants
Project Name:	Trinity Trail Preservation Assoc
Project Number:	O107PG101
Major Project:	N/A
Start Date:	2019
Project Status:	Active
Funding Source:	2007 Bond Election



PROJECT DESCRIPTION

Trinity Trail Reroute Phase #1. Reroute trail to avoid high water and encroaching development and update trail signage.

OPERATIONAL IMPACT

Fund	Current FY 2024	Projected Impact					Total
		FY 2025	FY 2026	FY 2027	FY 2028	Future	
N/A	\$ -	\$ -	\$ -	\$ -	\$ -	\$ -	\$ -

Impact Notes: All future maintenance is the responsibility of the City. No future cost impact to the County.

FINANCIALS

Expenditure Type	Budget	Actuals	Encumbrances	Requisitions	Total Expenditures	FY 2024 Available Budget
Construction	\$ 7,500	\$ 2,445	\$ 5,055	\$ -	\$ 7,500	\$ -
Total	\$ 7,500	\$ 2,445	\$ 5,055	\$ -	\$ 7,500	\$ -

Project financials are displayed as Project-to-Date numbers.

Open Space Projects

FY 2024 Capital Improvement Program

Project Group:	Open Space Grants
Project Name:	City of Allen - Eugene McDermott
Project Number:	O107PG103
Major Project:	N/A
Start Date:	2019
Project Status:	Active
Funding Source:	2007 Bond Election



PROJECT DESCRIPTION

Design Rowlett Creek trail segments within Eugene McDermott Park

OPERATIONAL IMPACT

Fund	Current	Projected Impact					Total
	FY 2024	FY 2025	FY 2026	FY 2027	FY 2028	Future	
N/A	\$ -	\$ -	\$ -	\$ -	\$ -	\$ -	\$ -

Impact Notes: All future maintenance is the responsibility of the City. No future cost impact to the County.

FINANCIALS

Expenditure Type	Budget	Actuals	Encumbrances	Requisitions	Total Expenditures	FY 2024 Available Budget
Construction	\$ 140,365	\$ 99,087	\$ 41,279	\$ -	\$ 140,365	\$ -
Total	\$ 140,365	\$ 99,087	\$ 41,279	\$ -	\$ 140,365	\$ -

Project financials are displayed as Project-to-Date numbers.

Open Space Projects

FY 2024 Capital Improvement Program

Project Group:	Open Space Grants
Project Name:	MP Show Barn Failure
Project Number:	OI07PG106
Major Project:	N/A
Start Date:	2021
Project Status:	Active
Funding Source:	2007 Bond Election



PROJECT DESCRIPTION

Investigation of the foundation in the Show Barn.

OPERATIONAL IMPACT

Fund	Current FY 2024	Projected Impact					Total
		FY 2025	FY 2026	FY 2027	FY 2028	Future	
N/A	\$ -	\$ -	\$ -	\$ -	\$ -	\$ -	\$ -

Impact Notes: Investigation Only. Future funding will be needed to repair any issues.

FINANCIALS


Expenditure Type	Budget	Actuals	Encumbrances	Requisitions	Total Expenditures	FY 2024 Available Budget
Design	\$ 50,000	\$ 12,011	\$ -	\$ -	\$ 12,011	\$ 37,989
Total	\$ 50,000	\$ 12,011	\$ -	\$ -	\$ 12,011	\$ 37,989

Project financials are displayed as Project-to-Date numbers.

Open Space Projects

FY 2024 Capital Improvement Program

Project Group:	Open Space Grants
Project Name:	MP Stall Barn Foundation Failure
Project Number:	O107PG107
Major Project:	N/A
Start Date:	2021
Project Status:	Active
Funding Source:	2007 Bond Election



PROJECT DESCRIPTION

Investigation of the foundation in the Stall Barn.

OPERATIONAL IMPACT

Fund	Current	Projected Impact					Total
	FY 2024	FY 2025	FY 2026	FY 2027	FY 2028	Future	
N/A	\$ -	\$ -	\$ -	\$ -	\$ -	\$ -	\$ -

Impact Notes: Investigation Only. Future funding will be needed to repair any issues.

FINANCIALS


Expenditure Type	Budget	Actuals	Encumbrances	Requisitions	Total Expenditures	FY 2024 Available Budget
Design	\$ 50,000	\$ 7,602	\$ -	\$ -	\$ 7,602	\$ 42,399
Total	\$ 50,000	\$ 7,602	\$ -	\$ -	\$ 7,602	\$ 42,399

Project financials are displayed as Project-to-Date numbers.

Open Space Projects

FY 2024 Capital Improvement Program

Project Group:	Open Space Grants
Project Name:	MP Confinement Building Restoration
Project Number:	O107PG108
Major Project:	N/A
Start Date:	2021
Project Status:	Active
Funding Source:	2007 Bond Election



PROJECT DESCRIPTION

Restoration of the Confinement Building.

OPERATIONAL IMPACT

Fund	Current FY 2024	Projected Impact					Total
		FY 2025	FY 2026	FY 2027	FY 2028	Future	
N/A	\$ -	\$ -	\$ -	\$ -	\$ -	\$ -	\$ -

Impact Notes: No operational impact anticipated.

FINANCIALS

Expenditure Type	Budget	Actuals	Encumbrances	Requisitions	Total Expenditures	FY 2024 Available Budget
Design	\$ 28,150	\$ 27,650	\$ -	\$ -	\$ 27,650	\$ 500
Total	\$ 28,150	\$ 27,650	\$ -	\$ -	\$ 27,650	\$ 500

Project financials are displayed as Project-to-Date numbers.

Open Space Projects

FY 2024 Capital Improvement Program

Project Group:	Open Space Grants
Project Name:	Parkhill Prairie - The Nature Conservancy
Project Number:	O107PG110
Major Project:	N/A
Start Date:	2023
Project Status:	Active
Funding Source:	2007 Bond Election



PROJECT DESCRIPTION

Consulting Services Agreement with the Nature Conservancy for Parkhill Prairie Restoration and Maintenance. Five Years 2023 - 2027.

OPERATIONAL IMPACT

Fund	Current	Projected Impact					Total
	FY 2024	FY 2025	FY 2026	FY 2027	FY 2028	Future	
N/A	\$ -	\$ -	\$ -	\$ -	\$ -	\$ -	\$ -

Impact Notes: No operational impact anticipated.

FINANCIALS

Expenditure Type	Budget	Actuals	Encumbrances	Requisitions	Total Expenditures	FY 2024 Available Budget
Construction	\$ 41,000	\$ 1,403	\$ 40,596	\$ -	\$ 41,999	\$ (999)
Total	\$ 41,000	\$ 1,403	\$ 40,596	\$ -	\$ 41,999	\$ (999)

Project financials are displayed as Project-to-Date numbers.

Open Space Projects

FY 2024 Capital Improvement Program

Project Group:	Open Space Grants
Project Name:	2018 Proposition C Discretionary
Project Number:	O118DISC
Major Project:	N/A
Start Date:	2018
Project Status:	Active
Funding Source:	2018 Bond Election



PROJECT DESCRIPTION

2018 Bond Election discretionary open space funds for Proposition C projects.

OPERATIONAL IMPACT

Fund	Current FY 2024	Projected Impact					Total
		FY 2025	FY 2026	FY 2027	FY 2028	Future	
N/A	\$ -	\$ -	\$ -	\$ -	\$ -	\$ -	\$ -

Impact Notes: Discretionary funding. Not allocated to any specific project at this time. Operational impact to be determined when projects are identified.

FINANCIALS

Expenditure Type	Budget	Actuals	Encumbrances	Requisitions	Total Expenditures	FY 2024 Available Budget
Contingency	\$ 31,413	\$ -	\$ -	\$ -	\$ -	\$ 31,413
Total	\$ 31,413	\$ -	\$ -	\$ -	\$ -	\$ 31,413

Project financials are displayed as Project-to-Date numbers.

Open Space Projects

FY 2024 Capital Improvement Program

Project Group:	Open Space Grants
Project Name:	Frisco - Parvin Branch Trail Connect
Project Number:	OI18PG11
Major Project:	18PG11
Start Date:	2020
Project Status:	Active
Funding Source:	2018 Bond Election



PROJECT DESCRIPTION

Hike/Bike trail underneath Preston Rd/SH289

OPERATIONAL IMPACT

Fund	Current	Projected Impact					Total
	FY 2024	FY 2025	FY 2026	FY 2027	FY 2028	Future	
N/A	\$ -	\$ -	\$ -	\$ -	\$ -	\$ -	\$ -

Impact Notes: All future maintenance is the responsibility of the City. No future cost impact to the County.

FINANCIALS

Expenditure Type	Budget	Actuals	Encumbrances	Requisitions	Total Expenditures	FY 2024 Available Budget
Construction	\$ 100,000	\$ -	\$ -	\$ -	\$ -	\$ 100,000
Total	\$ 100,000	\$ -	\$ -	\$ -	\$ -	\$ 100,000

Project financials are displayed as Project-to-Date numbers.

Open Space Projects

FY 2024 Capital Improvement Program

Project Group:	Open Space Grants
Project Name:	Town of Fairview - State Highway 5 to Stoddard Rd Trail Connection
Project Number:	O18PG13
Major Project:	18PG13
Start Date:	2021
Project Status:	Active
Funding Source:	2018 Bond Election



PROJECT DESCRIPTION

Construction of hike and bike trail.

OPERATIONAL IMPACT

Fund	Current	Projected Impact					Total
	FY 2024	FY 2025	FY 2026	FY 2027	FY 2028	Future	
N/A	\$ -	\$ -	\$ -	\$ -	\$ -	\$ -	\$ -

Impact Notes: All future maintenance is the responsibility of the City. No future cost impact to the County.

FINANCIALS

Expenditure Type	Budget	Actuals	Encumbrances	Requisitions	Total Expenditures	FY 2024 Available Budget
Construction	\$ 44,915	\$ -	\$ -	\$ -	\$ -	\$ 44,915
Total	\$ 44,915	\$ -	\$ -	\$ -	\$ -	\$ 44,915

Project financials are displayed as Project-to-Date numbers.

Open Space Projects

FY 2024 Capital Improvement Program

Project Group:	Open Space Grants
Project Name:	City of Frisco - Independence Hike & Bike Trail
Project Number:	OI18PG14
Major Project:	18PG14
Start Date:	2021
Project Status:	Active
Funding Source:	2018 Bond Election



PROJECT DESCRIPTION

Construction of Trail.

OPERATIONAL IMPACT

Fund	Current FY 2024	Projected Impact					Total
		FY 2025	FY 2026	FY 2027	FY 2028	Future	
N/A	\$ -	\$ -	\$ -	\$ -	\$ -	\$ -	\$ -

Impact Notes: All future maintenance is the responsibility of the City. No future cost impact to the County.

FINANCIALS

Expenditure Type	Budget	Actuals	Encumbrances	Requisitions	Total Expenditures	FY 2024 Available Budget
Construction	\$ 211,920	\$ -	\$ -	\$ -	\$ -	\$ 211,920
Total	\$ 211,920	\$ -	\$ -	\$ -	\$ -	\$ 211,920

Project financials are displayed as Project-to-Date numbers.

Open Space Projects

FY 2024 Capital Improvement Program

Project Group:	Open Space Grants
Project Name:	City of Lavon - Bear Creek Trail Creek Crossing Connector
Project Number:	OI18PG16
Major Project:	18PG16
Start Date:	2021
Project Status:	Active
Funding Source:	2018 Bond Election



PROJECT DESCRIPTION

Bridge-Trail Connector,

OPERATIONAL IMPACT

Fund	Current FY 2024	Projected Impact					Total
		FY 2025	FY 2026	FY 2027	FY 2028	Future	
N/A	\$ -	\$ -	\$ -	\$ -	\$ -	\$ -	\$ -

Impact Notes: All future maintenance is the responsibility of the City. No future cost impact to the County.

FINANCIALS

Expenditure Type	Budget	Actuals	Encumbrances	Requisitions	Total Expenditures	FY 2024 Available Budget
Construction	\$ 233,250	\$ -	\$ -	\$ -	\$ -	\$ 233,250
Total	\$ 233,250	\$ -	\$ -	\$ -	\$ -	\$ 233,250

Project financials are displayed as Project-to-Date numbers.

Open Space Projects

FY 2024 Capital Improvement Program

Project Group:	Open Space Grants
Project Name:	City of Lowry Crossing - Lowry Crossing City Park
Project Number:	OI18PG17
Major Project:	18PG17
Start Date:	2021
Project Status:	Active
Funding Source:	2018 Bond Election



PROJECT DESCRIPTION

Trail & Playground Equipment,

OPERATIONAL IMPACT

Fund	Current FY 2024	Projected Impact					Total
		FY 2025	FY 2026	FY 2027	FY 2028	Future	
N/A	\$ -	\$ -	\$ -	\$ -	\$ -	\$ -	\$ -

Impact Notes: All future maintenance is the responsibility of the City. No future cost impact to the County.

FINANCIALS

Expenditure Type	Budget	Actuals	Encumbrances	Requisitions	Total Expenditures	FY 2024 Available Budget
Construction	\$ 412,067	\$ -	\$ -	\$ -	\$ -	412,067
Total	\$ 412,067	\$ -	\$ -	\$ -	\$ -	412,067

Project financials are displayed as Project-to-Date numbers.

Open Space Projects

FY 2024 Capital Improvement Program

Project Group:	Open Space Grants
Project Name:	City of McKinney - Wilson Creek Greens Trail Project
Project Number:	OI18PG18
Major Project:	18PG18
Start Date:	2021
Project Status:	Active
Funding Source:	2018 Bond Election



PROJECT DESCRIPTION

Trail, trailhead, overlook, pedestrian bridge, signage, irrigation and landscaping.

OPERATIONAL IMPACT

Fund	Current FY 2024	Projected Impact					Total
		FY 2025	FY 2026	FY 2027	FY 2028	Future	
N/A	\$ -	\$ -	\$ -	\$ -	\$ -	\$ -	\$ -

Impact Notes: All future maintenance is the responsibility of the City. No future cost impact to the County.

FINANCIALS

Expenditure Type	Budget	Actuals	Encumbrances	Requisitions	Total Expenditures	FY 2024 Available Budget
Construction	\$ 113,737	\$ -	\$ -	\$ -	\$ -	\$ 113,737
Total	\$ 113,737	\$ -	\$ -	\$ -	\$ -	\$ 113,737

Project financials are displayed as Project-to-Date numbers.

Open Space Projects

FY 2024 Capital Improvement Program

Project Group:	Open Space Grants
Project Name:	City of Melissa - Brookside Sub-Surface Crossing at SH 121
Project Number:	OI18PG19
Major Project:	18PG19
Start Date:	2021
Project Status:	Active
Funding Source:	2018 Bond Election



PROJECT DESCRIPTION

Concrete Trail Crossing Under SH 121.

OPERATIONAL IMPACT

Fund	Current FY 2024	Projected Impact					Total
		FY 2025	FY 2026	FY 2027	FY 2028	Future	
N/A	\$ -	\$ -	\$ -	\$ -	\$ -	\$ -	\$ -

Impact Notes: All future maintenance is the responsibility of the City. No future cost impact to the County.

FINANCIALS


Expenditure Type	Budget	Actuals	Encumbrances	Requisitions	Total Expenditures	FY 2024 Available Budget
Construction	\$ 146,666	\$ -	\$ -	\$ -	\$ -	\$ 146,666
Total	\$ 146,666	\$ -	\$ -	\$ -	\$ -	\$ 146,666

Project financials are displayed as Project-to-Date numbers.

Open Space Projects

FY 2024 Capital Improvement Program

Project Group:	Open Space Grants
Project Name:	Fairview - Stacy Rd to Monarch Trail
Project Number:	O118PG25
Major Project:	N/A
Start Date:	2022
Project Status:	Active
Funding Source:	2018 Bond Election



PROJECT DESCRIPTION

Town of Fairview - Stacy Road to Monarch Park Trail Connector. Concrete trail with pedestrian crossing.

OPERATIONAL IMPACT

Fund	Current FY 2024	Projected Impact					Total
		FY 2025	FY 2026	FY 2027	FY 2028	Future	
N/A	\$ -	\$ -	\$ -	\$ -	\$ -	\$ -	\$ -

Impact Notes: All future maintenance is the responsibility of the City. No future cost impact to the County.

FINANCIALS

Expenditure Type	Budget	Actuals	Encumbrances	Requisitions	Total Expenditures	FY 2024 Available Budget
Construction	\$ 97,150	\$ -	\$ -	\$ -	\$ -	\$ 97,150
Total	\$ 97,150	\$ -	\$ -	\$ -	\$ -	\$ 97,150

Project financials are displayed as Project-to-Date numbers.

Open Space Projects

FY 2024 Capital Improvement Program

Project Group:	Open Space Grants
Project Name:	Farmersville - Rambler Park
Project Number:	OI18PG27
Major Project:	N/A
Start Date:	2022
Project Status:	Active
Funding Source:	2018 Bond Election



PROJECT DESCRIPTION

Farmersville - Rambler Park, 6" wide concrete edging, concrete flatwork, decomposed granite, sitework and irrigation modifications, swing set.

OPERATIONAL IMPACT

Fund	Current	Projected Impact					Total
	FY 2024	FY 2025	FY 2026	FY 2027	FY 2028	Future	
N/A	\$ -	\$ -	\$ -	\$ -	\$ -	\$ -	\$ -

Impact Notes: All future maintenance is the responsibility of the City. No future cost impact to the County.

FINANCIALS

Expenditure Type	Budget	Actuals	Encumbrances	Requisitions	Total Expenditures	FY 2024 Available Budget
Construction	\$ 50,000	\$ -	\$ -	\$ -	\$ -	\$ 50,000
Total	\$ 50,000	\$ -	\$ -	\$ -	\$ -	\$ 50,000

Project financials are displayed as Project-to-Date numbers.

INTRODUCTION

SELECTION PROCESS

DEBT POLICY

BOND ELECTIONS

OPERATING IMPACTS

FUNDING SUMMARIES

QUICK FACTS

PROJECT SUMMARIES

PROJECT DETAILS

Open Space Projects

FY 2024 Capital Improvement Program

Project Group:	Open Space Grants
Project Name:	Farmersville - Onion Shed
Project Number:	OI18PG28
Major Project:	N/A
Start Date:	2022
Project Status:	Active
Funding Source:	2018 Bond Election



PROJECT DESCRIPTION

Farmersville - Onion shed improvements. Pier and handrail replacement and drainage improvements.

OPERATIONAL IMPACT

Fund	Current FY 2024	Projected Impact					Total
		FY 2025	FY 2026	FY 2027	FY 2028	Future	
N/A	\$ -	\$ -	\$ -	\$ -	\$ -	\$ -	\$ -

Impact Notes: All future maintenance is the responsibility of the City. No future cost impact to the County.

FINANCIALS

Expenditure Type	Budget	Actuals	Encumbrances	Requisitions	Total Expenditures	FY 2024 Available Budget
Construction	\$ 175,000	\$ -	\$ -	\$ -	\$ -	\$ 175,000
Total	\$ 175,000	\$ -	\$ -	\$ -	\$ -	\$ 175,000

Project financials are displayed as Project-to-Date numbers.

Open Space Projects

FY 2024 Capital Improvement Program

Project Group:	Open Space Grants
Project Name:	Farmersville - Caddo Park
Project Number:	OI18PG29
Major Project:	N/A
Start Date:	2022
Project Status:	Active
Funding Source:	2018 Bond Election



PROJECT DESCRIPTION

Farmersville - Caddo Park Improvements. Entrance road parking.

OPERATIONAL IMPACT

Fund	Current FY 2024	Projected Impact					Total
		FY 2025	FY 2026	FY 2027	FY 2028	Future	
N/A	\$ -	\$ -	\$ -	\$ -	\$ -	\$ -	\$ -

Impact Notes: All future maintenance is the responsibility of the City. No future cost impact to the County.

FINANCIALS

Expenditure Type	Budget	Actuals	Encumbrances	Requisitions	Total Expenditures	FY 2024 Available Budget
Construction	\$ 100,000	\$ -	\$ -	\$ -	\$ -	\$ 100,000
Total	\$ 100,000	\$ -	\$ -	\$ -	\$ -	\$ 100,000

Project financials are displayed as Project-to-Date numbers.

Open Space Projects

FY 2024 Capital Improvement Program

Project Group:	Open Space Grants
Project Name:	Frisco - Poweline Hike & Bike Trail
Project Number:	OI18PG30
Major Project:	N/A
Start Date:	2022
Project Status:	Active
Funding Source:	2018 Bond Election



PROJECT DESCRIPTION

Frisco - Poweline hike and bike trail. Construction of trail.

OPERATIONAL IMPACT

Fund	Current FY 2024	Projected Impact					Total
		FY 2025	FY 2026	FY 2027	FY 2028	Future	
N/A	\$ -	\$ -	\$ -	\$ -	\$ -	\$ -	\$ -

Impact Notes: All future maintenance is the responsibility of the City. No future cost impact to the County.

FINANCIALS


Expenditure Type	Budget	Actuals	Encumbrances	Requisitions	Total Expenditures	FY 2024 Available Budget
Construction	\$ 250,681	\$ -	\$ -	\$ -	\$ -	250,681
Total	\$ 250,681	\$ -	\$ -	\$ -	\$ -	250,681

Project financials are displayed as Project-to-Date numbers.

Open Space Projects

FY 2024 Capital Improvement Program

Project Group:	Open Space Grants
Project Name:	McKinney - Wilson Creek Greens Trail
Project Number:	OI18PG31
Major Project:	N/A
Start Date:	2022
Project Status:	Active
Funding Source:	2018 Bond Election



PROJECT DESCRIPTION

McKinney - Wilson Creek Greens Trail. 12' Trail, 5" or 6" concrete.

OPERATIONAL IMPACT

Fund	Current	Projected Impact					Total
	FY 2024	FY 2025	FY 2026	FY 2027	FY 2028	Future	
N/A	\$ -	\$ -	\$ -	\$ -	\$ -	\$ -	\$ -

Impact Notes: All future maintenance is the responsibility of the City. No future cost impact to the County.

FINANCIALS

Expenditure Type	Budget	Actuals	Encumbrances	Requisitions	Total Expenditures	FY 2024 Available Budget
Construction	\$ 250,681	\$ -	\$ -	\$ -	\$ -	\$ 250,681
Total	\$ 250,681	\$ -	\$ -	\$ -	\$ -	\$ 250,681

Project financials are displayed as Project-to-Date numbers.

INTRODUCTION

SELECTION PROCESS

DEBT POLICY

BOND ELECTIONS

OPERATING IMPACTS

FUNDING SUMMARIES

QUICK FACTS

PROJECT SUMMARIES

PROJECT DETAILS

Open Space Projects

FY 2024 Capital Improvement Program

Project Group:	Open Space Grants
Project Name:	Plano - Los Rios Park Trail
Project Number:	OI18PG32
Major Project:	N/A
Start Date:	2022
Project Status:	Active
Funding Source:	2018 Bond Election



PROJECT DESCRIPTION

Plano - Los Rios Park Trail. Concrete trail and bridges.

OPERATIONAL IMPACT

Fund	Current FY 2024	Projected Impact					Total
		FY 2025	FY 2026	FY 2027	FY 2028	Future	
N/A	\$ -	\$ -	\$ -	\$ -	\$ -	\$ -	\$ -

Impact Notes: All future maintenance is the responsibility of the City. No future cost impact to the County.

FINANCIALS

Expenditure Type	Budget	Actuals	Encumbrances	Requisitions	Total Expenditures	FY 2024 Available Budget
Construction	\$ 250,681	\$ -	\$ -	\$ -	\$ -	\$ 250,681
Total	\$ 250,681	\$ -	\$ -	\$ -	\$ -	\$ 250,681

Project financials are displayed as Project-to-Date numbers.

Open Space Projects

FY 2024 Capital Improvement Program

Project Group:	Open Space Grants
Project Name:	Prosper - First St Ped & Bicycle Tunn
Project Number:	OI18PG33
Major Project:	N/A
Start Date:	2022
Project Status:	Active
Funding Source:	2018 Bond Election



PROJECT DESCRIPTION

Prosper - First Street pedestrian and bicycle tunnel and trails. Concrete trail and pedestrian tunnel.

OPERATIONAL IMPACT

Fund	Current FY 2024	Projected Impact					Total
		FY 2025	FY 2026	FY 2027	FY 2028	Future	
N/A	\$ -	\$ -	\$ -	\$ -	\$ -	\$ -	\$ -

Impact Notes: All future maintenance is the responsibility of the City. No future cost impact to the County.

FINANCIALS

Expenditure Type	Budget	Actuals	Encumbrances	Requisitions	Total Expenditures	FY 2024 Available Budget
Construction	\$ 250,681	\$ -	\$ -	\$ -	\$ -	\$ 250,681
Total	\$ 250,681	\$ -	\$ -	\$ -	\$ -	\$ 250,681

Project financials are displayed as Project-to-Date numbers.

Open Space Projects

FY 2024 Capital Improvement Program

Project Group:	Open Space Grants
Project Name:	AL - Watters Trail S Connection
Project Number:	OI18PG34
Major Project:	N/A
Start Date:	2023
Project Status:	Active
Funding Source:	2018 Bond Election



PROJECT DESCRIPTION

City of Allen - Watters Trail South Connection - remove existing and replace 12' wide trail

OPERATIONAL IMPACT

Fund	Current FY 2024	Projected Impact					Total
		FY 2025	FY 2026	FY 2027	FY 2028	Future	
N/A	\$ -	\$ -	\$ -	\$ -	\$ -	\$ -	\$ -

Impact Notes: All future maintenance is the responsibility of the City. No future cost impact to the County.

FINANCIALS

Expenditure Type	Budget	Actuals	Encumbrances	Requisitions	Total Expenditures	FY 2024 Available Budget
Construction	\$ 128,566	\$ -	\$ -	\$ -	\$ -	\$ 128,566
Total	\$ 128,566	\$ -	\$ -	\$ -	\$ -	\$ 128,566

Project financials are displayed as Project-to-Date numbers.

Open Space Projects

FY 2024 Capital Improvement Program

Project Group:	Open Space Grants
Project Name:	BR - Mowry Park
Project Number:	OI18PG35
Major Project:	N/A
Start Date:	2023
Project Status:	Active
Funding Source:	2018 Bond Election



PROJECT DESCRIPTION

City of Blue Ridge - Mowry Park - Design, clearing, excavation of lake, concrete trail, concrete parking lot

OPERATIONAL IMPACT

Fund	Current FY 2024	Projected Impact					Total
		FY 2025	FY 2026	FY 2027	FY 2028	Future	
N/A	\$ -	\$ -	\$ -	\$ -	\$ -	\$ -	\$ -

Impact Notes: All future maintenance is the responsibility of the City. No future cost impact to the County.

FINANCIALS

Expenditure Type	Budget	Actuals	Encumbrances	Requisitions	Total Expenditures	FY 2024 Available Budget
Construction	\$ 200,000	\$ -	\$ -	\$ -	\$ -	\$ 200,000
Total	\$ 200,000	\$ -	\$ -	\$ -	\$ -	\$ 200,000

Project financials are displayed as Project-to-Date numbers.

Open Space Projects

FY 2024 Capital Improvement Program

Project Group:	Open Space Grants
Project Name:	FV - Blackland Prairie Park
Project Number:	OI18PG36
Major Project:	N/A
Start Date:	2023
Project Status:	Active
Funding Source:	2018 Bond Election



PROJECT DESCRIPTION

City of Farmersville - Blackland Prairie Park Acquisition - 50 Acres of Land

OPERATIONAL IMPACT

Fund	Current FY 2024	Projected Impact					Total
		FY 2025	FY 2026	FY 2027	FY 2028	Future	
N/A	\$ -	\$ -	\$ -	\$ -	\$ -	\$ -	\$ -

Impact Notes: All future maintenance is the responsibility of the City. No future cost impact to the County.

FINANCIALS

Expenditure Type	Budget	Actuals	Encumbrances	Requisitions	Total Expenditures	FY 2024 Available Budget
Construction	\$ 850,000	\$ -	\$ -	\$ -	\$ -	\$ 850,000
Total	\$ 850,000	\$ -	\$ -	\$ -	\$ -	\$ 850,000

Project financials are displayed as Project-to-Date numbers.

Open Space Projects

FY 2024 Capital Improvement Program

Project Group:	Open Space Grants
Project Name:	LV - Bear Creek Land Acq
Project Number:	OI18PG37
Major Project:	N/A
Start Date:	2023
Project Status:	Active
Funding Source:	2018 Bond Election



PROJECT DESCRIPTION

City of Lavon - Bear Creek Natural Open Space Corridor Extension Land Acquisition - 43.78 Acres of open space

OPERATIONAL IMPACT

Fund	Current	Projected Impact					Total
	FY 2024	FY 2025	FY 2026	FY 2027	FY 2028	Future	
N/A	\$ -	\$ -	\$ -	\$ -	\$ -	\$ -	\$ -

Impact Notes: All future maintenance is the responsibility of the City. No future cost impact to the County.

FINANCIALS

Expenditure Type	Budget	Actuals	Encumbrances	Requisitions	Total Expenditures	FY 2024 Available Budget
Construction	\$ 375,000	\$ -	\$ -	\$ -	\$ -	\$ 375,000
Total	\$ 375,000	\$ -	\$ -	\$ -	\$ -	\$ 375,000

Project financials are displayed as Project-to-Date numbers.

Open Space Projects

FY 2024 Capital Improvement Program

Project Group:	Open Space Grants
Project Name:	LC - Trinity Trail
Project Number:	OI18PG38
Major Project:	N/A
Start Date:	2023
Project Status:	Active
Funding Source:	2018 Bond Election



PROJECT DESCRIPTION

City of Lucas - Trinity Trail Connect Phase 1 - Mobilization, Granite, weed barrier, clearing, excavation, trail signage, installing material, pre fab landscape edging, design

OPERATIONAL IMPACT

Fund	Current FY 2024	Projected Impact					Total
		FY 2025	FY 2026	FY 2027	FY 2028	Future	
N/A	\$ -	\$ -	\$ -	\$ -	\$ -	\$ -	\$ -

Impact Notes: All future maintenance is the responsibility of the City. No future cost impact to the County.

FINANCIALS

Expenditure Type	Budget	Actuals	Encumbrances	Requisitions	Total Expenditures	FY 2024 Available Budget
Construction	\$ 179,006	\$ -	\$ -	\$ -	\$ -	\$ 179,006
Total	\$ 179,006	\$ -	\$ -	\$ -	\$ -	\$ 179,006

Project financials are displayed as Project-to-Date numbers.

Open Space Projects

FY 2024 Capital Improvement Program

Project Group:	Open Space Grants
Project Name:	PL - Chisholm Trail Ext
Project Number:	OI18PG39
Major Project:	N/A
Start Date:	2023
Project Status:	Active
Funding Source:	2018 Bond Election



PROJECT DESCRIPTION

City of Plano - Chisholm Trail Extension - concrete trail

OPERATIONAL IMPACT

Fund	Current	Projected Impact					Total
	FY 2024	FY 2025	FY 2026	FY 2027	FY 2028	Future	
N/A	\$ -	\$ -	\$ -	\$ -	\$ -	\$ -	\$ -

Impact Notes: All future maintenance is the responsibility of the City. No future cost impact to the County.

FINANCIALS

Expenditure Type	Budget	Actuals	Encumbrances	Requisitions	Total Expenditures	FY 2024 Available Budget
Construction	\$ 267,428	\$ -	\$ -	\$ -	\$ -	\$ 267,428
Total	\$ 267,428	\$ -	\$ -	\$ -	\$ -	\$ 267,428

Project financials are displayed as Project-to-Date numbers.

Open Space Projects

FY 2024 Capital Improvement Program

Project Group:	Outdoor Camp
Project Name:	OUTDOOR CAMP
Project Number:	OI010C
Major Project:	N/A
Start Date:	2001
Project Status:	Active
Funding Source:	2001 Bond Election



PROJECT DESCRIPTION

Collin County has partnered with the YMCA to manage and maintain the camp. The construction of the camp lasted from 2002-2006. Remaining funds are not allocated to any further expansion at this time.

OPERATIONAL IMPACT

Fund	Current FY 2024	Projected Impact					Total
		FY 2025	FY 2026	FY 2027	FY 2028	Future	
N/A	\$ -	\$ -	\$ -	\$ -	\$ -	\$ -	\$ -

Impact Notes: No operational impact. The Adventure Camp is managed and maintained by the YMCA.

FINANCIALS

Expenditure Type	Budget	Actuals	Encumbrances	Requisitions	Total Expenditures	FY 2024 Available Budget
Construction	\$ 21,271,396	\$ 21,270,716	\$ -	\$ -	\$ 21,270,716	\$ 680
Contingency	\$ 167,301	\$ (2,090)	\$ -	\$ -	\$ (2,090)	\$ 169,391
Design	\$ 2,851,727	\$ 2,851,726	\$ -	\$ -	\$ 2,851,726	\$ 1
Equipment	\$ 1,273,717	\$ 1,266,424	\$ 7,290	\$ -	\$ 1,273,714	\$ 3
Land	\$ 1,293,559	\$ 1,293,559	\$ -	\$ -	\$ 1,293,559	\$ (0)
Personnel	\$ 113,846	\$ 113,844	\$ -	\$ -	\$ 113,844	\$ 2
Total	\$ 26,971,546	\$ 26,794,179	\$ 7,290	\$ -	\$ 26,801,469	\$ 170,077

Project financials are displayed as Project-to-Date numbers.

Tax Notes Projects Summaries

Project Name	Project	Budget	Expenditures	Available
Contingency Tax Notes				
BACONTNG	2018 Tax Note Contingency	\$ 517,000	\$ -	\$ 517,000
		\$ 517,000	\$ -	\$ 517,000
Facility Tax Notes				
FI01MP	Admin Services - Master Plan	\$ 1,580,486	\$ 1,531,363	\$ 49,123
FI18LAVNCH	JP/Constable Precinct 2 Bldg	\$ 3,480,000	\$ 3,443,114	\$ 36,886
FI18ME	Medical Examiner Building Expansion	\$ 1,400,000	\$ -	\$ 1,400,000
FI18PLCH	Plano Sub-CH Improvement Renovations	\$ 2,403,000	\$ 2,230,839	\$ 172,161
		\$ 8,863,486	\$ 7,205,316	\$ 1,658,170
Technology Tax Notes				
TI01K0602	County Website Solution	\$ 102,009	\$ -	\$ 102,009
TI03FIN	Financial Reporting System	\$ 12,194,488	\$ 8,331,969	\$ 3,862,519
TI03JUS	Justice System	\$ 15,477,057	\$ 15,392,596	\$ 84,461
TI18ELEC	Elections Equipment and Technology	\$ 10,200,000	\$ 10,083,416	\$ 116,584
		\$ 37,973,554	\$ 33,807,981	\$ 4,165,573
Total Tax Notes Projects		\$ 47,354,040	\$ 41,013,296	\$ 6,340,744

Tax Notes Projects

FY 2024 Capital Improvement Program

Project Group:	Contingency Tax Notes
Project Name:	2018 Tax Note Contingency
Project Number:	BACONTNG
Major Project:	N/A
Start Date:	2018
Project Status:	Active
Funding Source:	2018 Tax Notes



PROJECT DESCRIPTION

Contingency funding set aside for projects sold in the 2018 Tax Notes to cover project over-runs.

OPERATIONAL IMPACT

Fund	Current FY 2024	Projected Impact					Total
		FY 2025	FY 2026	FY 2027	FY 2028	Future	
N/A	\$ -	\$ -	\$ -	\$ -	\$ -	\$ -	\$ -

Impact Notes: Discretionary funding. Not allocated to any specific project at this time. Any operational impact will be identified within the project it is assigned.

FINANCIALS

Expenditure Type	Budget	Actuals	Encumbrances	Requisitions	Total Expenditures	FY 2024 Available Budget
Contingency	\$ 517,000	\$ -	\$ -	\$ -	\$ -	\$ 517,000
Total	\$ 517,000	\$ -	\$ -	\$ -	\$ -	\$ 517,000

Project financials are displayed as Project-to-Date numbers.

Tax Notes Projects

FY 2024 Capital Improvement Program

INTRODUCTION

SELECTION PROCESS

DEBT POLICY

BOND ELECTIONS

OPERATING IMPACTS

FUNDING SUMMARIES

QUICK FACTS

PROJECT SUMMARIES

PROJECT DETAILS

Project Group:	Facility Tax Notes
Project Name:	Admin Services - Master Plan
Project Number:	FI01MP
Major Project:	N/A
Start Date:	2001
Project Status:	Active
Funding Source:	2001 Tax Notes



PROJECT DESCRIPTION

Funding established to develop master planning documents for court facilities and other Collin County properties.

OPERATIONAL IMPACT

Fund	Current FY 2024	Projected Impact					Total
		FY 2025	FY 2026	FY 2027	FY 2028	Future	
N/A	\$ -	\$ -	\$ -	\$ -	\$ -	\$ -	\$ -

Impact Notes: Planning only. No operational impact anticipated.

FINANCIALS


Expenditure Type	Budget	Actuals	Encumbrances	Requisitions	Total Expenditures	FY 2024 Available Budget
Design	\$ 1,580,486	\$ 1,513,804	\$ 17,559	\$ -	\$ 1,531,363	\$ 49,123
Total	\$ 1,580,486	\$ 1,513,804	\$ 17,559	\$ -	\$ 1,531,363	\$ 49,123

Project financials are displayed as Project-to-Date numbers.

Tax Notes Projects

FY 2024 Capital Improvement Program

Project Group:	Facility Tax Notes
Project Name:	JP/Constable Precinct 2 Bldg
Project Number:	F118LAVNCH
Major Project:	N/A
Start Date:	2018
Project Status:	Active
Funding Source:	2018 Tax Notes



PROJECT DESCRIPTION

Acquiring land, constructing, and equipping a facility for Precinct 2 Justice of the Peace and Constable offices.

OPERATIONAL IMPACT

Fund	Current FY 2024	Projected Impact					Total
		FY 2025	FY 2026	FY 2027	FY 2028	Future	
0001 - General Fund	\$ -	\$ -	\$ -	\$ -	\$ -	\$ -	\$ -

Impact Notes: New building is 2,600 square feet larger than current location in Farmersville, TX. The new building was finished in FY 2021 and cost an additional \$3,800 to operate and an additional \$2,400 a year for internet and phone service, however is offset by the savings of \$30,000 in rent each year.

FINANCIALS

Expenditure Type	Budget	Actuals	Encumbrances	Requisitions	Total Expenditures	FY 2024 Available Budget
Construction	\$ 2,483,694	\$ 2,441,601	\$ 14,357	\$ -	\$ 2,455,958	\$ 27,736
Design	\$ 243,490	\$ 234,340	\$ -	\$ -	\$ 234,340	\$ 9,150
Land	\$ 752,817	\$ 752,817	\$ -	\$ -	\$ 752,817	\$ -
Total	\$ 3,480,000	\$ 3,428,757	\$ 14,357	\$ -	\$ 3,443,114	\$ 36,886

Project financials are displayed as Project-to-Date numbers.

Tax Notes Projects

FY 2024 Capital Improvement Program

Project Group:	Facility Tax Notes
Project Name:	Medical Examiner Building Expansion
Project Number:	F118ME
Major Project:	N/A
Start Date:	
Project Status:	Active
Funding Source:	2018 Tax Notes



PROJECT DESCRIPTION

Constructing and equipping an extension to the Collin County Medical Examiner facilities.

OPERATIONAL IMPACT

Fund	Current	Projected Impact					Total
	FY 2024	FY 2025	FY 2026	FY 2027	FY 2028	Future	
N/A	\$ -	\$ -	\$ -	\$ -	\$ -	\$ -	\$ -

Impact Notes: Currently in the planning phase and operational impact is unknown at this time.

FINANCIALS

Expenditure Type	Budget	Actuals	Encumbrances	Requisitions	Total Expenditures	FY 2024 Available Budget
Construction	\$ 1,400,000	\$ -	\$ -	\$ -	\$ -	\$ 1,400,000
Total	\$ 1,400,000	\$ -	\$ -	\$ -	\$ -	\$ 1,400,000

Project financials are displayed as Project-to-Date numbers.

Tax Notes Projects

FY 2024 Capital Improvement Program

Project Group:	Facility Tax Notes
Project Name:	Plano Sub-CH Improvement Renovations
Project Number:	F118PLCH
Major Project:	N/A
Start Date:	2018
Project Status:	Active
Funding Source:	2018 Tax Notes



PROJECT DESCRIPTION

Renovating and construction of County buildings for Tax Office relocation.

OPERATIONAL IMPACT

Fund	Current FY 2024	Projected Impact					Total
		FY 2025	FY 2026	FY 2027	FY 2028	Future	
N/A	\$ -	\$ -	\$ -	\$ -	\$ -	\$ -	\$ -

Impact Notes: No operational impact is expected. Space is 1,600 square feet larger, but the County currently pays for all utilities, maintenance and custodial services for both the old and new space.

FINANCIALS

Expenditure Type	Budget	Actuals	Encumbrances	Requisitions	Total Expenditures	FY 2024 Available Budget
Construction	\$ 2,341,589	\$ 2,169,428	\$ -	\$ -	\$ 2,169,428	\$ 172,161
Equipment	\$ 61,411	\$ 61,410	\$ -	\$ -	\$ 61,410	\$ 1
Total	\$ 2,403,000	\$ 2,230,839	\$ -	\$ -	\$ 2,230,839	\$ 172,161

Project financials are displayed as Project-to-Date numbers.

Tax Notes Projects

FY 2024 Capital Improvement Program

Project Group:	Technology Tax Notes
Project Name:	County Website Solution
Project Number:	T101K0602
Major Project:	N/A
Start Date:	2022
Project Status:	Active
Funding Source:	2001 Tax Notes



PROJECT DESCRIPTION

Replacement of the County External Website.

OPERATIONAL IMPACT

Fund	Current FY 2024	Projected Impact					Total
		FY 2025	FY 2026	FY 2027	FY 2028	Future	
0001 - General Fund	\$ -	\$ 20,000	\$ -	\$ -	\$ -	\$ -	\$ 20,000

Impact Notes: Annual maintenance will be required to maintain the website. Maintenance to begin in year 2 of implementation.

FINANCIALS

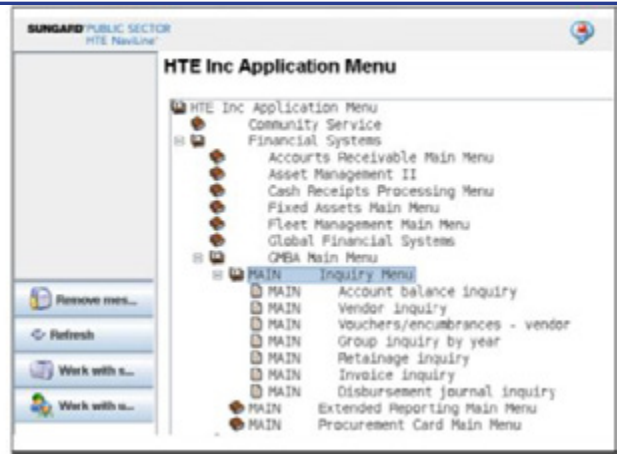
Expenditure Type	Budget	Actuals	Encumbrances	Requisitions	Total Expenditures	FY 2024 Available Budget
Equipment	\$ 102,009	\$ -	\$ -	\$ -	\$ -	\$ 102,009
Total	\$ 102,009	\$ -	\$ -	\$ -	\$ -	\$ 102,009

Project financials are displayed as Project-to-Date numbers.

Tax Notes Projects

FY 2024 Capital Improvement Program

Project Group:	Technology Tax Notes
Project Name:	Financial Reporting System
Project Number:	T103FIN
Major Project:	03FIN
Start Date:	2003
Project Status:	Active
Funding Source:	2003 Tax Notes



PROJECT DESCRIPTION

To acquire and update the county's financial system.

OPERATIONAL IMPACT

Fund	Current FY 2024	Projected Impact					Total
		FY 2025	FY 2026	FY 2027	FY 2028	Future	
0001 - General Fund	\$ 21,915	\$ 24,538	\$ 26,256	\$ 28,093	\$ 30,060	\$ 65,293	\$ 196,155

Impact Notes: Annual maintenance of system included in General Fund annual budget.

FINANCIALS

Expenditure Type	Budget	Actuals	Encumbrances	Requisitions	Total Expenditures	FY 2024 Available Budget
Contingency	\$ 2,885,157	\$ -	\$ -	\$ -	\$ -	\$ 2,885,157
Design	\$ 3,930,778	\$ 3,002,139	\$ 451,382	\$ -	\$ 3,453,521	\$ 477,257
Equipment	\$ 4,875,358	\$ 4,412,122	\$ 36,464	\$ -	\$ 4,448,586	\$ 426,772
Personnel	\$ 100,597	\$ 100,596	\$ -	\$ -	\$ 100,596	\$ 1
Training	\$ 402,598	\$ 321,046	\$ 8,220	\$ -	\$ 329,266	\$ 73,332
Total	\$ 12,194,488	\$ 7,835,903	\$ 496,066	\$ -	\$ 8,331,969	\$ 3,862,519

Project financials are displayed as Project-to-Date numbers.

Tax Notes Projects

FY 2024 Capital Improvement Program

Project Group:	Technology Tax Notes
Project Name:	Justice System
Project Number:	T103JUS
Major Project:	03JUS
Start Date:	2003
Project Status:	Active
Funding Source:	2003 Tax Notes



PROJECT DESCRIPTION

To provide an integrated court management information system to enhance Collin County operations and allow sharing of court-related data with other counties in a consistent format.

OPERATIONAL IMPACT

Fund	Current	Projected Impact					Total
	FY 2024	FY 2025	FY 2026	FY 2027	FY 2028	Future	
0001 - General Fund	\$ 26,184	\$ 27,755	\$ 28,588	\$ 29,445	\$ 30,329	\$ 63,414	\$ 205,715

Impact Notes: Annual maintenance of system included in General Fund annual budget.

FINANCIALS

Expenditure Type	Budget	Actuals	Encumbrances	Requisitions	Total Expenditures	FY 2024 Available Budget
Construction	\$ 1,056	\$ 1,056	\$ -	\$ -	\$ 1,056	\$ -
Contingency	\$ 3,479	\$ 3,479	\$ -	\$ -	\$ 3,479	\$ -
Design	\$ 4,361,690	\$ 4,160,146	\$ 200,961	\$ -	\$ 4,361,108	\$ 582
Equipment	\$ 10,808,114	\$ 10,665,119	\$ 59,118	\$ -	\$ 10,724,237	\$ 83,877
Personnel	\$ 66,782	\$ 66,781	\$ -	\$ -	\$ 66,781	\$ 1
Training	\$ 235,936	\$ 235,935	\$ -	\$ -	\$ 235,935	\$ 1
Total	\$ 15,477,057	\$ 15,132,517	\$ 260,079	\$ -	\$ 15,392,596	\$ 84,461

Project financials are displayed as Project-to-Date numbers.

INTRODUCTION
SELECTION PROCESS
DEBT POLICY
BOND ELECTIONS
OPERATING IMPACTS
FUNDING SUMMARIES
QUICK FACTS
PROJECT SUMMARIES
PROJECT DETAILS

Tax Notes Projects

FY 2024 Capital Improvement Program

Project Group:	Technology Tax Notes
Project Name:	Elections Equipment and Technology
Project Number:	T118ELEC
Major Project:	N/A
Start Date:	2018
Project Status:	Active
Funding Source:	2018 Tax Notes



PROJECT DESCRIPTION

Acquiring election equipment for the Collin County Elections Department.

OPERATIONAL IMPACT

Fund	Current FY 2024	Projected Impact					Total
		FY 2025	FY 2026	FY 2027	FY 2028	Future	
0001 - General Fund	\$ 16,321	\$ 17,301	\$ 17,820	\$ 18,354	\$ 18,905	\$ 39,528	\$ 128,228

Impact Notes: Maintenance on the new system is 86% higher than the old system. New system requires thermal paper and in FY 2020 \$90,000 was added to Elections maintenance and operations budget for the expense.

FINANCIALS

Expenditure Type	Budget	Actuals	Encumbrances	Requisitions	Total Expenditures	FY 2024 Available Budget
Equipment	\$ 10,200,000	\$ 10,083,416	\$ -	\$ -	\$ 10,083,416	\$ 116,584
Total	\$ 10,200,000	\$ 10,083,416	\$ -	\$ -	\$ 10,083,416	\$ 116,584

Project financials are displayed as Project-to-Date numbers.