


Summary Results Report
General and Special Election
November 4, 2025

UNOFFICIAL RESULTS
91 of 91 Vote Centers Reporting
Collin County

Statistics	TOTAL	Ballots By Mail	Early Voting	Election Day
Registered Voters - Total	742,114			
Ballots Cast - Total	117,510	1,516	56,982	59,012
Voter Turnout - Total	15.83%			



Collin County Seal
Watermark Seal for Collin County.
Collin County Government

Summary Results Report
General and Special Election
November 4, 2025

UNOFFICIAL RESULTS
91 of 91 Vote Centers Reporting
Collin County

Proposition 1 – State of Texas

Vote For 1

	TOTAL	VOTE %		Ballots By Mail	Early Voting	Election Day
For	82,553	71.12%	<div><div></div></div>	1,128	40,038	41,387
Against	33,525	28.88%	<div><div></div></div>	360	16,307	16,858
Total Votes Cast	116,078	100.00%	<div><div></div></div>	1,488	56,345	58,245
Overvotes	65			0	28	37
Undervotes	1,367			28	609	730
Contest Totals	117,510			1,516	56,982	59,012

Proposition 2 – State of Texas

Vote For 1

	TOTAL	VOTE %		Ballots By Mail	Early Voting	Election Day
For	77,788	66.70%	<div><div></div></div>	1,151	38,993	37,644
Against	38,844	33.30%	<div><div></div></div>	355	17,608	20,881
Total Votes Cast	116,632	100.00%	<div><div></div></div>	1,506	56,601	58,525
Overvotes	78			1	28	49
Undervotes	800			9	353	438
Contest Totals	117,510			1,516	56,982	59,012

Proposition 3 – State of Texas

Vote For 1

	TOTAL	VOTE %		Ballots By Mail	Early Voting	Election Day
For	66,338	57.06%	<div><div></div></div>	1,033	33,717	31,588
Against	49,927	42.94%	<div><div></div></div>	468	22,717	26,742
Total Votes Cast	116,265	100.00%	<div><div></div></div>	1,501	56,434	58,330
Overvotes	56			0	20	36
Undervotes	1,189			15	528	646
Contest Totals	117,510			1,516	56,982	59,012

Proposition 4 – State of Texas

Vote For 1

	TOTAL	VOTE %		Ballots By Mail	Early Voting	Election Day
For	85,981	74.14%	<div><div></div></div>	1,250	42,340	42,391
Against	29,995	25.86%	<div><div></div></div>	252	13,965	15,778
Total Votes Cast	115,976	100.00%	<div><div></div></div>	1,502	56,305	58,169
Overvotes	57			0	28	29
Undervotes	1,477			14	649	814
Contest Totals	117,510			1,516	56,982	59,012

Summary Results Report
General and Special Election
November 4, 2025

UNOFFICIAL RESULTS
91 of 91 Vote Centers Reporting
Collin County

Proposition 5 – State of Texas

Vote For 1

	TOTAL	VOTE %		Ballots By Mail	Early Voting	Election Day
For	79,488	69.32%	<div><div></div></div>	1,038	39,391	39,059
Against	35,183	30.68%	<div><div></div></div>	418	16,345	18,420
Total Votes Cast	114,671	100.00%	<div><div></div></div>	1,456	55,736	57,479
Overvotes	46			0	17	29
Undervotes	2,793			60	1,229	1,504
Contest Totals	117,510			1,516	56,982	59,012

Proposition 6 – State of Texas

Vote For 1

	TOTAL	VOTE %		Ballots By Mail	Early Voting	Election Day
For	64,546	56.30%	<div><div></div></div>	912	32,768	30,866
Against	50,095	43.70%	<div><div></div></div>	552	22,934	26,609
Total Votes Cast	114,641	100.00%	<div><div></div></div>	1,464	55,702	57,475
Overvotes	52			0	21	31
Undervotes	2,817			52	1,259	1,506
Contest Totals	117,510			1,516	56,982	59,012

Proposition 7 – State of Texas

Vote For 1

	TOTAL	VOTE %		Ballots By Mail	Early Voting	Election Day
For	102,691	88.21%	<div><div></div></div>	1,391	50,190	51,110
Against	13,722	11.79%	<div><div></div></div>	111	6,312	7,299
Total Votes Cast	116,413	100.00%	<div><div></div></div>	1,502	56,502	58,409
Overvotes	46			0	16	30
Undervotes	1,051			14	464	573
Contest Totals	117,510			1,516	56,982	59,012

Proposition 8 – State of Texas

Vote For 1

	TOTAL	VOTE %		Ballots By Mail	Early Voting	Election Day
For	84,070	72.05%	<div><div></div></div>	1,214	41,580	41,276
Against	32,615	27.95%	<div><div></div></div>	292	15,030	17,293
Total Votes Cast	116,685	100.00%	<div><div></div></div>	1,506	56,610	58,569
Overvotes	48			0	16	32
Undervotes	777			10	356	411
Contest Totals	117,510			1,516	56,982	59,012

Summary Results Report
General and Special Election
November 4, 2025

UNOFFICIAL RESULTS
91 of 91 Vote Centers Reporting
Collin County

Proposition 9 – State of Texas

Vote For 1

	TOTAL	VOTE %		Ballots By Mail	Early Voting	Election Day
For	80,735	69.96%	<div><div></div></div>	1,029	39,916	39,790
Against	34,659	30.04%	<div><div></div></div>	447	16,149	18,063
Total Votes Cast	115,394	100.00%	<div><div></div></div>	1,476	56,065	57,853
Overvotes	45			0	25	20
Undervotes	2,071			40	892	1,139
Contest Totals	117,510			1,516	56,982	59,012

Proposition 10 – State of Texas

Vote For 1

	TOTAL	VOTE %		Ballots By Mail	Early Voting	Election Day
For	104,902	90.18%	<div><div></div></div>	1,337	51,052	52,513
Against	11,426	9.82%	<div><div></div></div>	159	5,429	5,838
Total Votes Cast	116,328	100.00%	<div><div></div></div>	1,496	56,481	58,351
Overvotes	37			0	18	19
Undervotes	1,145			20	483	642
Contest Totals	117,510			1,516	56,982	59,012

Proposition 11 – State of Texas

Vote For 1

	TOTAL	VOTE %		Ballots By Mail	Early Voting	Election Day
For	93,840	80.49%	<div><div></div></div>	1,295	46,616	45,929
Against	22,743	19.51%	<div><div></div></div>	210	10,002	12,531
Total Votes Cast	116,583	100.00%	<div><div></div></div>	1,505	56,618	58,460
Overvotes	77			0	33	44
Undervotes	850			11	331	508
Contest Totals	117,510			1,516	56,982	59,012

Proposition 12 – State of Texas

Vote For 1




	TOTAL	VOTE %		Ballots By Mail	Early Voting	Election Day
For	67,036	58.20%	<div><div></div></div>	931	33,108	32,997
Against	48,138	41.80%	<div><div></div></div>	556	22,856	24,726
Total Votes Cast	115,174	100.00%	<div><div></div></div>	1,487	55,964	57,723
Overvotes	35			2	16	17
Undervotes	2,301			27	1,002	1,272
Contest Totals	117,510			1,516	56,982	59,012

Summary Results Report
General and Special Election
November 4, 2025

UNOFFICIAL RESULTS
91 of 91 Vote Centers Reporting
Collin County




Proposition 13 – State of Texas

Vote For 1

	TOTAL	VOTE %		Ballots By Mail	Early Voting	Election Day
For	99,027	84.82%		1,336	49,278	48,413
Against	17,727	15.18%		169	7,435	10,123
Total Votes Cast	116,754	100.00%		1,505	56,713	58,536
Overvotes	52			0	13	39
Undervotes	704			11	256	437
Contest Totals	117,510			1,516	56,982	59,012




Proposition 14 – State of Texas

Vote For 1

	TOTAL	VOTE %		Ballots By Mail	Early Voting	Election Day
For	80,130	69.02%		1,187	38,929	40,014
Against	35,962	30.98%		313	17,406	18,243
Total Votes Cast	116,092	100.00%		1,500	56,335	58,257
Overvotes	57			0	25	32
Undervotes	1,361			16	622	723
Contest Totals	117,510			1,516	56,982	59,012




Proposition 15 – State of Texas

Vote For 1

	TOTAL	VOTE %		Ballots By Mail	Early Voting	Election Day
For	76,996	66.21%		1,051	37,545	38,400
Against	39,297	33.79%		433	18,859	20,005
Total Votes Cast	116,293	100.00%		1,484	56,404	58,405
Overvotes	54			0	24	30
Undervotes	1,163			32	554	577
Contest Totals	117,510			1,516	56,982	59,012

Proposition 16 – State of Texas

Vote For 1

	TOTAL	VOTE %		Ballots By Mail	Early Voting	Election Day
For	79,953	68.60%		1,150	39,755	39,048
Against	36,592	31.40%		351	16,779	19,462
Total Votes Cast	116,545	100.00%		1,501	56,534	58,510
Overvotes	48			0	20	28
Undervotes	917			15	428	474
Contest Totals	117,510			1,516	56,982	59,012

Summary Results Report
General and Special Election
November 4, 2025

UNOFFICIAL RESULTS
91 of 91 Vote Centers Reporting
Collin County

Proposition 17 – State of Texas

Vote For 1

	TOTAL	VOTE %		Ballots By Mail	Early Voting	Election Day
For	65,719	57.16%	<div><div></div></div>	932	33,607	31,180
Against	49,264	42.84%	<div><div></div></div>	529	22,321	26,414
Total Votes Cast	114,983	100.00%	<div><div></div></div>	1,461	55,928	57,594
Overvotes	38			1	15	22
Undervotes	2,489			54	1,039	1,396
Contest Totals	117,510			1,516	56,982	59,012

Proposition – Collin County ESD, No. 1

Vote For 1

	TOTAL	VOTE %		Ballots By Mail	Early Voting	Election Day
For	6,594	72.57%	<div><div></div></div>	34	3,365	3,195
Against	2,492	27.43%	<div><div></div></div>	7	1,134	1,351
Total Votes Cast	9,086	100.00%	<div><div></div></div>	41	4,499	4,546
Overvotes	1			0	0	1
Undervotes	153			6	64	83
Contest Totals	9,240			47	4,563	4,630

Proposition A – City of Anna

Vote For 1

	TOTAL	VOTE %		Ballots By Mail	Early Voting	Election Day
For	1,649	85.80%	<div><div></div></div>	15	641	993
Against	273	14.20%	<div><div></div></div>	2	112	159
Total Votes Cast	1,922	100.00%	<div><div></div></div>	17	753	1,152
Overvotes	2			0	2	0
Undervotes	32			0	14	18
Contest Totals	1,956			17	769	1,170

Proposition B – City of Anna

Vote For 1




	TOTAL	VOTE %		Ballots By Mail	Early Voting	Election Day
For	1,725	91.22%	<div><div></div></div>	14	685	1,026
Against	166	8.78%	<div><div></div></div>	3	59	104
Total Votes Cast	1,891	100.00%	<div><div></div></div>	17	744	1,130
Overvotes	0			0	0	0
Undervotes	65			0	25	40
Contest Totals	1,956			17	769	1,170

Summary Results Report
General and Special Election
November 4, 2025

UNOFFICIAL RESULTS
91 of 91 Vote Centers Reporting
Collin County




Proposition C – City of Anna

Vote For 1

	TOTAL	VOTE %		Ballots By Mail	Early Voting	Election Day
For	740	38.89%		7	322	411
Against	1,163	61.11%		10	426	727
Total Votes Cast	1,903	100.00%		17	748	1,138
Overvotes	1			0	0	1
Undervotes	52			0	21	31
Contest Totals	1,956			17	769	1,170




Proposition D – City of Anna

Vote For 1

	TOTAL	VOTE %		Ballots By Mail	Early Voting	Election Day
For	1,872	97.10%		16	743	1,113
Against	56	2.90%		1	14	41
Total Votes Cast	1,928	100.00%		17	757	1,154
Overvotes	0			0	0	0
Undervotes	28			0	12	16
Contest Totals	1,956			17	769	1,170




Proposition E – City of Anna

Vote For 1

	TOTAL	VOTE %		Ballots By Mail	Early Voting	Election Day
For	983	51.68%		12	413	558
Against	919	48.32%		5	336	578
Total Votes Cast	1,902	100.00%		17	749	1,136
Overvotes	0			0	0	0
Undervotes	54			0	20	34
Contest Totals	1,956			17	769	1,170

Proposition F – City of Anna

Vote For 1

	TOTAL	VOTE %		Ballots By Mail	Early Voting	Election Day
For	1,546	81.28%		10	634	902
Against	356	18.72%		6	109	241
Total Votes Cast	1,902	100.00%		16	743	1,143
Overvotes	1			0	1	0
Undervotes	53			1	25	27
Contest Totals	1,956			17	769	1,170

Summary Results Report
General and Special Election
November 4, 2025

UNOFFICIAL RESULTS
91 of 91 Vote Centers Reporting
Collin County

Proposition G – City of Anna

Vote For 1

	TOTAL	VOTE %		Ballots By Mail	Early Voting	Election Day
For	1,504	78.95%	<div><div></div></div>	10	611	883
Against	401	21.05%	<div><div></div></div>	7	139	255
Total Votes Cast	1,905	100.00%	<div><div></div></div>	17	750	1,138
Overvotes	1			0	1	0
Undervotes	50			0	18	32
Contest Totals	1,956			17	769	1,170

Proposition H – City of Anna

Vote For 1

	TOTAL	VOTE %		Ballots By Mail	Early Voting	Election Day
For	616	32.29%	<div><div></div></div>	6	273	337
Against	1,292	67.71%	<div><div></div></div>	11	475	806
Total Votes Cast	1,908	100.00%	<div><div></div></div>	17	748	1,143
Overvotes	0			0	0	0
Undervotes	48			0	21	27
Contest Totals	1,956			17	769	1,170

Proposition I – City of Anna

Vote For 1

	TOTAL	VOTE %		Ballots By Mail	Early Voting	Election Day
For	1,483	79.39%	<div><div></div></div>	14	592	877
Against	385	20.61%	<div><div></div></div>	3	143	239
Total Votes Cast	1,868	100.00%	<div><div></div></div>	17	735	1,116
Overvotes	0			0	0	0
Undervotes	88			0	34	54
Contest Totals	1,956			17	769	1,170

Proposition J – City of Anna

Vote For 1

	TOTAL	VOTE %		Ballots By Mail	Early Voting	Election Day
For	1,851	96.41%	<div><div></div></div>	15	728	1,108
Against	69	3.59%	<div><div></div></div>	1	22	46
Total Votes Cast	1,920	100.00%	<div><div></div></div>	16	750	1,154
Overvotes	1			0	1	0
Undervotes	35			1	18	16
Contest Totals	1,956			17	769	1,170

Summary Results Report
General and Special Election
November 4, 2025

UNOFFICIAL RESULTS
91 of 91 Vote Centers Reporting
Collin County

Proposition K – City of Anna

Vote For 1

	TOTAL	VOTE %		Ballots By Mail	Early Voting	Election Day
For	548	28.84%		5	236	307
Against	1,352	71.16%		11	509	832
Total Votes Cast	1,900	100.00%		16	745	1,139
Overvotes	1			0	0	1
Undervotes	55			1	24	30
Contest Totals	1,956			17	769	1,170

Proposition L – City of Anna

Vote For 1

	TOTAL	VOTE %		Ballots By Mail	Early Voting	Election Day
For	1,451	76.65%		13	580	858
Against	442	23.35%		4	164	274
Total Votes Cast	1,893	100.00%		17	744	1,132
Overvotes	1			0	1	0
Undervotes	62			0	24	38
Contest Totals	1,956			17	769	1,170

Proposition M – City of Anna

Vote For 1

	TOTAL	VOTE %		Ballots By Mail	Early Voting	Election Day
For	1,694	89.96%		14	666	1,014
Against	189	10.04%		3	74	112
Total Votes Cast	1,883	100.00%		17	740	1,126
Overvotes	1			0	0	1
Undervotes	72			0	29	43
Contest Totals	1,956			17	769	1,170

Proposition N – City of Anna

Vote For 1

	TOTAL	VOTE %		Ballots By Mail	Early Voting	Election Day
For	642	34.53%		7	286	349
Against	1,217	65.47%		9	448	760
Total Votes Cast	1,859	100.00%		16	734	1,109
Overvotes	1			0	0	1
Undervotes	96			1	35	60
Contest Totals	1,956			17	769	1,170

Summary Results Report
General and Special Election
November 4, 2025

UNOFFICIAL RESULTS
91 of 91 Vote Centers Reporting
Collin County

Proposition O – City of Anna

Vote For 1

	TOTAL	VOTE %		Ballots By Mail	Early Voting	Election Day
For	1,796	94.08%		16	714	1,066
Against	113	5.92%		1	41	71
Total Votes Cast	1,909	100.00%		17	755	1,137
Overvotes	0			0	0	0
Undervotes	47			0	14	33
Contest Totals	1,956			17	769	1,170

Proposition P – City of Anna

Vote For 1

	TOTAL	VOTE %		Ballots By Mail	Early Voting	Election Day
For	603	32.01%		6	245	352
Against	1,281	67.99%		10	497	774
Total Votes Cast	1,884	100.00%		16	742	1,126
Overvotes	2			0	0	2
Undervotes	70			1	27	42
Contest Totals	1,956			17	769	1,170

Proposition Q – City of Anna

Vote For 1

	TOTAL	VOTE %		Ballots By Mail	Early Voting	Election Day
For	440	23.71%		2	204	234
Against	1,416	76.29%		14	529	873
Total Votes Cast	1,856	100.00%		16	733	1,107
Overvotes	1			0	0	1
Undervotes	99			1	36	62
Contest Totals	1,956			17	769	1,170

Proposition R – City of Anna

Vote For 1




	TOTAL	VOTE %		Ballots By Mail	Early Voting	Election Day
For	1,740	92.06%		12	694	1,034
Against	150	7.94%		3	53	94
Total Votes Cast	1,890	100.00%		15	747	1,128
Overvotes	0			0	0	0
Undervotes	66			2	22	42
Contest Totals	1,956			17	769	1,170

Summary Results Report
General and Special Election
November 4, 2025

UNOFFICIAL RESULTS
91 of 91 Vote Centers Reporting
Collin County



Proposition S – City of Anna

Vote For 1

	TOTAL	VOTE %		Ballots By Mail	Early Voting	Election Day
For	1,802	93.56%		16	709	1,077
Against	124	6.44%		1	47	76
Total Votes Cast	1,926	100.00%		17	756	1,153
Overvotes	0			0	0	0
Undervotes	30			0	13	17
Contest Totals	1,956			17	769	1,170






Mayor – Town of Weston

Vote For 1

	TOTAL	VOTE %		Ballots By Mail	Early Voting	Election Day
Matt Marchiori	123	100.00%		0	34	89
Total Votes Cast	123	100.00%		0	34	89
Overvotes	0			0	0	0
Undervotes	26			0	3	23
Contest Totals	149			0	37	112




Alderman – Town of Weston

Vote For 2

	TOTAL	VOTE %		Ballots By Mail	Early Voting	Election Day
Brian M Roach	110	43.65%		0	30	80
Patti Harrington	65	25.79%		0	15	50
Crissy Hinojosa-Wilson	58	23.02%		0	12	46
John Yang	19	7.54%		0	7	12
Total Votes Cast	252	100.00%		0	64	188
Overvotes	0			0	0	0
Undervotes	46			0	10	36
Contest Totals	298			0	74	224

Alderman, Place 1 – City of Josephine

Vote For 1

	TOTAL	VOTE %		Ballots By Mail	Early Voting	Election Day
Doug Ewing	165	47.41%		1	85	79
April Aurand	183	52.59%		0	108	75
Total Votes Cast	348	100.00%		1	193	154
Overvotes	0			0	0	0
Undervotes	15			0	10	5
Contest Totals	363			1	203	159

Summary Results Report
General and Special Election
November 4, 2025

UNOFFICIAL RESULTS
91 of 91 Vote Centers Reporting
Collin County

Alderman, Place 2 – City of Josephine

Vote For 1

	TOTAL	VOTE %		Ballots By Mail	Early Voting	Election Day
Brad Ahlfinger	145	41.67%	<div><div></div></div>	1	74	70
Jane Ridgway	203	58.33%	<div><div></div></div>	0	119	84
Total Votes Cast	348	100.00%	<div><div></div></div>	1	193	154
Overvotes	0			0	0	0
Undervotes	15			0	10	5
Contest Totals	363			1	203	159

Alderman, Place 4 – City of Josephine

Vote For 1

	TOTAL	VOTE %		Ballots By Mail	Early Voting	Election Day
Kenny McCarty	145	41.91%	<div><div></div></div>	1	71	73
Pamela Sardo	201	58.09%	<div><div></div></div>	0	123	78
Total Votes Cast	346	100.00%	<div><div></div></div>	1	194	151
Overvotes	0			0	0	0
Undervotes	17			0	9	8
Contest Totals	363			1	203	159

Mayor – City of Lavon

Vote For 1

	TOTAL	VOTE %		Ballots By Mail	Early Voting	Election Day
Vicki L Sanson	590	54.23%	<div><div></div></div>	0	322	268
Joshua Murray	498	45.77%	<div><div></div></div>	0	234	264
Total Votes Cast	1,088	100.00%	<div><div></div></div>	0	556	532
Overvotes	0			0	0	0
Undervotes	49			0	15	34
Contest Totals	1,137			0	571	566

City Council, Place 2 – City of Lavon

Vote For 1

	TOTAL	VOTE %		Ballots By Mail	Early Voting	Election Day
Mike Cook	864	100.00%	<div><div></div></div>	0	455	409
Total Votes Cast	864	100.00%	<div><div></div></div>	0	455	409
Overvotes	0			0	0	0
Undervotes	273			0	116	157
Contest Totals	1,137			0	571	566

City Council, Place 4 – City of Lavon

Vote For 1

	TOTAL	VOTE %		Ballots By Mail	Early Voting	Election Day
Ted Dill	319	32.79%	<div><div></div></div>	0	171	148
Rachel K Dumas	654	67.21%	<div><div></div></div>	0	329	325
Total Votes Cast	973	100.00%	<div><div></div></div>	0	500	473
Overvotes	0			0	0	0
Undervotes	164			0	71	93
Contest Totals	1,137			0	571	566

Summary Results Report
General and Special Election
November 4, 2025

UNOFFICIAL RESULTS
91 of 91 Vote Centers Reporting
Collin County

Mayor – City of Lowry Crossing

Vote For 1

	TOTAL	VOTE %		Ballots By Mail	Early Voting	Election Day
Pat Kelly	209	54.43%	<div><div></div></div>	5	95	109
Sally Cooper	175	45.57%	<div><div></div></div>	2	93	80
Total Votes Cast	384	100.00%	<div><div></div></div>	7	188	189
Overvotes	0			0	0	0
Undervotes	19			0	9	10
Contest Totals	403			7	197	199

City Council, Ward 1 – City of Lowry Crossing

Vote For 2

	TOTAL	VOTE %		Ballots By Mail	Early Voting	Election Day
Scott Pitchure	51	49.04%	<div><div></div></div>	2	19	30
Chris Madrid	53	50.96%	<div><div></div></div>	3	27	23
Total Votes Cast	104	100.00%	<div><div></div></div>	5	46	53
Overvotes	0			0	0	0
Undervotes	88			3	30	55
Contest Totals	192			8	76	108

City Council, Ward 2 – City of Lowry Crossing

Vote For 2

	TOTAL	VOTE %		Ballots By Mail	Early Voting	Election Day
Tammy Hodges	83	59.29%	<div><div></div></div>	1	52	30
Agur Rios	57	40.71%	<div><div></div></div>	0	35	22
Total Votes Cast	140	100.00%	<div><div></div></div>	1	87	52
Overvotes	0			0	0	0
Undervotes	144			1	81	62
Contest Totals	284			2	168	114

City Council, Ward 3 – City of Lowry Crossing

Vote For 2

	TOTAL	VOTE %		Ballots By Mail	Early Voting	Election Day
Eusebio (Joe) Trujillo III	104	63.41%	<div><div></div></div>	2	51	51
Cindy Cash	60	36.59%	<div><div></div></div>	2	30	28
Total Votes Cast	164	100.00%	<div><div></div></div>	4	81	79
Overvotes	0			0	0	0
Undervotes	136			0	53	83
Contest Totals	300			4	134	162

City Council, Ward 4 – City of Lowry Crossing

Vote For 1




	TOTAL	VOTE %		Ballots By Mail	Early Voting	Election Day
Ollie Simpson	13	100.00%	<div><div></div></div>	0	6	7
Total Votes Cast	13	100.00%	<div><div></div></div>	0	6	7
Overvotes	0			0	0	0
Undervotes	2			0	2	0
Contest Totals	15			0	8	7

Summary Results Report
General and Special Election
November 4, 2025

UNOFFICIAL RESULTS
91 of 91 Vote Centers Reporting
Collin County




Proposition A – Town of Prosper

Vote For 1

	TOTAL	VOTE %		Ballots By Mail	Early Voting	Election Day
For	1,952	59.30%		14	1,086	852
Against	1,340	40.70%		3	549	788
Total Votes Cast	3,292	100.00%		17	1,635	1,640
Overvotes	4			0	1	3
Undervotes	24			0	7	17
Contest Totals	3,320			17	1,643	1,660




Proposition B – Town of Prosper

Vote For 1

	TOTAL	VOTE %		Ballots By Mail	Early Voting	Election Day
For	1,577	48.04%		13	872	692
Against	1,706	51.96%		4	756	946
Total Votes Cast	3,283	100.00%		17	1,628	1,638
Overvotes	1			0	0	1
Undervotes	36			0	15	21
Contest Totals	3,320			17	1,643	1,660




Proposition C – Town of Prosper

Vote For 1

	TOTAL	VOTE %		Ballots By Mail	Early Voting	Election Day
For	1,386	42.28%		7	737	642
Against	1,892	57.72%		10	888	994
Total Votes Cast	3,278	100.00%		17	1,625	1,636
Overvotes	1			0	0	1
Undervotes	41			0	18	23
Contest Totals	3,320			17	1,643	1,660

Proposition D – Town of Prosper

Vote For 1

	TOTAL	VOTE %		Ballots By Mail	Early Voting	Election Day
For	1,603	48.87%		13	865	725
Against	1,677	51.13%		4	759	914
Total Votes Cast	3,280	100.00%		17	1,624	1,639
Overvotes	1			0	1	0
Undervotes	39			0	18	21
Contest Totals	3,320			17	1,643	1,660

Summary Results Report
General and Special Election
November 4, 2025

UNOFFICIAL RESULTS
91 of 91 Vote Centers Reporting
Collin County

Proposition E – Town of Prosper

Vote For 1

	TOTAL	VOTE %		Ballots By Mail	Early Voting	Election Day
For	1,537	46.95%	<div><div></div></div>	15	852	670
Against	1,737	53.05%	<div><div></div></div>	2	770	965
Total Votes Cast	3,274	100.00%	<div><div></div></div>	17	1,622	1,635
Overvotes	3			0	2	1
Undervotes	43			0	19	24
Contest Totals	3,320			17	1,643	1,660

Proposition F – Town of Prosper

Vote For 1

	TOTAL	VOTE %		Ballots By Mail	Early Voting	Election Day
For	1,730	52.74%	<div><div></div></div>	12	923	795
Against	1,550	47.26%	<div><div></div></div>	5	703	842
Total Votes Cast	3,280	100.00%	<div><div></div></div>	17	1,626	1,637
Overvotes	2			0	1	1
Undervotes	38			0	16	22
Contest Totals	3,320			17	1,643	1,660

Proposition A – Bland ISD

Vote For 1

	TOTAL	VOTE %		Ballots By Mail	Early Voting	Election Day
For	35	62.50%	<div><div></div></div>	0	17	18
Against	21	37.50%	<div><div></div></div>	0	10	11
Total Votes Cast	56	100.00%	<div><div></div></div>	0	27	29
Overvotes	0			0	0	0
Undervotes	2			0	1	1
Contest Totals	58			0	28	30

Proposition B – Bland ISD

Vote For 1

	TOTAL	VOTE %		Ballots By Mail	Early Voting	Election Day
For	28	50.00%	<div><div></div></div>	0	13	15
Against	28	50.00%	<div><div></div></div>	0	14	14
Total Votes Cast	56	100.00%	<div><div></div></div>	0	27	29
Overvotes	0			0	0	0
Undervotes	2			0	1	1
Contest Totals	58			0	28	30

Summary Results Report
General and Special Election
November 4, 2025

UNOFFICIAL RESULTS
91 of 91 Vote Centers Reporting
Collin County

For School Trustees – Princeton ISD

Vote For 2

	TOTAL	VOTE %		Ballots By Mail	Early Voting	Election Day
Sam Nevarez	189	3.28%	<div><div></div></div>	2	77	110
Sonia Ledezma	1,431	24.80%	<div><div></div></div>	5	724	702
Charlotte Wilson	553	9.58%	<div><div></div></div>	7	284	262
John Campbell	1,208	20.94%	<div><div></div></div>	9	597	602
Julia Schmoker	1,077	18.67%	<div><div></div></div>	6	539	532
Melissa Ait Belaid	1,144	19.83%	<div><div></div></div>	6	467	671
Kay McLaughlin	168	2.91%	<div><div></div></div>	0	97	71
Total Votes Cast	5,770	100.00%	<div><div></div></div>	35	2,785	2,950
Overvotes	56			0	34	22
Undervotes	1,544			3	693	848
Contest Totals	7,370			38	3,512	3,820

Proposition A – Rockwall ISD

Vote For 1

	TOTAL	VOTE %		Ballots By Mail	Early Voting	Election Day
For	0	0.00%	<div><div></div></div>	0	0	0
Against	1	100.00%	<div><div></div></div>	0	0	1
Total Votes Cast	1	100.00%	<div><div></div></div>	0	0	1
Overvotes	0			0	0	0
Undervotes	0			0	0	0
Contest Totals	1			0	0	1

Proposition A – Van Alstyne ISD

Vote For 1

	TOTAL	VOTE %		Ballots By Mail	Early Voting	Election Day
For	49	37.69%	<div><div></div></div>	0	35	14
Against	81	62.31%	<div><div></div></div>	0	39	42
Total Votes Cast	130	100.00%	<div><div></div></div>	0	74	56
Overvotes	0			0	0	0
Undervotes	1			0	0	1
Contest Totals	131			0	74	57

Collin County seal
Watermark Seal for Collin County.
Collin County Government

Proposition A – Seven Springs MUD

Vote For 1

	TOTAL	VOTE %		Ballots By Mail	Early Voting	Election Day
For	1	100.00%	<div><div></div></div>	0	0	1
Against	0	0.00%	<div><div></div></div>	0	0	0
Total Votes Cast	1	100.00%	<div><div></div></div>	0	0	1
Overvotes	0			0	0	0
Undervotes	0			0	0	0
Contest Totals	1			0	0	1

Summary Results Report
General and Special Election
November 4, 2025

UNOFFICIAL RESULTS
91 of 91 Vote Centers Reporting
Collin County

Directors – Seven Springs MUD

Vote For 5

	TOTAL	VOTE %		Ballots By Mail	Early Voting	Election Day
Ryder Byrne	1	20.00%	<div><div></div></div>	0	0	1
Joey Tyner	1	20.00%	<div><div></div></div>	0	0	1
Spencer Weber	1	20.00%	<div><div></div></div>	0	0	1
Christina Adamson	1	20.00%	<div><div></div></div>	0	0	1
Brittan Chrisman	1	20.00%	<div><div></div></div>	0	0	1
Total Votes Cast	5	100.00%	<div><div></div></div>	0	0	5
Overvotes	0			0	0	0
Undervotes	0			0	0	0
Contest Totals	5			0	0	5

Proposition B – Seven Springs MUD

Vote For 1

	TOTAL	VOTE %		Ballots By Mail	Early Voting	Election Day
For	1	100.00%	<div><div></div></div>	0	0	1
Against	0	0.00%	<div><div></div></div>	0	0	0
Total Votes Cast	1	100.00%	<div><div></div></div>	0	0	1
Overvotes	0			0	0	0
Undervotes	0			0	0	0
Contest Totals	1			0	0	1

Proposition C – Seven Springs MUD

Vote For 1

	TOTAL	VOTE %		Ballots By Mail	Early Voting	Election Day
For	1	100.00%	<div><div></div></div>	0	0	1
Against	0	0.00%	<div><div></div></div>	0	0	0
Total Votes Cast	1	100.00%	<div><div></div></div>	0	0	1
Overvotes	0			0	0	0
Undervotes	0			0	0	0
Contest Totals	1			0	0	1

Proposition D – Seven Springs MUD

Vote For 1

	TOTAL	VOTE %		Ballots By Mail	Early Voting	Election Day
For	1	100.00%	<div><div></div></div>	0	0	1
Against	0	0.00%	<div><div></div></div>	0	0	0
Total Votes Cast	1	100.00%	<div><div></div></div>	0	0	1
Overvotes	0			0	0	0
Undervotes	0			0	0	0
Contest Totals	1			0	0	1

Collin County Seal
Watermark Seal for Collin County.
Collin County Government

Summary Results Report
General and Special Election
November 4, 2025

UNOFFICIAL RESULTS
91 of 91 Vote Centers Reporting
Collin County

Proposition E – Seven Springs MUD

Vote For 1

	TOTAL	VOTE %		Ballots By Mail	Early Voting	Election Day
For	1	100.00%	<div><div></div></div>	0	0	1
Against	0	0.00%	<div><div></div></div>	0	0	0
Total Votes Cast	1	100.00%	<div><div></div></div>	0	0	1
Overvotes	0			0	0	0
Undervotes	0			0	0	0
Contest Totals	1			0	0	1

Proposition F – Seven Springs MUD

Vote For 1

	TOTAL	VOTE %		Ballots By Mail	Early Voting	Election Day
For	1	100.00%	<div><div></div></div>	0	0	1
Against	0	0.00%	<div><div></div></div>	0	0	0
Total Votes Cast	1	100.00%	<div><div></div></div>	0	0	1
Overvotes	0			0	0	0
Undervotes	0			0	0	0
Contest Totals	1			0	0	1

Proposition A – Tickey Creek MUD

Vote For 1

	TOTAL	VOTE %		Ballots By Mail	Early Voting	Election Day
For	0			0	0	0
Against	0			0	0	0
Total Votes Cast	0			0	0	0
Overvotes	0			0	0	0
Undervotes	1			0	1	0
Contest Totals	1			0	1	0

Proposition B – Tickey Creek MUD

Vote For 1

	TOTAL	VOTE %		Ballots By Mail	Early Voting	Election Day
For	0			0	0	0
Against	0			0	0	0
Total Votes Cast	0			0	0	0
Overvotes	0			0	0	0
Undervotes	1			0	1	0
Contest Totals	1			0	1	0

Summary Results Report
General and Special Election
November 4, 2025

UNOFFICIAL RESULTS
91 of 91 Vote Centers Reporting
Collin County

Proposition C – Tickey Creek MUD

Vote For 1

	TOTAL	VOTE %	Ballots By Mail	Early Voting	Election Day
For	0		0	0	0
Against	0		0	0	0
Total Votes Cast	0		0	0	0
Overvotes	0		0	0	0
Undervotes	1		0	1	0
Contest Totals	1		0	1	0

Proposition D – Tickey Creek MUD

Vote For 1

	TOTAL	VOTE %	Ballots By Mail	Early Voting	Election Day
For	1	100.00%	0	1	0
Against	0	0.00%	0	0	0
Total Votes Cast	1	100.00%	0	1	0
Overvotes	0		0	0	0
Undervotes	0		0	0	0
Contest Totals	1		0	1	0

Proposition E – Tickey Creek MUD

Vote For 1

	TOTAL	VOTE %	Ballots By Mail	Early Voting	Election Day
For	1	100.00%	0	1	0
Against	0	0.00%	0	0	0
Total Votes Cast	1	100.00%	0	1	0
Overvotes	0		0	0	0
Undervotes	0		0	0	0
Contest Totals	1		0	1	0

Proposition F – Tickey Creek MUD

Vote For 1


	TOTAL	VOTE %	Ballots By Mail	Early Voting	Election Day
For	1	100.00%	0	1	0
Against	0	0.00%	0	0	0
Total Votes Cast	1	100.00%	0	1	0
Overvotes	0		0	0	0
Undervotes	0		0	0	0
Contest Totals	1		0	1	0

Summary Results Report
General and Special Election
November 4, 2025

UNOFFICIAL RESULTS
91 of 91 Vote Centers Reporting
Collin County

Directors – Tickey Creek MUD
Vote For 5

	TOTAL	VOTE %		Ballots By Mail	Early Voting	Election Day
Adam Clark	1	20.00%	<div><div></div></div>	0	1	0
Robert Petrin	1	20.00%	<div><div></div></div>	0	1	0
Thomas Stillings	1	20.00%	<div><div></div></div>	0	1	0
Russell Drake	1	20.00%	<div><div></div></div>	0	1	0
David Grimes	1	20.00%	<div><div></div></div>	0	1	0
Total Votes Cast	5	100.00%	<div><div></div></div>	0	5	0
Overvotes	0			0	0	0
Undervotes	0			0	0	0
Contest Totals	5			0	5	0



Collin County Seal
Watermark Seal for Collin County.
Collin County Government