













































Summary Results Report  
 General and Special Elections  
 November 5th, 2024

UNOFFICIAL RESULTS  
 EV, Mail, and Limited Combined Accumulated Totals  
 Collin County

**For School Trustee - Bland ISD**

Vote For 4

	TOTAL	VOTE %		Early Voting	Ballot by mail	Limited
Jeff Striplin	33	19.88%		33	0	0
Trent Poe	22	13.25%		22	0	0
Andrew W. Rainey	29	17.47%		28	0	1
Wendi A. Dunn	27	16.27%		27	0	0
Cody Welborn	31	18.67%		31	0	0
Kendal Wright	24	14.46%		24	0	0
Total Votes Cast	166	100.00%		165	0	1
Overvotes	0			0	0	0
Undervotes	322			291	0	31
Contest Totals	488			456	0	32

**Proposition A – Celina ISD**

Vote For 1

	TOTAL	VOTE %		Early Voting	Ballot by mail	Limited
For	4,646	55.18%		4,570	76	0
Against	3,773	44.82%		3,693	80	0
Total Votes Cast	8,419	100.00%		8,263	156	0
Overvotes	0			0	0	0
Undervotes	644			627	17	0
Contest Totals	9,063			8,890	173	0

**Proposition A – Frisco ISD**

Vote For 1

	TOTAL	VOTE %		Early Voting	Ballot by mail	Limited
FOR	25,801	43.42%		25,053	748	0
AGAINST	33,616	56.58%		32,840	776	0
Total Votes Cast	59,417	100.00%		57,893	1,524	0
Overvotes	0			0	0	0
Undervotes	6,293			6,048	245	0
Contest Totals	65,710			63,941	1,769	0

\$PMMJO \$PVOUZ 4FBM  
 8BUFSNBSL 4FBM GPS \$PMMJO \$PVOUZ  
 \$PMMJO \$PVOUZ (PWFSONFOU)

**Proposition B – Frisco ISD**

Vote For 1

	TOTAL	VOTE %		Early Voting	Ballot by mail	Limited
FOR	28,771	48.17%		27,922	849	0
AGAINST	30,951	51.83%		30,266	685	0
Total Votes Cast	59,722	100.00%		58,188	1,534	0
Overvotes	0			0	0	0
Undervotes	5,988			5,753	235	0
Contest Totals	65,710			63,941	1,769	0

Summary Results Report  
 General and Special Elections  
 November 5th, 2024

UNOFFICIAL RESULTS  
 EV, Mail, and Limited Combined Accumulated Totals  
 Collin County

**Proposition C – Frisco ISD**

Vote For 1

	TOTAL	VOTE %		Early Voting	Ballot by mail	Limited
FOR	25,732	43.33%		24,994	738	0
AGAINST	33,649	56.67%		32,863	786	0
Total Votes Cast	59,381	100.00%		57,857	1,524	0
Overvotes	0			0	0	0
Undervotes	6,329			6,084	245	0
Contest Totals	65,710			63,941	1,769	0

**Proposition D – Frisco ISD**

Vote For 1

	TOTAL	VOTE %		Early Voting	Ballot by mail	Limited
FOR	16,270	27.45%		15,833	437	0
AGAINST	43,009	72.55%		41,915	1,094	0
Total Votes Cast	59,279	100.00%		57,748	1,531	0
Overvotes	0			0	0	0
Undervotes	6,431			6,193	238	0
Contest Totals	65,710			63,941	1,769	0

**For School Trustee - Princeton ISD**

Vote For 3

	TOTAL	VOTE %		Early Voting	Ballot by mail	Limited
Bianca Washington	4,091	25.21%		4,021	70	0
Carlos Cuellar	3,107	19.15%		3,031	76	0
Duane Kelly	2,956	18.22%		2,896	60	0
Terry Gilmore	2,738	16.87%		2,682	56	0
Dana Pendland Jones	1,846	11.38%		1,781	65	0
Mike Talley	1,490	9.18%		1,461	29	0
Total Votes Cast	16,228	100.00%		15,872	356	0
Overvotes	0			0	0	0
Undervotes	20,354			19,912	442	0
Contest Totals	36,582			35,784	798	0

Collin County Seal  
 Watermark Seal for Collin County.  
 Collin County Government

**Proposition A – Rockwall ISD**

Vote For 1

	TOTAL	VOTE %		Early Voting	Ballot by mail	Limited
FOR	2	50.00%		1	1	0
AGAINST	2	50.00%		1	1	0
Total Votes Cast	4	100.00%		2	2	0
Overvotes	0			0	0	0
Undervotes	1			0	0	1
Contest Totals	5			2	2	1

**Proposition B – Rockwall ISD**

Vote For 1

	TOTAL	VOTE %		Early Voting	Ballot by mail	Limited
FOR	2	50.00%		1	1	0
AGAINST	2	50.00%		1	1	0
Total Votes Cast	4	100.00%		2	2	0
Overvotes	0			0	0	0
Undervotes	1			0	0	1
Contest Totals	5			2	2	1

**Proposition C – Rockwall ISD**

Vote For 1

	TOTAL	VOTE %		Early Voting	Ballot by mail	Limited
FOR	2	50.00%		1	1	0
AGAINST	2	50.00%		1	1	0
Total Votes Cast	4	100.00%		2	2	0
Overvotes	0			0	0	0
Undervotes	1			0	0	1
Contest Totals	5			2	2	1

**Proposition D – Rockwall ISD**

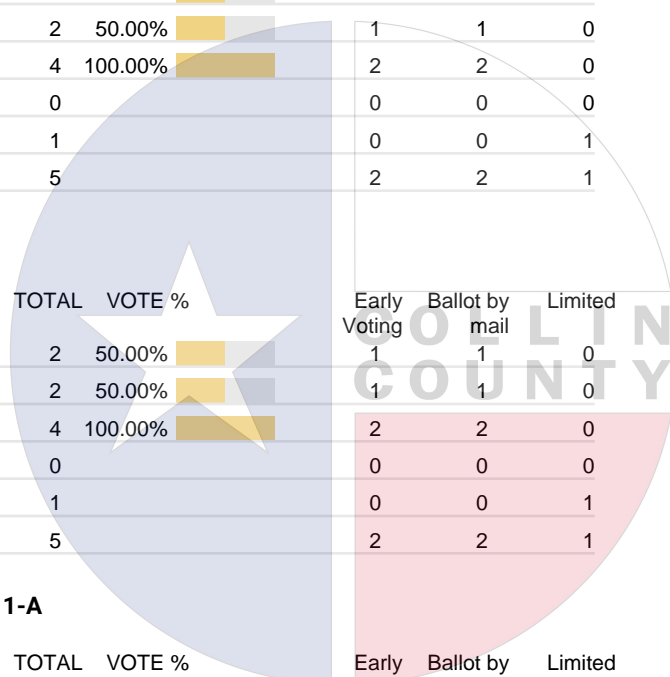
Vote For 1

	TOTAL	VOTE %		Early Voting	Ballot by mail	Limited
FOR	2	50.00%		1	1	0
AGAINST	2	50.00%		1	1	0
Total Votes Cast	4	100.00%		2	2	0
Overvotes	0			0	0	0
Undervotes	1			0	0	1
Contest Totals	5			2	2	1

**Proposition A – East Fork FWSD No. 1-A**

Vote For 1

	TOTAL	VOTE %		Early Voting	Ballot by mail	Limited
FOR	44	80.00%		43	1	0
AGAINST	11	20.00%		10	1	0
Total Votes Cast	55	100.00%		53	2	0
Overvotes	0			0	0	0
Undervotes	4			4	0	0
Contest Totals	59			57	2	0



**Proposition B – East Fork FWSD No. 1-A**

Vote For 1

	TOTAL	VOTE %	Early Voting	Ballot by mail	Limited
FOR	40	72.73%	39	1	0
AGAINST	15	27.27%	14	1	0
Total Votes Cast	55	100.00%	53	2	0
Overvotes	0		0	0	0
Undervotes	4		4	0	0
Contest Totals	59		57	2	0

**Proposition A – Seis Lagos SUD**

Vote For 1

	TOTAL	VOTE %	Early Voting	Ballot by mail	Limited
FOR	499	51.44%	481	18	0
AGAINST	471	48.56%	462	9	0
Total Votes Cast	970	100.00%	943	27	0
Overvotes	0		0	0	0
Undervotes	52		50	2	0
Contest Totals	1,022		993	29	0

**Proposition A – Collin County MUD No. 10**

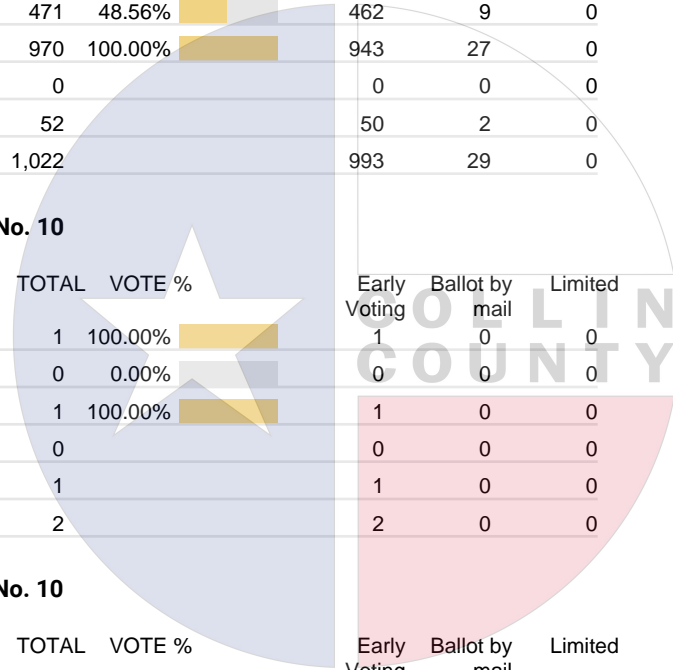
Vote For 1

	TOTAL	VOTE %	Early Voting	Ballot by mail	Limited
For	1	100.00%	1	0	0
Against	0	0.00%	0	0	0
Total Votes Cast	1	100.00%	1	0	0
Overvotes	0		0	0	0
Undervotes	1		1	0	0
Contest Totals	2		2	0	0

**Proposition B – Collin County MUD No. 10**

Vote For 1




	TOTAL	VOTE %	Early Voting	Ballot by mail	Limited
For	1	100.00%	1	0	0
Against	0	0.00%	0	0	0
Total Votes Cast	1	100.00%	1	0	0
Overvotes	0		0	0	0
Undervotes	1		1	0	0
Contest Totals	2		2	0	0








**Proposition C – Collin County MUD No. 10**

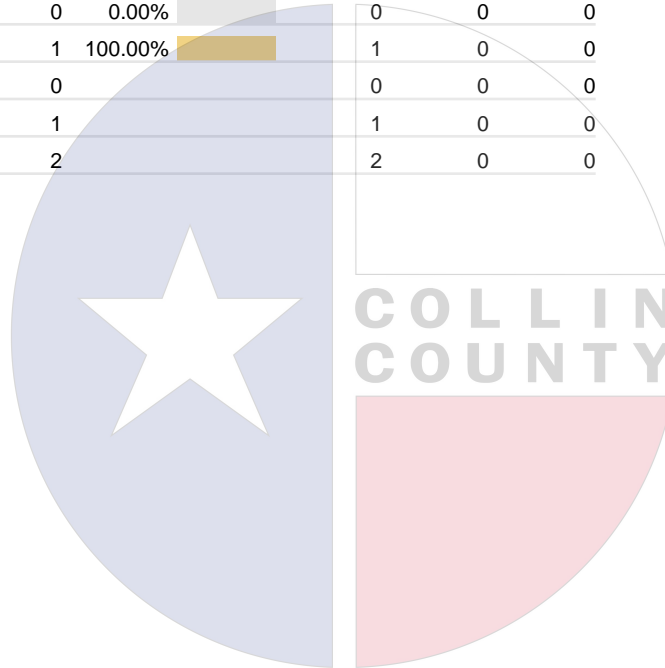
Vote For 1

	TOTAL	VOTE %		Early Voting	Ballot by mail	Limited
For	1	100.00%		1	0	0
Against	0	0.00%		0	0	0
Total Votes Cast	1	100.00%		1	0	0
Overvotes	0			0	0	0
Undervotes	1			1	0	0
Contest Totals	2			2	0	0

**Proposition D – Collin County MUD No. 10**

Vote For 1

	TOTAL	VOTE %		Early Voting	Ballot by mail	Limited
For	1	100.00%		1	0	0
Against	0	0.00%		0	0	0
Total Votes Cast	1	100.00%		1	0	0
Overvotes	0			0	0	0
Undervotes	1			1	0	0
Contest Totals	2			2	0	0



Collin County Seal  
 Watermark Seal for Collin County.  
 Collin County Government