

Summary Results Report
Joint General and Special Election
November 7, 2023

FINAL RESULTS
Combined Accumulated Totals
COLLIN COUNTY

Statistics

	TOTAL	Election Day	Early Voting	Ballots By Mail	Provisional	Limited Ballot
Registered Voters - Total	706,388					
Ballots Cast - Total	98,345	49,605	46,907	1,785	20	28
Voter Turnout - Total	13.92%					

Summary Results Report
 Joint General and Special Election
 November 7, 2023

FINAL RESULTS
 Combined Accumulated Totals
 COLLIN COUNTY

Proposition 1 – State of Texas

Vote For 1

	TOTAL	VOTE %		Election Day	Early Voting	Ballots By Mail	Provisional	Limited Ballot
For	72,045	75.04%		36,167	34,544	1,301	14	19
Against	23,964	24.96%		12,327	11,200	424	4	9
Total Votes Cast	96,009	100.00%		48,494	45,744	1,725	18	28
Overvotes	0			0	0	0	0	0
Undervotes	2,336			1,111	1,163	60	2	0
Contest Totals	98,345			49,605	46,907	1,785	20	28

Proposition 2 – State of Texas

Vote For 1

	TOTAL	VOTE %		Election Day	Early Voting	Ballots By Mail	Provisional	Limited Ballot
For	60,406	64.17%		30,577	28,659	1,137	11	22
Against	33,726	35.83%		17,004	16,145	567	6	4
Total Votes Cast	94,132	100.00%		47,581	44,804	1,704	17	26
Overvotes	0			0	0	0	0	0
Undervotes	4,213			2,024	2,103	81	3	2
Contest Totals	98,345			49,605	46,907	1,785	20	28

Proposition 3 – State of Texas

Vote For 1

	TOTAL	VOTE %		Election Day	Early Voting	Ballots By Mail	Provisional	Limited Ballot
For	65,945	69.59%		32,585	32,203	1,129	11	17
Against	28,818	30.41%		15,305	12,907	590	7	9
Total Votes Cast	94,763	100.00%		47,890	45,110	1,719	18	26
Overvotes	0			0	0	0	0	0
Undervotes	3,582			1,715	1,797	66	2	2
Contest Totals	98,345			49,605	46,907	1,785	20	28

Proposition 4 – State of Texas

Vote For 1

	TOTAL	VOTE %		Election Day	Early Voting	Ballots By Mail	Provisional	Limited Ballot
For	81,372	85.10%		40,685	39,240	1,403	17	27
Against	14,248	14.90%		7,677	6,254	315	2	0
Total Votes Cast	95,620	100.00%		48,362	45,494	1,718	19	27
Overvotes	1			0	0	1	0	0
Undervotes	2,724			1,243	1,413	66	1	1
Contest Totals	98,345			49,605	46,907	1,785	20	28

Summary Results Report
 Joint General and Special Election
 November 7, 2023

FINAL RESULTS
 Combined Accumulated Totals
 COLLIN COUNTY

Proposition 5 – State of Texas

Vote For 1

	TOTAL	VOTE %		Election Day	Early Voting	Ballots By Mail	Provisional	Limited Ballot
For	60,978	64.48%		30,418	29,324	1,200	16	20
Against	33,598	35.52%		17,374	15,706	507	3	8
Total Votes Cast	94,576	100.00%		47,792	45,030	1,707	19	28
Overvotes	0			0	0	0	0	0
Undervotes	3,769			1,813	1,877	78	1	0
Contest Totals	98,345			49,605	46,907	1,785	20	28

Proposition 6 – State of Texas

Vote For 1

	TOTAL	VOTE %		Election Day	Early Voting	Ballots By Mail	Provisional	Limited Ballot
For	76,006	79.68%		38,020	36,476	1,471	16	23
Against	19,382	20.32%		10,156	8,969	249	3	5
Total Votes Cast	95,388	100.00%		48,176	45,445	1,720	19	28
Overvotes	0			0	0	0	0	0
Undervotes	2,957			1,429	1,462	65	1	0
Contest Totals	98,345			49,605	46,907	1,785	20	28

Proposition 7 – State of Texas

Vote For 1

	TOTAL	VOTE %		Election Day	Early Voting	Ballots By Mail	Provisional	Limited Ballot
For	62,300	65.20%		31,176	29,908	1,188	11	17
Against	33,251	34.80%		17,063	15,624	546	7	11
Total Votes Cast	95,551	100.00%		48,239	45,532	1,734	18	28
Overvotes	0			0	0	0	0	0
Undervotes	2,794			1,366	1,375	51	2	0
Contest Totals	98,345			49,605	46,907	1,785	20	28

Proposition 8 – State of Texas

Vote For 1

	TOTAL	VOTE %		Election Day	Early Voting	Ballots By Mail	Provisional	Limited Ballot
For	66,710	70.36%		33,476	31,915	1,283	14	22
Against	28,102	29.64%		14,425	13,235	431	5	6
Total Votes Cast	94,812	100.00%		47,901	45,150	1,714	19	28
Overvotes	0			0	0	0	0	0
Undervotes	3,533			1,704	1,757	71	1	0
Contest Totals	98,345			49,605	46,907	1,785	20	28

Summary Results Report
 Joint General and Special Election
 November 7, 2023

FINAL RESULTS
 Combined Accumulated Totals
 COLLIN COUNTY

Proposition 9 – State of Texas

Vote For 1

	TOTAL	VOTE %		Election Day	Early Voting	Ballots By Mail	Provisional	Limited Ballot
For	79,065	82.20%		39,638	37,902	1,483	18	24
Against	17,125	17.80%		8,881	7,976	262	2	4
Total Votes Cast	96,190	100.00%		48,519	45,878	1,745	20	28
Overvotes	0			0	0	0	0	0
Undervotes	2,155			1,086	1,029	40	0	0
Contest Totals	98,345			49,605	46,907	1,785	20	28

Proposition 10 – State of Texas

Vote For 1

	TOTAL	VOTE %		Election Day	Early Voting	Ballots By Mail	Provisional	Limited Ballot
For	47,267	50.65%		22,846	23,340	1,055	10	16
Against	46,053	49.35%		24,293	21,087	653	9	11
Total Votes Cast	93,320	100.00%		47,139	44,427	1,708	19	27
Overvotes	0			0	0	0	0	0
Undervotes	5,025			2,466	2,480	77	1	1
Contest Totals	98,345			49,605	46,907	1,785	20	28

Proposition 11 – State of Texas

Vote For 1

	TOTAL	VOTE %		Election Day	Early Voting	Ballots By Mail	Provisional	Limited Ballot
For	57,137	63.60%		28,598	27,342	1,164	13	20
Against	32,706	36.40%		16,845	15,375	475	5	6
Total Votes Cast	89,843	100.00%		45,443	42,717	1,639	18	26
Overvotes	0			0	0	0	0	0
Undervotes	8,502			4,162	4,190	146	2	2
Contest Totals	98,345			49,605	46,907	1,785	20	28

Proposition 12 – State of Texas

Vote For 1

	TOTAL	VOTE %		Election Day	Early Voting	Ballots By Mail	Provisional	Limited Ballot
For	46,342	54.60%		22,261	23,157	905	7	12
Against	38,538	45.40%		20,475	17,402	639	10	12
Total Votes Cast	84,880	100.00%		42,736	40,559	1,544	17	24
Overvotes	0			0	0	0	0	0
Undervotes	13,465			6,869	6,348	241	3	4
Contest Totals	98,345			49,605	46,907	1,785	20	28

Summary Results Report
 Joint General and Special Election
 November 7, 2023

FINAL RESULTS
 Combined Accumulated Totals
 COLLIN COUNTY

Proposition 13 – State of Texas

Vote For 1

	TOTAL	VOTE %		Election Day	Early Voting	Ballots By Mail	Provisional	Limited Ballot
For	33,489	35.76%		15,905	16,919	649	4	12
Against	60,162	64.24%		31,471	27,610	1,053	14	14
Total Votes Cast	93,651	100.00%		47,376	44,529	1,702	18	26
Overvotes	0			0	0	0	0	0
Undervotes	4,694			2,229	2,378	83	2	2
Contest Totals	98,345			49,605	46,907	1,785	20	28

Proposition 14 – State of Texas

Vote For 1

	TOTAL	VOTE %		Election Day	Early Voting	Ballots By Mail	Provisional	Limited Ballot
For	72,304	76.44%		36,605	34,343	1,315	16	25
Against	22,282	23.56%		11,213	10,670	394	2	3
Total Votes Cast	94,586	100.00%		47,818	45,013	1,709	18	28
Overvotes	0			0	0	0	0	0
Undervotes	3,759			1,787	1,894	76	2	0
Contest Totals	98,345			49,605	46,907	1,785	20	28

Proposition A – Collin County

Vote For 1

	TOTAL	VOTE %		Election Day	Early Voting	Ballots By Mail	Provisional	Limited Ballot
For	49,915	53.04%		23,756	25,125	1,023	11	0
Against	44,186	46.96%		23,688	19,813	678	7	0
Total Votes Cast	94,101	100.00%		47,444	44,938	1,701	18	0
Overvotes	0			0	0	0	0	0
Undervotes	4,216			2,161	1,969	84	2	0
Contest Totals	98,317			49,605	46,907	1,785	20	0

Proposition B – Collin County

Vote For 1

	TOTAL	VOTE %		Election Day	Early Voting	Ballots By Mail	Provisional	Limited Ballot
For	61,329	64.81%		30,435	29,727	1,151	16	0
Against	33,293	35.19%		17,318	15,415	557	3	0
Total Votes Cast	94,622	100.00%		47,753	45,142	1,708	19	0
Overvotes	0			0	0	0	0	0
Undervotes	3,695			1,852	1,765	77	1	0
Contest Totals	98,317			49,605	46,907	1,785	20	0

Summary Results Report
 Joint General and Special Election
 November 7, 2023

FINAL RESULTS
 Combined Accumulated Totals
 COLLIN COUNTY

Proposition C – Collin County

Vote For 1

	TOTAL	VOTE %		Election Day	Early Voting	Ballots By Mail	Provisional	Limited Ballot
For	51,837	55.62%		25,134	25,660	1,032	11	0
Against	41,368	44.38%		21,822	18,881	658	7	0
Total Votes Cast	93,205	100.00%		46,956	44,541	1,690	18	0
Overvotes	0			0	0	0	0	0
Undervotes	5,112			2,649	2,366	95	2	0
Contest Totals	98,317			49,605	46,907	1,785	20	0

Proposition D – Collin County

Vote For 1

	TOTAL	VOTE %		Election Day	Early Voting	Ballots By Mail	Provisional	Limited Ballot
For	59,577	63.32%		30,021	28,479	1,063	14	0
Against	34,518	36.68%		17,445	16,426	643	4	0
Total Votes Cast	94,095	100.00%		47,466	44,905	1,706	18	0
Overvotes	0			0	0	0	0	0
Undervotes	4,222			2,139	2,002	79	2	0
Contest Totals	98,317			49,605	46,907	1,785	20	0

Proposition E – Collin County

Vote For 1

	TOTAL	VOTE %		Election Day	Early Voting	Ballots By Mail	Provisional	Limited Ballot
For	70,804	74.59%		35,141	34,294	1,352	17	0
Against	24,117	25.41%		12,728	11,028	359	2	0
Total Votes Cast	94,921	100.00%		47,869	45,322	1,711	19	0
Overvotes	0			0	0	0	0	0
Undervotes	3,396			1,736	1,585	74	1	0
Contest Totals	98,317			49,605	46,907	1,785	20	0

Proposition A – City of Allen

Vote For 1

	TOTAL	VOTE %		Election Day	Early Voting	Ballots By Mail	Provisional	Limited Ballot
For	8,015	77.80%		3,610	4,297	108	0	0
Against	2,287	22.20%		1,077	1,180	30	0	0
Total Votes Cast	10,302	100.00%		4,687	5,477	138	0	0
Overvotes	0			0	0	0	0	0
Undervotes	182			95	79	8	0	0
Contest Totals	10,484			4,782	5,556	146	0	0

Summary Results Report
 Joint General and Special Election
 November 7, 2023

FINAL RESULTS
 Combined Accumulated Totals
 COLLIN COUNTY

Proposition B – City of Allen

Vote For 1

	TOTAL	VOTE %		Election Day	Early Voting	Ballots By Mail	Provisional	Limited Ballot
For	5,758	56.58%		2,587	3,099	72	0	0
Against	4,418	43.42%		2,039	2,315	64	0	0
Total Votes Cast	10,176	100.00%		4,626	5,414	136	0	0
Overvotes	0			0	0	0	0	0
Undervotes	308			156	142	10	0	0
Contest Totals	10,484			4,782	5,556	146	0	0

Proposition C – City of Allen

Vote For 1

	TOTAL	VOTE %		Election Day	Early Voting	Ballots By Mail	Provisional	Limited Ballot
For	4,524	44.59%		2,091	2,373	60	0	0
Against	5,621	55.41%		2,518	3,026	77	0	0
Total Votes Cast	10,145	100.00%		4,609	5,399	137	0	0
Overvotes	0			0	0	0	0	0
Undervotes	339			173	157	9	0	0
Contest Totals	10,484			4,782	5,556	146	0	0

Proposition D – City of Allen

Vote For 1

	TOTAL	VOTE %		Election Day	Early Voting	Ballots By Mail	Provisional	Limited Ballot
For	6,398	62.64%		2,902	3,404	92	0	0
Against	3,816	37.36%		1,730	2,040	46	0	0
Total Votes Cast	10,214	100.00%		4,632	5,444	138	0	0
Overvotes	0			0	0	0	0	0
Undervotes	270			150	112	8	0	0
Contest Totals	10,484			4,782	5,556	146	0	0

Proposition E – City of Allen

Vote For 1

	TOTAL	VOTE %		Election Day	Early Voting	Ballots By Mail	Provisional	Limited Ballot
For	6,472	62.90%		2,768	3,606	98	0	0
Against	3,818	37.10%		1,912	1,866	40	0	0
Total Votes Cast	10,290	100.00%		4,680	5,472	138	0	0
Overvotes	0			0	0	0	0	0
Undervotes	194			102	84	8	0	0
Contest Totals	10,484			4,782	5,556	146	0	0

Alderman Place 1 – City of Josephine

Vote For 1

	TOTAL	VOTE %		Election Day	Early Voting	Ballots By Mail	Provisional	Limited Ballot
Doug Ewing	182	100.00%		102	80	0	0	0
Total Votes Cast	182	100.00%		102	80	0	0	0
Overvotes	0			0	0	0	0	0
Undervotes	106			66	40	0	0	0
Contest Totals	288			168	120	0	0	0

Summary Results Report
 Joint General and Special Election
 November 7, 2023

FINAL RESULTS
 Combined Accumulated Totals
 COLLIN COUNTY

Alderman Place 2 – City of Josephine

Vote For 1

	TOTAL	VOTE %		Election Day	Early Voting	Ballots By Mail	Provisional	Limited Ballot
Jane Ridgway	105	41.67%		61	44	0	0	0
Brad Ahlfinger	147	58.33%		80	67	0	0	0
Total Votes Cast	252	100.00%		141	111	0	0	0
Overvotes	0			0	0	0	0	0
Undervotes	36			27	9	0	0	0
Contest Totals	288			168	120	0	0	0

Alderman Place 3 – City of Josephine

Vote For 1

	TOTAL	VOTE %		Election Day	Early Voting	Ballots By Mail	Provisional	Limited Ballot
Alex Esquivel	171	100.00%		97	74	0	0	0
Total Votes Cast	171	100.00%		97	74	0	0	0
Overvotes	0			0	0	0	0	0
Undervotes	117			71	46	0	0	0
Contest Totals	288			168	120	0	0	0

Alderman Place 4 – City of Josephine

Vote For 1

	TOTAL	VOTE %		Election Day	Early Voting	Ballots By Mail	Provisional	Limited Ballot
Pamela Sardo	82	33.47%		47	35	0	0	0
Chad Hawkins	84	34.29%		50	34	0	0	0
Douglas E. Thomas	79	32.24%		41	38	0	0	0
Total Votes Cast	245	100.00%		138	107	0	0	0
Overvotes	0			0	0	0	0	0
Undervotes	43			30	13	0	0	0
Contest Totals	288			168	120	0	0	0

Mayor – City of Lavon

Vote For 1

	TOTAL	VOTE %		Election Day	Early Voting	Ballots By Mail	Provisional	Limited Ballot
Tyler West	189	26.85%		109	80	0	0	0
Vicki L. Sanson	458	65.06%		234	222	2	0	0
Letty Harrison	57	8.10%		32	25	0	0	0
Total Votes Cast	704	100.00%		375	327	2	0	0
Overvotes	0			0	0	0	0	0
Undervotes	65			46	19	0	0	0
Contest Totals	769			421	346	2	0	0

Summary Results Report
 Joint General and Special Election
 November 7, 2023

FINAL RESULTS
 Combined Accumulated Totals
 COLLIN COUNTY

City Council, Place 2 – City of Lavon

Vote For 1

	TOTAL	VOTE %	Election Day	Early Voting	Ballots By Mail	Provisional	Limited Ballot
Mike Cook	517	100.00%	265	250	2	0	0
Total Votes Cast	517	100.00%	265	250	2	0	0
Overvotes	0		0	0	0	0	0
Undervotes	252		156	96	0	0	0
Contest Totals	769		421	346	2	0	0

City Council, Place 4 – City of Lavon

Vote For 1

	TOTAL	VOTE %	Election Day	Early Voting	Ballots By Mail	Provisional	Limited Ballot
Ted Dill	309	56.08%	145	162	2	0	0
Tracy Filo	242	43.92%	140	102	0	0	0
Total Votes Cast	551	100.00%	285	264	2	0	0
Overvotes	0		0	0	0	0	0
Undervotes	218		136	82	0	0	0
Contest Totals	769		421	346	2	0	0

Mayor - City of Lowry Crossing

Vote For 1

	TOTAL	VOTE %	Election Day	Early Voting	Ballots By Mail	Provisional	Limited Ballot
Bob Pettit	235	100.00%	145	84	6	0	0
Total Votes Cast	235	100.00%	145	84	6	0	0
Overvotes	0		0	0	0	0	0
Undervotes	93		54	37	2	0	0
Contest Totals	328		199	121	8	0	0

City Council Ward 1 – City of Lowry Crossing

Vote For 1

	TOTAL	VOTE %	Election Day	Early Voting	Ballots By Mail	Provisional	Limited Ballot
Scott Pitchure	47	58.75%	33	12	2	0	0
Pat Kelly	33	41.25%	22	9	2	0	0
Total Votes Cast	80	100.00%	55	21	4	0	0
Overvotes	0		0	0	0	0	0
Undervotes	16		10	5	1	0	0
Contest Totals	96		65	26	5	0	0

City Council Ward 2 – City of Lowry Crossing

Vote For 1

	TOTAL	VOTE %	Election Day	Early Voting	Ballots By Mail	Provisional	Limited Ballot
Cynthia Sandlin	69	100.00%	36	33	0	0	0
Total Votes Cast	69	100.00%	36	33	0	0	0
Overvotes	0		0	0	0	0	0
Undervotes	22		14	7	1	0	0
Contest Totals	91		50	40	1	0	0

Summary Results Report
 Joint General and Special Election
 November 7, 2023

FINAL RESULTS
 Combined Accumulated Totals
 COLLIN COUNTY

City Council Ward 3 – City of Lowry Crossing

Vote For 1

	TOTAL	VOTE %	Election Day	Early Voting	Ballots By Mail	Provisional	Limited Ballot
Cindy Cash	90	100.00%	56	32	2	0	0
Total Votes Cast	90	100.00%	56	32	2	0	0
Overvotes	0		0	0	0	0	0
Undervotes	51		28	23	0	0	0
Contest Totals	141		84	55	2	0	0

Proposition A – City of Lowry Crossing

Vote For 1

	TOTAL	VOTE %	Election Day	Early Voting	Ballots By Mail	Provisional	Limited Ballot
For	277	87.38%	164	105	8	0	0
Against	40	12.62%	26	14	0	0	0
Total Votes Cast	317	100.00%	190	119	8	0	0
Overvotes	0		0	0	0	0	0
Undervotes	11		9	2	0	0	0
Contest Totals	328		199	121	8	0	0

Proposition A – City of Melissa

Vote For 1

	TOTAL	VOTE %	Election Day	Early Voting	Ballots By Mail	Provisional	Limited Ballot
FOR	989	72.35%	561	416	11	1	0
AGAINST	378	27.65%	265	112	1	0	0
Total Votes Cast	1,367	100.00%	826	528	12	1	0
Overvotes	0		0	0	0	0	0
Undervotes	73		49	23	1	0	0
Contest Totals	1,440		875	551	13	1	0

Proposition B – City of Melissa

Vote For 1

	TOTAL	VOTE %	Election Day	Early Voting	Ballots By Mail	Provisional	Limited Ballot
FOR	982	71.73%	565	407	10	0	0
AGAINST	387	28.27%	262	121	3	1	0
Total Votes Cast	1,369	100.00%	827	528	13	1	0
Overvotes	0		0	0	0	0	0
Undervotes	71		48	23	0	0	0
Contest Totals	1,440		875	551	13	1	0

Proposition C – City of Melissa

Vote For 1

	TOTAL	VOTE %	Election Day	Early Voting	Ballots By Mail	Provisional	Limited Ballot
FOR	1,156	84.94%	684	459	12	1	0
AGAINST	205	15.06%	133	71	1	0	0
Total Votes Cast	1,361	100.00%	817	530	13	1	0
Overvotes	0		0	0	0	0	0
Undervotes	79		58	21	0	0	0
Contest Totals	1,440		875	551	13	1	0

Summary Results Report
 Joint General and Special Election
 November 7, 2023

FINAL RESULTS
 Combined Accumulated Totals
 COLLIN COUNTY

Proposition D – City of Melissa

Vote For 1

	TOTAL	VOTE %		Election Day	Early Voting	Ballots By Mail	Provisional	Limited Ballot
FOR	687	50.37%		389	286	12	0	0
AGAINST	677	49.63%		437	238	1	1	0
Total Votes Cast	1,364	100.00%		826	524	13	1	0
Overvotes	0			0	0	0	0	0
Undervotes	76			49	27	0	0	0
Contest Totals	1,440			875	551	13	1	0

Proposition E – City of Melissa

Vote For 1

	TOTAL	VOTE %		Election Day	Early Voting	Ballots By Mail	Provisional	Limited Ballot
FOR	907	70.47%		538	360	8	1	0
AGAINST	380	29.53%		237	140	3	0	0
Total Votes Cast	1,287	100.00%		775	500	11	1	0
Overvotes	0			0	0	0	0	0
Undervotes	153			100	51	2	0	0
Contest Totals	1,440			875	551	13	1	0

Proposition F – City of Melissa

Vote For 1

	TOTAL	VOTE %		Election Day	Early Voting	Ballots By Mail	Provisional	Limited Ballot
FOR	1,057	78.94%		619	426	11	1	0
AGAINST	282	21.06%		184	96	2	0	0
Total Votes Cast	1,339	100.00%		803	522	13	1	0
Overvotes	0			0	0	0	0	0
Undervotes	101			72	29	0	0	0
Contest Totals	1,440			875	551	13	1	0

Proposition G – City of Melissa

Vote For 1

	TOTAL	VOTE %		Election Day	Early Voting	Ballots By Mail	Provisional	Limited Ballot
FOR	1,204	88.92%		722	468	13	1	0
AGAINST	150	11.08%		98	52	0	0	0
Total Votes Cast	1,354	100.00%		820	520	13	1	0
Overvotes	0			0	0	0	0	0
Undervotes	86			55	31	0	0	0
Contest Totals	1,440			875	551	13	1	0

Summary Results Report
 Joint General and Special Election
 November 7, 2023

FINAL RESULTS
 Combined Accumulated Totals
 COLLIN COUNTY

Proposition H – City of Melissa

Vote For 1

	TOTAL	VOTE %		Election Day	Early Voting	Ballots By Mail	Provisional	Limited Ballot
FOR	1,067	79.39%		637	419	10	1	0
AGAINST	277	20.61%		170	104	3	0	0
Total Votes Cast	1,344	100.00%		807	523	13	1	0
Overvotes	0			0	0	0	0	0
Undervotes	96			68	28	0	0	0
Contest Totals	1,440			875	551	13	1	0

Proposition I – City of Melissa

Vote For 1

	TOTAL	VOTE %		Election Day	Early Voting	Ballots By Mail	Provisional	Limited Ballot
FOR	1,151	86.28%		686	453	11	1	0
AGAINST	183	13.72%		119	63	1	0	0
Total Votes Cast	1,334	100.00%		805	516	12	1	0
Overvotes	0			0	0	0	0	0
Undervotes	106			70	35	1	0	0
Contest Totals	1,440			875	551	13	1	0

Proposition J – City of Melissa

Vote For 1

	TOTAL	VOTE %		Election Day	Early Voting	Ballots By Mail	Provisional	Limited Ballot
FOR	1,125	84.27%		650	463	11	1	0
AGAINST	210	15.73%		151	58	1	0	0
Total Votes Cast	1,335	100.00%		801	521	12	1	0
Overvotes	0			0	0	0	0	0
Undervotes	105			74	30	1	0	0
Contest Totals	1,440			875	551	13	1	0

Proposition K – City of Melissa

Vote For 1

	TOTAL	VOTE %		Election Day	Early Voting	Ballots By Mail	Provisional	Limited Ballot
FOR	792	59.06%		459	326	6	1	0
AGAINST	549	40.94%		343	200	6	0	0
Total Votes Cast	1,341	100.00%		802	526	12	1	0
Overvotes	0			0	0	0	0	0
Undervotes	99			73	25	1	0	0
Contest Totals	1,440			875	551	13	1	0

Summary Results Report
 Joint General and Special Election
 November 7, 2023

FINAL RESULTS
 Combined Accumulated Totals
 COLLIN COUNTY

Proposition L – City of Melissa

Vote For 1

	TOTAL	VOTE %		Election Day	Early Voting	Ballots By Mail	Provisional	Limited Ballot
FOR	614	46.37%		346	260	7	1	0
AGAINST	710	53.63%		449	257	4	0	0
Total Votes Cast	1,324	100.00%		795	517	11	1	0
Overvotes	0			0	0	0	0	0
Undervotes	116			80	34	2	0	0
Contest Totals	1,440			875	551	13	1	0

Proposition M – City of Melissa

Vote For 1

	TOTAL	VOTE %		Election Day	Early Voting	Ballots By Mail	Provisional	Limited Ballot
FOR	1,205	88.28%		722	470	12	1	0
AGAINST	160	11.72%		96	63	1	0	0
Total Votes Cast	1,365	100.00%		818	533	13	1	0
Overvotes	0			0	0	0	0	0
Undervotes	75			57	18	0	0	0
Contest Totals	1,440			875	551	13	1	0

City Council, Place 2 – City of Murphy

Vote For 1

	TOTAL	VOTE %		Election Day	Early Voting	Ballots By Mail	Provisional	Limited Ballot
Chi Egwuekwe	1,069	45.20%		566	500	3	0	0
W. Scott Smith	1,296	54.80%		621	670	5	0	0
Total Votes Cast	2,365	100.00%		1,187	1,170	8	0	0
Overvotes	0			0	0	0	0	0
Undervotes	254			136	115	3	0	0
Contest Totals	2,619			1,323	1,285	11	0	0

Councilmember, Place 3 – City of Princeton

Vote For 1

	TOTAL	VOTE %		Election Day	Early Voting	Ballots By Mail	Provisional	Limited Ballot
Terrance J. Gilmore	589	40.48%		293	295	1	0	0
Bryan Washington	866	59.52%		385	474	6	1	0
Total Votes Cast	1,455	100.00%		678	769	7	1	0
Overvotes	0			0	0	0	0	0
Undervotes	240			163	75	2	0	0
Contest Totals	1,695			841	844	9	1	0

Councilmember, Place 4 – City of Princeton

Vote For 1



	TOTAL	VOTE %		Election Day	Early Voting	Ballots By Mail	Provisional	Limited Ballot
Ryan Gerfers	1,002	100.00%		472	525	5	0	0
Total Votes Cast	1,002	100.00%		472	525	5	0	0
Overvotes	0			0	0	0	0	0
Undervotes	693			369	319	4	1	0
Contest Totals	1,695			841	844	9	1	0

Summary Results Report
 Joint General and Special Election
 November 7, 2023

FINAL RESULTS
 Combined Accumulated Totals
 COLLIN COUNTY




Councilmember, Place 5 – City of Princeton

Vote For 1

	TOTAL	VOTE %		Election Day	Early Voting	Ballots By Mail	Provisional	Limited Ballot
Steven Deffibaugh	985	100.00%		465	515	5	0	0
Total Votes Cast	985	100.00%		465	515	5	0	0
Overvotes	0			0	0	0	0	0
Undervotes	710			376	329	4	1	0
Contest Totals	1,695			841	844	9	1	0




Councilmember, Place 6 – City of Princeton

Vote For 1

	TOTAL	VOTE %		Election Day	Early Voting	Ballots By Mail	Provisional	Limited Ballot
Ben Long	888	74.19%		435	449	4	0	0
Matthew Ickes	309	25.81%		146	160	3	0	0
Total Votes Cast	1,197	100.00%		581	609	7	0	0
Overvotes	0			0	0	0	0	0
Undervotes	498			260	235	2	1	0
Contest Totals	1,695			841	844	9	1	0




Councilmember, Place 7 – City of Princeton

Vote For 1

	TOTAL	VOTE %		Election Day	Early Voting	Ballots By Mail	Provisional	Limited Ballot
Bruce Johnson	506	38.13%		222	281	3	0	0
Carolyn David-Graves	821	61.87%		395	422	4	0	0
Total Votes Cast	1,327	100.00%		617	703	7	0	0
Overvotes	0			0	0	0	0	0
Undervotes	368			224	141	2	1	0
Contest Totals	1,695			841	844	9	1	0




Proposition A – City of Princeton

Vote For 1

	TOTAL	VOTE %		Election Day	Early Voting	Ballots By Mail	Provisional	Limited Ballot
For	1,149	71.28%		566	579	4	0	0
Against	463	28.72%		231	226	5	1	0
Total Votes Cast	1,612	100.00%		797	805	9	1	0
Overvotes	0			0	0	0	0	0
Undervotes	83			44	39	0	0	0
Contest Totals	1,695			841	844	9	1	0

Proposition B – City of Princeton

Vote For 1

	TOTAL	VOTE %		Election Day	Early Voting	Ballots By Mail	Provisional	Limited Ballot
For	1,134	69.78%		549	580	4	1	0
Against	491	30.22%		254	232	5	0	0
Total Votes Cast	1,625	100.00%		803	812	9	1	0
Overvotes	0			0	0	0	0	0
Undervotes	70			38	32	0	0	0
Contest Totals	1,695			841	844	9	1	0

Summary Results Report
 Joint General and Special Election
 November 7, 2023

FINAL RESULTS
 Combined Accumulated Totals
 COLLIN COUNTY

Proposition A – City of Weston

Vote For 1

	TOTAL	VOTE %		Election Day	Early Voting	Ballots By Mail	Provisional	Limited Ballot
For	31	41.89%		26	5	0	0	0
Against	43	58.11%		21	22	0	0	0
Total Votes Cast	74	100.00%		47	27	0	0	0
Overvotes	0			0	0	0	0	0
Undervotes	1			1	0	0	0	0
Contest Totals	75			48	27	0	0	0

For School Trustees – Princeton ISD

Vote For 2

	TOTAL	VOTE %		Election Day	Early Voting	Ballots By Mail	Provisional	Limited Ballot
Starla Sharpe	1,064	30.80%		455	598	10	1	0
Chad Jones	905	26.19%		394	506	5	0	0
Cyndi Darland	997	28.86%		509	482	6	0	0
Melissa Ait Belaid	489	14.15%		230	253	6	0	0
Total Votes Cast	3,455	100.00%		1,588	1,839	27	1	0
Overvotes	0			0	0	0	0	0
Undervotes	1,851			1,072	765	13	1	0
Contest Totals	5,306			2,660	2,604	40	2	0

Proposition A – Prosper ISD

Vote For 1

	TOTAL	VOTE %		Election Day	Early Voting	Ballots By Mail	Provisional	Limited Ballot
FOR	5,641	65.13%		1,883	3,695	61	1	1
AGAINST	3,020	34.87%		1,368	1,607	44	1	0
Total Votes Cast	8,661	100.00%		3,251	5,302	105	2	1
Overvotes	0			0	0	0	0	0
Undervotes	113			51	49	13	0	0
Contest Totals	8,774			3,302	5,351	118	2	1

Proposition B – Prosper ISD

Vote For 1

	TOTAL	VOTE %		Election Day	Early Voting	Ballots By Mail	Provisional	Limited Ballot
FOR	5,543	64.21%		1,866	3,621	55	0	1
AGAINST	3,089	35.79%		1,376	1,664	48	1	0
Total Votes Cast	8,632	100.00%		3,242	5,285	103	1	1
Overvotes	0			0	0	0	0	0
Undervotes	142			60	66	15	1	0
Contest Totals	8,774			3,302	5,351	118	2	1

Summary Results Report
 Joint General and Special Election
 November 7, 2023

FINAL RESULTS
 Combined Accumulated Totals
 COLLIN COUNTY

Proposition C – Prosper ISD

Vote For 1

	TOTAL	VOTE %		Election Day	Early Voting	Ballots By Mail	Provisional	Limited Ballot
FOR	3,869	44.86%		1,217	2,619	32	0	1
AGAINST	4,755	55.14%		2,018	2,661	75	1	0
Total Votes Cast	8,624	100.00%		3,235	5,280	107	1	1
Overvotes	0			0	0	0	0	0
Undervotes	150			67	71	11	1	0
Contest Totals	8,774			3,302	5,351	118	2	1

Proposition D – Prosper ISD

Vote For 1

	TOTAL	VOTE %		Election Day	Early Voting	Ballots By Mail	Provisional	Limited Ballot
FOR	4,809	55.78%		1,602	3,157	49	0	1
AGAINST	3,812	44.22%		1,633	2,120	58	1	0
Total Votes Cast	8,621	100.00%		3,235	5,277	107	1	1
Overvotes	0			0	0	0	0	0
Undervotes	153			67	74	11	1	0
Contest Totals	8,774			3,302	5,351	118	2	1

Proposition A – Wylie ISD

Vote For 1

	TOTAL	VOTE %		Election Day	Early Voting	Ballots By Mail	Provisional	Limited Ballot
FOR	3,975	54.88%		1,907	2,042	26	0	0
AGAINST	3,268	45.12%		1,602	1,626	39	1	0
Total Votes Cast	7,243	100.00%		3,509	3,668	65	1	0
Overvotes	0			0	0	0	0	0
Undervotes	178			87	87	4	0	0
Contest Totals	7,421			3,596	3,755	69	1	0

Proposition A – Blue Meadow MUD No. 2

Vote For 1

	TOTAL	VOTE %		Election Day	Early Voting	Ballots By Mail	Provisional	Limited Ballot
FOR	1	100.00%		0	1	0	0	0
AGAINST	0	0.00%		0	0	0	0	0
Total Votes Cast	1	100.00%		0	1	0	0	0
Overvotes	0			0	0	0	0	0
Undervotes	0			0	0	0	0	0
Contest Totals	1			0	1	0	0	0

Summary Results Report
 Joint General and Special Election
 November 7, 2023

FINAL RESULTS
 Combined Accumulated Totals
 COLLIN COUNTY

Proposition B – Blue Meadow MUD No. 2

Vote For 1

	TOTAL	VOTE %		Election Day	Early Voting	Ballots By Mail	Provisional	Limited Ballot
FOR	1	100.00%	<div style="width: 100%; height: 10px; background-color: #f0e68c;"></div>	0	1	0	0	0
AGAINST	0	0.00%	<div style="width: 0%; height: 10px; background-color: #d3d3d3;"></div>	0	0	0	0	0
Total Votes Cast	1	100.00%	<div style="width: 100%; height: 10px; background-color: #f0e68c;"></div>	0	1	0	0	0
Overvotes	0			0	0	0	0	0
Undervotes	0			0	0	0	0	0
Contest Totals	1			0	1	0	0	0

Proposition C – Blue Meadow MUD No. 2

Vote For 1

	TOTAL	VOTE %		Election Day	Early Voting	Ballots By Mail	Provisional	Limited Ballot
FOR	1	100.00%	<div style="width: 100%; height: 10px; background-color: #f0e68c;"></div>	0	1	0	0	0
AGAINST	0	0.00%	<div style="width: 0%; height: 10px; background-color: #d3d3d3;"></div>	0	0	0	0	0
Total Votes Cast	1	100.00%	<div style="width: 100%; height: 10px; background-color: #f0e68c;"></div>	0	1	0	0	0
Overvotes	0			0	0	0	0	0
Undervotes	0			0	0	0	0	0
Contest Totals	1			0	1	0	0	0

Proposition D – Blue Meadow MUD No. 2

Vote For 1

	TOTAL	VOTE %		Election Day	Early Voting	Ballots By Mail	Provisional	Limited Ballot
FOR	1	100.00%	<div style="width: 100%; height: 10px; background-color: #f0e68c;"></div>	0	1	0	0	0
AGAINST	0	0.00%	<div style="width: 0%; height: 10px; background-color: #d3d3d3;"></div>	0	0	0	0	0
Total Votes Cast	1	100.00%	<div style="width: 100%; height: 10px; background-color: #f0e68c;"></div>	0	1	0	0	0
Overvotes	0			0	0	0	0	0
Undervotes	0			0	0	0	0	0
Contest Totals	1			0	1	0	0	0

Proposition E – Blue Meadow MUD No. 2

Vote For 1

	TOTAL	VOTE %		Election Day	Early Voting	Ballots By Mail	Provisional	Limited Ballot
FOR	1	100.00%	<div style="width: 100%; height: 10px; background-color: #f0e68c;"></div>	0	1	0	0	0
AGAINST	0	0.00%	<div style="width: 0%; height: 10px; background-color: #d3d3d3;"></div>	0	0	0	0	0
Total Votes Cast	1	100.00%	<div style="width: 100%; height: 10px; background-color: #f0e68c;"></div>	0	1	0	0	0
Overvotes	0			0	0	0	0	0
Undervotes	0			0	0	0	0	0
Contest Totals	1			0	1	0	0	0

Summary Results Report
 Joint General and Special Election
 November 7, 2023

FINAL RESULTS
 Combined Accumulated Totals
 COLLIN COUNTY

Proposition F – Blue Meadow MUD No. 2

Vote For 1

	TOTAL	VOTE %	Election Day	Early Voting	Ballots By Mail	Provisional	Limited Ballot
FOR	1	100.00%	0	1	0	0	0
AGAINST	0	0.00%	0	0	0	0	0
Total Votes Cast	1	100.00%	0	1	0	0	0
Overvotes	0		0	0	0	0	0
Undervotes	0		0	0	0	0	0
Contest Totals	1		0	1	0	0	0

Proposition G – Blue Meadow MUD No. 2

Vote For 1

	TOTAL	VOTE %	Election Day	Early Voting	Ballots By Mail	Provisional	Limited Ballot
FOR	1	100.00%	0	1	0	0	0
AGAINST	0	0.00%	0	0	0	0	0
Total Votes Cast	1	100.00%	0	1	0	0	0
Overvotes	0		0	0	0	0	0
Undervotes	0		0	0	0	0	0
Contest Totals	1		0	1	0	0	0

Directors – Blue Meadow MUD No. 2

Vote For 5

	TOTAL	VOTE %	Election Day	Early Voting	Ballots By Mail	Provisional	Limited Ballot
Tommy McAden	1	20.00%	0	1	0	0	0
Christina Dolle	1	20.00%	0	1	0	0	0
Kennedy Layne Kraft	1	20.00%	0	1	0	0	0
Ethan Spradlin	1	20.00%	0	1	0	0	0
Lori Vinz	1	20.00%	0	1	0	0	0
Total Votes Cast	5	100.00%	0	5	0	0	0
Overvotes	0		0	0	0	0	0
Undervotes	0		0	0	0	0	0
Contest Totals	5		0	5	0	0	0

Proposition A – Blue Meadow MUD No. 3

Vote For 1

	TOTAL	VOTE %	Election Day	Early Voting	Ballots By Mail	Provisional	Limited Ballot
FOR	1	100.00%	0	1	0	0	0
AGAINST	0	0.00%	0	0	0	0	0
Total Votes Cast	1	100.00%	0	1	0	0	0
Overvotes	0		0	0	0	0	0
Undervotes	0		0	0	0	0	0
Contest Totals	1		0	1	0	0	0

Summary Results Report
 Joint General and Special Election
 November 7, 2023

FINAL RESULTS
 Combined Accumulated Totals
 COLLIN COUNTY

Proposition B – Blue Meadow MUD No. 3

Vote For 1

	TOTAL	VOTE %		Election Day	Early Voting	Ballots By Mail	Provisional	Limited Ballot
FOR	1	100.00%	<div style="width: 100%; height: 10px; background-color: #f0e68c;"></div>	0	1	0	0	0
AGAINST	0	0.00%	<div style="width: 0%; height: 10px; background-color: #d3d3d3;"></div>	0	0	0	0	0
Total Votes Cast	1	100.00%	<div style="width: 100%; height: 10px; background-color: #f0e68c;"></div>	0	1	0	0	0
Overvotes	0			0	0	0	0	0
Undervotes	0			0	0	0	0	0
Contest Totals	1			0	1	0	0	0

Proposition C – Blue Meadow MUD No. 3

Vote For 1

	TOTAL	VOTE %		Election Day	Early Voting	Ballots By Mail	Provisional	Limited Ballot
FOR	1	100.00%	<div style="width: 100%; height: 10px; background-color: #f0e68c;"></div>	0	1	0	0	0
AGAINST	0	0.00%	<div style="width: 0%; height: 10px; background-color: #d3d3d3;"></div>	0	0	0	0	0
Total Votes Cast	1	100.00%	<div style="width: 100%; height: 10px; background-color: #f0e68c;"></div>	0	1	0	0	0
Overvotes	0			0	0	0	0	0
Undervotes	0			0	0	0	0	0
Contest Totals	1			0	1	0	0	0

Proposition D – Blue Meadow MUD No. 3

Vote For 1

	TOTAL	VOTE %		Election Day	Early Voting	Ballots By Mail	Provisional	Limited Ballot
FOR	1	100.00%	<div style="width: 100%; height: 10px; background-color: #f0e68c;"></div>	0	1	0	0	0
AGAINST	0	0.00%	<div style="width: 0%; height: 10px; background-color: #d3d3d3;"></div>	0	0	0	0	0
Total Votes Cast	1	100.00%	<div style="width: 100%; height: 10px; background-color: #f0e68c;"></div>	0	1	0	0	0
Overvotes	0			0	0	0	0	0
Undervotes	0			0	0	0	0	0
Contest Totals	1			0	1	0	0	0

Proposition E – Blue Meadow MUD No. 3

Vote For 1

	TOTAL	VOTE %		Election Day	Early Voting	Ballots By Mail	Provisional	Limited Ballot
FOR	1	100.00%	<div style="width: 100%; height: 10px; background-color: #f0e68c;"></div>	0	1	0	0	0
AGAINST	0	0.00%	<div style="width: 0%; height: 10px; background-color: #d3d3d3;"></div>	0	0	0	0	0
Total Votes Cast	1	100.00%	<div style="width: 100%; height: 10px; background-color: #f0e68c;"></div>	0	1	0	0	0
Overvotes	0			0	0	0	0	0
Undervotes	0			0	0	0	0	0
Contest Totals	1			0	1	0	0	0

Summary Results Report
 Joint General and Special Election
 November 7, 2023

FINAL RESULTS
 Combined Accumulated Totals
 COLLIN COUNTY

Proposition F – Blue Meadow MUD No. 3

Vote For 1

	TOTAL	VOTE %	Election Day	Early Voting	Ballots By Mail	Provisional	Limited Ballot
FOR	1	100.00%	0	1	0	0	0
AGAINST	0	0.00%	0	0	0	0	0
Total Votes Cast	1	100.00%	0	1	0	0	0
Overvotes	0		0	0	0	0	0
Undervotes	0		0	0	0	0	0
Contest Totals	1		0	1	0	0	0

Proposition G – Blue Meadow MUD No. 3

Vote For 1

	TOTAL	VOTE %	Election Day	Early Voting	Ballots By Mail	Provisional	Limited Ballot
FOR	1	100.00%	0	1	0	0	0
AGAINST	0	0.00%	0	0	0	0	0
Total Votes Cast	1	100.00%	0	1	0	0	0
Overvotes	0		0	0	0	0	0
Undervotes	0		0	0	0	0	0
Contest Totals	1		0	1	0	0	0

Directors – Blue Meadow MUD No. 3

Vote For 5

	TOTAL	VOTE %	Election Day	Early Voting	Ballots By Mail	Provisional	Limited Ballot
Madison Byrd	1	20.00%	0	1	0	0	0
Vancil Spradlin	1	20.00%	0	1	0	0	0
Hayley Halliburton	1	20.00%	0	1	0	0	0
Jim Vinz	1	20.00%	0	1	0	0	0
Collin Edmonds	1	20.00%	0	1	0	0	0
Total Votes Cast	5	100.00%	0	5	0	0	0
Overvotes	0		0	0	0	0	0
Undervotes	0		0	0	0	0	0
Contest Totals	5		0	5	0	0	0

Proposition A – Chambers Grove MUD No. 1

Vote For 1

	TOTAL	VOTE %	Election Day	Early Voting	Ballots By Mail	Provisional	Limited Ballot
FOR	1	100.00%	0	1	0	0	0
AGAINST	0	0.00%	0	0	0	0	0
Total Votes Cast	1	100.00%	0	1	0	0	0
Overvotes	0		0	0	0	0	0
Undervotes	0		0	0	0	0	0
Contest Totals	1		0	1	0	0	0

Summary Results Report
 Joint General and Special Election
 November 7, 2023

FINAL RESULTS
 Combined Accumulated Totals
 COLLIN COUNTY

Proposition B – Chambers Grove MUD No. 1

Vote For 1

	TOTAL	VOTE %	Election Day	Early Voting	Ballots By Mail	Provisional	Limited Ballot
FOR	1	100.00%	0	1	0	0	0
AGAINST	0	0.00%	0	0	0	0	0
Total Votes Cast	1	100.00%	0	1	0	0	0
Overvotes	0		0	0	0	0	0
Undervotes	0		0	0	0	0	0
Contest Totals	1		0	1	0	0	0

Proposition C – Chambers Grove MUD No. 1

Vote For 1

	TOTAL	VOTE %	Election Day	Early Voting	Ballots By Mail	Provisional	Limited Ballot
FOR	1	100.00%	0	1	0	0	0
AGAINST	0	0.00%	0	0	0	0	0
Total Votes Cast	1	100.00%	0	1	0	0	0
Overvotes	0		0	0	0	0	0
Undervotes	0		0	0	0	0	0
Contest Totals	1		0	1	0	0	0

Proposition D – Chambers Grove MUD No. 1

Vote For 1

	TOTAL	VOTE %	Election Day	Early Voting	Ballots By Mail	Provisional	Limited Ballot
FOR	1	100.00%	0	1	0	0	0
AGAINST	0	0.00%	0	0	0	0	0
Total Votes Cast	1	100.00%	0	1	0	0	0
Overvotes	0		0	0	0	0	0
Undervotes	0		0	0	0	0	0
Contest Totals	1		0	1	0	0	0

Proposition E – Chambers Grove MUD No. 1

Vote For 1

	TOTAL	VOTE %	Election Day	Early Voting	Ballots By Mail	Provisional	Limited Ballot
FOR	1	100.00%	0	1	0	0	0
AGAINST	0	0.00%	0	0	0	0	0
Total Votes Cast	1	100.00%	0	1	0	0	0
Overvotes	0		0	0	0	0	0
Undervotes	0		0	0	0	0	0
Contest Totals	1		0	1	0	0	0

Summary Results Report
 Joint General and Special Election
 November 7, 2023

FINAL RESULTS
 Combined Accumulated Totals
 COLLIN COUNTY

Proposition F – Chambers Grove MUD No. 1

Vote For 1

	TOTAL	VOTE %	Election Day	Early Voting	Ballots By Mail	Provisional	Limited Ballot
FOR	1	100.00%	0	1	0	0	0
AGAINST	0	0.00%	0	0	0	0	0
Total Votes Cast	1	100.00%	0	1	0	0	0
Overvotes	0		0	0	0	0	0
Undervotes	0		0	0	0	0	0
Contest Totals	1		0	1	0	0	0

Directors – Chambers Grove MUD No. 1

Vote For 5

	TOTAL	VOTE %	Election Day	Early Voting	Ballots By Mail	Provisional	Limited Ballot
Kory Wilkinson	1	20.00%	0	1	0	0	0
Caitlyn Smith	1	20.00%	0	1	0	0	0
Seth Woodfin	1	20.00%	0	1	0	0	0
Matt Brost	1	20.00%	0	1	0	0	0
Stephen Rapp	1	20.00%	0	1	0	0	0
Total Votes Cast	5	100.00%	0	5	0	0	0
Overvotes	0		0	0	0	0	0
Undervotes	0		0	0	0	0	0
Contest Totals	5		0	5	0	0	0

Proposition A – Collin County MUD No. 10

Vote For 1

	TOTAL	VOTE %	Election Day	Early Voting	Ballots By Mail	Provisional	Limited Ballot
For	1	100.00%	0	1	0	0	0
Against	0	0.00%	0	0	0	0	0
Total Votes Cast	1	100.00%	0	1	0	0	0
Overvotes	0		0	0	0	0	0
Undervotes	0		0	0	0	0	0
Contest Totals	1		0	1	0	0	0

Directors – Collin County MUD No. 10

Vote For 5

	TOTAL	VOTE %	Election Day	Early Voting	Ballots By Mail	Provisional	Limited Ballot
Ashley Williams	1	20.00%	0	1	0	0	0
Brent Wall	1	20.00%	0	1	0	0	0
Blake Gustafson	1	20.00%	0	1	0	0	0
Michael Hanschen	1	20.00%	0	1	0	0	0
Matthew Ledlie	1	20.00%	0	1	0	0	0
Total Votes Cast	5	100.00%	0	5	0	0	0
Overvotes	0		0	0	0	0	0
Undervotes	0		0	0	0	0	0
Contest Totals	5		0	5	0	0	0

Summary Results Report
 Joint General and Special Election
 November 7, 2023

FINAL RESULTS
 Combined Accumulated Totals
 COLLIN COUNTY

Proposition B – Collin County MUD No. 10

Vote For 1

	TOTAL	VOTE %		Election Day	Early Voting	Ballots By Mail	Provisional	Limited Ballot
For	1	100.00%	<div style="width: 100%; height: 10px; background-color: #f0e68c;"></div>	0	1	0	0	0
Against	0	0.00%	<div style="width: 0%; height: 10px; background-color: #d3d3d3;"></div>	0	0	0	0	0
Total Votes Cast	1	100.00%	<div style="width: 100%; height: 10px; background-color: #f0e68c;"></div>	0	1	0	0	0
Overvotes	0			0	0	0	0	0
Undervotes	0			0	0	0	0	0
Contest Totals	1			0	1	0	0	0

Proposition C – Collin County MUD No. 10

Vote For 1

	TOTAL	VOTE %		Election Day	Early Voting	Ballots By Mail	Provisional	Limited Ballot
For	1	100.00%	<div style="width: 100%; height: 10px; background-color: #f0e68c;"></div>	0	1	0	0	0
Against	0	0.00%	<div style="width: 0%; height: 10px; background-color: #d3d3d3;"></div>	0	0	0	0	0
Total Votes Cast	1	100.00%	<div style="width: 100%; height: 10px; background-color: #f0e68c;"></div>	0	1	0	0	0
Overvotes	0			0	0	0	0	0
Undervotes	0			0	0	0	0	0
Contest Totals	1			0	1	0	0	0

Proposition D – Collin County MUD No. 10

Vote For 1

	TOTAL	VOTE %		Election Day	Early Voting	Ballots By Mail	Provisional	Limited Ballot
For	1	100.00%	<div style="width: 100%; height: 10px; background-color: #f0e68c;"></div>	0	1	0	0	0
Against	0	0.00%	<div style="width: 0%; height: 10px; background-color: #d3d3d3;"></div>	0	0	0	0	0
Total Votes Cast	1	100.00%	<div style="width: 100%; height: 10px; background-color: #f0e68c;"></div>	0	1	0	0	0
Overvotes	0			0	0	0	0	0
Undervotes	0			0	0	0	0	0
Contest Totals	1			0	1	0	0	0

Proposition E – Collin County MUD No. 10

Vote For 1

	TOTAL	VOTE %		Election Day	Early Voting	Ballots By Mail	Provisional	Limited Ballot
For	1	100.00%	<div style="width: 100%; height: 10px; background-color: #f0e68c;"></div>	0	1	0	0	0
Against	0	0.00%	<div style="width: 0%; height: 10px; background-color: #d3d3d3;"></div>	0	0	0	0	0
Total Votes Cast	1	100.00%	<div style="width: 100%; height: 10px; background-color: #f0e68c;"></div>	0	1	0	0	0
Overvotes	0			0	0	0	0	0
Undervotes	0			0	0	0	0	0
Contest Totals	1			0	1	0	0	0

Summary Results Report
 Joint General and Special Election
 November 7, 2023

FINAL RESULTS
 Combined Accumulated Totals
 COLLIN COUNTY

Proposition F – Collin County MUD No. 10

Vote For 1

	TOTAL	VOTE %		Election Day	Early Voting	Ballots By Mail	Provisional	Limited Ballot
For	1	100.00%	<div style="width: 100%; height: 10px; background-color: #ffc107;"></div>	0	1	0	0	0
Against	0	0.00%	<div style="width: 0%; height: 10px; background-color: #6c757d;"></div>	0	0	0	0	0
Total Votes Cast	1	100.00%	<div style="width: 100%; height: 10px; background-color: #ffc107;"></div>	0	1	0	0	0
Overvotes	0			0	0	0	0	0
Undervotes	0			0	0	0	0	0
Contest Totals	1			0	1	0	0	0

Proposition A – LC MUD No. 1

Vote For 1

	TOTAL	VOTE %		Election Day	Early Voting	Ballots By Mail	Provisional	Limited Ballot
FOR	1	100.00%	<div style="width: 100%; height: 10px; background-color: #ffc107;"></div>	0	1	0	0	0
AGAINST	0	0.00%	<div style="width: 0%; height: 10px; background-color: #6c757d;"></div>	0	0	0	0	0
Total Votes Cast	1	100.00%	<div style="width: 100%; height: 10px; background-color: #ffc107;"></div>	0	1	0	0	0
Overvotes	0			0	0	0	0	0
Undervotes	0			0	0	0	0	0
Contest Totals	1			0	1	0	0	0

Proposition A – Serenade MUD

Vote For 1

	TOTAL	VOTE %		Election Day	Early Voting	Ballots By Mail	Provisional	Limited Ballot
FOR	1	100.00%	<div style="width: 100%; height: 10px; background-color: #ffc107;"></div>	0	1	0	0	0
AGAINST	0	0.00%	<div style="width: 0%; height: 10px; background-color: #6c757d;"></div>	0	0	0	0	0
Total Votes Cast	1	100.00%	<div style="width: 100%; height: 10px; background-color: #ffc107;"></div>	0	1	0	0	0
Overvotes	0			0	0	0	0	0
Undervotes	0			0	0	0	0	0
Contest Totals	1			0	1	0	0	0

Proposition B – Serenade MUD

Vote For 1

	TOTAL	VOTE %		Election Day	Early Voting	Ballots By Mail	Provisional	Limited Ballot
FOR	1	100.00%	<div style="width: 100%; height: 10px; background-color: #ffc107;"></div>	0	1	0	0	0
AGAINST	0	0.00%	<div style="width: 0%; height: 10px; background-color: #6c757d;"></div>	0	0	0	0	0
Total Votes Cast	1	100.00%	<div style="width: 100%; height: 10px; background-color: #ffc107;"></div>	0	1	0	0	0
Overvotes	0			0	0	0	0	0
Undervotes	0			0	0	0	0	0
Contest Totals	1			0	1	0	0	0

Summary Results Report
 Joint General and Special Election
 November 7, 2023

FINAL RESULTS
 Combined Accumulated Totals
 COLLIN COUNTY

Proposition C – Serenade MUD

Vote For 1

	TOTAL	VOTE %		Election Day	Early Voting	Ballots By Mail	Provisional	Limited Ballot
FOR	1	100.00%	<div style="width: 100%; height: 10px; background-color: #f0e68c;"></div>	0	1	0	0	0
AGAINST	0	0.00%	<div style="width: 0%; height: 10px; background-color: #d3d3d3;"></div>	0	0	0	0	0
Total Votes Cast	1	100.00%	<div style="width: 100%; height: 10px; background-color: #f0e68c;"></div>	0	1	0	0	0
Overvotes	0			0	0	0	0	0
Undervotes	0			0	0	0	0	0
Contest Totals	1			0	1	0	0	0

Proposition D – Serenade MUD

Vote For 1

	TOTAL	VOTE %		Election Day	Early Voting	Ballots By Mail	Provisional	Limited Ballot
FOR	1	100.00%	<div style="width: 100%; height: 10px; background-color: #f0e68c;"></div>	0	1	0	0	0
AGAINST	0	0.00%	<div style="width: 0%; height: 10px; background-color: #d3d3d3;"></div>	0	0	0	0	0
Total Votes Cast	1	100.00%	<div style="width: 100%; height: 10px; background-color: #f0e68c;"></div>	0	1	0	0	0
Overvotes	0			0	0	0	0	0
Undervotes	0			0	0	0	0	0
Contest Totals	1			0	1	0	0	0

Proposition E – Serenade MUD

Vote For 1

	TOTAL	VOTE %		Election Day	Early Voting	Ballots By Mail	Provisional	Limited Ballot
FOR	1	100.00%	<div style="width: 100%; height: 10px; background-color: #f0e68c;"></div>	0	1	0	0	0
AGAINST	0	0.00%	<div style="width: 0%; height: 10px; background-color: #d3d3d3;"></div>	0	0	0	0	0
Total Votes Cast	1	100.00%	<div style="width: 100%; height: 10px; background-color: #f0e68c;"></div>	0	1	0	0	0
Overvotes	0			0	0	0	0	0
Undervotes	0			0	0	0	0	0
Contest Totals	1			0	1	0	0	0

Proposition F – Serenade MUD

Vote For 1

	TOTAL	VOTE %		Election Day	Early Voting	Ballots By Mail	Provisional	Limited Ballot
FOR	1	100.00%	<div style="width: 100%; height: 10px; background-color: #f0e68c;"></div>	0	1	0	0	0
AGAINST	0	0.00%	<div style="width: 0%; height: 10px; background-color: #d3d3d3;"></div>	0	0	0	0	0
Total Votes Cast	1	100.00%	<div style="width: 100%; height: 10px; background-color: #f0e68c;"></div>	0	1	0	0	0
Overvotes	0			0	0	0	0	0
Undervotes	0			0	0	0	0	0
Contest Totals	1			0	1	0	0	0

Summary Results Report
 Joint General and Special Election
 November 7, 2023

FINAL RESULTS
 Combined Accumulated Totals
 COLLIN COUNTY

Directors – Serenade MUD

Vote For 5

	TOTAL	VOTE %	Election Day	Early Voting	Ballots By Mail	Provision al	Limited Ballot
Andrew Jiles	0		0	0	0	0	0
Greg Gillham	0		0	0	0	0	0
Michelle Baggett	0		0	0	0	0	0
Jamie Kaufmann	0		0	0	0	0	0
Kimberly Radecki	0		0	0	0	0	0
Total Votes Cast	0		0	0	0	0	0
Overvotes	0		0	0	0	0	0
Undervotes	5		0	5	0	0	0
Contest Totals	5		0	5	0	0	0