

001

Statistics

	TOTAL	Election Day	Early Voting	Mail
Registered Voters - Total	2,582			
Ballots Cast - Total	276	107	137	32
Voter Turnout - Total	10.69%			

REP District Judge, 401st Judicial District

Vote For 1

	TOTAL	VOTE %		Election Day	Early Voting	Mail
George Flint	45	60.81%	<div><div></div></div>	24	18	3
Sarah Fox	29	39.19%	<div><div></div></div>	20	8	1
Total Votes Cast	74	100.00%	<div><div></div></div>	44	26	4
Overvotes	0			0	0	0
Undervotes	0			0	0	0
Contest Totals	74			44	26	4

DEM United States Senator

Vote For 1

	TOTAL	VOTE %		Election Day	Early Voting	Mail
Royce West	81	40.70%	<div><div></div></div>	19	45	17
Mary "MJ" Hegar	118	59.30%	<div><div></div></div>	43	64	11
Total Votes Cast	199	100.00%	<div><div></div></div>	62	109	28
Overvotes	0			0	0	0
Undervotes	3			1	2	0
Contest Totals	202			63	111	28

DEM United States Representative District 3

Vote For 1

	TOTAL	VOTE %		Election Day	Early Voting	Mail
Lulu Seikaly	111	56.35%	<div><div></div></div>	32	64	15
Sean McCaffity	86	43.65%	<div><div></div></div>	31	43	12
Total Votes Cast	197	100.00%	<div><div></div></div>	63	107	27
Overvotes	0			0	0	0
Undervotes	5			0	4	1
Contest Totals	202			63	111	28

DEM Railroad Commissioner

Vote For 1

	TOTAL	VOTE %		Election Day	Early Voting	Mail
Roberto R. "Beto" Alonzo	48	25.81%	<div><div></div></div>	18	27	3
Chrysta Castañeda	138	74.19%	<div><div></div></div>	41	76	21
Total Votes Cast	186	100.00%	<div><div></div></div>	59	103	24
Overvotes	0			0	0	0
Undervotes	16			4	8	4
Contest Totals	202			63	111	28

002

Statistics

	TOTAL	Election Day	Early Voting	Mail
Registered Voters - Total	4,195			
Ballots Cast - Total	308	116	150	42
Voter Turnout - Total	7.34%			

REP District Judge, 401st Judicial District

Vote For 1

	TOTAL	VOTE %		Election Day	Early Voting	Mail
George Flint	61	67.03%	<div><div></div></div>	25	35	1
Sarah Fox	30	32.97%	<div><div></div></div>	17	10	3
Total Votes Cast	91	100.00%	<div><div></div></div>	42	45	4
Overvotes	0			0	0	0
Undervotes	1			0	0	1
Contest Totals	92			42	45	5

DEM United States Senator

Vote For 1

	TOTAL	VOTE %		Election Day	Early Voting	Mail
Royce West	101	46.76%	<div><div></div></div>	34	49	18
Mary "MJ" Hegar	115	53.24%	<div><div></div></div>	40	56	19
Total Votes Cast	216	100.00%	<div><div></div></div>	74	105	37
Overvotes	0			0	0	0
Undervotes	0			0	0	0
Contest Totals	216			74	105	37

DEM United States Representative District 3

Vote For 1

	TOTAL	VOTE %		Election Day	Early Voting	Mail
Lulu Seikaly	111	52.61%	<div><div></div></div>	33	53	25
Sean McCaffity	100	47.39%	<div><div></div></div>	38	51	11
Total Votes Cast	211	100.00%	<div><div></div></div>	71	104	36
Overvotes	0			0	0	0
Undervotes	5			3	1	1
Contest Totals	216			74	105	37

DEM Railroad Commissioner

Vote For 1

	TOTAL	VOTE %		Election Day	Early Voting	Mail
Roberto R. "Beto" Alonzo	71	33.97%	<div><div></div></div>	21	36	14
Chrysta Castañeda	138	66.03%	<div><div></div></div>	49	66	23
Total Votes Cast	209	100.00%	<div><div></div></div>	70	102	37
Overvotes	0			0	0	0
Undervotes	7			4	3	0
Contest Totals	216			74	105	37

003

Statistics

	TOTAL	Election Day	Early Voting	Mail
Registered Voters - Total	2,473			
Ballots Cast - Total	167	57	81	29
Voter Turnout - Total	6.75%			

REP District Judge, 401st Judicial District

Vote For 1

	TOTAL	VOTE %		Election Day	Early Voting	Mail
George Flint	7	41.18%	<div><div></div></div>	3	4	0
Sarah Fox	10	58.82%	<div><div></div></div>	6	4	0
Total Votes Cast	17	100.00%	<div><div></div></div>	9	8	0
Overvotes	0			0	0	0
Undervotes	1			0	1	0
Contest Totals	18			9	9	0

DEM United States Senator

Vote For 1

	TOTAL	VOTE %		Election Day	Early Voting	Mail
Royce West	108	72.48%	<div><div></div></div>	29	54	25
Mary "MJ" Hegar	41	27.52%	<div><div></div></div>	19	18	4
Total Votes Cast	149	100.00%	<div><div></div></div>	48	72	29
Overvotes	0			0	0	0
Undervotes	0			0	0	0
Contest Totals	149			48	72	29

DEM United States Representative District 3

Vote For 1

	TOTAL	VOTE %		Election Day	Early Voting	Mail
Lulu Seikaly	83	59.29%	<div><div></div></div>	30	36	17
Sean McCaffity	57	40.71%	<div><div></div></div>	16	31	10
Total Votes Cast	140	100.00%	<div><div></div></div>	46	67	27
Overvotes	0			0	0	0
Undervotes	9			2	5	2
Contest Totals	149			48	72	29

DEM Railroad Commissioner

Vote For 1

	TOTAL	VOTE %		Election Day	Early Voting	Mail
Roberto R. "Beto" Alonzo	69	49.64%	<div><div></div></div>	19	41	9
Chrysta Castañeda	70	50.36%	<div><div></div></div>	27	27	16
Total Votes Cast	139	100.00%	<div><div></div></div>	46	68	25
Overvotes	0			0	0	0
Undervotes	10			2	4	4
Contest Totals	149			48	72	29

004

Statistics

	TOTAL	Election Day	Early Voting	Mail
Registered Voters - Total	1,965			
Ballots Cast - Total	138	60	67	11
Voter Turnout - Total	7.02%			

REP District Judge, 401st Judicial District

Vote For 1

	TOTAL	VOTE %		Election Day	Early Voting	Mail
George Flint	37	60.66%	<div><div></div></div>	15	22	0
Sarah Fox	24	39.34%	<div><div></div></div>	10	13	1
Total Votes Cast	61	100.00%	<div><div></div></div>	25	35	1
Overvotes	0			0	0	0
Undervotes	1			1	0	0
Contest Totals	62			26	35	1

DEM United States Senator

Vote For 1

	TOTAL	VOTE %		Election Day	Early Voting	Mail
Royce West	28	37.33%	<div><div></div></div>	11	15	2
Mary "MJ" Hegar	47	62.67%	<div><div></div></div>	23	16	8
Total Votes Cast	75	100.00%	<div><div></div></div>	34	31	10
Overvotes	0			0	0	0
Undervotes	1			0	1	0
Contest Totals	76			34	32	10

DEM United States Representative District 3

Vote For 1

	TOTAL	VOTE %		Election Day	Early Voting	Mail
Lulu Seikaly	45	59.21%	<div><div></div></div>	19	20	6
Sean McCaffity	31	40.79%	<div><div></div></div>	15	12	4
Total Votes Cast	76	100.00%	<div><div></div></div>	34	32	10
Overvotes	0			0	0	0
Undervotes	0			0	0	0
Contest Totals	76			34	32	10

DEM Railroad Commissioner

Vote For 1

	TOTAL	VOTE %		Election Day	Early Voting	Mail
Roberto R. "Beto" Alonzo	29	39.73%	<div><div></div></div>	7	19	3
Chrysta Castañeda	44	60.27%	<div><div></div></div>	25	12	7
Total Votes Cast	73	100.00%	<div><div></div></div>	32	31	10
Overvotes	0			0	0	0
Undervotes	3			2	1	0
Contest Totals	76			34	32	10

005

Statistics

	TOTAL	Election Day	Early Voting	Mail
Registered Voters - Total	1,015			
Ballots Cast - Total	115	32	55	28
Voter Turnout - Total	11.33%			

REP District Judge, 401st Judicial District

Vote For 1

	TOTAL	VOTE %		Election Day	Early Voting	Mail
George Flint	44	74.58%	<div><div></div></div>	16	21	7
Sarah Fox	15	25.42%	<div><div></div></div>	4	7	4
Total Votes Cast	59	100.00%	<div><div></div></div>	20	28	11
Overvotes	0			0	0	0
Undervotes	0			0	0	0
Contest Totals	59			20	28	11

DEM United States Senator

Vote For 1

	TOTAL	VOTE %		Election Day	Early Voting	Mail
Royce West	24	43.64%	<div><div></div></div>	7	14	3
Mary "MJ" Hegar	31	56.36%	<div><div></div></div>	5	13	13
Total Votes Cast	55	100.00%	<div><div></div></div>	12	27	16
Overvotes	0			0	0	0
Undervotes	1			0	0	1
Contest Totals	56			12	27	17

DEM United States Representative District 3

Vote For 1

	TOTAL	VOTE %		Election Day	Early Voting	Mail
Lulu Seikaly	24	45.28%	<div><div></div></div>	4	15	5
Sean McCaffity	29	54.72%	<div><div></div></div>	8	10	11
Total Votes Cast	53	100.00%	<div><div></div></div>	12	25	16
Overvotes	0			0	0	0
Undervotes	3			0	2	1
Contest Totals	56			12	27	17

DEM Railroad Commissioner

Vote For 1

	TOTAL	VOTE %		Election Day	Early Voting	Mail
Roberto R. "Beto" Alonzo	26	49.06%	<div><div></div></div>	8	10	8
Chrysta Castañeda	27	50.94%	<div><div></div></div>	3	16	8
Total Votes Cast	53	100.00%	<div><div></div></div>	11	26	16
Overvotes	0			0	0	0
Undervotes	3			1	1	1
Contest Totals	56			12	27	17

005

DEM State Representative District 67 STATE HOUSE REP DISTRICT 67

Vote For 1

	TOTAL	VOTE %		Election Day	Early Voting	Mail
Lorenzo Sanchez	31	57.41%	<div><div></div><div></div></div>	10	16	5
Tom Adair	23	42.59%	<div><div></div><div></div></div>	2	9	12
Total Votes Cast	54	100.00%	<div><div></div></div>	12	25	17
Overvotes	0			0	0	0
Undervotes	2			0	2	0
Contest Totals	56			12	27	17

006

Statistics

	TOTAL	Election Day	Early Voting	Mail
Registered Voters - Total	1,456			
Ballots Cast - Total	122	43	72	7
Voter Turnout - Total	8.38%			

REP District Judge, 401st Judicial District

Vote For 1

	TOTAL	VOTE %		Election Day	Early Voting	Mail
George Flint	25	78.12%	<div><div></div></div>	12	11	2
Sarah Fox	7	21.88%	<div><div></div></div>	2	5	0
Total Votes Cast	32	100.00%	<div><div></div></div>	14	16	2
Overvotes	0			0	0	0
Undervotes	0			0	0	0
Contest Totals	32			14	16	2

DEM United States Senator

Vote For 1

	TOTAL	VOTE %		Election Day	Early Voting	Mail
Royce West	58	65.91%	<div><div></div></div>	17	39	2
Mary "MJ" Hegar	30	34.09%	<div><div></div></div>	11	16	3
Total Votes Cast	88	100.00%	<div><div></div></div>	28	55	5
Overvotes	0			0	0	0
Undervotes	2			1	1	0
Contest Totals	90			29	56	5

DEM United States Representative District 3

Vote For 1

	TOTAL	VOTE %		Election Day	Early Voting	Mail
Lulu Seikaly	57	65.52%	<div><div></div></div>	21	32	4
Sean McCaffity	30	34.48%	<div><div></div></div>	8	21	1
Total Votes Cast	87	100.00%	<div><div></div></div>	29	53	5
Overvotes	0			0	0	0
Undervotes	3			0	3	0
Contest Totals	90			29	56	5

DEM Railroad Commissioner

Vote For 1

	TOTAL	VOTE %		Election Day	Early Voting	Mail
Roberto R. "Beto" Alonzo	40	46.51%	<div><div></div></div>	12	26	2
Chrysta Castañeda	46	53.49%	<div><div></div></div>	16	27	3
Total Votes Cast	86	100.00%	<div><div></div></div>	28	53	5
Overvotes	0			0	0	0
Undervotes	4			1	3	0
Contest Totals	90			29	56	5

007

Statistics

	TOTAL	Election Day	Early Voting	Mail
Registered Voters - Total	1,519			
Ballots Cast - Total	175	67	76	32
Voter Turnout - Total	11.52%			

REP District Judge, 401st Judicial District

Vote For 1

	TOTAL	VOTE %		Election Day	Early Voting	Mail
George Flint	35	62.50%	<div><div></div></div>	14	18	3
Sarah Fox	21	37.50%	<div><div></div></div>	5	6	10
Total Votes Cast	56	100.00%	<div><div></div></div>	19	24	13
Overvotes	0			0	0	0
Undervotes	0			0	0	0
Contest Totals	56			19	24	13

DEM United States Senator

Vote For 1

	TOTAL	VOTE %		Election Day	Early Voting	Mail
Royce West	59	50.00%	<div><div></div></div>	23	28	8
Mary "MJ" Hegar	59	50.00%	<div><div></div></div>	24	24	11
Total Votes Cast	118	100.00%	<div><div></div></div>	47	52	19
Overvotes	0			0	0	0
Undervotes	1			1	0	0
Contest Totals	119			48	52	19

DEM United States Representative District 3

Vote For 1

	TOTAL	VOTE %		Election Day	Early Voting	Mail
Lulu Seikaly	61	52.14%	<div><div></div></div>	25	24	12
Sean McCaffity	56	47.86%	<div><div></div></div>	23	27	6
Total Votes Cast	117	100.00%	<div><div></div></div>	48	51	18
Overvotes	0			0	0	0
Undervotes	2			0	1	1
Contest Totals	119			48	52	19

DEM Railroad Commissioner

Vote For 1

	TOTAL	VOTE %		Election Day	Early Voting	Mail
Roberto R. "Beto" Alonzo	47	41.96%	<div><div></div></div>	21	23	3
Chrysta Castañeda	65	58.04%	<div><div></div></div>	25	27	13
Total Votes Cast	112	100.00%	<div><div></div></div>	46	50	16
Overvotes	0			0	0	0
Undervotes	7			2	2	3
Contest Totals	119			48	52	19

008

Statistics

	TOTAL	Election Day	Early Voting	Mail
Registered Voters - Total	2,852			
Ballots Cast - Total	100	45	42	13
Voter Turnout - Total	3.51%			

REP District Judge, 401st Judicial District

Vote For 1

	TOTAL	VOTE %		Election Day	Early Voting	Mail
George Flint	43	79.63%	<div><div></div></div>	22	16	5
Sarah Fox	11	20.37%	<div><div></div></div>	6	5	0
Total Votes Cast	54	100.00%	<div><div></div></div>	28	21	5
Overvotes	0			0	0	0
Undervotes	0			0	0	0
Contest Totals	54			28	21	5

DEM United States Senator

Vote For 1

	TOTAL	VOTE %		Election Day	Early Voting	Mail
Royce West	14	31.11%	<div><div></div></div>	2	8	4
Mary "MJ" Hegar	31	68.89%	<div><div></div></div>	14	13	4
Total Votes Cast	45	100.00%	<div><div></div></div>	16	21	8
Overvotes	0			0	0	0
Undervotes	1			1	0	0
Contest Totals	46			17	21	8

DEM United States Representative District 3

Vote For 1

	TOTAL	VOTE %		Election Day	Early Voting	Mail
Lulu Seikaly	28	62.22%	<div><div></div></div>	7	14	7
Sean McCaffity	17	37.78%	<div><div></div></div>	9	7	1
Total Votes Cast	45	100.00%	<div><div></div></div>	16	21	8
Overvotes	0			0	0	0
Undervotes	1			1	0	0
Contest Totals	46			17	21	8

DEM Railroad Commissioner

Vote For 1

	TOTAL	VOTE %		Election Day	Early Voting	Mail
Roberto R. "Beto" Alonzo	8	18.18%	<div><div></div></div>	3	2	3
Chrysta Castañeda	36	81.82%	<div><div></div></div>	14	17	5
Total Votes Cast	44	100.00%	<div><div></div></div>	17	19	8
Overvotes	0			0	0	0
Undervotes	2			0	2	0
Contest Totals	46			17	21	8

009

Statistics

	TOTAL	Election Day	Early Voting	Mail
Registered Voters - Total	2,809			
Ballots Cast - Total	203	90	98	15
Voter Turnout - Total	7.23%			

REP District Judge, 401st Judicial District

Vote For 1

	TOTAL	VOTE %		Election Day	Early Voting	Mail
George Flint	49	66.22%	<div><div></div></div>	30	19	0
Sarah Fox	25	33.78%	<div><div></div></div>	12	11	2
Total Votes Cast	74	100.00%	<div><div></div></div>	42	30	2
Overvotes	0			0	0	0
Undervotes	0			0	0	0
Contest Totals	74			42	30	2

DEM United States Senator

Vote For 1

	TOTAL	VOTE %		Election Day	Early Voting	Mail
Royce West	60	46.51%	<div><div></div></div>	29	27	4
Mary "MJ" Hegar	69	53.49%	<div><div></div></div>	19	41	9
Total Votes Cast	129	100.00%	<div><div></div></div>	48	68	13
Overvotes	0			0	0	0
Undervotes	0			0	0	0
Contest Totals	129			48	68	13

DEM United States Representative District 3

Vote For 1

	TOTAL	VOTE %		Election Day	Early Voting	Mail
Lulu Seikaly	84	66.14%	<div><div></div></div>	33	41	10
Sean McCaffity	43	33.86%	<div><div></div></div>	13	27	3
Total Votes Cast	127	100.00%	<div><div></div></div>	46	68	13
Overvotes	0			0	0	0
Undervotes	2			2	0	0
Contest Totals	129			48	68	13

DEM Railroad Commissioner

Vote For 1

	TOTAL	VOTE %		Election Day	Early Voting	Mail
Roberto R. "Beto" Alonzo	32	25.40%	<div><div></div></div>	13	18	1
Chrysta Castañeda	94	74.60%	<div><div></div></div>	33	50	11
Total Votes Cast	126	100.00%	<div><div></div></div>	46	68	12
Overvotes	0			0	0	0
Undervotes	3			2	0	1
Contest Totals	129			48	68	13

010

Statistics

	TOTAL	Election Day	Early Voting	Mail
Registered Voters - Total	693			
Ballots Cast - Total	27	8	14	5
Voter Turnout - Total	3.90%			

REP District Judge, 401st Judicial District

Vote For 1

	TOTAL	VOTE %		Election Day	Early Voting	Mail
George Flint	12	75.00%	<div><div></div></div>	7	3	2
Sarah Fox	4	25.00%	<div><div></div></div>	1	3	0
Total Votes Cast	16	100.00%	<div><div></div></div>	8	6	2
Overvotes	0			0	0	0
Undervotes	0			0	0	0
Contest Totals	16			8	6	2

DEM United States Senator

Vote For 1

	TOTAL	VOTE %		Election Day	Early Voting	Mail
Royce West	4	36.36%	<div><div></div></div>	0	4	0
Mary "MJ" Hegar	7	63.64%	<div><div></div></div>	0	4	3
Total Votes Cast	11	100.00%	<div><div></div></div>	0	8	3
Overvotes	0			0	0	0
Undervotes	0			0	0	0
Contest Totals	11			0	8	3

DEM United States Representative District 3

Vote For 1

	TOTAL	VOTE %		Election Day	Early Voting	Mail
Lulu Seikaly	6	54.55%	<div><div></div></div>	0	6	0
Sean McCaffity	5	45.45%	<div><div></div></div>	0	2	3
Total Votes Cast	11	100.00%	<div><div></div></div>	0	8	3
Overvotes	0			0	0	0
Undervotes	0			0	0	0
Contest Totals	11			0	8	3

DEM Railroad Commissioner

Vote For 1

	TOTAL	VOTE %		Election Day	Early Voting	Mail
Roberto R. "Beto" Alonzo	5	45.45%	<div><div></div></div>	0	2	3
Chrysta Castañeda	6	54.55%	<div><div></div></div>	0	6	0
Total Votes Cast	11	100.00%	<div><div></div></div>	0	8	3
Overvotes	0			0	0	0
Undervotes	0			0	0	0
Contest Totals	11			0	8	3

011

Statistics

	TOTAL	Election Day	Early Voting	Mail
Registered Voters - Total	3,761			
Ballots Cast - Total	124	48	50	26
Voter Turnout - Total	3.30%			

REP District Judge, 401st Judicial District

Vote For 1

	TOTAL	VOTE %		Election Day	Early Voting	Mail
George Flint	43	75.44%	<div><div></div></div>	14	27	2
Sarah Fox	14	24.56%	<div><div></div></div>	6	5	3
Total Votes Cast	57	100.00%	<div><div></div></div>	20	32	5
Overvotes	0			0	0	0
Undervotes	0			0	0	0
Contest Totals	57			20	32	5

DEM United States Senator

Vote For 1

	TOTAL	VOTE %		Election Day	Early Voting	Mail
Royce West	38	56.72%	<div><div></div></div>	11	16	11
Mary "MJ" Hegar	29	43.28%	<div><div></div></div>	17	2	10
Total Votes Cast	67	100.00%	<div><div></div></div>	28	18	21
Overvotes	0			0	0	0
Undervotes	0			0	0	0
Contest Totals	67			28	18	21

DEM Railroad Commissioner

Vote For 1

	TOTAL	VOTE %		Election Day	Early Voting	Mail
Roberto R. "Beto" Alonzo	24	40.00%	<div><div></div></div>	14	6	4
Chrysta Castañeda	36	60.00%	<div><div></div></div>	12	9	15
Total Votes Cast	60	100.00%	<div><div></div></div>	26	15	19
Overvotes	0			0	0	0
Undervotes	7			2	3	2
Contest Totals	67			28	18	21

012

Statistics

	TOTAL	Election Day	Early Voting	Mail
Registered Voters - Total	2,077			
Ballots Cast - Total	188	49	85	54
Voter Turnout - Total	9.05%			

REP District Judge, 401st Judicial District

Vote For 1

	TOTAL	VOTE %		Election Day	Early Voting	Mail
George Flint	47	63.51%	<div><div></div></div>	16	23	8
Sarah Fox	27	36.49%	<div><div></div></div>	15	9	3
Total Votes Cast	74	100.00%	<div><div></div></div>	31	32	11
Overvotes	0			0	0	0
Undervotes	1			0	1	0
Contest Totals	75			31	33	11

DEM United States Senator

Vote For 1

	TOTAL	VOTE %		Election Day	Early Voting	Mail
Royce West	38	33.63%	<div><div></div></div>	7	18	13
Mary "MJ" Hegar	75	66.37%	<div><div></div></div>	11	34	30
Total Votes Cast	113	100.00%	<div><div></div></div>	18	52	43
Overvotes	0			0	0	0
Undervotes	0			0	0	0
Contest Totals	113			18	52	43

DEM United States Representative District 3

Vote For 1

	TOTAL	VOTE %		Election Day	Early Voting	Mail
Lulu Seikaly	72	63.72%	<div><div></div></div>	11	31	30
Sean McCaffity	41	36.28%	<div><div></div></div>	7	21	13
Total Votes Cast	113	100.00%	<div><div></div></div>	18	52	43
Overvotes	0			0	0	0
Undervotes	0			0	0	0
Contest Totals	113			18	52	43

DEM Railroad Commissioner

Vote For 1

	TOTAL	VOTE %		Election Day	Early Voting	Mail
Roberto R. "Beto" Alonzo	28	27.18%	<div><div></div></div>	6	6	16
Chrysta Castañeda	75	72.82%	<div><div></div></div>	10	43	22
Total Votes Cast	103	100.00%	<div><div></div></div>	16	49	38
Overvotes	0			0	0	0
Undervotes	10			2	3	5
Contest Totals	113			18	52	43

013

Statistics

	TOTAL	Election Day	Early Voting	Mail
Registered Voters - Total	5,231			
Ballots Cast - Total	279	125	123	31
Voter Turnout - Total	5.33%			

REP District Judge, 401st Judicial District

Vote For 1

	TOTAL	VOTE %		Election Day	Early Voting	Mail
George Flint	105	70.95%	<div><div></div></div>	46	56	3
Sarah Fox	43	29.05%	<div><div></div></div>	15	16	12
Total Votes Cast	148	100.00%	<div><div></div></div>	61	72	15
Overvotes	0			0	0	0
Undervotes	0			0	0	0
Contest Totals	148			61	72	15

DEM United States Senator

Vote For 1

	TOTAL	VOTE %		Election Day	Early Voting	Mail
Royce West	65	49.62%	<div><div></div></div>	37	24	4
Mary "MJ" Hegar	66	50.38%	<div><div></div></div>	27	27	12
Total Votes Cast	131	100.00%	<div><div></div></div>	64	51	16
Overvotes	0			0	0	0
Undervotes	0			0	0	0
Contest Totals	131			64	51	16

DEM Railroad Commissioner

Vote For 1

	TOTAL	VOTE %		Election Day	Early Voting	Mail
Roberto R. "Beto" Alonzo	56	44.80%	<div><div></div></div>	30	17	9
Chrysta Castañeda	69	55.20%	<div><div></div></div>	29	34	6
Total Votes Cast	125	100.00%	<div><div></div></div>	59	51	15
Overvotes	0			0	0	0
Undervotes	6			5	0	1
Contest Totals	131			64	51	16

014

Statistics

	TOTAL	Election Day	Early Voting	Mail
Registered Voters - Total	2,924			
Ballots Cast - Total	213	69	98	46
Voter Turnout - Total	7.28%			

REP District Judge, 401st Judicial District

Vote For 1

	TOTAL	VOTE %		Election Day	Early Voting	Mail
George Flint	34	79.07%	<div><div></div></div>	8	17	9
Sarah Fox	9	20.93%	<div><div></div></div>	2	4	3
Total Votes Cast	43	100.00%	<div><div></div></div>	10	21	12
Overvotes	0			0	0	0
Undervotes	0			0	0	0
Contest Totals	43			10	21	12

DEM United States Senator

Vote For 1

	TOTAL	VOTE %		Election Day	Early Voting	Mail
Royce West	83	48.82%	<div><div></div></div>	31	34	18
Mary "MJ" Hegar	87	51.18%	<div><div></div></div>	28	43	16
Total Votes Cast	170	100.00%	<div><div></div></div>	59	77	34
Overvotes	0			0	0	0
Undervotes	0			0	0	0
Contest Totals	170			59	77	34

DEM United States Representative District 3

Vote For 1

	TOTAL	VOTE %		Election Day	Early Voting	Mail
Lulu Seikaly	98	60.12%	<div><div></div></div>	41	38	19
Sean McCaffity	65	39.88%	<div><div></div></div>	16	37	12
Total Votes Cast	163	100.00%	<div><div></div></div>	57	75	31
Overvotes	0			0	0	0
Undervotes	7			2	2	3
Contest Totals	170			59	77	34

DEM Railroad Commissioner

Vote For 1

	TOTAL	VOTE %		Election Day	Early Voting	Mail
Roberto R. "Beto" Alonzo	55	33.95%	<div><div></div></div>	20	27	8
Chrysta Castañeda	107	66.05%	<div><div></div></div>	37	46	24
Total Votes Cast	162	100.00%	<div><div></div></div>	57	73	32
Overvotes	0			0	0	0
Undervotes	8			2	4	2
Contest Totals	170			59	77	34

015

Statistics

	TOTAL	Election Day	Early Voting	Mail
Registered Voters - Total	1,608			
Ballots Cast - Total	169	59	75	35
Voter Turnout - Total	10.51%			

REP District Judge, 401st Judicial District

Vote For 1

	TOTAL	VOTE %		Election Day	Early Voting	Mail
George Flint	40	75.47%	<div><div></div></div>	14	23	3
Sarah Fox	13	24.53%	<div><div></div></div>	7	2	4
Total Votes Cast	53	100.00%	<div><div></div></div>	21	25	7
Overvotes	0			0	0	0
Undervotes	0			0	0	0
Contest Totals	53			21	25	7

DEM United States Senator

Vote For 1

	TOTAL	VOTE %		Election Day	Early Voting	Mail
Royce West	55	48.25%	<div><div></div></div>	14	29	12
Mary "MJ" Hegar	59	51.75%	<div><div></div></div>	24	19	16
Total Votes Cast	114	100.00%	<div><div></div></div>	38	48	28
Overvotes	0			0	0	0
Undervotes	2			0	2	0
Contest Totals	116			38	50	28

DEM United States Representative District 3

Vote For 1

	TOTAL	VOTE %		Election Day	Early Voting	Mail
Lulu Seikaly	71	63.96%	<div><div></div></div>	24	28	19
Sean McCaffity	40	36.04%	<div><div></div></div>	13	19	8
Total Votes Cast	111	100.00%	<div><div></div></div>	37	47	27
Overvotes	0			0	0	0
Undervotes	5			1	3	1
Contest Totals	116			38	50	28

DEM Railroad Commissioner

Vote For 1

	TOTAL	VOTE %		Election Day	Early Voting	Mail
Roberto R. "Beto" Alonzo	40	37.04%	<div><div></div></div>	17	15	8
Chrysta Castañeda	68	62.96%	<div><div></div></div>	20	28	20
Total Votes Cast	108	100.00%	<div><div></div></div>	37	43	28
Overvotes	0			0	0	0
Undervotes	8			1	7	0
Contest Totals	116			38	50	28

016

Statistics

	TOTAL	Election Day	Early Voting	Mail
Registered Voters - Total	3,387			
Ballots Cast - Total	219	90	113	16
Voter Turnout - Total	6.47%			

REP District Judge, 401st Judicial District

Vote For 1

	TOTAL	VOTE %		Election Day	Early Voting	Mail
George Flint	45	63.38%	<div><div></div></div>	22	22	1
Sarah Fox	26	36.62%	<div><div></div></div>	13	10	3
Total Votes Cast	71	100.00%	<div><div></div></div>	35	32	4
Overvotes	0			0	0	0
Undervotes	1			1	0	0
Contest Totals	72			36	32	4

DEM United States Senator

Vote For 1

	TOTAL	VOTE %		Election Day	Early Voting	Mail
Royce West	65	44.22%	<div><div></div></div>	25	40	0
Mary "MJ" Hegar	82	55.78%	<div><div></div></div>	29	41	12
Total Votes Cast	147	100.00%	<div><div></div></div>	54	81	12
Overvotes	0			0	0	0
Undervotes	0			0	0	0
Contest Totals	147			54	81	12

DEM United States Representative District 3

Vote For 1

	TOTAL	VOTE %		Election Day	Early Voting	Mail
Lulu Seikaly	92	63.01%	<div><div></div></div>	34	54	4
Sean McCaffity	54	36.99%	<div><div></div></div>	20	26	8
Total Votes Cast	146	100.00%	<div><div></div></div>	54	80	12
Overvotes	0			0	0	0
Undervotes	1			0	1	0
Contest Totals	147			54	81	12

DEM Railroad Commissioner

Vote For 1

	TOTAL	VOTE %		Election Day	Early Voting	Mail
Roberto R. "Beto" Alonzo	65	45.45%	<div><div></div></div>	23	33	9
Chrysta Castañeda	78	54.55%	<div><div></div></div>	30	45	3
Total Votes Cast	143	100.00%	<div><div></div></div>	53	78	12
Overvotes	0			0	0	0
Undervotes	4			1	3	0
Contest Totals	147			54	81	12

Summary Results Report
Primary Runoff
July 14, 2020

FINAL RESULTS
37 of 37 Vote Centers Reporting
Collin County, Texas

017

Statistics

	TOTAL	Election Day	Early Voting	Mail
Registered Voters - Total	3,344			
Ballots Cast - Total	199	107	61	31
Voter Turnout - Total	5.95%			

REP District Judge, 401st Judicial District

Vote For 1

	TOTAL	VOTE %		Election Day	Early Voting	Mail
George Flint	53	71.62%	<div><div></div></div>	42	9	2
Sarah Fox	21	28.38%	<div><div></div></div>	15	6	0
Total Votes Cast	74	100.00%	<div><div></div></div>	57	15	2
Overvotes	0			0	0	0
Undervotes	0			0	0	0
Contest Totals	74			57	15	2

DEM United States Senator

Vote For 1

	TOTAL	VOTE %		Election Day	Early Voting	Mail
Royce West	64	51.20%	<div><div></div></div>	23	27	14
Mary "MJ" Hegar	61	48.80%	<div><div></div></div>	27	19	15
Total Votes Cast	125	100.00%	<div><div></div></div>	50	46	29
Overvotes	0			0	0	0
Undervotes	0			0	0	0
Contest Totals	125			50	46	29

DEM Railroad Commissioner

Vote For 1

	TOTAL	VOTE %		Election Day	Early Voting	Mail
Roberto R. "Beto" Alonzo	50	40.65%	<div><div></div></div>	23	20	7
Chrysta Castañeda	73	59.35%	<div><div></div></div>	27	25	21
Total Votes Cast	123	100.00%	<div><div></div></div>	50	45	28
Overvotes	0			0	0	0
Undervotes	2			0	1	1
Contest Totals	125			50	46	29

018

Statistics

	TOTAL	Election Day	Early Voting	Mail
Registered Voters - Total	848			
Ballots Cast - Total	58	16	9	33
Voter Turnout - Total	6.84%			

REP District Judge, 401st Judicial District

Vote For 1

	TOTAL	VOTE %		Election Day	Early Voting	Mail
George Flint	17	68.00%	<div><div></div></div>	11	4	2
Sarah Fox	8	32.00%	<div><div></div></div>	5	2	1
Total Votes Cast	25	100.00%	<div><div></div></div>	16	6	3
Overvotes	0			0	0	0
Undervotes	0			0	0	0
Contest Totals	25			16	6	3

DEM United States Senator

Vote For 1

	TOTAL	VOTE %		Election Day	Early Voting	Mail
Royce West	14	42.42%	<div><div></div></div>	0	0	14
Mary "MJ" Hegar	19	57.58%	<div><div></div></div>	0	3	16
Total Votes Cast	33	100.00%	<div><div></div></div>	0	3	30
Overvotes	0			0	0	0
Undervotes	0			0	0	0
Contest Totals	33			0	3	30

DEM Railroad Commissioner

Vote For 1

	TOTAL	VOTE %		Election Day	Early Voting	Mail
Roberto R. "Beto" Alonzo	13	39.39%	<div><div></div></div>	0	2	11
Chrysta Castañeda	20	60.61%	<div><div></div></div>	0	1	19
Total Votes Cast	33	100.00%	<div><div></div></div>	0	3	30
Overvotes	0			0	0	0
Undervotes	0			0	0	0
Contest Totals	33			0	3	30

019

Statistics

	TOTAL	Election Day	Early Voting	Mail
Registered Voters - Total	1,602			
Ballots Cast - Total	184	47	108	29
Voter Turnout - Total	11.49%			

REP District Judge, 401st Judicial District

Vote For 1

	TOTAL	VOTE %		Election Day	Early Voting	Mail
George Flint	44	63.77%	<div><div></div></div>	12	31	1
Sarah Fox	25	36.23%	<div><div></div></div>	11	11	3
Total Votes Cast	69	100.00%	<div><div></div></div>	23	42	4
Overvotes	0			0	0	0
Undervotes	0			0	0	0
Contest Totals	69			23	42	4

DEM United States Senator

Vote For 1

	TOTAL	VOTE %		Election Day	Early Voting	Mail
Royce West	40	35.40%	<div><div></div></div>	8	26	6
Mary "MJ" Hegar	73	64.60%	<div><div></div></div>	15	39	19
Total Votes Cast	113	100.00%	<div><div></div></div>	23	65	25
Overvotes	0			0	0	0
Undervotes	2			1	1	0
Contest Totals	115			24	66	25

DEM United States Representative District 3

Vote For 1

	TOTAL	VOTE %		Election Day	Early Voting	Mail
Lulu Seikaly	52	46.85%	<div><div></div></div>	12	26	14
Sean McCaffity	59	53.15%	<div><div></div></div>	12	37	10
Total Votes Cast	111	100.00%	<div><div></div></div>	24	63	24
Overvotes	0			0	0	0
Undervotes	4			0	3	1
Contest Totals	115			24	66	25

DEM Railroad Commissioner

Vote For 1

	TOTAL	VOTE %		Election Day	Early Voting	Mail
Roberto R. "Beto" Alonzo	36	33.03%	<div><div></div></div>	9	21	6
Chrysta Castañeda	73	66.97%	<div><div></div></div>	14	42	17
Total Votes Cast	109	100.00%	<div><div></div></div>	23	63	23
Overvotes	0			0	0	0
Undervotes	6			1	3	2
Contest Totals	115			24	66	25

Summary Results Report
Primary Runoff
July 14, 2020

FINAL RESULTS
37 of 37 Vote Centers Reporting
Collin County, Texas

020

Statistics

	TOTAL	Election Day	Early Voting	Mail
Registered Voters - Total	830			
Ballots Cast - Total	45	18	17	10
Voter Turnout - Total	5.42%			

REP District Judge, 401st Judicial District

Vote For 1

	TOTAL	VOTE %		Election Day	Early Voting	Mail
George Flint	17	68.00%	<div><div></div></div>	12	4	1
Sarah Fox	8	32.00%	<div><div></div></div>	4	4	0
Total Votes Cast	25	100.00%	<div><div></div></div>	16	8	1
Overvotes	0			0	0	0
Undervotes	0			0	0	0
Contest Totals	25			16	8	1

DEM United States Senator

Vote For 1

	TOTAL	VOTE %		Election Day	Early Voting	Mail
Royce West	7	35.00%	<div><div></div></div>	0	4	3
Mary "MJ" Hegar	13	65.00%	<div><div></div></div>	2	5	6
Total Votes Cast	20	100.00%	<div><div></div></div>	2	9	9
Overvotes	0			0	0	0
Undervotes	0			0	0	0
Contest Totals	20			2	9	9

DEM Railroad Commissioner

Vote For 1

	TOTAL	VOTE %		Election Day	Early Voting	Mail
Roberto R. "Beto" Alonzo	7	38.89%	<div><div></div></div>	0	3	4
Chrysta Castañeda	11	61.11%	<div><div></div></div>	2	4	5
Total Votes Cast	18	100.00%	<div><div></div></div>	2	7	9
Overvotes	0			0	0	0
Undervotes	2			0	2	0
Contest Totals	20			2	9	9

021

Statistics

	TOTAL	Election Day	Early Voting	Mail
Registered Voters - Total	4,181			
Ballots Cast - Total	506	167	249	90
Voter Turnout - Total	12.10%			

REP District Judge, 401st Judicial District

Vote For 1

	TOTAL	VOTE %		Election Day	Early Voting	Mail
George Flint	113	76.35%	<div><div></div></div>	45	62	6
Sarah Fox	35	23.65%	<div><div></div></div>	13	15	7
Total Votes Cast	148	100.00%	<div><div></div></div>	58	77	13
Overvotes	0			0	0	0
Undervotes	0			0	0	0
Contest Totals	148			58	77	13

DEM United States Senator

Vote For 1

	TOTAL	VOTE %		Election Day	Early Voting	Mail
Royce West	157	44.86%	<div><div></div></div>	43	79	35
Mary "MJ" Hegar	193	55.14%	<div><div></div></div>	64	88	41
Total Votes Cast	350	100.00%	<div><div></div></div>	107	167	76
Overvotes	0			0	0	0
Undervotes	8			2	5	1
Contest Totals	358			109	172	77

DEM United States Representative District 3

Vote For 1

	TOTAL	VOTE %		Election Day	Early Voting	Mail
Lulu Seikaly	216	62.97%	<div><div></div></div>	69	100	47
Sean McCaffity	127	37.03%	<div><div></div></div>	38	62	27
Total Votes Cast	343	100.00%	<div><div></div></div>	107	162	74
Overvotes	0			0	0	0
Undervotes	15			2	10	3
Contest Totals	358			109	172	77

DEM Railroad Commissioner

Vote For 1

	TOTAL	VOTE %		Election Day	Early Voting	Mail
Roberto R. "Beto" Alonzo	115	34.23%	<div><div></div></div>	43	51	21
Chrysta Castañeda	221	65.77%	<div><div></div></div>	60	109	52
Total Votes Cast	336	100.00%	<div><div></div></div>	103	160	73
Overvotes	0			0	0	0
Undervotes	22			6	12	4
Contest Totals	358			109	172	77

021

DEM State Representative District 67 STATE HOUSE REP DISTRICT 67

Vote For 1

	TOTAL	VOTE %		Election Day	Early Voting	Mail
Lorenzo Sanchez	163	46.97%	<div><div></div></div>	59	85	19
Tom Adair	184	53.03%	<div><div></div></div>	48	81	55
Total Votes Cast	347	100.00%	<div><div></div></div>	107	166	74
Overvotes	0			0	0	0
Undervotes	11			2	6	3
Contest Totals	358			109	172	77

022

Statistics

	TOTAL	Election Day	Early Voting	Mail
Registered Voters - Total	3,777			
Ballots Cast - Total	194	77	89	28
Voter Turnout - Total	5.14%			

REP District Judge, 401st Judicial District

Vote For 1

	TOTAL	VOTE %		Election Day	Early Voting	Mail
George Flint	55	56.12%	<div><div></div></div>	29	23	3
Sarah Fox	43	43.88%	<div><div></div></div>	14	25	4
Total Votes Cast	98	100.00%	<div><div></div></div>	43	48	7
Overvotes	0			0	0	0
Undervotes	1			1	0	0
Contest Totals	99			44	48	7

DEM United States Senator

Vote For 1

	TOTAL	VOTE %		Election Day	Early Voting	Mail
Royce West	39	41.49%	<div><div></div></div>	12	16	11
Mary "MJ" Hegar	55	58.51%	<div><div></div></div>	21	25	9
Total Votes Cast	94	100.00%	<div><div></div></div>	33	41	20
Overvotes	0			0	0	0
Undervotes	1			0	0	1
Contest Totals	95			33	41	21

DEM Railroad Commissioner

Vote For 1

	TOTAL	VOTE %		Election Day	Early Voting	Mail
Roberto R. "Beto" Alonzo	30	32.97%	<div><div></div></div>	12	14	4
Chrysta Castañeda	61	67.03%	<div><div></div></div>	20	27	14
Total Votes Cast	91	100.00%	<div><div></div></div>	32	41	18
Overvotes	0			0	0	0
Undervotes	4			1	0	3
Contest Totals	95			33	41	21

023

Statistics

	TOTAL	Election Day	Early Voting	Mail
Registered Voters - Total	2,722			
Ballots Cast - Total	231	94	109	28
Voter Turnout - Total	8.49%			

REP District Judge, 401st Judicial District

Vote For 1

	TOTAL	VOTE %		Election Day	Early Voting	Mail
George Flint	8	72.73%	<div><div></div></div>	5	2	1
Sarah Fox	3	27.27%	<div><div></div></div>	2	1	0
Total Votes Cast	11	100.00%	<div><div></div></div>	7	3	1
Overvotes	0			0	0	0
Undervotes	0			0	0	0
Contest Totals	11			7	3	1

DEM United States Senator

Vote For 1

	TOTAL	VOTE %		Election Day	Early Voting	Mail
Royce West	130	61.03%	<div><div></div></div>	51	66	13
Mary "MJ" Hegar	83	38.97%	<div><div></div></div>	33	37	13
Total Votes Cast	213	100.00%	<div><div></div></div>	84	103	26
Overvotes	0			0	0	0
Undervotes	7			3	3	1
Contest Totals	220			87	106	27

DEM United States Representative District 3

Vote For 1

	TOTAL	VOTE %		Election Day	Early Voting	Mail
Lulu Seikaly	139	66.51%	<div><div></div></div>	54	67	18
Sean McCaffity	70	33.49%	<div><div></div></div>	28	34	8
Total Votes Cast	209	100.00%	<div><div></div></div>	82	101	26
Overvotes	0			0	0	0
Undervotes	11			5	5	1
Contest Totals	220			87	106	27

DEM Railroad Commissioner

Vote For 1

	TOTAL	VOTE %		Election Day	Early Voting	Mail
Roberto R. "Beto" Alonzo	92	45.54%	<div><div></div></div>	39	41	12
Chrysta Castañeda	110	54.46%	<div><div></div></div>	37	59	14
Total Votes Cast	202	100.00%	<div><div></div></div>	76	100	26
Overvotes	0			0	0	0
Undervotes	18			11	6	1
Contest Totals	220			87	106	27

023

DEM State Representative District 67 STATE HOUSE REP DISTRICT 67

Vote For 1

	TOTAL	VOTE %		Election Day	Early Voting	Mail
Lorenzo Sanchez	121	56.81%	<div><div></div></div>	57	51	13
Tom Adair	92	43.19%	<div><div></div></div>	26	53	13
Total Votes Cast	213	100.00%	<div><div></div></div>	83	104	26
Overvotes	0			0	0	0
Undervotes	7			4	2	1
Contest Totals	220			87	106	27

024

Statistics

	TOTAL	Election Day	Early Voting	Mail
Registered Voters - Total	2,426			
Ballots Cast - Total	185	82	84	19
Voter Turnout - Total	7.63%			

REP District Judge, 401st Judicial District

Vote For 1

	TOTAL	VOTE %		Election Day	Early Voting	Mail
George Flint	5	35.71%	<div><div></div></div>	3	2	0
Sarah Fox	9	64.29%	<div><div></div></div>	5	2	2
Total Votes Cast	14	100.00%	<div><div></div></div>	8	4	2
Overvotes	0			0	0	0
Undervotes	0			0	0	0
Contest Totals	14			8	4	2

DEM United States Senator

Vote For 1

	TOTAL	VOTE %		Election Day	Early Voting	Mail
Royce West	93	54.39%	<div><div></div></div>	38	51	4
Mary "MJ" Hegar	78	45.61%	<div><div></div></div>	36	29	13
Total Votes Cast	171	100.00%	<div><div></div></div>	74	80	17
Overvotes	0			0	0	0
Undervotes	0			0	0	0
Contest Totals	171			74	80	17

DEM United States Representative District 3

Vote For 1

	TOTAL	VOTE %		Election Day	Early Voting	Mail
Lulu Seikaly	107	64.46%	<div><div></div></div>	46	49	12
Sean McCaffity	59	35.54%	<div><div></div></div>	23	31	5
Total Votes Cast	166	100.00%	<div><div></div></div>	69	80	17
Overvotes	0			0	0	0
Undervotes	5			5	0	0
Contest Totals	171			74	80	17

DEM Railroad Commissioner

Vote For 1

	TOTAL	VOTE %		Election Day	Early Voting	Mail
Roberto R. "Beto" Alonzo	54	33.75%	<div><div></div></div>	27	24	3
Chrysta Castañeda	106	66.25%	<div><div></div></div>	40	53	13
Total Votes Cast	160	100.00%	<div><div></div></div>	67	77	16
Overvotes	0			0	0	0
Undervotes	11			7	3	1
Contest Totals	171			74	80	17

025

Statistics

	TOTAL	Election Day	Early Voting	Mail
Registered Voters - Total	5,198			
Ballots Cast - Total	452	149	272	31
Voter Turnout - Total	8.70%			

REP District Judge, 401st Judicial District

Vote For 1

	TOTAL	VOTE %		Election Day	Early Voting	Mail
George Flint	56	61.54%	<div><div></div></div>	18	31	7
Sarah Fox	35	38.46%	<div><div></div></div>	13	22	0
Total Votes Cast	91	100.00%	<div><div></div></div>	31	53	7
Overvotes	0			0	0	0
Undervotes	1			0	1	0
Contest Totals	92			31	54	7

DEM United States Senator

Vote For 1

	TOTAL	VOTE %		Election Day	Early Voting	Mail
Royce West	202	56.58%	<div><div></div></div>	66	123	13
Mary "MJ" Hegar	155	43.42%	<div><div></div></div>	50	94	11
Total Votes Cast	357	100.00%	<div><div></div></div>	116	217	24
Overvotes	0			0	0	0
Undervotes	3			2	1	0
Contest Totals	360			118	218	24

DEM United States Representative District 3

Vote For 1

	TOTAL	VOTE %		Election Day	Early Voting	Mail
Lulu Seikaly	203	58.84%	<div><div></div></div>	65	124	14
Sean McCaffity	142	41.16%	<div><div></div></div>	48	86	8
Total Votes Cast	345	100.00%	<div><div></div></div>	113	210	22
Overvotes	0			0	0	0
Undervotes	15			5	8	2
Contest Totals	360			118	218	24

DEM Railroad Commissioner

Vote For 1

	TOTAL	VOTE %		Election Day	Early Voting	Mail
Roberto R. "Beto" Alonzo	132	38.71%	<div><div></div></div>	48	77	7
Chrysta Castañeda	209	61.29%	<div><div></div></div>	64	132	13
Total Votes Cast	341	100.00%	<div><div></div></div>	112	209	20
Overvotes	0			0	0	0
Undervotes	19			6	9	4
Contest Totals	360			118	218	24

026

Statistics

	TOTAL	Election Day	Early Voting	Mail
Registered Voters - Total	1,820			
Ballots Cast - Total	209	76	105	28
Voter Turnout - Total	11.48%			

REP District Judge, 401st Judicial District

Vote For 1

	TOTAL	VOTE %		Election Day	Early Voting	Mail
George Flint	36	64.29%	<div><div></div></div>	16	18	2
Sarah Fox	20	35.71%	<div><div></div></div>	11	8	1
Total Votes Cast	56	100.00%	<div><div></div></div>	27	26	3
Overvotes	0			0	0	0
Undervotes	0			0	0	0
Contest Totals	56			27	26	3

DEM United States Senator

Vote For 1

	TOTAL	VOTE %		Election Day	Early Voting	Mail
Royce West	57	38.51%	<div><div></div></div>	23	30	4
Mary "MJ" Hegar	91	61.49%	<div><div></div></div>	23	47	21
Total Votes Cast	148	100.00%	<div><div></div></div>	46	77	25
Overvotes	0			0	0	0
Undervotes	5			3	2	0
Contest Totals	153			49	79	25

DEM United States Representative District 3

Vote For 1

	TOTAL	VOTE %		Election Day	Early Voting	Mail
Lulu Seikaly	97	65.54%	<div><div></div></div>	28	52	17
Sean McCaffity	51	34.46%	<div><div></div></div>	19	25	7
Total Votes Cast	148	100.00%	<div><div></div></div>	47	77	24
Overvotes	0			0	0	0
Undervotes	5			2	2	1
Contest Totals	153			49	79	25

DEM Railroad Commissioner

Vote For 1

	TOTAL	VOTE %		Election Day	Early Voting	Mail
Roberto R. "Beto" Alonzo	51	35.42%	<div><div></div></div>	20	24	7
Chrysta Castañeda	93	64.58%	<div><div></div></div>	24	52	17
Total Votes Cast	144	100.00%	<div><div></div></div>	44	76	24
Overvotes	0			0	0	0
Undervotes	9			5	3	1
Contest Totals	153			49	79	25

026

DEM State Representative District 67 STATE HOUSE REP DISTRICT 67

Vote For 1

	TOTAL	VOTE %		Election Day	Early Voting	Mail
Lorenzo Sanchez	73	49.66%	<div><div></div></div>	27	38	8
Tom Adair	74	50.34%	<div><div></div></div>	18	40	16
Total Votes Cast	147	100.00%	<div><div></div></div>	45	78	24
Overvotes	0			0	0	0
Undervotes	6			4	1	1
Contest Totals	153			49	79	25

027

Statistics

	TOTAL	Election Day	Early Voting	Mail
Registered Voters - Total	2,609			
Ballots Cast - Total	188	58	112	18
Voter Turnout - Total	7.21%			

REP District Judge, 401st Judicial District

Vote For 1

	TOTAL	VOTE %		Election Day	Early Voting	Mail
George Flint	47	68.12%	<div><div></div></div>	14	29	4
Sarah Fox	22	31.88%	<div><div></div></div>	4	16	2
Total Votes Cast	69	100.00%	<div><div></div></div>	18	45	6
Overvotes	0			0	0	0
Undervotes	0			0	0	0
Contest Totals	69			18	45	6

DEM United States Senator

Vote For 1

	TOTAL	VOTE %		Election Day	Early Voting	Mail
Royce West	70	59.32%	<div><div></div></div>	24	43	3
Mary "MJ" Hegar	48	40.68%	<div><div></div></div>	15	24	9
Total Votes Cast	118	100.00%	<div><div></div></div>	39	67	12
Overvotes	0			0	0	0
Undervotes	1			1	0	0
Contest Totals	119			40	67	12

DEM Railroad Commissioner

Vote For 1

	TOTAL	VOTE %		Election Day	Early Voting	Mail
Roberto R. "Beto" Alonzo	47	41.23%	<div><div></div></div>	17	29	1
Chrysta Castañeda	67	58.77%	<div><div></div></div>	22	34	11
Total Votes Cast	114	100.00%	<div><div></div></div>	39	63	12
Overvotes	0			0	0	0
Undervotes	5			1	4	0
Contest Totals	119			40	67	12

028

Statistics

	TOTAL	Election Day	Early Voting	Mail
Registered Voters - Total	2,469			
Ballots Cast - Total	264	58	165	41
Voter Turnout - Total	10.69%			

REP District Judge, 401st Judicial District

Vote For 1

	TOTAL	VOTE %		Election Day	Early Voting	Mail
George Flint	34	60.71%	<div><div></div></div>	6	22	6
Sarah Fox	22	39.29%	<div><div></div></div>	7	14	1
Total Votes Cast	56	100.00%	<div><div></div></div>	13	36	7
Overvotes	0			0	0	0
Undervotes	0			0	0	0
Contest Totals	56			13	36	7

DEM United States Senator

Vote For 1

	TOTAL	VOTE %		Election Day	Early Voting	Mail
Royce West	86	41.75%	<div><div></div></div>	22	52	12
Mary "MJ" Hegar	120	58.25%	<div><div></div></div>	23	75	22
Total Votes Cast	206	100.00%	<div><div></div></div>	45	127	34
Overvotes	0			0	0	0
Undervotes	2			0	2	0
Contest Totals	208			45	129	34

DEM United States Representative District 3

Vote For 1

	TOTAL	VOTE %		Election Day	Early Voting	Mail
Lulu Seikaly	136	67.33%	<div><div></div></div>	32	83	21
Sean McCaffity	66	32.67%	<div><div></div></div>	12	41	13
Total Votes Cast	202	100.00%	<div><div></div></div>	44	124	34
Overvotes	0			0	0	0
Undervotes	6			1	5	0
Contest Totals	208			45	129	34

DEM Railroad Commissioner

Vote For 1

	TOTAL	VOTE %		Election Day	Early Voting	Mail
Roberto R. "Beto" Alonzo	61	30.35%	<div><div></div></div>	18	35	8
Chrysta Castañeda	140	69.65%	<div><div></div></div>	27	87	26
Total Votes Cast	201	100.00%	<div><div></div></div>	45	122	34
Overvotes	0			0	0	0
Undervotes	7			0	7	0
Contest Totals	208			45	129	34

029

Statistics

	TOTAL	Election Day	Early Voting	Mail
Registered Voters - Total	2,099			
Ballots Cast - Total	121	60	51	10
Voter Turnout - Total	5.76%			

REP District Judge, 401st Judicial District

Vote For 1

	TOTAL	VOTE %		Election Day	Early Voting	Mail
George Flint	22	64.71%	<div><div></div></div>	13	6	3
Sarah Fox	12	35.29%	<div><div></div></div>	4	6	2
Total Votes Cast	34	100.00%	<div><div></div></div>	17	12	5
Overvotes	0			0	0	0
Undervotes	0			0	0	0
Contest Totals	34			17	12	5

DEM United States Senator

Vote For 1

	TOTAL	VOTE %		Election Day	Early Voting	Mail
Royce West	39	44.83%	<div><div></div></div>	21	17	1
Mary "MJ" Hegar	48	55.17%	<div><div></div></div>	22	22	4
Total Votes Cast	87	100.00%	<div><div></div></div>	43	39	5
Overvotes	0			0	0	0
Undervotes	0			0	0	0
Contest Totals	87			43	39	5

DEM Railroad Commissioner

Vote For 1

	TOTAL	VOTE %		Election Day	Early Voting	Mail
Roberto R. "Beto" Alonzo	28	34.15%	<div><div></div></div>	15	12	1
Chrysta Castañeda	54	65.85%	<div><div></div></div>	26	24	4
Total Votes Cast	82	100.00%	<div><div></div></div>	41	36	5
Overvotes	0			0	0	0
Undervotes	5			2	3	0
Contest Totals	87			43	39	5

030

Statistics

	TOTAL	Election Day	Early Voting	Mail
Registered Voters - Total	4,422			
Ballots Cast - Total	331	141	155	35
Voter Turnout - Total	7.49%			

REP District Judge, 401st Judicial District

Vote For 1

	TOTAL	VOTE %		Election Day	Early Voting	Mail
George Flint	84	75.00%	<div><div></div></div>	42	34	8
Sarah Fox	28	25.00%	<div><div></div></div>	16	11	1
Total Votes Cast	112	100.00%	<div><div></div></div>	58	45	9
Overvotes	0			0	0	0
Undervotes	0			0	0	0
Contest Totals	112			58	45	9

DEM United States Senator

Vote For 1

	TOTAL	VOTE %		Election Day	Early Voting	Mail
Royce West	95	43.78%	<div><div></div></div>	34	49	12
Mary "MJ" Hegar	122	56.22%	<div><div></div></div>	48	60	14
Total Votes Cast	217	100.00%	<div><div></div></div>	82	109	26
Overvotes	0			0	0	0
Undervotes	2			1	1	0
Contest Totals	219			83	110	26

DEM United States Representative District 3

Vote For 1

	TOTAL	VOTE %		Election Day	Early Voting	Mail
Lulu Seikaly	144	66.36%	<div><div></div></div>	58	66	20
Sean McCaffity	73	33.64%	<div><div></div></div>	23	44	6
Total Votes Cast	217	100.00%	<div><div></div></div>	81	110	26
Overvotes	0			0	0	0
Undervotes	2			2	0	0
Contest Totals	219			83	110	26

DEM Railroad Commissioner

Vote For 1

	TOTAL	VOTE %		Election Day	Early Voting	Mail
Roberto R. "Beto" Alonzo	64	30.19%	<div><div></div></div>	27	31	6
Chrysta Castañeda	148	69.81%	<div><div></div></div>	51	77	20
Total Votes Cast	212	100.00%	<div><div></div></div>	78	108	26
Overvotes	0			0	0	0
Undervotes	7			5	2	0
Contest Totals	219			83	110	26

031

Statistics

	TOTAL	Election Day	Early Voting	Mail
Registered Voters - Total	2,095			
Ballots Cast - Total	301	84	177	40
Voter Turnout - Total	14.37%			

REP District Judge, 401st Judicial District

Vote For 1

	TOTAL	VOTE %		Election Day	Early Voting	Mail
George Flint	107	77.54%	<div><div></div></div>	29	75	3
Sarah Fox	31	22.46%	<div><div></div></div>	9	17	5
Total Votes Cast	138	100.00%	<div><div></div></div>	38	92	8
Overvotes	0			0	0	0
Undervotes	0			0	0	0
Contest Totals	138			38	92	8

DEM United States Senator

Vote For 1

	TOTAL	VOTE %		Election Day	Early Voting	Mail
Royce West	49	30.06%	<div><div></div></div>	9	33	7
Mary "MJ" Hegar	114	69.94%	<div><div></div></div>	37	52	25
Total Votes Cast	163	100.00%	<div><div></div></div>	46	85	32
Overvotes	0			0	0	0
Undervotes	0			0	0	0
Contest Totals	163			46	85	32

DEM United States Representative District 3

Vote For 1

	TOTAL	VOTE %		Election Day	Early Voting	Mail
Lulu Seikaly	84	52.83%	<div><div></div></div>	27	40	17
Sean McCaffity	75	47.17%	<div><div></div></div>	18	42	15
Total Votes Cast	159	100.00%	<div><div></div></div>	45	82	32
Overvotes	0			0	0	0
Undervotes	4			1	3	0
Contest Totals	163			46	85	32

DEM Railroad Commissioner

Vote For 1

	TOTAL	VOTE %		Election Day	Early Voting	Mail
Roberto R. "Beto" Alonzo	49	31.21%	<div><div></div></div>	22	23	4
Chrysta Castañeda	108	68.79%	<div><div></div></div>	23	57	28
Total Votes Cast	157	100.00%	<div><div></div></div>	45	80	32
Overvotes	0			0	0	0
Undervotes	6			1	5	0
Contest Totals	163			46	85	32

032

Statistics

	TOTAL	Election Day	Early Voting	Mail
Registered Voters - Total	2,488			
Ballots Cast - Total	336	103	188	45
Voter Turnout - Total	13.50%			

REP District Judge, 401st Judicial District

Vote For 1

	TOTAL	VOTE %		Election Day	Early Voting	Mail
George Flint	88	80.73%	<div><div></div></div>	34	47	7
Sarah Fox	21	19.27%	<div><div></div></div>	8	12	1
Total Votes Cast	109	100.00%	<div><div></div></div>	42	59	8
Overvotes	0			0	0	0
Undervotes	0			0	0	0
Contest Totals	109			42	59	8

DEM United States Senator

Vote For 1

	TOTAL	VOTE %		Election Day	Early Voting	Mail
Royce West	79	35.11%	<div><div></div></div>	20	47	12
Mary "MJ" Hegar	146	64.89%	<div><div></div></div>	41	81	24
Total Votes Cast	225	100.00%	<div><div></div></div>	61	128	36
Overvotes	0			0	0	0
Undervotes	2			0	1	1
Contest Totals	227			61	129	37

DEM United States Representative District 3

Vote For 1

	TOTAL	VOTE %		Election Day	Early Voting	Mail
Lulu Seikaly	137	61.71%	<div><div></div></div>	38	76	23
Sean McCaffity	85	38.29%	<div><div></div></div>	21	50	14
Total Votes Cast	222	100.00%	<div><div></div></div>	59	126	37
Overvotes	0			0	0	0
Undervotes	5			2	3	0
Contest Totals	227			61	129	37

DEM Railroad Commissioner

Vote For 1

	TOTAL	VOTE %		Election Day	Early Voting	Mail
Roberto R. "Beto" Alonzo	82	37.96%	<div><div></div></div>	28	42	12
Chrysta Castañeda	134	62.04%	<div><div></div></div>	30	82	22
Total Votes Cast	216	100.00%	<div><div></div></div>	58	124	34
Overvotes	0			0	0	0
Undervotes	11			3	5	3
Contest Totals	227			61	129	37

032

DEM State Representative District 67 STATE HOUSE REP DISTRICT 67

Vote For 1

	TOTAL	VOTE %		Election Day	Early Voting	Mail
Lorenzo Sanchez	101	45.29%	<div><div></div></div>	38	53	10
Tom Adair	122	54.71%	<div><div></div></div>	20	75	27
Total Votes Cast	223	100.00%	<div><div></div></div>	58	128	37
Overvotes	0			0	0	0
Undervotes	4			3	1	0
Contest Totals	227			61	129	37

033

Statistics

	TOTAL	Election Day	Early Voting	Mail
Registered Voters - Total	3,966			
Ballots Cast - Total	182	122	45	15
Voter Turnout - Total	4.59%			

REP District Judge, 401st Judicial District

Vote For 1

	TOTAL	VOTE %		Election Day	Early Voting	Mail
George Flint	58	67.44%	<div><div></div></div>	38	19	1
Sarah Fox	28	32.56%	<div><div></div></div>	17	8	3
Total Votes Cast	86	100.00%	<div><div></div></div>	55	27	4
Overvotes	0			0	0	0
Undervotes	0			0	0	0
Contest Totals	86			55	27	4

DEM United States Senator

Vote For 1

	TOTAL	VOTE %		Election Day	Early Voting	Mail
Royce West	43	44.79%	<div><div></div></div>	27	11	5
Mary "MJ" Hegar	53	55.21%	<div><div></div></div>	40	7	6
Total Votes Cast	96	100.00%	<div><div></div></div>	67	18	11
Overvotes	0			0	0	0
Undervotes	0			0	0	0
Contest Totals	96			67	18	11

DEM Railroad Commissioner

Vote For 1

	TOTAL	VOTE %		Election Day	Early Voting	Mail
Roberto R. "Beto" Alonzo	39	41.49%	<div><div></div></div>	29	5	5
Chrysta Castañeda	55	58.51%	<div><div></div></div>	38	13	4
Total Votes Cast	94	100.00%	<div><div></div></div>	67	18	9
Overvotes	0			0	0	0
Undervotes	2			0	0	2
Contest Totals	96			67	18	11

034

Statistics

	TOTAL	Election Day	Early Voting	Mail
Registered Voters - Total	4,192			
Ballots Cast - Total	417	137	239	41
Voter Turnout - Total	9.95%			

REP District Judge, 401st Judicial District

Vote For 1

	TOTAL	VOTE %		Election Day	Early Voting	Mail
George Flint	101	83.47%	<div><div></div></div>	20	78	3
Sarah Fox	20	16.53%	<div><div></div></div>	6	11	3
Total Votes Cast	121	100.00%	<div><div></div></div>	26	89	6
Overvotes	0			0	0	0
Undervotes	1			1	0	0
Contest Totals	122			27	89	6

DEM United States Senator

Vote For 1

	TOTAL	VOTE %		Election Day	Early Voting	Mail
Royce West	131	44.86%	<div><div></div></div>	54	64	13
Mary "MJ" Hegar	161	55.14%	<div><div></div></div>	55	85	21
Total Votes Cast	292	100.00%	<div><div></div></div>	109	149	34
Overvotes	0			0	0	0
Undervotes	3			1	1	1
Contest Totals	295			110	150	35

DEM United States Representative District 3

Vote For 1

	TOTAL	VOTE %		Election Day	Early Voting	Mail
Lulu Seikaly	168	58.33%	<div><div></div></div>	60	89	19
Sean McCaffity	120	41.67%	<div><div></div></div>	48	59	13
Total Votes Cast	288	100.00%	<div><div></div></div>	108	148	32
Overvotes	0			0	0	0
Undervotes	7			2	2	3
Contest Totals	295			110	150	35

DEM Railroad Commissioner

Vote For 1

	TOTAL	VOTE %		Election Day	Early Voting	Mail
Roberto R. "Beto" Alonzo	72	25.44%	<div><div></div></div>	26	38	8
Chrysta Castañeda	211	74.56%	<div><div></div></div>	79	108	24
Total Votes Cast	283	100.00%	<div><div></div></div>	105	146	32
Overvotes	0			0	0	0
Undervotes	12			5	4	3
Contest Totals	295			110	150	35

Summary Results Report
Primary Runoff
July 14, 2020

FINAL RESULTS
37 of 37 Vote Centers Reporting
Collin County, Texas

035

Statistics

	TOTAL	Election Day	Early Voting	Mail
Registered Voters - Total	1,506			
Ballots Cast - Total	55	42	6	7
Voter Turnout - Total	3.65%			

REP District Judge, 401st Judicial District

Vote For 1

	TOTAL	VOTE %		Election Day	Early Voting	Mail
George Flint	24	75.00%	<div><div></div></div>	18	5	1
Sarah Fox	8	25.00%	<div><div></div></div>	7	0	1
Total Votes Cast	32	100.00%	<div><div></div></div>	25	5	2
Overvotes	0			0	0	0
Undervotes	1			1	0	0
Contest Totals	33			26	5	2

DEM United States Senator

Vote For 1

	TOTAL	VOTE %		Election Day	Early Voting	Mail
Royce West	12	54.55%	<div><div></div></div>	9	0	3
Mary "MJ" Hegar	10	45.45%	<div><div></div></div>	7	1	2
Total Votes Cast	22	100.00%	<div><div></div></div>	16	1	5
Overvotes	0			0	0	0
Undervotes	0			0	0	0
Contest Totals	22			16	1	5

DEM Railroad Commissioner

Vote For 1

	TOTAL	VOTE %		Election Day	Early Voting	Mail
Roberto R. "Beto" Alonzo	9	40.91%	<div><div></div></div>	8	0	1
Chrysta Castañeda	13	59.09%	<div><div></div></div>	8	1	4
Total Votes Cast	22	100.00%	<div><div></div></div>	16	1	5
Overvotes	0			0	0	0
Undervotes	0			0	0	0
Contest Totals	22			16	1	5

036

Statistics

	TOTAL	Election Day	Early Voting	Mail
Registered Voters - Total	1,930			
Ballots Cast - Total	212	45	128	39
Voter Turnout - Total	10.98%			

REP District Judge, 401st Judicial District

Vote For 1

	TOTAL	VOTE %		Election Day	Early Voting	Mail
George Flint	27	57.45%	<div><div></div></div>	7	18	2
Sarah Fox	20	42.55%	<div><div></div></div>	7	10	3
Total Votes Cast	47	100.00%	<div><div></div></div>	14	28	5
Overvotes	0			0	0	0
Undervotes	0			0	0	0
Contest Totals	47			14	28	5

DEM United States Senator

Vote For 1

	TOTAL	VOTE %		Election Day	Early Voting	Mail
Royce West	83	50.30%	<div><div></div></div>	12	49	22
Mary "MJ" Hegar	82	49.70%	<div><div></div></div>	19	51	12
Total Votes Cast	165	100.00%	<div><div></div></div>	31	100	34
Overvotes	0			0	0	0
Undervotes	0			0	0	0
Contest Totals	165			31	100	34

DEM United States Representative District 3

Vote For 1

	TOTAL	VOTE %		Election Day	Early Voting	Mail
Lulu Seikaly	92	59.35%	<div><div></div></div>	21	51	20
Sean McCaffity	63	40.65%	<div><div></div></div>	8	41	14
Total Votes Cast	155	100.00%	<div><div></div></div>	29	92	34
Overvotes	0			0	0	0
Undervotes	10			2	8	0
Contest Totals	165			31	100	34

DEM Railroad Commissioner

Vote For 1

	TOTAL	VOTE %		Election Day	Early Voting	Mail
Roberto R. "Beto" Alonzo	32	21.33%	<div><div></div></div>	9	23	0
Chrysta Castañeda	118	78.67%	<div><div></div></div>	19	67	32
Total Votes Cast	150	100.00%	<div><div></div></div>	28	90	32
Overvotes	0			0	0	0
Undervotes	15			3	10	2
Contest Totals	165			31	100	34

Summary Results Report
Primary Runoff
July 14, 2020

FINAL RESULTS
37 of 37 Vote Centers Reporting
Collin County, Texas

037

Statistics

	TOTAL	Election Day	Early Voting	Mail
Registered Voters - Total	2,175			
Ballots Cast - Total	63	30	21	12
Voter Turnout - Total	2.90%			

REP District Judge, 401st Judicial District

Vote For 1

	TOTAL	VOTE %		Election Day	Early Voting	Mail
George Flint	27	75.00%	<div><div></div></div>	17	8	2
Sarah Fox	9	25.00%	<div><div></div></div>	7	2	0
Total Votes Cast	36	100.00%	<div><div></div></div>	24	10	2
Overvotes	0			0	0	0
Undervotes	0			0	0	0
Contest Totals	36			24	10	2

DEM United States Senator

Vote For 1

	TOTAL	VOTE %		Election Day	Early Voting	Mail
Royce West	12	44.44%	<div><div></div></div>	2	4	6
Mary "MJ" Hegar	15	55.56%	<div><div></div></div>	4	7	4
Total Votes Cast	27	100.00%	<div><div></div></div>	6	11	10
Overvotes	0			0	0	0
Undervotes	0			0	0	0
Contest Totals	27			6	11	10

DEM Railroad Commissioner

Vote For 1

	TOTAL	VOTE %		Election Day	Early Voting	Mail
Roberto R. "Beto" Alonzo	10	38.46%	<div><div></div></div>	2	4	4
Chrysta Castañeda	16	61.54%	<div><div></div></div>	4	6	6
Total Votes Cast	26	100.00%	<div><div></div></div>	6	10	10
Overvotes	0			0	0	0
Undervotes	1			0	1	0
Contest Totals	27			6	11	10

038

Statistics

	TOTAL	Election Day	Early Voting	Mail
Registered Voters - Total	4,621			
Ballots Cast - Total	431	146	224	61
Voter Turnout - Total	9.33%			

REP District Judge, 401st Judicial District

Vote For 1

	TOTAL	VOTE %		Election Day	Early Voting	Mail
George Flint	59	62.11%	<div><div></div></div>	24	29	6
Sarah Fox	36	37.89%	<div><div></div></div>	12	18	6
Total Votes Cast	95	100.00%	<div><div></div></div>	36	47	12
Overvotes	0			0	0	0
Undervotes	1			1	0	0
Contest Totals	96			37	47	12

DEM United States Senator

Vote For 1

	TOTAL	VOTE %		Election Day	Early Voting	Mail
Royce West	175	52.40%	<div><div></div></div>	50	103	22
Mary "MJ" Hegar	159	47.60%	<div><div></div></div>	58	74	27
Total Votes Cast	334	100.00%	<div><div></div></div>	108	177	49
Overvotes	0			0	0	0
Undervotes	1			1	0	0
Contest Totals	335			109	177	49

DEM United States Representative District 3

Vote For 1

	TOTAL	VOTE %		Election Day	Early Voting	Mail
Lulu Seikaly	200	60.98%	<div><div></div></div>	56	104	40
Sean McCaffity	128	39.02%	<div><div></div></div>	48	71	9
Total Votes Cast	328	100.00%	<div><div></div></div>	104	175	49
Overvotes	0			0	0	0
Undervotes	7			5	2	0
Contest Totals	335			109	177	49

DEM Railroad Commissioner

Vote For 1

	TOTAL	VOTE %		Election Day	Early Voting	Mail
Roberto R. "Beto" Alonzo	112	35.44%	<div><div></div></div>	40	58	14
Chrysta Castañeda	204	64.56%	<div><div></div></div>	62	108	34
Total Votes Cast	316	100.00%	<div><div></div></div>	102	166	48
Overvotes	0			0	0	0
Undervotes	19			7	11	1
Contest Totals	335			109	177	49

039

Statistics

	TOTAL	Election Day	Early Voting	Mail
Registered Voters - Total	2,952			
Ballots Cast - Total	316	121	151	44
Voter Turnout - Total	10.70%			

REP District Judge, 401st Judicial District

Vote For 1

	TOTAL	VOTE %		Election Day	Early Voting	Mail
George Flint	35	49.30%	<div><div></div></div>	10	23	2
Sarah Fox	36	50.70%	<div><div></div></div>	17	14	5
Total Votes Cast	71	100.00%	<div><div></div></div>	27	37	7
Overvotes	0			0	0	0
Undervotes	1			1	0	0
Contest Totals	72			28	37	7

DEM United States Senator

Vote For 1

	TOTAL	VOTE %		Election Day	Early Voting	Mail
Royce West	98	40.66%	<div><div></div></div>	37	43	18
Mary "MJ" Hegar	143	59.34%	<div><div></div></div>	54	70	19
Total Votes Cast	241	100.00%	<div><div></div></div>	91	113	37
Overvotes	0			0	0	0
Undervotes	3			2	1	0
Contest Totals	244			93	114	37

DEM United States Representative District 3

Vote For 1

	TOTAL	VOTE %		Election Day	Early Voting	Mail
Lulu Seikaly	166	69.46%	<div><div></div></div>	64	75	27
Sean McCaffity	73	30.54%	<div><div></div></div>	28	35	10
Total Votes Cast	239	100.00%	<div><div></div></div>	92	110	37
Overvotes	0			0	0	0
Undervotes	5			1	4	0
Contest Totals	244			93	114	37

DEM Railroad Commissioner

Vote For 1

	TOTAL	VOTE %		Election Day	Early Voting	Mail
Roberto R. "Beto" Alonzo	89	37.40%	<div><div></div></div>	39	39	11
Chrysta Castañeda	149	62.60%	<div><div></div></div>	53	70	26
Total Votes Cast	238	100.00%	<div><div></div></div>	92	109	37
Overvotes	0			0	0	0
Undervotes	6			1	5	0
Contest Totals	244			93	114	37

039

DEM State Representative District 67 STATE HOUSE REP DISTRICT 67

Vote For 1

	TOTAL	VOTE %		Election Day	Early Voting	Mail
Lorenzo Sanchez	150	63.03%	<div><div></div></div>	67	66	17
Tom Adair	88	36.97%	<div><div></div></div>	23	45	20
Total Votes Cast	238	100.00%	<div><div></div></div>	90	111	37
Overvotes	0			0	0	0
Undervotes	6			3	3	0
Contest Totals	244			93	114	37

040

Statistics

	TOTAL	Election Day	Early Voting	Mail
Registered Voters - Total	3,496			
Ballots Cast - Total	357	105	202	50
Voter Turnout - Total	10.21%			

REP District Judge, 401st Judicial District

Vote For 1

	TOTAL	VOTE %		Election Day	Early Voting	Mail
George Flint	94	61.44%	<div><div></div></div>	33	55	6
Sarah Fox	59	38.56%	<div><div></div></div>	16	32	11
Total Votes Cast	153	100.00%	<div><div></div></div>	49	87	17
Overvotes	0			0	0	0
Undervotes	0			0	0	0
Contest Totals	153			49	87	17

DEM United States Senator

Vote For 1

	TOTAL	VOTE %		Election Day	Early Voting	Mail
Royce West	88	44.44%	<div><div></div></div>	24	55	9
Mary "MJ" Hegar	110	55.56%	<div><div></div></div>	30	56	24
Total Votes Cast	198	100.00%	<div><div></div></div>	54	111	33
Overvotes	0			0	0	0
Undervotes	6			2	4	0
Contest Totals	204			56	115	33

DEM United States Representative District 3

Vote For 1

	TOTAL	VOTE %		Election Day	Early Voting	Mail
Lulu Seikaly	117	59.39%	<div><div></div></div>	32	61	24
Sean McCaffity	80	40.61%	<div><div></div></div>	22	49	9
Total Votes Cast	197	100.00%	<div><div></div></div>	54	110	33
Overvotes	0			0	0	0
Undervotes	7			2	5	0
Contest Totals	204			56	115	33

DEM Railroad Commissioner

Vote For 1

	TOTAL	VOTE %		Election Day	Early Voting	Mail
Roberto R. "Beto" Alonzo	76	39.38%	<div><div></div></div>	23	46	7
Chrysta Castañeda	117	60.62%	<div><div></div></div>	28	65	24
Total Votes Cast	193	100.00%	<div><div></div></div>	51	111	31
Overvotes	0			0	0	0
Undervotes	11			5	4	2
Contest Totals	204			56	115	33

040

DEM State Representative District 67 STATE HOUSE REP DISTRICT 67

Vote For 1

	TOTAL	VOTE %		Election Day	Early Voting	Mail
Lorenzo Sanchez	115	58.08%	<div><div></div></div>	39	64	12
Tom Adair	83	41.92%	<div><div></div></div>	14	48	21
Total Votes Cast	198	100.00%	<div><div></div></div>	53	112	33
Overvotes	0			0	0	0
Undervotes	6			3	3	0
Contest Totals	204			56	115	33

041

Statistics

	TOTAL	Election Day	Early Voting	Mail
Registered Voters - Total	4,189			
Ballots Cast - Total	295	120	139	36
Voter Turnout - Total	7.04%			

REP District Judge, 401st Judicial District

Vote For 1

	TOTAL	VOTE %		Election Day	Early Voting	Mail
George Flint	64	64.65%	<div><div></div></div>	38	23	3
Sarah Fox	35	35.35%	<div><div></div></div>	11	20	4
Total Votes Cast	99	100.00%	<div><div></div></div>	49	43	7
Overvotes	0			0	0	0
Undervotes	0			0	0	0
Contest Totals	99			49	43	7

DEM United States Senator

Vote For 1

	TOTAL	VOTE %		Election Day	Early Voting	Mail
Royce West	89	45.88%	<div><div></div></div>	32	47	10
Mary "MJ" Hegar	105	54.12%	<div><div></div></div>	38	48	19
Total Votes Cast	194	100.00%	<div><div></div></div>	70	95	29
Overvotes	0			0	0	0
Undervotes	2			1	1	0
Contest Totals	196			71	96	29

DEM United States Representative District 3

Vote For 1

	TOTAL	VOTE %		Election Day	Early Voting	Mail
Lulu Seikaly	109	56.48%	<div><div></div></div>	38	48	23
Sean McCaffity	84	43.52%	<div><div></div></div>	33	46	5
Total Votes Cast	193	100.00%	<div><div></div></div>	71	94	28
Overvotes	0			0	0	0
Undervotes	3			0	2	1
Contest Totals	196			71	96	29

DEM Railroad Commissioner

Vote For 1

	TOTAL	VOTE %		Election Day	Early Voting	Mail
Roberto R. "Beto" Alonzo	56	31.11%	<div><div></div></div>	22	30	4
Chrysta Castañeda	124	68.89%	<div><div></div></div>	45	57	22
Total Votes Cast	180	100.00%	<div><div></div></div>	67	87	26
Overvotes	0			0	0	0
Undervotes	16			4	9	3
Contest Totals	196			71	96	29

042

Statistics

	TOTAL	Election Day	Early Voting	Mail
Registered Voters - Total	1,656			
Ballots Cast - Total	36	17	11	8
Voter Turnout - Total	2.17%			

REP District Judge, 401st Judicial District

Vote For 1

	TOTAL	VOTE %		Election Day	Early Voting	Mail
George Flint	13	68.42%	<div><div></div></div>	9	4	0
Sarah Fox	6	31.58%	<div><div></div></div>	4	0	2
Total Votes Cast	19	100.00%	<div><div></div></div>	13	4	2
Overvotes	0			0	0	0
Undervotes	0			0	0	0
Contest Totals	19			13	4	2

DEM United States Senator

Vote For 1

	TOTAL	VOTE %		Election Day	Early Voting	Mail
Royce West	10	58.82%	<div><div></div></div>	0	6	4
Mary "MJ" Hegar	7	41.18%	<div><div></div></div>	4	1	2
Total Votes Cast	17	100.00%	<div><div></div></div>	4	7	6
Overvotes	0			0	0	0
Undervotes	0			0	0	0
Contest Totals	17			4	7	6

DEM Railroad Commissioner

Vote For 1

	TOTAL	VOTE %		Election Day	Early Voting	Mail
Roberto R. "Beto" Alonzo	8	50.00%	<div><div></div></div>	1	4	3
Chrysta Castañeda	8	50.00%	<div><div></div></div>	3	2	3
Total Votes Cast	16	100.00%	<div><div></div></div>	4	6	6
Overvotes	0			0	0	0
Undervotes	1			0	1	0
Contest Totals	17			4	7	6

043

Statistics

	TOTAL	Election Day	Early Voting	Mail
Registered Voters - Total	3,320			
Ballots Cast - Total	260	91	139	30
Voter Turnout - Total	7.83%			

REP District Judge, 401st Judicial District

Vote For 1

	TOTAL	VOTE %		Election Day	Early Voting	Mail
George Flint	25	55.56%	<div><div></div></div>	12	13	0
Sarah Fox	20	44.44%	<div><div></div></div>	12	7	1
Total Votes Cast	45	100.00%	<div><div></div></div>	24	20	1
Overvotes	0			0	0	0
Undervotes	0			0	0	0
Contest Totals	45			24	20	1

DEM United States Senator

Vote For 1

	TOTAL	VOTE %		Election Day	Early Voting	Mail
Royce West	116	54.46%	<div><div></div></div>	40	62	14
Mary "MJ" Hegar	97	45.54%	<div><div></div></div>	25	57	15
Total Votes Cast	213	100.00%	<div><div></div></div>	65	119	29
Overvotes	0			0	0	0
Undervotes	2			2	0	0
Contest Totals	215			67	119	29

DEM United States Representative District 3

Vote For 1

	TOTAL	VOTE %		Election Day	Early Voting	Mail
Lulu Seikaly	138	65.09%	<div><div></div></div>	40	78	20
Sean McCaffity	74	34.91%	<div><div></div></div>	24	41	9
Total Votes Cast	212	100.00%	<div><div></div></div>	64	119	29
Overvotes	0			0	0	0
Undervotes	3			3	0	0
Contest Totals	215			67	119	29

DEM Railroad Commissioner

Vote For 1

	TOTAL	VOTE %		Election Day	Early Voting	Mail
Roberto R. "Beto" Alonzo	96	45.71%	<div><div></div></div>	37	44	15
Chrysta Castañeda	114	54.29%	<div><div></div></div>	26	74	14
Total Votes Cast	210	100.00%	<div><div></div></div>	63	118	29
Overvotes	0			0	0	0
Undervotes	5			4	1	0
Contest Totals	215			67	119	29

044

Statistics

	TOTAL	Election Day	Early Voting	Mail
Registered Voters - Total	1,586			
Ballots Cast - Total	102	49	37	16
Voter Turnout - Total	6.43%			

REP District Judge, 401st Judicial District

Vote For 1

	TOTAL	VOTE %		Election Day	Early Voting	Mail
George Flint	19	54.29%	<div><div></div></div>	10	7	2
Sarah Fox	16	45.71%	<div><div></div></div>	7	6	3
Total Votes Cast	35	100.00%	<div><div></div></div>	17	13	5
Overvotes	0			0	0	0
Undervotes	0			0	0	0
Contest Totals	35			17	13	5

DEM United States Senator

Vote For 1

	TOTAL	VOTE %		Election Day	Early Voting	Mail
Royce West	33	49.25%	<div><div></div></div>	14	12	7
Mary "MJ" Hegar	34	50.75%	<div><div></div></div>	18	12	4
Total Votes Cast	67	100.00%	<div><div></div></div>	32	24	11
Overvotes	0			0	0	0
Undervotes	0			0	0	0
Contest Totals	67			32	24	11

DEM United States Representative District 3

Vote For 1

	TOTAL	VOTE %		Election Day	Early Voting	Mail
Lulu Seikaly	42	64.62%	<div><div></div></div>	16	19	7
Sean McCaffity	23	35.38%	<div><div></div></div>	14	5	4
Total Votes Cast	65	100.00%	<div><div></div></div>	30	24	11
Overvotes	0			0	0	0
Undervotes	2			2	0	0
Contest Totals	67			32	24	11

DEM Railroad Commissioner

Vote For 1

	TOTAL	VOTE %		Election Day	Early Voting	Mail
Roberto R. "Beto" Alonzo	22	35.48%	<div><div></div></div>	8	9	5
Chrysta Castañeda	40	64.52%	<div><div></div></div>	20	14	6
Total Votes Cast	62	100.00%	<div><div></div></div>	28	23	11
Overvotes	0			0	0	0
Undervotes	5			4	1	0
Contest Totals	67			32	24	11

045

Statistics

	TOTAL	Election Day	Early Voting	Mail
Registered Voters - Total	2,865			
Ballots Cast - Total	244	97	118	29
Voter Turnout - Total	8.52%			

REP District Judge, 401st Judicial District

Vote For 1

	TOTAL	VOTE %		Election Day	Early Voting	Mail
George Flint	53	58.24%	<div><div></div></div>	21	32	0
Sarah Fox	38	41.76%	<div><div></div></div>	11	22	5
Total Votes Cast	91	100.00%	<div><div></div></div>	32	54	5
Overvotes	0			0	0	0
Undervotes	0			0	0	0
Contest Totals	91			32	54	5

DEM United States Senator

Vote For 1

	TOTAL	VOTE %		Election Day	Early Voting	Mail
Royce West	77	50.66%	<div><div></div></div>	32	40	5
Mary "MJ" Hegar	75	49.34%	<div><div></div></div>	33	23	19
Total Votes Cast	152	100.00%	<div><div></div></div>	65	63	24
Overvotes	0			0	0	0
Undervotes	1			0	1	0
Contest Totals	153			65	64	24

DEM United States Representative District 3

Vote For 1

	TOTAL	VOTE %		Election Day	Early Voting	Mail
Lulu Seikaly	74	49.01%	<div><div></div></div>	28	31	15
Sean McCaffity	77	50.99%	<div><div></div></div>	37	32	8
Total Votes Cast	151	100.00%	<div><div></div></div>	65	63	23
Overvotes	0			0	0	0
Undervotes	2			0	1	1
Contest Totals	153			65	64	24

DEM Railroad Commissioner

Vote For 1

	TOTAL	VOTE %		Election Day	Early Voting	Mail
Roberto R. "Beto" Alonzo	56	39.72%	<div><div></div></div>	28	21	7
Chrysta Castañeda	85	60.28%	<div><div></div></div>	34	38	13
Total Votes Cast	141	100.00%	<div><div></div></div>	62	59	20
Overvotes	0			0	0	0
Undervotes	12			3	5	4
Contest Totals	153			65	64	24

046

Statistics

	TOTAL	Election Day	Early Voting	Mail
Registered Voters - Total	2,974			
Ballots Cast - Total	251	92	125	34
Voter Turnout - Total	8.44%			

REP District Judge, 401st Judicial District

Vote For 1

	TOTAL	VOTE %		Election Day	Early Voting	Mail
George Flint	43	57.33%	<div><div></div></div>	18	23	2
Sarah Fox	32	42.67%	<div><div></div></div>	16	14	2
Total Votes Cast	75	100.00%	<div><div></div></div>	34	37	4
Overvotes	0			0	0	0
Undervotes	1			1	0	0
Contest Totals	76			35	37	4

DEM United States Senator

Vote For 1

	TOTAL	VOTE %		Election Day	Early Voting	Mail
Royce West	78	46.15%	<div><div></div></div>	24	35	19
Mary "MJ" Hegar	91	53.85%	<div><div></div></div>	32	48	11
Total Votes Cast	169	100.00%	<div><div></div></div>	56	83	30
Overvotes	0			0	0	0
Undervotes	6			1	5	0
Contest Totals	175			57	88	30

DEM United States Representative District 3

Vote For 1

	TOTAL	VOTE %		Election Day	Early Voting	Mail
Lulu Seikaly	106	63.47%	<div><div></div></div>	34	53	19
Sean McCaffity	61	36.53%	<div><div></div></div>	22	29	10
Total Votes Cast	167	100.00%	<div><div></div></div>	56	82	29
Overvotes	0			0	0	0
Undervotes	8			1	6	1
Contest Totals	175			57	88	30

DEM Railroad Commissioner

Vote For 1

	TOTAL	VOTE %		Election Day	Early Voting	Mail
Roberto R. "Beto" Alonzo	77	46.67%	<div><div></div></div>	28	38	11
Chrysta Castañeda	88	53.33%	<div><div></div></div>	27	45	16
Total Votes Cast	165	100.00%	<div><div></div></div>	55	83	27
Overvotes	0			0	0	0
Undervotes	10			2	5	3
Contest Totals	175			57	88	30

046

DEM State Representative District 67 STATE HOUSE REP DISTRICT 67

Vote For 1

	TOTAL	VOTE %		Election Day	Early Voting	Mail
Lorenzo Sanchez	91	52.91%	<div><div></div></div>	37	45	9
Tom Adair	81	47.09%	<div><div></div></div>	19	41	21
Total Votes Cast	172	100.00%	<div><div></div></div>	56	86	30
Overvotes	0			0	0	0
Undervotes	3			1	2	0
Contest Totals	175			57	88	30

047

Statistics

	TOTAL	Election Day	Early Voting	Mail
Registered Voters - Total	2,554			
Ballots Cast - Total	262	78	151	33
Voter Turnout - Total	10.26%			

REP District Judge, 401st Judicial District

Vote For 1

	TOTAL	VOTE %		Election Day	Early Voting	Mail
George Flint	39	66.10%	<div><div></div></div>	12	24	3
Sarah Fox	20	33.90%	<div><div></div></div>	7	12	1
Total Votes Cast	59	100.00%	<div><div></div></div>	19	36	4
Overvotes	0			0	0	0
Undervotes	0			0	0	0
Contest Totals	59			19	36	4

DEM United States Senator

Vote For 1

	TOTAL	VOTE %		Election Day	Early Voting	Mail
Royce West	91	45.50%	<div><div></div></div>	24	51	16
Mary "MJ" Hegar	109	54.50%	<div><div></div></div>	34	63	12
Total Votes Cast	200	100.00%	<div><div></div></div>	58	114	28
Overvotes	0			0	0	0
Undervotes	3			1	1	1
Contest Totals	203			59	115	29

DEM United States Representative District 3

Vote For 1

	TOTAL	VOTE %		Election Day	Early Voting	Mail
Lulu Seikaly	128	64.65%	<div><div></div></div>	34	74	20
Sean McCaffity	70	35.35%	<div><div></div></div>	23	39	8
Total Votes Cast	198	100.00%	<div><div></div></div>	57	113	28
Overvotes	0			0	0	0
Undervotes	5			2	2	1
Contest Totals	203			59	115	29

DEM Railroad Commissioner

Vote For 1

	TOTAL	VOTE %		Election Day	Early Voting	Mail
Roberto R. "Beto" Alonzo	81	41.75%	<div><div></div></div>	19	53	9
Chrysta Castañeda	113	58.25%	<div><div></div></div>	34	60	19
Total Votes Cast	194	100.00%	<div><div></div></div>	53	113	28
Overvotes	0			0	0	0
Undervotes	9			6	2	1
Contest Totals	203			59	115	29

048

Statistics

	TOTAL	Election Day	Early Voting	Mail
Registered Voters - Total	3,503			
Ballots Cast - Total	375	129	182	64
Voter Turnout - Total	10.71%			

REP District Judge, 401st Judicial District

Vote For 1

	TOTAL	VOTE %		Election Day	Early Voting	Mail
George Flint	55	80.88%	<div><div></div></div>	25	24	6
Sarah Fox	13	19.12%	<div><div></div></div>	4	3	6
Total Votes Cast	68	100.00%	<div><div></div></div>	29	27	12
Overvotes	0			0	0	0
Undervotes	0			0	0	0
Contest Totals	68			29	27	12

DEM United States Senator

Vote For 1

	TOTAL	VOTE %		Election Day	Early Voting	Mail
Royce West	133	43.75%	<div><div></div></div>	41	74	18
Mary "MJ" Hegar	171	56.25%	<div><div></div></div>	59	78	34
Total Votes Cast	304	100.00%	<div><div></div></div>	100	152	52
Overvotes	0			0	0	0
Undervotes	3			0	3	0
Contest Totals	307			100	155	52

DEM United States Representative District 3

Vote For 1

	TOTAL	VOTE %		Election Day	Early Voting	Mail
Lulu Seikaly	175	58.14%	<div><div></div></div>	57	86	32
Sean McCaffity	126	41.86%	<div><div></div></div>	41	65	20
Total Votes Cast	301	100.00%	<div><div></div></div>	98	151	52
Overvotes	0			0	0	0
Undervotes	6			2	4	0
Contest Totals	307			100	155	52

DEM Railroad Commissioner

Vote For 1

	TOTAL	VOTE %		Election Day	Early Voting	Mail
Roberto R. "Beto" Alonzo	91	31.38%	<div><div></div></div>	28	46	17
Chrysta Castañeda	199	68.62%	<div><div></div></div>	66	98	35
Total Votes Cast	290	100.00%	<div><div></div></div>	94	144	52
Overvotes	0			0	0	0
Undervotes	17			6	11	0
Contest Totals	307			100	155	52

048

DEM State Representative District 67 STATE HOUSE REP DISTRICT 67

Vote For 1

	TOTAL	VOTE %		Election Day	Early Voting	Mail
Lorenzo Sanchez	120	40.00%	<div><div></div></div>	41	64	15
Tom Adair	180	60.00%	<div><div></div></div>	56	87	37
Total Votes Cast	300	100.00%	<div><div></div></div>	97	151	52
Overvotes	0			0	0	0
Undervotes	7			3	4	0
Contest Totals	307			100	155	52

049

Statistics

	TOTAL	Election Day	Early Voting	Mail
Registered Voters - Total	2,298			
Ballots Cast - Total	327	84	184	59
Voter Turnout - Total	14.23%			

REP District Judge, 401st Judicial District

Vote For 1

	TOTAL	VOTE %		Election Day	Early Voting	Mail
George Flint	111	79.86%	<div><div></div></div>	38	63	10
Sarah Fox	28	20.14%	<div><div></div></div>	7	15	6
Total Votes Cast	139	100.00%	<div><div></div></div>	45	78	16
Overvotes	0			0	0	0
Undervotes	0			0	0	0
Contest Totals	139			45	78	16

DEM United States Senator

Vote For 1

	TOTAL	VOTE %		Election Day	Early Voting	Mail
Royce West	72	38.71%	<div><div></div></div>	12	44	16
Mary "MJ" Hegar	114	61.29%	<div><div></div></div>	26	61	27
Total Votes Cast	186	100.00%	<div><div></div></div>	38	105	43
Overvotes	0			0	0	0
Undervotes	2			1	1	0
Contest Totals	188			39	106	43

DEM United States Representative District 3

Vote For 1

	TOTAL	VOTE %		Election Day	Early Voting	Mail
Lulu Seikaly	117	64.64%	<div><div></div></div>	27	69	21
Sean McCaffity	64	35.36%	<div><div></div></div>	10	35	19
Total Votes Cast	181	100.00%	<div><div></div></div>	37	104	40
Overvotes	0			0	0	0
Undervotes	7			2	2	3
Contest Totals	188			39	106	43

DEM Railroad Commissioner

Vote For 1

	TOTAL	VOTE %		Election Day	Early Voting	Mail
Roberto R. "Beto" Alonzo	62	35.84%	<div><div></div></div>	18	34	10
Chrysta Castañeda	111	64.16%	<div><div></div></div>	19	66	26
Total Votes Cast	173	100.00%	<div><div></div></div>	37	100	36
Overvotes	0			0	0	0
Undervotes	15			2	6	7
Contest Totals	188			39	106	43

049

DEM State Representative District 67 STATE HOUSE REP DISTRICT 67

Vote For 1

	TOTAL	VOTE %		Election Day	Early Voting	Mail
Lorenzo Sanchez	79	43.65%	<div><div></div></div>	22	49	8
Tom Adair	102	56.35%	<div><div></div></div>	16	54	32
Total Votes Cast	181	100.00%	<div><div></div></div>	38	103	40
Overvotes	0			0	0	0
Undervotes	7			1	3	3
Contest Totals	188			39	106	43

050

Statistics

	TOTAL	Election Day	Early Voting	Mail
Registered Voters - Total	3,135			
Ballots Cast - Total	267	105	127	35
Voter Turnout - Total	8.52%			

REP District Judge, 401st Judicial District

Vote For 1

	TOTAL	VOTE %		Election Day	Early Voting	Mail
George Flint	21	61.76%	<div><div></div></div>	9	12	0
Sarah Fox	13	38.24%	<div><div></div></div>	7	6	0
Total Votes Cast	34	100.00%	<div><div></div></div>	16	18	0
Overvotes	0			0	0	0
Undervotes	0			0	0	0
Contest Totals	34			16	18	0

DEM United States Senator

Vote For 1

	TOTAL	VOTE %		Election Day	Early Voting	Mail
Royce West	127	55.95%	<div><div></div></div>	44	65	18
Mary "MJ" Hegar	100	44.05%	<div><div></div></div>	43	41	16
Total Votes Cast	227	100.00%	<div><div></div></div>	87	106	34
Overvotes	0			0	0	0
Undervotes	6			2	3	1
Contest Totals	233			89	109	35

DEM United States Representative District 3

Vote For 1

	TOTAL	VOTE %		Election Day	Early Voting	Mail
Lulu Seikaly	137	62.27%	<div><div></div></div>	48	66	23
Sean McCaffity	83	37.73%	<div><div></div></div>	35	37	11
Total Votes Cast	220	100.00%	<div><div></div></div>	83	103	34
Overvotes	0			0	0	0
Undervotes	13			6	6	1
Contest Totals	233			89	109	35

DEM Railroad Commissioner

Vote For 1

	TOTAL	VOTE %		Election Day	Early Voting	Mail
Roberto R. "Beto" Alonzo	96	44.44%	<div><div></div></div>	42	42	12
Chrysta Castañeda	120	55.56%	<div><div></div></div>	40	59	21
Total Votes Cast	216	100.00%	<div><div></div></div>	82	101	33
Overvotes	0			0	0	0
Undervotes	17			7	8	2
Contest Totals	233			89	109	35

050

DEM State Representative District 67 STATE HOUSE REP DISTRICT 67

Vote For 1

	TOTAL	VOTE %		Election Day	Early Voting	Mail
Lorenzo Sanchez	133	59.38%	<div><div></div></div>	57	55	21
Tom Adair	91	40.62%	<div><div></div></div>	29	49	13
Total Votes Cast	224	100.00%	<div><div></div></div>	86	104	34
Overvotes	0			0	0	0
Undervotes	9			3	5	1
Contest Totals	233			89	109	35

051

Statistics

	TOTAL	Election Day	Early Voting	Mail
Registered Voters - Total	1,694			
Ballots Cast - Total	157	53	88	16
Voter Turnout - Total	9.27%			

REP District Judge, 401st Judicial District

Vote For 1

	TOTAL	VOTE %		Election Day	Early Voting	Mail
George Flint	24	66.67%	<div><div></div></div>	9	15	0
Sarah Fox	12	33.33%	<div><div></div></div>	5	7	0
Total Votes Cast	36	100.00%	<div><div></div></div>	14	22	0
Overvotes	0			0	0	0
Undervotes	0			0	0	0
Contest Totals	36			14	22	0

DEM United States Senator

Vote For 1

	TOTAL	VOTE %		Election Day	Early Voting	Mail
Royce West	56	48.28%	<div><div></div></div>	21	30	5
Mary "MJ" Hegar	60	51.72%	<div><div></div></div>	17	32	11
Total Votes Cast	116	100.00%	<div><div></div></div>	38	62	16
Overvotes	0			0	0	0
Undervotes	5			1	4	0
Contest Totals	121			39	66	16

DEM United States Representative District 3

Vote For 1

	TOTAL	VOTE %		Election Day	Early Voting	Mail
Lulu Seikaly	67	59.82%	<div><div></div></div>	23	34	10
Sean McCaffity	45	40.18%	<div><div></div></div>	12	27	6
Total Votes Cast	112	100.00%	<div><div></div></div>	35	61	16
Overvotes	0			0	0	0
Undervotes	9			4	5	0
Contest Totals	121			39	66	16

DEM Railroad Commissioner

Vote For 1

	TOTAL	VOTE %		Election Day	Early Voting	Mail
Roberto R. "Beto" Alonzo	42	37.17%	<div><div></div></div>	19	18	5
Chrysta Castañeda	71	62.83%	<div><div></div></div>	18	42	11
Total Votes Cast	113	100.00%	<div><div></div></div>	37	60	16
Overvotes	0			0	0	0
Undervotes	8			2	6	0
Contest Totals	121			39	66	16

051

DEM State Representative District 67 STATE HOUSE REP DISTRICT 67

Vote For 1

	TOTAL	VOTE %		Election Day	Early Voting	Mail
Lorenzo Sanchez	67	56.78%	<div><div></div><div></div></div>	26	34	7
Tom Adair	51	43.22%	<div><div></div><div></div></div>	12	30	9
Total Votes Cast	118	100.00%	<div><div></div></div>	38	64	16
Overvotes	0			0	0	0
Undervotes	3			1	2	0
Contest Totals	121			39	66	16

052

Statistics

	TOTAL	Election Day	Early Voting	Mail
Registered Voters - Total	3,943			
Ballots Cast - Total	301	121	149	31
Voter Turnout - Total	7.63%			

REP District Judge, 401st Judicial District

Vote For 1

	TOTAL	VOTE %		Election Day	Early Voting	Mail
George Flint	26	56.52%	<div><div></div></div>	9	17	0
Sarah Fox	20	43.48%	<div><div></div></div>	6	13	1
Total Votes Cast	46	100.00%	<div><div></div></div>	15	30	1
Overvotes	0			0	0	0
Undervotes	0			0	0	0
Contest Totals	46			15	30	1

DEM United States Senator

Vote For 1

	TOTAL	VOTE %		Election Day	Early Voting	Mail
Royce West	157	61.57%	<div><div></div></div>	61	77	19
Mary "MJ" Hegar	98	38.43%	<div><div></div></div>	45	42	11
Total Votes Cast	255	100.00%	<div><div></div></div>	106	119	30
Overvotes	0			0	0	0
Undervotes	0			0	0	0
Contest Totals	255			106	119	30

DEM United States Representative District 3

Vote For 1

	TOTAL	VOTE %		Election Day	Early Voting	Mail
Lulu Seikaly	154	62.86%	<div><div></div></div>	62	67	25
Sean McCaffity	91	37.14%	<div><div></div></div>	41	45	5
Total Votes Cast	245	100.00%	<div><div></div></div>	103	112	30
Overvotes	0			0	0	0
Undervotes	10			3	7	0
Contest Totals	255			106	119	30

DEM Railroad Commissioner

Vote For 1

	TOTAL	VOTE %		Election Day	Early Voting	Mail
Roberto R. "Beto" Alonzo	120	49.79%	<div><div></div></div>	51	59	10
Chrysta Castañeda	121	50.21%	<div><div></div></div>	47	54	20
Total Votes Cast	241	100.00%	<div><div></div></div>	98	113	30
Overvotes	0			0	0	0
Undervotes	14			8	6	0
Contest Totals	255			106	119	30

053

Statistics

	TOTAL	Election Day	Early Voting	Mail
Registered Voters - Total	2,220			
Ballots Cast - Total	299	116	125	58
Voter Turnout - Total	13.47%			

REP District Judge, 401st Judicial District

Vote For 1

	TOTAL	VOTE %		Election Day	Early Voting	Mail
George Flint	92	78.63%	<div><div></div></div>	50	33	9
Sarah Fox	25	21.37%	<div><div></div></div>	9	13	3
Total Votes Cast	117	100.00%	<div><div></div></div>	59	46	12
Overvotes	0			0	0	0
Undervotes	0			0	0	0
Contest Totals	117			59	46	12

DEM United States Senator

Vote For 1

	TOTAL	VOTE %		Election Day	Early Voting	Mail
Royce West	56	31.11%	<div><div></div></div>	17	25	14
Mary "MJ" Hegar	124	68.89%	<div><div></div></div>	40	52	32
Total Votes Cast	180	100.00%	<div><div></div></div>	57	77	46
Overvotes	0			0	0	0
Undervotes	2			0	2	0
Contest Totals	182			57	79	46

DEM United States Representative District 3

Vote For 1

	TOTAL	VOTE %		Election Day	Early Voting	Mail
Lulu Seikaly	115	64.25%	<div><div></div></div>	40	45	30
Sean McCaffity	64	35.75%	<div><div></div></div>	16	32	16
Total Votes Cast	179	100.00%	<div><div></div></div>	56	77	46
Overvotes	0			0	0	0
Undervotes	3			1	2	0
Contest Totals	182			57	79	46

DEM Railroad Commissioner

Vote For 1

	TOTAL	VOTE %		Election Day	Early Voting	Mail
Roberto R. "Beto" Alonzo	56	32.56%	<div><div></div></div>	22	23	11
Chrysta Castañeda	116	67.44%	<div><div></div></div>	33	50	33
Total Votes Cast	172	100.00%	<div><div></div></div>	55	73	44
Overvotes	0			0	0	0
Undervotes	10			2	6	2
Contest Totals	182			57	79	46

053

DEM State Representative District 67 STATE HOUSE REP DISTRICT 67

Vote For 1

	TOTAL	VOTE %		Election Day	Early Voting	Mail
Lorenzo Sanchez	65	37.36%	<div><div></div></div>	26	26	13
Tom Adair	109	62.64%	<div><div></div></div>	27	49	33
Total Votes Cast	174	100.00%	<div><div></div></div>	53	75	46
Overvotes	0			0	0	0
Undervotes	8			4	4	0
Contest Totals	182			57	79	46

054

Statistics

	TOTAL	Election Day	Early Voting	Mail
Registered Voters - Total	3,187			
Ballots Cast - Total	308	117	150	41
Voter Turnout - Total	9.66%			

REP District Judge, 401st Judicial District

Vote For 1

	TOTAL	VOTE %		Election Day	Early Voting	Mail
George Flint	44	70.97%	<div><div></div></div>	17	26	1
Sarah Fox	18	29.03%	<div><div></div></div>	7	6	5
Total Votes Cast	62	100.00%	<div><div></div></div>	24	32	6
Overvotes	0			0	0	0
Undervotes	1			0	1	0
Contest Totals	63			24	33	6

DEM United States Senator

Vote For 1

	TOTAL	VOTE %		Election Day	Early Voting	Mail
Royce West	135	56.02%	<div><div></div></div>	52	66	17
Mary "MJ" Hegar	106	43.98%	<div><div></div></div>	39	50	17
Total Votes Cast	241	100.00%	<div><div></div></div>	91	116	34
Overvotes	0			0	0	0
Undervotes	4			2	1	1
Contest Totals	245			93	117	35

DEM United States Representative District 3

Vote For 1

	TOTAL	VOTE %		Election Day	Early Voting	Mail
Lulu Seikaly	122	52.36%	<div><div></div></div>	41	64	17
Sean McCaffity	111	47.64%	<div><div></div></div>	45	48	18
Total Votes Cast	233	100.00%	<div><div></div></div>	86	112	35
Overvotes	0			0	0	0
Undervotes	12			7	5	0
Contest Totals	245			93	117	35

DEM Railroad Commissioner

Vote For 1

	TOTAL	VOTE %		Election Day	Early Voting	Mail
Roberto R. "Beto" Alonzo	111	49.55%	<div><div></div></div>	45	51	15
Chrysta Castañeda	113	50.45%	<div><div></div></div>	39	56	18
Total Votes Cast	224	100.00%	<div><div></div></div>	84	107	33
Overvotes	0			0	0	0
Undervotes	21			9	10	2
Contest Totals	245			93	117	35

054

DEM State Representative District 67 STATE HOUSE REP DISTRICT 67

Vote For 1

	TOTAL	VOTE %		Election Day	Early Voting	Mail
Lorenzo Sanchez	125	53.42%	<div><div></div><div></div></div>	52	55	18
Tom Adair	109	46.58%	<div><div></div><div></div></div>	36	58	15
Total Votes Cast	234	100.00%	<div><div></div></div>	88	113	33
Overvotes	0			0	0	0
Undervotes	11			5	4	2
Contest Totals	245			93	117	35

055

Statistics

	TOTAL	Election Day	Early Voting	Mail
Registered Voters - Total	3,658			
Ballots Cast - Total	326	129	130	67
Voter Turnout - Total	8.91%			

REP District Judge, 401st Judicial District

Vote For 1

	TOTAL	VOTE %		Election Day	Early Voting	Mail
George Flint	23	57.50%	<div><div></div></div>	10	8	5
Sarah Fox	17	42.50%	<div><div></div></div>	6	2	9
Total Votes Cast	40	100.00%	<div><div></div></div>	16	10	14
Overvotes	0			0	0	0
Undervotes	0			0	0	0
Contest Totals	40			16	10	14

DEM United States Senator

Vote For 1

	TOTAL	VOTE %		Election Day	Early Voting	Mail
Royce West	124	43.66%	<div><div></div></div>	48	55	21
Mary "MJ" Hegar	160	56.34%	<div><div></div></div>	64	64	32
Total Votes Cast	284	100.00%	<div><div></div></div>	112	119	53
Overvotes	0			0	0	0
Undervotes	2			1	1	0
Contest Totals	286			113	120	53

DEM United States Representative District 3

Vote For 1

	TOTAL	VOTE %		Election Day	Early Voting	Mail
Lulu Seikaly	170	60.71%	<div><div></div></div>	69	69	32
Sean McCaffity	110	39.29%	<div><div></div></div>	43	46	21
Total Votes Cast	280	100.00%	<div><div></div></div>	112	115	53
Overvotes	0			0	0	0
Undervotes	6			1	5	0
Contest Totals	286			113	120	53

DEM Railroad Commissioner

Vote For 1

	TOTAL	VOTE %		Election Day	Early Voting	Mail
Roberto R. "Beto" Alonzo	77	28.52%	<div><div></div></div>	45	21	11
Chrysta Castañeda	193	71.48%	<div><div></div></div>	64	89	40
Total Votes Cast	270	100.00%	<div><div></div></div>	109	110	51
Overvotes	0			0	0	0
Undervotes	16			4	10	2
Contest Totals	286			113	120	53

055

DEM State Representative District 67 STATE HOUSE REP DISTRICT 67

Vote For 1

	TOTAL	VOTE %		Election Day	Early Voting	Mail
Lorenzo Sanchez	137	49.46%	<div><div></div></div>	70	53	14
Tom Adair	140	50.54%	<div><div></div></div>	40	61	39
Total Votes Cast	277	100.00%	<div><div></div></div>	110	114	53
Overvotes	0			0	0	0
Undervotes	9			3	6	0
Contest Totals	286			113	120	53

056

Statistics

	TOTAL	Election Day	Early Voting	Mail
Registered Voters - Total	2,971			
Ballots Cast - Total	154	47	79	28
Voter Turnout - Total	5.18%			

REP District Judge, 401st Judicial District

Vote For 1

	TOTAL	VOTE %		Election Day	Early Voting	Mail
George Flint	46	70.77%	<div><div></div></div>	18	23	5
Sarah Fox	19	29.23%	<div><div></div></div>	8	9	2
Total Votes Cast	65	100.00%	<div><div></div></div>	26	32	7
Overvotes	0			0	0	0
Undervotes	0			0	0	0
Contest Totals	65			26	32	7

DEM United States Senator

Vote For 1

	TOTAL	VOTE %		Election Day	Early Voting	Mail
Royce West	41	46.07%	<div><div></div></div>	9	23	9
Mary "MJ" Hegar	48	53.93%	<div><div></div></div>	12	24	12
Total Votes Cast	89	100.00%	<div><div></div></div>	21	47	21
Overvotes	0			0	0	0
Undervotes	0			0	0	0
Contest Totals	89			21	47	21

DEM Railroad Commissioner

Vote For 1

	TOTAL	VOTE %		Election Day	Early Voting	Mail
Roberto R. "Beto" Alonzo	32	36.78%	<div><div></div></div>	9	17	6
Chrysta Castañeda	55	63.22%	<div><div></div></div>	12	30	13
Total Votes Cast	87	100.00%	<div><div></div></div>	21	47	19
Overvotes	0			0	0	0
Undervotes	2			0	0	2
Contest Totals	89			21	47	21

057

Statistics

	TOTAL	Election Day	Early Voting	Mail
Registered Voters - Total	4,653			
Ballots Cast - Total	430	158	228	44
Voter Turnout - Total	9.24%			

REP District Judge, 401st Judicial District

Vote For 1

	TOTAL	VOTE %		Election Day	Early Voting	Mail
George Flint	118	74.68%	<div><div></div></div>	47	66	5
Sarah Fox	40	25.32%	<div><div></div></div>	14	24	2
Total Votes Cast	158	100.00%	<div><div></div></div>	61	90	7
Overvotes	0			0	0	0
Undervotes	2			1	1	0
Contest Totals	160			62	91	7

DEM United States Senator

Vote For 1

	TOTAL	VOTE %		Election Day	Early Voting	Mail
Royce West	144	53.53%	<div><div></div></div>	57	75	12
Mary "MJ" Hegar	125	46.47%	<div><div></div></div>	39	61	25
Total Votes Cast	269	100.00%	<div><div></div></div>	96	136	37
Overvotes	0			0	0	0
Undervotes	1			0	1	0
Contest Totals	270			96	137	37

DEM United States Representative District 3

Vote For 1

	TOTAL	VOTE %		Election Day	Early Voting	Mail
Lulu Seikaly	158	59.40%	<div><div></div></div>	63	69	26
Sean McCaffity	108	40.60%	<div><div></div></div>	32	66	10
Total Votes Cast	266	100.00%	<div><div></div></div>	95	135	36
Overvotes	0			0	0	0
Undervotes	4			1	2	1
Contest Totals	270			96	137	37

DEM Railroad Commissioner

Vote For 1

	TOTAL	VOTE %		Election Day	Early Voting	Mail
Roberto R. "Beto" Alonzo	93	36.47%	<div><div></div></div>	39	46	8
Chrysta Castañeda	162	63.53%	<div><div></div></div>	56	80	26
Total Votes Cast	255	100.00%	<div><div></div></div>	95	126	34
Overvotes	0			0	0	0
Undervotes	15			1	11	3
Contest Totals	270			96	137	37

058

Statistics

	TOTAL	Election Day	Early Voting	Mail
Registered Voters - Total	3,596			
Ballots Cast - Total	356	109	178	69
Voter Turnout - Total	9.90%			

REP District Judge, 401st Judicial District

Vote For 1

	TOTAL	VOTE %		Election Day	Early Voting	Mail
George Flint	54	64.29%	<div><div></div></div>	13	34	7
Sarah Fox	30	35.71%	<div><div></div></div>	10	13	7
Total Votes Cast	84	100.00%	<div><div></div></div>	23	47	14
Overvotes	0			0	0	0
Undervotes	0			0	0	0
Contest Totals	84			23	47	14

DEM United States Senator

Vote For 1

	TOTAL	VOTE %		Election Day	Early Voting	Mail
Royce West	132	49.07%	<div><div></div></div>	35	67	30
Mary "MJ" Hegar	137	50.93%	<div><div></div></div>	48	64	25
Total Votes Cast	269	100.00%	<div><div></div></div>	83	131	55
Overvotes	0			0	0	0
Undervotes	3			3	0	0
Contest Totals	272			86	131	55

DEM United States Representative District 3

Vote For 1

	TOTAL	VOTE %		Election Day	Early Voting	Mail
Lulu Seikaly	164	63.32%	<div><div></div></div>	51	84	29
Sean McCaffity	95	36.68%	<div><div></div></div>	29	42	24
Total Votes Cast	259	100.00%	<div><div></div></div>	80	126	53
Overvotes	0			0	0	0
Undervotes	13			6	5	2
Contest Totals	272			86	131	55

DEM Railroad Commissioner

Vote For 1

	TOTAL	VOTE %		Election Day	Early Voting	Mail
Roberto R. "Beto" Alonzo	96	37.35%	<div><div></div></div>	39	42	15
Chrysta Castañeda	161	62.65%	<div><div></div></div>	43	82	36
Total Votes Cast	257	100.00%	<div><div></div></div>	82	124	51
Overvotes	0			0	0	0
Undervotes	15			4	7	4
Contest Totals	272			86	131	55

058

DEM State Representative District 67 STATE HOUSE REP DISTRICT 67

Vote For 1

	TOTAL	VOTE %		Election Day	Early Voting	Mail
Lorenzo Sanchez	138	52.47%	<div><div></div><div></div></div>	49	65	24
Tom Adair	125	47.53%	<div><div></div><div></div></div>	32	65	28
Total Votes Cast	263	100.00%	<div><div></div></div>	81	130	52
Overvotes	0			0	0	0
Undervotes	9			5	1	3
Contest Totals	272			86	131	55

059

Statistics

	TOTAL	Election Day	Early Voting	Mail
Registered Voters - Total	3,923			
Ballots Cast - Total	306	116	161	29
Voter Turnout - Total	7.80%			

REP District Judge, 401st Judicial District

Vote For 1

	TOTAL	VOTE %		Election Day	Early Voting	Mail
George Flint	88	69.84%	<div><div></div></div>	29	57	2
Sarah Fox	38	30.16%	<div><div></div></div>	21	16	1
Total Votes Cast	126	100.00%	<div><div></div></div>	50	73	3
Overvotes	0			0	0	0
Undervotes	0			0	0	0
Contest Totals	126			50	73	3

DEM United States Senator

Vote For 1

	TOTAL	VOTE %		Election Day	Early Voting	Mail
Royce West	75	42.37%	<div><div></div></div>	27	44	4
Mary "MJ" Hegar	102	57.63%	<div><div></div></div>	38	42	22
Total Votes Cast	177	100.00%	<div><div></div></div>	65	86	26
Overvotes	0			0	0	0
Undervotes	3			1	2	0
Contest Totals	180			66	88	26

DEM United States Representative District 3

Vote For 1

	TOTAL	VOTE %		Election Day	Early Voting	Mail
Lulu Seikaly	108	60.34%	<div><div></div></div>	38	50	20
Sean McCaffity	71	39.66%	<div><div></div></div>	28	37	6
Total Votes Cast	179	100.00%	<div><div></div></div>	66	87	26
Overvotes	0			0	0	0
Undervotes	1			0	1	0
Contest Totals	180			66	88	26

DEM Railroad Commissioner

Vote For 1

	TOTAL	VOTE %		Election Day	Early Voting	Mail
Roberto R. "Beto" Alonzo	63	37.72%	<div><div></div></div>	26	32	5
Chrysta Castañeda	104	62.28%	<div><div></div></div>	37	49	18
Total Votes Cast	167	100.00%	<div><div></div></div>	63	81	23
Overvotes	0			0	0	0
Undervotes	13			3	7	3
Contest Totals	180			66	88	26

060

Statistics

	TOTAL	Election Day	Early Voting	Mail
Registered Voters - Total	2,504			
Ballots Cast - Total	241	131	76	34
Voter Turnout - Total	9.62%			

REP District Judge, 401st Judicial District

Vote For 1

	TOTAL	VOTE %		Election Day	Early Voting	Mail
George Flint	58	61.05%	<div><div></div></div>	31	25	2
Sarah Fox	37	38.95%	<div><div></div></div>	20	9	8
Total Votes Cast	95	100.00%	<div><div></div></div>	51	34	10
Overvotes	0			0	0	0
Undervotes	0			0	0	0
Contest Totals	95			51	34	10

DEM United States Senator

Vote For 1

	TOTAL	VOTE %		Election Day	Early Voting	Mail
Royce West	52	36.62%	<div><div></div></div>	27	19	6
Mary "MJ" Hegar	90	63.38%	<div><div></div></div>	50	23	17
Total Votes Cast	142	100.00%	<div><div></div></div>	77	42	23
Overvotes	0			0	0	0
Undervotes	4			3	0	1
Contest Totals	146			80	42	24

DEM United States Representative District 3

Vote For 1

	TOTAL	VOTE %		Election Day	Early Voting	Mail
Lulu Seikaly	86	62.77%	<div><div></div></div>	40	29	17
Sean McCaffity	51	37.23%	<div><div></div></div>	33	11	7
Total Votes Cast	137	100.00%	<div><div></div></div>	73	40	24
Overvotes	0			0	0	0
Undervotes	9			7	2	0
Contest Totals	146			80	42	24

DEM Railroad Commissioner

Vote For 1

	TOTAL	VOTE %		Election Day	Early Voting	Mail
Roberto R. "Beto" Alonzo	40	30.77%	<div><div></div></div>	21	10	9
Chrysta Castañeda	90	69.23%	<div><div></div></div>	45	30	15
Total Votes Cast	130	100.00%	<div><div></div></div>	66	40	24
Overvotes	0			0	0	0
Undervotes	16			14	2	0
Contest Totals	146			80	42	24

061

Statistics

	TOTAL	Election Day	Early Voting	Mail
Registered Voters - Total	1,698			
Ballots Cast - Total	204	65	116	23
Voter Turnout - Total	12.01%			

REP District Judge, 401st Judicial District

Vote For 1

	TOTAL	VOTE %		Election Day	Early Voting	Mail
George Flint	68	76.40%	<div><div></div></div>	21	44	3
Sarah Fox	21	23.60%	<div><div></div></div>	5	14	2
Total Votes Cast	89	100.00%	<div><div></div></div>	26	58	5
Overvotes	0			0	0	0
Undervotes	0			0	0	0
Contest Totals	89			26	58	5

DEM United States Senator

Vote For 1

	TOTAL	VOTE %		Election Day	Early Voting	Mail
Royce West	56	49.56%	<div><div></div></div>	16	31	9
Mary "MJ" Hegar	57	50.44%	<div><div></div></div>	22	26	9
Total Votes Cast	113	100.00%	<div><div></div></div>	38	57	18
Overvotes	0			0	0	0
Undervotes	2			1	1	0
Contest Totals	115			39	58	18

DEM United States Representative District 3

Vote For 1

	TOTAL	VOTE %		Election Day	Early Voting	Mail
Lulu Seikaly	74	67.27%	<div><div></div></div>	19	42	13
Sean McCaffity	36	32.73%	<div><div></div></div>	19	15	2
Total Votes Cast	110	100.00%	<div><div></div></div>	38	57	15
Overvotes	0			0	0	0
Undervotes	5			1	1	3
Contest Totals	115			39	58	18

DEM Railroad Commissioner

Vote For 1

	TOTAL	VOTE %		Election Day	Early Voting	Mail
Roberto R. "Beto" Alonzo	31	29.52%	<div><div></div></div>	16	15	0
Chrysta Castañeda	74	70.48%	<div><div></div></div>	21	40	13
Total Votes Cast	105	100.00%	<div><div></div></div>	37	55	13
Overvotes	0			0	0	0
Undervotes	10			2	3	5
Contest Totals	115			39	58	18

062

Statistics

	TOTAL	Election Day	Early Voting	Mail
Registered Voters - Total	2,514			
Ballots Cast - Total	333	111	185	37
Voter Turnout - Total	13.25%			

REP District Judge, 401st Judicial District

Vote For 1

	TOTAL	VOTE %		Election Day	Early Voting	Mail
George Flint	55	67.07%	<div><div></div></div>	23	29	3
Sarah Fox	27	32.93%	<div><div></div></div>	11	14	2
Total Votes Cast	82	100.00%	<div><div></div></div>	34	43	5
Overvotes	0			0	0	0
Undervotes	0			0	0	0
Contest Totals	82			34	43	5

DEM United States Senator

Vote For 1

	TOTAL	VOTE %		Election Day	Early Voting	Mail
Royce West	104	42.45%	<div><div></div></div>	37	57	10
Mary "MJ" Hegar	141	57.55%	<div><div></div></div>	38	81	22
Total Votes Cast	245	100.00%	<div><div></div></div>	75	138	32
Overvotes	0			0	0	0
Undervotes	6			2	4	0
Contest Totals	251			77	142	32

DEM United States Representative District 3

Vote For 1

	TOTAL	VOTE %		Election Day	Early Voting	Mail
Lulu Seikaly	155	63.79%	<div><div></div></div>	42	89	24
Sean McCaffity	88	36.21%	<div><div></div></div>	32	50	6
Total Votes Cast	243	100.00%	<div><div></div></div>	74	139	30
Overvotes	0			0	0	0
Undervotes	8			3	3	2
Contest Totals	251			77	142	32

DEM Railroad Commissioner

Vote For 1

	TOTAL	VOTE %		Election Day	Early Voting	Mail
Roberto R. "Beto" Alonzo	78	32.23%	<div><div></div></div>	34	38	6
Chrysta Castañeda	164	67.77%	<div><div></div></div>	40	99	25
Total Votes Cast	242	100.00%	<div><div></div></div>	74	137	31
Overvotes	0			0	0	0
Undervotes	9			3	5	1
Contest Totals	251			77	142	32

062

DEM State Representative District 67 STATE HOUSE REP DISTRICT 67

Vote For 1

	TOTAL	VOTE %		Election Day	Early Voting	Mail
Lorenzo Sanchez	140	57.61%	<div><div></div></div>	46	84	10
Tom Adair	103	42.39%	<div><div></div></div>	30	55	18
Total Votes Cast	243	100.00%	<div><div></div></div>	76	139	28
Overvotes	0			0	0	0
Undervotes	8			1	3	4
Contest Totals	251			77	142	32

063

Statistics

	TOTAL	Election Day	Early Voting	Mail
Registered Voters - Total	1,983			
Ballots Cast - Total	288	64	163	61
Voter Turnout - Total	14.52%			

REP District Judge, 401st Judicial District

Vote For 1

	TOTAL	VOTE %		Election Day	Early Voting	Mail
George Flint	79	81.44%	<div><div></div></div>	25	49	5
Sarah Fox	18	18.56%	<div><div></div></div>	6	10	2
Total Votes Cast	97	100.00%	<div><div></div></div>	31	59	7
Overvotes	0			0	0	0
Undervotes	0			0	0	0
Contest Totals	97			31	59	7

DEM United States Senator

Vote For 1

	TOTAL	VOTE %		Election Day	Early Voting	Mail
Royce West	56	30.27%	<div><div></div></div>	11	30	15
Mary "MJ" Hegar	129	69.73%	<div><div></div></div>	21	71	37
Total Votes Cast	185	100.00%	<div><div></div></div>	32	101	52
Overvotes	0			0	0	0
Undervotes	6			1	3	2
Contest Totals	191			33	104	54

DEM United States Representative District 3

Vote For 1

	TOTAL	VOTE %		Election Day	Early Voting	Mail
Lulu Seikaly	114	61.96%	<div><div></div></div>	20	58	36
Sean McCaffity	70	38.04%	<div><div></div></div>	12	45	13
Total Votes Cast	184	100.00%	<div><div></div></div>	32	103	49
Overvotes	0			0	0	0
Undervotes	7			1	1	5
Contest Totals	191			33	104	54

DEM Railroad Commissioner

Vote For 1

	TOTAL	VOTE %		Election Day	Early Voting	Mail
Roberto R. "Beto" Alonzo	52	30.06%	<div><div></div></div>	13	26	13
Chrysta Castañeda	121	69.94%	<div><div></div></div>	17	71	33
Total Votes Cast	173	100.00%	<div><div></div></div>	30	97	46
Overvotes	0			0	0	0
Undervotes	18			3	7	8
Contest Totals	191			33	104	54

063

DEM State Representative District 67 STATE HOUSE REP DISTRICT 67

Vote For 1

	TOTAL	VOTE %		Election Day	Early Voting	Mail
Lorenzo Sanchez	76	40.64%	<div><div></div></div>	13	47	16
Tom Adair	111	59.36%	<div><div></div></div>	19	56	36
Total Votes Cast	187	100.00%	<div><div></div></div>	32	103	52
Overvotes	0			0	0	0
Undervotes	4			1	1	2
Contest Totals	191			33	104	54

064

Statistics

	TOTAL	Election Day	Early Voting	Mail
Registered Voters - Total	2,650			
Ballots Cast - Total	306	99	165	42
Voter Turnout - Total	11.55%			

REP District Judge, 401st Judicial District

Vote For 1

	TOTAL	VOTE %		Election Day	Early Voting	Mail
George Flint	62	64.58%	<div><div></div></div>	20	41	1
Sarah Fox	34	35.42%	<div><div></div></div>	10	19	5
Total Votes Cast	96	100.00%	<div><div></div></div>	30	60	6
Overvotes	0			0	0	0
Undervotes	0			0	0	0
Contest Totals	96			30	60	6

DEM United States Senator

Vote For 1

	TOTAL	VOTE %		Election Day	Early Voting	Mail
Royce West	80	38.28%	<div><div></div></div>	28	39	13
Mary "MJ" Hegar	129	61.72%	<div><div></div></div>	40	66	23
Total Votes Cast	209	100.00%	<div><div></div></div>	68	105	36
Overvotes	0			0	0	0
Undervotes	1			1	0	0
Contest Totals	210			69	105	36

DEM United States Representative District 3

Vote For 1

	TOTAL	VOTE %		Election Day	Early Voting	Mail
Lulu Seikaly	123	59.71%	<div><div></div></div>	32	67	24
Sean McCaffity	83	40.29%	<div><div></div></div>	36	35	12
Total Votes Cast	206	100.00%	<div><div></div></div>	68	102	36
Overvotes	0			0	0	0
Undervotes	4			1	3	0
Contest Totals	210			69	105	36

DEM Railroad Commissioner

Vote For 1

	TOTAL	VOTE %		Election Day	Early Voting	Mail
Roberto R. "Beto" Alonzo	68	33.66%	<div><div></div></div>	33	26	9
Chrysta Castañeda	134	66.34%	<div><div></div></div>	32	76	26
Total Votes Cast	202	100.00%	<div><div></div></div>	65	102	35
Overvotes	0			0	0	0
Undervotes	8			4	3	1
Contest Totals	210			69	105	36

064

DEM State Representative District 67 STATE HOUSE REP DISTRICT 67

Vote For 1

	TOTAL	VOTE %		Election Day	Early Voting	Mail
Lorenzo Sanchez	92	44.88%	<div><div></div></div>	36	47	9
Tom Adair	113	55.12%	<div><div></div></div>	29	57	27
Total Votes Cast	205	100.00%	<div><div></div></div>	65	104	36
Overvotes	0			0	0	0
Undervotes	5			4	1	0
Contest Totals	210			69	105	36

065

Statistics

	TOTAL	Election Day	Early Voting	Mail
Registered Voters - Total	1,190			
Ballots Cast - Total	152	56	85	11
Voter Turnout - Total	12.77%			

REP District Judge, 401st Judicial District

Vote For 1

	TOTAL	VOTE %		Election Day	Early Voting	Mail
George Flint	41	71.93%	<div><div></div></div>	20	21	0
Sarah Fox	16	28.07%	<div><div></div></div>	7	8	1
Total Votes Cast	57	100.00%	<div><div></div></div>	27	29	1
Overvotes	0			0	0	0
Undervotes	1			0	1	0
Contest Totals	58			27	30	1

DEM United States Senator

Vote For 1

	TOTAL	VOTE %		Election Day	Early Voting	Mail
Royce West	30	32.26%	<div><div></div></div>	11	13	6
Mary "MJ" Hegar	63	67.74%	<div><div></div></div>	18	41	4
Total Votes Cast	93	100.00%	<div><div></div></div>	29	54	10
Overvotes	0			0	0	0
Undervotes	1			0	1	0
Contest Totals	94			29	55	10

DEM United States Representative District 3

Vote For 1

	TOTAL	VOTE %		Election Day	Early Voting	Mail
Lulu Seikaly	56	64.37%	<div><div></div></div>	14	36	6
Sean McCaffity	31	35.63%	<div><div></div></div>	13	15	3
Total Votes Cast	87	100.00%	<div><div></div></div>	27	51	9
Overvotes	0			0	0	0
Undervotes	7			2	4	1
Contest Totals	94			29	55	10

DEM Railroad Commissioner

Vote For 1

	TOTAL	VOTE %		Election Day	Early Voting	Mail
Roberto R. "Beto" Alonzo	28	31.46%	<div><div></div></div>	8	18	2
Chrysta Castañeda	61	68.54%	<div><div></div></div>	20	34	7
Total Votes Cast	89	100.00%	<div><div></div></div>	28	52	9
Overvotes	0			0	0	0
Undervotes	5			1	3	1
Contest Totals	94			29	55	10

065

DEM State Representative District 67 STATE HOUSE REP DISTRICT 67

Vote For 1

	TOTAL	VOTE %		Election Day	Early Voting	Mail
Lorenzo Sanchez	50	55.56%	<div><div></div></div>	20	26	4
Tom Adair	40	44.44%	<div><div></div></div>	9	26	5
Total Votes Cast	90	100.00%	<div><div></div></div>	29	52	9
Overvotes	0			0	0	0
Undervotes	4			0	3	1
Contest Totals	94			29	55	10

066

Statistics

	TOTAL	Election Day	Early Voting	Mail
Registered Voters - Total	2,117			
Ballots Cast - Total	234	80	125	29
Voter Turnout - Total	11.05%			

REP District Judge, 401st Judicial District

Vote For 1

	TOTAL	VOTE %		Election Day	Early Voting	Mail
George Flint	49	73.13%	<div><div></div></div>	26	22	1
Sarah Fox	18	26.87%	<div><div></div></div>	7	6	5
Total Votes Cast	67	100.00%	<div><div></div></div>	33	28	6
Overvotes	0			0	0	0
Undervotes	0			0	0	0
Contest Totals	67			33	28	6

DEM United States Senator

Vote For 1

	TOTAL	VOTE %		Election Day	Early Voting	Mail
Royce West	68	40.72%	<div><div></div></div>	14	42	12
Mary "MJ" Hegar	99	59.28%	<div><div></div></div>	33	55	11
Total Votes Cast	167	100.00%	<div><div></div></div>	47	97	23
Overvotes	0			0	0	0
Undervotes	0			0	0	0
Contest Totals	167			47	97	23

DEM United States Representative District 3

Vote For 1

	TOTAL	VOTE %		Election Day	Early Voting	Mail
Lulu Seikaly	92	57.50%	<div><div></div></div>	29	51	12
Sean McCaffity	68	42.50%	<div><div></div></div>	17	42	9
Total Votes Cast	160	100.00%	<div><div></div></div>	46	93	21
Overvotes	0			0	0	0
Undervotes	7			1	4	2
Contest Totals	167			47	97	23

DEM Railroad Commissioner

Vote For 1

	TOTAL	VOTE %		Election Day	Early Voting	Mail
Roberto R. "Beto" Alonzo	55	34.81%	<div><div></div></div>	22	27	6
Chrysta Castañeda	103	65.19%	<div><div></div></div>	24	66	13
Total Votes Cast	158	100.00%	<div><div></div></div>	46	93	19
Overvotes	0			0	0	0
Undervotes	9			1	4	4
Contest Totals	167			47	97	23

066

DEM State Representative District 67 STATE HOUSE REP DISTRICT 67

Vote For 1

	TOTAL	VOTE %		Election Day	Early Voting	Mail
Lorenzo Sanchez	75	46.88%	<div><div></div></div>	29	39	7
Tom Adair	85	53.12%	<div><div></div></div>	16	55	14
Total Votes Cast	160	100.00%	<div><div></div></div>	45	94	21
Overvotes	0			0	0	0
Undervotes	7			2	3	2
Contest Totals	167			47	97	23

067

Statistics

	TOTAL	Election Day	Early Voting	Mail
Registered Voters - Total	2,577			
Ballots Cast - Total	295	89	148	58
Voter Turnout - Total	11.45%			

REP District Judge, 401st Judicial District

Vote For 1

	TOTAL	VOTE %		Election Day	Early Voting	Mail
George Flint	69	84.15%	<div><div></div></div>	19	42	8
Sarah Fox	13	15.85%	<div><div></div></div>	3	5	5
Total Votes Cast	82	100.00%	<div><div></div></div>	22	47	13
Overvotes	0			0	0	0
Undervotes	1			0	0	1
Contest Totals	83			22	47	14

DEM United States Senator

Vote For 1

	TOTAL	VOTE %		Election Day	Early Voting	Mail
Royce West	92	44.23%	<div><div></div></div>	32	34	26
Mary "MJ" Hegar	116	55.77%	<div><div></div></div>	35	63	18
Total Votes Cast	208	100.00%	<div><div></div></div>	67	97	44
Overvotes	0			0	0	0
Undervotes	4			0	4	0
Contest Totals	212			67	101	44

DEM United States Representative District 3

Vote For 1

	TOTAL	VOTE %		Election Day	Early Voting	Mail
Lulu Seikaly	131	62.98%	<div><div></div></div>	37	62	32
Sean McCaffity	77	37.02%	<div><div></div></div>	29	36	12
Total Votes Cast	208	100.00%	<div><div></div></div>	66	98	44
Overvotes	0			0	0	0
Undervotes	4			1	3	0
Contest Totals	212			67	101	44

DEM Railroad Commissioner

Vote For 1

	TOTAL	VOTE %		Election Day	Early Voting	Mail
Roberto R. "Beto" Alonzo	71	35.86%	<div><div></div></div>	23	34	14
Chrysta Castañeda	127	64.14%	<div><div></div></div>	43	58	26
Total Votes Cast	198	100.00%	<div><div></div></div>	66	92	40
Overvotes	0			0	0	0
Undervotes	14			1	9	4
Contest Totals	212			67	101	44

068

Statistics

	TOTAL	Election Day	Early Voting	Mail
Registered Voters - Total	1,986			
Ballots Cast - Total	181	69	94	18
Voter Turnout - Total	9.11%			

REP District Judge, 401st Judicial District

Vote For 1

	TOTAL	VOTE %		Election Day	Early Voting	Mail
George Flint	32	56.14%	<div><div></div></div>	11	21	0
Sarah Fox	25	43.86%	<div><div></div></div>	11	13	1
Total Votes Cast	57	100.00%	<div><div></div></div>	22	34	1
Overvotes	0			0	0	0
Undervotes	0			0	0	0
Contest Totals	57			22	34	1

DEM United States Senator

Vote For 1

	TOTAL	VOTE %		Election Day	Early Voting	Mail
Royce West	49	40.50%	<div><div></div></div>	16	28	5
Mary "MJ" Hegar	72	59.50%	<div><div></div></div>	31	29	12
Total Votes Cast	121	100.00%	<div><div></div></div>	47	57	17
Overvotes	0			0	0	0
Undervotes	3			0	3	0
Contest Totals	124			47	60	17

DEM United States Representative District 3

Vote For 1

	TOTAL	VOTE %		Election Day	Early Voting	Mail
Lulu Seikaly	74	63.25%	<div><div></div></div>	30	33	11
Sean McCaffity	43	36.75%	<div><div></div></div>	14	23	6
Total Votes Cast	117	100.00%	<div><div></div></div>	44	56	17
Overvotes	0			0	0	0
Undervotes	7			3	4	0
Contest Totals	124			47	60	17

DEM Railroad Commissioner

Vote For 1

	TOTAL	VOTE %		Election Day	Early Voting	Mail
Roberto R. "Beto" Alonzo	51	42.15%	<div><div></div></div>	24	21	6
Chrysta Castañeda	70	57.85%	<div><div></div></div>	23	36	11
Total Votes Cast	121	100.00%	<div><div></div></div>	47	57	17
Overvotes	0			0	0	0
Undervotes	3			0	3	0
Contest Totals	124			47	60	17

069

Statistics

	TOTAL	Election Day	Early Voting	Mail
Registered Voters - Total	3,732			
Ballots Cast - Total	494	149	278	67
Voter Turnout - Total	13.24%			

REP District Judge, 401st Judicial District

Vote For 1

	TOTAL	VOTE %		Election Day	Early Voting	Mail
George Flint	105	63.64%	<div><div></div></div>	40	60	5
Sarah Fox	60	36.36%	<div><div></div></div>	19	39	2
Total Votes Cast	165	100.00%	<div><div></div></div>	59	99	7
Overvotes	0			0	0	0
Undervotes	0			0	0	0
Contest Totals	165			59	99	7

DEM United States Senator

Vote For 1

	TOTAL	VOTE %		Election Day	Early Voting	Mail
Royce West	132	40.74%	<div><div></div></div>	39	78	15
Mary "MJ" Hegar	192	59.26%	<div><div></div></div>	49	98	45
Total Votes Cast	324	100.00%	<div><div></div></div>	88	176	60
Overvotes	0			0	0	0
Undervotes	5			2	3	0
Contest Totals	329			90	179	60

DEM United States Representative District 3

Vote For 1

	TOTAL	VOTE %		Election Day	Early Voting	Mail
Lulu Seikaly	176	54.66%	<div><div></div></div>	48	96	32
Sean McCaffity	146	45.34%	<div><div></div></div>	41	77	28
Total Votes Cast	322	100.00%	<div><div></div></div>	89	173	60
Overvotes	0			0	0	0
Undervotes	7			1	6	0
Contest Totals	329			90	179	60

DEM Railroad Commissioner

Vote For 1

	TOTAL	VOTE %		Election Day	Early Voting	Mail
Roberto R. "Beto" Alonzo	115	36.74%	<div><div></div></div>	40	57	18
Chrysta Castañeda	198	63.26%	<div><div></div></div>	48	110	40
Total Votes Cast	313	100.00%	<div><div></div></div>	88	167	58
Overvotes	0			0	0	0
Undervotes	16			2	12	2
Contest Totals	329			90	179	60

069

DEM State Representative District 67 STATE HOUSE REP DISTRICT 67

Vote For 1

	TOTAL	VOTE %		Election Day	Early Voting	Mail
Lorenzo Sanchez	140	42.94%	<div><div></div></div>	47	68	25
Tom Adair	186	57.06%	<div><div></div></div>	42	109	35
Total Votes Cast	326	100.00%	<div><div></div></div>	89	177	60
Overvotes	0			0	0	0
Undervotes	3			1	2	0
Contest Totals	329			90	179	60

070

Statistics

	TOTAL	Election Day	Early Voting	Mail
Registered Voters - Total	1,881			
Ballots Cast - Total	237	79	133	25
Voter Turnout - Total	12.60%			

REP District Judge, 401st Judicial District

Vote For 1

	TOTAL	VOTE %		Election Day	Early Voting	Mail
George Flint	54	69.23%	<div><div></div></div>	22	27	5
Sarah Fox	24	30.77%	<div><div></div></div>	11	12	1
Total Votes Cast	78	100.00%	<div><div></div></div>	33	39	6
Overvotes	0			0	0	0
Undervotes	0			0	0	0
Contest Totals	78			33	39	6

DEM United States Senator

Vote For 1

	TOTAL	VOTE %		Election Day	Early Voting	Mail
Royce West	57	36.54%	<div><div></div></div>	15	37	5
Mary "MJ" Hegar	99	63.46%	<div><div></div></div>	30	55	14
Total Votes Cast	156	100.00%	<div><div></div></div>	45	92	19
Overvotes	0			0	0	0
Undervotes	3			1	2	0
Contest Totals	159			46	94	19

DEM United States Representative District 3

Vote For 1

	TOTAL	VOTE %		Election Day	Early Voting	Mail
Lulu Seikaly	94	61.84%	<div><div></div></div>	28	54	12
Sean McCaffity	58	38.16%	<div><div></div></div>	16	35	7
Total Votes Cast	152	100.00%	<div><div></div></div>	44	89	19
Overvotes	0			0	0	0
Undervotes	7			2	5	0
Contest Totals	159			46	94	19

DEM Railroad Commissioner

Vote For 1

	TOTAL	VOTE %		Election Day	Early Voting	Mail
Roberto R. "Beto" Alonzo	52	36.36%	<div><div></div></div>	14	31	7
Chrysta Castañeda	91	63.64%	<div><div></div></div>	24	55	12
Total Votes Cast	143	100.00%	<div><div></div></div>	38	86	19
Overvotes	0			0	0	0
Undervotes	16			8	8	0
Contest Totals	159			46	94	19

070

DEM State Representative District 67 STATE HOUSE REP DISTRICT 67

Vote For 1

	TOTAL	VOTE %		Election Day	Early Voting	Mail
Lorenzo Sanchez	76	48.10%	<div><div></div></div>	29	41	6
Tom Adair	82	51.90%	<div><div></div></div>	16	53	13
Total Votes Cast	158	100.00%	<div><div></div></div>	45	94	19
Overvotes	0			0	0	0
Undervotes	1			1	0	0
Contest Totals	159			46	94	19

071

Statistics

	TOTAL	Election Day	Early Voting	Mail
Registered Voters - Total	1,773			
Ballots Cast - Total	223	52	135	36
Voter Turnout - Total	12.58%			

REP District Judge, 401st Judicial District

Vote For 1

	TOTAL	VOTE %		Election Day	Early Voting	Mail
George Flint	41	61.19%	<div><div></div></div>	11	28	2
Sarah Fox	26	38.81%	<div><div></div></div>	9	16	1
Total Votes Cast	67	100.00%	<div><div></div></div>	20	44	3
Overvotes	0			0	0	0
Undervotes	1			1	0	0
Contest Totals	68			21	44	3

DEM United States Senator

Vote For 1

	TOTAL	VOTE %		Election Day	Early Voting	Mail
Royce West	52	33.77%	<div><div></div></div>	5	39	8
Mary "MJ" Hegar	102	66.23%	<div><div></div></div>	25	52	25
Total Votes Cast	154	100.00%	<div><div></div></div>	30	91	33
Overvotes	0			0	0	0
Undervotes	1			1	0	0
Contest Totals	155			31	91	33

DEM United States Representative District 3

Vote For 1

	TOTAL	VOTE %		Election Day	Early Voting	Mail
Lulu Seikaly	94	61.84%	<div><div></div></div>	16	58	20
Sean McCaffity	58	38.16%	<div><div></div></div>	13	32	13
Total Votes Cast	152	100.00%	<div><div></div></div>	29	90	33
Overvotes	0			0	0	0
Undervotes	3			2	1	0
Contest Totals	155			31	91	33

DEM Railroad Commissioner

Vote For 1

	TOTAL	VOTE %		Election Day	Early Voting	Mail
Roberto R. "Beto" Alonzo	40	26.85%	<div><div></div></div>	6	30	4
Chrysta Castañeda	109	73.15%	<div><div></div></div>	21	59	29
Total Votes Cast	149	100.00%	<div><div></div></div>	27	89	33
Overvotes	0			0	0	0
Undervotes	6			4	2	0
Contest Totals	155			31	91	33

072

Statistics

	TOTAL	Election Day	Early Voting	Mail
Registered Voters - Total	1,557			
Ballots Cast - Total	173	55	88	30
Voter Turnout - Total	11.11%			

REP District Judge, 401st Judicial District

Vote For 1

	TOTAL	VOTE %		Election Day	Early Voting	Mail
George Flint	57	82.61%	<div><div></div></div>	23	27	7
Sarah Fox	12	17.39%	<div><div></div></div>	5	7	0
Total Votes Cast	69	100.00%	<div><div></div></div>	28	34	7
Overvotes	0			0	0	0
Undervotes	0			0	0	0
Contest Totals	69			28	34	7

DEM United States Senator

Vote For 1

	TOTAL	VOTE %		Election Day	Early Voting	Mail
Royce West	38	37.25%	<div><div></div></div>	10	21	7
Mary "MJ" Hegar	64	62.75%	<div><div></div></div>	16	32	16
Total Votes Cast	102	100.00%	<div><div></div></div>	26	53	23
Overvotes	0			0	0	0
Undervotes	2			1	1	0
Contest Totals	104			27	54	23

DEM United States Representative District 3

Vote For 1

	TOTAL	VOTE %		Election Day	Early Voting	Mail
Lulu Seikaly	66	66.00%	<div><div></div></div>	15	36	15
Sean McCaffity	34	34.00%	<div><div></div></div>	11	17	6
Total Votes Cast	100	100.00%	<div><div></div></div>	26	53	21
Overvotes	0			0	0	0
Undervotes	4			1	1	2
Contest Totals	104			27	54	23

DEM Railroad Commissioner




Vote For 1

	TOTAL	VOTE %		Election Day	Early Voting	Mail
Roberto R. "Beto" Alonzo	31	31.96%	<div><div></div></div>	13	12	6
Chrysta Castañeda	66	68.04%	<div><div></div></div>	10	41	15
Total Votes Cast	97	100.00%	<div><div></div></div>	23	53	21
Overvotes	0			0	0	0
Undervotes	7			4	1	2
Contest Totals	104			27	54	23

072

DEM State Representative District 67 STATE HOUSE REP DISTRICT 67

Vote For 1

	TOTAL	VOTE %		Election Day	Early Voting	Mail
Lorenzo Sanchez	41	40.59%		12	19	10
Tom Adair	60	59.41%		14	34	12
Total Votes Cast	101	100.00%		26	53	22
Overvotes	0			0	0	0
Undervotes	3			1	1	1
Contest Totals	104			27	54	23

073

Statistics

	TOTAL	Election Day	Early Voting	Mail
Registered Voters - Total	1,904			
Ballots Cast - Total	161	58	83	20
Voter Turnout - Total	8.46%			

REP District Judge, 401st Judicial District

Vote For 1

	TOTAL	VOTE %		Election Day	Early Voting	Mail
George Flint	11	78.57%	<div><div></div></div>	4	5	2
Sarah Fox	3	21.43%	<div><div></div></div>	1	2	0
Total Votes Cast	14	100.00%	<div><div></div></div>	5	7	2
Overvotes	0			0	0	0
Undervotes	0			0	0	0
Contest Totals	14			5	7	2

DEM United States Senator

Vote For 1

	TOTAL	VOTE %		Election Day	Early Voting	Mail
Royce West	66	44.90%	<div><div></div></div>	25	37	4
Mary "MJ" Hegar	81	55.10%	<div><div></div></div>	28	39	14
Total Votes Cast	147	100.00%	<div><div></div></div>	53	76	18
Overvotes	0			0	0	0
Undervotes	0			0	0	0
Contest Totals	147			53	76	18

DEM United States Representative District 3

Vote For 1

	TOTAL	VOTE %		Election Day	Early Voting	Mail
Lulu Seikaly	91	63.19%	<div><div></div></div>	30	47	14
Sean McCaffity	53	36.81%	<div><div></div></div>	22	27	4
Total Votes Cast	144	100.00%	<div><div></div></div>	52	74	18
Overvotes	0			0	0	0
Undervotes	3			1	2	0
Contest Totals	147			53	76	18

DEM Railroad Commissioner

Vote For 1

	TOTAL	VOTE %		Election Day	Early Voting	Mail
Roberto R. "Beto" Alonzo	42	29.37%	<div><div></div></div>	17	22	3
Chrysta Castañeda	101	70.63%	<div><div></div></div>	34	52	15
Total Votes Cast	143	100.00%	<div><div></div></div>	51	74	18
Overvotes	0			0	0	0
Undervotes	4			2	2	0
Contest Totals	147			53	76	18

074

Statistics

	TOTAL	Election Day	Early Voting	Mail
Registered Voters - Total	1,865			
Ballots Cast - Total	184	51	103	30
Voter Turnout - Total	9.87%			

REP District Judge, 401st Judicial District

Vote For 1

	TOTAL	VOTE %		Election Day	Early Voting	Mail
George Flint	23	65.71%	<div><div></div></div>	4	18	1
Sarah Fox	12	34.29%	<div><div></div></div>	5	5	2
Total Votes Cast	35	100.00%	<div><div></div></div>	9	23	3
Overvotes	0			0	0	0
Undervotes	0			0	0	0
Contest Totals	35			9	23	3

DEM United States Senator

Vote For 1

	TOTAL	VOTE %		Election Day	Early Voting	Mail
Royce West	74	50.00%	<div><div></div></div>	19	42	13
Mary "MJ" Hegar	74	50.00%	<div><div></div></div>	23	37	14
Total Votes Cast	148	100.00%	<div><div></div></div>	42	79	27
Overvotes	0			0	0	0
Undervotes	1			0	1	0
Contest Totals	149			42	80	27

DEM United States Representative District 3

Vote For 1

	TOTAL	VOTE %		Election Day	Early Voting	Mail
Lulu Seikaly	102	69.39%	<div><div></div></div>	26	57	19
Sean McCaffity	45	30.61%	<div><div></div></div>	15	22	8
Total Votes Cast	147	100.00%	<div><div></div></div>	41	79	27
Overvotes	0			0	0	0
Undervotes	2			1	1	0
Contest Totals	149			42	80	27

DEM Railroad Commissioner

Vote For 1

	TOTAL	VOTE %		Election Day	Early Voting	Mail
Roberto R. "Beto" Alonzo	43	31.16%	<div><div></div></div>	13	22	8
Chrysta Castañeda	95	68.84%	<div><div></div></div>	25	52	18
Total Votes Cast	138	100.00%	<div><div></div></div>	38	74	26
Overvotes	0			0	0	0
Undervotes	11			4	6	1
Contest Totals	149			42	80	27

075

Statistics

	TOTAL	Election Day	Early Voting	Mail
Registered Voters - Total	2,033			
Ballots Cast - Total	189	50	104	35
Voter Turnout - Total	9.30%			

REP District Judge, 401st Judicial District

Vote For 1

	TOTAL	VOTE %		Election Day	Early Voting	Mail
George Flint	50	71.43%	<div><div></div></div>	18	32	0
Sarah Fox	20	28.57%	<div><div></div></div>	3	10	7
Total Votes Cast	70	100.00%	<div><div></div></div>	21	42	7
Overvotes	0			0	0	0
Undervotes	0			0	0	0
Contest Totals	70			21	42	7

DEM United States Senator

Vote For 1

	TOTAL	VOTE %		Election Day	Early Voting	Mail
Royce West	48	40.68%	<div><div></div></div>	12	22	14
Mary "MJ" Hegar	70	59.32%	<div><div></div></div>	17	39	14
Total Votes Cast	118	100.00%	<div><div></div></div>	29	61	28
Overvotes	0			0	0	0
Undervotes	1			0	1	0
Contest Totals	119			29	62	28

DEM United States Representative District 3

Vote For 1

	TOTAL	VOTE %		Election Day	Early Voting	Mail
Lulu Seikaly	72	61.02%	<div><div></div></div>	16	40	16
Sean McCaffity	46	38.98%	<div><div></div></div>	13	21	12
Total Votes Cast	118	100.00%	<div><div></div></div>	29	61	28
Overvotes	0			0	0	0
Undervotes	1			0	1	0
Contest Totals	119			29	62	28

DEM Railroad Commissioner

Vote For 1

	TOTAL	VOTE %		Election Day	Early Voting	Mail
Roberto R. "Beto" Alonzo	36	32.14%	<div><div></div></div>	8	22	6
Chrysta Castañeda	76	67.86%	<div><div></div></div>	19	36	21
Total Votes Cast	112	100.00%	<div><div></div></div>	27	58	27
Overvotes	0			0	0	0
Undervotes	7			2	4	1
Contest Totals	119			29	62	28

076

Statistics

	TOTAL	Election Day	Early Voting	Mail
Registered Voters - Total	3,272			
Ballots Cast - Total	355	101	200	54
Voter Turnout - Total	10.85%			

REP District Judge, 401st Judicial District

Vote For 1

	TOTAL	VOTE %		Election Day	Early Voting	Mail
George Flint	94	77.05%	<div><div></div></div>	22	69	3
Sarah Fox	28	22.95%	<div><div></div></div>	7	16	5
Total Votes Cast	122	100.00%	<div><div></div></div>	29	85	8
Overvotes	0			0	0	0
Undervotes	0			0	0	0
Contest Totals	122			29	85	8

DEM United States Senator

Vote For 1

	TOTAL	VOTE %		Election Day	Early Voting	Mail
Royce West	115	49.78%	<div><div></div></div>	31	60	24
Mary "MJ" Hegar	116	50.22%	<div><div></div></div>	41	53	22
Total Votes Cast	231	100.00%	<div><div></div></div>	72	113	46
Overvotes	0			0	0	0
Undervotes	2			0	2	0
Contest Totals	233			72	115	46

DEM United States Representative District 3

Vote For 1

	TOTAL	VOTE %		Election Day	Early Voting	Mail
Lulu Seikaly	137	61.99%	<div><div></div></div>	48	64	25
Sean McCaffity	84	38.01%	<div><div></div></div>	20	46	18
Total Votes Cast	221	100.00%	<div><div></div></div>	68	110	43
Overvotes	0			0	0	0
Undervotes	12			4	5	3
Contest Totals	233			72	115	46

DEM Railroad Commissioner

Vote For 1

	TOTAL	VOTE %		Election Day	Early Voting	Mail
Roberto R. "Beto" Alonzo	71	32.87%	<div><div></div></div>	23	34	14
Chrysta Castañeda	145	67.13%	<div><div></div></div>	42	76	27
Total Votes Cast	216	100.00%	<div><div></div></div>	65	110	41
Overvotes	0			0	0	0
Undervotes	17			7	5	5
Contest Totals	233			72	115	46

077

Statistics

	TOTAL	Election Day	Early Voting	Mail
Registered Voters - Total	3,606			
Ballots Cast - Total	326	91	197	38
Voter Turnout - Total	9.04%			

REP District Judge, 401st Judicial District

Vote For 1

	TOTAL	VOTE %		Election Day	Early Voting	Mail
George Flint	48	69.57%	<div><div></div></div>	19	24	5
Sarah Fox	21	30.43%	<div><div></div></div>	6	10	5
Total Votes Cast	69	100.00%	<div><div></div></div>	25	34	10
Overvotes	0			0	0	0
Undervotes	0			0	0	0
Contest Totals	69			25	34	10

DEM United States Senator

Vote For 1

	TOTAL	VOTE %		Election Day	Early Voting	Mail
Royce West	123	48.05%	<div><div></div></div>	30	86	7
Mary "MJ" Hegar	133	51.95%	<div><div></div></div>	36	76	21
Total Votes Cast	256	100.00%	<div><div></div></div>	66	162	28
Overvotes	0			0	0	0
Undervotes	1			0	1	0
Contest Totals	257			66	163	28

DEM United States Representative District 3

Vote For 1

	TOTAL	VOTE %		Election Day	Early Voting	Mail
Lulu Seikaly	155	62.00%	<div><div></div></div>	32	109	14
Sean McCaffity	95	38.00%	<div><div></div></div>	30	51	14
Total Votes Cast	250	100.00%	<div><div></div></div>	62	160	28
Overvotes	0			0	0	0
Undervotes	7			4	3	0
Contest Totals	257			66	163	28

DEM Railroad Commissioner

Vote For 1

	TOTAL	VOTE %		Election Day	Early Voting	Mail
Roberto R. "Beto" Alonzo	90	36.44%	<div><div></div></div>	30	53	7
Chrysta Castañeda	157	63.56%	<div><div></div></div>	32	105	20
Total Votes Cast	247	100.00%	<div><div></div></div>	62	158	27
Overvotes	0			0	0	0
Undervotes	10			4	5	1
Contest Totals	257			66	163	28

077

DEM State Representative District 67 STATE HOUSE REP DISTRICT 67

Vote For 1

	TOTAL	VOTE %		Election Day	Early Voting	Mail
Lorenzo Sanchez	130	50.98%	<div><div></div></div>	39	79	12
Tom Adair	125	49.02%	<div><div></div></div>	26	83	16
Total Votes Cast	255	100.00%	<div><div></div></div>	65	162	28
Overvotes	0			0	0	0
Undervotes	2			1	1	0
Contest Totals	257			66	163	28

078

Statistics

	TOTAL	Election Day	Early Voting	Mail
Registered Voters - Total	3,679			
Ballots Cast - Total	390	168	165	57
Voter Turnout - Total	10.60%			

REP District Judge, 401st Judicial District

Vote For 1

	TOTAL	VOTE %		Election Day	Early Voting	Mail
George Flint	29	69.05%	<div><div></div></div>	13	13	3
Sarah Fox	13	30.95%	<div><div></div></div>	4	7	2
Total Votes Cast	42	100.00%	<div><div></div></div>	17	20	5
Overvotes	0			0	0	0
Undervotes	0			0	0	0
Contest Totals	42			17	20	5

DEM United States Senator

Vote For 1

	TOTAL	VOTE %		Election Day	Early Voting	Mail
Royce West	176	50.57%	<div><div></div></div>	76	78	22
Mary "MJ" Hegar	172	49.43%	<div><div></div></div>	75	67	30
Total Votes Cast	348	100.00%	<div><div></div></div>	151	145	52
Overvotes	0			0	0	0
Undervotes	0			0	0	0
Contest Totals	348			151	145	52

DEM United States Representative District 3

Vote For 1

	TOTAL	VOTE %		Election Day	Early Voting	Mail
Lulu Seikaly	214	63.50%	<div><div></div></div>	101	92	21
Sean McCaffity	123	36.50%	<div><div></div></div>	44	49	30
Total Votes Cast	337	100.00%	<div><div></div></div>	145	141	51
Overvotes	0			0	0	0
Undervotes	11			6	4	1
Contest Totals	348			151	145	52

DEM Railroad Commissioner

Vote For 1

	TOTAL	VOTE %		Election Day	Early Voting	Mail
Roberto R. "Beto" Alonzo	115	34.95%	<div><div></div></div>	57	40	18
Chrysta Castañeda	214	65.05%	<div><div></div></div>	86	98	30
Total Votes Cast	329	100.00%	<div><div></div></div>	143	138	48
Overvotes	0			0	0	0
Undervotes	19			8	7	4
Contest Totals	348			151	145	52

078

DEM State Representative District 67 STATE HOUSE REP DISTRICT 67

Vote For 1

	TOTAL	VOTE %		Election Day	Early Voting	Mail
Lorenzo Sanchez	177	52.21%	<div><div></div><div></div></div>	95	69	13
Tom Adair	162	47.79%	<div><div></div><div></div></div>	50	74	38
Total Votes Cast	339	100.00%	<div><div></div></div>	145	143	51
Overvotes	0			0	0	0
Undervotes	9			6	2	1
Contest Totals	348			151	145	52

079

Statistics

	TOTAL	Election Day	Early Voting	Mail
Registered Voters - Total	2,647			
Ballots Cast - Total	264	63	159	42
Voter Turnout - Total	9.97%			

REP District Judge, 401st Judicial District

Vote For 1

	TOTAL	VOTE %		Election Day	Early Voting	Mail
George Flint	24	32.00%	<div><div></div></div>	12	12	0
Sarah Fox	51	68.00%	<div><div></div></div>	12	33	6
Total Votes Cast	75	100.00%	<div><div></div></div>	24	45	6
Overvotes	0			0	0	0
Undervotes	1			0	0	1
Contest Totals	76			24	45	7

DEM United States Senator

Vote For 1

	TOTAL	VOTE %		Election Day	Early Voting	Mail
Royce West	90	47.87%	<div><div></div></div>	19	56	15
Mary "MJ" Hegar	98	52.13%	<div><div></div></div>	20	58	20
Total Votes Cast	188	100.00%	<div><div></div></div>	39	114	35
Overvotes	0			0	0	0
Undervotes	0			0	0	0
Contest Totals	188			39	114	35

DEM United States Representative District 3

Vote For 1

	TOTAL	VOTE %		Election Day	Early Voting	Mail
Lulu Seikaly	116	64.09%	<div><div></div></div>	23	69	24
Sean McCaffity	65	35.91%	<div><div></div></div>	15	39	11
Total Votes Cast	181	100.00%	<div><div></div></div>	38	108	35
Overvotes	0			0	0	0
Undervotes	7			1	6	0
Contest Totals	188			39	114	35

DEM Railroad Commissioner

Vote For 1

	TOTAL	VOTE %		Election Day	Early Voting	Mail
Roberto R. "Beto" Alonzo	49	28.32%	<div><div></div></div>	6	33	10
Chrysta Castañeda	124	71.68%	<div><div></div></div>	30	72	22
Total Votes Cast	173	100.00%	<div><div></div></div>	36	105	32
Overvotes	0			0	0	0
Undervotes	15			3	9	3
Contest Totals	188			39	114	35

080

Statistics

	TOTAL	Election Day	Early Voting	Mail
Registered Voters - Total	3,570			
Ballots Cast - Total	315	108	166	41
Voter Turnout - Total	8.82%			

REP District Judge, 401st Judicial District

Vote For 1

	TOTAL	VOTE %		Election Day	Early Voting	Mail
George Flint	54	67.50%	<div><div></div></div>	27	27	0
Sarah Fox	26	32.50%	<div><div></div></div>	6	17	3
Total Votes Cast	80	100.00%	<div><div></div></div>	33	44	3
Overvotes	0			0	0	0
Undervotes	0			0	0	0
Contest Totals	80			33	44	3

DEM United States Senator

Vote For 1

	TOTAL	VOTE %		Election Day	Early Voting	Mail
Royce West	121	51.71%	<div><div></div></div>	41	69	11
Mary "MJ" Hegar	113	48.29%	<div><div></div></div>	33	53	27
Total Votes Cast	234	100.00%	<div><div></div></div>	74	122	38
Overvotes	0			0	0	0
Undervotes	1			1	0	0
Contest Totals	235			75	122	38

DEM United States Representative District 3

Vote For 1

	TOTAL	VOTE %		Election Day	Early Voting	Mail
Lulu Seikaly	144	63.72%	<div><div></div></div>	42	79	23
Sean McCaffity	82	36.28%	<div><div></div></div>	30	39	13
Total Votes Cast	226	100.00%	<div><div></div></div>	72	118	36
Overvotes	0			0	0	0
Undervotes	9			3	4	2
Contest Totals	235			75	122	38

DEM Railroad Commissioner

Vote For 1

	TOTAL	VOTE %		Election Day	Early Voting	Mail
Roberto R. "Beto" Alonzo	89	40.09%	<div><div></div></div>	39	37	13
Chrysta Castañeda	133	59.91%	<div><div></div></div>	33	77	23
Total Votes Cast	222	100.00%	<div><div></div></div>	72	114	36
Overvotes	0			0	0	0
Undervotes	13			3	8	2
Contest Totals	235			75	122	38

081

Statistics

	TOTAL	Election Day	Early Voting	Mail
Registered Voters - Total	2,794			
Ballots Cast - Total	270	86	152	32
Voter Turnout - Total	9.66%			

REP District Judge, 401st Judicial District

Vote For 1

	TOTAL	VOTE %		Election Day	Early Voting	Mail
George Flint	42	70.00%	<div><div></div></div>	14	26	2
Sarah Fox	18	30.00%	<div><div></div></div>	8	10	0
Total Votes Cast	60	100.00%	<div><div></div></div>	22	36	2
Overvotes	0			0	0	0
Undervotes	0			0	0	0
Contest Totals	60			22	36	2

DEM United States Senator

Vote For 1

	TOTAL	VOTE %		Election Day	Early Voting	Mail
Royce West	84	40.58%	<div><div></div></div>	23	46	15
Mary "MJ" Hegar	123	59.42%	<div><div></div></div>	41	67	15
Total Votes Cast	207	100.00%	<div><div></div></div>	64	113	30
Overvotes	0			0	0	0
Undervotes	3			0	3	0
Contest Totals	210			64	116	30

DEM United States Representative District 3

Vote For 1

	TOTAL	VOTE %		Election Day	Early Voting	Mail
Lulu Seikaly	121	59.31%	<div><div></div></div>	36	70	15
Sean McCaffity	83	40.69%	<div><div></div></div>	27	44	12
Total Votes Cast	204	100.00%	<div><div></div></div>	63	114	27
Overvotes	0			0	0	0
Undervotes	6			1	2	3
Contest Totals	210			64	116	30

DEM Railroad Commissioner

Vote For 1

	TOTAL	VOTE %		Election Day	Early Voting	Mail
Roberto R. "Beto" Alonzo	70	35.71%	<div><div></div></div>	27	28	15
Chrysta Castañeda	126	64.29%	<div><div></div></div>	34	79	13
Total Votes Cast	196	100.00%	<div><div></div></div>	61	107	28
Overvotes	0			0	0	0
Undervotes	14			3	9	2
Contest Totals	210			64	116	30

082

Statistics

	TOTAL	Election Day	Early Voting	Mail
Registered Voters - Total	2,735			
Ballots Cast - Total	237	82	118	37
Voter Turnout - Total	8.67%			

REP District Judge, 401st Judicial District

Vote For 1

	TOTAL	VOTE %		Election Day	Early Voting	Mail
George Flint	64	71.91%	<div><div></div></div>	20	40	4
Sarah Fox	25	28.09%	<div><div></div></div>	9	10	6
Total Votes Cast	89	100.00%	<div><div></div></div>	29	50	10
Overvotes	0			0	0	0
Undervotes	1			1	0	0
Contest Totals	90			30	50	10

DEM United States Senator

Vote For 1

	TOTAL	VOTE %		Election Day	Early Voting	Mail
Royce West	65	44.52%	<div><div></div></div>	26	32	7
Mary "MJ" Hegar	81	55.48%	<div><div></div></div>	26	36	19
Total Votes Cast	146	100.00%	<div><div></div></div>	52	68	26
Overvotes	0			0	0	0
Undervotes	1			0	0	1
Contest Totals	147			52	68	27

DEM United States Representative District 3

Vote For 1

	TOTAL	VOTE %		Election Day	Early Voting	Mail
Lulu Seikaly	98	68.06%	<div><div></div></div>	35	42	21
Sean McCaffity	46	31.94%	<div><div></div></div>	16	26	4
Total Votes Cast	144	100.00%	<div><div></div></div>	51	68	25
Overvotes	0			0	0	0
Undervotes	3			1	0	2
Contest Totals	147			52	68	27

DEM Railroad Commissioner

Vote For 1

	TOTAL	VOTE %		Election Day	Early Voting	Mail
Roberto R. "Beto" Alonzo	46	32.39%	<div><div></div></div>	17	23	6
Chrysta Castañeda	96	67.61%	<div><div></div></div>	34	45	17
Total Votes Cast	142	100.00%	<div><div></div></div>	51	68	23
Overvotes	0			0	0	0
Undervotes	5			1	0	4
Contest Totals	147			52	68	27

Summary Results Report
Primary Runoff
July 14, 2020

FINAL RESULTS
37 of 37 Vote Centers Reporting
Collin County, Texas

083

Statistics

	TOTAL	Election Day	Early Voting	Mail
Registered Voters - Total	3,713			
Ballots Cast - Total	221	77	100	44
Voter Turnout - Total	5.95%			

REP District Judge, 401st Judicial District

Vote For 1

	TOTAL	VOTE %		Election Day	Early Voting	Mail
George Flint	51	62.96%	<div><div></div></div>	16	32	3
Sarah Fox	30	37.04%	<div><div></div></div>	4	22	4
Total Votes Cast	81	100.00%	<div><div></div></div>	20	54	7
Overvotes	0			0	0	0
Undervotes	0			0	0	0
Contest Totals	81			20	54	7

DEM United States Senator

Vote For 1

	TOTAL	VOTE %		Election Day	Early Voting	Mail
Royce West	68	49.64%	<div><div></div></div>	26	24	18
Mary "MJ" Hegar	69	50.36%	<div><div></div></div>	30	22	17
Total Votes Cast	137	100.00%	<div><div></div></div>	56	46	35
Overvotes	0			0	0	0
Undervotes	3			1	0	2
Contest Totals	140			57	46	37

DEM Railroad Commissioner

Vote For 1

	TOTAL	VOTE %		Election Day	Early Voting	Mail
Roberto R. "Beto" Alonzo	58	43.61%	<div><div></div></div>	25	20	13
Chrysta Castañeda	75	56.39%	<div><div></div></div>	30	23	22
Total Votes Cast	133	100.00%	<div><div></div></div>	55	43	35
Overvotes	0			0	0	0
Undervotes	7			2	3	2
Contest Totals	140			57	46	37

084

Statistics

	TOTAL	Election Day	Early Voting	Mail
Registered Voters - Total	2,353			
Ballots Cast - Total	225	67	110	48
Voter Turnout - Total	9.56%			

REP District Judge, 401st Judicial District

Vote For 1

	TOTAL	VOTE %		Election Day	Early Voting	Mail
George Flint	19	55.88%	<div><div></div></div>	9	8	2
Sarah Fox	15	44.12%	<div><div></div></div>	4	5	6
Total Votes Cast	34	100.00%	<div><div></div></div>	13	13	8
Overvotes	0			0	0	0
Undervotes	0			0	0	0
Contest Totals	34			13	13	8

DEM United States Senator

Vote For 1

	TOTAL	VOTE %		Election Day	Early Voting	Mail
Royce West	97	51.05%	<div><div></div></div>	21	58	18
Mary "MJ" Hegar	93	48.95%	<div><div></div></div>	33	38	22
Total Votes Cast	190	100.00%	<div><div></div></div>	54	96	40
Overvotes	0			0	0	0
Undervotes	1			0	1	0
Contest Totals	191			54	97	40

DEM United States Representative District 3

Vote For 1

	TOTAL	VOTE %		Election Day	Early Voting	Mail
Lulu Seikaly	112	61.20%	<div><div></div></div>	33	52	27
Sean McCaffity	71	38.80%	<div><div></div></div>	18	41	12
Total Votes Cast	183	100.00%	<div><div></div></div>	51	93	39
Overvotes	0			0	0	0
Undervotes	8			3	4	1
Contest Totals	191			54	97	40

DEM Railroad Commissioner

Vote For 1

	TOTAL	VOTE %		Election Day	Early Voting	Mail
Roberto R. "Beto" Alonzo	58	32.22%	<div><div></div></div>	20	30	8
Chrysta Castañeda	122	67.78%	<div><div></div></div>	30	60	32
Total Votes Cast	180	100.00%	<div><div></div></div>	50	90	40
Overvotes	0			0	0	0
Undervotes	11			4	7	0
Contest Totals	191			54	97	40

085

Statistics

	TOTAL	Election Day	Early Voting	Mail
Registered Voters - Total	3,036			
Ballots Cast - Total	335	115	174	46
Voter Turnout - Total	11.03%			

REP District Judge, 401st Judicial District

Vote For 1

	TOTAL	VOTE %		Election Day	Early Voting	Mail
George Flint	35	56.45%	<div><div></div></div>	14	21	0
Sarah Fox	27	43.55%	<div><div></div></div>	7	16	4
Total Votes Cast	62	100.00%	<div><div></div></div>	21	37	4
Overvotes	0			0	0	0
Undervotes	0			0	0	0
Contest Totals	62			21	37	4

DEM United States Senator

Vote For 1

	TOTAL	VOTE %		Election Day	Early Voting	Mail
Royce West	114	41.91%	<div><div></div></div>	29	70	15
Mary "MJ" Hegar	158	58.09%	<div><div></div></div>	64	67	27
Total Votes Cast	272	100.00%	<div><div></div></div>	93	137	42
Overvotes	0			0	0	0
Undervotes	1			1	0	0
Contest Totals	273			94	137	42

DEM United States Representative District 3

Vote For 1

	TOTAL	VOTE %		Election Day	Early Voting	Mail
Lulu Seikaly	164	61.19%	<div><div></div></div>	53	79	32
Sean McCaffity	104	38.81%	<div><div></div></div>	40	54	10
Total Votes Cast	268	100.00%	<div><div></div></div>	93	133	42
Overvotes	0			0	0	0
Undervotes	5			1	4	0
Contest Totals	273			94	137	42

DEM Railroad Commissioner

Vote For 1

	TOTAL	VOTE %		Election Day	Early Voting	Mail
Roberto R. "Beto" Alonzo	110	41.35%	<div><div></div></div>	38	55	17
Chrysta Castañeda	156	58.65%	<div><div></div></div>	54	77	25
Total Votes Cast	266	100.00%	<div><div></div></div>	92	132	42
Overvotes	0			0	0	0
Undervotes	7			2	5	0
Contest Totals	273			94	137	42

085

DEM State Representative District 67 STATE HOUSE REP DISTRICT 67

Vote For 1

	TOTAL	VOTE %		Election Day	Early Voting	Mail
Lorenzo Sanchez	126	47.19%	<div><div></div><div></div></div>	49	64	13
Tom Adair	141	52.81%	<div><div></div><div></div></div>	42	70	29
Total Votes Cast	267	100.00%	<div><div></div></div>	91	134	42
Overvotes	0			0	0	0
Undervotes	6			3	3	0
Contest Totals	273			94	137	42

086

Statistics

	TOTAL	Election Day	Early Voting	Mail
Registered Voters - Total	2,810			
Ballots Cast - Total	321	94	176	51
Voter Turnout - Total	11.42%			

REP District Judge, 401st Judicial District

Vote For 1

	TOTAL	VOTE %		Election Day	Early Voting	Mail
George Flint	60	67.42%	<div><div></div></div>	15	39	6
Sarah Fox	29	32.58%	<div><div></div></div>	9	17	3
Total Votes Cast	89	100.00%	<div><div></div></div>	24	56	9
Overvotes	0			0	0	0
Undervotes	0			0	0	0
Contest Totals	89			24	56	9

DEM United States Senator

Vote For 1

	TOTAL	VOTE %		Election Day	Early Voting	Mail
Royce West	86	37.39%	<div><div></div></div>	34	38	14
Mary "MJ" Hegar	144	62.61%	<div><div></div></div>	35	81	28
Total Votes Cast	230	100.00%	<div><div></div></div>	69	119	42
Overvotes	0			0	0	0
Undervotes	2			1	1	0
Contest Totals	232			70	120	42

DEM United States Representative District 3

Vote For 1

	TOTAL	VOTE %		Election Day	Early Voting	Mail
Lulu Seikaly	141	63.51%	<div><div></div></div>	43	74	24
Sean McCaffity	81	36.49%	<div><div></div></div>	22	41	18
Total Votes Cast	222	100.00%	<div><div></div></div>	65	115	42
Overvotes	0			0	0	0
Undervotes	10			5	5	0
Contest Totals	232			70	120	42

DEM Railroad Commissioner

Vote For 1

	TOTAL	VOTE %		Election Day	Early Voting	Mail
Roberto R. "Beto" Alonzo	63	28.25%	<div><div></div></div>	22	30	11
Chrysta Castañeda	160	71.75%	<div><div></div></div>	44	88	28
Total Votes Cast	223	100.00%	<div><div></div></div>	66	118	39
Overvotes	0			0	0	0
Undervotes	9			4	2	3
Contest Totals	232			70	120	42

087

Statistics

	TOTAL	Election Day	Early Voting	Mail
Registered Voters - Total	5,089			
Ballots Cast - Total	331	136	180	15
Voter Turnout - Total	6.50%			

REP District Judge, 401st Judicial District

Vote For 1

	TOTAL	VOTE %		Election Day	Early Voting	Mail
George Flint	45	67.16%	<div><div></div></div>	19	26	0
Sarah Fox	22	32.84%	<div><div></div></div>	10	11	1
Total Votes Cast	67	100.00%	<div><div></div></div>	29	37	1
Overvotes	0			0	0	0
Undervotes	0			0	0	0
Contest Totals	67			29	37	1

DEM United States Senator

Vote For 1

	TOTAL	VOTE %		Election Day	Early Voting	Mail
Royce West	124	48.06%	<div><div></div></div>	41	80	3
Mary "MJ" Hegar	134	51.94%	<div><div></div></div>	63	60	11
Total Votes Cast	258	100.00%	<div><div></div></div>	104	140	14
Overvotes	0			0	0	0
Undervotes	6			3	3	0
Contest Totals	264			107	143	14

DEM United States Representative District 3

Vote For 1

	TOTAL	VOTE %		Election Day	Early Voting	Mail
Lulu Seikaly	162	62.55%	<div><div></div></div>	65	86	11
Sean McCaffity	97	37.45%	<div><div></div></div>	41	53	3
Total Votes Cast	259	100.00%	<div><div></div></div>	106	139	14
Overvotes	0			0	0	0
Undervotes	5			1	4	0
Contest Totals	264			107	143	14

DEM Railroad Commissioner

Vote For 1

	TOTAL	VOTE %		Election Day	Early Voting	Mail
Roberto R. "Beto" Alonzo	89	36.48%	<div><div></div></div>	32	52	5
Chrysta Castañeda	155	63.52%	<div><div></div></div>	65	81	9
Total Votes Cast	244	100.00%	<div><div></div></div>	97	133	14
Overvotes	0			0	0	0
Undervotes	20			10	10	0
Contest Totals	264			107	143	14

088

Statistics

	TOTAL	Election Day	Early Voting	Mail
Registered Voters - Total	2,269			
Ballots Cast - Total	155	72	71	12
Voter Turnout - Total	6.83%			

REP District Judge, 401st Judicial District

Vote For 1

	TOTAL	VOTE %		Election Day	Early Voting	Mail
George Flint	6	50.00%	<div><div></div></div>	3	3	0
Sarah Fox	6	50.00%	<div><div></div></div>	2	1	3
Total Votes Cast	12	100.00%	<div><div></div></div>	5	4	3
Overvotes	0			0	0	0
Undervotes	2			1	1	0
Contest Totals	14			6	5	3

DEM United States Senator

Vote For 1

	TOTAL	VOTE %		Election Day	Early Voting	Mail
Royce West	78	55.71%	<div><div></div></div>	38	36	4
Mary "MJ" Hegar	62	44.29%	<div><div></div></div>	27	30	5
Total Votes Cast	140	100.00%	<div><div></div></div>	65	66	9
Overvotes	0			0	0	0
Undervotes	1			1	0	0
Contest Totals	141			66	66	9

DEM United States Representative District 3

Vote For 1

	TOTAL	VOTE %		Election Day	Early Voting	Mail
Lulu Seikaly	90	67.67%	<div><div></div></div>	43	41	6
Sean McCaffity	43	32.33%	<div><div></div></div>	17	23	3
Total Votes Cast	133	100.00%	<div><div></div></div>	60	64	9
Overvotes	0			0	0	0
Undervotes	8			6	2	0
Contest Totals	141			66	66	9

DEM Railroad Commissioner

Vote For 1

	TOTAL	VOTE %		Election Day	Early Voting	Mail
Roberto R. "Beto" Alonzo	48	36.36%	<div><div></div></div>	25	21	2
Chrysta Castañeda	84	63.64%	<div><div></div></div>	35	43	6
Total Votes Cast	132	100.00%	<div><div></div></div>	60	64	8
Overvotes	0			0	0	0
Undervotes	9			6	2	1
Contest Totals	141			66	66	9

089

Statistics

	TOTAL	Election Day	Early Voting	Mail
Registered Voters - Total	3,179			
Ballots Cast - Total	292	84	172	36
Voter Turnout - Total	9.19%			

REP District Judge, 401st Judicial District

Vote For 1

	TOTAL	VOTE %		Election Day	Early Voting	Mail
George Flint	49	63.64%	<div><div></div></div>	23	25	1
Sarah Fox	28	36.36%	<div><div></div></div>	13	10	5
Total Votes Cast	77	100.00%	<div><div></div></div>	36	35	6
Overvotes	0			0	0	0
Undervotes	0			0	0	0
Contest Totals	77			36	35	6

DEM United States Senator

Vote For 1

	TOTAL	VOTE %		Election Day	Early Voting	Mail
Royce West	98	46.89%	<div><div></div></div>	21	62	15
Mary "MJ" Hegar	111	53.11%	<div><div></div></div>	27	69	15
Total Votes Cast	209	100.00%	<div><div></div></div>	48	131	30
Overvotes	0			0	0	0
Undervotes	6			0	6	0
Contest Totals	215			48	137	30

DEM United States Representative District 3

Vote For 1

	TOTAL	VOTE %		Election Day	Early Voting	Mail
Lulu Seikaly	148	69.81%	<div><div></div></div>	30	93	25
Sean McCaffity	64	30.19%	<div><div></div></div>	18	41	5
Total Votes Cast	212	100.00%	<div><div></div></div>	48	134	30
Overvotes	0			0	0	0
Undervotes	3			0	3	0
Contest Totals	215			48	137	30

DEM Railroad Commissioner

Vote For 1

	TOTAL	VOTE %		Election Day	Early Voting	Mail
Roberto R. "Beto" Alonzo	68	33.33%	<div><div></div></div>	20	44	4
Chrysta Castañeda	136	66.67%	<div><div></div></div>	28	83	25
Total Votes Cast	204	100.00%	<div><div></div></div>	48	127	29
Overvotes	0			0	0	0
Undervotes	11			0	10	1
Contest Totals	215			48	137	30

090

Statistics

	TOTAL	Election Day	Early Voting	Mail
Registered Voters - Total	3,182			
Ballots Cast - Total	273	91	146	36
Voter Turnout - Total	8.58%			

REP District Judge, 401st Judicial District

Vote For 1

	TOTAL	VOTE %		Election Day	Early Voting	Mail
George Flint	82	82.83%	<div><div></div></div>	26	50	6
Sarah Fox	17	17.17%	<div><div></div></div>	4	8	5
Total Votes Cast	99	100.00%	<div><div></div></div>	30	58	11
Overvotes	0			0	0	0
Undervotes	0			0	0	0
Contest Totals	99			30	58	11

DEM United States Senator

Vote For 1

	TOTAL	VOTE %		Election Day	Early Voting	Mail
Royce West	68	40.00%	<div><div></div></div>	27	30	11
Mary "MJ" Hegar	102	60.00%	<div><div></div></div>	33	55	14
Total Votes Cast	170	100.00%	<div><div></div></div>	60	85	25
Overvotes	0			0	0	0
Undervotes	4			1	3	0
Contest Totals	174			61	88	25

DEM United States Representative District 3

Vote For 1

	TOTAL	VOTE %		Election Day	Early Voting	Mail
Lulu Seikaly	107	61.85%	<div><div></div></div>	41	53	13
Sean McCaffity	66	38.15%	<div><div></div></div>	20	34	12
Total Votes Cast	173	100.00%	<div><div></div></div>	61	87	25
Overvotes	0			0	0	0
Undervotes	1			0	1	0
Contest Totals	174			61	88	25

DEM Railroad Commissioner

Vote For 1

	TOTAL	VOTE %		Election Day	Early Voting	Mail
Roberto R. "Beto" Alonzo	39	24.84%	<div><div></div></div>	19	12	8
Chrysta Castañeda	118	75.16%	<div><div></div></div>	36	67	15
Total Votes Cast	157	100.00%	<div><div></div></div>	55	79	23
Overvotes	0			0	0	0
Undervotes	17			6	9	2
Contest Totals	174			61	88	25

091

Statistics

	TOTAL	Election Day	Early Voting	Mail
Registered Voters - Total	2,276			
Ballots Cast - Total	293	80	166	47
Voter Turnout - Total	12.87%			

REP District Judge, 401st Judicial District

Vote For 1

	TOTAL	VOTE %		Election Day	Early Voting	Mail
George Flint	46	69.70%	<div><div></div></div>	19	25	2
Sarah Fox	20	30.30%	<div><div></div></div>	8	11	1
Total Votes Cast	66	100.00%	<div><div></div></div>	27	36	3
Overvotes	0			0	0	0
Undervotes	1			1	0	0
Contest Totals	67			28	36	3

DEM United States Senator

Vote For 1

	TOTAL	VOTE %		Election Day	Early Voting	Mail
Royce West	70	31.53%	<div><div></div></div>	23	33	14
Mary "MJ" Hegar	152	68.47%	<div><div></div></div>	28	94	30
Total Votes Cast	222	100.00%	<div><div></div></div>	51	127	44
Overvotes	0			0	0	0
Undervotes	4			1	3	0
Contest Totals	226			52	130	44

DEM United States Representative District 3

Vote For 1

	TOTAL	VOTE %		Election Day	Early Voting	Mail
Lulu Seikaly	134	60.63%	<div><div></div></div>	28	72	34
Sean McCaffity	87	39.37%	<div><div></div></div>	24	54	9
Total Votes Cast	221	100.00%	<div><div></div></div>	52	126	43
Overvotes	0			0	0	0
Undervotes	5			0	4	1
Contest Totals	226			52	130	44

DEM Railroad Commissioner

Vote For 1

	TOTAL	VOTE %		Election Day	Early Voting	Mail
Roberto R. "Beto" Alonzo	52	24.64%	<div><div></div></div>	16	23	13
Chrysta Castañeda	159	75.36%	<div><div></div></div>	33	99	27
Total Votes Cast	211	100.00%	<div><div></div></div>	49	122	40
Overvotes	0			0	0	0
Undervotes	15			3	8	4
Contest Totals	226			52	130	44

091

DEM State Representative District 67 STATE HOUSE REP DISTRICT 67

Vote For 1

	TOTAL	VOTE %		Election Day	Early Voting	Mail
Lorenzo Sanchez	115	51.80%	<div><div></div><div></div></div>	27	68	20
Tom Adair	107	48.20%	<div><div></div><div></div></div>	23	61	23
Total Votes Cast	222	100.00%	<div><div></div></div>	50	129	43
Overvotes	0			0	0	0
Undervotes	4			2	1	1
Contest Totals	226			52	130	44

092

Statistics

	TOTAL	Election Day	Early Voting	Mail
Registered Voters - Total	3,555			
Ballots Cast - Total	273	118	96	59
Voter Turnout - Total	7.68%			

REP District Judge, 401st Judicial District

Vote For 1

	TOTAL	VOTE %		Election Day	Early Voting	Mail
George Flint	45	69.23%	<div><div></div></div>	27	12	6
Sarah Fox	20	30.77%	<div><div></div></div>	8	5	7
Total Votes Cast	65	100.00%	<div><div></div></div>	35	17	13
Overvotes	0			0	0	0
Undervotes	2			0	0	2
Contest Totals	67			35	17	15

DEM United States Senator

Vote For 1

	TOTAL	VOTE %		Election Day	Early Voting	Mail
Royce West	90	43.90%	<div><div></div></div>	37	40	13
Mary "MJ" Hegar	115	56.10%	<div><div></div></div>	45	39	31
Total Votes Cast	205	100.00%	<div><div></div></div>	82	79	44
Overvotes	0			0	0	0
Undervotes	1			1	0	0
Contest Totals	206			83	79	44

DEM United States Representative District 3

Vote For 1

	TOTAL	VOTE %		Election Day	Early Voting	Mail
Lulu Seikaly	110	55.56%	<div><div></div></div>	45	44	21
Sean McCaffity	88	44.44%	<div><div></div></div>	34	32	22
Total Votes Cast	198	100.00%	<div><div></div></div>	79	76	43
Overvotes	0			0	0	0
Undervotes	8			4	3	1
Contest Totals	206			83	79	44

DEM Railroad Commissioner

Vote For 1

	TOTAL	VOTE %		Election Day	Early Voting	Mail
Roberto R. "Beto" Alonzo	66	34.92%	<div><div></div></div>	29	21	16
Chrysta Castañeda	123	65.08%	<div><div></div></div>	45	53	25
Total Votes Cast	189	100.00%	<div><div></div></div>	74	74	41
Overvotes	0			0	0	0
Undervotes	17			9	5	3
Contest Totals	206			83	79	44

Summary Results Report
Primary Runoff
July 14, 2020

FINAL RESULTS
37 of 37 Vote Centers Reporting
Collin County, Texas

093

Statistics

	TOTAL	Election Day	Early Voting	Mail
Registered Voters - Total	269			
Ballots Cast - Total	5	1	2	2
Voter Turnout - Total	1.86%			

REP District Judge, 401st Judicial District

Vote For 1

	TOTAL	VOTE %		Election Day	Early Voting	Mail
George Flint	1	33.33%	<div><div></div></div>	1	0	0
Sarah Fox	2	66.67%	<div><div></div></div>	0	0	2
Total Votes Cast	3	100.00%	<div><div></div></div>	1	0	2
Overvotes	0			0	0	0
Undervotes	0			0	0	0
Contest Totals	3			1	0	2

DEM United States Senator

Vote For 1

	TOTAL	VOTE %		Election Day	Early Voting	Mail
Royce West	0	0.00%	<div><div></div></div>	0	0	0
Mary "MJ" Hegar	2	100.00%	<div><div></div></div>	0	2	0
Total Votes Cast	2	100.00%	<div><div></div></div>	0	2	0
Overvotes	0			0	0	0
Undervotes	0			0	0	0
Contest Totals	2			0	2	0

DEM Railroad Commissioner

Vote For 1

	TOTAL	VOTE %		Election Day	Early Voting	Mail
Roberto R. "Beto" Alonzo	1	50.00%	<div><div></div></div>	0	1	0
Chrysta Castañeda	1	50.00%	<div><div></div></div>	0	1	0
Total Votes Cast	2	100.00%	<div><div></div></div>	0	2	0
Overvotes	0			0	0	0
Undervotes	0			0	0	0
Contest Totals	2			0	2	0

094

Statistics

	TOTAL	Election Day	Early Voting	Mail
Registered Voters - Total	3,909			
Ballots Cast - Total	475	190	233	52
Voter Turnout - Total	12.15%			

REP District Judge, 401st Judicial District

Vote For 1

	TOTAL	VOTE %		Election Day	Early Voting	Mail
George Flint	31	52.54%	<div><div></div></div>	19	11	1
Sarah Fox	28	47.46%	<div><div></div></div>	16	7	5
Total Votes Cast	59	100.00%	<div><div></div></div>	35	18	6
Overvotes	0			0	0	0
Undervotes	0			0	0	0
Contest Totals	59			35	18	6

DEM United States Senator

Vote For 1

	TOTAL	VOTE %		Election Day	Early Voting	Mail
Royce West	202	49.51%	<div><div></div></div>	78	107	17
Mary "MJ" Hegar	206	50.49%	<div><div></div></div>	72	105	29
Total Votes Cast	408	100.00%	<div><div></div></div>	150	212	46
Overvotes	0			0	0	0
Undervotes	8			5	3	0
Contest Totals	416			155	215	46

DEM United States Representative District 3

Vote For 1

	TOTAL	VOTE %		Election Day	Early Voting	Mail
Lulu Seikaly	226	56.22%	<div><div></div></div>	83	112	31
Sean McCaffity	176	43.78%	<div><div></div></div>	65	96	15
Total Votes Cast	402	100.00%	<div><div></div></div>	148	208	46
Overvotes	0			0	0	0
Undervotes	14			7	7	0
Contest Totals	416			155	215	46

DEM Railroad Commissioner

Vote For 1

	TOTAL	VOTE %		Election Day	Early Voting	Mail
Roberto R. "Beto" Alonzo	141	37.01%	<div><div></div></div>	63	63	15
Chrysta Castañeda	240	62.99%	<div><div></div></div>	78	133	29
Total Votes Cast	381	100.00%	<div><div></div></div>	141	196	44
Overvotes	0			0	0	0
Undervotes	35			14	19	2
Contest Totals	416			155	215	46

094

DEM State Representative District 67 STATE HOUSE REP DISTRICT 67

Vote For 1

	TOTAL	VOTE %		Election Day	Early Voting	Mail
Lorenzo Sanchez	202	50.63%	<div><div></div></div>	83	98	21
Tom Adair	197	49.37%	<div><div></div></div>	67	105	25
Total Votes Cast	399	100.00%	<div><div></div></div>	150	203	46
Overvotes	0			0	0	0
Undervotes	17			5	12	0
Contest Totals	416			155	215	46

095

Statistics

	TOTAL	Election Day	Early Voting	Mail
Registered Voters - Total	3,002			
Ballots Cast - Total	289	93	166	30
Voter Turnout - Total	9.63%			

REP District Judge, 401st Judicial District

Vote For 1

	TOTAL	VOTE %		Election Day	Early Voting	Mail
George Flint	61	62.24%	<div><div></div></div>	23	35	3
Sarah Fox	37	37.76%	<div><div></div></div>	13	20	4
Total Votes Cast	98	100.00%	<div><div></div></div>	36	55	7
Overvotes	0			0	0	0
Undervotes	0			0	0	0
Contest Totals	98			36	55	7

DEM United States Senator

Vote For 1

	TOTAL	VOTE %		Election Day	Early Voting	Mail
Royce West	111	58.42%	<div><div></div></div>	32	69	10
Mary "MJ" Hegar	79	41.58%	<div><div></div></div>	24	42	13
Total Votes Cast	190	100.00%	<div><div></div></div>	56	111	23
Overvotes	0			0	0	0
Undervotes	1			1	0	0
Contest Totals	191			57	111	23

DEM United States Representative District 3

Vote For 1

	TOTAL	VOTE %		Election Day	Early Voting	Mail
Lulu Seikaly	119	63.64%	<div><div></div></div>	32	72	15
Sean McCaffity	68	36.36%	<div><div></div></div>	23	37	8
Total Votes Cast	187	100.00%	<div><div></div></div>	55	109	23
Overvotes	0			0	0	0
Undervotes	4			2	2	0
Contest Totals	191			57	111	23

DEM Railroad Commissioner

Vote For 1

	TOTAL	VOTE %		Election Day	Early Voting	Mail
Roberto R. "Beto" Alonzo	67	36.81%	<div><div></div></div>	17	45	5
Chrysta Castañeda	115	63.19%	<div><div></div></div>	36	61	18
Total Votes Cast	182	100.00%	<div><div></div></div>	53	106	23
Overvotes	0			0	0	0
Undervotes	9			4	5	0
Contest Totals	191			57	111	23

096

Statistics

	TOTAL	Election Day	Early Voting	Mail
Registered Voters - Total	1,844			
Ballots Cast - Total	96	43	48	5
Voter Turnout - Total	5.21%			

REP District Judge, 401st Judicial District

Vote For 1

	TOTAL	VOTE %		Election Day	Early Voting	Mail
George Flint	8	40.00%	<div><div></div></div>	6	2	0
Sarah Fox	12	60.00%	<div><div></div></div>	7	5	0
Total Votes Cast	20	100.00%	<div><div></div></div>	13	7	0
Overvotes	0			0	0	0
Undervotes	0			0	0	0
Contest Totals	20			13	7	0

DEM United States Senator

Vote For 1

	TOTAL	VOTE %		Election Day	Early Voting	Mail
Royce West	45	61.64%	<div><div></div></div>	12	31	2
Mary "MJ" Hegar	28	38.36%	<div><div></div></div>	17	9	2
Total Votes Cast	73	100.00%	<div><div></div></div>	29	40	4
Overvotes	0			0	0	0
Undervotes	3			1	1	1
Contest Totals	76			30	41	5

DEM United States Representative District 3

Vote For 1

	TOTAL	VOTE %		Election Day	Early Voting	Mail
Lulu Seikaly	49	66.22%	<div><div></div></div>	18	26	5
Sean McCaffity	25	33.78%	<div><div></div></div>	10	15	0
Total Votes Cast	74	100.00%	<div><div></div></div>	28	41	5
Overvotes	0			0	0	0
Undervotes	2			2	0	0
Contest Totals	76			30	41	5

DEM Railroad Commissioner

Vote For 1

	TOTAL	VOTE %		Election Day	Early Voting	Mail
Roberto R. "Beto" Alonzo	29	42.03%	<div><div></div></div>	7	22	0
Chrysta Castañeda	40	57.97%	<div><div></div></div>	21	17	2
Total Votes Cast	69	100.00%	<div><div></div></div>	28	39	2
Overvotes	0			0	0	0
Undervotes	7			2	2	3
Contest Totals	76			30	41	5

097

Statistics

	TOTAL	Election Day	Early Voting	Mail
Registered Voters - Total	1,296			
Ballots Cast - Total	129	39	71	19
Voter Turnout - Total	9.95%			

REP District Judge, 401st Judicial District

Vote For 1

	TOTAL	VOTE %		Election Day	Early Voting	Mail
George Flint	41	63.08%	<div><div></div></div>	14	25	2
Sarah Fox	24	36.92%	<div><div></div></div>	4	19	1
Total Votes Cast	65	100.00%	<div><div></div></div>	18	44	3
Overvotes	0			0	0	0
Undervotes	0			0	0	0
Contest Totals	65			18	44	3

DEM United States Senator

Vote For 1

	TOTAL	VOTE %		Election Day	Early Voting	Mail
Royce West	23	36.51%	<div><div></div></div>	10	8	5
Mary "MJ" Hegar	40	63.49%	<div><div></div></div>	11	18	11
Total Votes Cast	63	100.00%	<div><div></div></div>	21	26	16
Overvotes	0			0	0	0
Undervotes	1			0	1	0
Contest Totals	64			21	27	16

DEM United States Representative District 3

Vote For 1

	TOTAL	VOTE %		Election Day	Early Voting	Mail
Lulu Seikaly	35	55.56%	<div><div></div></div>	13	15	7
Sean McCaffity	28	44.44%	<div><div></div></div>	7	12	9
Total Votes Cast	63	100.00%	<div><div></div></div>	20	27	16
Overvotes	0			0	0	0
Undervotes	1			1	0	0
Contest Totals	64			21	27	16

DEM Railroad Commissioner

Vote For 1

	TOTAL	VOTE %		Election Day	Early Voting	Mail
Roberto R. "Beto" Alonzo	10	16.67%	<div><div></div></div>	4	4	2
Chrysta Castañeda	50	83.33%	<div><div></div></div>	16	20	14
Total Votes Cast	60	100.00%	<div><div></div></div>	20	24	16
Overvotes	0			0	0	0
Undervotes	4			1	3	0
Contest Totals	64			21	27	16

098

Statistics

	TOTAL	Election Day	Early Voting	Mail
Registered Voters - Total	1,226			
Ballots Cast - Total	129	23	39	67
Voter Turnout - Total	10.52%			

REP District Judge, 401st Judicial District

Vote For 1

	TOTAL	VOTE %		Election Day	Early Voting	Mail
George Flint	22	47.83%	<div><div></div></div>	6	9	7
Sarah Fox	24	52.17%	<div><div></div></div>	7	9	8
Total Votes Cast	46	100.00%	<div><div></div></div>	13	18	15
Overvotes	0			0	0	0
Undervotes	0			0	0	0
Contest Totals	46			13	18	15

DEM United States Senator

Vote For 1

	TOTAL	VOTE %		Election Day	Early Voting	Mail
Royce West	36	43.37%	<div><div></div></div>	7	10	19
Mary "MJ" Hegar	47	56.63%	<div><div></div></div>	3	11	33
Total Votes Cast	83	100.00%	<div><div></div></div>	10	21	52
Overvotes	0			0	0	0
Undervotes	0			0	0	0
Contest Totals	83			10	21	52

DEM United States Representative District 3

Vote For 1

	TOTAL	VOTE %		Election Day	Early Voting	Mail
Lulu Seikaly	54	67.50%	<div><div></div></div>	7	8	39
Sean McCaffity	26	32.50%	<div><div></div></div>	3	12	11
Total Votes Cast	80	100.00%	<div><div></div></div>	10	20	50
Overvotes	0			0	0	0
Undervotes	3			0	1	2
Contest Totals	83			10	21	52

DEM Railroad Commissioner

Vote For 1

	TOTAL	VOTE %		Election Day	Early Voting	Mail
Roberto R. "Beto" Alonzo	26	34.67%	<div><div></div></div>	4	10	12
Chrysta Castañeda	49	65.33%	<div><div></div></div>	6	9	34
Total Votes Cast	75	100.00%	<div><div></div></div>	10	19	46
Overvotes	0			0	0	0
Undervotes	8			0	2	6
Contest Totals	83			10	21	52

099

Statistics

	TOTAL	Election Day	Early Voting	Mail
Registered Voters - Total	269			
Ballots Cast - Total	12	4	6	2
Voter Turnout - Total	4.46%			

REP District Judge, 401st Judicial District

Vote For 1

	TOTAL	VOTE %		Election Day	Early Voting	Mail
George Flint	4	100.00%	<div><div></div></div>	3	1	0
Sarah Fox	0	0.00%	<div><div></div></div>	0	0	0
Total Votes Cast	4	100.00%	<div><div></div></div>	3	1	0
Overvotes	0			0	0	0
Undervotes	0			0	0	0
Contest Totals	4			3	1	0

DEM United States Senator

Vote For 1

	TOTAL	VOTE %		Election Day	Early Voting	Mail
Royce West	5	62.50%	<div><div></div></div>	0	4	1
Mary "MJ" Hegar	3	37.50%	<div><div></div></div>	1	1	1
Total Votes Cast	8	100.00%	<div><div></div></div>	1	5	2
Overvotes	0			0	0	0
Undervotes	0			0	0	0
Contest Totals	8			1	5	2

DEM United States Representative District 3

Vote For 1

	TOTAL	VOTE %		Election Day	Early Voting	Mail
Lulu Seikaly	4	57.14%	<div><div></div></div>	0	2	2
Sean McCaffity	3	42.86%	<div><div></div></div>	1	2	0
Total Votes Cast	7	100.00%	<div><div></div></div>	1	4	2
Overvotes	0			0	0	0
Undervotes	1			0	1	0
Contest Totals	8			1	5	2

DEM Railroad Commissioner

Vote For 1

	TOTAL	VOTE %		Election Day	Early Voting	Mail
Roberto R. "Beto" Alonzo	5	71.43%	<div><div></div></div>	1	4	0
Chrysta Castañeda	2	28.57%	<div><div></div></div>	0	0	2
Total Votes Cast	7	100.00%	<div><div></div></div>	1	4	2
Overvotes	0			0	0	0
Undervotes	1			0	1	0
Contest Totals	8			1	5	2

Summary Results Report
Primary Runoff
July 14, 2020

FINAL RESULTS
37 of 37 Vote Centers Reporting
Collin County, Texas

100

Statistics

	TOTAL	Election Day	Early Voting	Mail
Registered Voters - Total	31			
Ballots Cast - Total	3	1	2	0
Voter Turnout - Total	9.68%			

REP District Judge, 401st Judicial District

Vote For 1

	TOTAL	VOTE %		Election Day	Early Voting	Mail
George Flint	0	0.00%		0	0	0
Sarah Fox	3	100.00%		1	2	0
Total Votes Cast	3	100.00%		1	2	0
Overvotes	0			0	0	0
Undervotes	0			0	0	0
Contest Totals	3			1	2	0

DEM United States Senator

Vote For 1

	TOTAL	VOTE %		Election Day	Early Voting	Mail
Royce West	0			0	0	0
Mary "MJ" Hegar	0			0	0	0
Total Votes Cast	0			0	0	0
Overvotes	0			0	0	0
Undervotes	0			0	0	0
Contest Totals	0			0	0	0

DEM United States Representative District 3

Vote For 1

	TOTAL	VOTE %		Election Day	Early Voting	Mail
Lulu Seikaly	0			0	0	0
Sean McCaffity	0			0	0	0
Total Votes Cast	0			0	0	0
Overvotes	0			0	0	0
Undervotes	0			0	0	0
Contest Totals	0			0	0	0

DEM Railroad Commissioner

Vote For 1

	TOTAL	VOTE %		Election Day	Early Voting	Mail
Roberto R. "Beto" Alonzo	0			0	0	0
Chrysta Castañeda	0			0	0	0
Total Votes Cast	0			0	0	0
Overvotes	0			0	0	0
Undervotes	0			0	0	0
Contest Totals	0			0	0	0

101

Statistics

	TOTAL	Election Day	Early Voting	Mail
Registered Voters - Total	3,712			
Ballots Cast - Total	269	96	142	31
Voter Turnout - Total	7.25%			

REP District Judge, 401st Judicial District

Vote For 1

	TOTAL	VOTE %		Election Day	Early Voting	Mail
George Flint	50	74.63%	<div><div></div></div>	24	24	2
Sarah Fox	17	25.37%	<div><div></div></div>	6	9	2
Total Votes Cast	67	100.00%	<div><div></div></div>	30	33	4
Overvotes	0			0	0	0
Undervotes	0			0	0	0
Contest Totals	67			30	33	4

DEM United States Senator

Vote For 1

	TOTAL	VOTE %		Election Day	Early Voting	Mail
Royce West	98	48.76%	<div><div></div></div>	35	51	12
Mary "MJ" Hegar	103	51.24%	<div><div></div></div>	30	58	15
Total Votes Cast	201	100.00%	<div><div></div></div>	65	109	27
Overvotes	0			0	0	0
Undervotes	1			1	0	0
Contest Totals	202			66	109	27

DEM United States Representative District 3

Vote For 1

	TOTAL	VOTE %		Election Day	Early Voting	Mail
Lulu Seikaly	114	57.58%	<div><div></div></div>	33	65	16
Sean McCaffity	84	42.42%	<div><div></div></div>	31	42	11
Total Votes Cast	198	100.00%	<div><div></div></div>	64	107	27
Overvotes	0			0	0	0
Undervotes	4			2	2	0
Contest Totals	202			66	109	27

DEM Railroad Commissioner

Vote For 1

	TOTAL	VOTE %		Election Day	Early Voting	Mail
Roberto R. "Beto" Alonzo	63	33.16%	<div><div></div></div>	20	37	6
Chrysta Castañeda	127	66.84%	<div><div></div></div>	40	66	21
Total Votes Cast	190	100.00%	<div><div></div></div>	60	103	27
Overvotes	0			0	0	0
Undervotes	12			6	6	0
Contest Totals	202			66	109	27

102

Statistics

	TOTAL	Election Day	Early Voting	Mail
Registered Voters - Total	2,551			
Ballots Cast - Total	276	86	162	28
Voter Turnout - Total	10.82%			

REP District Judge, 401st Judicial District

Vote For 1

	TOTAL	VOTE %		Election Day	Early Voting	Mail
George Flint	104	75.36%	<div><div></div></div>	31	66	7
Sarah Fox	34	24.64%	<div><div></div></div>	7	23	4
Total Votes Cast	138	100.00%	<div><div></div></div>	38	89	11
Overvotes	0			0	0	0
Undervotes	0			0	0	0
Contest Totals	138			38	89	11

DEM United States Senator

Vote For 1

	TOTAL	VOTE %		Election Day	Early Voting	Mail
Royce West	59	43.38%	<div><div></div></div>	16	34	9
Mary "MJ" Hegar	77	56.62%	<div><div></div></div>	32	37	8
Total Votes Cast	136	100.00%	<div><div></div></div>	48	71	17
Overvotes	0			0	0	0
Undervotes	2			0	2	0
Contest Totals	138			48	73	17

DEM United States Representative District 3

Vote For 1

	TOTAL	VOTE %		Election Day	Early Voting	Mail
Lulu Seikaly	85	62.50%	<div><div></div></div>	25	47	13
Sean McCaffity	51	37.50%	<div><div></div></div>	23	24	4
Total Votes Cast	136	100.00%	<div><div></div></div>	48	71	17
Overvotes	0			0	0	0
Undervotes	2			0	2	0
Contest Totals	138			48	73	17

DEM Railroad Commissioner

Vote For 1

	TOTAL	VOTE %		Election Day	Early Voting	Mail
Roberto R. "Beto" Alonzo	42	33.60%	<div><div></div></div>	16	20	6
Chrysta Castañeda	83	66.40%	<div><div></div></div>	28	44	11
Total Votes Cast	125	100.00%	<div><div></div></div>	44	64	17
Overvotes	0			0	0	0
Undervotes	13			4	9	0
Contest Totals	138			48	73	17

103

Statistics

	TOTAL	Election Day	Early Voting	Mail
Registered Voters - Total	1,334			
Ballots Cast - Total	101	39	44	18
Voter Turnout - Total	7.57%			

REP District Judge, 401st Judicial District

Vote For 1

	TOTAL	VOTE %		Election Day	Early Voting	Mail
George Flint	11	44.00%	<div><div></div></div>	8	2	1
Sarah Fox	14	56.00%	<div><div></div></div>	8	4	2
Total Votes Cast	25	100.00%	<div><div></div></div>	16	6	3
Overvotes	0			0	0	0
Undervotes	0			0	0	0
Contest Totals	25			16	6	3

DEM United States Senator

Vote For 1

	TOTAL	VOTE %		Election Day	Early Voting	Mail
Royce West	32	42.11%	<div><div></div></div>	8	13	11
Mary "MJ" Hegar	44	57.89%	<div><div></div></div>	15	25	4
Total Votes Cast	76	100.00%	<div><div></div></div>	23	38	15
Overvotes	0			0	0	0
Undervotes	0			0	0	0
Contest Totals	76			23	38	15

DEM United States Representative District 3

Vote For 1

	TOTAL	VOTE %		Election Day	Early Voting	Mail
Lulu Seikaly	49	66.22%	<div><div></div></div>	11	31	7
Sean McCaffity	25	33.78%	<div><div></div></div>	10	7	8
Total Votes Cast	74	100.00%	<div><div></div></div>	21	38	15
Overvotes	0			0	0	0
Undervotes	2			2	0	0
Contest Totals	76			23	38	15

DEM Railroad Commissioner

Vote For 1

	TOTAL	VOTE %		Election Day	Early Voting	Mail
Roberto R. "Beto" Alonzo	23	32.39%	<div><div></div></div>	10	11	2
Chrysta Castañeda	48	67.61%	<div><div></div></div>	12	26	10
Total Votes Cast	71	100.00%	<div><div></div></div>	22	37	12
Overvotes	0			0	0	0
Undervotes	5			1	1	3
Contest Totals	76			23	38	15

104

Statistics

	TOTAL	Election Day	Early Voting	Mail
Registered Voters - Total	2,640			
Ballots Cast - Total	182	76	86	20
Voter Turnout - Total	6.89%			

REP District Judge, 401st Judicial District

Vote For 1

	TOTAL	VOTE %		Election Day	Early Voting	Mail
George Flint	14	63.64%	<div><div></div></div>	5	7	2
Sarah Fox	8	36.36%	<div><div></div></div>	2	4	2
Total Votes Cast	22	100.00%	<div><div></div></div>	7	11	4
Overvotes	0			0	0	0
Undervotes	0			0	0	0
Contest Totals	22			7	11	4

DEM United States Senator

Vote For 1

	TOTAL	VOTE %		Election Day	Early Voting	Mail
Royce West	98	61.25%	<div><div></div></div>	42	50	6
Mary "MJ" Hegar	62	38.75%	<div><div></div></div>	27	25	10
Total Votes Cast	160	100.00%	<div><div></div></div>	69	75	16
Overvotes	0			0	0	0
Undervotes	0			0	0	0
Contest Totals	160			69	75	16

DEM United States Representative District 3

Vote For 1

	TOTAL	VOTE %		Election Day	Early Voting	Mail
Lulu Seikaly	88	57.52%	<div><div></div></div>	39	41	8
Sean McCaffity	65	42.48%	<div><div></div></div>	28	29	8
Total Votes Cast	153	100.00%	<div><div></div></div>	67	70	16
Overvotes	0			0	0	0
Undervotes	7			2	5	0
Contest Totals	160			69	75	16

DEM Railroad Commissioner

Vote For 1

	TOTAL	VOTE %		Election Day	Early Voting	Mail
Roberto R. "Beto" Alonzo	64	43.24%	<div><div></div></div>	29	31	4
Chrysta Castañeda	84	56.76%	<div><div></div></div>	38	37	9
Total Votes Cast	148	100.00%	<div><div></div></div>	67	68	13
Overvotes	0			0	0	0
Undervotes	12			2	7	3
Contest Totals	160			69	75	16

105

Statistics

	TOTAL	Election Day	Early Voting	Mail
Registered Voters - Total	1,190			
Ballots Cast - Total	131	38	76	17
Voter Turnout - Total	11.01%			

REP District Judge, 401st Judicial District

Vote For 1

	TOTAL	VOTE %		Election Day	Early Voting	Mail
George Flint	24	77.42%	<div><div></div></div>	7	15	2
Sarah Fox	7	22.58%	<div><div></div></div>	2	4	1
Total Votes Cast	31	100.00%	<div><div></div></div>	9	19	3
Overvotes	0			0	0	0
Undervotes	0			0	0	0
Contest Totals	31			9	19	3

DEM United States Senator

Vote For 1

	TOTAL	VOTE %		Election Day	Early Voting	Mail
Royce West	41	41.00%	<div><div></div></div>	9	28	4
Mary "MJ" Hegar	59	59.00%	<div><div></div></div>	20	29	10
Total Votes Cast	100	100.00%	<div><div></div></div>	29	57	14
Overvotes	0			0	0	0
Undervotes	0			0	0	0
Contest Totals	100			29	57	14

DEM United States Representative District 3

Vote For 1

	TOTAL	VOTE %		Election Day	Early Voting	Mail
Lulu Seikaly	54	56.84%	<div><div></div></div>	19	28	7
Sean McCaffity	41	43.16%	<div><div></div></div>	10	24	7
Total Votes Cast	95	100.00%	<div><div></div></div>	29	52	14
Overvotes	0			0	0	0
Undervotes	5			0	5	0
Contest Totals	100			29	57	14

DEM Railroad Commissioner

Vote For 1

	TOTAL	VOTE %		Election Day	Early Voting	Mail
Roberto R. "Beto" Alonzo	33	33.67%	<div><div></div></div>	7	20	6
Chrysta Castañeda	65	66.33%	<div><div></div></div>	22	35	8
Total Votes Cast	98	100.00%	<div><div></div></div>	29	55	14
Overvotes	0			0	0	0
Undervotes	2			0	2	0
Contest Totals	100			29	57	14

106

Statistics

	TOTAL	Election Day	Early Voting	Mail
Registered Voters - Total	1,949			
Ballots Cast - Total	145	55	75	15
Voter Turnout - Total	7.44%			

REP District Judge, 401st Judicial District

Vote For 1

	TOTAL	VOTE %		Election Day	Early Voting	Mail
George Flint	33	70.21%	<div><div></div></div>	18	14	1
Sarah Fox	14	29.79%	<div><div></div></div>	3	11	0
Total Votes Cast	47	100.00%	<div><div></div></div>	21	25	1
Overvotes	0			0	0	0
Undervotes	0			0	0	0
Contest Totals	47			21	25	1

DEM United States Senator

Vote For 1

	TOTAL	VOTE %		Election Day	Early Voting	Mail
Royce West	45	46.39%	<div><div></div></div>	14	27	4
Mary "MJ" Hegar	52	53.61%	<div><div></div></div>	20	22	10
Total Votes Cast	97	100.00%	<div><div></div></div>	34	49	14
Overvotes	0			0	0	0
Undervotes	1			0	1	0
Contest Totals	98			34	50	14

DEM United States Representative District 3

Vote For 1

	TOTAL	VOTE %		Election Day	Early Voting	Mail
Lulu Seikaly	57	58.76%	<div><div></div></div>	20	26	11
Sean McCaffity	40	41.24%	<div><div></div></div>	14	23	3
Total Votes Cast	97	100.00%	<div><div></div></div>	34	49	14
Overvotes	0			0	0	0
Undervotes	1			0	1	0
Contest Totals	98			34	50	14

DEM Railroad Commissioner

Vote For 1

	TOTAL	VOTE %		Election Day	Early Voting	Mail
Roberto R. "Beto" Alonzo	30	32.26%	<div><div></div></div>	12	17	1
Chrysta Castañeda	63	67.74%	<div><div></div></div>	21	30	12
Total Votes Cast	93	100.00%	<div><div></div></div>	33	47	13
Overvotes	0			0	0	0
Undervotes	5			1	3	1
Contest Totals	98			34	50	14

107

Statistics

	TOTAL	Election Day	Early Voting	Mail
Registered Voters - Total	3,372			
Ballots Cast - Total	430	131	245	54
Voter Turnout - Total	12.75%			

REP District Judge, 401st Judicial District

Vote For 1

	TOTAL	VOTE %		Election Day	Early Voting	Mail
George Flint	107	76.43%	<div><div></div></div>	37	68	2
Sarah Fox	33	23.57%	<div><div></div></div>	12	19	2
Total Votes Cast	140	100.00%	<div><div></div></div>	49	87	4
Overvotes	0			0	0	0
Undervotes	0			0	0	0
Contest Totals	140			49	87	4

DEM United States Senator

Vote For 1

	TOTAL	VOTE %		Election Day	Early Voting	Mail
Royce West	135	46.88%	<div><div></div></div>	40	80	15
Mary "MJ" Hegar	153	53.12%	<div><div></div></div>	40	78	35
Total Votes Cast	288	100.00%	<div><div></div></div>	80	158	50
Overvotes	0			0	0	0
Undervotes	2			2	0	0
Contest Totals	290			82	158	50

DEM United States Representative District 3

Vote For 1

	TOTAL	VOTE %		Election Day	Early Voting	Mail
Lulu Seikaly	189	65.85%	<div><div></div></div>	53	101	35
Sean McCaffity	98	34.15%	<div><div></div></div>	27	56	15
Total Votes Cast	287	100.00%	<div><div></div></div>	80	157	50
Overvotes	0			0	0	0
Undervotes	3			2	1	0
Contest Totals	290			82	158	50

DEM Railroad Commissioner

Vote For 1

	TOTAL	VOTE %		Election Day	Early Voting	Mail
Roberto R. "Beto" Alonzo	98	35.90%	<div><div></div></div>	31	47	20
Chrysta Castañeda	175	64.10%	<div><div></div></div>	44	102	29
Total Votes Cast	273	100.00%	<div><div></div></div>	75	149	49
Overvotes	0			0	0	0
Undervotes	17			7	9	1
Contest Totals	290			82	158	50

107

DEM State Representative District 67 STATE HOUSE REP DISTRICT 67

Vote For 1

	TOTAL	VOTE %		Election Day	Early Voting	Mail
Lorenzo Sanchez	156	55.32%	<div><div></div></div>	46	84	26
Tom Adair	126	44.68%	<div><div></div></div>	30	72	24
Total Votes Cast	282	100.00%	<div><div></div></div>	76	156	50
Overvotes	0			0	0	0
Undervotes	8			6	2	0
Contest Totals	290			82	158	50

108

Statistics

	TOTAL	Election Day	Early Voting	Mail
Registered Voters - Total	2,891			
Ballots Cast - Total	300	96	172	32
Voter Turnout - Total	10.38%			

REP District Judge, 401st Judicial District

Vote For 1

	TOTAL	VOTE %		Election Day	Early Voting	Mail
George Flint	34	66.67%	<div><div></div></div>	15	17	2
Sarah Fox	17	33.33%	<div><div></div></div>	5	10	2
Total Votes Cast	51	100.00%	<div><div></div></div>	20	27	4
Overvotes	0			0	0	0
Undervotes	1			1	0	0
Contest Totals	52			21	27	4

DEM United States Senator

Vote For 1

	TOTAL	VOTE %		Election Day	Early Voting	Mail
Royce West	130	52.63%	<div><div></div></div>	37	80	13
Mary "MJ" Hegar	117	47.37%	<div><div></div></div>	37	65	15
Total Votes Cast	247	100.00%	<div><div></div></div>	74	145	28
Overvotes	0			0	0	0
Undervotes	1			1	0	0
Contest Totals	248			75	145	28

DEM United States Representative District 3

Vote For 1

	TOTAL	VOTE %		Election Day	Early Voting	Mail
Lulu Seikaly	173	70.04%	<div><div></div></div>	56	101	16
Sean McCaffity	74	29.96%	<div><div></div></div>	19	43	12
Total Votes Cast	247	100.00%	<div><div></div></div>	75	144	28
Overvotes	0			0	0	0
Undervotes	1			0	1	0
Contest Totals	248			75	145	28

DEM Railroad Commissioner

Vote For 1

	TOTAL	VOTE %		Election Day	Early Voting	Mail
Roberto R. "Beto" Alonzo	79	32.92%	<div><div></div></div>	32	42	5
Chrysta Castañeda	161	67.08%	<div><div></div></div>	41	98	22
Total Votes Cast	240	100.00%	<div><div></div></div>	73	140	27
Overvotes	0			0	0	0
Undervotes	8			2	5	1
Contest Totals	248			75	145	28

109

Statistics

	TOTAL	Election Day	Early Voting	Mail
Registered Voters - Total	3,767			
Ballots Cast - Total	390	126	243	21
Voter Turnout - Total	10.35%			

REP District Judge, 401st Judicial District

Vote For 1

	TOTAL	VOTE %		Election Day	Early Voting	Mail
George Flint	111	76.55%	<div><div></div></div>	39	72	0
Sarah Fox	34	23.45%	<div><div></div></div>	15	19	0
Total Votes Cast	145	100.00%	<div><div></div></div>	54	91	0
Overvotes	0			0	0	0
Undervotes	1			0	1	0
Contest Totals	146			54	92	0

DEM United States Senator

Vote For 1

	TOTAL	VOTE %		Election Day	Early Voting	Mail
Royce West	112	46.09%	<div><div></div></div>	32	69	11
Mary "MJ" Hegar	131	53.91%	<div><div></div></div>	40	82	9
Total Votes Cast	243	100.00%	<div><div></div></div>	72	151	20
Overvotes	0			0	0	0
Undervotes	1			0	0	1
Contest Totals	244			72	151	21

DEM United States Representative District 3

Vote For 1

	TOTAL	VOTE %		Election Day	Early Voting	Mail
Lulu Seikaly	155	66.24%	<div><div></div></div>	42	96	17
Sean McCaffity	79	33.76%	<div><div></div></div>	29	46	4
Total Votes Cast	234	100.00%	<div><div></div></div>	71	142	21
Overvotes	0			0	0	0
Undervotes	10			1	9	0
Contest Totals	244			72	151	21

DEM Railroad Commissioner

Vote For 1

	TOTAL	VOTE %		Election Day	Early Voting	Mail
Roberto R. "Beto" Alonzo	65	28.38%	<div><div></div></div>	19	44	2
Chrysta Castañeda	164	71.62%	<div><div></div></div>	48	97	19
Total Votes Cast	229	100.00%	<div><div></div></div>	67	141	21
Overvotes	0			0	0	0
Undervotes	15			5	10	0
Contest Totals	244			72	151	21

110

Statistics

	TOTAL	Election Day	Early Voting	Mail
Registered Voters - Total	2,744			
Ballots Cast - Total	358	114	183	61
Voter Turnout - Total	13.05%			

REP District Judge, 401st Judicial District

Vote For 1

	TOTAL	VOTE %		Election Day	Early Voting	Mail
George Flint	84	77.78%	<div><div></div></div>	34	49	1
Sarah Fox	24	22.22%	<div><div></div></div>	5	10	9
Total Votes Cast	108	100.00%	<div><div></div></div>	39	59	10
Overvotes	0			0	0	0
Undervotes	1			1	0	0
Contest Totals	109			40	59	10

DEM United States Senator

Vote For 1

	TOTAL	VOTE %		Election Day	Early Voting	Mail
Royce West	118	47.97%	<div><div></div></div>	29	64	25
Mary "MJ" Hegar	128	52.03%	<div><div></div></div>	44	58	26
Total Votes Cast	246	100.00%	<div><div></div></div>	73	122	51
Overvotes	0			0	0	0
Undervotes	3			1	2	0
Contest Totals	249			74	124	51

DEM United States Representative District 3

Vote For 1

	TOTAL	VOTE %		Election Day	Early Voting	Mail
Lulu Seikaly	124	51.88%	<div><div></div></div>	35	59	30
Sean McCaffity	115	48.12%	<div><div></div></div>	38	58	19
Total Votes Cast	239	100.00%	<div><div></div></div>	73	117	49
Overvotes	0			0	0	0
Undervotes	10			1	7	2
Contest Totals	249			74	124	51

DEM Railroad Commissioner

Vote For 1

	TOTAL	VOTE %		Election Day	Early Voting	Mail
Roberto R. "Beto" Alonzo	84	36.05%	<div><div></div></div>	32	39	13
Chrysta Castañeda	149	63.95%	<div><div></div></div>	40	75	34
Total Votes Cast	233	100.00%	<div><div></div></div>	72	114	47
Overvotes	0			0	0	0
Undervotes	16			2	10	4
Contest Totals	249			74	124	51

110

DEM State Representative District 67 STATE HOUSE REP DISTRICT 67

Vote For 1

	TOTAL	VOTE %		Election Day	Early Voting	Mail
Lorenzo Sanchez	131	55.27%	<div><div></div><div></div></div>	47	63	21
Tom Adair	106	44.73%	<div><div></div><div></div></div>	25	53	28
Total Votes Cast	237	100.00%	<div><div></div></div>	72	116	49
Overvotes	0			0	0	0
Undervotes	12			2	8	2
Contest Totals	249			74	124	51

111

Statistics

	TOTAL	Election Day	Early Voting	Mail
Registered Voters - Total	5,223			
Ballots Cast - Total	304	114	159	31
Voter Turnout - Total	5.82%			

REP District Judge, 401st Judicial District

Vote For 1

	TOTAL	VOTE %		Election Day	Early Voting	Mail
George Flint	60	73.17%	<div><div></div></div>	15	42	3
Sarah Fox	22	26.83%	<div><div></div></div>	7	9	6
Total Votes Cast	82	100.00%	<div><div></div></div>	22	51	9
Overvotes	0			0	0	0
Undervotes	0			0	0	0
Contest Totals	82			22	51	9

DEM United States Senator

Vote For 1

	TOTAL	VOTE %		Election Day	Early Voting	Mail
Royce West	117	52.94%	<div><div></div></div>	50	58	9
Mary "MJ" Hegar	104	47.06%	<div><div></div></div>	41	50	13
Total Votes Cast	221	100.00%	<div><div></div></div>	91	108	22
Overvotes	0			0	0	0
Undervotes	1			1	0	0
Contest Totals	222			92	108	22

DEM United States Representative District 3

Vote For 1

	TOTAL	VOTE %		Election Day	Early Voting	Mail
Lulu Seikaly	132	61.68%	<div><div></div></div>	53	66	13
Sean McCaffity	82	38.32%	<div><div></div></div>	33	40	9
Total Votes Cast	214	100.00%	<div><div></div></div>	86	106	22
Overvotes	0			0	0	0
Undervotes	8			6	2	0
Contest Totals	222			92	108	22

DEM Railroad Commissioner

Vote For 1

	TOTAL	VOTE %		Election Day	Early Voting	Mail
Roberto R. "Beto" Alonzo	75	35.89%	<div><div></div></div>	35	36	4
Chrysta Castañeda	134	64.11%	<div><div></div></div>	49	67	18
Total Votes Cast	209	100.00%	<div><div></div></div>	84	103	22
Overvotes	0			0	0	0
Undervotes	13			8	5	0
Contest Totals	222			92	108	22

112

Statistics

	TOTAL	Election Day	Early Voting	Mail
Registered Voters - Total	2,930			
Ballots Cast - Total	338	83	211	44
Voter Turnout - Total	11.54%			

REP District Judge, 401st Judicial District

Vote For 1

	TOTAL	VOTE %		Election Day	Early Voting	Mail
George Flint	69	73.40%	<div><div></div></div>	24	38	7
Sarah Fox	25	26.60%	<div><div></div></div>	9	14	2
Total Votes Cast	94	100.00%	<div><div></div></div>	33	52	9
Overvotes	0			0	0	0
Undervotes	0			0	0	0
Contest Totals	94			33	52	9

DEM United States Senator

Vote For 1

	TOTAL	VOTE %		Election Day	Early Voting	Mail
Royce West	104	43.15%	<div><div></div></div>	28	65	11
Mary "MJ" Hegar	137	56.85%	<div><div></div></div>	22	91	24
Total Votes Cast	241	100.00%	<div><div></div></div>	50	156	35
Overvotes	0			0	0	0
Undervotes	3			0	3	0
Contest Totals	244			50	159	35

DEM United States Representative District 3

Vote For 1

	TOTAL	VOTE %		Election Day	Early Voting	Mail
Lulu Seikaly	152	63.60%	<div><div></div></div>	28	93	31
Sean McCaffity	87	36.40%	<div><div></div></div>	20	63	4
Total Votes Cast	239	100.00%	<div><div></div></div>	48	156	35
Overvotes	0			0	0	0
Undervotes	5			2	3	0
Contest Totals	244			50	159	35

DEM Railroad Commissioner

Vote For 1

	TOTAL	VOTE %		Election Day	Early Voting	Mail
Roberto R. "Beto" Alonzo	49	21.30%	<div><div></div></div>	13	33	3
Chrysta Castañeda	181	78.70%	<div><div></div></div>	36	115	30
Total Votes Cast	230	100.00%	<div><div></div></div>	49	148	33
Overvotes	0			0	0	0
Undervotes	14			1	11	2
Contest Totals	244			50	159	35

113

Statistics

	TOTAL	Election Day	Early Voting	Mail
Registered Voters - Total	3,276			
Ballots Cast - Total	239	77	139	23
Voter Turnout - Total	7.30%			

REP District Judge, 401st Judicial District

Vote For 1

	TOTAL	VOTE %		Election Day	Early Voting	Mail
George Flint	63	76.83%	<div><div></div></div>	21	41	1
Sarah Fox	19	23.17%	<div><div></div></div>	6	11	2
Total Votes Cast	82	100.00%	<div><div></div></div>	27	52	3
Overvotes	0			0	0	0
Undervotes	1			0	0	1
Contest Totals	83			27	52	4

DEM United States Senator

Vote For 1

	TOTAL	VOTE %		Election Day	Early Voting	Mail
Royce West	67	44.08%	<div><div></div></div>	24	35	8
Mary "MJ" Hegar	85	55.92%	<div><div></div></div>	26	48	11
Total Votes Cast	152	100.00%	<div><div></div></div>	50	83	19
Overvotes	0			0	0	0
Undervotes	4			0	4	0
Contest Totals	156			50	87	19

DEM United States Representative District 3

Vote For 1

	TOTAL	VOTE %		Election Day	Early Voting	Mail
Lulu Seikaly	107	69.48%	<div><div></div></div>	38	56	13
Sean McCaffity	47	30.52%	<div><div></div></div>	11	30	6
Total Votes Cast	154	100.00%	<div><div></div></div>	49	86	19
Overvotes	0			0	0	0
Undervotes	2			1	1	0
Contest Totals	156			50	87	19

DEM Railroad Commissioner

Vote For 1

	TOTAL	VOTE %		Election Day	Early Voting	Mail
Roberto R. "Beto" Alonzo	43	28.48%	<div><div></div></div>	16	19	8
Chrysta Castañeda	108	71.52%	<div><div></div></div>	33	64	11
Total Votes Cast	151	100.00%	<div><div></div></div>	49	83	19
Overvotes	0			0	0	0
Undervotes	5			1	4	0
Contest Totals	156			50	87	19

114

Statistics

	TOTAL	Election Day	Early Voting	Mail
Registered Voters - Total	1,338			
Ballots Cast - Total	79	38	23	18
Voter Turnout - Total	5.90%			

REP District Judge, 401st Judicial District

Vote For 1

	TOTAL	VOTE %		Election Day	Early Voting	Mail
George Flint	19	50.00%	<div><div></div></div>	11	6	2
Sarah Fox	19	50.00%	<div><div></div></div>	14	4	1
Total Votes Cast	38	100.00%	<div><div></div></div>	25	10	3
Overvotes	0			0	0	0
Undervotes	0			0	0	0
Contest Totals	38			25	10	3

DEM United States Senator

Vote For 1

	TOTAL	VOTE %		Election Day	Early Voting	Mail
Royce West	11	26.83%	<div><div></div></div>	2	5	4
Mary "MJ" Hegar	30	73.17%	<div><div></div></div>	11	8	11
Total Votes Cast	41	100.00%	<div><div></div></div>	13	13	15
Overvotes	0			0	0	0
Undervotes	0			0	0	0
Contest Totals	41			13	13	15

DEM United States Representative District 3

Vote For 1

	TOTAL	VOTE %		Election Day	Early Voting	Mail
Lulu Seikaly	23	56.10%	<div><div></div></div>	5	7	11
Sean McCaffity	18	43.90%	<div><div></div></div>	8	6	4
Total Votes Cast	41	100.00%	<div><div></div></div>	13	13	15
Overvotes	0			0	0	0
Undervotes	0			0	0	0
Contest Totals	41			13	13	15

DEM Railroad Commissioner

Vote For 1

	TOTAL	VOTE %		Election Day	Early Voting	Mail
Roberto R. "Beto" Alonzo	18	43.90%	<div><div></div></div>	6	4	8
Chrysta Castañeda	23	56.10%	<div><div></div></div>	7	9	7
Total Votes Cast	41	100.00%	<div><div></div></div>	13	13	15
Overvotes	0			0	0	0
Undervotes	0			0	0	0
Contest Totals	41			13	13	15

115

Statistics

	TOTAL	Election Day	Early Voting	Mail
Registered Voters - Total	2,869			
Ballots Cast - Total	347	93	203	51
Voter Turnout - Total	12.09%			

REP District Judge, 401st Judicial District

Vote For 1

	TOTAL	VOTE %		Election Day	Early Voting	Mail
George Flint	46	65.71%	<div><div></div></div>	15	27	4
Sarah Fox	24	34.29%	<div><div></div></div>	6	16	2
Total Votes Cast	70	100.00%	<div><div></div></div>	21	43	6
Overvotes	0			0	0	0
Undervotes	0			0	0	0
Contest Totals	70			21	43	6

DEM United States Senator

Vote For 1

	TOTAL	VOTE %		Election Day	Early Voting	Mail
Royce West	130	47.10%	<div><div></div></div>	27	86	17
Mary "MJ" Hegar	146	52.90%	<div><div></div></div>	44	74	28
Total Votes Cast	276	100.00%	<div><div></div></div>	71	160	45
Overvotes	0			0	0	0
Undervotes	1			1	0	0
Contest Totals	277			72	160	45

DEM United States Representative District 3

Vote For 1

	TOTAL	VOTE %		Election Day	Early Voting	Mail
Lulu Seikaly	175	65.54%	<div><div></div></div>	42	95	38
Sean McCaffity	92	34.46%	<div><div></div></div>	28	59	5
Total Votes Cast	267	100.00%	<div><div></div></div>	70	154	43
Overvotes	0			0	0	0
Undervotes	10			2	6	2
Contest Totals	277			72	160	45

DEM Railroad Commissioner

Vote For 1

	TOTAL	VOTE %		Election Day	Early Voting	Mail
Roberto R. "Beto" Alonzo	77	29.73%	<div><div></div></div>	28	41	8
Chrysta Castañeda	182	70.27%	<div><div></div></div>	37	109	36
Total Votes Cast	259	100.00%	<div><div></div></div>	65	150	44
Overvotes	0			0	0	0
Undervotes	18			7	10	1
Contest Totals	277			72	160	45

116

Statistics

	TOTAL	Election Day	Early Voting	Mail
Registered Voters - Total	4,648			
Ballots Cast - Total	433	164	224	45
Voter Turnout - Total	9.32%			

REP District Judge, 401st Judicial District

Vote For 1

	TOTAL	VOTE %		Election Day	Early Voting	Mail
George Flint	86	71.07%	<div><div></div></div>	35	48	3
Sarah Fox	35	28.93%	<div><div></div></div>	15	18	2
Total Votes Cast	121	100.00%	<div><div></div></div>	50	66	5
Overvotes	0			0	0	0
Undervotes	0			0	0	0
Contest Totals	121			50	66	5

DEM United States Senator

Vote For 1

	TOTAL	VOTE %		Election Day	Early Voting	Mail
Royce West	123	39.94%	<div><div></div></div>	51	57	15
Mary "MJ" Hegar	185	60.06%	<div><div></div></div>	62	98	25
Total Votes Cast	308	100.00%	<div><div></div></div>	113	155	40
Overvotes	0			0	0	0
Undervotes	4			1	3	0
Contest Totals	312			114	158	40

DEM United States Representative District 3

Vote For 1

	TOTAL	VOTE %		Election Day	Early Voting	Mail
Lulu Seikaly	188	62.46%	<div><div></div></div>	63	101	24
Sean McCaffity	113	37.54%	<div><div></div></div>	45	52	16
Total Votes Cast	301	100.00%	<div><div></div></div>	108	153	40
Overvotes	0			0	0	0
Undervotes	11			6	5	0
Contest Totals	312			114	158	40

DEM Railroad Commissioner

Vote For 1

	TOTAL	VOTE %		Election Day	Early Voting	Mail
Roberto R. "Beto" Alonzo	84	29.79%	<div><div></div></div>	37	40	7
Chrysta Castañeda	198	70.21%	<div><div></div></div>	64	104	30
Total Votes Cast	282	100.00%	<div><div></div></div>	101	144	37
Overvotes	0			0	0	0
Undervotes	30			13	14	3
Contest Totals	312			114	158	40

117

Statistics

	TOTAL	Election Day	Early Voting	Mail
Registered Voters - Total	4,182			
Ballots Cast - Total	346	117	176	53
Voter Turnout - Total	8.27%			

REP District Judge, 401st Judicial District

Vote For 1

	TOTAL	VOTE %		Election Day	Early Voting	Mail
George Flint	48	61.54%	<div><div></div></div>	21	25	2
Sarah Fox	30	38.46%	<div><div></div></div>	13	10	7
Total Votes Cast	78	100.00%	<div><div></div></div>	34	35	9
Overvotes	0			0	0	0
Undervotes	0			0	0	0
Contest Totals	78			34	35	9

DEM United States Senator

Vote For 1

	TOTAL	VOTE %		Election Day	Early Voting	Mail
Royce West	125	46.82%	<div><div></div></div>	41	69	15
Mary "MJ" Hegar	142	53.18%	<div><div></div></div>	42	71	29
Total Votes Cast	267	100.00%	<div><div></div></div>	83	140	44
Overvotes	0			0	0	0
Undervotes	1			0	1	0
Contest Totals	268			83	141	44

DEM United States Representative District 3

Vote For 1

	TOTAL	VOTE %		Election Day	Early Voting	Mail
Lulu Seikaly	144	55.38%	<div><div></div></div>	40	79	25
Sean McCaffity	116	44.62%	<div><div></div></div>	41	57	18
Total Votes Cast	260	100.00%	<div><div></div></div>	81	136	43
Overvotes	0			0	0	0
Undervotes	8			2	5	1
Contest Totals	268			83	141	44

DEM Railroad Commissioner

Vote For 1

	TOTAL	VOTE %		Election Day	Early Voting	Mail
Roberto R. "Beto" Alonzo	91	37.14%	<div><div></div></div>	31	46	14
Chrysta Castañeda	154	62.86%	<div><div></div></div>	45	84	25
Total Votes Cast	245	100.00%	<div><div></div></div>	76	130	39
Overvotes	0			0	0	0
Undervotes	23			7	11	5
Contest Totals	268			83	141	44

118

Statistics

	TOTAL	Election Day	Early Voting	Mail
Registered Voters - Total	4,334			
Ballots Cast - Total	280	118	137	25
Voter Turnout - Total	6.46%			

REP District Judge, 401st Judicial District

Vote For 1

	TOTAL	VOTE %		Election Day	Early Voting	Mail
George Flint	48	61.54%	<div><div></div></div>	24	21	3
Sarah Fox	30	38.46%	<div><div></div></div>	14	7	9
Total Votes Cast	78	100.00%	<div><div></div></div>	38	28	12
Overvotes	0			0	0	0
Undervotes	0			0	0	0
Contest Totals	78			38	28	12

DEM United States Senator

Vote For 1

	TOTAL	VOTE %		Election Day	Early Voting	Mail
Royce West	87	43.72%	<div><div></div></div>	33	49	5
Mary "MJ" Hegar	112	56.28%	<div><div></div></div>	46	58	8
Total Votes Cast	199	100.00%	<div><div></div></div>	79	107	13
Overvotes	0			0	0	0
Undervotes	3			1	2	0
Contest Totals	202			80	109	13

DEM United States Representative District 3

Vote For 1

	TOTAL	VOTE %		Election Day	Early Voting	Mail
Lulu Seikaly	111	57.51%	<div><div></div></div>	44	60	7
Sean McCaffity	82	42.49%	<div><div></div></div>	32	44	6
Total Votes Cast	193	100.00%	<div><div></div></div>	76	104	13
Overvotes	0			0	0	0
Undervotes	9			4	5	0
Contest Totals	202			80	109	13

DEM Railroad Commissioner

Vote For 1

	TOTAL	VOTE %		Election Day	Early Voting	Mail
Roberto R. "Beto" Alonzo	76	39.79%	<div><div></div></div>	31	43	2
Chrysta Castañeda	115	60.21%	<div><div></div></div>	42	62	11
Total Votes Cast	191	100.00%	<div><div></div></div>	73	105	13
Overvotes	0			0	0	0
Undervotes	11			7	4	0
Contest Totals	202			80	109	13

119

Statistics

	TOTAL	Election Day	Early Voting	Mail
Registered Voters - Total	5,140			
Ballots Cast - Total	577	158	358	61
Voter Turnout - Total	11.23%			

REP District Judge, 401st Judicial District

Vote For 1

	TOTAL	VOTE %		Election Day	Early Voting	Mail
George Flint	131	74.86%	<div><div></div></div>	46	83	2
Sarah Fox	44	25.14%	<div><div></div></div>	9	32	3
Total Votes Cast	175	100.00%	<div><div></div></div>	55	115	5
Overvotes	0			0	0	0
Undervotes	0			0	0	0
Contest Totals	175			55	115	5

DEM United States Senator

Vote For 1

	TOTAL	VOTE %		Election Day	Early Voting	Mail
Royce West	178	44.72%	<div><div></div></div>	48	97	33
Mary "MJ" Hegar	220	55.28%	<div><div></div></div>	54	143	23
Total Votes Cast	398	100.00%	<div><div></div></div>	102	240	56
Overvotes	0			0	0	0
Undervotes	4			1	3	0
Contest Totals	402			103	243	56

DEM United States Representative District 3

Vote For 1

	TOTAL	VOTE %		Election Day	Early Voting	Mail
Lulu Seikaly	229	58.72%	<div><div></div></div>	68	125	36
Sean McCaffity	161	41.28%	<div><div></div></div>	31	111	19
Total Votes Cast	390	100.00%	<div><div></div></div>	99	236	55
Overvotes	0			0	0	0
Undervotes	12			4	7	1
Contest Totals	402			103	243	56

DEM Railroad Commissioner

Vote For 1

	TOTAL	VOTE %		Election Day	Early Voting	Mail
Roberto R. "Beto" Alonzo	139	36.68%	<div><div></div></div>	34	85	20
Chrysta Castañeda	240	63.32%	<div><div></div></div>	62	143	35
Total Votes Cast	379	100.00%	<div><div></div></div>	96	228	55
Overvotes	0			0	0	0
Undervotes	23			7	15	1
Contest Totals	402			103	243	56

120

Statistics

	TOTAL	Election Day	Early Voting	Mail
Registered Voters - Total	3,527			
Ballots Cast - Total	326	106	182	38
Voter Turnout - Total	9.24%			

REP District Judge, 401st Judicial District

Vote For 1

	TOTAL	VOTE %		Election Day	Early Voting	Mail
George Flint	76	71.03%	<div><div></div></div>	25	48	3
Sarah Fox	31	28.97%	<div><div></div></div>	17	10	4
Total Votes Cast	107	100.00%	<div><div></div></div>	42	58	7
Overvotes	0			0	0	0
Undervotes	0			0	0	0
Contest Totals	107			42	58	7

DEM United States Senator

Vote For 1

	TOTAL	VOTE %		Election Day	Early Voting	Mail
Royce West	85	38.99%	<div><div></div></div>	24	48	13
Mary "MJ" Hegar	133	61.01%	<div><div></div></div>	39	76	18
Total Votes Cast	218	100.00%	<div><div></div></div>	63	124	31
Overvotes	0			0	0	0
Undervotes	1			1	0	0
Contest Totals	219			64	124	31

DEM United States Representative District 3

Vote For 1

	TOTAL	VOTE %		Election Day	Early Voting	Mail
Lulu Seikaly	126	59.15%	<div><div></div></div>	39	71	16
Sean McCaffity	87	40.85%	<div><div></div></div>	23	49	15
Total Votes Cast	213	100.00%	<div><div></div></div>	62	120	31
Overvotes	0			0	0	0
Undervotes	6			2	4	0
Contest Totals	219			64	124	31

DEM Railroad Commissioner

Vote For 1

	TOTAL	VOTE %		Election Day	Early Voting	Mail
Roberto R. "Beto" Alonzo	60	28.85%	<div><div></div></div>	22	31	7
Chrysta Castañeda	148	71.15%	<div><div></div></div>	38	86	24
Total Votes Cast	208	100.00%	<div><div></div></div>	60	117	31
Overvotes	0			0	0	0
Undervotes	11			4	7	0
Contest Totals	219			64	124	31

120

DEM State Representative District 67 STATE HOUSE REP DISTRICT 67

Vote For 1

	TOTAL	VOTE %		Election Day	Early Voting	Mail
Lorenzo Sanchez	86	40.57%	<div><div></div></div>	39	41	6
Tom Adair	126	59.43%	<div><div></div></div>	23	78	25
Total Votes Cast	212	100.00%	<div><div></div></div>	62	119	31
Overvotes	0			0	0	0
Undervotes	7			2	5	0
Contest Totals	219			64	124	31

121

Statistics

	TOTAL	Election Day	Early Voting	Mail
Registered Voters - Total	2,689			
Ballots Cast - Total	300	85	188	27
Voter Turnout - Total	11.16%			

REP District Judge, 401st Judicial District

Vote For 1

	TOTAL	VOTE %		Election Day	Early Voting	Mail
George Flint	44	65.67%	<div><div></div></div>	9	30	5
Sarah Fox	23	34.33%	<div><div></div></div>	5	18	0
Total Votes Cast	67	100.00%	<div><div></div></div>	14	48	5
Overvotes	0			0	0	0
Undervotes	0			0	0	0
Contest Totals	67			14	48	5

DEM United States Senator

Vote For 1

	TOTAL	VOTE %		Election Day	Early Voting	Mail
Royce West	105	45.85%	<div><div></div></div>	36	64	5
Mary "MJ" Hegar	124	54.15%	<div><div></div></div>	34	73	17
Total Votes Cast	229	100.00%	<div><div></div></div>	70	137	22
Overvotes	0			0	0	0
Undervotes	4			1	3	0
Contest Totals	233			71	140	22

DEM United States Representative District 3

Vote For 1

	TOTAL	VOTE %		Election Day	Early Voting	Mail
Lulu Seikaly	130	57.78%	<div><div></div></div>	43	70	17
Sean McCaffity	95	42.22%	<div><div></div></div>	26	64	5
Total Votes Cast	225	100.00%	<div><div></div></div>	69	134	22
Overvotes	0			0	0	0
Undervotes	8			2	6	0
Contest Totals	233			71	140	22

DEM Railroad Commissioner

Vote For 1

	TOTAL	VOTE %		Election Day	Early Voting	Mail
Roberto R. "Beto" Alonzo	84	37.84%	<div><div></div></div>	33	47	4
Chrysta Castañeda	138	62.16%	<div><div></div></div>	36	84	18
Total Votes Cast	222	100.00%	<div><div></div></div>	69	131	22
Overvotes	0			0	0	0
Undervotes	11			2	9	0
Contest Totals	233			71	140	22

121

DEM State Representative District 67 STATE HOUSE REP DISTRICT 67

Vote For 1

	TOTAL	VOTE %		Election Day	Early Voting	Mail
Lorenzo Sanchez	125	54.59%	<div><div></div></div>	42	76	7
Tom Adair	104	45.41%	<div><div></div></div>	28	61	15
Total Votes Cast	229	100.00%	<div><div></div></div>	70	137	22
Overvotes	0			0	0	0
Undervotes	4			1	3	0
Contest Totals	233			71	140	22

122

Statistics

	TOTAL	Election Day	Early Voting	Mail
Registered Voters - Total	4,923			
Ballots Cast - Total	428	133	231	64
Voter Turnout - Total	8.69%			

REP District Judge, 401st Judicial District

Vote For 1

	TOTAL	VOTE %		Election Day	Early Voting	Mail
George Flint	124	72.51%	<div><div></div></div>	50	67	7
Sarah Fox	47	27.49%	<div><div></div></div>	13	25	9
Total Votes Cast	171	100.00%	<div><div></div></div>	63	92	16
Overvotes	0			0	0	0
Undervotes	0			0	0	0
Contest Totals	171			63	92	16

DEM United States Senator

Vote For 1

	TOTAL	VOTE %		Election Day	Early Voting	Mail
Royce West	85	33.33%	<div><div></div></div>	29	43	13
Mary "MJ" Hegar	170	66.67%	<div><div></div></div>	39	96	35
Total Votes Cast	255	100.00%	<div><div></div></div>	68	139	48
Overvotes	0			0	0	0
Undervotes	2			2	0	0
Contest Totals	257			70	139	48

DEM United States Representative District 3

Vote For 1

	TOTAL	VOTE %		Election Day	Early Voting	Mail
Lulu Seikaly	166	65.87%	<div><div></div></div>	40	86	40
Sean McCaffity	86	34.13%	<div><div></div></div>	27	51	8
Total Votes Cast	252	100.00%	<div><div></div></div>	67	137	48
Overvotes	0			0	0	0
Undervotes	5			3	2	0
Contest Totals	257			70	139	48

DEM Railroad Commissioner

Vote For 1

	TOTAL	VOTE %		Election Day	Early Voting	Mail
Roberto R. "Beto" Alonzo	53	22.18%	<div><div></div></div>	19	29	5
Chrysta Castañeda	186	77.82%	<div><div></div></div>	40	104	42
Total Votes Cast	239	100.00%	<div><div></div></div>	59	133	47
Overvotes	0			0	0	0
Undervotes	18			11	6	1
Contest Totals	257			70	139	48

123

Statistics

	TOTAL	Election Day	Early Voting	Mail
Registered Voters - Total	1,963			
Ballots Cast - Total	212	70	125	17
Voter Turnout - Total	10.80%			

REP District Judge, 401st Judicial District

Vote For 1

	TOTAL	VOTE %		Election Day	Early Voting	Mail
George Flint	52	85.25%	<div><div></div></div>	17	35	0
Sarah Fox	9	14.75%	<div><div></div></div>	1	7	1
Total Votes Cast	61	100.00%	<div><div></div></div>	18	42	1
Overvotes	0			0	0	0
Undervotes	0			0	0	0
Contest Totals	61			18	42	1

DEM United States Senator

Vote For 1

	TOTAL	VOTE %		Election Day	Early Voting	Mail
Royce West	69	46.62%	<div><div></div></div>	20	42	7
Mary "MJ" Hegar	79	53.38%	<div><div></div></div>	30	40	9
Total Votes Cast	148	100.00%	<div><div></div></div>	50	82	16
Overvotes	0			0	0	0
Undervotes	3			2	1	0
Contest Totals	151			52	83	16

DEM United States Representative District 3

Vote For 1

	TOTAL	VOTE %		Election Day	Early Voting	Mail
Lulu Seikaly	96	64.86%	<div><div></div></div>	30	55	11
Sean McCaffity	52	35.14%	<div><div></div></div>	22	25	5
Total Votes Cast	148	100.00%	<div><div></div></div>	52	80	16
Overvotes	0			0	0	0
Undervotes	3			0	3	0
Contest Totals	151			52	83	16

DEM Railroad Commissioner

Vote For 1

	TOTAL	VOTE %		Election Day	Early Voting	Mail
Roberto R. "Beto" Alonzo	47	32.64%	<div><div></div></div>	20	22	5
Chrysta Castañeda	97	67.36%	<div><div></div></div>	31	55	11
Total Votes Cast	144	100.00%	<div><div></div></div>	51	77	16
Overvotes	0			0	0	0
Undervotes	7			1	6	0
Contest Totals	151			52	83	16

124

Statistics

	TOTAL	Election Day	Early Voting	Mail
Registered Voters - Total	3,064			
Ballots Cast - Total	302	84	143	75
Voter Turnout - Total	9.86%			

REP District Judge, 401st Judicial District

Vote For 1

	TOTAL	VOTE %		Election Day	Early Voting	Mail
George Flint	63	75.90%	<div><div></div></div>	12	43	8
Sarah Fox	20	24.10%	<div><div></div></div>	3	7	10
Total Votes Cast	83	100.00%	<div><div></div></div>	15	50	18
Overvotes	0			0	0	0
Undervotes	1			0	0	1
Contest Totals	84			15	50	19

DEM United States Senator

Vote For 1

	TOTAL	VOTE %		Election Day	Early Voting	Mail
Royce West	93	42.66%	<div><div></div></div>	40	35	18
Mary "MJ" Hegar	125	57.34%	<div><div></div></div>	29	58	38
Total Votes Cast	218	100.00%	<div><div></div></div>	69	93	56
Overvotes	0			0	0	0
Undervotes	0			0	0	0
Contest Totals	218			69	93	56

DEM United States Representative District 3

Vote For 1

	TOTAL	VOTE %		Election Day	Early Voting	Mail
Lulu Seikaly	131	60.93%	<div><div></div></div>	39	60	32
Sean McCaffity	84	39.07%	<div><div></div></div>	28	32	24
Total Votes Cast	215	100.00%	<div><div></div></div>	67	92	56
Overvotes	0			0	0	0
Undervotes	3			2	1	0
Contest Totals	218			69	93	56

DEM Railroad Commissioner

Vote For 1

	TOTAL	VOTE %		Election Day	Early Voting	Mail
Roberto R. "Beto" Alonzo	63	29.86%	<div><div></div></div>	20	33	10
Chrysta Castañeda	148	70.14%	<div><div></div></div>	47	57	44
Total Votes Cast	211	100.00%	<div><div></div></div>	67	90	54
Overvotes	0			0	0	0
Undervotes	7			2	3	2
Contest Totals	218			69	93	56

125

Statistics

	TOTAL	Election Day	Early Voting	Mail
Registered Voters - Total	4,872			
Ballots Cast - Total	458	189	223	46
Voter Turnout - Total	9.40%			

REP District Judge, 401st Judicial District

Vote For 1

	TOTAL	VOTE %		Election Day	Early Voting	Mail
George Flint	51	68.92%	<div><div></div></div>	15	33	3
Sarah Fox	23	31.08%	<div><div></div></div>	9	14	0
Total Votes Cast	74	100.00%	<div><div></div></div>	24	47	3
Overvotes	0			0	0	0
Undervotes	1			0	0	1
Contest Totals	75			24	47	4

DEM United States Senator

Vote For 1

	TOTAL	VOTE %		Election Day	Early Voting	Mail
Royce West	215	57.33%	<div><div></div></div>	86	110	19
Mary "MJ" Hegar	160	42.67%	<div><div></div></div>	73	64	23
Total Votes Cast	375	100.00%	<div><div></div></div>	159	174	42
Overvotes	0			0	0	0
Undervotes	8			6	2	0
Contest Totals	383			165	176	42

DEM United States Representative District 3

Vote For 1

	TOTAL	VOTE %		Election Day	Early Voting	Mail
Lulu Seikaly	236	63.96%	<div><div></div></div>	102	106	28
Sean McCaffity	133	36.04%	<div><div></div></div>	56	63	14
Total Votes Cast	369	100.00%	<div><div></div></div>	158	169	42
Overvotes	0			0	0	0
Undervotes	14			7	7	0
Contest Totals	383			165	176	42

DEM Railroad Commissioner

Vote For 1

	TOTAL	VOTE %		Election Day	Early Voting	Mail
Roberto R. "Beto" Alonzo	143	39.83%	<div><div></div></div>	72	55	16
Chrysta Castañeda	216	60.17%	<div><div></div></div>	86	106	24
Total Votes Cast	359	100.00%	<div><div></div></div>	158	161	40
Overvotes	0			0	0	0
Undervotes	24			7	15	2
Contest Totals	383			165	176	42

125

DEM State Representative District 67 STATE HOUSE REP DISTRICT 67

Vote For 1

	TOTAL	VOTE %		Election Day	Early Voting	Mail
Lorenzo Sanchez	228	61.96%	<div><div></div></div>	116	96	16
Tom Adair	140	38.04%	<div><div></div></div>	44	71	25
Total Votes Cast	368	100.00%	<div><div></div></div>	160	167	41
Overvotes	0			0	0	0
Undervotes	15			5	9	1
Contest Totals	383			165	176	42

126

Statistics

	TOTAL	Election Day	Early Voting	Mail
Registered Voters - Total	4,432			
Ballots Cast - Total	396	165	185	46
Voter Turnout - Total	8.94%			

REP District Judge, 401st Judicial District

Vote For 1

	TOTAL	VOTE %		Election Day	Early Voting	Mail
George Flint	73	76.04%	<div><div></div></div>	30	40	3
Sarah Fox	23	23.96%	<div><div></div></div>	12	8	3
Total Votes Cast	96	100.00%	<div><div></div></div>	42	48	6
Overvotes	0			0	0	0
Undervotes	0			0	0	0
Contest Totals	96			42	48	6

DEM United States Senator

Vote For 1

	TOTAL	VOTE %		Election Day	Early Voting	Mail
Royce West	167	55.67%	<div><div></div></div>	73	81	13
Mary "MJ" Hegar	133	44.33%	<div><div></div></div>	50	56	27
Total Votes Cast	300	100.00%	<div><div></div></div>	123	137	40
Overvotes	0			0	0	0
Undervotes	0			0	0	0
Contest Totals	300			123	137	40

DEM United States Representative District 3

Vote For 1

	TOTAL	VOTE %		Election Day	Early Voting	Mail
Lulu Seikaly	174	58.78%	<div><div></div></div>	73	76	25
Sean McCaffity	122	41.22%	<div><div></div></div>	48	59	15
Total Votes Cast	296	100.00%	<div><div></div></div>	121	135	40
Overvotes	0			0	0	0
Undervotes	4			2	2	0
Contest Totals	300			123	137	40

DEM Railroad Commissioner

Vote For 1

	TOTAL	VOTE %		Election Day	Early Voting	Mail
Roberto R. "Beto" Alonzo	115	39.93%	<div><div></div></div>	49	51	15
Chrysta Castañeda	173	60.07%	<div><div></div></div>	70	81	22
Total Votes Cast	288	100.00%	<div><div></div></div>	119	132	37
Overvotes	0			0	0	0
Undervotes	12			4	5	3
Contest Totals	300			123	137	40

127

Statistics

	TOTAL	Election Day	Early Voting	Mail
Registered Voters - Total	3,691			
Ballots Cast - Total	284	102	138	44
Voter Turnout - Total	7.69%			

REP District Judge, 401st Judicial District

Vote For 1

	TOTAL	VOTE %		Election Day	Early Voting	Mail
George Flint	43	76.79%	<div><div></div></div>	23	16	4
Sarah Fox	13	23.21%	<div><div></div></div>	6	6	1
Total Votes Cast	56	100.00%	<div><div></div></div>	29	22	5
Overvotes	0			0	0	0
Undervotes	0			0	0	0
Contest Totals	56			29	22	5

DEM United States Senator

Vote For 1

	TOTAL	VOTE %		Election Day	Early Voting	Mail
Royce West	98	43.36%	<div><div></div></div>	36	52	10
Mary "MJ" Hegar	128	56.64%	<div><div></div></div>	37	62	29
Total Votes Cast	226	100.00%	<div><div></div></div>	73	114	39
Overvotes	0			0	0	0
Undervotes	2			0	2	0
Contest Totals	228			73	116	39

DEM United States Representative District 3

Vote For 1

	TOTAL	VOTE %		Election Day	Early Voting	Mail
Lulu Seikaly	143	65.30%	<div><div></div></div>	54	64	25
Sean McCaffity	76	34.70%	<div><div></div></div>	19	46	11
Total Votes Cast	219	100.00%	<div><div></div></div>	73	110	36
Overvotes	0			0	0	0
Undervotes	9			0	6	3
Contest Totals	228			73	116	39

DEM Railroad Commissioner

Vote For 1

	TOTAL	VOTE %		Election Day	Early Voting	Mail
Roberto R. "Beto" Alonzo	58	27.23%	<div><div></div></div>	20	28	10
Chrysta Castañeda	155	72.77%	<div><div></div></div>	50	79	26
Total Votes Cast	213	100.00%	<div><div></div></div>	70	107	36
Overvotes	0			0	0	0
Undervotes	15			3	9	3
Contest Totals	228			73	116	39

128

Statistics

	TOTAL	Election Day	Early Voting	Mail
Registered Voters - Total	4,828			
Ballots Cast - Total	366	151	173	42
Voter Turnout - Total	7.58%			

REP District Judge, 401st Judicial District

Vote For 1

	TOTAL	VOTE %		Election Day	Early Voting	Mail
George Flint	119	77.27%	<div><div></div></div>	54	57	8
Sarah Fox	35	22.73%	<div><div></div></div>	20	12	3
Total Votes Cast	154	100.00%	<div><div></div></div>	74	69	11
Overvotes	0			0	0	0
Undervotes	1			0	1	0
Contest Totals	155			74	70	11

DEM United States Senator

Vote For 1

	TOTAL	VOTE %		Election Day	Early Voting	Mail
Royce West	74	36.27%	<div><div></div></div>	27	38	9
Mary "MJ" Hegar	130	63.73%	<div><div></div></div>	47	61	22
Total Votes Cast	204	100.00%	<div><div></div></div>	74	99	31
Overvotes	0			0	0	0
Undervotes	7			3	4	0
Contest Totals	211			77	103	31

DEM United States Representative District 3

Vote For 1

	TOTAL	VOTE %		Election Day	Early Voting	Mail
Lulu Seikaly	87	41.63%	<div><div></div></div>	35	35	17
Sean McCaffity	122	58.37%	<div><div></div></div>	41	68	13
Total Votes Cast	209	100.00%	<div><div></div></div>	76	103	30
Overvotes	0			0	0	0
Undervotes	2			1	0	1
Contest Totals	211			77	103	31

DEM Railroad Commissioner

Vote For 1

	TOTAL	VOTE %		Election Day	Early Voting	Mail
Roberto R. "Beto" Alonzo	52	26.53%	<div><div></div></div>	27	23	2
Chrysta Castañeda	144	73.47%	<div><div></div></div>	47	68	29
Total Votes Cast	196	100.00%	<div><div></div></div>	74	91	31
Overvotes	0			0	0	0
Undervotes	15			3	12	0
Contest Totals	211			77	103	31

129

Statistics

	TOTAL	Election Day	Early Voting	Mail
Registered Voters - Total	4,188			
Ballots Cast - Total	348	137	179	32
Voter Turnout - Total	8.31%			

REP District Judge, 401st Judicial District

Vote For 1

	TOTAL	VOTE %		Election Day	Early Voting	Mail
George Flint	90	72.58%	<div><div></div></div>	40	49	1
Sarah Fox	34	27.42%	<div><div></div></div>	14	18	2
Total Votes Cast	124	100.00%	<div><div></div></div>	54	67	3
Overvotes	0			0	0	0
Undervotes	0			0	0	0
Contest Totals	124			54	67	3

DEM United States Senator

Vote For 1

	TOTAL	VOTE %		Election Day	Early Voting	Mail
Royce West	121	54.26%	<div><div></div></div>	37	68	16
Mary "MJ" Hegar	102	45.74%	<div><div></div></div>	45	44	13
Total Votes Cast	223	100.00%	<div><div></div></div>	82	112	29
Overvotes	0			0	0	0
Undervotes	1			1	0	0
Contest Totals	224			83	112	29

DEM United States Representative District 3

Vote For 1

	TOTAL	VOTE %		Election Day	Early Voting	Mail
Lulu Seikaly	142	64.55%	<div><div></div></div>	46	73	23
Sean McCaffity	78	35.45%	<div><div></div></div>	35	38	5
Total Votes Cast	220	100.00%	<div><div></div></div>	81	111	28
Overvotes	0			0	0	0
Undervotes	4			2	1	1
Contest Totals	224			83	112	29

DEM Railroad Commissioner

Vote For 1

	TOTAL	VOTE %		Election Day	Early Voting	Mail
Roberto R. "Beto" Alonzo	72	33.80%	<div><div></div></div>	34	34	4
Chrysta Castañeda	141	66.20%	<div><div></div></div>	45	73	23
Total Votes Cast	213	100.00%	<div><div></div></div>	79	107	27
Overvotes	0			0	0	0
Undervotes	11			4	5	2
Contest Totals	224			83	112	29

130

Statistics

	TOTAL	Election Day	Early Voting	Mail
Registered Voters - Total	3,547			
Ballots Cast - Total	373	106	234	33
Voter Turnout - Total	10.52%			

REP District Judge, 401st Judicial District

Vote For 1

	TOTAL	VOTE %		Election Day	Early Voting	Mail
George Flint	64	75.29%	<div><div></div></div>	32	30	2
Sarah Fox	21	24.71%	<div><div></div></div>	5	16	0
Total Votes Cast	85	100.00%	<div><div></div></div>	37	46	2
Overvotes	0			0	0	0
Undervotes	0			0	0	0
Contest Totals	85			37	46	2

DEM United States Senator

Vote For 1

	TOTAL	VOTE %		Election Day	Early Voting	Mail
Royce West	152	53.33%	<div><div></div></div>	46	91	15
Mary "MJ" Hegar	133	46.67%	<div><div></div></div>	23	94	16
Total Votes Cast	285	100.00%	<div><div></div></div>	69	185	31
Overvotes	0			0	0	0
Undervotes	3			0	3	0
Contest Totals	288			69	188	31

DEM United States Representative District 3

Vote For 1

	TOTAL	VOTE %		Election Day	Early Voting	Mail
Lulu Seikaly	164	59.42%	<div><div></div></div>	36	113	15
Sean McCaffity	112	40.58%	<div><div></div></div>	30	68	14
Total Votes Cast	276	100.00%	<div><div></div></div>	66	181	29
Overvotes	0			0	0	0
Undervotes	12			3	7	2
Contest Totals	288			69	188	31

DEM Railroad Commissioner

Vote For 1

	TOTAL	VOTE %		Election Day	Early Voting	Mail
Roberto R. "Beto" Alonzo	97	36.19%	<div><div></div></div>	30	59	8
Chrysta Castañeda	171	63.81%	<div><div></div></div>	32	119	20
Total Votes Cast	268	100.00%	<div><div></div></div>	62	178	28
Overvotes	0			0	0	0
Undervotes	20			7	10	3
Contest Totals	288			69	188	31

130

DEM State Representative District 67 STATE HOUSE REP DISTRICT 67

Vote For 1

	TOTAL	VOTE %		Election Day	Early Voting	Mail
Lorenzo Sanchez	139	50.18%	<div><div></div></div>	41	90	8
Tom Adair	138	49.82%	<div><div></div></div>	24	93	21
Total Votes Cast	277	100.00%	<div><div></div></div>	65	183	29
Overvotes	0			0	0	0
Undervotes	11			4	5	2
Contest Totals	288			69	188	31

131

Statistics

	TOTAL	Election Day	Early Voting	Mail
Registered Voters - Total	2,999			
Ballots Cast - Total	243	85	132	26
Voter Turnout - Total	8.10%			

REP District Judge, 401st Judicial District

Vote For 1

	TOTAL	VOTE %		Election Day	Early Voting	Mail
George Flint	58	75.32%	<div><div></div></div>	24	31	3
Sarah Fox	19	24.68%	<div><div></div></div>	10	7	2
Total Votes Cast	77	100.00%	<div><div></div></div>	34	38	5
Overvotes	0			0	0	0
Undervotes	0			0	0	0
Contest Totals	77			34	38	5

DEM United States Senator

Vote For 1

	TOTAL	VOTE %		Election Day	Early Voting	Mail
Royce West	61	36.75%	<div><div></div></div>	21	35	5
Mary "MJ" Hegar	105	63.25%	<div><div></div></div>	30	59	16
Total Votes Cast	166	100.00%	<div><div></div></div>	51	94	21
Overvotes	0			0	0	0
Undervotes	0			0	0	0
Contest Totals	166			51	94	21

DEM United States Representative District 3

Vote For 1

	TOTAL	VOTE %		Election Day	Early Voting	Mail
Lulu Seikaly	94	56.97%	<div><div></div></div>	25	53	16
Sean McCaffity	71	43.03%	<div><div></div></div>	25	41	5
Total Votes Cast	165	100.00%	<div><div></div></div>	50	94	21
Overvotes	0			0	0	0
Undervotes	1			1	0	0
Contest Totals	166			51	94	21

DEM Railroad Commissioner

Vote For 1

	TOTAL	VOTE %		Election Day	Early Voting	Mail
Roberto R. "Beto" Alonzo	53	33.12%	<div><div></div></div>	13	35	5
Chrysta Castañeda	107	66.88%	<div><div></div></div>	35	57	15
Total Votes Cast	160	100.00%	<div><div></div></div>	48	92	20
Overvotes	0			0	0	0
Undervotes	6			3	2	1
Contest Totals	166			51	94	21

132

Statistics

	TOTAL	Election Day	Early Voting	Mail
Registered Voters - Total	2,817			
Ballots Cast - Total	296	83	150	63
Voter Turnout - Total	10.51%			

REP District Judge, 401st Judicial District

Vote For 1

	TOTAL	VOTE %		Election Day	Early Voting	Mail
George Flint	33	76.74%	<div><div></div></div>	15	16	2
Sarah Fox	10	23.26%	<div><div></div></div>	5	4	1
Total Votes Cast	43	100.00%	<div><div></div></div>	20	20	3
Overvotes	0			0	0	0
Undervotes	1			1	0	0
Contest Totals	44			21	20	3

DEM United States Senator

Vote For 1

	TOTAL	VOTE %		Election Day	Early Voting	Mail
Royce West	119	48.18%	<div><div></div></div>	27	66	26
Mary "MJ" Hegar	128	51.82%	<div><div></div></div>	35	60	33
Total Votes Cast	247	100.00%	<div><div></div></div>	62	126	59
Overvotes	0			0	0	0
Undervotes	5			0	4	1
Contest Totals	252			62	130	60

DEM United States Representative District 3

Vote For 1

	TOTAL	VOTE %		Election Day	Early Voting	Mail
Lulu Seikaly	160	65.57%	<div><div></div></div>	37	81	42
Sean McCaffity	84	34.43%	<div><div></div></div>	23	44	17
Total Votes Cast	244	100.00%	<div><div></div></div>	60	125	59
Overvotes	0			0	0	0
Undervotes	8			2	5	1
Contest Totals	252			62	130	60

DEM Railroad Commissioner

Vote For 1

	TOTAL	VOTE %		Election Day	Early Voting	Mail
Roberto R. "Beto" Alonzo	61	26.07%	<div><div></div></div>	19	38	4
Chrysta Castañeda	173	73.93%	<div><div></div></div>	40	79	54
Total Votes Cast	234	100.00%	<div><div></div></div>	59	117	58
Overvotes	0			0	0	0
Undervotes	18			3	13	2
Contest Totals	252			62	130	60

Summary Results Report
Primary Runoff
July 14, 2020

FINAL RESULTS
37 of 37 Vote Centers Reporting
Collin County, Texas

133

Statistics

	TOTAL	Election Day	Early Voting	Mail
Registered Voters - Total	2,601			
Ballots Cast - Total	142	43	87	12
Voter Turnout - Total	5.46%			

REP District Judge, 401st Judicial District

Vote For 1

	TOTAL	VOTE %		Election Day	Early Voting	Mail
George Flint	24	64.86%	<div><div></div></div>	8	16	0
Sarah Fox	13	35.14%	<div><div></div></div>	5	6	2
Total Votes Cast	37	100.00%	<div><div></div></div>	13	22	2
Overvotes	0			0	0	0
Undervotes	0			0	0	0
Contest Totals	37			13	22	2

DEM United States Senator

Vote For 1

	TOTAL	VOTE %		Election Day	Early Voting	Mail
Royce West	59	56.19%	<div><div></div></div>	19	36	4
Mary "MJ" Hegar	46	43.81%	<div><div></div></div>	11	29	6
Total Votes Cast	105	100.00%	<div><div></div></div>	30	65	10
Overvotes	0			0	0	0
Undervotes	0			0	0	0
Contest Totals	105			30	65	10

DEM Railroad Commissioner

Vote For 1

	TOTAL	VOTE %		Election Day	Early Voting	Mail
Roberto R. "Beto" Alonzo	45	44.55%	<div><div></div></div>	12	26	7
Chrysta Castañeda	56	55.45%	<div><div></div></div>	15	38	3
Total Votes Cast	101	100.00%	<div><div></div></div>	27	64	10
Overvotes	0			0	0	0
Undervotes	4			3	1	0
Contest Totals	105			30	65	10

134

Statistics

	TOTAL	Election Day	Early Voting	Mail
Registered Voters - Total	5,372			
Ballots Cast - Total	380	143	199	38
Voter Turnout - Total	7.07%			

REP District Judge, 401st Judicial District

Vote For 1

	TOTAL	VOTE %		Election Day	Early Voting	Mail
George Flint	64	75.29%	<div><div></div></div>	33	28	3
Sarah Fox	21	24.71%	<div><div></div></div>	9	9	3
Total Votes Cast	85	100.00%	<div><div></div></div>	42	37	6
Overvotes	0			0	0	0
Undervotes	0			0	0	0
Contest Totals	85			42	37	6

DEM United States Senator

Vote For 1

	TOTAL	VOTE %		Election Day	Early Voting	Mail
Royce West	166	56.46%	<div><div></div></div>	50	97	19
Mary "MJ" Hegar	128	43.54%	<div><div></div></div>	51	64	13
Total Votes Cast	294	100.00%	<div><div></div></div>	101	161	32
Overvotes	0			0	0	0
Undervotes	1			0	1	0
Contest Totals	295			101	162	32

DEM United States Representative District 3

Vote For 1

	TOTAL	VOTE %		Election Day	Early Voting	Mail
Lulu Seikaly	177	61.03%	<div><div></div></div>	57	97	23
Sean McCaffity	113	38.97%	<div><div></div></div>	43	61	9
Total Votes Cast	290	100.00%	<div><div></div></div>	100	158	32
Overvotes	0			0	0	0
Undervotes	5			1	4	0
Contest Totals	295			101	162	32

DEM Railroad Commissioner

Vote For 1

	TOTAL	VOTE %		Election Day	Early Voting	Mail
Roberto R. "Beto" Alonzo	113	39.65%	<div><div></div></div>	42	59	12
Chrysta Castañeda	172	60.35%	<div><div></div></div>	57	96	19
Total Votes Cast	285	100.00%	<div><div></div></div>	99	155	31
Overvotes	0			0	0	0
Undervotes	10			2	7	1
Contest Totals	295			101	162	32

135

Statistics

	TOTAL	Election Day	Early Voting	Mail
Registered Voters - Total	4,033			
Ballots Cast - Total	391	138	203	50
Voter Turnout - Total	9.70%			

REP District Judge, 401st Judicial District

Vote For 1

	TOTAL	VOTE %		Election Day	Early Voting	Mail
George Flint	64	76.19%	<div><div></div></div>	23	40	1
Sarah Fox	20	23.81%	<div><div></div></div>	4	13	3
Total Votes Cast	84	100.00%	<div><div></div></div>	27	53	4
Overvotes	0			0	0	0
Undervotes	0			0	0	0
Contest Totals	84			27	53	4

DEM United States Senator

Vote For 1

	TOTAL	VOTE %		Election Day	Early Voting	Mail
Royce West	165	54.10%	<div><div></div></div>	65	80	20
Mary "MJ" Hegar	140	45.90%	<div><div></div></div>	45	69	26
Total Votes Cast	305	100.00%	<div><div></div></div>	110	149	46
Overvotes	0			0	0	0
Undervotes	2			1	1	0
Contest Totals	307			111	150	46

DEM United States Representative District 3

Vote For 1

	TOTAL	VOTE %		Election Day	Early Voting	Mail
Lulu Seikaly	175	58.53%	<div><div></div></div>	56	93	26
Sean McCaffity	124	41.47%	<div><div></div></div>	53	54	17
Total Votes Cast	299	100.00%	<div><div></div></div>	109	147	43
Overvotes	0			0	0	0
Undervotes	8			2	3	3
Contest Totals	307			111	150	46

DEM Railroad Commissioner

Vote For 1

	TOTAL	VOTE %		Election Day	Early Voting	Mail
Roberto R. "Beto" Alonzo	116	39.46%	<div><div></div></div>	50	57	9
Chrysta Castañeda	178	60.54%	<div><div></div></div>	56	89	33
Total Votes Cast	294	100.00%	<div><div></div></div>	106	146	42
Overvotes	0			0	0	0
Undervotes	13			5	4	4
Contest Totals	307			111	150	46

136

Statistics

	TOTAL	Election Day	Early Voting	Mail
Registered Voters - Total	1,912			
Ballots Cast - Total	232	65	105	62
Voter Turnout - Total	12.13%			

REP District Judge, 401st Judicial District

Vote For 1

	TOTAL	VOTE %		Election Day	Early Voting	Mail
George Flint	37	71.15%	<div><div></div></div>	17	16	4
Sarah Fox	15	28.85%	<div><div></div></div>	5	9	1
Total Votes Cast	52	100.00%	<div><div></div></div>	22	25	5
Overvotes	0			0	0	0
Undervotes	1			0	1	0
Contest Totals	53			22	26	5

DEM United States Senator

Vote For 1

	TOTAL	VOTE %		Election Day	Early Voting	Mail
Royce West	84	47.19%	<div><div></div></div>	21	42	21
Mary "MJ" Hegar	94	52.81%	<div><div></div></div>	22	37	35
Total Votes Cast	178	100.00%	<div><div></div></div>	43	79	56
Overvotes	0			0	0	0
Undervotes	1			0	0	1
Contest Totals	179			43	79	57

DEM United States Representative District 3

Vote For 1

	TOTAL	VOTE %		Election Day	Early Voting	Mail
Lulu Seikaly	99	57.56%	<div><div></div></div>	21	47	31
Sean McCaffity	73	42.44%	<div><div></div></div>	20	31	22
Total Votes Cast	172	100.00%	<div><div></div></div>	41	78	53
Overvotes	0			0	0	0
Undervotes	7			2	1	4
Contest Totals	179			43	79	57

DEM Railroad Commissioner

Vote For 1

	TOTAL	VOTE %		Election Day	Early Voting	Mail
Roberto R. "Beto" Alonzo	45	28.12%	<div><div></div></div>	15	20	10
Chrysta Castañeda	115	71.88%	<div><div></div></div>	23	54	38
Total Votes Cast	160	100.00%	<div><div></div></div>	38	74	48
Overvotes	0			0	0	0
Undervotes	19			5	5	9
Contest Totals	179			43	79	57

137

Statistics

	TOTAL	Election Day	Early Voting	Mail
Registered Voters - Total	1,924			
Ballots Cast - Total	154	44	97	13
Voter Turnout - Total	8.00%			

REP District Judge, 401st Judicial District

Vote For 1

	TOTAL	VOTE %		Election Day	Early Voting	Mail
George Flint	33	71.74%	<div><div></div></div>	4	29	0
Sarah Fox	13	28.26%	<div><div></div></div>	3	8	2
Total Votes Cast	46	100.00%	<div><div></div></div>	7	37	2
Overvotes	0			0	0	0
Undervotes	0			0	0	0
Contest Totals	46			7	37	2

DEM United States Senator

Vote For 1

	TOTAL	VOTE %		Election Day	Early Voting	Mail
Royce West	46	42.99%	<div><div></div></div>	24	19	3
Mary "MJ" Hegar	61	57.01%	<div><div></div></div>	13	40	8
Total Votes Cast	107	100.00%	<div><div></div></div>	37	59	11
Overvotes	0			0	0	0
Undervotes	1			0	1	0
Contest Totals	108			37	60	11

DEM United States Representative District 3

Vote For 1

	TOTAL	VOTE %		Election Day	Early Voting	Mail
Lulu Seikaly	72	70.59%	<div><div></div></div>	28	36	8
Sean McCaffity	30	29.41%	<div><div></div></div>	7	20	3
Total Votes Cast	102	100.00%	<div><div></div></div>	35	56	11
Overvotes	0			0	0	0
Undervotes	6			2	4	0
Contest Totals	108			37	60	11

DEM Railroad Commissioner

Vote For 1

	TOTAL	VOTE %		Election Day	Early Voting	Mail
Roberto R. "Beto" Alonzo	31	32.63%	<div><div></div></div>	12	17	2
Chrysta Castañeda	64	67.37%	<div><div></div></div>	22	35	7
Total Votes Cast	95	100.00%	<div><div></div></div>	34	52	9
Overvotes	0			0	0	0
Undervotes	13			3	8	2
Contest Totals	108			37	60	11

138

Statistics

	TOTAL	Election Day	Early Voting	Mail
Registered Voters - Total	1,208			
Ballots Cast - Total	180	41	122	17
Voter Turnout - Total	14.90%			

REP District Judge, 401st Judicial District

Vote For 1

	TOTAL	VOTE %		Election Day	Early Voting	Mail
George Flint	69	82.14%	<div><div></div></div>	22	45	2
Sarah Fox	15	17.86%	<div><div></div></div>	4	11	0
Total Votes Cast	84	100.00%	<div><div></div></div>	26	56	2
Overvotes	0			0	0	0
Undervotes	0			0	0	0
Contest Totals	84			26	56	2

DEM United States Senator

Vote For 1

	TOTAL	VOTE %		Election Day	Early Voting	Mail
Royce West	34	35.79%	<div><div></div></div>	11	17	6
Mary "MJ" Hegar	61	64.21%	<div><div></div></div>	4	48	9
Total Votes Cast	95	100.00%	<div><div></div></div>	15	65	15
Overvotes	0			0	0	0
Undervotes	1			0	1	0
Contest Totals	96			15	66	15

DEM United States Representative District 3

Vote For 1

	TOTAL	VOTE %		Election Day	Early Voting	Mail
Lulu Seikaly	61	67.78%	<div><div></div></div>	10	39	12
Sean McCaffity	29	32.22%	<div><div></div></div>	4	22	3
Total Votes Cast	90	100.00%	<div><div></div></div>	14	61	15
Overvotes	0			0	0	0
Undervotes	6			1	5	0
Contest Totals	96			15	66	15

DEM Railroad Commissioner




Vote For 1

	TOTAL	VOTE %		Election Day	Early Voting	Mail
Roberto R. "Beto" Alonzo	25	30.49%	<div><div></div></div>	8	15	2
Chrysta Castañeda	57	69.51%	<div><div></div></div>	6	39	12
Total Votes Cast	82	100.00%	<div><div></div></div>	14	54	14
Overvotes	0			0	0	0
Undervotes	14			1	12	1
Contest Totals	96			15	66	15

138

DEM State Representative District 67 STATE HOUSE REP DISTRICT 67

Vote For 1

	TOTAL	VOTE %		Election Day	Early Voting	Mail
Lorenzo Sanchez	34	37.36%		8	20	6
Tom Adair	57	62.64%		6	42	9
Total Votes Cast	91	100.00%		14	62	15
Overvotes	0			0	0	0
Undervotes	5			1	4	0
Contest Totals	96			15	66	15

139

Statistics

	TOTAL	Election Day	Early Voting	Mail
Registered Voters - Total	4,287			
Ballots Cast - Total	353	119	188	46
Voter Turnout - Total	8.23%			

REP District Judge, 401st Judicial District

Vote For 1

	TOTAL	VOTE %		Election Day	Early Voting	Mail
George Flint	59	73.75%	<div><div></div></div>	19	34	6
Sarah Fox	21	26.25%	<div><div></div></div>	5	12	4
Total Votes Cast	80	100.00%	<div><div></div></div>	24	46	10
Overvotes	0			0	0	0
Undervotes	3			0	1	2
Contest Totals	83			24	47	12

DEM United States Senator

Vote For 1

	TOTAL	VOTE %		Election Day	Early Voting	Mail
Royce West	132	49.62%	<div><div></div></div>	50	67	15
Mary "MJ" Hegar	134	50.38%	<div><div></div></div>	45	70	19
Total Votes Cast	266	100.00%	<div><div></div></div>	95	137	34
Overvotes	0			0	0	0
Undervotes	4			0	4	0
Contest Totals	270			95	141	34

DEM United States Representative District 3

Vote For 1

	TOTAL	VOTE %		Election Day	Early Voting	Mail
Lulu Seikaly	158	59.40%	<div><div></div></div>	56	80	22
Sean McCaffity	108	40.60%	<div><div></div></div>	37	59	12
Total Votes Cast	266	100.00%	<div><div></div></div>	93	139	34
Overvotes	0			0	0	0
Undervotes	4			2	2	0
Contest Totals	270			95	141	34

DEM Railroad Commissioner

Vote For 1

	TOTAL	VOTE %		Election Day	Early Voting	Mail
Roberto R. "Beto" Alonzo	102	39.08%	<div><div></div></div>	37	53	12
Chrysta Castañeda	159	60.92%	<div><div></div></div>	56	83	20
Total Votes Cast	261	100.00%	<div><div></div></div>	93	136	32
Overvotes	0			0	0	0
Undervotes	9			2	5	2
Contest Totals	270			95	141	34

Summary Results Report
Primary Runoff
July 14, 2020

FINAL RESULTS
37 of 37 Vote Centers Reporting
Collin County, Texas

140

Statistics

	TOTAL	Election Day	Early Voting	Mail
Registered Voters - Total	4,621			
Ballots Cast - Total	376	137	198	41
Voter Turnout - Total	8.14%			

REP District Judge, 401st Judicial District

Vote For 1

	TOTAL	VOTE %		Election Day	Early Voting	Mail
George Flint	101	66.45%	<div><div></div></div>	41	58	2
Sarah Fox	51	33.55%	<div><div></div></div>	21	26	4
Total Votes Cast	152	100.00%	<div><div></div></div>	62	84	6
Overvotes	0			0	0	0
Undervotes	1			1	0	0
Contest Totals	153			63	84	6

DEM United States Senator

Vote For 1

	TOTAL	VOTE %		Election Day	Early Voting	Mail
Royce West	88	39.64%	<div><div></div></div>	25	52	11
Mary "MJ" Hegar	134	60.36%	<div><div></div></div>	49	61	24
Total Votes Cast	222	100.00%	<div><div></div></div>	74	113	35
Overvotes	0			0	0	0
Undervotes	1			0	1	0
Contest Totals	223			74	114	35

DEM United States Representative District 3

Vote For 1

	TOTAL	VOTE %		Election Day	Early Voting	Mail
Lulu Seikaly	122	56.22%	<div><div></div></div>	44	61	17
Sean McCaffity	95	43.78%	<div><div></div></div>	28	49	18
Total Votes Cast	217	100.00%	<div><div></div></div>	72	110	35
Overvotes	0			0	0	0
Undervotes	6			2	4	0
Contest Totals	223			74	114	35

DEM Railroad Commissioner

Vote For 1

	TOTAL	VOTE %		Election Day	Early Voting	Mail
Roberto R. "Beto" Alonzo	49	23.56%	<div><div></div></div>	19	19	11
Chrysta Castañeda	159	76.44%	<div><div></div></div>	50	86	23
Total Votes Cast	208	100.00%	<div><div></div></div>	69	105	34
Overvotes	0			0	0	0
Undervotes	15			5	9	1
Contest Totals	223			74	114	35

141

Statistics

	TOTAL	Election Day	Early Voting	Mail
Registered Voters - Total	3,113			
Ballots Cast - Total	414	161	204	49
Voter Turnout - Total	13.30%			

REP District Judge, 401st Judicial District

Vote For 1

	TOTAL	VOTE %		Election Day	Early Voting	Mail
George Flint	75	71.43%	<div><div></div></div>	35	37	3
Sarah Fox	30	28.57%	<div><div></div></div>	12	17	1
Total Votes Cast	105	100.00%	<div><div></div></div>	47	54	4
Overvotes	0			0	0	0
Undervotes	0			0	0	0
Contest Totals	105			47	54	4

DEM United States Senator

Vote For 1

	TOTAL	VOTE %		Election Day	Early Voting	Mail
Royce West	168	56.00%	<div><div></div></div>	71	70	27
Mary "MJ" Hegar	132	44.00%	<div><div></div></div>	39	76	17
Total Votes Cast	300	100.00%	<div><div></div></div>	110	146	44
Overvotes	0			0	0	0
Undervotes	9			4	4	1
Contest Totals	309			114	150	45

DEM United States Representative District 3

Vote For 1

	TOTAL	VOTE %		Election Day	Early Voting	Mail
Lulu Seikaly	184	61.54%	<div><div></div></div>	60	96	28
Sean McCaffity	115	38.46%	<div><div></div></div>	51	51	13
Total Votes Cast	299	100.00%	<div><div></div></div>	111	147	41
Overvotes	0			0	0	0
Undervotes	10			3	3	4
Contest Totals	309			114	150	45

DEM Railroad Commissioner

Vote For 1

	TOTAL	VOTE %		Election Day	Early Voting	Mail
Roberto R. "Beto" Alonzo	89	30.58%	<div><div></div></div>	41	41	7
Chrysta Castañeda	202	69.42%	<div><div></div></div>	65	102	35
Total Votes Cast	291	100.00%	<div><div></div></div>	106	143	42
Overvotes	0			0	0	0
Undervotes	18			8	7	3
Contest Totals	309			114	150	45

142

Statistics

	TOTAL	Election Day	Early Voting	Mail
Registered Voters - Total	2,876			
Ballots Cast - Total	354	107	195	52
Voter Turnout - Total	12.31%			

REP District Judge, 401st Judicial District

Vote For 1

	TOTAL	VOTE %		Election Day	Early Voting	Mail
George Flint	48	72.73%	<div><div></div></div>	22	24	2
Sarah Fox	18	27.27%	<div><div></div></div>	9	8	1
Total Votes Cast	66	100.00%	<div><div></div></div>	31	32	3
Overvotes	0			0	0	0
Undervotes	1			0	1	0
Contest Totals	67			31	33	3

DEM United States Senator

Vote For 1

	TOTAL	VOTE %		Election Day	Early Voting	Mail
Royce West	140	48.95%	<div><div></div></div>	35	77	28
Mary "MJ" Hegar	146	51.05%	<div><div></div></div>	41	84	21
Total Votes Cast	286	100.00%	<div><div></div></div>	76	161	49
Overvotes	0			0	0	0
Undervotes	1			0	1	0
Contest Totals	287			76	162	49

DEM United States Representative District 3

Vote For 1

	TOTAL	VOTE %		Election Day	Early Voting	Mail
Lulu Seikaly	191	68.70%	<div><div></div></div>	44	111	36
Sean McCaffity	87	31.30%	<div><div></div></div>	26	48	13
Total Votes Cast	278	100.00%	<div><div></div></div>	70	159	49
Overvotes	0			0	0	0
Undervotes	9			6	3	0
Contest Totals	287			76	162	49

DEM Railroad Commissioner

Vote For 1

	TOTAL	VOTE %		Election Day	Early Voting	Mail
Roberto R. "Beto" Alonzo	90	33.33%	<div><div></div></div>	29	48	13
Chrysta Castañeda	180	66.67%	<div><div></div></div>	40	106	34
Total Votes Cast	270	100.00%	<div><div></div></div>	69	154	47
Overvotes	0			0	0	0
Undervotes	17			7	8	2
Contest Totals	287			76	162	49

143

Statistics

	TOTAL	Election Day	Early Voting	Mail
Registered Voters - Total	2,009			
Ballots Cast - Total	191	63	98	30
Voter Turnout - Total	9.51%			

REP District Judge, 401st Judicial District

Vote For 1

	TOTAL	VOTE %		Election Day	Early Voting	Mail
George Flint	46	76.67%	<div><div></div></div>	25	21	0
Sarah Fox	14	23.33%	<div><div></div></div>	5	6	3
Total Votes Cast	60	100.00%	<div><div></div></div>	30	27	3
Overvotes	0			0	0	0
Undervotes	0			0	0	0
Contest Totals	60			30	27	3

DEM United States Senator

Vote For 1

	TOTAL	VOTE %		Election Day	Early Voting	Mail
Royce West	55	41.98%	<div><div></div></div>	13	31	11
Mary "MJ" Hegar	76	58.02%	<div><div></div></div>	20	40	16
Total Votes Cast	131	100.00%	<div><div></div></div>	33	71	27
Overvotes	0			0	0	0
Undervotes	0			0	0	0
Contest Totals	131			33	71	27

DEM United States Representative District 3

Vote For 1

	TOTAL	VOTE %		Election Day	Early Voting	Mail
Lulu Seikaly	84	66.67%	<div><div></div></div>	25	43	16
Sean McCaffity	42	33.33%	<div><div></div></div>	8	25	9
Total Votes Cast	126	100.00%	<div><div></div></div>	33	68	25
Overvotes	0			0	0	0
Undervotes	5			0	3	2
Contest Totals	131			33	71	27

DEM Railroad Commissioner

Vote For 1

	TOTAL	VOTE %		Election Day	Early Voting	Mail
Roberto R. "Beto" Alonzo	35	29.41%	<div><div></div></div>	15	15	5
Chrysta Castañeda	84	70.59%	<div><div></div></div>	16	51	17
Total Votes Cast	119	100.00%	<div><div></div></div>	31	66	22
Overvotes	0			0	0	0
Undervotes	12			2	5	5
Contest Totals	131			33	71	27

144

Statistics

	TOTAL	Election Day	Early Voting	Mail
Registered Voters - Total	2,699			
Ballots Cast - Total	299	87	188	24
Voter Turnout - Total	11.08%			

REP District Judge, 401st Judicial District

Vote For 1

	TOTAL	VOTE %		Election Day	Early Voting	Mail
George Flint	93	90.29%	<div><div></div></div>	23	67	3
Sarah Fox	10	9.71%	<div><div></div></div>	2	8	0
Total Votes Cast	103	100.00%	<div><div></div></div>	25	75	3
Overvotes	0			0	0	0
Undervotes	1			0	1	0
Contest Totals	104			25	76	3

DEM United States Senator

Vote For 1

	TOTAL	VOTE %		Election Day	Early Voting	Mail
Royce West	104	54.17%	<div><div></div></div>	29	66	9
Mary "MJ" Hegar	88	45.83%	<div><div></div></div>	32	44	12
Total Votes Cast	192	100.00%	<div><div></div></div>	61	110	21
Overvotes	0			0	0	0
Undervotes	3			1	2	0
Contest Totals	195			62	112	21

DEM United States Representative District 3

Vote For 1

	TOTAL	VOTE %		Election Day	Early Voting	Mail
Lulu Seikaly	111	59.36%	<div><div></div></div>	35	61	15
Sean McCaffity	76	40.64%	<div><div></div></div>	23	47	6
Total Votes Cast	187	100.00%	<div><div></div></div>	58	108	21
Overvotes	0			0	0	0
Undervotes	8			4	4	0
Contest Totals	195			62	112	21

DEM Railroad Commissioner

Vote For 1

	TOTAL	VOTE %		Election Day	Early Voting	Mail
Roberto R. "Beto" Alonzo	76	41.08%	<div><div></div></div>	25	46	5
Chrysta Castañeda	109	58.92%	<div><div></div></div>	33	60	16
Total Votes Cast	185	100.00%	<div><div></div></div>	58	106	21
Overvotes	0			0	0	0
Undervotes	10			4	6	0
Contest Totals	195			62	112	21

145

Statistics

	TOTAL	Election Day	Early Voting	Mail
Registered Voters - Total	1,616			
Ballots Cast - Total	164	58	92	14
Voter Turnout - Total	10.15%			

REP District Judge, 401st Judicial District

Vote For 1

	TOTAL	VOTE %		Election Day	Early Voting	Mail
George Flint	31	77.50%	<div><div></div></div>	13	16	2
Sarah Fox	9	22.50%	<div><div></div></div>	4	4	1
Total Votes Cast	40	100.00%	<div><div></div></div>	17	20	3
Overvotes	0			0	0	0
Undervotes	0			0	0	0
Contest Totals	40			17	20	3

DEM United States Senator

Vote For 1

	TOTAL	VOTE %		Election Day	Early Voting	Mail
Royce West	66	53.66%	<div><div></div></div>	24	39	3
Mary "MJ" Hegar	57	46.34%	<div><div></div></div>	17	32	8
Total Votes Cast	123	100.00%	<div><div></div></div>	41	71	11
Overvotes	0			0	0	0
Undervotes	1			0	1	0
Contest Totals	124			41	72	11

DEM United States Representative District 3

Vote For 1

	TOTAL	VOTE %		Election Day	Early Voting	Mail
Lulu Seikaly	69	57.02%	<div><div></div></div>	23	40	6
Sean McCaffity	52	42.98%	<div><div></div></div>	18	29	5
Total Votes Cast	121	100.00%	<div><div></div></div>	41	69	11
Overvotes	0			0	0	0
Undervotes	3			0	3	0
Contest Totals	124			41	72	11

DEM Railroad Commissioner

Vote For 1

	TOTAL	VOTE %		Election Day	Early Voting	Mail
Roberto R. "Beto" Alonzo	45	38.79%	<div><div></div></div>	17	25	3
Chrysta Castañeda	71	61.21%	<div><div></div></div>	22	41	8
Total Votes Cast	116	100.00%	<div><div></div></div>	39	66	11
Overvotes	0			0	0	0
Undervotes	8			2	6	0
Contest Totals	124			41	72	11

146

Statistics

	TOTAL	Election Day	Early Voting	Mail
Registered Voters - Total	4,711			
Ballots Cast - Total	331	129	171	31
Voter Turnout - Total	7.03%			

REP District Judge, 401st Judicial District

Vote For 1

	TOTAL	VOTE %		Election Day	Early Voting	Mail
George Flint	47	64.38%	<div><div></div></div>	22	21	4
Sarah Fox	26	35.62%	<div><div></div></div>	14	10	2
Total Votes Cast	73	100.00%	<div><div></div></div>	36	31	6
Overvotes	0			0	0	0
Undervotes	2			1	1	0
Contest Totals	75			37	32	6

DEM United States Senator

Vote For 1

	TOTAL	VOTE %		Election Day	Early Voting	Mail
Royce West	134	52.55%	<div><div></div></div>	45	77	12
Mary "MJ" Hegar	121	47.45%	<div><div></div></div>	46	62	13
Total Votes Cast	255	100.00%	<div><div></div></div>	91	139	25
Overvotes	0			0	0	0
Undervotes	1			1	0	0
Contest Totals	256			92	139	25

DEM United States Representative District 3

Vote For 1

	TOTAL	VOTE %		Election Day	Early Voting	Mail
Lulu Seikaly	142	56.35%	<div><div></div></div>	52	70	20
Sean McCaffity	110	43.65%	<div><div></div></div>	37	68	5
Total Votes Cast	252	100.00%	<div><div></div></div>	89	138	25
Overvotes	0			0	0	0
Undervotes	4			3	1	0
Contest Totals	256			92	139	25

DEM Railroad Commissioner

Vote For 1

	TOTAL	VOTE %		Election Day	Early Voting	Mail
Roberto R. "Beto" Alonzo	86	35.98%	<div><div></div></div>	32	49	5
Chrysta Castañeda	153	64.02%	<div><div></div></div>	51	83	19
Total Votes Cast	239	100.00%	<div><div></div></div>	83	132	24
Overvotes	0			0	0	0
Undervotes	17			9	7	1
Contest Totals	256			92	139	25

147

Statistics

	TOTAL	Election Day	Early Voting	Mail
Registered Voters - Total	1,872			
Ballots Cast - Total	142	57	73	12
Voter Turnout - Total	7.59%			

REP District Judge, 401st Judicial District

Vote For 1

	TOTAL	VOTE %		Election Day	Early Voting	Mail
George Flint	31	86.11%	<div><div></div></div>	12	18	1
Sarah Fox	5	13.89%	<div><div></div></div>	2	3	0
Total Votes Cast	36	100.00%	<div><div></div></div>	14	21	1
Overvotes	0			0	0	0
Undervotes	0			0	0	0
Contest Totals	36			14	21	1

DEM United States Senator

Vote For 1

	TOTAL	VOTE %		Election Day	Early Voting	Mail
Royce West	57	54.29%	<div><div></div></div>	22	30	5
Mary "MJ" Hegar	48	45.71%	<div><div></div></div>	20	22	6
Total Votes Cast	105	100.00%	<div><div></div></div>	42	52	11
Overvotes	0			0	0	0
Undervotes	1			1	0	0
Contest Totals	106			43	52	11

DEM United States Representative District 3

Vote For 1

	TOTAL	VOTE %		Election Day	Early Voting	Mail
Lulu Seikaly	63	61.16%	<div><div></div></div>	24	33	6
Sean McCaffity	40	38.84%	<div><div></div></div>	16	19	5
Total Votes Cast	103	100.00%	<div><div></div></div>	40	52	11
Overvotes	0			0	0	0
Undervotes	3			3	0	0
Contest Totals	106			43	52	11

DEM Railroad Commissioner

Vote For 1

	TOTAL	VOTE %		Election Day	Early Voting	Mail
Roberto R. "Beto" Alonzo	37	37.00%	<div><div></div></div>	14	19	4
Chrysta Castañeda	63	63.00%	<div><div></div></div>	24	32	7
Total Votes Cast	100	100.00%	<div><div></div></div>	38	51	11
Overvotes	0			0	0	0
Undervotes	6			5	1	0
Contest Totals	106			43	52	11

147

DEM State Representative District 67 STATE HOUSE REP DISTRICT 67

Vote For 1

	TOTAL	VOTE %		Election Day	Early Voting	Mail
Lorenzo Sanchez	53	52.48%	<div><div></div></div>	20	27	6
Tom Adair	48	47.52%	<div><div></div></div>	18	25	5
Total Votes Cast	101	100.00%	<div><div></div></div>	38	52	11
Overvotes	0			0	0	0
Undervotes	5			5	0	0
Contest Totals	106			43	52	11

148

Statistics

	TOTAL	Election Day	Early Voting	Mail
Registered Voters - Total	0			
Ballots Cast - Total	0	0	0	0
Voter Turnout - Total	0.00%			

REP District Judge, 401st Judicial District

Vote For 1

	TOTAL	VOTE %	Election Day	Early Voting	Mail
George Flint	0		0	0	0
Sarah Fox	0		0	0	0
Total Votes Cast	0		0	0	0
Overvotes	0		0	0	0
Undervotes	0		0	0	0
Contest Totals	0		0	0	0

DEM United States Senator

Vote For 1

	TOTAL	VOTE %	Election Day	Early Voting	Mail
Royce West	0		0	0	0
Mary "MJ" Hegar	0		0	0	0
Total Votes Cast	0		0	0	0
Overvotes	0		0	0	0
Undervotes	0		0	0	0
Contest Totals	0		0	0	0

DEM United States Representative District 3

Vote For 1

	TOTAL	VOTE %	Election Day	Early Voting	Mail
Lulu Seikaly	0		0	0	0
Sean McCaffity	0		0	0	0
Total Votes Cast	0		0	0	0
Overvotes	0		0	0	0
Undervotes	0		0	0	0
Contest Totals	0		0	0	0

DEM Railroad Commissioner

Vote For 1

	TOTAL	VOTE %	Election Day	Early Voting	Mail
Roberto R. "Beto" Alonzo	0		0	0	0
Chrysta Castañeda	0		0	0	0
Total Votes Cast	0		0	0	0
Overvotes	0		0	0	0
Undervotes	0		0	0	0
Contest Totals	0		0	0	0

149

Statistics

	TOTAL	Election Day	Early Voting	Mail
Registered Voters - Total	4,156			
Ballots Cast - Total	301	131	140	30
Voter Turnout - Total	7.24%			

REP District Judge, 401st Judicial District

Vote For 1

	TOTAL	VOTE %		Election Day	Early Voting	Mail
George Flint	66	67.35%	<div><div></div></div>	39	25	2
Sarah Fox	32	32.65%	<div><div></div></div>	14	15	3
Total Votes Cast	98	100.00%	<div><div></div></div>	53	40	5
Overvotes	0			0	0	0
Undervotes	0			0	0	0
Contest Totals	98			53	40	5

DEM United States Senator

Vote For 1

	TOTAL	VOTE %		Election Day	Early Voting	Mail
Royce West	118	58.71%	<div><div></div></div>	49	54	15
Mary "MJ" Hegar	83	41.29%	<div><div></div></div>	28	45	10
Total Votes Cast	201	100.00%	<div><div></div></div>	77	99	25
Overvotes	0			0	0	0
Undervotes	2			1	1	0
Contest Totals	203			78	100	25

DEM United States Representative District 3

Vote For 1

	TOTAL	VOTE %		Election Day	Early Voting	Mail
Lulu Seikaly	101	50.50%	<div><div></div></div>	34	53	14
Sean McCaffity	99	49.50%	<div><div></div></div>	42	46	11
Total Votes Cast	200	100.00%	<div><div></div></div>	76	99	25
Overvotes	0			0	0	0
Undervotes	3			2	1	0
Contest Totals	203			78	100	25

DEM Railroad Commissioner

Vote For 1

	TOTAL	VOTE %		Election Day	Early Voting	Mail
Roberto R. "Beto" Alonzo	79	40.51%	<div><div></div></div>	34	35	10
Chrysta Castañeda	116	59.49%	<div><div></div></div>	39	62	15
Total Votes Cast	195	100.00%	<div><div></div></div>	73	97	25
Overvotes	0			0	0	0
Undervotes	8			5	3	0
Contest Totals	203			78	100	25

150

Statistics

	TOTAL	Election Day	Early Voting	Mail
Registered Voters - Total	1,335			
Ballots Cast - Total	114	48	53	13
Voter Turnout - Total	8.54%			

REP District Judge, 401st Judicial District

Vote For 1

	TOTAL	VOTE %		Election Day	Early Voting	Mail
George Flint	3	11.54%	<div><div></div></div>	1	2	0
Sarah Fox	23	88.46%	<div><div></div></div>	11	9	3
Total Votes Cast	26	100.00%	<div><div></div></div>	12	11	3
Overvotes	0			0	0	0
Undervotes	0			0	0	0
Contest Totals	26			12	11	3

DEM United States Senator

Vote For 1

	TOTAL	VOTE %		Election Day	Early Voting	Mail
Royce West	42	47.73%	<div><div></div></div>	11	27	4
Mary "MJ" Hegar	46	52.27%	<div><div></div></div>	25	15	6
Total Votes Cast	88	100.00%	<div><div></div></div>	36	42	10
Overvotes	0			0	0	0
Undervotes	0			0	0	0
Contest Totals	88			36	42	10

DEM United States Representative District 3

Vote For 1

	TOTAL	VOTE %		Election Day	Early Voting	Mail
Lulu Seikaly	51	59.30%	<div><div></div></div>	24	19	8
Sean McCaffity	35	40.70%	<div><div></div></div>	11	22	2
Total Votes Cast	86	100.00%	<div><div></div></div>	35	41	10
Overvotes	0			0	0	0
Undervotes	2			1	1	0
Contest Totals	88			36	42	10

DEM Railroad Commissioner

Vote For 1

	TOTAL	VOTE %		Election Day	Early Voting	Mail
Roberto R. "Beto" Alonzo	23	29.49%	<div><div></div></div>	10	11	2
Chrysta Castañeda	55	70.51%	<div><div></div></div>	23	25	7
Total Votes Cast	78	100.00%	<div><div></div></div>	33	36	9
Overvotes	0			0	0	0
Undervotes	10			3	6	1
Contest Totals	88			36	42	10

151

Statistics

	TOTAL	Election Day	Early Voting	Mail
Registered Voters - Total	1,680			
Ballots Cast - Total	177	69	88	20
Voter Turnout - Total	10.54%			

REP District Judge, 401st Judicial District

Vote For 1

	TOTAL	VOTE %		Election Day	Early Voting	Mail
George Flint	30	81.08%	<div><div></div></div>	20	7	3
Sarah Fox	7	18.92%	<div><div></div></div>	3	2	2
Total Votes Cast	37	100.00%	<div><div></div></div>	23	9	5
Overvotes	0			0	0	0
Undervotes	0			0	0	0
Contest Totals	37			23	9	5

DEM United States Senator

Vote For 1

	TOTAL	VOTE %		Election Day	Early Voting	Mail
Royce West	82	59.42%	<div><div></div></div>	28	45	9
Mary "MJ" Hegar	56	40.58%	<div><div></div></div>	18	32	6
Total Votes Cast	138	100.00%	<div><div></div></div>	46	77	15
Overvotes	0			0	0	0
Undervotes	2			0	2	0
Contest Totals	140			46	79	15

DEM United States Representative District 3

Vote For 1

	TOTAL	VOTE %		Election Day	Early Voting	Mail
Lulu Seikaly	79	57.66%	<div><div></div></div>	24	41	14
Sean McCaffity	58	42.34%	<div><div></div></div>	20	37	1
Total Votes Cast	137	100.00%	<div><div></div></div>	44	78	15
Overvotes	0			0	0	0
Undervotes	3			2	1	0
Contest Totals	140			46	79	15

DEM Railroad Commissioner

Vote For 1

	TOTAL	VOTE %		Election Day	Early Voting	Mail
Roberto R. "Beto" Alonzo	53	38.69%	<div><div></div></div>	17	27	9
Chrysta Castañeda	84	61.31%	<div><div></div></div>	28	50	6
Total Votes Cast	137	100.00%	<div><div></div></div>	45	77	15
Overvotes	0			0	0	0
Undervotes	3			1	2	0
Contest Totals	140			46	79	15

152

Statistics

	TOTAL	Election Day	Early Voting	Mail
Registered Voters - Total	158			
Ballots Cast - Total	28	11	15	2
Voter Turnout - Total	17.72%			

REP District Judge, 401st Judicial District

Vote For 1

	TOTAL	VOTE %		Election Day	Early Voting	Mail
George Flint	4	66.67%	<div><div></div></div>	4	0	0
Sarah Fox	2	33.33%	<div><div></div></div>	0	2	0
Total Votes Cast	6	100.00%	<div><div></div></div>	4	2	0
Overvotes	0			0	0	0
Undervotes	0			0	0	0
Contest Totals	6			4	2	0

DEM United States Senator

Vote For 1

	TOTAL	VOTE %		Election Day	Early Voting	Mail
Royce West	6	27.27%	<div><div></div></div>	3	3	0
Mary "MJ" Hegar	16	72.73%	<div><div></div></div>	4	10	2
Total Votes Cast	22	100.00%	<div><div></div></div>	7	13	2
Overvotes	0			0	0	0
Undervotes	0			0	0	0
Contest Totals	22			7	13	2

DEM United States Representative District 3

Vote For 1

	TOTAL	VOTE %		Election Day	Early Voting	Mail
Lulu Seikaly	9	42.86%	<div><div></div></div>	2	6	1
Sean McCaffity	12	57.14%	<div><div></div></div>	5	7	0
Total Votes Cast	21	100.00%	<div><div></div></div>	7	13	1
Overvotes	0			0	0	0
Undervotes	1			0	0	1
Contest Totals	22			7	13	2

DEM Railroad Commissioner

Vote For 1

	TOTAL	VOTE %		Election Day	Early Voting	Mail
Roberto R. "Beto" Alonzo	6	30.00%	<div><div></div></div>	1	5	0
Chrysta Castañeda	14	70.00%	<div><div></div></div>	6	6	2
Total Votes Cast	20	100.00%	<div><div></div></div>	7	11	2
Overvotes	0			0	0	0
Undervotes	2			0	2	0
Contest Totals	22			7	13	2

152

DEM State Representative District 67 STATE HOUSE REP DISTRICT 67

Vote For 1

	TOTAL	VOTE %		Election Day	Early Voting	Mail
Lorenzo Sanchez	15	68.18%	<div><div></div></div>	5	8	2
Tom Adair	7	31.82%	<div><div></div></div>	2	5	0
Total Votes Cast	22	100.00%	<div><div></div></div>	7	13	2
Overvotes	0			0	0	0
Undervotes	0			0	0	0
Contest Totals	22			7	13	2

Summary Results Report
Primary Runoff
July 14, 2020

FINAL RESULTS
37 of 37 Vote Centers Reporting
Collin County, Texas

153

Statistics

	TOTAL	Election Day	Early Voting	Mail
Registered Voters - Total	4,608			
Ballots Cast - Total	340	135	160	45
Voter Turnout - Total	7.38%			

REP District Judge, 401st Judicial District

Vote For 1

	TOTAL	VOTE %		Election Day	Early Voting	Mail
George Flint	56	75.68%	<div><div></div></div>	20	31	5
Sarah Fox	18	24.32%	<div><div></div></div>	7	8	3
Total Votes Cast	74	100.00%	<div><div></div></div>	27	39	8
Overvotes	0			0	0	0
Undervotes	0			0	0	0
Contest Totals	74			27	39	8

DEM United States Senator

Vote For 1

	TOTAL	VOTE %		Election Day	Early Voting	Mail
Royce West	152	57.14%	<div><div></div></div>	57	71	24
Mary "MJ" Hegar	114	42.86%	<div><div></div></div>	51	50	13
Total Votes Cast	266	100.00%	<div><div></div></div>	108	121	37
Overvotes	0			0	0	0
Undervotes	0			0	0	0
Contest Totals	266			108	121	37

DEM Railroad Commissioner

Vote For 1

	TOTAL	VOTE %		Election Day	Early Voting	Mail
Roberto R. "Beto" Alonzo	105	41.67%	<div><div></div></div>	44	48	13
Chrysta Castañeda	147	58.33%	<div><div></div></div>	61	62	24
Total Votes Cast	252	100.00%	<div><div></div></div>	105	110	37
Overvotes	0			0	0	0
Undervotes	14			3	11	0
Contest Totals	266			108	121	37

Summary Results Report
Primary Runoff
July 14, 2020

FINAL RESULTS
37 of 37 Vote Centers Reporting
Collin County, Texas

154

Statistics

	TOTAL	Election Day	Early Voting	Mail
Registered Voters - Total	1,056			
Ballots Cast - Total	49	26	19	4
Voter Turnout - Total	4.64%			

REP District Judge, 401st Judicial District

Vote For 1

	TOTAL	VOTE %		Election Day	Early Voting	Mail
George Flint	10	45.45%	<div><div></div></div>	6	2	2
Sarah Fox	12	54.55%	<div><div></div></div>	6	6	0
Total Votes Cast	22	100.00%	<div><div></div></div>	12	8	2
Overvotes	0			0	0	0
Undervotes	0			0	0	0
Contest Totals	22			12	8	2

DEM United States Senator

Vote For 1

	TOTAL	VOTE %		Election Day	Early Voting	Mail
Royce West	13	48.15%	<div><div></div></div>	7	6	0
Mary "MJ" Hegar	14	51.85%	<div><div></div></div>	7	5	2
Total Votes Cast	27	100.00%	<div><div></div></div>	14	11	2
Overvotes	0			0	0	0
Undervotes	0			0	0	0
Contest Totals	27			14	11	2

DEM Railroad Commissioner

Vote For 1

	TOTAL	VOTE %		Election Day	Early Voting	Mail
Roberto R. "Beto" Alonzo	5	18.52%	<div><div></div></div>	2	3	0
Chrysta Castañeda	22	81.48%	<div><div></div></div>	12	8	2
Total Votes Cast	27	100.00%	<div><div></div></div>	14	11	2
Overvotes	0			0	0	0
Undervotes	0			0	0	0
Contest Totals	27			14	11	2

155

Statistics

	TOTAL	Election Day	Early Voting	Mail
Registered Voters - Total	2,666			
Ballots Cast - Total	236	94	109	33
Voter Turnout - Total	8.85%			

REP District Judge, 401st Judicial District

Vote For 1

	TOTAL	VOTE %		Election Day	Early Voting	Mail
George Flint	49	76.56%	<div><div></div></div>	25	19	5
Sarah Fox	15	23.44%	<div><div></div></div>	13	1	1
Total Votes Cast	64	100.00%	<div><div></div></div>	38	20	6
Overvotes	0			0	0	0
Undervotes	0			0	0	0
Contest Totals	64			38	20	6

DEM United States Senator

Vote For 1

	TOTAL	VOTE %		Election Day	Early Voting	Mail
Royce West	83	48.26%	<div><div></div></div>	25	47	11
Mary "MJ" Hegar	89	51.74%	<div><div></div></div>	31	42	16
Total Votes Cast	172	100.00%	<div><div></div></div>	56	89	27
Overvotes	0			0	0	0
Undervotes	0			0	0	0
Contest Totals	172			56	89	27

DEM United States Representative District 3

Vote For 1

	TOTAL	VOTE %		Election Day	Early Voting	Mail
Lulu Seikaly	103	60.59%	<div><div></div></div>	29	52	22
Sean McCaffity	67	39.41%	<div><div></div></div>	27	36	4
Total Votes Cast	170	100.00%	<div><div></div></div>	56	88	26
Overvotes	0			0	0	0
Undervotes	2			0	1	1
Contest Totals	172			56	89	27

DEM Railroad Commissioner

Vote For 1

	TOTAL	VOTE %		Election Day	Early Voting	Mail
Roberto R. "Beto" Alonzo	72	43.11%	<div><div></div></div>	20	45	7
Chrysta Castañeda	95	56.89%	<div><div></div></div>	35	42	18
Total Votes Cast	167	100.00%	<div><div></div></div>	55	87	25
Overvotes	0			0	0	0
Undervotes	5			1	2	2
Contest Totals	172			56	89	27

156

Statistics

	TOTAL	Election Day	Early Voting	Mail
Registered Voters - Total	3,490			
Ballots Cast - Total	279	89	158	32
Voter Turnout - Total	7.99%			

REP District Judge, 401st Judicial District

Vote For 1

	TOTAL	VOTE %		Election Day	Early Voting	Mail
George Flint	63	73.26%	<div><div></div></div>	22	40	1
Sarah Fox	23	26.74%	<div><div></div></div>	13	9	1
Total Votes Cast	86	100.00%	<div><div></div></div>	35	49	2
Overvotes	0			0	0	0
Undervotes	0			0	0	0
Contest Totals	86			35	49	2

DEM United States Senator

Vote For 1

	TOTAL	VOTE %		Election Day	Early Voting	Mail
Royce West	93	48.19%	<div><div></div></div>	22	55	16
Mary "MJ" Hegar	100	51.81%	<div><div></div></div>	32	54	14
Total Votes Cast	193	100.00%	<div><div></div></div>	54	109	30
Overvotes	0			0	0	0
Undervotes	0			0	0	0
Contest Totals	193			54	109	30

DEM United States Representative District 3

Vote For 1

	TOTAL	VOTE %		Election Day	Early Voting	Mail
Lulu Seikaly	119	63.30%	<div><div></div></div>	30	69	20
Sean McCaffity	69	36.70%	<div><div></div></div>	21	38	10
Total Votes Cast	188	100.00%	<div><div></div></div>	51	107	30
Overvotes	0			0	0	0
Undervotes	5			3	2	0
Contest Totals	193			54	109	30

DEM Railroad Commissioner

Vote For 1

	TOTAL	VOTE %		Election Day	Early Voting	Mail
Roberto R. "Beto" Alonzo	58	31.35%	<div><div></div></div>	15	37	6
Chrysta Castañeda	127	68.65%	<div><div></div></div>	34	70	23
Total Votes Cast	185	100.00%	<div><div></div></div>	49	107	29
Overvotes	0			0	0	0
Undervotes	8			5	2	1
Contest Totals	193			54	109	30

157

Statistics

	TOTAL	Election Day	Early Voting	Mail
Registered Voters - Total	3,758			
Ballots Cast - Total	315	110	179	26
Voter Turnout - Total	8.38%			

REP District Judge, 401st Judicial District

Vote For 1

	TOTAL	VOTE %		Election Day	Early Voting	Mail
George Flint	58	73.42%	<div><div></div></div>	26	30	2
Sarah Fox	21	26.58%	<div><div></div></div>	6	11	4
Total Votes Cast	79	100.00%	<div><div></div></div>	32	41	6
Overvotes	0			0	0	0
Undervotes	0			0	0	0
Contest Totals	79			32	41	6

DEM United States Senator

Vote For 1

	TOTAL	VOTE %		Election Day	Early Voting	Mail
Royce West	110	47.01%	<div><div></div></div>	37	67	6
Mary "MJ" Hegar	124	52.99%	<div><div></div></div>	40	70	14
Total Votes Cast	234	100.00%	<div><div></div></div>	77	137	20
Overvotes	0			0	0	0
Undervotes	2			1	1	0
Contest Totals	236			78	138	20

DEM United States Representative District 3

Vote For 1

	TOTAL	VOTE %		Election Day	Early Voting	Mail
Lulu Seikaly	118	51.08%	<div><div></div></div>	34	69	15
Sean McCaffity	113	48.92%	<div><div></div></div>	41	67	5
Total Votes Cast	231	100.00%	<div><div></div></div>	75	136	20
Overvotes	0			0	0	0
Undervotes	5			3	2	0
Contest Totals	236			78	138	20

DEM Railroad Commissioner

Vote For 1

	TOTAL	VOTE %		Election Day	Early Voting	Mail
Roberto R. "Beto" Alonzo	84	37.84%	<div><div></div></div>	36	44	4
Chrysta Castañeda	138	62.16%	<div><div></div></div>	36	87	15
Total Votes Cast	222	100.00%	<div><div></div></div>	72	131	19
Overvotes	0			0	0	0
Undervotes	14			6	7	1
Contest Totals	236			78	138	20

157

DEM State Representative District 67 STATE HOUSE REP DISTRICT 67

Vote For 1

	TOTAL	VOTE %		Election Day	Early Voting	Mail
Lorenzo Sanchez	137	58.80%	<div><div></div></div>	46	85	6
Tom Adair	96	41.20%	<div><div></div></div>	32	51	13
Total Votes Cast	233	100.00%	<div><div></div></div>	78	136	19
Overvotes	0			0	0	0
Undervotes	3			0	2	1
Contest Totals	236			78	138	20

158

Statistics

	TOTAL	Election Day	Early Voting	Mail
Registered Voters - Total	2,614			
Ballots Cast - Total	227	81	125	21
Voter Turnout - Total	8.68%			

REP District Judge, 401st Judicial District

Vote For 1

	TOTAL	VOTE %		Election Day	Early Voting	Mail
George Flint	31	70.45%	<div><div></div></div>	17	14	0
Sarah Fox	13	29.55%	<div><div></div></div>	6	7	0
Total Votes Cast	44	100.00%	<div><div></div></div>	23	21	0
Overvotes	0			0	0	0
Undervotes	0			0	0	0
Contest Totals	44			23	21	0

DEM United States Senator

Vote For 1

	TOTAL	VOTE %		Election Day	Early Voting	Mail
Royce West	111	60.66%	<div><div></div></div>	33	65	13
Mary "MJ" Hegar	72	39.34%	<div><div></div></div>	25	39	8
Total Votes Cast	183	100.00%	<div><div></div></div>	58	104	21
Overvotes	0			0	0	0
Undervotes	0			0	0	0
Contest Totals	183			58	104	21

DEM United States Representative District 3

Vote For 1

	TOTAL	VOTE %		Election Day	Early Voting	Mail
Lulu Seikaly	125	68.68%	<div><div></div></div>	44	66	15
Sean McCaffity	57	31.32%	<div><div></div></div>	13	38	6
Total Votes Cast	182	100.00%	<div><div></div></div>	57	104	21
Overvotes	0			0	0	0
Undervotes	1			1	0	0
Contest Totals	183			58	104	21

DEM Railroad Commissioner

Vote For 1

	TOTAL	VOTE %		Election Day	Early Voting	Mail
Roberto R. "Beto" Alonzo	77	44.00%	<div><div></div></div>	29	41	7
Chrysta Castañeda	98	56.00%	<div><div></div></div>	27	59	12
Total Votes Cast	175	100.00%	<div><div></div></div>	56	100	19
Overvotes	0			0	0	0
Undervotes	8			2	4	2
Contest Totals	183			58	104	21

Summary Results Report
Primary Runoff
July 14, 2020

FINAL RESULTS
37 of 37 Vote Centers Reporting
Collin County, Texas

159

Statistics

	TOTAL	Election Day	Early Voting	Mail
Registered Voters - Total	3,153			
Ballots Cast - Total	197	77	102	18
Voter Turnout - Total	6.25%			

REP District Judge, 401st Judicial District

Vote For 1

	TOTAL	VOTE %		Election Day	Early Voting	Mail
George Flint	25	80.65%	<div><div></div></div>	14	11	0
Sarah Fox	6	19.35%	<div><div></div></div>	1	4	1
Total Votes Cast	31	100.00%	<div><div></div></div>	15	15	1
Overvotes	0			0	0	0
Undervotes	0			0	0	0
Contest Totals	31			15	15	1

DEM United States Senator

Vote For 1

	TOTAL	VOTE %		Election Day	Early Voting	Mail
Royce West	105	63.64%	<div><div></div></div>	37	57	11
Mary "MJ" Hegar	60	36.36%	<div><div></div></div>	25	30	5
Total Votes Cast	165	100.00%	<div><div></div></div>	62	87	16
Overvotes	0			0	0	0
Undervotes	1			0	0	1
Contest Totals	166			62	87	17

DEM Railroad Commissioner

Vote For 1

	TOTAL	VOTE %		Election Day	Early Voting	Mail
Roberto R. "Beto" Alonzo	71	43.56%	<div><div></div></div>	24	43	4
Chrysta Castañeda	92	56.44%	<div><div></div></div>	38	42	12
Total Votes Cast	163	100.00%	<div><div></div></div>	62	85	16
Overvotes	0			0	0	0
Undervotes	3			0	2	1
Contest Totals	166			62	87	17

Summary Results Report
Primary Runoff
July 14, 2020

FINAL RESULTS
37 of 37 Vote Centers Reporting
Collin County, Texas

160

Statistics

	TOTAL	Election Day	Early Voting	Mail
Registered Voters - Total	354			
Ballots Cast - Total	14	7	3	4
Voter Turnout - Total	3.95%			

REP District Judge, 401st Judicial District

Vote For 1

	TOTAL	VOTE %		Election Day	Early Voting	Mail
George Flint	5	50.00%	<div><div></div></div>	4	1	0
Sarah Fox	5	50.00%	<div><div></div></div>	3	2	0
Total Votes Cast	10	100.00%	<div><div></div></div>	7	3	0
Overvotes	0			0	0	0
Undervotes	0			0	0	0
Contest Totals	10			7	3	0

DEM United States Senator

Vote For 1

	TOTAL	VOTE %		Election Day	Early Voting	Mail
Royce West	0	0.00%	<div><div></div></div>	0	0	0
Mary "MJ" Hegar	4	100.00%	<div><div></div></div>	0	0	4
Total Votes Cast	4	100.00%	<div><div></div></div>	0	0	4
Overvotes	0			0	0	0
Undervotes	0			0	0	0
Contest Totals	4			0	0	4

DEM Railroad Commissioner

Vote For 1

	TOTAL	VOTE %		Election Day	Early Voting	Mail
Roberto R. "Beto" Alonzo	0	0.00%	<div><div></div></div>	0	0	0
Chrysta Castañeda	3	100.00%	<div><div></div></div>	0	0	3
Total Votes Cast	3	100.00%	<div><div></div></div>	0	0	3
Overvotes	0			0	0	0
Undervotes	1			0	0	1
Contest Totals	4			0	0	4

Summary Results Report
Primary Runoff
July 14, 2020

FINAL RESULTS
37 of 37 Vote Centers Reporting
Collin County, Texas

161

Statistics

	TOTAL	Election Day	Early Voting	Mail
Registered Voters - Total	290			
Ballots Cast - Total	10	1	5	4
Voter Turnout - Total	3.45%			

REP District Judge, 401st Judicial District

Vote For 1

	TOTAL	VOTE %		Election Day	Early Voting	Mail
George Flint	2	66.67%	<div><div></div></div>	1	1	0
Sarah Fox	1	33.33%	<div><div></div></div>	0	1	0
Total Votes Cast	3	100.00%	<div><div></div></div>	1	2	0
Overvotes	0			0	0	0
Undervotes	0			0	0	0
Contest Totals	3			1	2	0

DEM United States Senator

Vote For 1

	TOTAL	VOTE %		Election Day	Early Voting	Mail
Royce West	6	85.71%	<div><div></div></div>	0	3	3
Mary "MJ" Hegar	1	14.29%	<div><div></div></div>	0	0	1
Total Votes Cast	7	100.00%	<div><div></div></div>	0	3	4
Overvotes	0			0	0	0
Undervotes	0			0	0	0
Contest Totals	7			0	3	4

DEM Railroad Commissioner

Vote For 1

	TOTAL	VOTE %		Election Day	Early Voting	Mail
Roberto R. "Beto" Alonzo	0	0.00%	<div><div></div></div>	0	0	0
Chrysta Castañeda	7	100.00%	<div><div></div></div>	0	3	4
Total Votes Cast	7	100.00%	<div><div></div></div>	0	3	4
Overvotes	0			0	0	0
Undervotes	0			0	0	0
Contest Totals	7			0	3	4

Summary Results Report
Primary Runoff
July 14, 2020

FINAL RESULTS
37 of 37 Vote Centers Reporting
Collin County, Texas

162

Statistics

	TOTAL	Election Day	Early Voting	Mail
Registered Voters - Total	272			
Ballots Cast - Total	14	11	3	0
Voter Turnout - Total	5.15%			

REP District Judge, 401st Judicial District

Vote For 1

	TOTAL	VOTE %		Election Day	Early Voting	Mail
George Flint	9	100.00%	<div><div></div></div>	9	0	0
Sarah Fox	0	0.00%	<div><div></div></div>	0	0	0
Total Votes Cast	9	100.00%	<div><div></div></div>	9	0	0
Overvotes	0			0	0	0
Undervotes	0			0	0	0
Contest Totals	9			9	0	0

DEM United States Senator

Vote For 1

	TOTAL	VOTE %		Election Day	Early Voting	Mail
Royce West	3	60.00%	<div><div></div></div>	0	3	0
Mary "MJ" Hegar	2	40.00%	<div><div></div></div>	2	0	0
Total Votes Cast	5	100.00%	<div><div></div></div>	2	3	0
Overvotes	0			0	0	0
Undervotes	0			0	0	0
Contest Totals	5			2	3	0

DEM Railroad Commissioner

Vote For 1

	TOTAL	VOTE %		Election Day	Early Voting	Mail
Roberto R. "Beto" Alonzo	2	40.00%	<div><div></div></div>	0	2	0
Chrysta Castañeda	3	60.00%	<div><div></div></div>	2	1	0
Total Votes Cast	5	100.00%	<div><div></div></div>	2	3	0
Overvotes	0			0	0	0
Undervotes	0			0	0	0
Contest Totals	5			2	3	0

163

Statistics

	TOTAL	Election Day	Early Voting	Mail
Registered Voters - Total	4,491			
Ballots Cast - Total	415	155	217	43
Voter Turnout - Total	9.24%			

REP District Judge, 401st Judicial District

Vote For 1

	TOTAL	VOTE %		Election Day	Early Voting	Mail
George Flint	71	62.28%	<div><div></div></div>	25	39	7
Sarah Fox	43	37.72%	<div><div></div></div>	14	24	5
Total Votes Cast	114	100.00%	<div><div></div></div>	39	63	12
Overvotes	0			0	0	0
Undervotes	0			0	0	0
Contest Totals	114			39	63	12

DEM United States Senator

Vote For 1

	TOTAL	VOTE %		Election Day	Early Voting	Mail
Royce West	162	54.18%	<div><div></div></div>	72	77	13
Mary "MJ" Hegar	137	45.82%	<div><div></div></div>	44	75	18
Total Votes Cast	299	100.00%	<div><div></div></div>	116	152	31
Overvotes	0			0	0	0
Undervotes	2			0	2	0
Contest Totals	301			116	154	31

DEM United States Representative District 3

Vote For 1

	TOTAL	VOTE %		Election Day	Early Voting	Mail
Lulu Seikaly	191	64.97%	<div><div></div></div>	73	100	18
Sean McCaffity	103	35.03%	<div><div></div></div>	41	49	13
Total Votes Cast	294	100.00%	<div><div></div></div>	114	149	31
Overvotes	0			0	0	0
Undervotes	7			2	5	0
Contest Totals	301			116	154	31

DEM Railroad Commissioner

Vote For 1

	TOTAL	VOTE %		Election Day	Early Voting	Mail
Roberto R. "Beto" Alonzo	110	38.46%	<div><div></div></div>	51	50	9
Chrysta Castañeda	176	61.54%	<div><div></div></div>	59	95	22
Total Votes Cast	286	100.00%	<div><div></div></div>	110	145	31
Overvotes	0			0	0	0
Undervotes	15			6	9	0
Contest Totals	301			116	154	31

164

Statistics

	TOTAL	Election Day	Early Voting	Mail
Registered Voters - Total	1,440			
Ballots Cast - Total	379	16	62	301
Voter Turnout - Total	26.32%			

REP District Judge, 401st Judicial District

Vote For 1

	TOTAL	VOTE %		Election Day	Early Voting	Mail
George Flint	104	56.83%	<div><div></div></div>	4	23	77
Sarah Fox	79	43.17%	<div><div></div></div>	0	4	75
Total Votes Cast	183	100.00%	<div><div></div></div>	4	27	152
Overvotes	0			0	0	0
Undervotes	6			0	0	6
Contest Totals	189			4	27	158

DEM United States Senator

Vote For 1

	TOTAL	VOTE %		Election Day	Early Voting	Mail
Royce West	77	40.74%	<div><div></div></div>	7	15	55
Mary "MJ" Hegar	112	59.26%	<div><div></div></div>	5	19	88
Total Votes Cast	189	100.00%	<div><div></div></div>	12	34	143
Overvotes	0			0	0	0
Undervotes	1			0	1	0
Contest Totals	190			12	35	143

DEM United States Representative District 3

Vote For 1

	TOTAL	VOTE %		Election Day	Early Voting	Mail
Lulu Seikaly	116	63.74%	<div><div></div></div>	11	23	82
Sean McCaffity	66	36.26%	<div><div></div></div>	1	11	54
Total Votes Cast	182	100.00%	<div><div></div></div>	12	34	136
Overvotes	0			0	0	0
Undervotes	8			0	1	7
Contest Totals	190			12	35	143

DEM Railroad Commissioner

Vote For 1

	TOTAL	VOTE %		Election Day	Early Voting	Mail
Roberto R. "Beto" Alonzo	43	24.43%	<div><div></div></div>	7	5	31
Chrysta Castañeda	133	75.57%	<div><div></div></div>	5	28	100
Total Votes Cast	176	100.00%	<div><div></div></div>	12	33	131
Overvotes	0			0	0	0
Undervotes	14			0	2	12
Contest Totals	190			12	35	143

164

DEM State Representative District 67 STATE HOUSE REP DISTRICT 67

Vote For 1

	TOTAL	VOTE %		Election Day	Early Voting	Mail
Lorenzo Sanchez	72	39.78%	<div><div></div></div>	7	19	46
Tom Adair	109	60.22%	<div><div></div></div>	5	14	90
Total Votes Cast	181	100.00%	<div><div></div></div>	12	33	136
Overvotes	0			0	0	0
Undervotes	9			0	2	7
Contest Totals	190			12	35	143

165

Statistics

	TOTAL	Election Day	Early Voting	Mail
Registered Voters - Total	894			
Ballots Cast - Total	83	33	41	9
Voter Turnout - Total	9.28%			

REP District Judge, 401st Judicial District

Vote For 1

	TOTAL	VOTE %		Election Day	Early Voting	Mail
George Flint	10	71.43%	<div><div></div></div>	5	3	2
Sarah Fox	4	28.57%	<div><div></div></div>	0	3	1
Total Votes Cast	14	100.00%	<div><div></div></div>	5	6	3
Overvotes	0			0	0	0
Undervotes	0			0	0	0
Contest Totals	14			5	6	3

DEM United States Senator

Vote For 1

	TOTAL	VOTE %		Election Day	Early Voting	Mail
Royce West	43	63.24%	<div><div></div></div>	14	28	1
Mary "MJ" Hegar	25	36.76%	<div><div></div></div>	14	6	5
Total Votes Cast	68	100.00%	<div><div></div></div>	28	34	6
Overvotes	0			0	0	0
Undervotes	1			0	1	0
Contest Totals	69			28	35	6

DEM United States Representative District 3

Vote For 1

	TOTAL	VOTE %		Election Day	Early Voting	Mail
Lulu Seikaly	36	56.25%	<div><div></div></div>	12	22	2
Sean McCaffity	28	43.75%	<div><div></div></div>	12	12	4
Total Votes Cast	64	100.00%	<div><div></div></div>	24	34	6
Overvotes	0			0	0	0
Undervotes	5			4	1	0
Contest Totals	69			28	35	6

DEM Railroad Commissioner

Vote For 1

	TOTAL	VOTE %		Election Day	Early Voting	Mail
Roberto R. "Beto" Alonzo	25	42.37%	<div><div></div></div>	11	11	3
Chrysta Castañeda	34	57.63%	<div><div></div></div>	10	21	3
Total Votes Cast	59	100.00%	<div><div></div></div>	21	32	6
Overvotes	0			0	0	0
Undervotes	10			7	3	0
Contest Totals	69			28	35	6

166

Statistics

	TOTAL	Election Day	Early Voting	Mail
Registered Voters - Total	3,845			
Ballots Cast - Total	345	149	185	11
Voter Turnout - Total	8.97%			

REP District Judge, 401st Judicial District

Vote For 1

	TOTAL	VOTE %		Election Day	Early Voting	Mail
George Flint	62	70.45%	<div><div></div></div>	41	21	0
Sarah Fox	26	29.55%	<div><div></div></div>	13	12	1
Total Votes Cast	88	100.00%	<div><div></div></div>	54	33	1
Overvotes	0			0	0	0
Undervotes	2			1	0	1
Contest Totals	90			55	33	2

DEM United States Senator

Vote For 1

	TOTAL	VOTE %		Election Day	Early Voting	Mail
Royce West	156	61.66%	<div><div></div></div>	59	93	4
Mary "MJ" Hegar	97	38.34%	<div><div></div></div>	34	58	5
Total Votes Cast	253	100.00%	<div><div></div></div>	93	151	9
Overvotes	0			0	0	0
Undervotes	2			1	1	0
Contest Totals	255			94	152	9

DEM United States Representative District 3

Vote For 1

	TOTAL	VOTE %		Election Day	Early Voting	Mail
Lulu Seikaly	148	60.41%	<div><div></div></div>	56	86	6
Sean McCaffity	97	39.59%	<div><div></div></div>	35	59	3
Total Votes Cast	245	100.00%	<div><div></div></div>	91	145	9
Overvotes	0			0	0	0
Undervotes	10			3	7	0
Contest Totals	255			94	152	9

DEM Railroad Commissioner

Vote For 1

	TOTAL	VOTE %		Election Day	Early Voting	Mail
Roberto R. "Beto" Alonzo	119	51.07%	<div><div></div></div>	44	74	1
Chrysta Castañeda	114	48.93%	<div><div></div></div>	43	63	8
Total Votes Cast	233	100.00%	<div><div></div></div>	87	137	9
Overvotes	0			0	0	0
Undervotes	22			7	15	0
Contest Totals	255			94	152	9

167

Statistics

	TOTAL	Election Day	Early Voting	Mail
Registered Voters - Total	4,628			
Ballots Cast - Total	497	155	285	57
Voter Turnout - Total	10.74%			

REP District Judge, 401st Judicial District

Vote For 1

	TOTAL	VOTE %		Election Day	Early Voting	Mail
George Flint	80	74.07%	<div><div></div></div>	28	48	4
Sarah Fox	28	25.93%	<div><div></div></div>	5	23	0
Total Votes Cast	108	100.00%	<div><div></div></div>	33	71	4
Overvotes	0			0	0	0
Undervotes	1			0	1	0
Contest Totals	109			33	72	4

DEM United States Senator

Vote For 1

	TOTAL	VOTE %		Election Day	Early Voting	Mail
Royce West	193	50.13%	<div><div></div></div>	64	110	19
Mary "MJ" Hegar	192	49.87%	<div><div></div></div>	58	101	33
Total Votes Cast	385	100.00%	<div><div></div></div>	122	211	52
Overvotes	0			0	0	0
Undervotes	3			0	2	1
Contest Totals	388			122	213	53

DEM United States Representative District 3

Vote For 1

	TOTAL	VOTE %		Election Day	Early Voting	Mail
Lulu Seikaly	236	61.46%	<div><div></div></div>	75	125	36
Sean McCaffity	148	38.54%	<div><div></div></div>	45	86	17
Total Votes Cast	384	100.00%	<div><div></div></div>	120	211	53
Overvotes	0			0	0	0
Undervotes	4			2	2	0
Contest Totals	388			122	213	53

DEM Railroad Commissioner

Vote For 1

	TOTAL	VOTE %		Election Day	Early Voting	Mail
Roberto R. "Beto" Alonzo	138	37.20%	<div><div></div></div>	58	70	10
Chrysta Castañeda	233	62.80%	<div><div></div></div>	56	137	40
Total Votes Cast	371	100.00%	<div><div></div></div>	114	207	50
Overvotes	0			0	0	0
Undervotes	17			8	6	3
Contest Totals	388			122	213	53

168

Statistics

	TOTAL	Election Day	Early Voting	Mail
Registered Voters - Total	1,882			
Ballots Cast - Total	158	60	91	7
Voter Turnout - Total	8.40%			

REP District Judge, 401st Judicial District

Vote For 1

	TOTAL	VOTE %		Election Day	Early Voting	Mail
George Flint	38	84.44%	<div><div></div></div>	15	23	0
Sarah Fox	7	15.56%	<div><div></div></div>	3	2	2
Total Votes Cast	45	100.00%	<div><div></div></div>	18	25	2
Overvotes	0			0	0	0
Undervotes	0			0	0	0
Contest Totals	45			18	25	2

DEM United States Senator

Vote For 1

	TOTAL	VOTE %		Election Day	Early Voting	Mail
Royce West	44	41.12%	<div><div></div></div>	16	28	0
Mary "MJ" Hegar	63	58.88%	<div><div></div></div>	24	34	5
Total Votes Cast	107	100.00%	<div><div></div></div>	40	62	5
Overvotes	0			0	0	0
Undervotes	6			2	4	0
Contest Totals	113			42	66	5

DEM United States Representative District 3

Vote For 1

	TOTAL	VOTE %		Election Day	Early Voting	Mail
Lulu Seikaly	50	44.64%	<div><div></div></div>	18	29	3
Sean McCaffity	62	55.36%	<div><div></div></div>	23	37	2
Total Votes Cast	112	100.00%	<div><div></div></div>	41	66	5
Overvotes	0			0	0	0
Undervotes	1			1	0	0
Contest Totals	113			42	66	5

DEM Railroad Commissioner

Vote For 1

	TOTAL	VOTE %		Election Day	Early Voting	Mail
Roberto R. "Beto" Alonzo	30	29.70%	<div><div></div></div>	11	19	0
Chrysta Castañeda	71	70.30%	<div><div></div></div>	27	39	5
Total Votes Cast	101	100.00%	<div><div></div></div>	38	58	5
Overvotes	0			0	0	0
Undervotes	12			4	8	0
Contest Totals	113			42	66	5

169

Statistics

	TOTAL	Election Day	Early Voting	Mail
Registered Voters - Total	3,002			
Ballots Cast - Total	233	102	114	17
Voter Turnout - Total	7.76%			

REP District Judge, 401st Judicial District

Vote For 1

	TOTAL	VOTE %		Election Day	Early Voting	Mail
George Flint	35	70.00%	<div><div></div></div>	20	15	0
Sarah Fox	15	30.00%	<div><div></div></div>	6	9	0
Total Votes Cast	50	100.00%	<div><div></div></div>	26	24	0
Overvotes	0			0	0	0
Undervotes	0			0	0	0
Contest Totals	50			26	24	0

DEM United States Senator

Vote For 1

	TOTAL	VOTE %		Election Day	Early Voting	Mail
Royce West	91	49.73%	<div><div></div></div>	40	43	8
Mary "MJ" Hegar	92	50.27%	<div><div></div></div>	36	47	9
Total Votes Cast	183	100.00%	<div><div></div></div>	76	90	17
Overvotes	0			0	0	0
Undervotes	0			0	0	0
Contest Totals	183			76	90	17

DEM United States Representative District 3

Vote For 1

	TOTAL	VOTE %		Election Day	Early Voting	Mail
Lulu Seikaly	119	65.75%	<div><div></div></div>	57	53	9
Sean McCaffity	62	34.25%	<div><div></div></div>	17	37	8
Total Votes Cast	181	100.00%	<div><div></div></div>	74	90	17
Overvotes	0			0	0	0
Undervotes	2			2	0	0
Contest Totals	183			76	90	17

DEM Railroad Commissioner

Vote For 1

	TOTAL	VOTE %		Election Day	Early Voting	Mail
Roberto R. "Beto" Alonzo	59	33.15%	<div><div></div></div>	24	29	6
Chrysta Castañeda	119	66.85%	<div><div></div></div>	47	61	11
Total Votes Cast	178	100.00%	<div><div></div></div>	71	90	17
Overvotes	0			0	0	0
Undervotes	5			5	0	0
Contest Totals	183			76	90	17

Summary Results Report
Primary Runoff
July 14, 2020

FINAL RESULTS
37 of 37 Vote Centers Reporting
Collin County, Texas

170

Statistics

	TOTAL	Election Day	Early Voting	Mail
Registered Voters - Total	1,754			
Ballots Cast - Total	96	41	43	12
Voter Turnout - Total	5.47%			

REP District Judge, 401st Judicial District

Vote For 1

	TOTAL	VOTE %		Election Day	Early Voting	Mail
George Flint	21	75.00%	<div><div></div></div>	15	6	0
Sarah Fox	7	25.00%	<div><div></div></div>	3	4	0
Total Votes Cast	28	100.00%	<div><div></div></div>	18	10	0
Overvotes	0			0	0	0
Undervotes	0			0	0	0
Contest Totals	28			18	10	0

DEM United States Senator

Vote For 1

	TOTAL	VOTE %		Election Day	Early Voting	Mail
Royce West	29	42.65%	<div><div></div></div>	7	20	2
Mary "MJ" Hegar	39	57.35%	<div><div></div></div>	16	13	10
Total Votes Cast	68	100.00%	<div><div></div></div>	23	33	12
Overvotes	0			0	0	0
Undervotes	0			0	0	0
Contest Totals	68			23	33	12

DEM Railroad Commissioner

Vote For 1

	TOTAL	VOTE %		Election Day	Early Voting	Mail
Roberto R. "Beto" Alonzo	26	42.62%	<div><div></div></div>	4	14	8
Chrysta Castañeda	35	57.38%	<div><div></div></div>	16	16	3
Total Votes Cast	61	100.00%	<div><div></div></div>	20	30	11
Overvotes	0			0	0	0
Undervotes	7			3	3	1
Contest Totals	68			23	33	12

171

Statistics

	TOTAL	Election Day	Early Voting	Mail
Registered Voters - Total	5,294			
Ballots Cast - Total	511	164	274	73
Voter Turnout - Total	9.65%			

REP District Judge, 401st Judicial District

Vote For 1

	TOTAL	VOTE %		Election Day	Early Voting	Mail
George Flint	124	68.89%	<div><div></div></div>	40	70	14
Sarah Fox	56	31.11%	<div><div></div></div>	21	28	7
Total Votes Cast	180	100.00%	<div><div></div></div>	61	98	21
Overvotes	0			0	0	0
Undervotes	1			0	0	1
Contest Totals	181			61	98	22

DEM United States Senator

Vote For 1

	TOTAL	VOTE %		Election Day	Early Voting	Mail
Royce West	159	49.07%	<div><div></div></div>	43	90	26
Mary "MJ" Hegar	165	50.93%	<div><div></div></div>	57	84	24
Total Votes Cast	324	100.00%	<div><div></div></div>	100	174	50
Overvotes	0			0	0	0
Undervotes	6			3	2	1
Contest Totals	330			103	176	51

DEM United States Representative District 3

Vote For 1

	TOTAL	VOTE %		Election Day	Early Voting	Mail
Lulu Seikaly	203	63.64%	<div><div></div></div>	60	109	34
Sean McCaffity	116	36.36%	<div><div></div></div>	36	63	17
Total Votes Cast	319	100.00%	<div><div></div></div>	96	172	51
Overvotes	0			0	0	0
Undervotes	11			7	4	0
Contest Totals	330			103	176	51

DEM Railroad Commissioner

Vote For 1

	TOTAL	VOTE %		Election Day	Early Voting	Mail
Roberto R. "Beto" Alonzo	100	32.68%	<div><div></div></div>	36	49	15
Chrysta Castañeda	206	67.32%	<div><div></div></div>	58	116	32
Total Votes Cast	306	100.00%	<div><div></div></div>	94	165	47
Overvotes	0			0	0	0
Undervotes	24			9	11	4
Contest Totals	330			103	176	51

171

DEM State Representative District 67 STATE HOUSE REP DISTRICT 67

Vote For 1

	TOTAL	VOTE %		Election Day	Early Voting	Mail
Lorenzo Sanchez	169	52.32%	<div><div></div></div>	63	86	20
Tom Adair	154	47.68%	<div><div></div></div>	36	89	29
Total Votes Cast	323	100.00%	<div><div></div></div>	99	175	49
Overvotes	0			0	0	0
Undervotes	7			4	1	2
Contest Totals	330			103	176	51

172

Statistics

	TOTAL	Election Day	Early Voting	Mail
Registered Voters - Total	3,645			
Ballots Cast - Total	200	123	54	23
Voter Turnout - Total	5.49%			

REP District Judge, 401st Judicial District

Vote For 1

	TOTAL	VOTE %		Election Day	Early Voting	Mail
George Flint	61	77.22%	<div><div></div></div>	47	11	3
Sarah Fox	18	22.78%	<div><div></div></div>	12	6	0
Total Votes Cast	79	100.00%	<div><div></div></div>	59	17	3
Overvotes	0			0	0	0
Undervotes	1			1	0	0
Contest Totals	80			60	17	3

DEM United States Senator

Vote For 1

	TOTAL	VOTE %		Election Day	Early Voting	Mail
Royce West	59	49.17%	<div><div></div></div>	31	20	8
Mary "MJ" Hegar	61	50.83%	<div><div></div></div>	32	17	12
Total Votes Cast	120	100.00%	<div><div></div></div>	63	37	20
Overvotes	0			0	0	0
Undervotes	0			0	0	0
Contest Totals	120			63	37	20

DEM United States Representative District 3

Vote For 1

	TOTAL	VOTE %		Election Day	Early Voting	Mail
Lulu Seikaly	66	56.90%	<div><div></div></div>	34	23	9
Sean McCaffity	50	43.10%	<div><div></div></div>	26	13	11
Total Votes Cast	116	100.00%	<div><div></div></div>	60	36	20
Overvotes	0			0	0	0
Undervotes	4			3	1	0
Contest Totals	120			63	37	20

DEM Railroad Commissioner

Vote For 1

	TOTAL	VOTE %		Election Day	Early Voting	Mail
Roberto R. "Beto" Alonzo	46	41.07%	<div><div></div></div>	26	15	5
Chrysta Castañeda	66	58.93%	<div><div></div></div>	31	21	14
Total Votes Cast	112	100.00%	<div><div></div></div>	57	36	19
Overvotes	0			0	0	0
Undervotes	8			6	1	1
Contest Totals	120			63	37	20

173

Statistics

	TOTAL	Election Day	Early Voting	Mail
Registered Voters - Total	615			
Ballots Cast - Total	46	10	28	8
Voter Turnout - Total	7.48%			

REP District Judge, 401st Judicial District

Vote For 1

	TOTAL	VOTE %		Election Day	Early Voting	Mail
George Flint	15	75.00%	<div><div></div></div>	4	10	1
Sarah Fox	5	25.00%	<div><div></div></div>	2	3	0
Total Votes Cast	20	100.00%	<div><div></div></div>	6	13	1
Overvotes	0			0	0	0
Undervotes	1			0	1	0
Contest Totals	21			6	14	1

DEM United States Senator

Vote For 1

	TOTAL	VOTE %		Election Day	Early Voting	Mail
Royce West	7	28.00%	<div><div></div></div>	0	6	1
Mary "MJ" Hegar	18	72.00%	<div><div></div></div>	4	8	6
Total Votes Cast	25	100.00%	<div><div></div></div>	4	14	7
Overvotes	0			0	0	0
Undervotes	0			0	0	0
Contest Totals	25			4	14	7

DEM United States Representative District 3

Vote For 1

	TOTAL	VOTE %		Election Day	Early Voting	Mail
Lulu Seikaly	12	48.00%	<div><div></div></div>	3	6	3
Sean McCaffity	13	52.00%	<div><div></div></div>	1	8	4
Total Votes Cast	25	100.00%	<div><div></div></div>	4	14	7
Overvotes	0			0	0	0
Undervotes	0			0	0	0
Contest Totals	25			4	14	7

DEM Railroad Commissioner

Vote For 1

	TOTAL	VOTE %		Election Day	Early Voting	Mail
Roberto R. "Beto" Alonzo	6	24.00%	<div><div></div></div>	1	3	2
Chrysta Castañeda	19	76.00%	<div><div></div></div>	3	11	5
Total Votes Cast	25	100.00%	<div><div></div></div>	4	14	7
Overvotes	0			0	0	0
Undervotes	0			0	0	0
Contest Totals	25			4	14	7

Summary Results Report
Primary Runoff
July 14, 2020

FINAL RESULTS
37 of 37 Vote Centers Reporting
Collin County, Texas

174

Statistics

	TOTAL	Election Day	Early Voting	Mail
Registered Voters - Total	4,103			
Ballots Cast - Total	268	94	133	41
Voter Turnout - Total	6.53%			

REP District Judge, 401st Judicial District

Vote For 1

	TOTAL	VOTE %		Election Day	Early Voting	Mail
George Flint	46	59.74%	<div><div></div></div>	20	25	1
Sarah Fox	31	40.26%	<div><div></div></div>	16	11	4
Total Votes Cast	77	100.00%	<div><div></div></div>	36	36	5
Overvotes	0			0	0	0
Undervotes	1			0	1	0
Contest Totals	78			36	37	5

DEM United States Senator

Vote For 1

	TOTAL	VOTE %		Election Day	Early Voting	Mail
Royce West	108	56.84%	<div><div></div></div>	36	57	15
Mary "MJ" Hegar	82	43.16%	<div><div></div></div>	22	39	21
Total Votes Cast	190	100.00%	<div><div></div></div>	58	96	36
Overvotes	0			0	0	0
Undervotes	0			0	0	0
Contest Totals	190			58	96	36

DEM Railroad Commissioner

Vote For 1

	TOTAL	VOTE %		Election Day	Early Voting	Mail
Roberto R. "Beto" Alonzo	79	43.65%	<div><div></div></div>	22	41	16
Chrysta Castañeda	102	56.35%	<div><div></div></div>	32	51	19
Total Votes Cast	181	100.00%	<div><div></div></div>	54	92	35
Overvotes	0			0	0	0
Undervotes	9			4	4	1
Contest Totals	190			58	96	36

175

Statistics

	TOTAL	Election Day	Early Voting	Mail
Registered Voters - Total	1,708			
Ballots Cast - Total	150	48	91	11
Voter Turnout - Total	8.78%			

REP District Judge, 401st Judicial District

Vote For 1

	TOTAL	VOTE %		Election Day	Early Voting	Mail
George Flint	35	76.09%	<div><div></div></div>	12	23	0
Sarah Fox	11	23.91%	<div><div></div></div>	2	9	0
Total Votes Cast	46	100.00%	<div><div></div></div>	14	32	0
Overvotes	0			0	0	0
Undervotes	0			0	0	0
Contest Totals	46			14	32	0

DEM United States Senator

Vote For 1

	TOTAL	VOTE %		Election Day	Early Voting	Mail
Royce West	60	57.69%	<div><div></div></div>	20	33	7
Mary "MJ" Hegar	44	42.31%	<div><div></div></div>	14	26	4
Total Votes Cast	104	100.00%	<div><div></div></div>	34	59	11
Overvotes	0			0	0	0
Undervotes	0			0	0	0
Contest Totals	104			34	59	11

DEM United States Representative District 3

Vote For 1

	TOTAL	VOTE %		Election Day	Early Voting	Mail
Lulu Seikaly	63	61.16%	<div><div></div></div>	22	32	9
Sean McCaffity	40	38.84%	<div><div></div></div>	12	26	2
Total Votes Cast	103	100.00%	<div><div></div></div>	34	58	11
Overvotes	0			0	0	0
Undervotes	1			0	1	0
Contest Totals	104			34	59	11

DEM Railroad Commissioner

Vote For 1

	TOTAL	VOTE %		Election Day	Early Voting	Mail
Roberto R. "Beto" Alonzo	40	39.22%	<div><div></div></div>	13	21	6
Chrysta Castañeda	62	60.78%	<div><div></div></div>	20	37	5
Total Votes Cast	102	100.00%	<div><div></div></div>	33	58	11
Overvotes	0			0	0	0
Undervotes	2			1	1	0
Contest Totals	104			34	59	11

176

Statistics

	TOTAL	Election Day	Early Voting	Mail
Registered Voters - Total	3,941			
Ballots Cast - Total	246	113	115	18
Voter Turnout - Total	6.24%			

REP District Judge, 401st Judicial District

Vote For 1

	TOTAL	VOTE %		Election Day	Early Voting	Mail
George Flint	15	65.22%	<div><div></div></div>	9	5	1
Sarah Fox	8	34.78%	<div><div></div></div>	5	3	0
Total Votes Cast	23	100.00%	<div><div></div></div>	14	8	1
Overvotes	0			0	0	0
Undervotes	0			0	0	0
Contest Totals	23			14	8	1

DEM United States Senator

Vote For 1

	TOTAL	VOTE %		Election Day	Early Voting	Mail
Royce West	122	54.96%	<div><div></div></div>	52	63	7
Mary "MJ" Hegar	100	45.04%	<div><div></div></div>	46	44	10
Total Votes Cast	222	100.00%	<div><div></div></div>	98	107	17
Overvotes	0			0	0	0
Undervotes	1			1	0	0
Contest Totals	223			99	107	17

DEM United States Representative District 3

Vote For 1

	TOTAL	VOTE %		Election Day	Early Voting	Mail
Lulu Seikaly	133	60.45%	<div><div></div></div>	62	62	9
Sean McCaffity	87	39.55%	<div><div></div></div>	35	44	8
Total Votes Cast	220	100.00%	<div><div></div></div>	97	106	17
Overvotes	0			0	0	0
Undervotes	3			2	1	0
Contest Totals	223			99	107	17

DEM Railroad Commissioner

Vote For 1

	TOTAL	VOTE %		Election Day	Early Voting	Mail
Roberto R. "Beto" Alonzo	88	40.93%	<div><div></div></div>	37	46	5
Chrysta Castañeda	127	59.07%	<div><div></div></div>	56	60	11
Total Votes Cast	215	100.00%	<div><div></div></div>	93	106	16
Overvotes	0			0	0	0
Undervotes	8			6	1	1
Contest Totals	223			99	107	17

177

Statistics

	TOTAL	Election Day	Early Voting	Mail
Registered Voters - Total	5,058			
Ballots Cast - Total	348	126	173	49
Voter Turnout - Total	6.88%			

REP District Judge, 401st Judicial District

Vote For 1

	TOTAL	VOTE %		Election Day	Early Voting	Mail
George Flint	100	84.75%	<div><div></div></div>	31	59	10
Sarah Fox	18	15.25%	<div><div></div></div>	6	8	4
Total Votes Cast	118	100.00%	<div><div></div></div>	37	67	14
Overvotes	0			0	0	0
Undervotes	0			0	0	0
Contest Totals	118			37	67	14

DEM United States Senator

Vote For 1

	TOTAL	VOTE %		Election Day	Early Voting	Mail
Royce West	119	51.74%	<div><div></div></div>	43	69	7
Mary "MJ" Hegar	111	48.26%	<div><div></div></div>	46	37	28
Total Votes Cast	230	100.00%	<div><div></div></div>	89	106	35
Overvotes	0			0	0	0
Undervotes	0			0	0	0
Contest Totals	230			89	106	35

DEM United States Representative District 3

Vote For 1

	TOTAL	VOTE %		Election Day	Early Voting	Mail
Lulu Seikaly	132	58.67%	<div><div></div></div>	46	61	25
Sean McCaffity	93	41.33%	<div><div></div></div>	42	42	9
Total Votes Cast	225	100.00%	<div><div></div></div>	88	103	34
Overvotes	0			0	0	0
Undervotes	5			1	3	1
Contest Totals	230			89	106	35

DEM Railroad Commissioner

Vote For 1

	TOTAL	VOTE %		Election Day	Early Voting	Mail
Roberto R. "Beto" Alonzo	89	40.09%	<div><div></div></div>	40	43	6
Chrysta Castañeda	133	59.91%	<div><div></div></div>	47	59	27
Total Votes Cast	222	100.00%	<div><div></div></div>	87	102	33
Overvotes	0			0	0	0
Undervotes	8			2	4	2
Contest Totals	230			89	106	35

178

Statistics

	TOTAL	Election Day	Early Voting	Mail
Registered Voters - Total	2,437			
Ballots Cast - Total	139	54	73	12
Voter Turnout - Total	5.70%			

REP District Judge, 401st Judicial District

Vote For 1

	TOTAL	VOTE %		Election Day	Early Voting	Mail
George Flint	34	66.67%	<div><div></div></div>	19	15	0
Sarah Fox	17	33.33%	<div><div></div></div>	3	12	2
Total Votes Cast	51	100.00%	<div><div></div></div>	22	27	2
Overvotes	0			0	0	0
Undervotes	1			0	1	0
Contest Totals	52			22	28	2

DEM United States Senator

Vote For 1

	TOTAL	VOTE %		Election Day	Early Voting	Mail
Royce West	45	51.72%	<div><div></div></div>	16	25	4
Mary "MJ" Hegar	42	48.28%	<div><div></div></div>	16	20	6
Total Votes Cast	87	100.00%	<div><div></div></div>	32	45	10
Overvotes	0			0	0	0
Undervotes	0			0	0	0
Contest Totals	87			32	45	10

DEM United States Representative District 3

Vote For 1

	TOTAL	VOTE %		Election Day	Early Voting	Mail
Lulu Seikaly	58	67.44%	<div><div></div></div>	21	31	6
Sean McCaffity	28	32.56%	<div><div></div></div>	10	14	4
Total Votes Cast	86	100.00%	<div><div></div></div>	31	45	10
Overvotes	0			0	0	0
Undervotes	1			1	0	0
Contest Totals	87			32	45	10

DEM Railroad Commissioner

Vote For 1

	TOTAL	VOTE %		Election Day	Early Voting	Mail
Roberto R. "Beto" Alonzo	28	33.73%	<div><div></div></div>	10	16	2
Chrysta Castañeda	55	66.27%	<div><div></div></div>	19	29	7
Total Votes Cast	83	100.00%	<div><div></div></div>	29	45	9
Overvotes	0			0	0	0
Undervotes	4			3	0	1
Contest Totals	87			32	45	10

179

Statistics

	TOTAL	Election Day	Early Voting	Mail
Registered Voters - Total	4,525			
Ballots Cast - Total	578	132	298	148
Voter Turnout - Total	12.77%			

REP District Judge, 401st Judicial District

Vote For 1

	TOTAL	VOTE %		Election Day	Early Voting	Mail
George Flint	203	63.64%	<div><div></div></div>	58	123	22
Sarah Fox	116	36.36%	<div><div></div></div>	27	70	19
Total Votes Cast	319	100.00%	<div><div></div></div>	85	193	41
Overvotes	0			0	0	0
Undervotes	0			0	0	0
Contest Totals	319			85	193	41

DEM United States Senator

Vote For 1

	TOTAL	VOTE %		Election Day	Early Voting	Mail
Royce West	94	36.86%	<div><div></div></div>	7	36	51
Mary "MJ" Hegar	161	63.14%	<div><div></div></div>	40	66	55
Total Votes Cast	255	100.00%	<div><div></div></div>	47	102	106
Overvotes	0			0	0	0
Undervotes	4			0	3	1
Contest Totals	259			47	105	107

DEM United States Representative District 3

Vote For 1

	TOTAL	VOTE %		Election Day	Early Voting	Mail
Lulu Seikaly	139	54.51%	<div><div></div></div>	21	47	71
Sean McCaffity	116	45.49%	<div><div></div></div>	26	57	33
Total Votes Cast	255	100.00%	<div><div></div></div>	47	104	104
Overvotes	0			0	0	0
Undervotes	4			0	1	3
Contest Totals	259			47	105	107

DEM Railroad Commissioner

Vote For 1

	TOTAL	VOTE %		Election Day	Early Voting	Mail
Roberto R. "Beto" Alonzo	53	22.84%	<div><div></div></div>	12	26	15
Chrysta Castañeda	179	77.16%	<div><div></div></div>	31	63	85
Total Votes Cast	232	100.00%	<div><div></div></div>	43	89	100
Overvotes	0			0	0	0
Undervotes	27			4	16	7
Contest Totals	259			47	105	107

Summary Results Report
Primary Runoff
July 14, 2020

FINAL RESULTS
37 of 37 Vote Centers Reporting
Collin County, Texas

180

Statistics

	TOTAL	Election Day	Early Voting	Mail
Registered Voters - Total	612			
Ballots Cast - Total	31	19	10	2
Voter Turnout - Total	5.07%			

REP District Judge, 401st Judicial District

Vote For 1

	TOTAL	VOTE %		Election Day	Early Voting	Mail
George Flint	10	100.00%	<div><div></div></div>	9	1	0
Sarah Fox	0	0.00%	<div><div></div></div>	0	0	0
Total Votes Cast	10	100.00%	<div><div></div></div>	9	1	0
Overvotes	0			0	0	0
Undervotes	0			0	0	0
Contest Totals	10			9	1	0

DEM United States Senator

Vote For 1

	TOTAL	VOTE %		Election Day	Early Voting	Mail
Royce West	8	38.10%	<div><div></div></div>	5	2	1
Mary "MJ" Hegar	13	61.90%	<div><div></div></div>	5	7	1
Total Votes Cast	21	100.00%	<div><div></div></div>	10	9	2
Overvotes	0			0	0	0
Undervotes	0			0	0	0
Contest Totals	21			10	9	2

DEM Railroad Commissioner

Vote For 1

	TOTAL	VOTE %		Election Day	Early Voting	Mail
Roberto R. "Beto" Alonzo	7	33.33%	<div><div></div></div>	3	3	1
Chrysta Castañeda	14	66.67%	<div><div></div></div>	7	6	1
Total Votes Cast	21	100.00%	<div><div></div></div>	10	9	2
Overvotes	0			0	0	0
Undervotes	0			0	0	0
Contest Totals	21			10	9	2

Summary Results Report
Primary Runoff
July 14, 2020

FINAL RESULTS
37 of 37 Vote Centers Reporting
Collin County, Texas

181

Statistics

	TOTAL	Election Day	Early Voting	Mail
Registered Voters - Total	1,879			
Ballots Cast - Total	103	70	22	11
Voter Turnout - Total	5.48%			

REP District Judge, 401st Judicial District

Vote For 1

	TOTAL	VOTE %		Election Day	Early Voting	Mail
George Flint	37	75.51%	<div><div></div></div>	27	9	1
Sarah Fox	12	24.49%	<div><div></div></div>	5	4	3
Total Votes Cast	49	100.00%	<div><div></div></div>	32	13	4
Overvotes	0			0	0	0
Undervotes	0			0	0	0
Contest Totals	49			32	13	4

DEM United States Senator

Vote For 1

	TOTAL	VOTE %		Election Day	Early Voting	Mail
Royce West	35	64.81%	<div><div></div></div>	24	8	3
Mary "MJ" Hegar	19	35.19%	<div><div></div></div>	14	1	4
Total Votes Cast	54	100.00%	<div><div></div></div>	38	9	7
Overvotes	0			0	0	0
Undervotes	0			0	0	0
Contest Totals	54			38	9	7

DEM Railroad Commissioner

Vote For 1

	TOTAL	VOTE %		Election Day	Early Voting	Mail
Roberto R. "Beto" Alonzo	22	41.51%	<div><div></div></div>	18	2	2
Chrysta Castañeda	31	58.49%	<div><div></div></div>	20	6	5
Total Votes Cast	53	100.00%	<div><div></div></div>	38	8	7
Overvotes	0			0	0	0
Undervotes	1			0	1	0
Contest Totals	54			38	9	7

182

Statistics

	TOTAL	Election Day	Early Voting	Mail
Registered Voters - Total	0			
Ballots Cast - Total	0	0	0	0
Voter Turnout - Total	0.00%			

REP District Judge, 401st Judicial District

Vote For 1

	TOTAL	VOTE %	Election Day	Early Voting	Mail
George Flint	0		0	0	0
Sarah Fox	0		0	0	0
Total Votes Cast	0		0	0	0
Overvotes	0		0	0	0
Undervotes	0		0	0	0
Contest Totals	0		0	0	0

DEM United States Senator

Vote For 1

	TOTAL	VOTE %	Election Day	Early Voting	Mail
Royce West	0		0	0	0
Mary "MJ" Hegar	0		0	0	0
Total Votes Cast	0		0	0	0
Overvotes	0		0	0	0
Undervotes	0		0	0	0
Contest Totals	0		0	0	0

DEM United States Representative District 3

Vote For 1

	TOTAL	VOTE %	Election Day	Early Voting	Mail
Lulu Seikaly	0		0	0	0
Sean McCaffity	0		0	0	0
Total Votes Cast	0		0	0	0
Overvotes	0		0	0	0
Undervotes	0		0	0	0
Contest Totals	0		0	0	0

DEM Railroad Commissioner

Vote For 1

	TOTAL	VOTE %	Election Day	Early Voting	Mail
Roberto R. "Beto" Alonzo	0		0	0	0
Chrysta Castañeda	0		0	0	0
Total Votes Cast	0		0	0	0
Overvotes	0		0	0	0
Undervotes	0		0	0	0
Contest Totals	0		0	0	0

183

Statistics

	TOTAL	Election Day	Early Voting	Mail
Registered Voters - Total	101			
Ballots Cast - Total	3	0	0	3
Voter Turnout - Total	2.97%			

REP District Judge, 401st Judicial District

Vote For 1

	TOTAL	VOTE %		Election Day	Early Voting	Mail
George Flint	2	66.67%	<div><div></div></div>	0	0	2
Sarah Fox	1	33.33%	<div><div></div></div>	0	0	1
Total Votes Cast	3	100.00%	<div><div></div></div>	0	0	3
Overvotes	0			0	0	0
Undervotes	0			0	0	0
Contest Totals	3			0	0	3

DEM United States Senator

Vote For 1

	TOTAL	VOTE %		Election Day	Early Voting	Mail
Royce West	0			0	0	0
Mary "MJ" Hegar	0			0	0	0
Total Votes Cast	0			0	0	0
Overvotes	0			0	0	0
Undervotes	0			0	0	0
Contest Totals	0			0	0	0

DEM United States Representative District 3

Vote For 1

	TOTAL	VOTE %		Election Day	Early Voting	Mail
Lulu Seikaly	0			0	0	0
Sean McCaffity	0			0	0	0
Total Votes Cast	0			0	0	0
Overvotes	0			0	0	0
Undervotes	0			0	0	0
Contest Totals	0			0	0	0

DEM Railroad Commissioner

Vote For 1

	TOTAL	VOTE %		Election Day	Early Voting	Mail
Roberto R. "Beto" Alonzo	0			0	0	0
Chrysta Castañeda	0			0	0	0
Total Votes Cast	0			0	0	0
Overvotes	0			0	0	0
Undervotes	0			0	0	0
Contest Totals	0			0	0	0

184

Statistics

	TOTAL	Election Day	Early Voting	Mail
Registered Voters - Total	0			
Ballots Cast - Total	0	0	0	0
Voter Turnout - Total	0.00%			

REP District Judge, 401st Judicial District

Vote For 1

	TOTAL	VOTE %	Election Day	Early Voting	Mail
George Flint	0		0	0	0
Sarah Fox	0		0	0	0
Total Votes Cast	0		0	0	0
Overvotes	0		0	0	0
Undervotes	0		0	0	0
Contest Totals	0		0	0	0

DEM United States Senator

Vote For 1

	TOTAL	VOTE %	Election Day	Early Voting	Mail
Royce West	0		0	0	0
Mary "MJ" Hegar	0		0	0	0
Total Votes Cast	0		0	0	0
Overvotes	0		0	0	0
Undervotes	0		0	0	0
Contest Totals	0		0	0	0

DEM United States Representative District 3

Vote For 1

	TOTAL	VOTE %	Election Day	Early Voting	Mail
Lulu Seikaly	0		0	0	0
Sean McCaffity	0		0	0	0
Total Votes Cast	0		0	0	0
Overvotes	0		0	0	0
Undervotes	0		0	0	0
Contest Totals	0		0	0	0

DEM Railroad Commissioner

Vote For 1

	TOTAL	VOTE %	Election Day	Early Voting	Mail
Roberto R. "Beto" Alonzo	0		0	0	0
Chrysta Castañeda	0		0	0	0
Total Votes Cast	0		0	0	0
Overvotes	0		0	0	0
Undervotes	0		0	0	0
Contest Totals	0		0	0	0

185

Statistics

	TOTAL	Election Day	Early Voting	Mail
Registered Voters - Total	43			
Ballots Cast - Total	2	1	1	0
Voter Turnout - Total	4.65%			

REP District Judge, 401st Judicial District

Vote For 1

	TOTAL	VOTE %		Election Day	Early Voting	Mail
George Flint	0			0	0	0
Sarah Fox	0			0	0	0
Total Votes Cast	0			0	0	0
Overvotes	0			0	0	0
Undervotes	0			0	0	0
Contest Totals	0			0	0	0

DEM United States Senator

Vote For 1

	TOTAL	VOTE %		Election Day	Early Voting	Mail
Royce West	1	50.00%	<div><div></div></div>	1	0	0
Mary "MJ" Hegar	1	50.00%	<div><div></div></div>	0	1	0
Total Votes Cast	2	100.00%	<div><div></div></div>	1	1	0
Overvotes	0			0	0	0
Undervotes	0			0	0	0
Contest Totals	2			1	1	0

DEM United States Representative District 3

Vote For 1

	TOTAL	VOTE %		Election Day	Early Voting	Mail
Lulu Seikaly	1	50.00%	<div><div></div></div>	0	1	0
Sean McCaffity	1	50.00%	<div><div></div></div>	1	0	0
Total Votes Cast	2	100.00%	<div><div></div></div>	1	1	0
Overvotes	0			0	0	0
Undervotes	0			0	0	0
Contest Totals	2			1	1	0

DEM Railroad Commissioner

Vote For 1

	TOTAL	VOTE %		Election Day	Early Voting	Mail
Roberto R. "Beto" Alonzo	1	50.00%	<div><div></div></div>	1	0	0
Chrysta Castañeda	1	50.00%	<div><div></div></div>	0	1	0
Total Votes Cast	2	100.00%	<div><div></div></div>	1	1	0
Overvotes	0			0	0	0
Undervotes	0			0	0	0
Contest Totals	2			1	1	0

186

Statistics

	TOTAL	Election Day	Early Voting	Mail
Registered Voters - Total	129			
Ballots Cast - Total	2	0	0	2
Voter Turnout - Total	1.55%			

REP District Judge, 401st Judicial District

Vote For 1

	TOTAL	VOTE %		Election Day	Early Voting	Mail
George Flint	0			0	0	0
Sarah Fox	0			0	0	0
Total Votes Cast	0			0	0	0
Overvotes	0			0	0	0
Undervotes	0			0	0	0
Contest Totals	0			0	0	0

DEM United States Senator

Vote For 1

	TOTAL	VOTE %		Election Day	Early Voting	Mail
Royce West	0	0.00%	<div></div>	0	0	0
Mary "MJ" Hegar	2	100.00%	<div></div>	0	0	2
Total Votes Cast	2	100.00%	<div></div>	0	0	2
Overvotes	0			0	0	0
Undervotes	0			0	0	0
Contest Totals	2			0	0	2

DEM United States Representative District 3

Vote For 1

	TOTAL	VOTE %		Election Day	Early Voting	Mail
Lulu Seikaly	0	0.00%	<div></div>	0	0	0
Sean McCaffity	1	100.00%	<div></div>	0	0	1
Total Votes Cast	1	100.00%	<div></div>	0	0	1
Overvotes	0			0	0	0
Undervotes	1			0	0	1
Contest Totals	2			0	0	2

DEM Railroad Commissioner

Vote For 1

	TOTAL	VOTE %		Election Day	Early Voting	Mail
Roberto R. "Beto" Alonzo	0	0.00%	<div></div>	0	0	0
Chrysta Castañeda	2	100.00%	<div></div>	0	0	2
Total Votes Cast	2	100.00%	<div></div>	0	0	2
Overvotes	0			0	0	0
Undervotes	0			0	0	0
Contest Totals	2			0	0	2

187

Statistics

	TOTAL	Election Day	Early Voting	Mail
Registered Voters - Total	521			
Ballots Cast - Total	21	7	8	6
Voter Turnout - Total	4.03%			

REP District Judge, 401st Judicial District

Vote For 1

	TOTAL	VOTE %		Election Day	Early Voting	Mail
George Flint	6	75.00%	<div><div></div></div>	3	3	0
Sarah Fox	2	25.00%	<div><div></div></div>	1	0	1
Total Votes Cast	8	100.00%	<div><div></div></div>	4	3	1
Overvotes	0			0	0	0
Undervotes	0			0	0	0
Contest Totals	8			4	3	1

DEM United States Senator

Vote For 1

	TOTAL	VOTE %		Election Day	Early Voting	Mail
Royce West	8	61.54%	<div><div></div></div>	1	3	4
Mary "MJ" Hegar	5	38.46%	<div><div></div></div>	2	2	1
Total Votes Cast	13	100.00%	<div><div></div></div>	3	5	5
Overvotes	0			0	0	0
Undervotes	0			0	0	0
Contest Totals	13			3	5	5

DEM United States Representative District 3

Vote For 1

	TOTAL	VOTE %		Election Day	Early Voting	Mail
Lulu Seikaly	6	46.15%	<div><div></div></div>	0	3	3
Sean McCaffity	7	53.85%	<div><div></div></div>	3	2	2
Total Votes Cast	13	100.00%	<div><div></div></div>	3	5	5
Overvotes	0			0	0	0
Undervotes	0			0	0	0
Contest Totals	13			3	5	5

DEM Railroad Commissioner

Vote For 1

	TOTAL	VOTE %		Election Day	Early Voting	Mail
Roberto R. "Beto" Alonzo	10	83.33%	<div><div></div></div>	2	4	4
Chrysta Castañeda	2	16.67%	<div><div></div></div>	0	1	1
Total Votes Cast	12	100.00%	<div><div></div></div>	2	5	5
Overvotes	0			0	0	0
Undervotes	1			1	0	0
Contest Totals	13			3	5	5

Summary Results Report
Primary Runoff
July 14, 2020

FINAL RESULTS
37 of 37 Vote Centers Reporting
Collin County, Texas

188

Statistics

	TOTAL	Election Day	Early Voting	Mail
Registered Voters - Total	64			
Ballots Cast - Total	5	2	3	0
Voter Turnout - Total	7.81%			

REP District Judge, 401st Judicial District

Vote For 1

	TOTAL	VOTE %		Election Day	Early Voting	Mail
George Flint	3	75.00%	<div><div></div></div>	1	2	0
Sarah Fox	1	25.00%	<div><div></div></div>	1	0	0
Total Votes Cast	4	100.00%	<div><div></div></div>	2	2	0
Overvotes	0			0	0	0
Undervotes	0			0	0	0
Contest Totals	4			2	2	0

DEM United States Senator

Vote For 1

	TOTAL	VOTE %		Election Day	Early Voting	Mail
Royce West	0	0.00%	<div><div></div></div>	0	0	0
Mary "MJ" Hegar	1	100.00%	<div><div></div></div>	0	1	0
Total Votes Cast	1	100.00%	<div><div></div></div>	0	1	0
Overvotes	0			0	0	0
Undervotes	0			0	0	0
Contest Totals	1			0	1	0

DEM United States Representative District 3

Vote For 1

	TOTAL	VOTE %		Election Day	Early Voting	Mail
Lulu Seikaly	0	0.00%	<div><div></div></div>	0	0	0
Sean McCaffity	1	100.00%	<div><div></div></div>	0	1	0
Total Votes Cast	1	100.00%	<div><div></div></div>	0	1	0
Overvotes	0			0	0	0
Undervotes	0			0	0	0
Contest Totals	1			0	1	0

DEM Railroad Commissioner

Vote For 1

	TOTAL	VOTE %		Election Day	Early Voting	Mail
Roberto R. "Beto" Alonzo	0	0.00%	<div><div></div></div>	0	0	0
Chrysta Castañeda	1	100.00%	<div><div></div></div>	0	1	0
Total Votes Cast	1	100.00%	<div><div></div></div>	0	1	0
Overvotes	0			0	0	0
Undervotes	0			0	0	0
Contest Totals	1			0	1	0

Summary Results Report
Primary Runoff
July 14, 2020

FINAL RESULTS
37 of 37 Vote Centers Reporting
Collin County, Texas

189

Statistics

	TOTAL	Election Day	Early Voting	Mail
Registered Voters - Total	787			
Ballots Cast - Total	29	12	11	6
Voter Turnout - Total	3.68%			

REP District Judge, 401st Judicial District

Vote For 1

	TOTAL	VOTE %		Election Day	Early Voting	Mail
George Flint	15	65.22%	<div><div></div></div>	6	8	1
Sarah Fox	8	34.78%	<div><div></div></div>	3	2	3
Total Votes Cast	23	100.00%	<div><div></div></div>	9	10	4
Overvotes	0			0	0	0
Undervotes	0			0	0	0
Contest Totals	23			9	10	4

DEM United States Senator

Vote For 1

	TOTAL	VOTE %		Election Day	Early Voting	Mail
Royce West	2	33.33%	<div><div></div></div>	1	1	0
Mary "MJ" Hegar	4	66.67%	<div><div></div></div>	2	0	2
Total Votes Cast	6	100.00%	<div><div></div></div>	3	1	2
Overvotes	0			0	0	0
Undervotes	0			0	0	0
Contest Totals	6			3	1	2

DEM United States Representative District 3

Vote For 1

	TOTAL	VOTE %		Election Day	Early Voting	Mail
Lulu Seikaly	6	100.00%	<div><div></div></div>	3	1	2
Sean McCaffity	0	0.00%	<div><div></div></div>	0	0	0
Total Votes Cast	6	100.00%	<div><div></div></div>	3	1	2
Overvotes	0			0	0	0
Undervotes	0			0	0	0
Contest Totals	6			3	1	2

DEM Railroad Commissioner

Vote For 1

	TOTAL	VOTE %		Election Day	Early Voting	Mail
Roberto R. "Beto" Alonzo	2	33.33%	<div><div></div></div>	1	1	0
Chrysta Castañeda	4	66.67%	<div><div></div></div>	2	0	2
Total Votes Cast	6	100.00%	<div><div></div></div>	3	1	2
Overvotes	0			0	0	0
Undervotes	0			0	0	0
Contest Totals	6			3	1	2

Summary Results Report
Primary Runoff
July 14, 2020

FINAL RESULTS
37 of 37 Vote Centers Reporting
Collin County, Texas

190

Statistics

	TOTAL	Election Day	Early Voting	Mail
Registered Voters - Total	87			
Ballots Cast - Total	2	2	0	0
Voter Turnout - Total	2.30%			

REP District Judge, 401st Judicial District

Vote For 1

	TOTAL	VOTE %		Election Day	Early Voting	Mail
George Flint	0	0.00%	<div></div>	0	0	0
Sarah Fox	1	100.00%	<div></div>	1	0	0
Total Votes Cast	1	100.00%	<div></div>	1	0	0
Overvotes	0			0	0	0
Undervotes	0			0	0	0
Contest Totals	1			1	0	0

DEM United States Senator

Vote For 1

	TOTAL	VOTE %		Election Day	Early Voting	Mail
Royce West	0	0.00%	<div></div>	0	0	0
Mary "MJ" Hegar	1	100.00%	<div></div>	1	0	0
Total Votes Cast	1	100.00%	<div></div>	1	0	0
Overvotes	0			0	0	0
Undervotes	0			0	0	0
Contest Totals	1			1	0	0

DEM Railroad Commissioner

Vote For 1

	TOTAL	VOTE %		Election Day	Early Voting	Mail
Roberto R. "Beto" Alonzo	1	100.00%	<div></div>	1	0	0
Chrysta Castañeda	0	0.00%	<div></div>	0	0	0
Total Votes Cast	1	100.00%	<div></div>	1	0	0
Overvotes	0			0	0	0
Undervotes	0			0	0	0
Contest Totals	1			1	0	0

191

Statistics

	TOTAL	Election Day	Early Voting	Mail
Registered Voters - Total	498			
Ballots Cast - Total	19	12	6	1
Voter Turnout - Total	3.82%			

REP District Judge, 401st Judicial District

Vote For 1

	TOTAL	VOTE %		Election Day	Early Voting	Mail
George Flint	10	66.67%	<div><div></div></div>	8	2	0
Sarah Fox	5	33.33%	<div><div></div></div>	2	3	0
Total Votes Cast	15	100.00%	<div><div></div></div>	10	5	0
Overvotes	0			0	0	0
Undervotes	0			0	0	0
Contest Totals	15			10	5	0

DEM United States Senator

Vote For 1

	TOTAL	VOTE %		Election Day	Early Voting	Mail
Royce West	1	25.00%	<div><div></div></div>	1	0	0
Mary "MJ" Hegar	3	75.00%	<div><div></div></div>	1	1	1
Total Votes Cast	4	100.00%	<div><div></div></div>	2	1	1
Overvotes	0			0	0	0
Undervotes	0			0	0	0
Contest Totals	4			2	1	1

DEM United States Representative District 3

Vote For 1

	TOTAL	VOTE %		Election Day	Early Voting	Mail
Lulu Seikaly	1	25.00%	<div><div></div></div>	0	0	1
Sean McCaffity	3	75.00%	<div><div></div></div>	2	1	0
Total Votes Cast	4	100.00%	<div><div></div></div>	2	1	1
Overvotes	0			0	0	0
Undervotes	0			0	0	0
Contest Totals	4			2	1	1

DEM Railroad Commissioner

Vote For 1

	TOTAL	VOTE %		Election Day	Early Voting	Mail
Roberto R. "Beto" Alonzo	1	25.00%	<div><div></div></div>	0	1	0
Chrysta Castañeda	3	75.00%	<div><div></div></div>	2	0	1
Total Votes Cast	4	100.00%	<div><div></div></div>	2	1	1
Overvotes	0			0	0	0
Undervotes	0			0	0	0
Contest Totals	4			2	1	1

Summary Results Report
Primary Runoff
July 14, 2020

FINAL RESULTS
37 of 37 Vote Centers Reporting
Collin County, Texas

192

Statistics

	TOTAL	Election Day	Early Voting	Mail
Registered Voters - Total	2,041			
Ballots Cast - Total	73	38	26	9
Voter Turnout - Total	3.58%			

REP District Judge, 401st Judicial District

Vote For 1

	TOTAL	VOTE %		Election Day	Early Voting	Mail
George Flint	13	46.43%	<div><div></div></div>	8	3	2
Sarah Fox	15	53.57%	<div><div></div></div>	9	4	2
Total Votes Cast	28	100.00%	<div><div></div></div>	17	7	4
Overvotes	0			0	0	0
Undervotes	0			0	0	0
Contest Totals	28			17	7	4

DEM United States Senator

Vote For 1

	TOTAL	VOTE %		Election Day	Early Voting	Mail
Royce West	20	44.44%	<div><div></div></div>	7	8	5
Mary "MJ" Hegar	25	55.56%	<div><div></div></div>	14	11	0
Total Votes Cast	45	100.00%	<div><div></div></div>	21	19	5
Overvotes	0			0	0	0
Undervotes	0			0	0	0
Contest Totals	45			21	19	5

DEM Railroad Commissioner

Vote For 1

	TOTAL	VOTE %		Election Day	Early Voting	Mail
Roberto R. "Beto" Alonzo	21	46.67%	<div><div></div></div>	10	8	3
Chrysta Castañeda	24	53.33%	<div><div></div></div>	11	11	2
Total Votes Cast	45	100.00%	<div><div></div></div>	21	19	5
Overvotes	0			0	0	0
Undervotes	0			0	0	0
Contest Totals	45			21	19	5

193

Statistics

	TOTAL	Election Day	Early Voting	Mail
Registered Voters - Total	997			
Ballots Cast - Total	47	23	22	2
Voter Turnout - Total	4.71%			

REP District Judge, 401st Judicial District

Vote For 1

	TOTAL	VOTE %		Election Day	Early Voting	Mail
George Flint	14	58.33%	<div><div></div></div>	10	3	1
Sarah Fox	10	41.67%	<div><div></div></div>	6	4	0
Total Votes Cast	24	100.00%	<div><div></div></div>	16	7	1
Overvotes	0			0	0	0
Undervotes	0			0	0	0
Contest Totals	24			16	7	1

DEM United States Senator

Vote For 1

	TOTAL	VOTE %		Election Day	Early Voting	Mail
Royce West	8	34.78%	<div><div></div></div>	1	6	1
Mary "MJ" Hegar	15	65.22%	<div><div></div></div>	6	9	0
Total Votes Cast	23	100.00%	<div><div></div></div>	7	15	1
Overvotes	0			0	0	0
Undervotes	0			0	0	0
Contest Totals	23			7	15	1

DEM United States Representative District 3

Vote For 1

	TOTAL	VOTE %		Election Day	Early Voting	Mail
Lulu Seikaly	15	65.22%	<div><div></div></div>	3	11	1
Sean McCaffity	8	34.78%	<div><div></div></div>	4	4	0
Total Votes Cast	23	100.00%	<div><div></div></div>	7	15	1
Overvotes	0			0	0	0
Undervotes	0			0	0	0
Contest Totals	23			7	15	1

DEM Railroad Commissioner

Vote For 1

	TOTAL	VOTE %		Election Day	Early Voting	Mail
Roberto R. "Beto" Alonzo	7	33.33%	<div><div></div></div>	2	5	0
Chrysta Castañeda	14	66.67%	<div><div></div></div>	3	10	1
Total Votes Cast	21	100.00%	<div><div></div></div>	5	15	1
Overvotes	0			0	0	0
Undervotes	2			2	0	0
Contest Totals	23			7	15	1

194

Statistics

	TOTAL	Election Day	Early Voting	Mail
Registered Voters - Total	29			
Ballots Cast - Total	2	2	0	0
Voter Turnout - Total	6.90%			

REP District Judge, 401st Judicial District

Vote For 1

	TOTAL	VOTE %		Election Day	Early Voting	Mail
George Flint	0			0	0	0
Sarah Fox	0			0	0	0
Total Votes Cast	0			0	0	0
Overvotes	0			0	0	0
Undervotes	0			0	0	0
Contest Totals	0			0	0	0

DEM United States Senator

Vote For 1

	TOTAL	VOTE %		Election Day	Early Voting	Mail
Royce West	1	50.00%	<div><div></div></div>	1	0	0
Mary "MJ" Hegar	1	50.00%	<div><div></div></div>	1	0	0
Total Votes Cast	2	100.00%	<div><div></div></div>	2	0	0
Overvotes	0			0	0	0
Undervotes	0			0	0	0
Contest Totals	2			2	0	0

DEM United States Representative District 3

Vote For 1

	TOTAL	VOTE %		Election Day	Early Voting	Mail
Lulu Seikaly	1	50.00%	<div><div></div></div>	1	0	0
Sean McCaffity	1	50.00%	<div><div></div></div>	1	0	0
Total Votes Cast	2	100.00%	<div><div></div></div>	2	0	0
Overvotes	0			0	0	0
Undervotes	0			0	0	0
Contest Totals	2			2	0	0

DEM Railroad Commissioner

Vote For 1

	TOTAL	VOTE %		Election Day	Early Voting	Mail
Roberto R. "Beto" Alonzo	0	0.00%	<div><div></div></div>	0	0	0
Chrysta Castañeda	2	100.00%	<div><div></div></div>	2	0	0
Total Votes Cast	2	100.00%	<div><div></div></div>	2	0	0
Overvotes	0			0	0	0
Undervotes	0			0	0	0
Contest Totals	2			2	0	0

195

Statistics

	TOTAL	Election Day	Early Voting	Mail
Registered Voters - Total	843			
Ballots Cast - Total	46	15	23	8
Voter Turnout - Total	5.46%			

REP District Judge, 401st Judicial District

Vote For 1

	TOTAL	VOTE %		Election Day	Early Voting	Mail
George Flint	17	70.83%	<div><div></div></div>	5	10	2
Sarah Fox	7	29.17%	<div><div></div></div>	2	3	2
Total Votes Cast	24	100.00%	<div><div></div></div>	7	13	4
Overvotes	0			0	0	0
Undervotes	0			0	0	0
Contest Totals	24			7	13	4

DEM United States Senator

Vote For 1

	TOTAL	VOTE %		Election Day	Early Voting	Mail
Royce West	7	31.82%	<div><div></div></div>	2	5	0
Mary "MJ" Hegar	15	68.18%	<div><div></div></div>	6	5	4
Total Votes Cast	22	100.00%	<div><div></div></div>	8	10	4
Overvotes	0			0	0	0
Undervotes	0			0	0	0
Contest Totals	22			8	10	4

DEM United States Representative District 3

Vote For 1

	TOTAL	VOTE %		Election Day	Early Voting	Mail
Lulu Seikaly	13	61.90%	<div><div></div></div>	4	6	3
Sean McCaffity	8	38.10%	<div><div></div></div>	3	4	1
Total Votes Cast	21	100.00%	<div><div></div></div>	7	10	4
Overvotes	0			0	0	0
Undervotes	1			1	0	0
Contest Totals	22			8	10	4

DEM Railroad Commissioner

Vote For 1

	TOTAL	VOTE %		Election Day	Early Voting	Mail
Roberto R. "Beto" Alonzo	3	14.29%	<div><div></div></div>	1	2	0
Chrysta Castañeda	18	85.71%	<div><div></div></div>	6	8	4
Total Votes Cast	21	100.00%	<div><div></div></div>	7	10	4
Overvotes	0			0	0	0
Undervotes	1			1	0	0
Contest Totals	22			8	10	4

Summary Results Report
Primary Runoff
July 14, 2020

FINAL RESULTS
37 of 37 Vote Centers Reporting
Collin County, Texas

196

Statistics

	TOTAL	Election Day	Early Voting	Mail
Registered Voters - Total	1,839			
Ballots Cast - Total	114	44	66	4
Voter Turnout - Total	6.20%			

REP District Judge, 401st Judicial District

Vote For 1

	TOTAL	VOTE %		Election Day	Early Voting	Mail
George Flint	20	62.50%	<div><div></div></div>	9	9	2
Sarah Fox	12	37.50%	<div><div></div></div>	2	8	2
Total Votes Cast	32	100.00%	<div><div></div></div>	11	17	4
Overvotes	0			0	0	0
Undervotes	0			0	0	0
Contest Totals	32			11	17	4

DEM United States Senator

Vote For 1

	TOTAL	VOTE %		Election Day	Early Voting	Mail
Royce West	58	70.73%	<div><div></div></div>	23	35	0
Mary "MJ" Hegar	24	29.27%	<div><div></div></div>	10	14	0
Total Votes Cast	82	100.00%	<div><div></div></div>	33	49	0
Overvotes	0			0	0	0
Undervotes	0			0	0	0
Contest Totals	82			33	49	0

DEM Railroad Commissioner

Vote For 1

	TOTAL	VOTE %		Election Day	Early Voting	Mail
Roberto R. "Beto" Alonzo	41	53.95%	<div><div></div></div>	20	21	0
Chrysta Castañeda	35	46.05%	<div><div></div></div>	12	23	0
Total Votes Cast	76	100.00%	<div><div></div></div>	32	44	0
Overvotes	0			0	0	0
Undervotes	6			1	5	0
Contest Totals	82			33	49	0

197

Statistics

	TOTAL	Election Day	Early Voting	Mail
Registered Voters - Total	1,213			
Ballots Cast - Total	115	41	63	11
Voter Turnout - Total	9.48%			

REP District Judge, 401st Judicial District

Vote For 1

	TOTAL	VOTE %		Election Day	Early Voting	Mail
George Flint	17	68.00%	<div><div></div></div>	6	11	0
Sarah Fox	8	32.00%	<div><div></div></div>	1	7	0
Total Votes Cast	25	100.00%	<div><div></div></div>	7	18	0
Overvotes	0			0	0	0
Undervotes	0			0	0	0
Contest Totals	25			7	18	0

DEM United States Senator

Vote For 1

	TOTAL	VOTE %		Election Day	Early Voting	Mail
Royce West	50	55.56%	<div><div></div></div>	17	27	6
Mary "MJ" Hegar	40	44.44%	<div><div></div></div>	17	18	5
Total Votes Cast	90	100.00%	<div><div></div></div>	34	45	11
Overvotes	0			0	0	0
Undervotes	0			0	0	0
Contest Totals	90			34	45	11

DEM United States Representative District 3

Vote For 1

	TOTAL	VOTE %		Election Day	Early Voting	Mail
Lulu Seikaly	45	52.33%	<div><div></div></div>	11	26	8
Sean McCaffity	41	47.67%	<div><div></div></div>	22	17	2
Total Votes Cast	86	100.00%	<div><div></div></div>	33	43	10
Overvotes	0			0	0	0
Undervotes	4			1	2	1
Contest Totals	90			34	45	11

DEM Railroad Commissioner

Vote For 1

	TOTAL	VOTE %		Election Day	Early Voting	Mail
Roberto R. "Beto" Alonzo	35	39.77%	<div><div></div></div>	16	16	3
Chrysta Castañeda	53	60.23%	<div><div></div></div>	17	28	8
Total Votes Cast	88	100.00%	<div><div></div></div>	33	44	11
Overvotes	0			0	0	0
Undervotes	2			1	1	0
Contest Totals	90			34	45	11

198

Statistics

	TOTAL	Election Day	Early Voting	Mail
Registered Voters - Total	115			
Ballots Cast - Total	2	1	0	1
Voter Turnout - Total	1.74%			

REP District Judge, 401st Judicial District

Vote For 1

	TOTAL	VOTE %		Election Day	Early Voting	Mail
George Flint	0	0.00%	<div></div>	0	0	0
Sarah Fox	1	100.00%	<div></div>	1	0	0
Total Votes Cast	1	100.00%	<div></div>	1	0	0
Overvotes	0			0	0	0
Undervotes	0			0	0	0
Contest Totals	1			1	0	0

DEM United States Senator

Vote For 1

	TOTAL	VOTE %		Election Day	Early Voting	Mail
Royce West	0	0.00%	<div></div>	0	0	0
Mary "MJ" Hegar	1	100.00%	<div></div>	0	0	1
Total Votes Cast	1	100.00%	<div></div>	0	0	1
Overvotes	0			0	0	0
Undervotes	0			0	0	0
Contest Totals	1			0	0	1

DEM United States Representative District 3

Vote For 1

	TOTAL	VOTE %		Election Day	Early Voting	Mail
Lulu Seikaly	1	100.00%	<div></div>	0	0	1
Sean McCaffity	0	0.00%	<div></div>	0	0	0
Total Votes Cast	1	100.00%	<div></div>	0	0	1
Overvotes	0			0	0	0
Undervotes	0			0	0	0
Contest Totals	1			0	0	1

DEM Railroad Commissioner

Vote For 1

	TOTAL	VOTE %		Election Day	Early Voting	Mail
Roberto R. "Beto" Alonzo	0	0.00%	<div></div>	0	0	0
Chrysta Castañeda	1	100.00%	<div></div>	0	0	1
Total Votes Cast	1	100.00%	<div></div>	0	0	1
Overvotes	0			0	0	0
Undervotes	0			0	0	0
Contest Totals	1			0	0	1

199

Statistics

	TOTAL	Election Day	Early Voting	Mail
Registered Voters - Total	1,938			
Ballots Cast - Total	91	44	42	5
Voter Turnout - Total	4.70%			

REP District Judge, 401st Judicial District

Vote For 1

	TOTAL	VOTE %		Election Day	Early Voting	Mail
George Flint	25	69.44%	<div><div></div></div>	12	13	0
Sarah Fox	11	30.56%	<div><div></div></div>	10	1	0
Total Votes Cast	36	100.00%	<div><div></div></div>	22	14	0
Overvotes	0			0	0	0
Undervotes	2			2	0	0
Contest Totals	38			24	14	0

DEM United States Senator

Vote For 1

	TOTAL	VOTE %		Election Day	Early Voting	Mail
Royce West	24	45.28%	<div><div></div></div>	12	10	2
Mary "MJ" Hegar	29	54.72%	<div><div></div></div>	8	18	3
Total Votes Cast	53	100.00%	<div><div></div></div>	20	28	5
Overvotes	0			0	0	0
Undervotes	0			0	0	0
Contest Totals	53			20	28	5

DEM United States Representative District 3

Vote For 1

	TOTAL	VOTE %		Election Day	Early Voting	Mail
Lulu Seikaly	33	63.46%	<div><div></div></div>	14	16	3
Sean McCaffity	19	36.54%	<div><div></div></div>	5	12	2
Total Votes Cast	52	100.00%	<div><div></div></div>	19	28	5
Overvotes	0			0	0	0
Undervotes	1			1	0	0
Contest Totals	53			20	28	5

DEM Railroad Commissioner

Vote For 1

	TOTAL	VOTE %		Election Day	Early Voting	Mail
Roberto R. "Beto" Alonzo	19	38.00%	<div><div></div></div>	7	9	3
Chrysta Castañeda	31	62.00%	<div><div></div></div>	11	18	2
Total Votes Cast	50	100.00%	<div><div></div></div>	18	27	5
Overvotes	0			0	0	0
Undervotes	3			2	1	0
Contest Totals	53			20	28	5

Summary Results Report
Primary Runoff
July 14, 2020

FINAL RESULTS
37 of 37 Vote Centers Reporting
Collin County, Texas

200

Statistics

	TOTAL	Election Day	Early Voting	Mail
Registered Voters - Total	0			
Ballots Cast - Total	0	0	0	0
Voter Turnout - Total	0.00%			

REP District Judge, 401st Judicial District

Vote For 1

	TOTAL	VOTE %	Election Day	Early Voting	Mail
George Flint	0		0	0	0
Sarah Fox	0		0	0	0
Total Votes Cast	0		0	0	0
Overvotes	0		0	0	0
Undervotes	0		0	0	0
Contest Totals	0		0	0	0

DEM United States Senator

Vote For 1

	TOTAL	VOTE %	Election Day	Early Voting	Mail
Royce West	0		0	0	0
Mary "MJ" Hegar	0		0	0	0
Total Votes Cast	0		0	0	0
Overvotes	0		0	0	0
Undervotes	0		0	0	0
Contest Totals	0		0	0	0

DEM Railroad Commissioner

Vote For 1

	TOTAL	VOTE %	Election Day	Early Voting	Mail
Roberto R. "Beto" Alonzo	0		0	0	0
Chrysta Castañeda	0		0	0	0
Total Votes Cast	0		0	0	0
Overvotes	0		0	0	0
Undervotes	0		0	0	0
Contest Totals	0		0	0	0

201

Statistics

	TOTAL	Election Day	Early Voting	Mail
Registered Voters - Total	0			
Ballots Cast - Total	0	0	0	0
Voter Turnout - Total	0.00%			

REP District Judge, 401st Judicial District

Vote For 1

	TOTAL	VOTE %	Election Day	Early Voting	Mail
George Flint	0		0	0	0
Sarah Fox	0		0	0	0
Total Votes Cast	0		0	0	0
Overvotes	0		0	0	0
Undervotes	0		0	0	0
Contest Totals	0		0	0	0

DEM United States Senator

Vote For 1

	TOTAL	VOTE %	Election Day	Early Voting	Mail
Royce West	0		0	0	0
Mary "MJ" Hegar	0		0	0	0
Total Votes Cast	0		0	0	0
Overvotes	0		0	0	0
Undervotes	0		0	0	0
Contest Totals	0		0	0	0

DEM United States Representative District 3

Vote For 1

	TOTAL	VOTE %	Election Day	Early Voting	Mail
Lulu Seikaly	0		0	0	0
Sean McCaffity	0		0	0	0
Total Votes Cast	0		0	0	0
Overvotes	0		0	0	0
Undervotes	0		0	0	0
Contest Totals	0		0	0	0

DEM Railroad Commissioner

Vote For 1

	TOTAL	VOTE %	Election Day	Early Voting	Mail
Roberto R. "Beto" Alonzo	0		0	0	0
Chrysta Castañeda	0		0	0	0
Total Votes Cast	0		0	0	0
Overvotes	0		0	0	0
Undervotes	0		0	0	0
Contest Totals	0		0	0	0

Summary Results Report
Primary Runoff
July 14, 2020

FINAL RESULTS
37 of 37 Vote Centers Reporting
Collin County, Texas

202

Statistics

	TOTAL	Election Day	Early Voting	Mail
Registered Voters - Total	0			
Ballots Cast - Total	0	0	0	0
Voter Turnout - Total	0.00%			

REP District Judge, 401st Judicial District

Vote For 1

	TOTAL	VOTE %	Election Day	Early Voting	Mail
George Flint	0		0	0	0
Sarah Fox	0		0	0	0
Total Votes Cast	0		0	0	0
Overvotes	0		0	0	0
Undervotes	0		0	0	0
Contest Totals	0		0	0	0

DEM United States Senator

Vote For 1

	TOTAL	VOTE %	Election Day	Early Voting	Mail
Royce West	0		0	0	0
Mary "MJ" Hegar	0		0	0	0
Total Votes Cast	0		0	0	0
Overvotes	0		0	0	0
Undervotes	0		0	0	0
Contest Totals	0		0	0	0

DEM Railroad Commissioner

Vote For 1

	TOTAL	VOTE %	Election Day	Early Voting	Mail
Roberto R. "Beto" Alonzo	0		0	0	0
Chrysta Castañeda	0		0	0	0
Total Votes Cast	0		0	0	0
Overvotes	0		0	0	0
Undervotes	0		0	0	0
Contest Totals	0		0	0	0

203

Statistics

	TOTAL	Election Day	Early Voting	Mail
Registered Voters - Total	3,046			
Ballots Cast - Total	248	82	131	35
Voter Turnout - Total	8.14%			

REP District Judge, 401st Judicial District

Vote For 1

	TOTAL	VOTE %		Election Day	Early Voting	Mail
George Flint	61	66.30%	<div><div></div></div>	18	42	1
Sarah Fox	31	33.70%	<div><div></div></div>	8	19	4
Total Votes Cast	92	100.00%	<div><div></div></div>	26	61	5
Overvotes	0			0	0	0
Undervotes	0			0	0	0
Contest Totals	92			26	61	5

DEM United States Senator

Vote For 1

	TOTAL	VOTE %		Election Day	Early Voting	Mail
Royce West	64	41.03%	<div><div></div></div>	24	30	10
Mary "MJ" Hegar	92	58.97%	<div><div></div></div>	32	40	20
Total Votes Cast	156	100.00%	<div><div></div></div>	56	70	30
Overvotes	0			0	0	0
Undervotes	0			0	0	0
Contest Totals	156			56	70	30

DEM United States Representative District 3

Vote For 1

	TOTAL	VOTE %		Election Day	Early Voting	Mail
Lulu Seikaly	97	62.99%	<div><div></div></div>	33	43	21
Sean McCaffity	57	37.01%	<div><div></div></div>	22	27	8
Total Votes Cast	154	100.00%	<div><div></div></div>	55	70	29
Overvotes	0			0	0	0
Undervotes	2			1	0	1
Contest Totals	156			56	70	30

DEM Railroad Commissioner

Vote For 1

	TOTAL	VOTE %		Election Day	Early Voting	Mail
Roberto R. "Beto" Alonzo	38	25.50%	<div><div></div></div>	17	13	8
Chrysta Castañeda	111	74.50%	<div><div></div></div>	37	54	20
Total Votes Cast	149	100.00%	<div><div></div></div>	54	67	28
Overvotes	0			0	0	0
Undervotes	7			2	3	2
Contest Totals	156			56	70	30

204

Statistics

	TOTAL	Election Day	Early Voting	Mail
Registered Voters - Total	335			
Ballots Cast - Total	26	5	19	2
Voter Turnout - Total	7.76%			

REP District Judge, 401st Judicial District

Vote For 1

	TOTAL	VOTE %		Election Day	Early Voting	Mail
George Flint	11	91.67%	<div><div></div></div>	0	11	0
Sarah Fox	1	8.33%	<div><div></div></div>	0	1	0
Total Votes Cast	12	100.00%	<div><div></div></div>	0	12	0
Overvotes	0			0	0	0
Undervotes	0			0	0	0
Contest Totals	12			0	12	0

DEM United States Senator

Vote For 1

	TOTAL	VOTE %		Election Day	Early Voting	Mail
Royce West	11	78.57%	<div><div></div></div>	5	4	2
Mary "MJ" Hegar	3	21.43%	<div><div></div></div>	0	3	0
Total Votes Cast	14	100.00%	<div><div></div></div>	5	7	2
Overvotes	0			0	0	0
Undervotes	0			0	0	0
Contest Totals	14			5	7	2

DEM United States Representative District 3

Vote For 1

	TOTAL	VOTE %		Election Day	Early Voting	Mail
Lulu Seikaly	13	100.00%	<div><div></div></div>	5	6	2
Sean McCaffity	0	0.00%	<div><div></div></div>	0	0	0
Total Votes Cast	13	100.00%	<div><div></div></div>	5	6	2
Overvotes	0			0	0	0
Undervotes	1			0	1	0
Contest Totals	14			5	7	2

DEM Railroad Commissioner

Vote For 1

	TOTAL	VOTE %		Election Day	Early Voting	Mail
Roberto R. "Beto" Alonzo	4	28.57%	<div><div></div></div>	2	2	0
Chrysta Castañeda	10	71.43%	<div><div></div></div>	3	5	2
Total Votes Cast	14	100.00%	<div><div></div></div>	5	7	2
Overvotes	0			0	0	0
Undervotes	0			0	0	0
Contest Totals	14			5	7	2

205

Statistics

	TOTAL	Election Day	Early Voting	Mail
Registered Voters - Total	28			
Ballots Cast - Total	1	0	0	1
Voter Turnout - Total	3.57%			

REP District Judge, 401st Judicial District

Vote For 1

	TOTAL	VOTE %		Election Day	Early Voting	Mail
George Flint	0			0	0	0
Sarah Fox	0			0	0	0
Total Votes Cast	0			0	0	0
Overvotes	0			0	0	0
Undervotes	0			0	0	0
Contest Totals	0			0	0	0

DEM United States Senator

Vote For 1

	TOTAL	VOTE %		Election Day	Early Voting	Mail
Royce West	0	0.00%	<div></div>	0	0	0
Mary "MJ" Hegar	1	100.00%	<div></div>	0	0	1
Total Votes Cast	1	100.00%	<div></div>	0	0	1
Overvotes	0			0	0	0
Undervotes	0			0	0	0
Contest Totals	1			0	0	1

DEM United States Representative District 3

Vote For 1

	TOTAL	VOTE %		Election Day	Early Voting	Mail
Lulu Seikaly	1	100.00%	<div></div>	0	0	1
Sean McCaffity	0	0.00%	<div></div>	0	0	0
Total Votes Cast	1	100.00%	<div></div>	0	0	1
Overvotes	0			0	0	0
Undervotes	0			0	0	0
Contest Totals	1			0	0	1

DEM Railroad Commissioner

Vote For 1

	TOTAL	VOTE %		Election Day	Early Voting	Mail
Roberto R. "Beto" Alonzo	0	0.00%	<div></div>	0	0	0
Chrysta Castañeda	1	100.00%	<div></div>	0	0	1
Total Votes Cast	1	100.00%	<div></div>	0	0	1
Overvotes	0			0	0	0
Undervotes	0			0	0	0
Contest Totals	1			0	0	1

206

Statistics

	TOTAL	Election Day	Early Voting	Mail
Registered Voters - Total	1,614			
Ballots Cast - Total	137	51	74	12
Voter Turnout - Total	8.49%			

REP District Judge, 401st Judicial District

Vote For 1

	TOTAL	VOTE %		Election Day	Early Voting	Mail
George Flint	36	76.60%	<div><div></div></div>	18	14	4
Sarah Fox	11	23.40%	<div><div></div></div>	2	8	1
Total Votes Cast	47	100.00%	<div><div></div></div>	20	22	5
Overvotes	0			0	0	0
Undervotes	0			0	0	0
Contest Totals	47			20	22	5

DEM United States Senator

Vote For 1

	TOTAL	VOTE %		Election Day	Early Voting	Mail
Royce West	31	35.23%	<div><div></div></div>	10	20	1
Mary "MJ" Hegar	57	64.77%	<div><div></div></div>	20	31	6
Total Votes Cast	88	100.00%	<div><div></div></div>	30	51	7
Overvotes	0			0	0	0
Undervotes	2			1	1	0
Contest Totals	90			31	52	7

DEM United States Representative District 3

Vote For 1

	TOTAL	VOTE %		Election Day	Early Voting	Mail
Lulu Seikaly	42	48.84%	<div><div></div></div>	12	23	7
Sean McCaffity	44	51.16%	<div><div></div></div>	17	27	0
Total Votes Cast	86	100.00%	<div><div></div></div>	29	50	7
Overvotes	0			0	0	0
Undervotes	4			2	2	0
Contest Totals	90			31	52	7

DEM Railroad Commissioner

Vote For 1

	TOTAL	VOTE %		Election Day	Early Voting	Mail
Roberto R. "Beto" Alonzo	28	31.82%	<div><div></div></div>	13	12	3
Chrysta Castañeda	60	68.18%	<div><div></div></div>	17	39	4
Total Votes Cast	88	100.00%	<div><div></div></div>	30	51	7
Overvotes	0			0	0	0
Undervotes	2			1	1	0
Contest Totals	90			31	52	7

207

Statistics

	TOTAL	Election Day	Early Voting	Mail
Registered Voters - Total	3,811			
Ballots Cast - Total	259	90	140	29
Voter Turnout - Total	6.80%			

REP District Judge, 401st Judicial District

Vote For 1

	TOTAL	VOTE %		Election Day	Early Voting	Mail
George Flint	46	62.16%	<div><div></div></div>	22	22	2
Sarah Fox	28	37.84%	<div><div></div></div>	10	13	5
Total Votes Cast	74	100.00%	<div><div></div></div>	32	35	7
Overvotes	0			0	0	0
Undervotes	0			0	0	0
Contest Totals	74			32	35	7

DEM United States Senator

Vote For 1

	TOTAL	VOTE %		Election Day	Early Voting	Mail
Royce West	99	53.51%	<div><div></div></div>	35	52	12
Mary "MJ" Hegar	86	46.49%	<div><div></div></div>	23	53	10
Total Votes Cast	185	100.00%	<div><div></div></div>	58	105	22
Overvotes	0			0	0	0
Undervotes	0			0	0	0
Contest Totals	185			58	105	22

DEM United States Representative District 3

Vote For 1

	TOTAL	VOTE %		Election Day	Early Voting	Mail
Lulu Seikaly	110	60.11%	<div><div></div></div>	34	59	17
Sean McCaffity	73	39.89%	<div><div></div></div>	24	45	4
Total Votes Cast	183	100.00%	<div><div></div></div>	58	104	21
Overvotes	0			0	0	0
Undervotes	2			0	1	1
Contest Totals	185			58	105	22

DEM Railroad Commissioner

Vote For 1

	TOTAL	VOTE %		Election Day	Early Voting	Mail
Roberto R. "Beto" Alonzo	90	49.72%	<div><div></div></div>	32	49	9
Chrysta Castañeda	91	50.28%	<div><div></div></div>	24	55	12
Total Votes Cast	181	100.00%	<div><div></div></div>	56	104	21
Overvotes	0			0	0	0
Undervotes	4			2	1	1
Contest Totals	185			58	105	22

208

Statistics

	TOTAL	Election Day	Early Voting	Mail
Registered Voters - Total	1,856			
Ballots Cast - Total	138	46	70	22
Voter Turnout - Total	7.44%			

REP District Judge, 401st Judicial District

Vote For 1

	TOTAL	VOTE %		Election Day	Early Voting	Mail
George Flint	38	80.85%	<div><div></div></div>	9	25	4
Sarah Fox	9	19.15%	<div><div></div></div>	3	5	1
Total Votes Cast	47	100.00%	<div><div></div></div>	12	30	5
Overvotes	0			0	0	0
Undervotes	0			0	0	0
Contest Totals	47			12	30	5

DEM United States Senator

Vote For 1

	TOTAL	VOTE %		Election Day	Early Voting	Mail
Royce West	40	43.96%	<div><div></div></div>	19	19	2
Mary "MJ" Hegar	51	56.04%	<div><div></div></div>	15	21	15
Total Votes Cast	91	100.00%	<div><div></div></div>	34	40	17
Overvotes	0			0	0	0
Undervotes	0			0	0	0
Contest Totals	91			34	40	17

DEM United States Representative District 3

Vote For 1

	TOTAL	VOTE %		Election Day	Early Voting	Mail
Lulu Seikaly	44	48.89%	<div><div></div></div>	14	19	11
Sean McCaffity	46	51.11%	<div><div></div></div>	20	20	6
Total Votes Cast	90	100.00%	<div><div></div></div>	34	39	17
Overvotes	0			0	0	0
Undervotes	1			0	1	0
Contest Totals	91			34	40	17

DEM Railroad Commissioner

Vote For 1

	TOTAL	VOTE %		Election Day	Early Voting	Mail
Roberto R. "Beto" Alonzo	23	25.84%	<div><div></div></div>	10	10	3
Chrysta Castañeda	66	74.16%	<div><div></div></div>	23	29	14
Total Votes Cast	89	100.00%	<div><div></div></div>	33	39	17
Overvotes	0			0	0	0
Undervotes	2			1	1	0
Contest Totals	91			34	40	17

209

Statistics

	TOTAL	Election Day	Early Voting	Mail
Registered Voters - Total	831			
Ballots Cast - Total	56	30	21	5
Voter Turnout - Total	6.74%			

REP District Judge, 401st Judicial District

Vote For 1

	TOTAL	VOTE %		Election Day	Early Voting	Mail
George Flint	10	83.33%	<div><div></div></div>	8	1	1
Sarah Fox	2	16.67%	<div><div></div></div>	2	0	0
Total Votes Cast	12	100.00%	<div><div></div></div>	10	1	1
Overvotes	0			0	0	0
Undervotes	0			0	0	0
Contest Totals	12			10	1	1

DEM United States Senator

Vote For 1

	TOTAL	VOTE %		Election Day	Early Voting	Mail
Royce West	20	46.51%	<div><div></div></div>	10	10	0
Mary "MJ" Hegar	23	53.49%	<div><div></div></div>	9	10	4
Total Votes Cast	43	100.00%	<div><div></div></div>	19	20	4
Overvotes	0			0	0	0
Undervotes	1			1	0	0
Contest Totals	44			20	20	4

DEM United States Representative District 3

Vote For 1

	TOTAL	VOTE %		Election Day	Early Voting	Mail
Lulu Seikaly	21	47.73%	<div><div></div></div>	6	12	3
Sean McCaffity	23	52.27%	<div><div></div></div>	14	8	1
Total Votes Cast	44	100.00%	<div><div></div></div>	20	20	4
Overvotes	0			0	0	0
Undervotes	0			0	0	0
Contest Totals	44			20	20	4

DEM Railroad Commissioner

Vote For 1

	TOTAL	VOTE %		Election Day	Early Voting	Mail
Roberto R. "Beto" Alonzo	17	39.53%	<div><div></div></div>	9	7	1
Chrysta Castañeda	26	60.47%	<div><div></div></div>	10	13	3
Total Votes Cast	43	100.00%	<div><div></div></div>	19	20	4
Overvotes	0			0	0	0
Undervotes	1			1	0	0
Contest Totals	44			20	20	4

210

Statistics

	TOTAL	Election Day	Early Voting	Mail
Registered Voters - Total	1,525			
Ballots Cast - Total	134	49	78	7
Voter Turnout - Total	8.79%			

REP District Judge, 401st Judicial District

Vote For 1

	TOTAL	VOTE %		Election Day	Early Voting	Mail
George Flint	12	57.14%	<div><div></div></div>	1	10	1
Sarah Fox	9	42.86%	<div><div></div></div>	4	5	0
Total Votes Cast	21	100.00%	<div><div></div></div>	5	15	1
Overvotes	0			0	0	0
Undervotes	1			0	1	0
Contest Totals	22			5	16	1

DEM United States Senator

Vote For 1

	TOTAL	VOTE %		Election Day	Early Voting	Mail
Royce West	71	63.96%	<div><div></div></div>	28	43	0
Mary "MJ" Hegar	40	36.04%	<div><div></div></div>	15	19	6
Total Votes Cast	111	100.00%	<div><div></div></div>	43	62	6
Overvotes	0			0	0	0
Undervotes	1			1	0	0
Contest Totals	112			44	62	6

DEM United States Representative District 3

Vote For 1

	TOTAL	VOTE %		Election Day	Early Voting	Mail
Lulu Seikaly	75	69.44%	<div><div></div></div>	33	38	4
Sean McCaffity	33	30.56%	<div><div></div></div>	9	22	2
Total Votes Cast	108	100.00%	<div><div></div></div>	42	60	6
Overvotes	0			0	0	0
Undervotes	4			2	2	0
Contest Totals	112			44	62	6

DEM Railroad Commissioner

Vote For 1

	TOTAL	VOTE %		Election Day	Early Voting	Mail
Roberto R. "Beto" Alonzo	48	44.44%	<div><div></div></div>	18	27	3
Chrysta Castañeda	60	55.56%	<div><div></div></div>	23	34	3
Total Votes Cast	108	100.00%	<div><div></div></div>	41	61	6
Overvotes	0			0	0	0
Undervotes	4			3	1	0
Contest Totals	112			44	62	6

211

Statistics

	TOTAL	Election Day	Early Voting	Mail
Registered Voters - Total	3,192			
Ballots Cast - Total	222	78	112	32
Voter Turnout - Total	6.95%			

REP District Judge, 401st Judicial District

Vote For 1

	TOTAL	VOTE %		Election Day	Early Voting	Mail
George Flint	44	59.46%	<div><div></div></div>	14	22	8
Sarah Fox	30	40.54%	<div><div></div></div>	15	12	3
Total Votes Cast	74	100.00%	<div><div></div></div>	29	34	11
Overvotes	0			0	0	0
Undervotes	0			0	0	0
Contest Totals	74			29	34	11

DEM United States Senator

Vote For 1

	TOTAL	VOTE %		Election Day	Early Voting	Mail
Royce West	70	47.62%	<div><div></div></div>	19	41	10
Mary "MJ" Hegar	77	52.38%	<div><div></div></div>	30	36	11
Total Votes Cast	147	100.00%	<div><div></div></div>	49	77	21
Overvotes	0			0	0	0
Undervotes	1			0	1	0
Contest Totals	148			49	78	21

DEM United States Representative District 3

Vote For 1

	TOTAL	VOTE %		Election Day	Early Voting	Mail
Lulu Seikaly	78	54.17%	<div><div></div></div>	28	33	17
Sean McCaffity	66	45.83%	<div><div></div></div>	20	42	4
Total Votes Cast	144	100.00%	<div><div></div></div>	48	75	21
Overvotes	0			0	0	0
Undervotes	4			1	3	0
Contest Totals	148			49	78	21

DEM Railroad Commissioner

Vote For 1

	TOTAL	VOTE %		Election Day	Early Voting	Mail
Roberto R. "Beto" Alonzo	37	26.06%	<div><div></div></div>	13	22	2
Chrysta Castañeda	105	73.94%	<div><div></div></div>	35	51	19
Total Votes Cast	142	100.00%	<div><div></div></div>	48	73	21
Overvotes	0			0	0	0
Undervotes	6			1	5	0
Contest Totals	148			49	78	21

212

Statistics

	TOTAL	Election Day	Early Voting	Mail
Registered Voters - Total	3,789			
Ballots Cast - Total	259	104	140	15
Voter Turnout - Total	6.84%			

REP District Judge, 401st Judicial District

Vote For 1

	TOTAL	VOTE %		Election Day	Early Voting	Mail
George Flint	26	68.42%	<div><div></div></div>	10	16	0
Sarah Fox	12	31.58%	<div><div></div></div>	7	4	1
Total Votes Cast	38	100.00%	<div><div></div></div>	17	20	1
Overvotes	0			0	0	0
Undervotes	1			1	0	0
Contest Totals	39			18	20	1

DEM United States Senator

Vote For 1

	TOTAL	VOTE %		Election Day	Early Voting	Mail
Royce West	104	47.27%	<div><div></div></div>	42	59	3
Mary "MJ" Hegar	116	52.73%	<div><div></div></div>	44	61	11
Total Votes Cast	220	100.00%	<div><div></div></div>	86	120	14
Overvotes	0			0	0	0
Undervotes	0			0	0	0
Contest Totals	220			86	120	14

DEM United States Representative District 3

Vote For 1

	TOTAL	VOTE %		Election Day	Early Voting	Mail
Lulu Seikaly	120	57.42%	<div><div></div></div>	50	64	6
Sean McCaffity	89	42.58%	<div><div></div></div>	31	51	7
Total Votes Cast	209	100.00%	<div><div></div></div>	81	115	13
Overvotes	0			0	0	0
Undervotes	11			5	5	1
Contest Totals	220			86	120	14

DEM Railroad Commissioner

Vote For 1

	TOTAL	VOTE %		Election Day	Early Voting	Mail
Roberto R. "Beto" Alonzo	76	36.19%	<div><div></div></div>	30	41	5
Chrysta Castañeda	134	63.81%	<div><div></div></div>	50	76	8
Total Votes Cast	210	100.00%	<div><div></div></div>	80	117	13
Overvotes	0			0	0	0
Undervotes	10			6	3	1
Contest Totals	220			86	120	14

213

Statistics

	TOTAL	Election Day	Early Voting	Mail
Registered Voters - Total	3,246			
Ballots Cast - Total	240	75	155	10
Voter Turnout - Total	7.39%			

REP District Judge, 401st Judicial District

Vote For 1

	TOTAL	VOTE %		Election Day	Early Voting	Mail
George Flint	39	62.90%	<div><div></div></div>	12	25	2
Sarah Fox	23	37.10%	<div><div></div></div>	9	12	2
Total Votes Cast	62	100.00%	<div><div></div></div>	21	37	4
Overvotes	0			0	0	0
Undervotes	0			0	0	0
Contest Totals	62			21	37	4

DEM United States Senator

Vote For 1

	TOTAL	VOTE %		Election Day	Early Voting	Mail
Royce West	106	60.23%	<div><div></div></div>	33	71	2
Mary "MJ" Hegar	70	39.77%	<div><div></div></div>	19	47	4
Total Votes Cast	176	100.00%	<div><div></div></div>	52	118	6
Overvotes	0			0	0	0
Undervotes	2			2	0	0
Contest Totals	178			54	118	6

DEM United States Representative District 3

Vote For 1

	TOTAL	VOTE %		Election Day	Early Voting	Mail
Lulu Seikaly	107	60.45%	<div><div></div></div>	29	74	4
Sean McCaffity	70	39.55%	<div><div></div></div>	25	43	2
Total Votes Cast	177	100.00%	<div><div></div></div>	54	117	6
Overvotes	0			0	0	0
Undervotes	1			0	1	0
Contest Totals	178			54	118	6

DEM Railroad Commissioner

Vote For 1

	TOTAL	VOTE %		Election Day	Early Voting	Mail
Roberto R. "Beto" Alonzo	66	38.60%	<div><div></div></div>	25	38	3
Chrysta Castañeda	105	61.40%	<div><div></div></div>	27	75	3
Total Votes Cast	171	100.00%	<div><div></div></div>	52	113	6
Overvotes	0			0	0	0
Undervotes	7			2	5	0
Contest Totals	178			54	118	6

214

Statistics

	TOTAL	Election Day	Early Voting	Mail
Registered Voters - Total	3,774			
Ballots Cast - Total	228	83	124	21
Voter Turnout - Total	6.04%			

REP District Judge, 401st Judicial District

Vote For 1

	TOTAL	VOTE %		Election Day	Early Voting	Mail
George Flint	70	65.42%	<div><div></div></div>	28	39	3
Sarah Fox	37	34.58%	<div><div></div></div>	19	17	1
Total Votes Cast	107	100.00%	<div><div></div></div>	47	56	4
Overvotes	0			0	0	0
Undervotes	0			0	0	0
Contest Totals	107			47	56	4

DEM United States Senator

Vote For 1

	TOTAL	VOTE %		Election Day	Early Voting	Mail
Royce West	63	52.07%	<div><div></div></div>	19	35	9
Mary "MJ" Hegar	58	47.93%	<div><div></div></div>	17	33	8
Total Votes Cast	121	100.00%	<div><div></div></div>	36	68	17
Overvotes	0			0	0	0
Undervotes	0			0	0	0
Contest Totals	121			36	68	17

DEM United States Representative District 3

Vote For 1

	TOTAL	VOTE %		Election Day	Early Voting	Mail
Lulu Seikaly	75	63.03%	<div><div></div></div>	22	45	8
Sean McCaffity	44	36.97%	<div><div></div></div>	13	22	9
Total Votes Cast	119	100.00%	<div><div></div></div>	35	67	17
Overvotes	0			0	0	0
Undervotes	2			1	1	0
Contest Totals	121			36	68	17

DEM Railroad Commissioner

Vote For 1

	TOTAL	VOTE %		Election Day	Early Voting	Mail
Roberto R. "Beto" Alonzo	41	35.65%	<div><div></div></div>	14	20	7
Chrysta Castañeda	74	64.35%	<div><div></div></div>	19	46	9
Total Votes Cast	115	100.00%	<div><div></div></div>	33	66	16
Overvotes	0			0	0	0
Undervotes	6			3	2	1
Contest Totals	121			36	68	17

215

Statistics

	TOTAL	Election Day	Early Voting	Mail
Registered Voters - Total	2,131			
Ballots Cast - Total	123	54	47	22
Voter Turnout - Total	5.77%			

REP District Judge, 401st Judicial District

Vote For 1

	TOTAL	VOTE %		Election Day	Early Voting	Mail
George Flint	40	66.67%	<div><div></div></div>	22	17	1
Sarah Fox	20	33.33%	<div><div></div></div>	8	9	3
Total Votes Cast	60	100.00%	<div><div></div></div>	30	26	4
Overvotes	0			0	0	0
Undervotes	1			1	0	0
Contest Totals	61			31	26	4

DEM United States Senator

Vote For 1

	TOTAL	VOTE %		Election Day	Early Voting	Mail
Royce West	37	61.67%	<div><div></div></div>	11	11	15
Mary "MJ" Hegar	23	38.33%	<div><div></div></div>	11	9	3
Total Votes Cast	60	100.00%	<div><div></div></div>	22	20	18
Overvotes	0			0	0	0
Undervotes	2			1	1	0
Contest Totals	62			23	21	18

DEM United States Representative District 3

Vote For 1

	TOTAL	VOTE %		Election Day	Early Voting	Mail
Lulu Seikaly	27	45.76%	<div><div></div></div>	14	7	6
Sean McCaffity	32	54.24%	<div><div></div></div>	7	13	12
Total Votes Cast	59	100.00%	<div><div></div></div>	21	20	18
Overvotes	0			0	0	0
Undervotes	3			2	1	0
Contest Totals	62			23	21	18

DEM Railroad Commissioner

Vote For 1

	TOTAL	VOTE %		Election Day	Early Voting	Mail
Roberto R. "Beto" Alonzo	20	33.33%	<div><div></div></div>	12	6	2
Chrysta Castañeda	40	66.67%	<div><div></div></div>	10	14	16
Total Votes Cast	60	100.00%	<div><div></div></div>	22	20	18
Overvotes	0			0	0	0
Undervotes	2			1	1	0
Contest Totals	62			23	21	18

216

Statistics

	TOTAL	Election Day	Early Voting	Mail
Registered Voters - Total	5,604			
Ballots Cast - Total	338	156	152	30
Voter Turnout - Total	6.03%			

REP District Judge, 401st Judicial District

Vote For 1

	TOTAL	VOTE %		Election Day	Early Voting	Mail
George Flint	73	64.60%	<div><div></div></div>	39	30	4
Sarah Fox	40	35.40%	<div><div></div></div>	23	16	1
Total Votes Cast	113	100.00%	<div><div></div></div>	62	46	5
Overvotes	0			0	0	0
Undervotes	0			0	0	0
Contest Totals	113			62	46	5

DEM United States Senator

Vote For 1

	TOTAL	VOTE %		Election Day	Early Voting	Mail
Royce West	133	59.11%	<div><div></div></div>	58	60	15
Mary "MJ" Hegar	92	40.89%	<div><div></div></div>	36	46	10
Total Votes Cast	225	100.00%	<div><div></div></div>	94	106	25
Overvotes	0			0	0	0
Undervotes	0			0	0	0
Contest Totals	225			94	106	25

DEM United States Representative District 3

Vote For 1

	TOTAL	VOTE %		Election Day	Early Voting	Mail
Lulu Seikaly	121	54.50%	<div><div></div></div>	46	56	19
Sean McCaffity	101	45.50%	<div><div></div></div>	45	50	6
Total Votes Cast	222	100.00%	<div><div></div></div>	91	106	25
Overvotes	0			0	0	0
Undervotes	3			3	0	0
Contest Totals	225			94	106	25

DEM Railroad Commissioner

Vote For 1

	TOTAL	VOTE %		Election Day	Early Voting	Mail
Roberto R. "Beto" Alonzo	102	47.00%	<div><div></div></div>	44	49	9
Chrysta Castañeda	115	53.00%	<div><div></div></div>	45	54	16
Total Votes Cast	217	100.00%	<div><div></div></div>	89	103	25
Overvotes	0			0	0	0
Undervotes	8			5	3	0
Contest Totals	225			94	106	25

Summary Results Report
Primary Runoff
July 14, 2020

FINAL RESULTS
37 of 37 Vote Centers Reporting
Collin County, Texas

217

Statistics

	TOTAL	Election Day	Early Voting	Mail
Registered Voters - Total	2,216			
Ballots Cast - Total	138	48	80	10
Voter Turnout - Total	6.23%			

REP District Judge, 401st Judicial District

Vote For 1

	TOTAL	VOTE %		Election Day	Early Voting	Mail
George Flint	31	59.62%	<div><div></div></div>	13	16	2
Sarah Fox	21	40.38%	<div><div></div></div>	6	14	1
Total Votes Cast	52	100.00%	<div><div></div></div>	19	30	3
Overvotes	0			0	0	0
Undervotes	0			0	0	0
Contest Totals	52			19	30	3

DEM United States Senator

Vote For 1

	TOTAL	VOTE %		Election Day	Early Voting	Mail
Royce West	58	67.44%	<div><div></div></div>	17	38	3
Mary "MJ" Hegar	28	32.56%	<div><div></div></div>	12	12	4
Total Votes Cast	86	100.00%	<div><div></div></div>	29	50	7
Overvotes	0			0	0	0
Undervotes	0			0	0	0
Contest Totals	86			29	50	7

DEM Railroad Commissioner

Vote For 1

	TOTAL	VOTE %		Election Day	Early Voting	Mail
Roberto R. "Beto" Alonzo	32	39.02%	<div><div></div></div>	15	15	2
Chrysta Castañeda	50	60.98%	<div><div></div></div>	13	32	5
Total Votes Cast	82	100.00%	<div><div></div></div>	28	47	7
Overvotes	0			0	0	0
Undervotes	4			1	3	0
Contest Totals	86			29	50	7

218

Statistics

	TOTAL	Election Day	Early Voting	Mail
Registered Voters - Total	3,539			
Ballots Cast - Total	274	124	135	15
Voter Turnout - Total	7.74%			

REP District Judge, 401st Judicial District

Vote For 1

	TOTAL	VOTE %		Election Day	Early Voting	Mail
George Flint	36	72.00%	<div><div></div></div>	19	17	0
Sarah Fox	14	28.00%	<div><div></div></div>	4	9	1
Total Votes Cast	50	100.00%	<div><div></div></div>	23	26	1
Overvotes	0			0	0	0
Undervotes	1			0	1	0
Contest Totals	51			23	27	1

DEM United States Senator

Vote For 1

	TOTAL	VOTE %		Election Day	Early Voting	Mail
Royce West	127	57.73%	<div><div></div></div>	53	68	6
Mary "MJ" Hegar	93	42.27%	<div><div></div></div>	46	39	8
Total Votes Cast	220	100.00%	<div><div></div></div>	99	107	14
Overvotes	0			0	0	0
Undervotes	3			2	1	0
Contest Totals	223			101	108	14

DEM United States Representative District 3

Vote For 1

	TOTAL	VOTE %		Election Day	Early Voting	Mail
Lulu Seikaly	111	51.87%	<div><div></div></div>	50	56	5
Sean McCaffity	103	48.13%	<div><div></div></div>	46	48	9
Total Votes Cast	214	100.00%	<div><div></div></div>	96	104	14
Overvotes	0			0	0	0
Undervotes	9			5	4	0
Contest Totals	223			101	108	14

DEM Railroad Commissioner

Vote For 1

	TOTAL	VOTE %		Election Day	Early Voting	Mail
Roberto R. "Beto" Alonzo	87	41.83%	<div><div></div></div>	42	39	6
Chrysta Castañeda	121	58.17%	<div><div></div></div>	52	62	7
Total Votes Cast	208	100.00%	<div><div></div></div>	94	101	13
Overvotes	0			0	0	0
Undervotes	15			7	7	1
Contest Totals	223			101	108	14

218

DEM State Representative District 67 STATE HOUSE REP DISTRICT 67

Vote For 1

	TOTAL	VOTE %		Election Day	Early Voting	Mail
Lorenzo Sanchez	115	53.00%	<div><div></div></div>	60	49	6
Tom Adair	102	47.00%	<div><div></div></div>	39	55	8
Total Votes Cast	217	100.00%	<div><div></div></div>	99	104	14
Overvotes	0			0	0	0
Undervotes	6			2	4	0
Contest Totals	223			101	108	14

219

Statistics

	TOTAL	Election Day	Early Voting	Mail
Registered Voters - Total	2,870			
Ballots Cast - Total	293	103	164	26
Voter Turnout - Total	10.21%			

REP District Judge, 401st Judicial District

Vote For 1

	TOTAL	VOTE %		Election Day	Early Voting	Mail
George Flint	57	64.77%	<div><div></div></div>	23	31	3
Sarah Fox	31	35.23%	<div><div></div></div>	7	19	5
Total Votes Cast	88	100.00%	<div><div></div></div>	30	50	8
Overvotes	0			0	0	0
Undervotes	0			0	0	0
Contest Totals	88			30	50	8

DEM United States Senator

Vote For 1

	TOTAL	VOTE %		Election Day	Early Voting	Mail
Royce West	101	49.75%	<div><div></div></div>	40	54	7
Mary "MJ" Hegar	102	50.25%	<div><div></div></div>	31	60	11
Total Votes Cast	203	100.00%	<div><div></div></div>	71	114	18
Overvotes	0			0	0	0
Undervotes	2			2	0	0
Contest Totals	205			73	114	18

DEM United States Representative District 3

Vote For 1

	TOTAL	VOTE %		Election Day	Early Voting	Mail
Lulu Seikaly	121	60.20%	<div><div></div></div>	38	72	11
Sean McCaffity	80	39.80%	<div><div></div></div>	32	42	6
Total Votes Cast	201	100.00%	<div><div></div></div>	70	114	17
Overvotes	0			0	0	0
Undervotes	4			3	0	1
Contest Totals	205			73	114	18

DEM Railroad Commissioner

Vote For 1

	TOTAL	VOTE %		Election Day	Early Voting	Mail
Roberto R. "Beto" Alonzo	56	29.32%	<div><div></div></div>	24	25	7
Chrysta Castañeda	135	70.68%	<div><div></div></div>	45	79	11
Total Votes Cast	191	100.00%	<div><div></div></div>	69	104	18
Overvotes	0			0	0	0
Undervotes	14			4	10	0
Contest Totals	205			73	114	18

219

DEM State Representative District 67 STATE HOUSE REP DISTRICT 67

Vote For 1

	TOTAL	VOTE %		Election Day	Early Voting	Mail
Lorenzo Sanchez	113	55.94%	<div><div></div></div>	44	58	11
Tom Adair	89	44.06%	<div><div></div></div>	28	54	7
Total Votes Cast	202	100.00%	<div><div></div></div>	72	112	18
Overvotes	0			0	0	0
Undervotes	3			1	2	0
Contest Totals	205			73	114	18

220

Statistics

	TOTAL	Election Day	Early Voting	Mail
Registered Voters - Total	3,640			
Ballots Cast - Total	296	130	143	23
Voter Turnout - Total	8.13%			

REP District Judge, 401st Judicial District

Vote For 1

	TOTAL	VOTE %		Election Day	Early Voting	Mail
George Flint	37	68.52%	<div><div></div></div>	14	21	2
Sarah Fox	17	31.48%	<div><div></div></div>	4	7	6
Total Votes Cast	54	100.00%	<div><div></div></div>	18	28	8
Overvotes	0			0	0	0
Undervotes	1			1	0	0
Contest Totals	55			19	28	8

DEM United States Senator

Vote For 1

	TOTAL	VOTE %		Election Day	Early Voting	Mail
Royce West	140	58.33%	<div><div></div></div>	60	70	10
Mary "MJ" Hegar	100	41.67%	<div><div></div></div>	50	45	5
Total Votes Cast	240	100.00%	<div><div></div></div>	110	115	15
Overvotes	0			0	0	0
Undervotes	1			1	0	0
Contest Totals	241			111	115	15

DEM United States Representative District 3

Vote For 1

	TOTAL	VOTE %		Election Day	Early Voting	Mail
Lulu Seikaly	140	58.82%	<div><div></div></div>	66	61	13
Sean McCaffity	98	41.18%	<div><div></div></div>	42	54	2
Total Votes Cast	238	100.00%	<div><div></div></div>	108	115	15
Overvotes	0			0	0	0
Undervotes	3			3	0	0
Contest Totals	241			111	115	15

DEM Railroad Commissioner

Vote For 1

	TOTAL	VOTE %		Election Day	Early Voting	Mail
Roberto R. "Beto" Alonzo	94	41.05%	<div><div></div></div>	37	50	7
Chrysta Castañeda	135	58.95%	<div><div></div></div>	66	63	6
Total Votes Cast	229	100.00%	<div><div></div></div>	103	113	13
Overvotes	0			0	0	0
Undervotes	12			8	2	2
Contest Totals	241			111	115	15

221

Statistics

	TOTAL	Election Day	Early Voting	Mail
Registered Voters - Total	4,646			
Ballots Cast - Total	307	97	148	62
Voter Turnout - Total	6.61%			

REP District Judge, 401st Judicial District

Vote For 1

	TOTAL	VOTE %		Election Day	Early Voting	Mail
George Flint	78	73.58%	<div><div></div></div>	39	35	4
Sarah Fox	28	26.42%	<div><div></div></div>	8	11	9
Total Votes Cast	106	100.00%	<div><div></div></div>	47	46	13
Overvotes	0			0	0	0
Undervotes	1			0	1	0
Contest Totals	107			47	47	13

DEM United States Senator

Vote For 1

	TOTAL	VOTE %		Election Day	Early Voting	Mail
Royce West	85	42.93%	<div><div></div></div>	19	44	22
Mary "MJ" Hegar	113	57.07%	<div><div></div></div>	31	56	26
Total Votes Cast	198	100.00%	<div><div></div></div>	50	100	48
Overvotes	0			0	0	0
Undervotes	2			0	1	1
Contest Totals	200			50	101	49

DEM United States Representative District 3

Vote For 1

	TOTAL	VOTE %		Election Day	Early Voting	Mail
Lulu Seikaly	122	62.56%	<div><div></div></div>	30	65	27
Sean McCaffity	73	37.44%	<div><div></div></div>	18	33	22
Total Votes Cast	195	100.00%	<div><div></div></div>	48	98	49
Overvotes	0			0	0	0
Undervotes	5			2	3	0
Contest Totals	200			50	101	49

DEM Railroad Commissioner

Vote For 1

	TOTAL	VOTE %		Election Day	Early Voting	Mail
Roberto R. "Beto" Alonzo	56	29.79%	<div><div></div></div>	19	27	10
Chrysta Castañeda	132	70.21%	<div><div></div></div>	26	70	36
Total Votes Cast	188	100.00%	<div><div></div></div>	45	97	46
Overvotes	0			0	0	0
Undervotes	12			5	4	3
Contest Totals	200			50	101	49

222

Statistics

	TOTAL	Election Day	Early Voting	Mail
Registered Voters - Total	3,018			
Ballots Cast - Total	303	110	173	20
Voter Turnout - Total	10.04%			

REP District Judge, 401st Judicial District

Vote For 1

	TOTAL	VOTE %		Election Day	Early Voting	Mail
George Flint	48	67.61%	<div><div></div></div>	20	26	2
Sarah Fox	23	32.39%	<div><div></div></div>	13	8	2
Total Votes Cast	71	100.00%	<div><div></div></div>	33	34	4
Overvotes	0			0	0	0
Undervotes	0			0	0	0
Contest Totals	71			33	34	4

DEM United States Senator

Vote For 1

	TOTAL	VOTE %		Election Day	Early Voting	Mail
Royce West	131	57.96%	<div><div></div></div>	39	83	9
Mary "MJ" Hegar	95	42.04%	<div><div></div></div>	37	51	7
Total Votes Cast	226	100.00%	<div><div></div></div>	76	134	16
Overvotes	0			0	0	0
Undervotes	6			1	5	0
Contest Totals	232			77	139	16

DEM United States Representative District 3

Vote For 1

	TOTAL	VOTE %		Election Day	Early Voting	Mail
Lulu Seikaly	115	50.44%	<div><div></div></div>	34	70	11
Sean McCaffity	113	49.56%	<div><div></div></div>	43	65	5
Total Votes Cast	228	100.00%	<div><div></div></div>	77	135	16
Overvotes	0			0	0	0
Undervotes	4			0	4	0
Contest Totals	232			77	139	16

DEM Railroad Commissioner

Vote For 1

	TOTAL	VOTE %		Election Day	Early Voting	Mail
Roberto R. "Beto" Alonzo	90	40.72%	<div><div></div></div>	38	44	8
Chrysta Castañeda	131	59.28%	<div><div></div></div>	39	85	7
Total Votes Cast	221	100.00%	<div><div></div></div>	77	129	15
Overvotes	0			0	0	0
Undervotes	11			0	10	1
Contest Totals	232			77	139	16

222

DEM State Representative District 67 STATE HOUSE REP DISTRICT 67

Vote For 1

	TOTAL	VOTE %		Election Day	Early Voting	Mail
Lorenzo Sanchez	140	61.95%	<div><div></div></div>	44	87	9
Tom Adair	86	38.05%	<div><div></div></div>	33	46	7
Total Votes Cast	226	100.00%	<div><div></div></div>	77	133	16
Overvotes	0			0	0	0
Undervotes	6			0	6	0
Contest Totals	232			77	139	16

223

Statistics

	TOTAL	Election Day	Early Voting	Mail
Registered Voters - Total	1,815			
Ballots Cast - Total	192	61	115	16
Voter Turnout - Total	10.58%			

REP District Judge, 401st Judicial District

Vote For 1

	TOTAL	VOTE %		Election Day	Early Voting	Mail
George Flint	51	87.93%	<div><div></div></div>	23	25	3
Sarah Fox	7	12.07%	<div><div></div></div>	3	4	0
Total Votes Cast	58	100.00%	<div><div></div></div>	26	29	3
Overvotes	0			0	0	0
Undervotes	0			0	0	0
Contest Totals	58			26	29	3

DEM United States Senator

Vote For 1

	TOTAL	VOTE %		Election Day	Early Voting	Mail
Royce West	56	41.79%	<div><div></div></div>	10	42	4
Mary "MJ" Hegar	78	58.21%	<div><div></div></div>	25	44	9
Total Votes Cast	134	100.00%	<div><div></div></div>	35	86	13
Overvotes	0			0	0	0
Undervotes	0			0	0	0
Contest Totals	134			35	86	13

DEM United States Representative District 3

Vote For 1

	TOTAL	VOTE %		Election Day	Early Voting	Mail
Lulu Seikaly	63	47.73%	<div><div></div></div>	19	34	10
Sean McCaffity	69	52.27%	<div><div></div></div>	15	51	3
Total Votes Cast	132	100.00%	<div><div></div></div>	34	85	13
Overvotes	0			0	0	0
Undervotes	2			1	1	0
Contest Totals	134			35	86	13

DEM Railroad Commissioner

Vote For 1

	TOTAL	VOTE %		Election Day	Early Voting	Mail
Roberto R. "Beto" Alonzo	42	32.56%	<div><div></div></div>	13	25	4
Chrysta Castañeda	87	67.44%	<div><div></div></div>	21	57	9
Total Votes Cast	129	100.00%	<div><div></div></div>	34	82	13
Overvotes	0			0	0	0
Undervotes	5			1	4	0
Contest Totals	134			35	86	13

223

DEM State Representative District 67 STATE HOUSE REP DISTRICT 67

Vote For 1

	TOTAL	VOTE %		Election Day	Early Voting	Mail
Lorenzo Sanchez	62	47.69%	<div><div></div><div></div></div>	19	39	4
Tom Adair	68	52.31%	<div><div></div><div></div></div>	14	45	9
Total Votes Cast	130	100.00%	<div><div></div></div>	33	84	13
Overvotes	0			0	0	0
Undervotes	4			2	2	0
Contest Totals	134			35	86	13

224

Statistics

	TOTAL	Election Day	Early Voting	Mail
Registered Voters - Total	2,248			
Ballots Cast - Total	135	45	76	14
Voter Turnout - Total	6.01%			

REP District Judge, 401st Judicial District

Vote For 1

	TOTAL	VOTE %		Election Day	Early Voting	Mail
George Flint	36	63.16%	<div><div></div></div>	19	16	1
Sarah Fox	21	36.84%	<div><div></div></div>	7	12	2
Total Votes Cast	57	100.00%	<div><div></div></div>	26	28	3
Overvotes	0			0	0	0
Undervotes	0			0	0	0
Contest Totals	57			26	28	3

DEM United States Senator

Vote For 1

	TOTAL	VOTE %		Election Day	Early Voting	Mail
Royce West	35	45.45%	<div><div></div></div>	11	22	2
Mary "MJ" Hegar	42	54.55%	<div><div></div></div>	8	25	9
Total Votes Cast	77	100.00%	<div><div></div></div>	19	47	11
Overvotes	0			0	0	0
Undervotes	1			0	1	0
Contest Totals	78			19	48	11

DEM United States Representative District 3

Vote For 1

	TOTAL	VOTE %		Election Day	Early Voting	Mail
Lulu Seikaly	44	57.89%	<div><div></div></div>	15	22	7
Sean McCaffity	32	42.11%	<div><div></div></div>	4	24	4
Total Votes Cast	76	100.00%	<div><div></div></div>	19	46	11
Overvotes	0			0	0	0
Undervotes	2			0	2	0
Contest Totals	78			19	48	11

DEM Railroad Commissioner

Vote For 1

	TOTAL	VOTE %		Election Day	Early Voting	Mail
Roberto R. "Beto" Alonzo	33	44.59%	<div><div></div></div>	10	17	6
Chrysta Castañeda	41	55.41%	<div><div></div></div>	8	28	5
Total Votes Cast	74	100.00%	<div><div></div></div>	18	45	11
Overvotes	0			0	0	0
Undervotes	4			1	3	0
Contest Totals	78			19	48	11

225

Statistics

	TOTAL	Election Day	Early Voting	Mail
Registered Voters - Total	3,513			
Ballots Cast - Total	238	104	107	27
Voter Turnout - Total	6.77%			

REP District Judge, 401st Judicial District

Vote For 1

	TOTAL	VOTE %		Election Day	Early Voting	Mail
George Flint	35	72.92%	<div><div></div></div>	20	14	1
Sarah Fox	13	27.08%	<div><div></div></div>	6	5	2
Total Votes Cast	48	100.00%	<div><div></div></div>	26	19	3
Overvotes	0			0	0	0
Undervotes	0			0	0	0
Contest Totals	48			26	19	3

DEM United States Senator

Vote For 1

	TOTAL	VOTE %		Election Day	Early Voting	Mail
Royce West	102	54.26%	<div><div></div></div>	41	49	12
Mary "MJ" Hegar	86	45.74%	<div><div></div></div>	36	38	12
Total Votes Cast	188	100.00%	<div><div></div></div>	77	87	24
Overvotes	0			0	0	0
Undervotes	2			1	1	0
Contest Totals	190			78	88	24

DEM United States Representative District 3

Vote For 1

	TOTAL	VOTE %		Election Day	Early Voting	Mail
Lulu Seikaly	125	67.93%	<div><div></div></div>	53	57	15
Sean McCaffity	59	32.07%	<div><div></div></div>	22	28	9
Total Votes Cast	184	100.00%	<div><div></div></div>	75	85	24
Overvotes	0			0	0	0
Undervotes	6			3	3	0
Contest Totals	190			78	88	24

DEM Railroad Commissioner

Vote For 1

	TOTAL	VOTE %		Election Day	Early Voting	Mail
Roberto R. "Beto" Alonzo	80	44.94%	<div><div></div></div>	42	30	8
Chrysta Castañeda	98	55.06%	<div><div></div></div>	30	54	14
Total Votes Cast	178	100.00%	<div><div></div></div>	72	84	22
Overvotes	0			0	0	0
Undervotes	12			6	4	2
Contest Totals	190			78	88	24

226

Statistics

	TOTAL	Election Day	Early Voting	Mail
Registered Voters - Total	4,247			
Ballots Cast - Total	363	151	177	35
Voter Turnout - Total	8.55%			

REP District Judge, 401st Judicial District

Vote For 1

	TOTAL	VOTE %		Election Day	Early Voting	Mail
George Flint	63	69.23%	<div><div></div></div>	33	26	4
Sarah Fox	28	30.77%	<div><div></div></div>	15	11	2
Total Votes Cast	91	100.00%	<div><div></div></div>	48	37	6
Overvotes	0			0	0	0
Undervotes	0			0	0	0
Contest Totals	91			48	37	6

DEM United States Senator

Vote For 1

	TOTAL	VOTE %		Election Day	Early Voting	Mail
Royce West	144	53.14%	<div><div></div></div>	52	84	8
Mary "MJ" Hegar	127	46.86%	<div><div></div></div>	51	55	21
Total Votes Cast	271	100.00%	<div><div></div></div>	103	139	29
Overvotes	0			0	0	0
Undervotes	1			0	1	0
Contest Totals	272			103	140	29

DEM United States Representative District 3

Vote For 1

	TOTAL	VOTE %		Election Day	Early Voting	Mail
Lulu Seikaly	167	63.02%	<div><div></div></div>	63	83	21
Sean McCaffity	98	36.98%	<div><div></div></div>	37	53	8
Total Votes Cast	265	100.00%	<div><div></div></div>	100	136	29
Overvotes	0			0	0	0
Undervotes	7			3	4	0
Contest Totals	272			103	140	29

DEM Railroad Commissioner

Vote For 1

	TOTAL	VOTE %		Election Day	Early Voting	Mail
Roberto R. "Beto" Alonzo	109	41.44%	<div><div></div></div>	49	51	9
Chrysta Castañeda	154	58.56%	<div><div></div></div>	53	83	18
Total Votes Cast	263	100.00%	<div><div></div></div>	102	134	27
Overvotes	0			0	0	0
Undervotes	9			1	6	2
Contest Totals	272			103	140	29

227

Statistics

	TOTAL	Election Day	Early Voting	Mail
Registered Voters - Total	4,112			
Ballots Cast - Total	323	105	182	36
Voter Turnout - Total	7.86%			

REP District Judge, 401st Judicial District

Vote For 1

	TOTAL	VOTE %		Election Day	Early Voting	Mail
George Flint	49	63.64%	<div><div></div></div>	29	17	3
Sarah Fox	28	36.36%	<div><div></div></div>	12	11	5
Total Votes Cast	77	100.00%	<div><div></div></div>	41	28	8
Overvotes	0			0	0	0
Undervotes	0			0	0	0
Contest Totals	77			41	28	8

DEM United States Senator

Vote For 1

	TOTAL	VOTE %		Election Day	Early Voting	Mail
Royce West	119	49.17%	<div><div></div></div>	34	69	16
Mary "MJ" Hegar	123	50.83%	<div><div></div></div>	27	84	12
Total Votes Cast	242	100.00%	<div><div></div></div>	61	153	28
Overvotes	0			0	0	0
Undervotes	4			3	1	0
Contest Totals	246			64	154	28

DEM United States Representative District 3

Vote For 1

	TOTAL	VOTE %		Election Day	Early Voting	Mail
Lulu Seikaly	146	61.34%	<div><div></div></div>	31	95	20
Sean McCaffity	92	38.66%	<div><div></div></div>	28	56	8
Total Votes Cast	238	100.00%	<div><div></div></div>	59	151	28
Overvotes	0			0	0	0
Undervotes	8			5	3	0
Contest Totals	246			64	154	28

DEM Railroad Commissioner

Vote For 1

	TOTAL	VOTE %		Election Day	Early Voting	Mail
Roberto R. "Beto" Alonzo	97	41.63%	<div><div></div></div>	25	62	10
Chrysta Castañeda	136	58.37%	<div><div></div></div>	35	84	17
Total Votes Cast	233	100.00%	<div><div></div></div>	60	146	27
Overvotes	0			0	0	0
Undervotes	13			4	8	1
Contest Totals	246			64	154	28

228

Statistics

	TOTAL	Election Day	Early Voting	Mail
Registered Voters - Total	3,748			
Ballots Cast - Total	256	112	118	26
Voter Turnout - Total	6.83%			

REP District Judge, 401st Judicial District

Vote For 1

	TOTAL	VOTE %		Election Day	Early Voting	Mail
George Flint	25	54.35%	<div><div></div></div>	11	12	2
Sarah Fox	21	45.65%	<div><div></div></div>	14	2	5
Total Votes Cast	46	100.00%	<div><div></div></div>	25	14	7
Overvotes	0			0	0	0
Undervotes	0			0	0	0
Contest Totals	46			25	14	7

DEM United States Senator

Vote For 1

	TOTAL	VOTE %		Election Day	Early Voting	Mail
Royce West	137	65.55%	<div><div></div></div>	63	65	9
Mary "MJ" Hegar	72	34.45%	<div><div></div></div>	24	38	10
Total Votes Cast	209	100.00%	<div><div></div></div>	87	103	19
Overvotes	0			0	0	0
Undervotes	1			0	1	0
Contest Totals	210			87	104	19

DEM United States Representative District 3

Vote For 1

	TOTAL	VOTE %		Election Day	Early Voting	Mail
Lulu Seikaly	137	68.16%	<div><div></div></div>	55	69	13
Sean McCaffity	64	31.84%	<div><div></div></div>	26	32	6
Total Votes Cast	201	100.00%	<div><div></div></div>	81	101	19
Overvotes	0			0	0	0
Undervotes	9			6	3	0
Contest Totals	210			87	104	19

DEM Railroad Commissioner

Vote For 1

	TOTAL	VOTE %		Election Day	Early Voting	Mail
Roberto R. "Beto" Alonzo	81	41.33%	<div><div></div></div>	35	37	9
Chrysta Castañeda	115	58.67%	<div><div></div></div>	42	64	9
Total Votes Cast	196	100.00%	<div><div></div></div>	77	101	18
Overvotes	0			0	0	0
Undervotes	14			10	3	1
Contest Totals	210			87	104	19

229

Statistics

	TOTAL	Election Day	Early Voting	Mail
Registered Voters - Total	1,057			
Ballots Cast - Total	74	23	47	4
Voter Turnout - Total	7.00%			

REP District Judge, 401st Judicial District

Vote For 1

	TOTAL	VOTE %		Election Day	Early Voting	Mail
George Flint	2	22.22%	<div><div></div></div>	1	1	0
Sarah Fox	7	77.78%	<div><div></div></div>	2	5	0
Total Votes Cast	9	100.00%	<div><div></div></div>	3	6	0
Overvotes	0			0	0	0
Undervotes	0			0	0	0
Contest Totals	9			3	6	0

DEM United States Senator

Vote For 1

	TOTAL	VOTE %		Election Day	Early Voting	Mail
Royce West	48	76.19%	<div><div></div></div>	18	29	1
Mary "MJ" Hegar	15	23.81%	<div><div></div></div>	2	10	3
Total Votes Cast	63	100.00%	<div><div></div></div>	20	39	4
Overvotes	0			0	0	0
Undervotes	2			0	2	0
Contest Totals	65			20	41	4

DEM United States Representative District 3

Vote For 1

	TOTAL	VOTE %		Election Day	Early Voting	Mail
Lulu Seikaly	36	55.38%	<div><div></div></div>	10	22	4
Sean McCaffity	29	44.62%	<div><div></div></div>	10	19	0
Total Votes Cast	65	100.00%	<div><div></div></div>	20	41	4
Overvotes	0			0	0	0
Undervotes	0			0	0	0
Contest Totals	65			20	41	4

DEM Railroad Commissioner

Vote For 1

	TOTAL	VOTE %		Election Day	Early Voting	Mail
Roberto R. "Beto" Alonzo	31	49.21%	<div><div></div></div>	15	15	1
Chrysta Castañeda	32	50.79%	<div><div></div></div>	4	25	3
Total Votes Cast	63	100.00%	<div><div></div></div>	19	40	4
Overvotes	0			0	0	0
Undervotes	2			1	1	0
Contest Totals	65			20	41	4

Summary Results Report
Primary Runoff
July 14, 2020

FINAL RESULTS
37 of 37 Vote Centers Reporting
Collin County, Texas

230

Statistics

	TOTAL	Election Day	Early Voting	Mail
Registered Voters - Total	3,892			
Ballots Cast - Total	265	118	126	21
Voter Turnout - Total	6.81%			

REP District Judge, 401st Judicial District

Vote For 1

	TOTAL	VOTE %		Election Day	Early Voting	Mail
George Flint	29	60.42%	<div><div></div></div>	8	18	3
Sarah Fox	19	39.58%	<div><div></div></div>	12	2	5
Total Votes Cast	48	100.00%	<div><div></div></div>	20	20	8
Overvotes	0			0	0	0
Undervotes	0			0	0	0
Contest Totals	48			20	20	8

DEM United States Senator

Vote For 1

	TOTAL	VOTE %		Election Day	Early Voting	Mail
Royce West	111	51.87%	<div><div></div></div>	50	55	6
Mary "MJ" Hegar	103	48.13%	<div><div></div></div>	46	50	7
Total Votes Cast	214	100.00%	<div><div></div></div>	96	105	13
Overvotes	0			0	0	0
Undervotes	3			2	1	0
Contest Totals	217			98	106	13

DEM United States Representative District 3

Vote For 1

	TOTAL	VOTE %		Election Day	Early Voting	Mail
Lulu Seikaly	125	58.69%	<div><div></div></div>	61	57	7
Sean McCaffity	88	41.31%	<div><div></div></div>	35	47	6
Total Votes Cast	213	100.00%	<div><div></div></div>	96	104	13
Overvotes	0			0	0	0
Undervotes	4			2	2	0
Contest Totals	217			98	106	13

DEM Railroad Commissioner

Vote For 1

	TOTAL	VOTE %		Election Day	Early Voting	Mail
Roberto R. "Beto" Alonzo	77	37.56%	<div><div></div></div>	34	41	2
Chrysta Castañeda	128	62.44%	<div><div></div></div>	57	60	11
Total Votes Cast	205	100.00%	<div><div></div></div>	91	101	13
Overvotes	0			0	0	0
Undervotes	12			7	5	0
Contest Totals	217			98	106	13

231

Statistics

	TOTAL	Election Day	Early Voting	Mail
Registered Voters - Total	2,619			
Ballots Cast - Total	201	68	111	22
Voter Turnout - Total	7.67%			

REP District Judge, 401st Judicial District

Vote For 1

	TOTAL	VOTE %		Election Day	Early Voting	Mail
George Flint	39	63.93%	<div><div></div></div>	13	22	4
Sarah Fox	22	36.07%	<div><div></div></div>	11	11	0
Total Votes Cast	61	100.00%	<div><div></div></div>	24	33	4
Overvotes	0			0	0	0
Undervotes	1			0	0	1
Contest Totals	62			24	33	5

DEM United States Senator

Vote For 1

	TOTAL	VOTE %		Election Day	Early Voting	Mail
Royce West	66	47.48%	<div><div></div></div>	23	36	7
Mary "MJ" Hegar	73	52.52%	<div><div></div></div>	21	42	10
Total Votes Cast	139	100.00%	<div><div></div></div>	44	78	17
Overvotes	0			0	0	0
Undervotes	0			0	0	0
Contest Totals	139			44	78	17

DEM United States Representative District 3

Vote For 1

	TOTAL	VOTE %		Election Day	Early Voting	Mail
Lulu Seikaly	82	59.85%	<div><div></div></div>	21	49	12
Sean McCaffity	55	40.15%	<div><div></div></div>	22	28	5
Total Votes Cast	137	100.00%	<div><div></div></div>	43	77	17
Overvotes	0			0	0	0
Undervotes	2			1	1	0
Contest Totals	139			44	78	17

DEM Railroad Commissioner

Vote For 1

	TOTAL	VOTE %		Election Day	Early Voting	Mail
Roberto R. "Beto" Alonzo	53	39.55%	<div><div></div></div>	17	31	5
Chrysta Castañeda	81	60.45%	<div><div></div></div>	26	44	11
Total Votes Cast	134	100.00%	<div><div></div></div>	43	75	16
Overvotes	0			0	0	0
Undervotes	5			1	3	1
Contest Totals	139			44	78	17

Summary Results Report
Primary Runoff
July 14, 2020

FINAL RESULTS
37 of 37 Vote Centers Reporting
Collin County, Texas

232

Statistics

	TOTAL	Election Day	Early Voting	Mail
Registered Voters - Total	3,042			
Ballots Cast - Total	209	68	105	36
Voter Turnout - Total	6.87%			

REP District Judge, 401st Judicial District

Vote For 1

	TOTAL	VOTE %		Election Day	Early Voting	Mail
George Flint	29	67.44%	<div><div></div></div>	13	14	2
Sarah Fox	14	32.56%	<div><div></div></div>	2	9	3
Total Votes Cast	43	100.00%	<div><div></div></div>	15	23	5
Overvotes	0			0	0	0
Undervotes	0			0	0	0
Contest Totals	43			15	23	5

DEM United States Senator

Vote For 1

	TOTAL	VOTE %		Election Day	Early Voting	Mail
Royce West	96	58.18%	<div><div></div></div>	37	43	16
Mary "MJ" Hegar	69	41.82%	<div><div></div></div>	16	38	15
Total Votes Cast	165	100.00%	<div><div></div></div>	53	81	31
Overvotes	0			0	0	0
Undervotes	1			0	1	0
Contest Totals	166			53	82	31

DEM Railroad Commissioner

Vote For 1

	TOTAL	VOTE %		Election Day	Early Voting	Mail
Roberto R. "Beto" Alonzo	71	45.81%	<div><div></div></div>	25	33	13
Chrysta Castañeda	84	54.19%	<div><div></div></div>	23	44	17
Total Votes Cast	155	100.00%	<div><div></div></div>	48	77	30
Overvotes	0			0	0	0
Undervotes	11			5	5	1
Contest Totals	166			53	82	31

Summary Results Report
Primary Runoff
July 14, 2020

FINAL RESULTS
37 of 37 Vote Centers Reporting
Collin County, Texas

233

Statistics

	TOTAL	Election Day	Early Voting	Mail
Registered Voters - Total	1,615			
Ballots Cast - Total	117	49	55	13
Voter Turnout - Total	7.24%			

REP District Judge, 401st Judicial District

Vote For 1

	TOTAL	VOTE %		Election Day	Early Voting	Mail
George Flint	25	80.65%	<div><div></div></div>	13	9	3
Sarah Fox	6	19.35%	<div><div></div></div>	3	2	1
Total Votes Cast	31	100.00%	<div><div></div></div>	16	11	4
Overvotes	0			0	0	0
Undervotes	0			0	0	0
Contest Totals	31			16	11	4

DEM United States Senator

Vote For 1

	TOTAL	VOTE %		Election Day	Early Voting	Mail
Royce West	54	62.79%	<div><div></div></div>	20	27	7
Mary "MJ" Hegar	32	37.21%	<div><div></div></div>	13	17	2
Total Votes Cast	86	100.00%	<div><div></div></div>	33	44	9
Overvotes	0			0	0	0
Undervotes	0			0	0	0
Contest Totals	86			33	44	9

DEM Railroad Commissioner

Vote For 1

	TOTAL	VOTE %		Election Day	Early Voting	Mail
Roberto R. "Beto" Alonzo	31	37.35%	<div><div></div></div>	10	19	2
Chrysta Castañeda	52	62.65%	<div><div></div></div>	23	22	7
Total Votes Cast	83	100.00%	<div><div></div></div>	33	41	9
Overvotes	0			0	0	0
Undervotes	3			0	3	0
Contest Totals	86			33	44	9

234

Statistics

	TOTAL	Election Day	Early Voting	Mail
Registered Voters - Total	1,636			
Ballots Cast - Total	142	58	79	5
Voter Turnout - Total	8.68%			

REP District Judge, 401st Judicial District

Vote For 1

	TOTAL	VOTE %		Election Day	Early Voting	Mail
George Flint	28	66.67%	<div><div></div></div>	6	22	0
Sarah Fox	14	33.33%	<div><div></div></div>	8	5	1
Total Votes Cast	42	100.00%	<div><div></div></div>	14	27	1
Overvotes	0			0	0	0
Undervotes	0			0	0	0
Contest Totals	42			14	27	1

DEM United States Senator

Vote For 1

	TOTAL	VOTE %		Election Day	Early Voting	Mail
Royce West	47	48.96%	<div><div></div></div>	16	27	4
Mary "MJ" Hegar	49	51.04%	<div><div></div></div>	26	23	0
Total Votes Cast	96	100.00%	<div><div></div></div>	42	50	4
Overvotes	0			0	0	0
Undervotes	4			2	2	0
Contest Totals	100			44	52	4

DEM United States Representative District 3

Vote For 1

	TOTAL	VOTE %		Election Day	Early Voting	Mail
Lulu Seikaly	59	64.13%	<div><div></div></div>	26	29	4
Sean McCaffity	33	35.87%	<div><div></div></div>	15	18	0
Total Votes Cast	92	100.00%	<div><div></div></div>	41	47	4
Overvotes	0			0	0	0
Undervotes	8			3	5	0
Contest Totals	100			44	52	4

DEM Railroad Commissioner

Vote For 1

	TOTAL	VOTE %		Election Day	Early Voting	Mail
Roberto R. "Beto" Alonzo	34	38.64%	<div><div></div></div>	15	17	2
Chrysta Castañeda	54	61.36%	<div><div></div></div>	22	30	2
Total Votes Cast	88	100.00%	<div><div></div></div>	37	47	4
Overvotes	0			0	0	0
Undervotes	12			7	5	0
Contest Totals	100			44	52	4

235

Statistics

	TOTAL	Election Day	Early Voting	Mail
Registered Voters - Total	1,859			
Ballots Cast - Total	149	61	65	23
Voter Turnout - Total	8.02%			

REP District Judge, 401st Judicial District

Vote For 1

	TOTAL	VOTE %		Election Day	Early Voting	Mail
George Flint	23	58.97%	<div><div></div></div>	9	14	0
Sarah Fox	16	41.03%	<div><div></div></div>	6	5	5
Total Votes Cast	39	100.00%	<div><div></div></div>	15	19	5
Overvotes	0			0	0	0
Undervotes	1			1	0	0
Contest Totals	40			16	19	5

DEM United States Senator

Vote For 1

	TOTAL	VOTE %		Election Day	Early Voting	Mail
Royce West	56	51.85%	<div><div></div></div>	20	27	9
Mary "MJ" Hegar	52	48.15%	<div><div></div></div>	25	18	9
Total Votes Cast	108	100.00%	<div><div></div></div>	45	45	18
Overvotes	0			0	0	0
Undervotes	1			0	1	0
Contest Totals	109			45	46	18

DEM United States Representative District 3

Vote For 1

	TOTAL	VOTE %		Election Day	Early Voting	Mail
Lulu Seikaly	60	58.25%	<div><div></div></div>	30	19	11
Sean McCaffity	43	41.75%	<div><div></div></div>	12	25	6
Total Votes Cast	103	100.00%	<div><div></div></div>	42	44	17
Overvotes	0			0	0	0
Undervotes	6			3	2	1
Contest Totals	109			45	46	18

DEM Railroad Commissioner

Vote For 1

	TOTAL	VOTE %		Election Day	Early Voting	Mail
Roberto R. "Beto" Alonzo	36	35.64%	<div><div></div></div>	14	17	5
Chrysta Castañeda	65	64.36%	<div><div></div></div>	26	26	13
Total Votes Cast	101	100.00%	<div><div></div></div>	40	43	18
Overvotes	0			0	0	0
Undervotes	8			5	3	0
Contest Totals	109			45	46	18

236

Statistics

	TOTAL	Election Day	Early Voting	Mail
Registered Voters - Total	2,706			
Ballots Cast - Total	260	79	164	17
Voter Turnout - Total	9.61%			

REP District Judge, 401st Judicial District

Vote For 1

	TOTAL	VOTE %		Election Day	Early Voting	Mail
George Flint	76	76.00%	<div><div></div></div>	21	52	3
Sarah Fox	24	24.00%	<div><div></div></div>	11	11	2
Total Votes Cast	100	100.00%	<div><div></div></div>	32	63	5
Overvotes	0			0	0	0
Undervotes	0			0	0	0
Contest Totals	100			32	63	5

DEM United States Senator

Vote For 1

	TOTAL	VOTE %		Election Day	Early Voting	Mail
Royce West	69	43.95%	<div><div></div></div>	21	44	4
Mary "MJ" Hegar	88	56.05%	<div><div></div></div>	25	56	7
Total Votes Cast	157	100.00%	<div><div></div></div>	46	100	11
Overvotes	0			0	0	0
Undervotes	3			1	1	1
Contest Totals	160			47	101	12

DEM United States Representative District 3

Vote For 1

	TOTAL	VOTE %		Election Day	Early Voting	Mail
Lulu Seikaly	90	58.06%	<div><div></div></div>	26	60	4
Sean McCaffity	65	41.94%	<div><div></div></div>	19	39	7
Total Votes Cast	155	100.00%	<div><div></div></div>	45	99	11
Overvotes	0			0	0	0
Undervotes	5			2	2	1
Contest Totals	160			47	101	12

DEM Railroad Commissioner

Vote For 1

	TOTAL	VOTE %		Election Day	Early Voting	Mail
Roberto R. "Beto" Alonzo	54	35.06%	<div><div></div></div>	18	34	2
Chrysta Castañeda	100	64.94%	<div><div></div></div>	26	64	10
Total Votes Cast	154	100.00%	<div><div></div></div>	44	98	12
Overvotes	0			0	0	0
Undervotes	6			3	3	0
Contest Totals	160			47	101	12

Summary Results Report
Primary Runoff
July 14, 2020

FINAL RESULTS
37 of 37 Vote Centers Reporting
Collin County, Texas

237

Statistics

	TOTAL	Election Day	Early Voting	Mail
Registered Voters - Total	2,091			
Ballots Cast - Total	140	43	74	23
Voter Turnout - Total	6.70%			

REP District Judge, 401st Judicial District

Vote For 1

	TOTAL	VOTE %		Election Day	Early Voting	Mail
George Flint	27	72.97%	<div><div></div></div>	11	15	1
Sarah Fox	10	27.03%	<div><div></div></div>	3	3	4
Total Votes Cast	37	100.00%	<div><div></div></div>	14	18	5
Overvotes	0			0	0	0
Undervotes	0			0	0	0
Contest Totals	37			14	18	5

DEM United States Senator

Vote For 1

	TOTAL	VOTE %		Election Day	Early Voting	Mail
Royce West	63	61.76%	<div><div></div></div>	22	34	7
Mary "MJ" Hegar	39	38.24%	<div><div></div></div>	6	22	11
Total Votes Cast	102	100.00%	<div><div></div></div>	28	56	18
Overvotes	0			0	0	0
Undervotes	1			1	0	0
Contest Totals	103			29	56	18

DEM Railroad Commissioner

Vote For 1

	TOTAL	VOTE %		Election Day	Early Voting	Mail
Roberto R. "Beto" Alonzo	42	42.00%	<div><div></div></div>	15	22	5
Chrysta Castañeda	58	58.00%	<div><div></div></div>	12	33	13
Total Votes Cast	100	100.00%	<div><div></div></div>	27	55	18
Overvotes	0			0	0	0
Undervotes	3			2	1	0
Contest Totals	103			29	56	18

238

Statistics

	TOTAL	Election Day	Early Voting	Mail
Registered Voters - Total	3,277			
Ballots Cast - Total	210	71	113	26
Voter Turnout - Total	6.41%			

REP District Judge, 401st Judicial District

Vote For 1

	TOTAL	VOTE %		Election Day	Early Voting	Mail
George Flint	24	58.54%	<div><div></div></div>	8	12	4
Sarah Fox	17	41.46%	<div><div></div></div>	7	8	2
Total Votes Cast	41	100.00%	<div><div></div></div>	15	20	6
Overvotes	0			0	0	0
Undervotes	0			0	0	0
Contest Totals	41			15	20	6

DEM United States Senator

Vote For 1

	TOTAL	VOTE %		Election Day	Early Voting	Mail
Royce West	98	58.33%	<div><div></div></div>	27	56	15
Mary "MJ" Hegar	70	41.67%	<div><div></div></div>	29	36	5
Total Votes Cast	168	100.00%	<div><div></div></div>	56	92	20
Overvotes	0			0	0	0
Undervotes	1			0	1	0
Contest Totals	169			56	93	20

DEM United States Representative District 3

Vote For 1

	TOTAL	VOTE %		Election Day	Early Voting	Mail
Lulu Seikaly	107	64.07%	<div><div></div></div>	36	58	13
Sean McCaffity	60	35.93%	<div><div></div></div>	20	33	7
Total Votes Cast	167	100.00%	<div><div></div></div>	56	91	20
Overvotes	0			0	0	0
Undervotes	2			0	2	0
Contest Totals	169			56	93	20

DEM Railroad Commissioner

Vote For 1

	TOTAL	VOTE %		Election Day	Early Voting	Mail
Roberto R. "Beto" Alonzo	66	40.99%	<div><div></div></div>	23	34	9
Chrysta Castañeda	95	59.01%	<div><div></div></div>	31	53	11
Total Votes Cast	161	100.00%	<div><div></div></div>	54	87	20
Overvotes	0			0	0	0
Undervotes	8			2	6	0
Contest Totals	169			56	93	20

239

Statistics

	TOTAL	Election Day	Early Voting	Mail
Registered Voters - Total	3,884			
Ballots Cast - Total	213	89	109	15
Voter Turnout - Total	5.48%			

REP District Judge, 401st Judicial District

Vote For 1

	TOTAL	VOTE %		Election Day	Early Voting	Mail
George Flint	50	68.49%	<div><div></div></div>	35	14	1
Sarah Fox	23	31.51%	<div><div></div></div>	13	8	2
Total Votes Cast	73	100.00%	<div><div></div></div>	48	22	3
Overvotes	0			0	0	0
Undervotes	0			0	0	0
Contest Totals	73			48	22	3

DEM United States Senator

Vote For 1

	TOTAL	VOTE %		Election Day	Early Voting	Mail
Royce West	77	55.80%	<div><div></div></div>	20	51	6
Mary "MJ" Hegar	61	44.20%	<div><div></div></div>	21	34	6
Total Votes Cast	138	100.00%	<div><div></div></div>	41	85	12
Overvotes	0			0	0	0
Undervotes	2			0	2	0
Contest Totals	140			41	87	12

DEM United States Representative District 3

Vote For 1

	TOTAL	VOTE %		Election Day	Early Voting	Mail
Lulu Seikaly	76	56.72%	<div><div></div></div>	18	49	9
Sean McCaffity	58	43.28%	<div><div></div></div>	22	33	3
Total Votes Cast	134	100.00%	<div><div></div></div>	40	82	12
Overvotes	0			0	0	0
Undervotes	6			1	5	0
Contest Totals	140			41	87	12

DEM Railroad Commissioner

Vote For 1

	TOTAL	VOTE %		Election Day	Early Voting	Mail
Roberto R. "Beto" Alonzo	53	40.15%	<div><div></div></div>	17	32	4
Chrysta Castañeda	79	59.85%	<div><div></div></div>	22	49	8
Total Votes Cast	132	100.00%	<div><div></div></div>	39	81	12
Overvotes	0			0	0	0
Undervotes	8			2	6	0
Contest Totals	140			41	87	12