


Summary Results Report
Primary Elections
March 5th, 2024

UNOFFICIAL RESULTS
EARLY VOTING
Collin County

Statistics	TOTAL	Early Voting	Ballot by mail	Limited
Registered Voters - Total	717,135			
Ballots Cast - Total	81,187	77,031	4,111	45
Ballots Cast - Republican	59,871	57,842	2,005	24
Ballots Cast - Democratic	21,316	19,189	2,106	21



Collin County Seal
Watermark Seal for Collin County.
Collin County Government

Summary Results Report
Primary Elections
March 5th, 2024

UNOFFICIAL RESULTS
EARLY VOTING
Collin County

REP President

Vote For 1

	TOTAL	VOTE %		Early Voting	Ballot by mail	Limited
Vivek Ramaswamy	389	0.66%	<div><div></div></div>	384	3	2
Chris Christie	272	0.46%	<div><div></div></div>	255	17	0
David Stuckenberg	51	0.09%	<div><div></div></div>	51	0	0
Donald J. Trump	40,818	68.93%	<div><div></div></div>	39,666	1,135	17
Nikki Haley	14,962	25.27%	<div><div></div></div>	14,258	700	4
Ron DeSantis	1,178	1.99%	<div><div></div></div>	1,142	36	0
Asa Hutchinson	75	0.13%	<div><div></div></div>	72	3	0
Ryan L. Binkley	100	0.17%	<div><div></div></div>	96	4	0
Uncommitted	1,369	2.31%	<div><div></div></div>	1,284	84	1
Total Votes Cast	59,214	100.00%	<div><div></div></div>	57,208	1,982	24
Overvotes	0			0	0	0
Undervotes	657			634	23	0
Contest Totals	59,871			57,842	2,005	24

REP United States Senator

Vote For 1

	TOTAL	VOTE %		Early Voting	Ballot by mail	Limited
Holland "Redd" Gibson	4,439	7.85%	<div><div></div></div>	4,256	177	6
R.E. (Rufus) Lopez	3,939	6.96%	<div><div></div></div>	3,781	158	0
Ted Cruz	48,205	85.19%	<div><div></div></div>	46,675	1,513	17
Total Votes Cast	56,583	100.00%	<div><div></div></div>	54,712	1,848	23
Overvotes	1			0	1	0
Undervotes	3,287			3,130	156	1
Contest Totals	59,871			57,842	2,005	24

REP United States Representative, District 3

Vote For 1

	TOTAL	VOTE %		Early Voting	Ballot by mail	Limited
Suzanne Harp	6,909	17.18%	<div><div></div></div>	6,735	174	0
Tre Pennie	1,538	3.83%	<div><div></div></div>	1,481	57	0
Jeremy D. Ivanovskis	567	1.41%	<div><div></div></div>	555	12	0
John Porro	1,040	2.59%	<div><div></div></div>	1,013	27	0
Keith Self	30,153	74.99%	<div><div></div></div>	29,228	925	0
Total Votes Cast	40,207	100.00%	<div><div></div></div>	39,012	1,195	0
Overvotes	0			0	0	0
Undervotes	4,045			3,898	147	0
Contest Totals	44,252			42,910	1,342	0

Summary Results Report
Primary Elections
March 5th, 2024

UNOFFICIAL RESULTS
EARLY VOTING
Collin County

REP United States Representative, District 4

Vote For 1

	TOTAL	VOTE %		Early Voting	Ballot by mail	Limited
Don Horn	2,165	19.91%	<div><div></div></div>	2,088	77	0
Pat Fallon	8,708	80.09%	<div><div></div></div>	8,370	338	0
Total Votes Cast	10,873	100.00%	<div><div></div></div>	10,458	415	0
Overvotes	0			0	0	0
Undervotes	2,469			2,318	149	2
Contest Totals	13,342			12,776	564	2

REP United States Representative, District 32

Vote For 1

	TOTAL	VOTE %		Early Voting	Ballot by mail	Limited
Gulrez "Gus" Khan	125	6.91%	<div><div></div></div>	122	3	0
Darrell Day	858	47.43%	<div><div></div></div>	827	31	0
Juan Feria	130	7.19%	<div><div></div></div>	123	7	0
David Blewett	696	38.47%	<div><div></div></div>	675	21	0
Total Votes Cast	1,809	100.00%	<div><div></div></div>	1,747	62	0
Overvotes	0			0	0	0
Undervotes	446			409	37	0
Contest Totals	2,255			2,156	99	0

REP Railroad Commissioner

Vote For 1

	TOTAL	VOTE %		Early Voting	Ballot by mail	Limited
Christie Clark	6,828	13.81%	<div><div></div></div>	6,643	181	4
Christi Craddick	30,739	62.19%	<div><div></div></div>	29,789	945	5
Petra Reyes	1,612	3.26%	<div><div></div></div>	1,575	37	0
Corey Howell	1,561	3.16%	<div><div></div></div>	1,510	50	1
James "Jim" Matlock	8,690	17.58%	<div><div></div></div>	8,362	321	7
Total Votes Cast	49,430	100.00%	<div><div></div></div>	47,879	1,534	17
Overvotes	1			0	1	0
Undervotes	10,440			9,963	470	7
Contest Totals	59,871			57,842	2,005	24

REP Justice, Supreme Court, Place 2

Vote For 1

	TOTAL	VOTE %		Early Voting	Ballot by mail	Limited
Jimmy Blacklock	38,994	100.00%	<div><div></div></div>	37,777	1,201	16
Total Votes Cast	38,994	100.00%	<div><div></div></div>	37,777	1,201	16
Overvotes	0			0	0	0
Undervotes	20,877			20,065	804	8
Contest Totals	59,871			57,842	2,005	24

Summary Results Report
Primary Elections
March 5th, 2024

UNOFFICIAL RESULTS
EARLY VOTING
Collin County

REP Justice, Supreme Court, Place 4

Vote For 1

	TOTAL	VOTE %		Early Voting	Ballot by mail	Limited
John Devine	30,138	65.22%	<div><div></div></div>	29,394	733	11
Brian Walker	16,074	34.78%	<div><div></div></div>	15,384	684	6
Total Votes Cast	46,212	100.00%	<div><div></div></div>	44,778	1,417	17
Overvotes	0			0	0	0
Undervotes	13,659			13,064	588	7
Contest Totals	59,871			57,842	2,005	24

REP Justice Supreme Court, Place 6

Vote For 1

	TOTAL	VOTE %		Early Voting	Ballot by mail	Limited
Jane Bland	38,290	100.00%	<div><div></div></div>	37,039	1,238	13
Total Votes Cast	38,290	100.00%	<div><div></div></div>	37,039	1,238	13
Overvotes	0			0	0	0
Undervotes	21,581			20,803	767	11
Contest Totals	59,871			57,842	2,005	24

REP Presiding Judge, Court of Criminal Appeals

Vote For 1

	TOTAL	VOTE %		Early Voting	Ballot by mail	Limited
David J. Schenck	34,384	72.05%	<div><div></div></div>	33,523	850	11
Sharon Keller	13,339	27.95%	<div><div></div></div>	12,719	615	5
Total Votes Cast	47,723	100.00%	<div><div></div></div>	46,242	1,465	16
Overvotes	0			0	0	0
Undervotes	12,148			11,600	540	8
Contest Totals	59,871			57,842	2,005	24

REP Judge, Court of Criminal Appeals, Place 7

Vote For 1

	TOTAL	VOTE %		Early Voting	Ballot by mail	Limited
Barbara Parker Hervey	13,874	29.92%	<div><div></div></div>	13,230	637	7
Gina Parker	32,504	70.08%	<div><div></div></div>	31,723	775	6
Total Votes Cast	46,378	100.00%	<div><div></div></div>	44,953	1,412	13
Overvotes	0			0	0	0
Undervotes	13,493			12,889	593	11
Contest Totals	59,871			57,842	2,005	24

REP Judge, Court of Criminal Appeals, Place 8

Vote For 1

	TOTAL	VOTE %		Early Voting	Ballot by mail	Limited
Lee Finley	26,674	57.57%	<div><div></div></div>	26,071	595	8
Michelle Slaughter	19,663	42.43%	<div><div></div></div>	18,822	835	6
Total Votes Cast	46,337	100.00%	<div><div></div></div>	44,893	1,430	14
Overvotes	0			0	0	0
Undervotes	13,534			12,949	575	10
Contest Totals	59,871			57,842	2,005	24

Summary Results Report
Primary Elections
March 5th, 2024

UNOFFICIAL RESULTS
EARLY VOTING
Collin County

REP Member, State Board of Education, District 12

Vote For 1

	TOTAL	VOTE %		Early Voting	Ballot by mail	Limited
Matt Rostami	8,012	16.19%	<div><div></div></div>	7,831	181	0
Pam Little	17,526	35.41%	<div><div></div></div>	16,713	811	2
Chad Green	7,901	15.96%	<div><div></div></div>	7,679	222	0
Jamie Kohlmann	16,057	32.44%	<div><div></div></div>	15,725	331	1
Total Votes Cast	49,496	100.00%	<div><div></div></div>	47,948	1,545	3
Overvotes	0			0	0	0
Undervotes	10,357			9,894	460	3
Contest Totals	59,853			57,842	2,005	6

REP State Senator, District 8

Vote For 1

	TOTAL	VOTE %		Early Voting	Ballot by mail	Limited
Angela Paxton	33,574	100.00%	<div><div></div></div>	32,636	938	0
Total Votes Cast	33,574	100.00%	<div><div></div></div>	32,636	938	0
Overvotes	0			0	0	0
Undervotes	17,880			17,159	721	0
Contest Totals	51,454			49,795	1,659	0

REP State Senator, District 30

Vote For 1

	TOTAL	VOTE %		Early Voting	Ballot by mail	Limited
Jace Yarbrough	1,054	27.59%	<div><div></div></div>	1,032	22	0
Carrie de Moor	843	22.07%	<div><div></div></div>	818	25	0
Brent Hagenbuch	1,501	39.29%	<div><div></div></div>	1,458	43	0
Cody Clark	422	11.05%	<div><div></div></div>	405	17	0
Total Votes Cast	3,820	100.00%	<div><div></div></div>	3,713	107	0
Overvotes	0			0	0	0
Undervotes	869			833	33	3
Contest Totals	4,689			4,546	140	3

Collin County Seal
Watermark Seal for Collin County.
Collin County Government

REP State Representative, District 33

Vote For 1





	TOTAL	VOTE %		Early Voting	Ballot by mail	Limited
Justin Holland	1,190	36.54%	<div><div></div></div>	1,134	56	0
Katrina Pierson	1,329	40.80%	<div><div></div></div>	1,283	46	0
Dennis London	738	22.66%	<div><div></div></div>	717	21	0
Total Votes Cast	3,257	100.00%	<div><div></div></div>	3,134	123	0
Overvotes	0			0	0	0
Undervotes	449			418	31	0
Contest Totals	3,706			3,552	154	0

Summary Results Report
Primary Elections
March 5th, 2024

UNOFFICIAL RESULTS
EARLY VOTING
Collin County




REP State Representative, District 61

Vote For 1

	TOTAL	VOTE %		Early Voting	Ballot by mail	Limited
Keresa Richardson	4,290	38.15%		4,159	131	0
Frederick Frazier	3,634	32.31%		3,480	154	0
Chuck Branch	3,322	29.54%		3,216	106	0
Total Votes Cast	11,246	100.00%		10,855	391	0
Overvotes	0			0	0	0
Undervotes	1,027			986	41	0
Contest Totals	12,273			11,841	432	0




REP State Representative, District 66

Vote For 1

	TOTAL	VOTE %		Early Voting	Ballot by mail	Limited
Matt Shaheen	6,954	64.40%		6,666	288	0
Wayne Richard	3,844	35.60%		3,762	82	0
Total Votes Cast	10,798	100.00%		10,428	370	0
Overvotes	0			0	0	0
Undervotes	1,359			1,311	48	0
Contest Totals	12,157			11,739	418	0




REP State Representative, District 67

Vote For 1

	TOTAL	VOTE %		Early Voting	Ballot by mail	Limited
Daren Meis	3,564	33.94%		3,476	88	0
Jeff Leach	6,936	66.06%		6,745	191	0
Total Votes Cast	10,500	100.00%		10,221	279	0
Overvotes	0			0	0	0
Undervotes	1,043			1,000	43	0
Contest Totals	11,543			11,221	322	0

REP State Representative, District 70

Vote For 1

	TOTAL	VOTE %		Early Voting	Ballot by mail	Limited
Steve Kinard	4,243	68.89%		4,105	138	0
Joe Collins	1,916	31.11%		1,828	88	0
Total Votes Cast	6,159	100.00%		5,933	226	0
Overvotes	0			0	0	0
Undervotes	2,439			2,289	150	0
Contest Totals	8,598			8,222	376	0

Summary Results Report
Primary Elections
March 5th, 2024

UNOFFICIAL RESULTS
EARLY VOTING
Collin County

REP State Representative, District 89

Vote For 1

	TOTAL	VOTE %		Early Voting	Ballot by mail	Limited
Abraham George	4,882	46.43%	<div><div></div></div>	4,785	97	0
Candy Noble	5,633	53.57%	<div><div></div></div>	5,455	178	0
Total Votes Cast	10,515	100.00%	<div><div></div></div>	10,240	275	0
Overvotes	0			0	0	0
Undervotes	1,055			1,027	28	0
Contest Totals	11,570			11,267	303	0

REP Chief Justice, 5th Court of Appeals District

Vote For 1

	TOTAL	VOTE %		Early Voting	Ballot by mail	Limited
Justin Jay "J. J." Koch	36,992	100.00%	<div><div></div></div>	35,793	1,194	5
Total Votes Cast	36,992	100.00%	<div><div></div></div>	35,793	1,194	5
Overvotes	0			0	0	0
Undervotes	22,862			22,049	811	2
Contest Totals	59,854			57,842	2,005	7

REP Justice, 5th Court of Appeals District, Place 2

Vote For 1

	TOTAL	VOTE %		Early Voting	Ballot by mail	Limited
Jessica Lewis	37,083	100.00%	<div><div></div></div>	35,870	1,208	5
Total Votes Cast	37,083	100.00%	<div><div></div></div>	35,870	1,208	5
Overvotes	0			0	0	0
Undervotes	22,771			21,972	797	2
Contest Totals	59,854			57,842	2,005	7

REP Justice, 5th Court of Appeals District, Place 5

Vote For 1

	TOTAL	VOTE %		Early Voting	Ballot by mail	Limited
Cynthia Barbare	36,895	100.00%	<div><div></div></div>	35,687	1,203	5
Total Votes Cast	36,895	100.00%	<div><div></div></div>	35,687	1,203	5
Overvotes	0			0	0	0
Undervotes	22,959			22,155	802	2
Contest Totals	59,854			57,842	2,005	7

REP Justice, 5th Court of Appeals District, Place 9

Vote For 1

	TOTAL	VOTE %		Early Voting	Ballot by mail	Limited
Matthew J. Kolodoski	36,668	100.00%	<div><div></div></div>	35,478	1,185	5
Total Votes Cast	36,668	100.00%	<div><div></div></div>	35,478	1,185	5
Overvotes	0			0	0	0
Undervotes	23,186			22,364	820	2
Contest Totals	59,854			57,842	2,005	7

Summary Results Report
Primary Elections
March 5th, 2024

UNOFFICIAL RESULTS
EARLY VOTING
Collin County

REP Justice, 5th Court of Appeals District, Place 10

Vote For 1

	TOTAL	VOTE %		Early Voting	Ballot by mail	Limited
Earl Jackson	36,460	100.00%	<div></div>	35,275	1,180	5
Total Votes Cast	36,460	100.00%	<div></div>	35,275	1,180	5
Overvotes	0			0	0	0
Undervotes	23,394			22,567	825	2
Contest Totals	59,854			57,842	2,005	7

REP Justice, 5th Court of Appeals District, Place 11

Vote For 1

	TOTAL	VOTE %		Early Voting	Ballot by mail	Limited
Gino J. Rossini	36,513	100.00%	<div></div>	35,340	1,168	5
Total Votes Cast	36,513	100.00%	<div></div>	35,340	1,168	5
Overvotes	0			0	0	0
Undervotes	23,341			22,502	837	2
Contest Totals	59,854			57,842	2,005	7

REP Justice, 5th Court of Appeals District, Place 12

Vote For 1

	TOTAL	VOTE %		Early Voting	Ballot by mail	Limited
Mike Lee	37,045	100.00%	<div></div>	35,859	1,181	5
Total Votes Cast	37,045	100.00%	<div></div>	35,859	1,181	5
Overvotes	0			0	0	0
Undervotes	22,809			21,983	824	2
Contest Totals	59,854			57,842	2,005	7

REP Justice, 5th Court of Appeals District, Place 13

Vote For 1

	TOTAL	VOTE %		Early Voting	Ballot by mail	Limited
Emily A. Miskel	36,634	100.00%	<div></div>	35,447	1,182	5
Total Votes Cast	36,634	100.00%	<div></div>	35,447	1,182	5
Overvotes	0			0	0	0
Undervotes	23,220			22,395	823	2
Contest Totals	59,854			57,842	2,005	7

REP District Judge, 199th Judicial District

Vote For 1

	TOTAL	VOTE %		Early Voting	Ballot by mail	Limited
Angela Tucker	37,092	100.00%	<div></div>	35,918	1,174	0
Total Votes Cast	37,092	100.00%	<div></div>	35,918	1,174	0
Overvotes	0			0	0	0
Undervotes	22,755			21,924	831	0
Contest Totals	59,847			57,842	2,005	0

Summary Results Report
Primary Elections
March 5th, 2024

UNOFFICIAL RESULTS
EARLY VOTING
Collin County

REP District Judge, 380th Judicial District

Vote For 1

	TOTAL	VOTE %		Early Voting	Ballot by mail	Limited
Ben Smith	36,699	100.00%	<div><div></div></div>	35,530	1,169	0
Total Votes Cast	36,699	100.00%	<div><div></div></div>	35,530	1,169	0
Overvotes	0			0	0	0
Undervotes	23,148			22,312	836	0
Contest Totals	59,847			57,842	2,005	0

REP District Judge, 401st Judicial District

Vote For 1

	TOTAL	VOTE %		Early Voting	Ballot by mail	Limited
Kim Laseter	20,947	46.37%	<div><div></div></div>	20,181	766	0
Shayla Smith	4,914	10.88%	<div><div></div></div>	4,725	189	0
Joel Petrazio	19,314	42.75%	<div><div></div></div>	18,890	424	0
Total Votes Cast	45,175	100.00%	<div><div></div></div>	43,796	1,379	0
Overvotes	3			0	3	0
Undervotes	14,669			14,046	623	0
Contest Totals	59,847			57,842	2,005	0

REP District Judge, 416th Judicial District

Vote For 1

	TOTAL	VOTE %		Early Voting	Ballot by mail	Limited
Andrea Stroh Thompson	35,870	100.00%	<div><div></div></div>	34,690	1,180	0
Total Votes Cast	35,870	100.00%	<div><div></div></div>	34,690	1,180	0
Overvotes	0			0	0	0
Undervotes	23,977			23,152	825	0
Contest Totals	59,847			57,842	2,005	0

REP District Judge, 468th Judicial District

Vote For 1

	TOTAL	VOTE %		Early Voting	Ballot by mail	Limited
Lindsey Wynne	35,951	100.00%	<div><div></div></div>	34,782	1,169	0
Total Votes Cast	35,951	100.00%	<div><div></div></div>	34,782	1,169	0
Overvotes	0			0	0	0
Undervotes	23,896			23,060	836	0
Contest Totals	59,847			57,842	2,005	0

REP District Judge, 469th Judicial District

Vote For 1

	TOTAL	VOTE %		Early Voting	Ballot by mail	Limited
Piper McCraw	36,164	100.00%	<div><div></div></div>	34,988	1,176	0
Total Votes Cast	36,164	100.00%	<div><div></div></div>	34,988	1,176	0
Overvotes	0			0	0	0
Undervotes	23,683			22,854	829	0
Contest Totals	59,847			57,842	2,005	0

Summary Results Report
Primary Elections
March 5th, 2024

UNOFFICIAL RESULTS
EARLY VOTING
Collin County

REP District Judge, 470th Judicial District

Vote For 1

	TOTAL	VOTE %		Early Voting	Ballot by mail	Limited
Brook Fulks	35,655	100.00%	<div><div></div></div>	34,492	1,163	0
Total Votes Cast	35,655	100.00%	<div><div></div></div>	34,492	1,163	0
Overvotes	0			0	0	0
Undervotes	24,192			23,350	842	0
Contest Totals	59,847			57,842	2,005	0

REP District Judge, 471st Judicial District

Vote For 1

	TOTAL	VOTE %		Early Voting	Ballot by mail	Limited
Andrea Bouressa	35,497	100.00%	<div><div></div></div>	34,344	1,153	0
Total Votes Cast	35,497	100.00%	<div><div></div></div>	34,344	1,153	0
Overvotes	0			0	0	0
Undervotes	24,350			23,498	852	0
Contest Totals	59,847			57,842	2,005	0

REP District Judge, 493rd Judicial District

Vote For 1

	TOTAL	VOTE %		Early Voting	Ballot by mail	Limited
Christine A. Nowak	34,663	100.00%	<div><div></div></div>	33,513	1,150	0
Total Votes Cast	34,663	100.00%	<div><div></div></div>	33,513	1,150	0
Overvotes	0			0	0	0
Undervotes	25,184			24,329	855	0
Contest Totals	59,847			57,842	2,005	0

REP Sheriff

Vote For 1

	TOTAL	VOTE %		Early Voting	Ballot by mail	Limited
Jim Skinner	42,738	87.29%	<div><div></div></div>	41,335	1,403	0
Sherwood Holmes	6,221	12.71%	<div><div></div></div>	6,049	172	0
Total Votes Cast	48,959	100.00%	<div><div></div></div>	47,384	1,575	0
Overvotes	0			0	0	0
Undervotes	10,888			10,458	430	0
Contest Totals	59,847			57,842	2,005	0

REP County Tax Assessor-Collector

Vote For 1

	TOTAL	VOTE %		Early Voting	Ballot by mail	Limited
Cam McCall	10,127	21.06%	<div><div></div></div>	9,704	423	0
Scott Grigg	27,452	57.08%	<div><div></div></div>	26,713	739	0
Angela Powell	10,516	21.87%	<div><div></div></div>	10,175	341	0
Total Votes Cast	48,095	100.00%	<div><div></div></div>	46,592	1,503	0
Overvotes	0			0	0	0
Undervotes	11,752			11,250	502	0
Contest Totals	59,847			57,842	2,005	0

Summary Results Report
Primary Elections
March 5th, 2024

UNOFFICIAL RESULTS
EARLY VOTING
Collin County

REP County Commissioner, Precinct No. 1

Vote For 1

	TOTAL	VOTE %		Early Voting	Ballot by mail	Limited
Susan Fletcher	8,506	100.00%	<div><div></div></div>	8,201	305	0
Total Votes Cast	8,506	100.00%	<div><div></div></div>	8,201	305	0
Overvotes	0			0	0	0
Undervotes	5,337			5,146	191	0
Contest Totals	13,843			13,347	496	0

REP County Commissioner, Precinct No. 3

Vote For 1

	TOTAL	VOTE %		Early Voting	Ballot by mail	Limited
Jim Garrison	4,669	41.86%	<div><div></div></div>	4,532	137	0
Darrell Hale	6,485	58.14%	<div><div></div></div>	6,319	166	0
Total Votes Cast	11,154	100.00%	<div><div></div></div>	10,851	303	0
Overvotes	0			0	0	0
Undervotes	3,520			3,389	131	0
Contest Totals	14,674			14,240	434	0

REP Constable, Precinct No. 1

Vote For 1

	TOTAL	VOTE %		Early Voting	Ballot by mail	Limited
Matt Carpenter	7,224	79.58%	<div><div></div></div>	7,024	200	0
Cris Trevino	1,854	20.42%	<div><div></div></div>	1,800	54	0
Total Votes Cast	9,078	100.00%	<div><div></div></div>	8,824	254	0
Overvotes	0			0	0	0
Undervotes	2,879			2,758	121	0
Contest Totals	11,957			11,582	375	0

REP Constable, Precinct No. 2

Vote For 1

	TOTAL	VOTE %		Early Voting	Ballot by mail	Limited
Dwayne Kurtz	3,993	100.00%	<div><div></div></div>	3,880	113	0
Total Votes Cast	3,993	100.00%	<div><div></div></div>	3,880	113	0
Overvotes	0			0	0	0
Undervotes	2,748			2,675	73	0
Contest Totals	6,741			6,555	186	0

REP Constable, Precinct No. 3

Vote For 1

	TOTAL	VOTE %		Early Voting	Ballot by mail	Limited
Sammy Knapp	11,939	100.00%	<div><div></div></div>	11,552	387	0
Total Votes Cast	11,939	100.00%	<div><div></div></div>	11,552	387	0
Overvotes	0			0	0	0
Undervotes	8,820			8,482	338	0
Contest Totals	20,759			20,034	725	0

Summary Results Report
Primary Elections
March 5th, 2024

UNOFFICIAL RESULTS
EARLY VOTING
Collin County

REP Constable, Precinct No. 4

Vote For 1

	TOTAL	VOTE %		Early Voting	Ballot by mail	Limited
Steve Asher	8,746	60.52%	<div><div></div></div>	8,459	287	0
Mike Rumfield	5,705	39.48%	<div><div></div></div>	5,485	220	0
Total Votes Cast	14,451	100.00%	<div><div></div></div>	13,944	507	0
Overvotes	0			0	0	0
Undervotes	5,939			5,727	212	0
Contest Totals	20,390			19,671	719	0

REP County Chair

Vote For 1

	TOTAL	VOTE %		Early Voting	Ballot by mail	Limited
Shelby Williams	19,673	50.71%	<div><div></div></div>	19,099	574	0
Ellen Loveless	12,267	31.62%	<div><div></div></div>	11,887	380	0
Howard Powers	6,853	17.67%	<div><div></div></div>	6,589	264	0
Total Votes Cast	38,793	100.00%	<div><div></div></div>	37,575	1,218	0
Overvotes	1			0	1	0
Undervotes	21,053			20,267	786	0
Contest Totals	59,847			57,842	2,005	0

REP Precinct Chair, Precinct No. 41

Vote For 1

	TOTAL	VOTE %		Early Voting	Ballot by mail	Limited
Christy Sineni	90	32.14%	<div><div></div></div>	84	6	0
Tim McCord	190	67.86%	<div><div></div></div>	187	3	0
Total Votes Cast	280	100.00%	<div><div></div></div>	271	9	0
Overvotes	0			0	0	0
Undervotes	197			196	1	0
Contest Totals	477			467	10	0

REP Precinct Chair, Precinct No. 58

Vote For 1

	TOTAL	VOTE %		Early Voting	Ballot by mail	Limited
Ghulam Warriach	19	13.38%	<div><div></div></div>	19	0	0
Bob Koons	123	86.62%	<div><div></div></div>	119	4	0
Total Votes Cast	142	100.00%	<div><div></div></div>	138	4	0
Overvotes	0			0	0	0
Undervotes	76			75	1	0
Contest Totals	218			213	5	0

Summary Results Report
Primary Elections
March 5th, 2024

UNOFFICIAL RESULTS
EARLY VOTING
Collin County

REP Precinct Chair, Precinct No. 69

Vote For 1

	TOTAL	VOTE %		Early Voting	Ballot by mail	Limited
Terry Wade	235	66.76%	<div><div></div></div>	229	6	0
Johnny Steck	117	33.24%	<div><div></div></div>	114	3	0
Total Votes Cast	352	100.00%	<div><div></div></div>	343	9	0
Overvotes	0			0	0	0
Undervotes	116			115	1	0
Contest Totals	468			458	10	0

REP Precinct Chair, Precinct No. 75

Vote For 1

	TOTAL	VOTE %		Early Voting	Ballot by mail	Limited
Greg Knapp	87	63.97%	<div><div></div></div>	86	1	0
Larry Anderson	49	36.03%	<div><div></div></div>	42	7	0
Total Votes Cast	136	100.00%	<div><div></div></div>	128	8	0
Overvotes	0			0	0	0
Undervotes	137			127	10	0
Contest Totals	273			255	18	0

REP Precinct Chair, Precinct No. 76

Vote For 1

	TOTAL	VOTE %		Early Voting	Ballot by mail	Limited
Frank DeSimone	140	61.14%	<div><div></div></div>	137	3	0
Colleen Aguilar Epstein	89	38.86%	<div><div></div></div>	84	5	0
Total Votes Cast	229	100.00%	<div><div></div></div>	221	8	0
Overvotes	0			0	0	0
Undervotes	133			131	2	0
Contest Totals	362			352	10	0

REP Precinct Chair, Precinct No. 82

Vote For 1

	TOTAL	VOTE %		Early Voting	Ballot by mail	Limited
Jamaar Spencer	36	30.25%	<div><div></div></div>	33	3	0
Chrissy Vorderbruggen	83	69.75%	<div><div></div></div>	78	5	0
Total Votes Cast	119	100.00%	<div><div></div></div>	111	8	0
Overvotes	0			0	0	0
Undervotes	70			69	1	0
Contest Totals	189			180	9	0

Summary Results Report
Primary Elections
March 5th, 2024

UNOFFICIAL RESULTS
EARLY VOTING
Collin County

REP Precinct Chair, Precinct No. 86

Vote For 1

	TOTAL	VOTE %		Early Voting	Ballot by mail	Limited
Jonathan Goodale	157	66.24%	<div><div></div></div>	152	5	0
Corrine Miklosh	80	33.76%	<div><div></div></div>	74	6	0
Total Votes Cast	237	100.00%	<div><div></div></div>	226	11	0
Overvotes	0			0	0	0
Undervotes	126			124	2	0
Contest Totals	363			350	13	0

REP Precinct Chair, Precinct No. 140

Vote For 1

	TOTAL	VOTE %		Early Voting	Ballot by mail	Limited
Ed Rowen	109	29.62%	<div><div></div></div>	102	7	0
Jeff Hall	259	70.38%	<div><div></div></div>	249	10	0
Total Votes Cast	368	100.00%	<div><div></div></div>	351	17	0
Overvotes	0			0	0	0
Undervotes	280			273	7	0
Contest Totals	648			624	24	0

REP Precinct Chair, Precinct No. 168

Vote For 1

	TOTAL	VOTE %		Early Voting	Ballot by mail	Limited
Karla Gant	101	68.71%	<div><div></div></div>	100	1	0
David C. Burson	46	31.29%	<div><div></div></div>	46	0	0
Total Votes Cast	147	100.00%	<div><div></div></div>	146	1	0
Overvotes	0			0	0	0
Undervotes	72			71	1	0
Contest Totals	219			217	2	0

REP Precinct Chair, Precinct No. 204

Vote For 1

	TOTAL	VOTE %		Early Voting	Ballot by mail	Limited
Clint Pruett	28	56.00%	<div><div></div></div>	28	0	0
Craig L. Bressman	22	44.00%	<div><div></div></div>	22	0	0
Total Votes Cast	50	100.00%	<div><div></div></div>	50	0	0
Overvotes	0			0	0	0
Undervotes	15			15	0	0
Contest Totals	65			65	0	0

Summary Results Report
Primary Elections
March 5th, 2024

UNOFFICIAL RESULTS
EARLY VOTING
Collin County

REP Precinct Chair, Precinct No. 219

Vote For 1

	TOTAL	VOTE %		Early Voting	Ballot by mail	Limited
Kenneth Cook	128	76.19%	<div><div></div></div>	126	2	0
Hannah Duncan	40	23.81%	<div><div></div></div>	40	0	0
Total Votes Cast	168	100.00%	<div><div></div></div>	166	2	0
Overvotes	0			0	0	0
Undervotes	161			154	7	0
Contest Totals	329			320	9	0

REP Precinct Chair, Precinct No. 235

Vote For 1

	TOTAL	VOTE %		Early Voting	Ballot by mail	Limited
Alfredo A. Cervantes	46	46.94%	<div><div></div></div>	46	0	0
Douglas Reeves	52	53.06%	<div><div></div></div>	52	0	0
Total Votes Cast	98	100.00%	<div><div></div></div>	98	0	0
Overvotes	0			0	0	0
Undervotes	42			41	1	0
Contest Totals	140			139	1	0

REP Proposition 1

Vote For 1

	TOTAL	VOTE %		Early Voting	Ballot by mail	Limited
YES	39,505	70.22%	<div><div></div></div>	38,416	1,070	19
NO	16,754	29.78%	<div><div></div></div>	15,961	788	5
Total Votes Cast	56,259	100.00%	<div><div></div></div>	54,377	1,858	24
Overvotes	1			0	1	0
Undervotes	3,611			3,465	146	0
Contest Totals	59,871			57,842	2,005	24

REP Proposition 2

Vote For 1




	TOTAL	VOTE %		Early Voting	Ballot by mail	Limited
YES	50,928	88.02%	<div><div></div></div>	49,274	1,632	22
NO	6,930	11.98%	<div><div></div></div>	6,631	297	2
Total Votes Cast	57,858	100.00%	<div><div></div></div>	55,905	1,929	24
Overvotes	1			0	1	0
Undervotes	2,012			1,937	75	0
Contest Totals	59,871			57,842	2,005	24

Summary Results Report
Primary Elections
March 5th, 2024

UNOFFICIAL RESULTS
EARLY VOTING
Collin County




REP Proposition 3

Vote For 1

	TOTAL	VOTE %		Early Voting	Ballot by mail	Limited
YES	50,938	88.76%		49,206	1,711	21
NO	6,448	11.24%		6,240	206	2
Total Votes Cast	57,386	100.00%		55,446	1,917	23
Overvotes	0			0	0	0
Undervotes	2,485			2,396	88	1
Contest Totals	59,871			57,842	2,005	24




REP Proposition 4

Vote For 1

	TOTAL	VOTE %		Early Voting	Ballot by mail	Limited
YES	49,406	85.96%		47,723	1,663	20
NO	8,067	14.04%		7,792	272	3
Total Votes Cast	57,473	100.00%		55,515	1,935	23
Overvotes	0			0	0	0
Undervotes	2,398			2,327	70	1
Contest Totals	59,871			57,842	2,005	24




REP Proposition 5

Vote For 1

	TOTAL	VOTE %		Early Voting	Ballot by mail	Limited
YES	45,427	79.50%		43,900	1,508	19
NO	11,712	20.50%		11,294	413	5
Total Votes Cast	57,139	100.00%		55,194	1,921	24
Overvotes	0			0	0	0
Undervotes	2,732			2,648	84	0
Contest Totals	59,871			57,842	2,005	24

REP Proposition 6

Vote For 1

	TOTAL	VOTE %		Early Voting	Ballot by mail	Limited
YES	46,669	82.28%		45,110	1,539	20
NO	10,053	17.72%		9,688	362	3
Total Votes Cast	56,722	100.00%		54,798	1,901	23
Overvotes	0			0	0	0
Undervotes	3,149			3,044	104	1
Contest Totals	59,871			57,842	2,005	24

Summary Results Report
Primary Elections
March 5th, 2024

UNOFFICIAL RESULTS
EARLY VOTING
Collin County

REP Proposition 7

Vote For 1

	TOTAL	VOTE %		Early Voting	Ballot by mail	Limited
YES	37,877	72.10%	<div><div></div></div>	36,820	1,040	17
NO	14,658	27.90%	<div><div></div></div>	13,988	667	3
Total Votes Cast	52,535	100.00%	<div><div></div></div>	50,808	1,707	20
Overvotes	1			0	1	0
Undervotes	7,335			7,034	297	4
Contest Totals	59,871			57,842	2,005	24

REP Proposition 8

Vote For 1

	TOTAL	VOTE %		Early Voting	Ballot by mail	Limited
YES	50,203	87.46%	<div><div></div></div>	48,661	1,519	23
NO	7,198	12.54%	<div><div></div></div>	6,805	392	1
Total Votes Cast	57,401	100.00%	<div><div></div></div>	55,466	1,911	24
Overvotes	0			0	0	0
Undervotes	2,470			2,376	94	0
Contest Totals	59,871			57,842	2,005	24

REP Proposition 9

Vote For 1

	TOTAL	VOTE %		Early Voting	Ballot by mail	Limited
YES	40,974	72.03%	<div><div></div></div>	39,557	1,400	17
NO	15,912	27.97%	<div><div></div></div>	15,378	528	6
Total Votes Cast	56,886	100.00%	<div><div></div></div>	54,935	1,928	23
Overvotes	0			0	0	0
Undervotes	2,985			2,907	77	1
Contest Totals	59,871			57,842	2,005	24

REP Proposition 10

Vote For 1

	TOTAL	VOTE %		Early Voting	Ballot by mail	Limited
YES	47,549	84.23%	<div><div></div></div>	46,010	1,517	22
NO	8,900	15.77%	<div><div></div></div>	8,537	362	1
Total Votes Cast	56,449	100.00%	<div><div></div></div>	54,547	1,879	23
Overvotes	1			0	1	0
Undervotes	3,421			3,295	125	1
Contest Totals	59,871			57,842	2,005	24

Summary Results Report
Primary Elections
March 5th, 2024

UNOFFICIAL RESULTS
EARLY VOTING
Collin County

REP Proposition 11

Vote For 1

	TOTAL	VOTE %		Early Voting	Ballot by mail	Limited
YES	43,672	76.02%	<div><div></div></div>	42,333	1,317	22
NO	13,773	23.98%	<div><div></div></div>	13,176	595	2
Total Votes Cast	57,445	100.00%	<div><div></div></div>	55,509	1,912	24
Overvotes	0			0	0	0
Undervotes	2,426			2,333	93	0
Contest Totals	59,871			57,842	2,005	24

REP Proposition 12

Vote For 1

	TOTAL	VOTE %		Early Voting	Ballot by mail	Limited
YES	54,917	94.71%	<div><div></div></div>	53,050	1,843	24
NO	3,070	5.29%	<div><div></div></div>	2,968	102	0
Total Votes Cast	57,987	100.00%	<div><div></div></div>	56,018	1,945	24
Overvotes	2			0	2	0
Undervotes	1,882			1,824	58	0
Contest Totals	59,871			57,842	2,005	24

REP Proposition 13

Vote For 1

	TOTAL	VOTE %		Early Voting	Ballot by mail	Limited
YES	53,998	93.65%	<div><div></div></div>	52,145	1,830	23
NO	3,663	6.35%	<div><div></div></div>	3,554	108	1
Total Votes Cast	57,661	100.00%	<div><div></div></div>	55,699	1,938	24
Overvotes	0			0	0	0
Undervotes	2,210			2,143	67	0
Contest Totals	59,871			57,842	2,005	24

DEM President

Vote For 1

	TOTAL	VOTE %		Early Voting	Ballot by mail	Limited
Dean Phillips	597	2.89%	<div><div></div></div>	542	55	0
Joseph R. Biden, Jr.	18,481	89.44%	<div><div></div></div>	16,520	1,948	13
Marianne Williamson	552	2.67%	<div><div></div></div>	520	30	2
Gabriel A. Cornejo	144	0.70%	<div><div></div></div>	136	6	2
Armando "Mando" Perez-Serrato	102	0.49%	<div><div></div></div>	97	5	0
Star Locke	79	0.38%	<div><div></div></div>	76	3	0
Cenk Uygur	629	3.04%	<div><div></div></div>	619	7	3
Frankie Lozada	78	0.38%	<div><div></div></div>	75	2	1
Total Votes Cast	20,662	100.00%	<div><div></div></div>	18,585	2,056	21
Overvotes	1			0	1	0
Undervotes	653			604	49	0
Contest Totals	21,316			19,189	2,106	21

Summary Results Report
Primary Elections
March 5th, 2024

UNOFFICIAL RESULTS
EARLY VOTING
Collin County

DEM United States Senator

Vote For 1

	TOTAL	VOTE %		Early Voting	Ballot by mail	Limited
Mark Gonzalez	712	3.42%	<div><div></div></div>	657	54	1
Thierry Tchenko	170	0.82%	<div><div></div></div>	152	17	1
Carl Oscar Sherman	287	1.38%	<div><div></div></div>	261	24	2
Steven J. Keough	255	1.23%	<div><div></div></div>	223	32	0
Meri Gomez	456	2.19%	<div><div></div></div>	432	21	3
Heli Rodriguez Prilliman	206	0.99%	<div><div></div></div>	190	16	0
Colin Allred	16,818	80.85%	<div><div></div></div>	15,028	1,777	13
A. "Robert" Hassan	194	0.93%	<div><div></div></div>	182	12	0
Roland Gutierrez	1,703	8.19%	<div><div></div></div>	1,626	76	1
Total Votes Cast	20,801	100.00%	<div><div></div></div>	18,751	2,029	21
Overvotes	2			0	2	0
Undervotes	513			438	75	0
Contest Totals	21,316			19,189	2,106	21

DEM United States Representative, District 3

Vote For 1

	TOTAL	VOTE %		Early Voting	Ballot by mail	Limited
Sandeep Srivastava	9,925	100.00%	<div><div></div></div>	9,020	905	0
Total Votes Cast	9,925	100.00%	<div><div></div></div>	9,020	905	0
Overvotes	0			0	0	0
Undervotes	3,692			3,359	333	0
Contest Totals	13,617			12,379	1,238	0

DEM United States Representative, District 4

Vote For 1

	TOTAL	VOTE %		Early Voting	Ballot by mail	Limited
Simon Cardell	4,301	100.00%	<div><div></div></div>	3,751	550	0
Total Votes Cast	4,301	100.00%	<div><div></div></div>	3,751	550	0
Overvotes	0			0	0	0
Undervotes	1,765			1,574	189	2
Contest Totals	6,066			5,325	739	2

Collin County Seal
Watermark Seal of Collin County
Collin County Government

Summary Results Report
Primary Elections
March 5th, 2024

UNOFFICIAL RESULTS
EARLY VOTING
Collin County

DEM United States Representative, District 32

Vote For 1

	TOTAL	VOTE %		Early Voting	Ballot by mail	Limited
Callie Butcher	50	3.28%	<div><div></div></div>	48	2	0
Jan McDowell	40	2.62%	<div><div></div></div>	34	6	0
Raja Chaudhry	77	5.05%	<div><div></div></div>	71	6	0
Christopher Panayiotou	12	0.79%	<div><div></div></div>	12	0	0
Julie Johnson	715	46.85%	<div><div></div></div>	651	64	0
Brian Williams	371	24.31%	<div><div></div></div>	340	31	0
Kevin Felder	13	0.85%	<div><div></div></div>	10	3	0
Zachariah Manning	26	1.70%	<div><div></div></div>	26	0	0
Justin A. Moore	184	12.06%	<div><div></div></div>	180	4	0
Alex Cornwallis	38	2.49%	<div><div></div></div>	38	0	0
Total Votes Cast	1,526	100.00%	<div><div></div></div>	1,410	116	0
Overvotes	1			0	1	0
Undervotes	87			75	12	0
Contest Totals	1,614			1,485	129	0

DEM Railroad Commissioner

Vote For 1

	TOTAL	VOTE %		Early Voting	Ballot by mail	Limited
Katherine Culbert	11,965	62.96%	<div><div></div></div>	10,765	1,184	16
Bill Burch	7,040	37.04%	<div><div></div></div>	6,403	635	2
Total Votes Cast	19,005	100.00%	<div><div></div></div>	17,168	1,819	18
Overvotes	2			0	2	0
Undervotes	2,309			2,021	285	3
Contest Totals	21,316			19,189	2,106	21

DEM Justice, Supreme Court, Place 2

Vote For 1

	TOTAL	VOTE %		Early Voting	Ballot by mail	Limited
DaSean Jones	11,392	62.40%	<div><div></div></div>	10,458	918	16
Randy Sarosdy	6,864	37.60%	<div><div></div></div>	6,036	825	3
Total Votes Cast	18,256	100.00%	<div><div></div></div>	16,494	1,743	19
Overvotes	0			0	0	0
Undervotes	3,060			2,695	363	2
Contest Totals	21,316			19,189	2,106	21

DEM Justice, Supreme Court, Place 4

Vote For 1

	TOTAL	VOTE %		Early Voting	Ballot by mail	Limited
Christine Vinh Weems	16,932	100.00%	<div><div></div></div>	15,315	1,600	17
Total Votes Cast	16,932	100.00%	<div><div></div></div>	15,315	1,600	17
Overvotes	0			0	0	0
Undervotes	4,384			3,874	506	4
Contest Totals	21,316			19,189	2,106	21

Summary Results Report
Primary Elections
March 5th, 2024

UNOFFICIAL RESULTS
EARLY VOTING
Collin County

DEM Justice, Supreme Court, Place 6

Vote For 1

	TOTAL	VOTE %		Early Voting	Ballot by mail	Limited
Joe Pool	4,739	25.82%	<div><div></div></div>	4,302	434	3
Bonnie Lee Goldstein	13,615	74.18%	<div><div></div></div>	12,236	1,365	14
Total Votes Cast	18,354	100.00%	<div><div></div></div>	16,538	1,799	17
Overvotes	0			0	0	0
Undervotes	2,962			2,651	307	4
Contest Totals	21,316			19,189	2,106	21

DEM Presiding Judge, Court of Criminal Appeals

Vote For 1

	TOTAL	VOTE %		Early Voting	Ballot by mail	Limited
Holly Taylor	17,127	100.00%	<div><div></div></div>	15,485	1,626	16
Total Votes Cast	17,127	100.00%	<div><div></div></div>	15,485	1,626	16
Overvotes	0			0	0	0
Undervotes	4,189			3,704	480	5
Contest Totals	21,316			19,189	2,106	21

DEM Judge, Court of Criminal Appeals, Place 7

Vote For 1

	TOTAL	VOTE %		Early Voting	Ballot by mail	Limited
Nancy Mulder	16,631	100.00%	<div><div></div></div>	14,998	1,617	16
Total Votes Cast	16,631	100.00%	<div><div></div></div>	14,998	1,617	16
Overvotes	0			0	0	0
Undervotes	4,685			4,191	489	5
Contest Totals	21,316			19,189	2,106	21

DEM Judge, Court of Criminal Appeals, Place 8

Vote For 1

	TOTAL	VOTE %		Early Voting	Ballot by mail	Limited
Chika Anyiam	16,268	100.00%	<div><div></div></div>	14,688	1,564	16
Total Votes Cast	16,268	100.00%	<div><div></div></div>	14,688	1,564	16
Overvotes	0			0	0	0
Undervotes	5,048			4,501	542	5
Contest Totals	21,316			19,189	2,106	21

DEM Member, State Board of Education, District 12

Vote For 1

	TOTAL	VOTE %		Early Voting	Ballot by mail	Limited
George King	16,321	100.00%	<div><div></div></div>	14,732	1,589	0
Total Votes Cast	16,321	100.00%	<div><div></div></div>	14,732	1,589	0
Overvotes	0			0	0	0
Undervotes	4,975			4,457	517	1
Contest Totals	21,296			19,189	2,106	1

Summary Results Report
Primary Elections
March 5th, 2024

UNOFFICIAL RESULTS
EARLY VOTING
Collin County

DEM State Senator, District 8

Vote For 1

	TOTAL	VOTE %		Early Voting	Ballot by mail	Limited
Rachel Mello	13,212	100.00%	<div><div></div></div>	12,013	1,199	0
Total Votes Cast	13,212	100.00%	<div><div></div></div>	12,013	1,199	0
Overvotes	0			0	0	0
Undervotes	3,852			3,461	391	0
Contest Totals	17,064			15,474	1,590	0

DEM State Senator, District 30

Vote For 1

	TOTAL	VOTE %		Early Voting	Ballot by mail	Limited
Matthew McGhee	394	26.04%	<div><div></div></div>	351	43	0
Michael Braxton	611	40.38%	<div><div></div></div>	553	58	0
Dale Frey	508	33.58%	<div><div></div></div>	460	48	0
Total Votes Cast	1,513	100.00%	<div><div></div></div>	1,364	149	0
Overvotes	1			0	1	0
Undervotes	316			284	32	0
Contest Totals	1,830			1,648	182	0

DEM State Representative, District 61

Vote For 1

	TOTAL	VOTE %		Early Voting	Ballot by mail	Limited
Tony Adams	3,049	100.00%	<div><div></div></div>	2,801	248	0
Total Votes Cast	3,049	100.00%	<div><div></div></div>	2,801	248	0
Overvotes	0			0	0	0
Undervotes	820			737	83	0
Contest Totals	3,869			3,538	331	0

DEM State Representative, District 66

Vote For 1

	TOTAL	VOTE %		Early Voting	Ballot by mail	Limited
David W. Carstens	2,764	100.00%	<div><div></div></div>	2,496	268	0
Total Votes Cast	2,764	100.00%	<div><div></div></div>	2,496	268	0
Overvotes	0			0	0	0
Undervotes	967			873	94	0
Contest Totals	3,731			3,369	362	0

DEM State Representative, District 67

Vote For 1

	TOTAL	VOTE %		Early Voting	Ballot by mail	Limited
Jefferson Nunn	1,179	36.10%	<div><div></div></div>	1,034	145	0
Makala L. Washington	2,087	63.90%	<div><div></div></div>	1,938	149	0
Total Votes Cast	3,266	100.00%	<div><div></div></div>	2,972	294	0
Overvotes	0			0	0	0
Undervotes	473			409	64	0
Contest Totals	3,739			3,381	358	0

Summary Results Report
Primary Elections
March 5th, 2024

UNOFFICIAL RESULTS
EARLY VOTING
Collin County

DEM State Representative, District 70

Vote For 1

	TOTAL	VOTE %		Early Voting	Ballot by mail	Limited
Mihaela Elizabeth Plesa	3,613	100.00%	<div><div></div></div>	3,157	456	0
Total Votes Cast	3,613	100.00%	<div><div></div></div>	3,157	456	0
Overvotes	0			0	0	0
Undervotes	906			765	141	0
Contest Totals	4,519			3,922	597	0

DEM State Representative, District 89

Vote For 1

	TOTAL	VOTE %		Early Voting	Ballot by mail	Limited
Darrel Evans	2,668	100.00%	<div><div></div></div>	2,438	230	0
Total Votes Cast	2,668	100.00%	<div><div></div></div>	2,438	230	0
Overvotes	0			0	0	0
Undervotes	870			789	81	0
Contest Totals	3,538			3,227	311	0

DEM Chief Justice, 5th Court of Appeals District

Vote For 1

	TOTAL	VOTE %		Early Voting	Ballot by mail	Limited
Staci Williams	8,654	46.18%	<div><div></div></div>	7,800	850	4
Dennise Garcia	10,087	53.82%	<div><div></div></div>	9,116	966	5
Total Votes Cast	18,741	100.00%	<div><div></div></div>	16,916	1,816	9
Overvotes	1			0	1	0
Undervotes	2,564			2,273	289	2
Contest Totals	21,306			19,189	2,106	11

DEM Justice, 5th Court of Appeals District, Place 2

Vote For 1

	TOTAL	VOTE %		Early Voting	Ballot by mail	Limited
Robbie Partida-Kipness	16,413	100.00%	<div><div></div></div>	14,779	1,626	8
Total Votes Cast	16,413	100.00%	<div><div></div></div>	14,779	1,626	8
Overvotes	0			0	0	0
Undervotes	4,893			4,410	480	3
Contest Totals	21,306			19,189	2,106	11

DEM Justice, 5th Court of Appeals District, Place 5

Vote For 1

	TOTAL	VOTE %		Early Voting	Ballot by mail	Limited
Erin A. Nowell	16,547	100.00%	<div><div></div></div>	14,885	1,653	9
Total Votes Cast	16,547	100.00%	<div><div></div></div>	14,885	1,653	9
Overvotes	0			0	0	0
Undervotes	4,759			4,304	453	2
Contest Totals	21,306			19,189	2,106	11

Summary Results Report
Primary Elections
March 5th, 2024

UNOFFICIAL RESULTS
EARLY VOTING
Collin County

DEM Justice, 5th Court of Appeals District, Place 9

Vote For 1

	TOTAL	VOTE %		Early Voting	Ballot by mail	Limited
Tina Clinton	16,812	100.00%	<div><div></div></div>	15,134	1,670	8
Total Votes Cast	16,812	100.00%	<div><div></div></div>	15,134	1,670	8
Overvotes	0			0	0	0
Undervotes	4,494			4,055	436	3
Contest Totals	21,306			19,189	2,106	11

DEM Justice, 5th Court of Appeals District, Place 10

Vote For 1

	TOTAL	VOTE %		Early Voting	Ballot by mail	Limited
Amanda Reichel	16,639	100.00%	<div><div></div></div>	14,977	1,654	8
Total Votes Cast	16,639	100.00%	<div><div></div></div>	14,977	1,654	8
Overvotes	0			0	0	0
Undervotes	4,667			4,212	452	3
Contest Totals	21,306			19,189	2,106	11

DEM Justice, 5th Court of Appeals District, Place 11

Vote For 1

	TOTAL	VOTE %		Early Voting	Ballot by mail	Limited
Cory Carlyle	9,330	51.22%	<div><div></div></div>	8,310	1,020	0
Kim Cooks	8,886	48.78%	<div><div></div></div>	8,114	763	9
Total Votes Cast	18,216	100.00%	<div><div></div></div>	16,424	1,783	9
Overvotes	2			0	2	0
Undervotes	3,088			2,765	321	2
Contest Totals	21,306			19,189	2,106	11

DEM Justice, 5th Court of Appeals District, Place 12

Vote For 1

	TOTAL	VOTE %		Early Voting	Ballot by mail	Limited
Ken Molberg	16,363	100.00%	<div><div></div></div>	14,713	1,642	8
Total Votes Cast	16,363	100.00%	<div><div></div></div>	14,713	1,642	8
Overvotes	0			0	0	0
Undervotes	4,943			4,476	464	3
Contest Totals	21,306			19,189	2,106	11

DEM Justice, 5th Court of Appeals District, Place 13

Vote For 1

	TOTAL	VOTE %		Early Voting	Ballot by mail	Limited
Tonya Parker	17,022	100.00%	<div><div></div></div>	15,343	1,670	9
Total Votes Cast	17,022	100.00%	<div><div></div></div>	15,343	1,670	9
Overvotes	0			0	0	0
Undervotes	4,284			3,846	436	2
Contest Totals	21,306			19,189	2,106	11

Summary Results Report
Primary Elections
March 5th, 2024

UNOFFICIAL RESULTS
EARLY VOTING
Collin County

DEM County Tax Assessor-Collector

Vote For 1

	TOTAL	VOTE %		Early Voting	Ballot by mail	Limited
Stephanie Cooksey	16,656	100.00%	<div><div></div></div>	15,041	1,615	0
Total Votes Cast	16,656	100.00%	<div><div></div></div>	15,041	1,615	0
Overvotes	0			0	0	0
Undervotes	4,639			4,148	491	0
Contest Totals	21,295			19,189	2,106	0

DEM County Commissioner, Precinct No. 3

Vote For 1

	TOTAL	VOTE %		Early Voting	Ballot by mail	Limited
Yvette Johnson	3,579	100.00%	<div><div></div></div>	3,276	303	0
Total Votes Cast	3,579	100.00%	<div><div></div></div>	3,276	303	0
Overvotes	0			0	0	0
Undervotes	864			766	98	0
Contest Totals	4,443			4,042	401	0

DEM Constable, Precinct No. 3

Vote For 1

	TOTAL	VOTE %		Early Voting	Ballot by mail	Limited
Cesar Avila	6,737	100.00%	<div><div></div></div>	6,018	719	0
Total Votes Cast	6,737	100.00%	<div><div></div></div>	6,018	719	0
Overvotes	0			0	0	0
Undervotes	2,183			1,926	257	0
Contest Totals	8,920			7,944	976	0

DEM County Chair

Vote For 1

	TOTAL	VOTE %		Early Voting	Ballot by mail	Limited
Sheena King	16,783	100.00%	<div><div></div></div>	15,165	1,618	0
Total Votes Cast	16,783	100.00%	<div><div></div></div>	15,165	1,618	0
Overvotes	0			0	0	0
Undervotes	4,512			4,024	488	0
Contest Totals	21,295			19,189	2,106	0

DEM Precinct Chair, Precinct No. 52

Vote For 1

	TOTAL	VOTE %		Early Voting	Ballot by mail	Limited
Emaduddin Syed	80	57.14%	<div><div></div></div>	80	0	0
Jaime G. Lozano	60	42.86%	<div><div></div></div>	53	7	0
Total Votes Cast	140	100.00%	<div><div></div></div>	133	7	0
Overvotes	0			0	0	0
Undervotes	46			43	3	0
Contest Totals	186			176	10	0

DEM Precinct Chair, Precinct No. 62
Vote For 1

	TOTAL	VOTE %		Early Voting	Ballot by mail	Limited
John M. Stafford	87	65.41%	<div><div></div></div>	83	4	0
Simon Salinas	46	34.59%	<div><div></div></div>	42	4	0
Total Votes Cast	133	100.00%	<div><div></div></div>	125	8	0
Overvotes	0			0	0	0
Undervotes	14			12	2	0
Contest Totals	147			137	10	0

DEM Precinct Chair, Precinct No. 69
Vote For 1

	TOTAL	VOTE %		Early Voting	Ballot by mail	Limited
Amar Varanasi	82	46.07%	<div><div></div></div>	82	0	0
Subir Purkayastha	96	53.93%	<div><div></div></div>	89	7	0
Total Votes Cast	178	100.00%	<div><div></div></div>	171	7	0
Overvotes	0			0	0	0
Undervotes	40			36	4	0
Contest Totals	218			207	11	0

DEM Precinct Chair, Precinct No. 246
Vote For 1

	TOTAL	VOTE %		Early Voting	Ballot by mail	Limited
Lindsey Hall	63	57.80%	<div><div></div></div>	61	2	0
Lorena Rodriguez	46	42.20%	<div><div></div></div>	41	5	0
Total Votes Cast	109	100.00%	<div><div></div></div>	102	7	0
Overvotes	0			0	0	0
Undervotes	29			24	5	0
Contest Totals	138			126	12	0

Collin County Seal
Watermark Seal for Collin County.
Collin County Government