


Statistics	TOTAL	Election Day	Early Voting	Ballot by mail	Provision al	Limited
Registered Voters - Total	717,135					
Ballots Cast - Total	137,685	56,272	77,031	4,285	52	45
Ballots Cast - Republican	101,625	41,631	57,842	2,093	35	24
Ballots Cast - Democratic	36,060	14,641	19,189	2,192	17	21



Collin County Seal  
Watermark Seal for Collin County.  
Collin County Government

Summary Results Report  
Primary Elections  
March 5th, 2024

Combined Accumulated Totals  
FINAL RESULTS  
Collin County

**REP President**

Vote For 1

	TOTAL	VOTE %		Election Day	Early Voting	Ballot by mail	Provisional	Limited
Vivek Ramaswamy	696	0.69%	<div><div></div></div>	306	384	4	0	2
Chris Christie	403	0.40%	<div><div></div></div>	130	255	18	0	0
David Stuckenberg	88	0.09%	<div><div></div></div>	37	51	0	0	0
Donald J. Trump	70,148	69.74%	<div><div></div></div>	29,262	39,666	1,182	21	17
Nikki Haley	24,899	24.75%	<div><div></div></div>	9,892	14,258	734	11	4
Ron DeSantis	1,819	1.81%	<div><div></div></div>	640	1,142	36	1	0
Asa Hutchinson	108	0.11%	<div><div></div></div>	33	72	3	0	0
Ryan L. Binkley	163	0.16%	<div><div></div></div>	63	96	4	0	0
Uncommitted	2,265	2.25%	<div><div></div></div>	891	1,284	87	2	1
Total Votes Cast	100,589	100.00%	<div><div></div></div>	41,254	57,208	2,068	35	24
Overvotes	0			0	0	0	0	0
Undervotes	1,036			377	634	25	0	0
Contest Totals	101,625			41,631	57,842	2,093	35	24

**REP United States Senator**

Vote For 1

	TOTAL	VOTE %		Election Day	Early Voting	Ballot by mail	Provisional	Limited
Holland "Redd" Gibson	7,897	8.27%	<div><div></div></div>	3,440	4,256	189	6	6
R.E. (Rufus) Lopez	6,793	7.12%	<div><div></div></div>	2,844	3,781	165	3	0
Ted Cruz	80,763	84.61%	<div><div></div></div>	32,470	46,675	1,576	25	17
Total Votes Cast	95,453	100.00%	<div><div></div></div>	38,754	54,712	1,930	34	23
Overvotes	1			0	0	1	0	0
Undervotes	6,171			2,877	3,130	162	1	1
Contest Totals	101,625			41,631	57,842	2,093	35	24

**REP United States Representative, District 3**

Vote For 1

	TOTAL	VOTE %		Election Day	Early Voting	Ballot by mail	Provisional	Limited
Suzanne Harp	12,756	19.39%	<div><div></div></div>	5,833	6,735	181	7	0
Tre Pennie	2,540	3.86%	<div><div></div></div>	998	1,481	61	0	0
Jeremy D. Ivanovskis	1,094	1.66%	<div><div></div></div>	526	555	13	0	0
John Porro	1,968	2.99%	<div><div></div></div>	923	1,013	31	1	0
Keith Self	47,413	72.09%	<div><div></div></div>	17,223	29,228	952	10	0
Total Votes Cast	65,771	100.00%	<div><div></div></div>	25,503	39,012	1,238	18	0
Overvotes	0			0	0	0	0	0
Undervotes	8,497			4,440	3,898	154	5	0
Contest Totals	74,268			29,943	42,910	1,392	23	0

Summary Results Report  
Primary Elections  
March 5th, 2024

Combined Accumulated Totals  
FINAL RESULTS  
Collin County

**REP United States Representative, District 4**

Vote For 1

	TOTAL	VOTE %		Election Day	Early Voting	Ballot by mail	Provisional	Limited
Don Horn	3,926	21.53%	<div><div></div></div>	1,756	2,088	80	2	0
Pat Fallon	14,305	78.47%	<div><div></div></div>	5,578	8,370	353	4	0
Total Votes Cast	18,231	100.00%	<div><div></div></div>	7,334	10,458	433	6	0
Overvotes	0			0	0	0	0	0
Undervotes	4,780			2,295	2,318	160	5	2
Contest Totals	23,011			9,629	12,776	593	11	2

**REP United States Representative, District 32**

Vote For 1

	TOTAL	VOTE %		Election Day	Early Voting	Ballot by mail	Provisional	Limited
Gulrez "Gus" Khan	306	9.26%	<div><div></div></div>	181	122	3	0	0
Darrell Day	1,568	47.43%	<div><div></div></div>	707	827	34	0	0
Juan Feria	253	7.65%	<div><div></div></div>	121	123	9	0	0
David Blewett	1,179	35.66%	<div><div></div></div>	480	675	23	1	0
Total Votes Cast	3,306	100.00%	<div><div></div></div>	1,489	1,747	69	1	0
Overvotes	0			0	0	0	0	0
Undervotes	1,018			570	409	39	0	0
Contest Totals	4,324			2,059	2,156	108	1	0

**REP Railroad Commissioner**

Vote For 1

	TOTAL	VOTE %		Election Day	Early Voting	Ballot by mail	Provisional	Limited
Christie Clark	12,082	14.92%	<div><div></div></div>	5,242	6,643	188	5	4
Christi Craddock	47,512	58.68%	<div><div></div></div>	16,724	29,789	982	12	5
Petra Reyes	3,048	3.76%	<div><div></div></div>	1,433	1,575	39	1	0
Corey Howell	2,970	3.67%	<div><div></div></div>	1,406	1,510	52	1	1
James "Jim" Matlock	15,350	18.96%	<div><div></div></div>	6,642	8,362	334	5	7
Total Votes Cast	80,962	100.00%	<div><div></div></div>	31,447	47,879	1,595	24	17
Overvotes	1			0	0	1	0	0
Undervotes	20,662			10,184	9,963	497	11	7
Contest Totals	101,625			41,631	57,842	2,093	35	24

**REP Justice, Supreme Court, Place 2**

Vote For 1

	TOTAL	VOTE %		Election Day	Early Voting	Ballot by mail	Provisional	Limited
Jimmy Blacklock	64,978	100.00%	<div><div></div></div>	25,925	37,777	1,242	18	16
Total Votes Cast	64,978	100.00%	<div><div></div></div>	25,925	37,777	1,242	18	16
Overvotes	0			0	0	0	0	0
Undervotes	36,647			15,706	20,065	851	17	8
Contest Totals	101,625			41,631	57,842	2,093	35	24

Summary Results Report  
Primary Elections  
March 5th, 2024

Combined Accumulated Totals  
FINAL RESULTS  
Collin County

**REP Justice, Supreme Court, Place 4**

Vote For 1

	TOTAL	VOTE %		Election Day	Early Voting	Ballot by mail	Provisional	Limited
John Devine	48,657	64.42%	<div><div></div></div>	18,480	29,394	759	13	11
Brian Walker	26,869	35.58%	<div><div></div></div>	10,759	15,384	712	8	6
Total Votes Cast	75,526	100.00%	<div><div></div></div>	29,239	44,778	1,471	21	17
Overvotes	0			0	0	0	0	0
Undervotes	26,099			12,392	13,064	622	14	7
Contest Totals	101,625			41,631	57,842	2,093	35	24

**REP Justice Supreme Court, Place 6**

Vote For 1

	TOTAL	VOTE %		Election Day	Early Voting	Ballot by mail	Provisional	Limited
Jane Bland	63,491	100.00%	<div><div></div></div>	25,143	37,039	1,279	17	13
Total Votes Cast	63,491	100.00%	<div><div></div></div>	25,143	37,039	1,279	17	13
Overvotes	0			0	0	0	0	0
Undervotes	38,134			16,488	20,803	814	18	11
Contest Totals	101,625			41,631	57,842	2,093	35	24

**REP Presiding Judge, Court of Criminal Appeals**

Vote For 1

	TOTAL	VOTE %		Election Day	Early Voting	Ballot by mail	Provisional	Limited
David J. Schenck	56,065	71.75%	<div><div></div></div>	21,631	33,523	886	14	11
Sharon Keller	22,074	28.25%	<div><div></div></div>	8,712	12,719	630	8	5
Total Votes Cast	78,139	100.00%	<div><div></div></div>	30,343	46,242	1,516	22	16
Overvotes	0			0	0	0	0	0
Undervotes	23,486			11,288	11,600	577	13	8
Contest Totals	101,625			41,631	57,842	2,093	35	24

**REP Judge, Court of Criminal Appeals, Place 7**

Vote For 1

	TOTAL	VOTE %		Election Day	Early Voting	Ballot by mail	Provisional	Limited
Barbara Parker Hervey	23,209	30.62%	<div><div></div></div>	9,305	13,230	658	9	7
Gina Parker	52,590	69.38%	<div><div></div></div>	20,045	31,723	805	11	6
Total Votes Cast	75,799	100.00%	<div><div></div></div>	29,350	44,953	1,463	20	13
Overvotes	0			0	0	0	0	0
Undervotes	25,826			12,281	12,889	630	15	11
Contest Totals	101,625			41,631	57,842	2,093	35	24

**REP Judge, Court of Criminal Appeals, Place 8**

Vote For 1

	TOTAL	VOTE %		Election Day	Early Voting	Ballot by mail	Provisional	Limited
Lee Finley	43,679	57.72%	<div><div></div></div>	16,963	26,071	624	13	8
Michelle Slaughter	31,992	42.28%	<div><div></div></div>	12,297	18,822	859	8	6
Total Votes Cast	75,671	100.00%	<div><div></div></div>	29,260	44,893	1,483	21	14
Overvotes	0			0	0	0	0	0
Undervotes	25,954			12,371	12,949	610	14	10
Contest Totals	101,625			41,631	57,842	2,093	35	24

Summary Results Report  
Primary Elections  
March 5th, 2024

Combined Accumulated Totals  
FINAL RESULTS  
Collin County

**REP Member, State Board of Education, District 12**

Vote For 1

	TOTAL	VOTE %		Election Day	Early Voting	Ballot by mail	Provisional	Limited
Matt Rostami	14,629	18.09%	<div><div></div></div>	6,604	7,831	188	6	0
Pam Little	28,723	35.52%	<div><div></div></div>	11,164	16,713	837	7	2
Chad Green	14,424	17.84%	<div><div></div></div>	6,506	7,679	233	6	0
Jamie Kohlmann	23,085	28.55%	<div><div></div></div>	7,002	15,725	351	6	1
Total Votes Cast	80,861	100.00%	<div><div></div></div>	31,276	47,948	1,609	25	3
Overvotes	0			0	0	0	0	0
Undervotes	20,746			10,355	9,894	484	10	3
Contest Totals	101,607			41,631	57,842	2,093	35	6

**REP State Senator, District 8**

Vote For 1

	TOTAL	VOTE %		Election Day	Early Voting	Ballot by mail	Provisional	Limited
Angela Paxton	56,071	100.00%	<div><div></div></div>	22,444	32,636	974	17	0
Total Votes Cast	56,071	100.00%	<div><div></div></div>	22,444	32,636	974	17	0
Overvotes	0			0	0	0	0	0
Undervotes	30,348			12,425	17,159	749	15	0
Contest Totals	86,419			34,869	49,795	1,723	32	0

**REP State Senator, District 30**

Vote For 1

	TOTAL	VOTE %		Election Day	Early Voting	Ballot by mail	Provisional	Limited
Jace Yarbrough	1,944	29.23%	<div><div></div></div>	889	1,032	22	1	0
Carrie de Moor	1,584	23.82%	<div><div></div></div>	739	818	27	0	0
Brent Hagenbuch	2,270	34.14%	<div><div></div></div>	767	1,458	45	0	0
Cody Clark	852	12.81%	<div><div></div></div>	429	405	18	0	0
Total Votes Cast	6,650	100.00%	<div><div></div></div>	2,824	3,713	112	1	0
Overvotes	0			0	0	0	0	0
Undervotes	1,831			960	833	35	0	3
Contest Totals	8,481			3,784	4,546	147	1	3

Collin County Seal  
Watermark Seal for Collin County,  
Collin County Government

**REP State Representative, District 33**

Vote For 1





	TOTAL	VOTE %		Election Day	Early Voting	Ballot by mail	Provisional	Limited
Justin Holland	2,175	38.68%	<div><div></div></div>	985	1,134	56	0	0
Katrina Pierson	2,221	39.50%	<div><div></div></div>	887	1,283	50	1	0
Dennis London	1,227	21.82%	<div><div></div></div>	485	717	24	1	0
Total Votes Cast	5,623	100.00%	<div><div></div></div>	2,357	3,134	130	2	0
Overvotes	0			0	0	0	0	0
Undervotes	945			496	418	31	0	0
Contest Totals	6,568			2,853	3,552	161	2	0

Summary Results Report  
Primary Elections  
March 5th, 2024

Combined Accumulated Totals  
FINAL RESULTS  
Collin County




**REP State Representative, District 61**

Vote For 1

	TOTAL	VOTE %		Election Day	Early Voting	Ballot by mail	Provisional	Limited
Keresa Richardson	7,241	39.75%		2,945	4,159	136	1	0
Frederick Frazier	5,847	32.09%		2,206	3,480	159	2	0
Chuck Branch	5,130	28.16%		1,804	3,216	109	1	0
Total Votes Cast	18,218	100.00%		6,955	10,855	404	4	0
Overvotes	0			0	0	0	0	0
Undervotes	2,216			1,187	986	42	1	0
Contest Totals	20,434			8,142	11,841	446	5	0




**REP State Representative, District 66**

Vote For 1

	TOTAL	VOTE %		Election Day	Early Voting	Ballot by mail	Provisional	Limited
Matt Shaheen	11,037	63.75%		4,068	6,666	300	3	0
Wayne Richard	6,276	36.25%		2,431	3,762	82	1	0
Total Votes Cast	17,313	100.00%		6,499	10,428	382	4	0
Overvotes	0			0	0	0	0	0
Undervotes	2,787			1,424	1,311	52	0	0
Contest Totals	20,100			7,923	11,739	434	4	0




**REP State Representative, District 67**

Vote For 1

	TOTAL	VOTE %		Election Day	Early Voting	Ballot by mail	Provisional	Limited
Daren Meis	6,031	34.88%		2,464	3,476	91	0	0
Jeff Leach	11,260	65.12%		4,310	6,745	200	5	0
Total Votes Cast	17,291	100.00%		6,774	10,221	291	5	0
Overvotes	0			0	0	0	0	0
Undervotes	2,347			1,299	1,000	47	1	0
Contest Totals	19,638			8,073	11,221	338	6	0

**REP State Representative, District 70**

Vote For 1

	TOTAL	VOTE %		Election Day	Early Voting	Ballot by mail	Provisional	Limited
Steve Kinard	6,673	68.11%		2,416	4,105	148	4	0
Joe Collins	3,125	31.89%		1,202	1,828	94	1	0
Total Votes Cast	9,798	100.00%		3,618	5,933	242	5	0
Overvotes	0			0	0	0	0	0
Undervotes	4,427			1,975	2,289	159	4	0
Contest Totals	14,225			5,593	8,222	401	9	0

Summary Results Report  
Primary Elections  
March 5th, 2024

Combined Accumulated Totals  
FINAL RESULTS  
Collin County

**REP State Representative, District 89**

Vote For 1

	TOTAL	VOTE %		Election Day	Early Voting	Ballot by mail	Provisional	Limited
Abraham George	8,632	47.40%	<div><div></div></div>	3,743	4,785	100	4	0
Candy Noble	9,579	52.60%	<div><div></div></div>	3,935	5,455	185	4	0
Total Votes Cast	18,211	100.00%	<div><div></div></div>	7,678	10,240	285	8	0
Overvotes	0			0	0	0	0	0
Undervotes	2,425			1,369	1,027	28	1	0
Contest Totals	20,636			9,047	11,267	313	9	0

**REP Chief Justice, 5th Court of Appeals District**

Vote For 1

	TOTAL	VOTE %		Election Day	Early Voting	Ballot by mail	Provisional	Limited
Justin Jay "J. J." Koch	61,005	100.00%	<div><div></div></div>	23,958	35,793	1,233	16	5
Total Votes Cast	61,005	100.00%	<div><div></div></div>	23,958	35,793	1,233	16	5
Overvotes	0			0	0	0	0	0
Undervotes	40,603			17,673	22,049	860	19	2
Contest Totals	101,608			41,631	57,842	2,093	35	7

**REP Justice, 5th Court of Appeals District, Place 2**

Vote For 1

	TOTAL	VOTE %		Election Day	Early Voting	Ballot by mail	Provisional	Limited
Jessica Lewis	61,102	100.00%	<div><div></div></div>	23,961	35,870	1,249	17	5
Total Votes Cast	61,102	100.00%	<div><div></div></div>	23,961	35,870	1,249	17	5
Overvotes	0			0	0	0	0	0
Undervotes	40,506			17,670	21,972	844	18	2
Contest Totals	101,608			41,631	57,842	2,093	35	7

**REP Justice, 5th Court of Appeals District, Place 5**

Vote For 1

	TOTAL	VOTE %		Election Day	Early Voting	Ballot by mail	Provisional	Limited
Cynthia Barbare	60,728	100.00%	<div><div></div></div>	23,777	35,687	1,242	17	5
Total Votes Cast	60,728	100.00%	<div><div></div></div>	23,777	35,687	1,242	17	5
Overvotes	0			0	0	0	0	0
Undervotes	40,880			17,854	22,155	851	18	2
Contest Totals	101,608			41,631	57,842	2,093	35	7

**REP Justice, 5th Court of Appeals District, Place 9**

Vote For 1

	TOTAL	VOTE %		Election Day	Early Voting	Ballot by mail	Provisional	Limited
Matthew J. Kolodoski	60,385	100.00%	<div><div></div></div>	23,661	35,478	1,226	15	5
Total Votes Cast	60,385	100.00%	<div><div></div></div>	23,661	35,478	1,226	15	5
Overvotes	0			0	0	0	0	0
Undervotes	41,223			17,970	22,364	867	20	2
Contest Totals	101,608			41,631	57,842	2,093	35	7

Summary Results Report  
Primary Elections  
March 5th, 2024

Combined Accumulated Totals  
FINAL RESULTS  
Collin County

**REP Justice, 5th Court of Appeals District, Place 10**

Vote For 1

	TOTAL	VOTE %		Election Day	Early Voting	Ballot by mail	Provisional	Limited
Earl Jackson	60,068	100.00%	<div></div>	23,551	35,275	1,221	16	5
Total Votes Cast	60,068	100.00%	<div></div>	23,551	35,275	1,221	16	5
Overvotes	0			0	0	0	0	0
Undervotes	41,540			18,080	22,567	872	19	2
Contest Totals	101,608			41,631	57,842	2,093	35	7

**REP Justice, 5th Court of Appeals District, Place 11**

Vote For 1

	TOTAL	VOTE %		Election Day	Early Voting	Ballot by mail	Provisional	Limited
Gino J. Rossini	60,132	100.00%	<div></div>	23,564	35,340	1,207	16	5
Total Votes Cast	60,132	100.00%	<div></div>	23,564	35,340	1,207	16	5
Overvotes	0			0	0	0	0	0
Undervotes	41,476			18,067	22,502	886	19	2
Contest Totals	101,608			41,631	57,842	2,093	35	7

**REP Justice, 5th Court of Appeals District, Place 12**

Vote For 1

	TOTAL	VOTE %		Election Day	Early Voting	Ballot by mail	Provisional	Limited
Mike Lee	61,058	100.00%	<div></div>	23,956	35,859	1,221	17	5
Total Votes Cast	61,058	100.00%	<div></div>	23,956	35,859	1,221	17	5
Overvotes	0			0	0	0	0	0
Undervotes	40,550			17,675	21,983	872	18	2
Contest Totals	101,608			41,631	57,842	2,093	35	7

**REP Justice, 5th Court of Appeals District, Place 13**

Vote For 1

	TOTAL	VOTE %		Election Day	Early Voting	Ballot by mail	Provisional	Limited
Emily A. Miskel	60,322	100.00%	<div></div>	23,633	35,447	1,221	16	5
Total Votes Cast	60,322	100.00%	<div></div>	23,633	35,447	1,221	16	5
Overvotes	0			0	0	0	0	0
Undervotes	41,286			17,998	22,395	872	19	2
Contest Totals	101,608			41,631	57,842	2,093	35	7

**REP District Judge, 199th Judicial District**

Vote For 1

	TOTAL	VOTE %		Election Day	Early Voting	Ballot by mail	Provisional	Limited
Angela Tucker	61,106	100.00%	<div></div>	23,960	35,918	1,211	17	0
Total Votes Cast	61,106	100.00%	<div></div>	23,960	35,918	1,211	17	0
Overvotes	0			0	0	0	0	0
Undervotes	40,495			17,671	21,924	882	18	0
Contest Totals	101,601			41,631	57,842	2,093	35	0

Summary Results Report  
Primary Elections  
March 5th, 2024

Combined Accumulated Totals  
FINAL RESULTS  
Collin County

**REP District Judge, 380th Judicial District**

Vote For 1

	TOTAL	VOTE %		Election Day	Early Voting	Ballot by mail	Provisional	Limited
Ben Smith	60,419	100.00%	<div><div></div></div>	23,668	35,530	1,206	15	0
Total Votes Cast	60,419	100.00%	<div><div></div></div>	23,668	35,530	1,206	15	0
Overvotes	0			0	0	0	0	0
Undervotes	41,182			17,963	22,312	887	20	0
Contest Totals	101,601			41,631	57,842	2,093	35	0

**REP District Judge, 401st Judicial District**

Vote For 1

	TOTAL	VOTE %		Election Day	Early Voting	Ballot by mail	Provisional	Limited
Kim Laseter	33,876	46.38%	<div><div></div></div>	12,890	20,181	798	7	0
Shayla Smith	9,085	12.44%	<div><div></div></div>	4,162	4,725	194	4	0
Joel Petrazio	30,078	41.18%	<div><div></div></div>	10,736	18,890	442	10	0
Total Votes Cast	73,039	100.00%	<div><div></div></div>	27,788	43,796	1,434	21	0
Overvotes	3			0	0	3	0	0
Undervotes	28,559			13,843	14,046	656	14	0
Contest Totals	101,601			41,631	57,842	2,093	35	0

**REP District Judge, 416th Judicial District**

Vote For 1

	TOTAL	VOTE %		Election Day	Early Voting	Ballot by mail	Provisional	Limited
Andrea Stroh Thompson	58,942	100.00%	<div><div></div></div>	23,016	34,690	1,221	15	0
Total Votes Cast	58,942	100.00%	<div><div></div></div>	23,016	34,690	1,221	15	0
Overvotes	0			0	0	0	0	0
Undervotes	42,659			18,615	23,152	872	20	0
Contest Totals	101,601			41,631	57,842	2,093	35	0

**REP District Judge, 468th Judicial District**

Vote For 1

	TOTAL	VOTE %		Election Day	Early Voting	Ballot by mail	Provisional	Limited
Lindsey Wynne	59,077	100.00%	<div><div></div></div>	23,071	34,782	1,209	15	0
Total Votes Cast	59,077	100.00%	<div><div></div></div>	23,071	34,782	1,209	15	0
Overvotes	0			0	0	0	0	0
Undervotes	42,524			18,560	23,060	884	20	0
Contest Totals	101,601			41,631	57,842	2,093	35	0

**REP District Judge, 469th Judicial District**

Vote For 1

	TOTAL	VOTE %		Election Day	Early Voting	Ballot by mail	Provisional	Limited
Piper McCraw	59,342	100.00%	<div><div></div></div>	23,121	34,988	1,216	17	0
Total Votes Cast	59,342	100.00%	<div><div></div></div>	23,121	34,988	1,216	17	0
Overvotes	0			0	0	0	0	0
Undervotes	42,259			18,510	22,854	877	18	0
Contest Totals	101,601			41,631	57,842	2,093	35	0

Summary Results Report  
Primary Elections  
March 5th, 2024

Combined Accumulated Totals  
FINAL RESULTS  
Collin County

**REP District Judge, 470th Judicial District**

Vote For 1

	TOTAL	VOTE %		Election Day	Early Voting	Ballot by mail	Provisional	Limited
Brook Fuls	58,524	100.00%	<div><div></div></div>	22,814	34,492	1,203	15	0
Total Votes Cast	58,524	100.00%	<div><div></div></div>	22,814	34,492	1,203	15	0
Overvotes	0			0	0	0	0	0
Undervotes	43,077			18,817	23,350	890	20	0
Contest Totals	101,601			41,631	57,842	2,093	35	0

**REP District Judge, 471st Judicial District**

Vote For 1

	TOTAL	VOTE %		Election Day	Early Voting	Ballot by mail	Provisional	Limited
Andrea Bouressa	58,248	100.00%	<div><div></div></div>	22,698	34,344	1,191	15	0
Total Votes Cast	58,248	100.00%	<div><div></div></div>	22,698	34,344	1,191	15	0
Overvotes	0			0	0	0	0	0
Undervotes	43,353			18,933	23,498	902	20	0
Contest Totals	101,601			41,631	57,842	2,093	35	0

**REP District Judge, 493rd Judicial District**

Vote For 1

	TOTAL	VOTE %		Election Day	Early Voting	Ballot by mail	Provisional	Limited
Christine A. Nowak	56,879	100.00%	<div><div></div></div>	22,160	33,513	1,190	16	0
Total Votes Cast	56,879	100.00%	<div><div></div></div>	22,160	33,513	1,190	16	0
Overvotes	0			0	0	0	0	0
Undervotes	44,722			19,471	24,329	903	19	0
Contest Totals	101,601			41,631	57,842	2,093	35	0

**REP Sheriff**

Vote For 1

	TOTAL	VOTE %		Election Day	Early Voting	Ballot by mail	Provisional	Limited
Jim Skinner	68,632	85.95%	<div><div></div></div>	25,826	41,335	1,450	21	0
Sherwood Holmes	11,219	14.05%	<div><div></div></div>	4,984	6,049	184	2	0
Total Votes Cast	79,851	100.00%	<div><div></div></div>	30,810	47,384	1,634	23	0
Overvotes	0			0	0	0	0	0
Undervotes	21,750			10,821	10,458	459	12	0
Contest Totals	101,601			41,631	57,842	2,093	35	0

**REP County Tax Assessor-Collector**

Vote For 1

	TOTAL	VOTE %		Election Day	Early Voting	Ballot by mail	Provisional	Limited
Cam McCall	15,720	20.23%	<div><div></div></div>	5,567	9,704	442	7	0
Scott Grigg	42,868	55.17%	<div><div></div></div>	15,375	26,713	772	8	0
Angela Powell	19,117	24.60%	<div><div></div></div>	8,585	10,175	350	7	0
Total Votes Cast	77,705	100.00%	<div><div></div></div>	29,527	46,592	1,564	22	0
Overvotes	0			0	0	0	0	0
Undervotes	23,896			12,104	11,250	529	13	0
Contest Totals	101,601			41,631	57,842	2,093	35	0

Summary Results Report  
Primary Elections  
March 5th, 2024

Combined Accumulated Totals  
FINAL RESULTS  
Collin County

**REP County Commissioner, Precinct No. 1**

Vote For 1

	TOTAL	VOTE %		Election Day	Early Voting	Ballot by mail	Provisional	Limited
Susan Fletcher	13,939	100.00%	<div><div></div></div>	5,424	8,201	312	2	0
Total Votes Cast	13,939	100.00%	<div><div></div></div>	5,424	8,201	312	2	0
Overvotes	0			0	0	0	0	0
Undervotes	9,233			3,884	5,146	200	3	0
Contest Totals	23,172			9,308	13,347	512	5	0

**REP County Commissioner, Precinct No. 3**

Vote For 1

	TOTAL	VOTE %		Election Day	Early Voting	Ballot by mail	Provisional	Limited
Jim Garrison	8,182	43.73%	<div><div></div></div>	3,504	4,532	144	2	0
Darrell Hale	10,529	56.27%	<div><div></div></div>	4,040	6,319	168	2	0
Total Votes Cast	18,711	100.00%	<div><div></div></div>	7,544	10,851	312	4	0
Overvotes	0			0	0	0	0	0
Undervotes	6,824			3,294	3,389	136	5	0
Contest Totals	25,535			10,838	14,240	448	9	0

**REP Constable, Precinct No. 1**

Vote For 1

	TOTAL	VOTE %		Election Day	Early Voting	Ballot by mail	Provisional	Limited
Matt Carpenter	11,233	76.83%	<div><div></div></div>	4,002	7,024	206	1	0
Cris Trevino	3,388	23.17%	<div><div></div></div>	1,531	1,800	54	3	0
Total Votes Cast	14,621	100.00%	<div><div></div></div>	5,533	8,824	260	4	0
Overvotes	0			0	0	0	0	0
Undervotes	5,457			2,573	2,758	123	3	0
Contest Totals	20,078			8,106	11,582	383	7	0

**REP Constable, Precinct No. 2**

Vote For 1

	TOTAL	VOTE %		Election Day	Early Voting	Ballot by mail	Provisional	Limited
Dwayne Kurtz	7,112	100.00%	<div><div></div></div>	3,114	3,880	116	2	0
Total Votes Cast	7,112	100.00%	<div><div></div></div>	3,114	3,880	116	2	0
Overvotes	0			0	0	0	0	0
Undervotes	5,457			2,704	2,675	76	2	0
Contest Totals	12,569			5,818	6,555	192	4	0

**REP Constable, Precinct No. 3**

Vote For 1




	TOTAL	VOTE %		Election Day	Early Voting	Ballot by mail	Provisional	Limited
Sammy Knapp	19,441	100.00%	<div><div></div></div>	7,475	11,552	406	8	0
Total Votes Cast	19,441	100.00%	<div><div></div></div>	7,475	11,552	406	8	0
Overvotes	0			0	0	0	0	0
Undervotes	15,670			6,813	8,482	366	9	0
Contest Totals	35,111			14,288	20,034	772	17	0

Summary Results Report  
Primary Elections  
March 5th, 2024

Combined Accumulated Totals  
FINAL RESULTS  
Collin County





**REP Constable, Precinct No. 4**

Vote For 1

	TOTAL	VOTE %		Election Day	Early Voting	Ballot by mail	Provisional	Limited
Steve Asher	13,940	60.50%		5,182	8,459	295	4	0
Mike Rumfield	9,100	39.50%		3,390	5,485	225	0	0
Total Votes Cast	23,040	100.00%		8,572	13,944	520	4	0
Overvotes	0			0	0	0	0	0
Undervotes	10,803			4,847	5,727	226	3	0
Contest Totals	33,843			13,419	19,671	746	7	0




**REP County Chair**

Vote For 1

	TOTAL	VOTE %		Election Day	Early Voting	Ballot by mail	Provisional	Limited
Shelby Williams	31,951	49.67%		12,243	19,099	602	7	0
Ellen Loveless	21,170	32.91%		8,881	11,887	394	8	0
Howard Powers	11,209	17.42%		4,347	6,589	270	3	0
Total Votes Cast	64,330	100.00%		25,471	37,575	1,266	18	0
Overvotes	1			0	0	1	0	0
Undervotes	37,270			16,160	20,267	826	17	0
Contest Totals	101,601			41,631	57,842	2,093	35	0




**REP Precinct Chair, Precinct No. 41**

Vote For 1

	TOTAL	VOTE %		Election Day	Early Voting	Ballot by mail	Provisional	Limited
Christy Sineni	182	36.84%		92	84	6	0	0
Tim McCord	312	63.16%		122	187	3	0	0
Total Votes Cast	494	100.00%		214	271	9	0	0
Overvotes	0			0	0	0	0	0
Undervotes	384			187	196	1	0	0
Contest Totals	878			401	467	10	0	0

**REP Precinct Chair, Precinct No. 58**

Vote For 1




	TOTAL	VOTE %		Election Day	Early Voting	Ballot by mail	Provisional	Limited
Ghulam Warriach	32	12.75%		13	19	0	0	0
Bob Koons	219	87.25%		95	119	4	1	0
Total Votes Cast	251	100.00%		108	138	4	1	0
Overvotes	0			0	0	0	0	0
Undervotes	167			90	75	2	0	0
Contest Totals	418			198	213	6	1	0

Summary Results Report  
Primary Elections  
March 5th, 2024

Combined Accumulated Totals  
FINAL RESULTS  
Collin County




**REP Precinct Chair, Precinct No. 69**

Vote For 1

	TOTAL	VOTE %		Election Day	Early Voting	Ballot by mail	Provisional	Limited
Terry Wade	339	64.94%		103	229	6	1	0
Johnny Steck	183	35.06%		66	114	3	0	0
Total Votes Cast	522	100.00%		169	343	9	1	0
Overvotes	0			0	0	0	0	0
Undervotes	190			74	115	1	0	0
Contest Totals	712			243	458	10	1	0




**REP Precinct Chair, Precinct No. 75**

Vote For 1

	TOTAL	VOTE %		Election Day	Early Voting	Ballot by mail	Provisional	Limited
Greg Knapp	125	60.39%		37	86	2	0	0
Larry Anderson	82	39.61%		32	42	8	0	0
Total Votes Cast	207	100.00%		69	128	10	0	0
Overvotes	0			0	0	0	0	0
Undervotes	242			103	127	12	0	0
Contest Totals	449			172	255	22	0	0




**REP Precinct Chair, Precinct No. 76**

Vote For 1

	TOTAL	VOTE %		Election Day	Early Voting	Ballot by mail	Provisional	Limited
Frank DeSimone	209	62.39%		69	137	3	0	0
Colleen Aguilar Epstein	126	37.61%		37	84	5	0	0
Total Votes Cast	335	100.00%		106	221	8	0	0
Overvotes	0			0	0	0	0	0
Undervotes	209			76	131	2	0	0
Contest Totals	544			182	352	10	0	0

**REP Precinct Chair, Precinct No. 82**

Vote For 1




	TOTAL	VOTE %		Election Day	Early Voting	Ballot by mail	Provisional	Limited
Jamaar Spencer	54	29.51%		18	33	3	0	0
Chrissy Vorderbruggen	129	70.49%		46	78	5	0	0
Total Votes Cast	183	100.00%		64	111	8	0	0
Overvotes	0			0	0	0	0	0
Undervotes	118			48	69	1	0	0
Contest Totals	301			112	180	9	0	0

Summary Results Report  
Primary Elections  
March 5th, 2024

Combined Accumulated Totals  
FINAL RESULTS  
Collin County




**REP Precinct Chair, Precinct No. 86**

Vote For 1

	TOTAL	VOTE %		Election Day	Early Voting	Ballot by mail	Provisional	Limited
Jonathan Goodale	202	62.35%		45	152	5	0	0
Corrine Miklosh	122	37.65%		42	74	6	0	0
Total Votes Cast	324	100.00%		87	226	11	0	0
Overvotes	0			0	0	0	0	0
Undervotes	203			77	124	2	0	0
Contest Totals	527			164	350	13	0	0




**REP Precinct Chair, Precinct No. 140**

Vote For 1

	TOTAL	VOTE %		Election Day	Early Voting	Ballot by mail	Provisional	Limited
Ed Rowen	167	30.04%		58	102	7	0	0
Jeff Hall	389	69.96%		130	249	10	0	0
Total Votes Cast	556	100.00%		188	351	17	0	0
Overvotes	0			0	0	0	0	0
Undervotes	459			179	273	7	0	0
Contest Totals	1,015			367	624	24	0	0




**REP Precinct Chair, Precinct No. 168**

Vote For 1

	TOTAL	VOTE %		Election Day	Early Voting	Ballot by mail	Provisional	Limited
Karla Gant	180	68.97%		79	100	1	0	0
David C. Burson	81	31.03%		35	46	0	0	0
Total Votes Cast	261	100.00%		114	146	1	0	0
Overvotes	0			0	0	0	0	0
Undervotes	139			67	71	1	0	0
Contest Totals	400			181	217	2	0	0

**REP Precinct Chair, Precinct No. 204**

Vote For 1

	TOTAL	VOTE %		Election Day	Early Voting	Ballot by mail	Provisional	Limited
Clint Pruett	46	59.74%		18	28	0	0	0
Craig L. Bressman	31	40.26%		9	22	0	0	0
Total Votes Cast	77	100.00%		27	50	0	0	0
Overvotes	0			0	0	0	0	0
Undervotes	24			9	15	0	0	0
Contest Totals	101			36	65	0	0	0

Summary Results Report  
Primary Elections  
March 5th, 2024

Combined Accumulated Totals  
FINAL RESULTS  
Collin County

**REP Precinct Chair, Precinct No. 219**

Vote For 1

	TOTAL	VOTE %		Election Day	Early Voting	Ballot by mail	Provisional	Limited
Kenneth Cook	192	73.00%	<div><div></div></div>	63	126	3	0	0
Hannah Duncan	71	27.00%	<div><div></div></div>	31	40	0	0	0
Total Votes Cast	263	100.00%	<div><div></div></div>	94	166	3	0	0
Overvotes	0			0	0	0	0	0
Undervotes	271			109	154	8	0	0
Contest Totals	534			203	320	11	0	0

**REP Precinct Chair, Precinct No. 235**

Vote For 1

	TOTAL	VOTE %		Election Day	Early Voting	Ballot by mail	Provisional	Limited
Alfredo A. Cervantes	61	41.78%	<div><div></div></div>	15	46	0	0	0
Douglas Reeves	85	58.22%	<div><div></div></div>	33	52	0	0	0
Total Votes Cast	146	100.00%	<div><div></div></div>	48	98	0	0	0
Overvotes	0			0	0	0	0	0
Undervotes	68			26	41	1	0	0
Contest Totals	214			74	139	1	0	0

**REP Proposition 1**

Vote For 1

	TOTAL	VOTE %		Election Day	Early Voting	Ballot by mail	Provisional	Limited
YES	68,463	72.27%	<div><div></div></div>	28,891	38,416	1,113	24	19
NO	26,267	27.73%	<div><div></div></div>	9,473	15,961	818	10	5
Total Votes Cast	94,730	100.00%	<div><div></div></div>	38,364	54,377	1,931	34	24
Overvotes	1			0	0	1	0	0
Undervotes	6,894			3,267	3,465	161	1	0
Contest Totals	101,625			41,631	57,842	2,093	35	24

**REP Proposition 2**

Vote For 1




	TOTAL	VOTE %		Election Day	Early Voting	Ballot by mail	Provisional	Limited
YES	86,022	88.08%	<div><div></div></div>	35,001	49,274	1,694	31	22
NO	11,644	11.92%	<div><div></div></div>	4,691	6,631	316	4	2
Total Votes Cast	97,666	100.00%	<div><div></div></div>	39,692	55,905	2,010	35	24
Overvotes	1			0	0	1	0	0
Undervotes	3,958			1,939	1,937	82	0	0
Contest Totals	101,625			41,631	57,842	2,093	35	24

Summary Results Report  
Primary Elections  
March 5th, 2024

Combined Accumulated Totals  
FINAL RESULTS  
Collin County




**REP Proposition 3**

Vote For 1

	TOTAL	VOTE %		Election Day	Early Voting	Ballot by mail	Provisional	Limited
YES	85,303	88.17%		34,272	49,206	1,772	32	21
NO	11,445	11.83%		4,977	6,240	224	2	2
Total Votes Cast	96,748	100.00%		39,249	55,446	1,996	34	23
Overvotes	0			0	0	0	0	0
Undervotes	4,877			2,382	2,396	97	1	1
Contest Totals	101,625			41,631	57,842	2,093	35	24




**REP Proposition 4**

Vote For 1

	TOTAL	VOTE %		Election Day	Early Voting	Ballot by mail	Provisional	Limited
YES	82,275	84.94%		32,783	47,723	1,722	27	20
NO	14,591	15.06%		6,498	7,792	291	7	3
Total Votes Cast	96,866	100.00%		39,281	55,515	2,013	34	23
Overvotes	0			0	0	0	0	0
Undervotes	4,759			2,350	2,327	80	1	1
Contest Totals	101,625			41,631	57,842	2,093	35	24




**REP Proposition 5**

Vote For 1

	TOTAL	VOTE %		Election Day	Early Voting	Ballot by mail	Provisional	Limited
YES	75,439	78.43%		29,934	43,900	1,560	26	19
NO	20,750	21.57%		9,004	11,294	439	8	5
Total Votes Cast	96,189	100.00%		38,938	55,194	1,999	34	24
Overvotes	0			0	0	0	0	0
Undervotes	5,436			2,693	2,648	94	1	0
Contest Totals	101,625			41,631	57,842	2,093	35	24

**REP Proposition 6**

Vote For 1

	TOTAL	VOTE %		Election Day	Early Voting	Ballot by mail	Provisional	Limited
YES	78,236	81.99%		31,483	45,110	1,594	29	20
NO	17,180	18.01%		7,101	9,688	383	5	3
Total Votes Cast	95,416	100.00%		38,584	54,798	1,977	34	23
Overvotes	0			0	0	0	0	0
Undervotes	6,209			3,047	3,044	116	1	1
Contest Totals	101,625			41,631	57,842	2,093	35	24

Summary Results Report  
Primary Elections  
March 5th, 2024

Combined Accumulated Totals  
FINAL RESULTS  
Collin County

**REP Proposition 7**

Vote For 1

	TOTAL	VOTE %		Election Day	Early Voting	Ballot by mail	Provisional	Limited
YES	64,369	73.17%	<div><div></div></div>	26,429	36,820	1,081	22	17
NO	23,600	26.83%	<div><div></div></div>	8,909	13,988	694	6	3
Total Votes Cast	87,969	100.00%	<div><div></div></div>	35,338	50,808	1,775	28	20
Overvotes	1			0	0	1	0	0
Undervotes	13,655			6,293	7,034	317	7	4
Contest Totals	101,625			41,631	57,842	2,093	35	24

**REP Proposition 8**

Vote For 1

	TOTAL	VOTE %		Election Day	Early Voting	Ballot by mail	Provisional	Limited
YES	85,394	88.20%	<div><div></div></div>	35,099	48,661	1,583	28	23
NO	11,427	11.80%	<div><div></div></div>	4,208	6,805	407	6	1
Total Votes Cast	96,821	100.00%	<div><div></div></div>	39,307	55,466	1,990	34	24
Overvotes	0			0	0	0	0	0
Undervotes	4,804			2,324	2,376	103	1	0
Contest Totals	101,625			41,631	57,842	2,093	35	24

**REP Proposition 9**

Vote For 1

	TOTAL	VOTE %		Election Day	Early Voting	Ballot by mail	Provisional	Limited
YES	67,063	70.07%	<div><div></div></div>	26,000	39,557	1,463	26	17
NO	28,645	29.93%	<div><div></div></div>	12,708	15,378	545	8	6
Total Votes Cast	95,708	100.00%	<div><div></div></div>	38,708	54,935	2,008	34	23
Overvotes	0			0	0	0	0	0
Undervotes	5,917			2,923	2,907	85	1	1
Contest Totals	101,625			41,631	57,842	2,093	35	24

**REP Proposition 10**

Vote For 1

	TOTAL	VOTE %		Election Day	Early Voting	Ballot by mail	Provisional	Limited
YES	80,064	84.48%	<div><div></div></div>	32,426	46,010	1,580	26	22
NO	14,710	15.52%	<div><div></div></div>	5,789	8,537	378	5	1
Total Votes Cast	94,774	100.00%	<div><div></div></div>	38,215	54,547	1,958	31	23
Overvotes	1			0	0	1	0	0
Undervotes	6,850			3,416	3,295	134	4	1
Contest Totals	101,625			41,631	57,842	2,093	35	24

Summary Results Report  
Primary Elections  
March 5th, 2024

Combined Accumulated Totals  
**FINAL RESULTS**  
Collin County

**REP Proposition 11**

Vote For 1

	TOTAL	VOTE %		Election Day	Early Voting	Ballot by mail	Provisional	Limited
YES	74,328	76.73%	<div><div></div></div>	30,579	42,333	1,370	24	22
NO	22,546	23.27%	<div><div></div></div>	8,738	13,176	621	9	2
Total Votes Cast	96,874	100.00%	<div><div></div></div>	39,317	55,509	1,991	33	24
Overvotes	0			0	0	0	0	0
Undervotes	4,751			2,314	2,333	102	2	0
Contest Totals	101,625			41,631	57,842	2,093	35	24

**REP Proposition 12**

Vote For 1

	TOTAL	VOTE %		Election Day	Early Voting	Ballot by mail	Provisional	Limited
YES	92,502	94.55%	<div><div></div></div>	37,477	53,050	1,917	34	24
NO	5,331	5.45%	<div><div></div></div>	2,252	2,968	111	0	0
Total Votes Cast	97,833	100.00%	<div><div></div></div>	39,729	56,018	2,028	34	24
Overvotes	2			0	0	2	0	0
Undervotes	3,790			1,902	1,824	63	1	0
Contest Totals	101,625			41,631	57,842	2,093	35	24

**REP Proposition 13**

Vote For 1

	TOTAL	VOTE %		Election Day	Early Voting	Ballot by mail	Provisional	Limited
YES	90,905	93.50%	<div><div></div></div>	36,806	52,145	1,899	32	23
NO	6,322	6.50%	<div><div></div></div>	2,649	3,554	116	2	1
Total Votes Cast	97,227	100.00%	<div><div></div></div>	39,455	55,699	2,015	34	24
Overvotes	1			0	0	1	0	0
Undervotes	4,397			2,176	2,143	77	1	0
Contest Totals	101,625			41,631	57,842	2,093	35	24

**DEM President**

Vote For 1

	TOTAL	VOTE %		Election Day	Early Voting	Ballot by mail	Provisional	Limited
Dean Phillips	1,067	3.07%	<div><div></div></div>	466	542	58	1	0
Joseph R. Biden, Jr.	29,938	86.18%	<div><div></div></div>	11,369	16,520	2,023	13	13
Marianne Williamson	1,296	3.73%	<div><div></div></div>	741	520	33	0	2
Gabriel A. Cornejo	296	0.85%	<div><div></div></div>	151	136	7	0	2
Armando "Mando" Perez-Serrato	225	0.65%	<div><div></div></div>	123	97	5	0	0
Star Locke	159	0.46%	<div><div></div></div>	80	76	3	0	0
Cenk Uygur	1,601	4.61%	<div><div></div></div>	970	619	7	2	3
Frankie Lozada	156	0.45%	<div><div></div></div>	77	75	3	0	1
Total Votes Cast	34,738	100.00%	<div><div></div></div>	13,977	18,585	2,139	16	21
Overvotes	1			0	0	1	0	0
Undervotes	1,321			664	604	52	1	0
Contest Totals	36,060			14,641	19,189	2,192	17	21

Summary Results Report  
Primary Elections  
March 5th, 2024

Combined Accumulated Totals  
FINAL RESULTS  
Collin County

**DEM United States Senator**

Vote For 1

	TOTAL	VOTE %	Election Day	Early Voting	Ballot by mail	Provisional	Limited
Mark Gonzalez	1,500	4.28%	787	657	54	1	1
Thierry Tchenko	348	0.99%	177	152	18	0	1
Carl Oscar Sherman	552	1.58%	265	261	24	0	2
Steven J. Keough	495	1.41%	240	223	32	0	0
Meri Gomez	1,017	2.90%	560	432	22	0	3
Heli Rodriguez Prilliman	388	1.11%	181	190	17	0	0
Colin Allred	26,751	76.37%	9,844	15,028	1,853	13	13
A. "Robert" Hassan	426	1.22%	231	182	13	0	0
Roland Gutierrez	3,551	10.14%	1,842	1,626	80	2	1
Total Votes Cast	35,028	100.00%	14,127	18,751	2,113	16	21
Overvotes	2		0	0	2	0	0
Undervotes	1,030		514	438	77	1	0
Contest Totals	36,060		14,641	19,189	2,192	17	21

**DEM United States Representative, District 3**

Vote For 1

	TOTAL	VOTE %	Election Day	Early Voting	Ballot by mail	Provisional	Limited
Sandeep Srivastava	16,299	100.00%	6,329	9,020	947	3	0
Total Votes Cast	16,299	100.00%	6,329	9,020	947	3	0
Overvotes	0		0	0	0	0	0
Undervotes	6,230		2,523	3,359	346	2	0
Contest Totals	22,529		8,852	12,379	1,293	5	0

**DEM United States Representative, District 4**

Vote For 1

	TOTAL	VOTE %	Election Day	Early Voting	Ballot by mail	Provisional	Limited
Simon Cardell	7,098	100.00%	2,772	3,751	570	5	0
Total Votes Cast	7,098	100.00%	2,772	3,751	570	5	0
Overvotes	0		0	0	0	0	0
Undervotes	3,008		1,234	1,574	193	5	2
Contest Totals	10,106		4,006	5,325	763	10	2

Collin County Seal  
Watermark Seal of Collin County  
Collin County Government

Summary Results Report  
Primary Elections  
March 5th, 2024

Combined Accumulated Totals  
FINAL RESULTS  
Collin County

**DEM United States Representative, District 32**

Vote For 1

	TOTAL	VOTE %	Election Day	Early Voting	Ballot by mail	Provisional	Limited
Callie Butcher	154	4.78%	104	48	2	0	0
Jan McDowell	101	3.13%	61	34	6	0	0
Raja Chaudhry	224	6.95%	147	71	6	0	0
Christopher Panayiotou	25	0.78%	13	12	0	0	0
Julie Johnson	1,277	39.60%	558	651	68	0	0
Brian Williams	661	20.50%	288	340	31	2	0
Kevin Felder	32	0.99%	18	10	4	0	0
Zachariah Manning	56	1.74%	29	26	1	0	0
Justin A. Moore	607	18.82%	423	180	4	0	0
Alex Cornwallis	88	2.73%	50	38	0	0	0
Total Votes Cast	3,225	100.00%	1,691	1,410	122	2	0
Overvotes	1		0	0	1	0	0
Undervotes	180		92	75	13	0	0
Contest Totals	3,406		1,783	1,485	136	2	0

**DEM Railroad Commissioner**

Vote For 1

	TOTAL	VOTE %	Election Day	Early Voting	Ballot by mail	Provisional	Limited
Katherine Culbert	20,434	64.29%	8,406	10,765	1,237	10	16
Bill Burch	11,350	35.71%	4,289	6,403	651	5	2
Total Votes Cast	31,784	100.00%	12,695	17,168	1,888	15	18
Overvotes	2		0	0	2	0	0
Undervotes	4,274		1,946	2,021	302	2	3
Contest Totals	36,060		14,641	19,189	2,192	17	21

**DEM Justice, Supreme Court, Place 2**

Vote For 1

	TOTAL	VOTE %	Election Day	Early Voting	Ballot by mail	Provisional	Limited
DaSean Jones	20,040	65.58%	8,597	10,458	960	9	16
Randy Sarosdy	10,520	34.42%	3,627	6,036	847	7	3
Total Votes Cast	30,560	100.00%	12,224	16,494	1,807	16	19
Overvotes	0		0	0	0	0	0
Undervotes	5,500		2,417	2,695	385	1	2
Contest Totals	36,060		14,641	19,189	2,192	17	21

**DEM Justice, Supreme Court, Place 4**

Vote For 1

	TOTAL	VOTE %	Election Day	Early Voting	Ballot by mail	Provisional	Limited
Christine Vinh Weems	28,360	100.00%	11,353	15,315	1,663	12	17
Total Votes Cast	28,360	100.00%	11,353	15,315	1,663	12	17
Overvotes	0		0	0	0	0	0
Undervotes	7,700		3,288	3,874	529	5	4
Contest Totals	36,060		14,641	19,189	2,192	17	21

Summary Results Report  
Primary Elections  
March 5th, 2024

Combined Accumulated Totals  
FINAL RESULTS  
Collin County

**DEM Justice, Supreme Court, Place 6**

Vote For 1

	TOTAL	VOTE %		Election Day	Early Voting	Ballot by mail	Provisional	Limited
Joe Pool	8,134	26.80%	<div><div></div></div>	3,377	4,302	447	5	3
Bonnie Lee Goldstein	22,220	73.20%	<div><div></div></div>	8,543	12,236	1,417	10	14
Total Votes Cast	30,354	100.00%	<div><div></div></div>	11,920	16,538	1,864	15	17
Overvotes	0			0	0	0	0	0
Undervotes	5,706			2,721	2,651	328	2	4
Contest Totals	36,060			14,641	19,189	2,192	17	21

**DEM Presiding Judge, Court of Criminal Appeals**

Vote For 1

	TOTAL	VOTE %		Election Day	Early Voting	Ballot by mail	Provisional	Limited
Holly Taylor	28,673	100.00%	<div><div></div></div>	11,468	15,485	1,691	13	16
Total Votes Cast	28,673	100.00%	<div><div></div></div>	11,468	15,485	1,691	13	16
Overvotes	0			0	0	0	0	0
Undervotes	7,387			3,173	3,704	501	4	5
Contest Totals	36,060			14,641	19,189	2,192	17	21

**DEM Judge, Court of Criminal Appeals, Place 7**

Vote For 1

	TOTAL	VOTE %		Election Day	Early Voting	Ballot by mail	Provisional	Limited
Nancy Mulder	27,676	100.00%	<div><div></div></div>	10,969	14,998	1,679	14	16
Total Votes Cast	27,676	100.00%	<div><div></div></div>	10,969	14,998	1,679	14	16
Overvotes	0			0	0	0	0	0
Undervotes	8,384			3,672	4,191	513	3	5
Contest Totals	36,060			14,641	19,189	2,192	17	21

**DEM Judge, Court of Criminal Appeals, Place 8**

Vote For 1

	TOTAL	VOTE %		Election Day	Early Voting	Ballot by mail	Provisional	Limited
Chika Anyiam	27,130	100.00%	<div><div></div></div>	10,789	14,688	1,625	12	16
Total Votes Cast	27,130	100.00%	<div><div></div></div>	10,789	14,688	1,625	12	16
Overvotes	0			0	0	0	0	0
Undervotes	8,930			3,852	4,501	567	5	5
Contest Totals	36,060			14,641	19,189	2,192	17	21

**DEM Member, State Board of Education, District 12**

Vote For 1

	TOTAL	VOTE %		Election Day	Early Voting	Ballot by mail	Provisional	Limited
George King	27,141	100.00%	<div><div></div></div>	10,740	14,732	1,656	13	0
Total Votes Cast	27,141	100.00%	<div><div></div></div>	10,740	14,732	1,656	13	0
Overvotes	0			0	0	0	0	0
Undervotes	8,899			3,901	4,457	536	4	1
Contest Totals	36,040			14,641	19,189	2,192	17	1

Summary Results Report  
Primary Elections  
March 5th, 2024

Combined Accumulated Totals  
FINAL RESULTS  
Collin County

**DEM State Senator, District 8**

Vote For 1

	TOTAL	VOTE %		Election Day	Early Voting	Ballot by mail	Provisional	Limited
Rachel Mello	21,700	100.00%	<div><div></div></div>	8,422	12,013	1,256	9	0
Total Votes Cast	21,700	100.00%	<div><div></div></div>	8,422	12,013	1,256	9	0
Overvotes	0			0	0	0	0	0
Undervotes	6,785			2,914	3,461	407	3	0
Contest Totals	28,485			11,336	15,474	1,663	12	0

**DEM State Senator, District 30**

Vote For 1

	TOTAL	VOTE %		Election Day	Early Voting	Ballot by mail	Provisional	Limited
Matthew McGhee	714	27.27%	<div><div></div></div>	320	351	43	0	0
Michael Braxton	1,108	42.32%	<div><div></div></div>	493	553	62	0	0
Dale Frey	796	30.40%	<div><div></div></div>	286	460	50	0	0
Total Votes Cast	2,618	100.00%	<div><div></div></div>	1,099	1,364	155	0	0
Overvotes	1			0	0	1	0	0
Undervotes	657			338	284	34	1	0
Contest Totals	3,276			1,437	1,648	190	1	0

**DEM State Representative, District 61**

Vote For 1

	TOTAL	VOTE %		Election Day	Early Voting	Ballot by mail	Provisional	Limited
Tony Adams	4,890	100.00%	<div><div></div></div>	1,835	2,801	254	0	0
Total Votes Cast	4,890	100.00%	<div><div></div></div>	1,835	2,801	254	0	0
Overvotes	0			0	0	0	0	0
Undervotes	1,505			682	737	85	1	0
Contest Totals	6,395			2,517	3,538	339	1	0

**DEM State Representative, District 66**

Vote For 1

	TOTAL	VOTE %		Election Day	Early Voting	Ballot by mail	Provisional	Limited
David W. Carstens	4,454	100.00%	<div><div></div></div>	1,679	2,496	278	1	0
Total Votes Cast	4,454	100.00%	<div><div></div></div>	1,679	2,496	278	1	0
Overvotes	0			0	0	0	0	0
Undervotes	1,610			637	873	99	1	0
Contest Totals	6,064			2,316	3,369	377	2	0

**DEM State Representative, District 67**

Vote For 1

	TOTAL	VOTE %		Election Day	Early Voting	Ballot by mail	Provisional	Limited
Jefferson Nunn	1,900	34.12%	<div><div></div></div>	708	1,034	155	3	0
Makala L. Washington	3,668	65.88%	<div><div></div></div>	1,565	1,938	164	1	0
Total Votes Cast	5,568	100.00%	<div><div></div></div>	2,273	2,972	319	4	0
Overvotes	0			0	0	0	0	0
Undervotes	896			420	409	67	0	0
Contest Totals	6,464			2,693	3,381	386	4	0

Summary Results Report  
Primary Elections  
March 5th, 2024

Combined Accumulated Totals  
FINAL RESULTS  
Collin County

**DEM State Representative, District 70**

Vote For 1

	TOTAL	VOTE %		Election Day	Early Voting	Ballot by mail	Provisional	Limited
Mihaela Elizabeth Plesa	5,790	100.00%	<div><div></div></div>	2,159	3,157	468	6	0
Total Votes Cast	5,790	100.00%	<div><div></div></div>	2,159	3,157	468	6	0
Overvotes	0			0	0	0	0	0
Undervotes	1,465			556	765	142	2	0
Contest Totals	7,255			2,715	3,922	610	8	0

**DEM State Representative, District 89**

Vote For 1

	TOTAL	VOTE %		Election Day	Early Voting	Ballot by mail	Provisional	Limited
Darrel Evans	4,495	100.00%	<div><div></div></div>	1,815	2,438	242	0	0
Total Votes Cast	4,495	100.00%	<div><div></div></div>	1,815	2,438	242	0	0
Overvotes	0			0	0	0	0	0
Undervotes	1,594			719	789	85	1	0
Contest Totals	6,089			2,534	3,227	327	1	0

**DEM Chief Justice, 5th Court of Appeals District**

Vote For 1

	TOTAL	VOTE %		Election Day	Early Voting	Ballot by mail	Provisional	Limited
Staci Williams	15,358	49.26%	<div><div></div></div>	6,669	7,800	880	5	4
Dennise Garcia	15,821	50.74%	<div><div></div></div>	5,684	9,116	1,007	9	5
Total Votes Cast	31,179	100.00%	<div><div></div></div>	12,353	16,916	1,887	14	9
Overvotes	1			0	0	1	0	0
Undervotes	4,870			2,288	2,273	304	3	2
Contest Totals	36,050			14,641	19,189	2,192	17	11

**DEM Justice, 5th Court of Appeals District, Place 2**

Vote For 1

	TOTAL	VOTE %		Election Day	Early Voting	Ballot by mail	Provisional	Limited
Robbie Partida-Kipness	27,150	100.00%	<div><div></div></div>	10,660	14,779	1,689	14	8
Total Votes Cast	27,150	100.00%	<div><div></div></div>	10,660	14,779	1,689	14	8
Overvotes	0			0	0	0	0	0
Undervotes	8,900			3,981	4,410	503	3	3
Contest Totals	36,050			14,641	19,189	2,192	17	11

**DEM Justice, 5th Court of Appeals District, Place 5**

Vote For 1

	TOTAL	VOTE %		Election Day	Early Voting	Ballot by mail	Provisional	Limited
Erin A. Nowell	27,317	100.00%	<div><div></div></div>	10,690	14,885	1,720	13	9
Total Votes Cast	27,317	100.00%	<div><div></div></div>	10,690	14,885	1,720	13	9
Overvotes	0			0	0	0	0	0
Undervotes	8,733			3,951	4,304	472	4	2
Contest Totals	36,050			14,641	19,189	2,192	17	11

Summary Results Report  
Primary Elections  
March 5th, 2024

Combined Accumulated Totals  
FINAL RESULTS  
Collin County

**DEM Justice, 5th Court of Appeals District, Place 9**

Vote For 1

	TOTAL	VOTE %		Election Day	Early Voting	Ballot by mail	Provisional	Limited
Tina Clinton	27,787	100.00%	<div><div></div></div>	10,894	15,134	1,737	14	8
Total Votes Cast	27,787	100.00%	<div><div></div></div>	10,894	15,134	1,737	14	8
Overvotes	0			0	0	0	0	0
Undervotes	8,263			3,747	4,055	455	3	3
Contest Totals	36,050			14,641	19,189	2,192	17	11

**DEM Justice, 5th Court of Appeals District, Place 10**

Vote For 1

	TOTAL	VOTE %		Election Day	Early Voting	Ballot by mail	Provisional	Limited
Amanda Reichel	27,503	100.00%	<div><div></div></div>	10,786	14,977	1,719	13	8
Total Votes Cast	27,503	100.00%	<div><div></div></div>	10,786	14,977	1,719	13	8
Overvotes	0			0	0	0	0	0
Undervotes	8,547			3,855	4,212	473	4	3
Contest Totals	36,050			14,641	19,189	2,192	17	11

**DEM Justice, 5th Court of Appeals District, Place 11**

Vote For 1

	TOTAL	VOTE %		Election Day	Early Voting	Ballot by mail	Provisional	Limited
Cory Carlyle	14,199	46.97%	<div><div></div></div>	4,833	8,310	1,047	9	0
Kim Cooks	16,030	53.03%	<div><div></div></div>	7,103	8,114	800	4	9
Total Votes Cast	30,229	100.00%	<div><div></div></div>	11,936	16,424	1,847	13	9
Overvotes	2			0	0	2	0	0
Undervotes	5,819			2,705	2,765	343	4	2
Contest Totals	36,050			14,641	19,189	2,192	17	11

**DEM Justice, 5th Court of Appeals District, Place 12**

Vote For 1

	TOTAL	VOTE %		Election Day	Early Voting	Ballot by mail	Provisional	Limited
Ken Molberg	26,975	100.00%	<div><div></div></div>	10,537	14,713	1,705	12	8
Total Votes Cast	26,975	100.00%	<div><div></div></div>	10,537	14,713	1,705	12	8
Overvotes	0			0	0	0	0	0
Undervotes	9,075			4,104	4,476	487	5	3
Contest Totals	36,050			14,641	19,189	2,192	17	11

**DEM Justice, 5th Court of Appeals District, Place 13**

Vote For 1

	TOTAL	VOTE %		Election Day	Early Voting	Ballot by mail	Provisional	Limited
Tonya Parker	28,279	100.00%	<div><div></div></div>	11,176	15,343	1,737	14	9
Total Votes Cast	28,279	100.00%	<div><div></div></div>	11,176	15,343	1,737	14	9
Overvotes	0			0	0	0	0	0
Undervotes	7,771			3,465	3,846	455	3	2
Contest Totals	36,050			14,641	19,189	2,192	17	11

Summary Results Report  
Primary Elections  
March 5th, 2024

Combined Accumulated Totals  
FINAL RESULTS  
Collin County

**DEM County Tax Assessor-Collector**

Vote For 1

	TOTAL	VOTE %		Election Day	Early Voting	Ballot by mail	Provisional	Limited
Stephanie Cooksey	27,710	100.00%	<div><div></div></div>	10,971	15,041	1,684	14	0
Total Votes Cast	27,710	100.00%	<div><div></div></div>	10,971	15,041	1,684	14	0
Overvotes	0			0	0	0	0	0
Undervotes	8,329			3,670	4,148	508	3	0
Contest Totals	36,039			14,641	19,189	2,192	17	0

**DEM County Commissioner, Precinct No. 3**

Vote For 1

	TOTAL	VOTE %		Election Day	Early Voting	Ballot by mail	Provisional	Limited
Yvette Johnson	6,154	100.00%	<div><div></div></div>	2,561	3,276	317	0	0
Total Votes Cast	6,154	100.00%	<div><div></div></div>	2,561	3,276	317	0	0
Overvotes	0			0	0	0	0	0
Undervotes	1,607			739	766	101	1	0
Contest Totals	7,761			3,300	4,042	418	1	0

**DEM Constable, Precinct No. 3**

Vote For 1

	TOTAL	VOTE %		Election Day	Early Voting	Ballot by mail	Provisional	Limited
Cesar Avila	11,073	100.00%	<div><div></div></div>	4,296	6,018	752	7	0
Total Votes Cast	11,073	100.00%	<div><div></div></div>	4,296	6,018	752	7	0
Overvotes	0			0	0	0	0	0
Undervotes	3,777			1,583	1,926	266	2	0
Contest Totals	14,850			5,879	7,944	1,018	9	0

**DEM County Chair**

Vote For 1

	TOTAL	VOTE %		Election Day	Early Voting	Ballot by mail	Provisional	Limited
Sheena King	28,047	100.00%	<div><div></div></div>	11,181	15,165	1,687	14	0
Total Votes Cast	28,047	100.00%	<div><div></div></div>	11,181	15,165	1,687	14	0
Overvotes	0			0	0	0	0	0
Undervotes	7,992			3,460	4,024	505	3	0
Contest Totals	36,039			14,641	19,189	2,192	17	0

**DEM Precinct Chair, Precinct No. 52**

Vote For 1

	TOTAL	VOTE %		Election Day	Early Voting	Ballot by mail	Provisional	Limited
Emaduddin Syed	289	69.14%	<div><div></div></div>	209	80	0	0	0
Jaime G. Lozano	129	30.86%	<div><div></div></div>	69	53	7	0	0
Total Votes Cast	418	100.00%	<div><div></div></div>	278	133	7	0	0
Overvotes	0			0	0	0	0	0
Undervotes	122			76	43	3	0	0
Contest Totals	540			354	176	10	0	0

Summary Results Report  
Primary Elections  
March 5th, 2024

Combined Accumulated Totals  
FINAL RESULTS  
Collin County

**DEM Precinct Chair, Precinct No. 62**

Vote For 1

	TOTAL	VOTE %		Election Day	Early Voting	Ballot by mail	Provisional	Limited
John M. Stafford	149	69.63%	<div><div></div></div>	61	83	5	0	0
Simon Salinas	65	30.37%	<div><div></div></div>	19	42	4	0	0
Total Votes Cast	214	100.00%	<div><div></div></div>	80	125	9	0	0
Overvotes	0			0	0	0	0	0
Undervotes	35			21	12	2	0	0
Contest Totals	249			101	137	11	0	0

**DEM Precinct Chair, Precinct No. 69**

Vote For 1

	TOTAL	VOTE %		Election Day	Early Voting	Ballot by mail	Provisional	Limited
Amar Varanasi	119	46.12%	<div><div></div></div>	37	82	0	0	0
Subir Purkayastha	139	53.88%	<div><div></div></div>	43	89	7	0	0
Total Votes Cast	258	100.00%	<div><div></div></div>	80	171	7	0	0
Overvotes	0			0	0	0	0	0
Undervotes	64			24	36	4	0	0
Contest Totals	322			104	207	11	0	0

**DEM Precinct Chair, Precinct No. 246**

Vote For 1

	TOTAL	VOTE %		Election Day	Early Voting	Ballot by mail	Provisional	Limited
Lindsey Hall	81	55.10%	<div><div></div></div>	18	61	2	0	0
Lorena Rodriguez	66	44.90%	<div><div></div></div>	20	41	5	0	0
Total Votes Cast	147	100.00%	<div><div></div></div>	38	102	7	0	0
Overvotes	0			0	0	0	0	0
Undervotes	41			11	24	6	0	0
Contest Totals	188			49	126	13	0	0

Collin County Seal  
Watermark Seal for Collin County.  
Collin County Government