

Summary Results Report
City/School General and Special Elections
May 1st, 2021

Final Results
Combined Accumulated Totals
Collin County

Statistics

	TOTAL	Election Day	Early Voting	Ballot By Mail	Provisional Ballots	Limited Ballots
Registered Voters - Total	641,789					
Ballots Cast - Total	94,503	30,610	61,136	2,706	50	1
Voter Turnout - Total	14.72%					

Summary Results Report
 City/School General and Special Elections
 May 1st, 2021

Final Results
 Combined Accumulated Totals
 Collin County

Councilmember, Place No. 1 Allen

Vote For 1

	TOTAL	VOTE %	Election Day	Early Voting	Ballot By Mail	Provisional Ballots	Limited Ballots
Christopher Gaspard	236	2.55%	75	147	13	1	0
Malcom J. Wilkinson	253	2.74%	77	158	18	0	0
Daren Meis	4,677	50.62%	1,558	3,072	45	2	0
Nathan Polsky	297	3.21%	123	157	17	0	0
Andre Hines	248	2.68%	92	138	16	2	0
Dwight Burns	3,529	38.19%	1,094	2,261	170	4	0
Total Votes Cast	9,240	100.00%	3,019	5,933	279	9	0
Overvotes	1		0	0	1	0	0
Undervotes	901		344	522	34	1	0
Contest Totals	10,142		3,363	6,455	314	10	0

Councilmember, Place No. 3 Allen

Vote For 1

	TOTAL	VOTE %	Election Day	Early Voting	Ballot By Mail	Provisional Ballots	Limited Ballots
Joseph Jackson	177	1.85%	64	99	13	1	0
Joey Herald	1,410	14.73%	446	929	33	2	0
Lauren Doherty	3,996	41.75%	1,288	2,491	213	4	0
Dave Cornette	3,921	40.96%	1,318	2,563	37	3	0
Kenneth Wineburg, Jr.	68	0.71%	21	43	4	0	0
Total Votes Cast	9,572	100.00%	3,137	6,125	300	10	0
Overvotes	0		0	0	0	0	0
Undervotes	570		226	330	14	0	0
Contest Totals	10,142		3,363	6,455	314	10	0

Councilmember, Place No. 5 Allen

Vote For 1

	TOTAL	VOTE %	Election Day	Early Voting	Ballot By Mail	Provisional Ballots	Limited Ballots
Diane Martin	858	9.39%	268	512	75	3	0
Dave Shafer	4,367	47.78%	1,475	2,848	42	2	0
Philip Brewer	3,714	40.63%	1,164	2,393	153	4	0
Edson Mureeba	201	2.20%	72	116	13	0	0
Total Votes Cast	9,140	100.00%	2,979	5,869	283	9	0
Overvotes	0		0	0	0	0	0
Undervotes	1,002		384	586	31	1	0
Contest Totals	10,142		3,363	6,455	314	10	0

City Council, Mayor Anna

Vote For 1

	TOTAL	VOTE %	Election Day	Early Voting	Ballot By Mail	Provisional Ballots	Limited Ballots
Glen Johnson	124	9.49%	43	80	1	0	0
Nate Pike	1,182	90.51%	433	745	4	0	0
Total Votes Cast	1,306	100.00%	476	825	5	0	0
Overvotes	0		0	0	0	0	0
Undervotes	43		17	26	0	0	0
Contest Totals	1,349		493	851	5	0	0

Summary Results Report
 City/School General and Special Elections
 May 1st, 2021

Final Results
 Combined Accumulated Totals
 Collin County

City Council, Place 1 Anna

Vote For 1

	TOTAL	VOTE %		Election Day	Early Voting	Ballot By Mail	Provisional Ballots	Limited Ballots
Jimmy Onkangi	285	22.84%		106	177	2	0	0
Anthony Richardson	179	14.34%		73	106	0	0	0
Kevin Toten	719	57.61%		254	462	3	0	0
Bryan F. Heath	65	5.21%		20	45	0	0	0
Total Votes Cast	1,248	100.00%		453	790	5	0	0
Overvotes	0			0	0	0	0	0
Undervotes	101			40	61	0	0	0
Contest Totals	1,349			493	851	5	0	0

Proposition A City of Anna

Vote For 1

	TOTAL	VOTE %		Election Day	Early Voting	Ballot By Mail	Provisional Ballots	Limited Ballots
For	1,154	87.29%		412	737	5	0	0
Against	168	12.71%		65	103	0	0	0
Total Votes Cast	1,322	100.00%		477	840	5	0	0
Overvotes	0			0	0	0	0	0
Undervotes	27			16	11	0	0	0
Contest Totals	1,349			493	851	5	0	0

Proposition B City of Anna

Vote For 1

	TOTAL	VOTE %		Election Day	Early Voting	Ballot By Mail	Provisional Ballots	Limited Ballots
For	844	64.48%		298	544	2	0	0
Against	465	35.52%		177	285	3	0	0
Total Votes Cast	1,309	100.00%		475	829	5	0	0
Overvotes	0			0	0	0	0	0
Undervotes	40			18	22	0	0	0
Contest Totals	1,349			493	851	5	0	0

Proposition C City of Anna

Vote For 1

	TOTAL	VOTE %		Election Day	Early Voting	Ballot By Mail	Provisional Ballots	Limited Ballots
For	935	71.27%		324	608	3	0	0
Against	377	28.73%		156	220	1	0	0
Total Votes Cast	1,312	100.00%		480	828	4	0	0
Overvotes	0			0	0	0	0	0
Undervotes	37			13	23	1	0	0
Contest Totals	1,349			493	851	5	0	0

Summary Results Report
 City/School General and Special Elections
 May 1st, 2021

Final Results
 Combined Accumulated Totals
 Collin County

City Council, Place 1 Carrollton

Vote For 1

	TOTAL	VOTE %		Election Day	Early Voting	Ballot By Mail	Provisional Ballots	Limited Ballots
Sem Habtemariam	1	11.11%		0	0	0	0	1
Sammy Isaiah	1	11.11%		0	1	0	0	0
Steve Babick	7	77.78%		5	2	0	0	0
Total Votes Cast	9	100.00%		5	3	0	0	1
Overvotes	0			0	0	0	0	0
Undervotes	2			1	1	0	0	0
Contest Totals	11			6	4	0	0	1

City Council, Place 3 Carrollton

Vote For 1

	TOTAL	VOTE %		Election Day	Early Voting	Ballot By Mail	Provisional Ballots	Limited Ballots
Pat Cochran	8	100.00%		4	3	0	0	1
Total Votes Cast	8	100.00%		4	3	0	0	1
Overvotes	0			0	0	0	0	0
Undervotes	3			2	1	0	0	0
Contest Totals	11			6	4	0	0	1

City Council, Place 5 Carrollton

Vote For 1

	TOTAL	VOTE %		Election Day	Early Voting	Ballot By Mail	Provisional Ballots	Limited Ballots
Nancy Cline	2	22.22%		1	1	0	0	0
Annette W. Reese	2	22.22%		2	0	0	0	0
Shani Dellimore Barrax	5	55.56%		2	2	0	0	1
Total Votes Cast	9	100.00%		5	3	0	0	1
Overvotes	0			0	0	0	0	0
Undervotes	2			1	1	0	0	0
Contest Totals	11			6	4	0	0	1

City Council, Place 7 Carrollton

Vote For 1




	TOTAL	VOTE %		Election Day	Early Voting	Ballot By Mail	Provisional Ballots	Limited Ballots
H.A. "Rusty" Pendleton	3	33.33%		1	2	0	0	0
Jim Doyle	1	11.11%		1	0	0	0	0
D. Michelle Ocker	5	55.56%		3	1	0	0	1
Total Votes Cast	9	100.00%		5	3	0	0	1
Overvotes	0			0	0	0	0	0
Undervotes	2			1	1	0	0	0
Contest Totals	11			6	4	0	0	1

Summary Results Report
 City/School General and Special Elections
 May 1st, 2021

Final Results
 Combined Accumulated Totals
 Collin County




Proposition A City of Carrollton

Vote For 1

	TOTAL	VOTE %		Election Day	Early Voting	Ballot By Mail	Provisional Ballots	Limited Ballots
For	7	70.00%		3	3	0	0	1
Against	3	30.00%		2	1	0	0	0
Total Votes Cast	10	100.00%		5	4	0	0	1
Overvotes	0			0	0	0	0	0
Undervotes	1			1	0	0	0	0
Contest Totals	11			6	4	0	0	1




Proposition B City of Carrollton

Vote For 1

	TOTAL	VOTE %		Election Day	Early Voting	Ballot By Mail	Provisional Ballots	Limited Ballots
For	6	60.00%		3	2	0	0	1
Against	4	40.00%		2	2	0	0	0
Total Votes Cast	10	100.00%		5	4	0	0	1
Overvotes	0			0	0	0	0	0
Undervotes	1			1	0	0	0	0
Contest Totals	11			6	4	0	0	1




Proposition C City of Carrollton

Vote For 1

	TOTAL	VOTE %		Election Day	Early Voting	Ballot By Mail	Provisional Ballots	Limited Ballots
For	6	60.00%		3	3	0	0	0
Against	4	40.00%		2	1	0	0	1
Total Votes Cast	10	100.00%		5	4	0	0	1
Overvotes	0			0	0	0	0	0
Undervotes	1			1	0	0	0	0
Contest Totals	11			6	4	0	0	1

Proposition D City of Carrollton

Vote For 1

	TOTAL	VOTE %		Election Day	Early Voting	Ballot By Mail	Provisional Ballots	Limited Ballots
For	6	60.00%		2	3	0	0	1
Against	4	40.00%		3	1	0	0	0
Total Votes Cast	10	100.00%		5	4	0	0	1
Overvotes	0			0	0	0	0	0
Undervotes	1			1	0	0	0	0
Contest Totals	11			6	4	0	0	1

Summary Results Report
 City/School General and Special Elections
 May 1st, 2021

Final Results
 Combined Accumulated Totals
 Collin County

Proposition E City of Carrollton

Vote For 1

	TOTAL	VOTE %		Election Day	Early Voting	Ballot By Mail	Provisional Ballots	Limited Ballots
For	8	80.00%		4	3	0	0	1
Against	2	20.00%		1	1	0	0	0
Total Votes Cast	10	100.00%		5	4	0	0	1
Overvotes	0			0	0	0	0	0
Undervotes	1			1	0	0	0	0
Contest Totals	11			6	4	0	0	1

Proposition F City of Carrollton

Vote For 1

	TOTAL	VOTE %		Election Day	Early Voting	Ballot By Mail	Provisional Ballots	Limited Ballots
For	9	90.00%		5	3	0	0	1
Against	1	10.00%		0	1	0	0	0
Total Votes Cast	10	100.00%		5	4	0	0	1
Overvotes	0			0	0	0	0	0
Undervotes	1			1	0	0	0	0
Contest Totals	11			6	4	0	0	1

Proposition G City of Carrollton

Vote For 1

	TOTAL	VOTE %		Election Day	Early Voting	Ballot By Mail	Provisional Ballots	Limited Ballots
For	8	80.00%		4	3	0	0	1
Against	2	20.00%		1	1	0	0	0
Total Votes Cast	10	100.00%		5	4	0	0	1
Overvotes	0			0	0	0	0	0
Undervotes	1			1	0	0	0	0
Contest Totals	11			6	4	0	0	1

Proposition H City of Carrollton

Vote For 1

	TOTAL	VOTE %		Election Day	Early Voting	Ballot By Mail	Provisional Ballots	Limited Ballots
For	8	80.00%		5	2	0	0	1
Against	2	20.00%		0	2	0	0	0
Total Votes Cast	10	100.00%		5	4	0	0	1
Overvotes	0			0	0	0	0	0
Undervotes	1			1	0	0	0	0
Contest Totals	11			6	4	0	0	1

Summary Results Report
 City/School General and Special Elections
 May 1st, 2021

Final Results
 Combined Accumulated Totals
 Collin County

Proposition I City of Carrollton

Vote For 1

	TOTAL	VOTE %		Election Day	Early Voting	Ballot By Mail	Provisional Ballots	Limited Ballots
For	7	70.00%		3	3	0	0	1
Against	3	30.00%		2	1	0	0	0
Total Votes Cast	10	100.00%		5	4	0	0	1
Overvotes	0			0	0	0	0	0
Undervotes	1			1	0	0	0	0
Contest Totals	11			6	4	0	0	1

Proposition J City of Carrollton

Vote For 1

	TOTAL	VOTE %		Election Day	Early Voting	Ballot By Mail	Provisional Ballots	Limited Ballots
For	9	90.00%		5	3	0	0	1
Against	1	10.00%		0	1	0	0	0
Total Votes Cast	10	100.00%		5	4	0	0	1
Overvotes	0			0	0	0	0	0
Undervotes	1			1	0	0	0	0
Contest Totals	11			6	4	0	0	1

Proposition K City of Carrollton

Vote For 1

	TOTAL	VOTE %		Election Day	Early Voting	Ballot By Mail	Provisional Ballots	Limited Ballots
For	10	100.00%		5	4	0	0	1
Against	0	0.00%		0	0	0	0	0
Total Votes Cast	10	100.00%		5	4	0	0	1
Overvotes	0			0	0	0	0	0
Undervotes	1			1	0	0	0	0
Contest Totals	11			6	4	0	0	1

Proposition L City of Carrollton

Vote For 1

	TOTAL	VOTE %		Election Day	Early Voting	Ballot By Mail	Provisional Ballots	Limited Ballots
For	7	70.00%		4	2	0	0	1
Against	3	30.00%		1	2	0	0	0
Total Votes Cast	10	100.00%		5	4	0	0	1
Overvotes	0			0	0	0	0	0
Undervotes	1			1	0	0	0	0
Contest Totals	11			6	4	0	0	1

Councilman, Place 2 Celina

Vote For 1

	TOTAL	VOTE %		Election Day	Early Voting	Ballot By Mail	Provisional Ballots	Limited Ballots
Jay Pierce	704	100.00%		236	463	5	0	0
Total Votes Cast	704	100.00%		236	463	5	0	0
Overvotes	0			0	0	0	0	0
Undervotes	331			115	216	0	0	0
Contest Totals	1,035			351	679	5	0	0

Summary Results Report
 City/School General and Special Elections
 May 1st, 2021

Final Results
 Combined Accumulated Totals
 Collin County

Councilman, Place 3 Celina

Vote For 1

	TOTAL	VOTE %	Election Day	Early Voting	Ballot By Mail	Provisional Ballots	Limited Ballots
Andy "Hop" Hopkins	609	62.85%	185	422	2	0	0
Lanford Rodgers	360	37.15%	145	212	3	0	0
Total Votes Cast	969	100.00%	330	634	5	0	0
Overvotes	0		0	0	0	0	0
Undervotes	66		21	45	0	0	0
Contest Totals	1,035		351	679	5	0	0

Member of Council, Place 12 Dallas

Vote For 1

	TOTAL	VOTE %	Election Day	Early Voting	Ballot By Mail	Provisional Ballots	Limited Ballots
Elva Curl	578	20.92%	229	282	67	0	0
Cara Mendelsohn	2,185	79.08%	676	1,105	404	0	0
Total Votes Cast	2,763	100.00%	905	1,387	471	0	0
Overvotes	0		0	0	0	0	0
Undervotes	101		43	39	19	0	0
Contest Totals	2,864		948	1,426	490	0	0

Proposition A City of Dallas

Vote For 1

	TOTAL	VOTE %	Election Day	Early Voting	Ballot By Mail	Provisional Ballots	Limited Ballots
For	641	23.55%	239	322	80	0	0
Against	2,081	76.45%	666	1,038	377	0	0
Total Votes Cast	2,722	100.00%	905	1,360	457	0	0
Overvotes	0		0	0	0	0	0
Undervotes	142		43	66	33	0	0
Contest Totals	2,864		948	1,426	490	0	0

Proposition B City of Dallas

Vote For 1

	TOTAL	VOTE %	Election Day	Early Voting	Ballot By Mail	Provisional Ballots	Limited Ballots
For	612	22.38%	235	306	71	0	0
Against	2,123	77.62%	675	1,058	390	0	0
Total Votes Cast	2,735	100.00%	910	1,364	461	0	0
Overvotes	0		0	0	0	0	0
Undervotes	129		38	62	29	0	0
Contest Totals	2,864		948	1,426	490	0	0

Summary Results Report
 City/School General and Special Elections
 May 1st, 2021

Final Results
 Combined Accumulated Totals
 Collin County

Town Council, Mayor Fairview

Vote For 1

	TOTAL	VOTE %	Election Day	Early Voting	Ballot By Mail	Provisional Ballots	Limited Ballots
Cynthia Brugge	483	30.67%	259	223	1	0	0
Henry Lessner	1,092	69.33%	379	700	13	0	0
Total Votes Cast	1,575	100.00%	638	923	14	0	0
Overvotes	0		0	0	0	0	0
Undervotes	22		6	16	0	0	0
Contest Totals	1,597		644	939	14	0	0

Town Council, Seat One Fairview

Vote For 1

	TOTAL	VOTE %	Election Day	Early Voting	Ballot By Mail	Provisional Ballots	Limited Ballots
Rich Connelly	1,049	100.00%	398	641	10	0	0
Total Votes Cast	1,049	100.00%	398	641	10	0	0
Overvotes	0		0	0	0	0	0
Undervotes	548		246	298	4	0	0
Contest Totals	1,597		644	939	14	0	0

Town Council, Seat Three Fairview

Vote For 1

	TOTAL	VOTE %	Election Day	Early Voting	Ballot By Mail	Provisional Ballots	Limited Ballots
Jeannette Grazioli	441	29.60%	220	215	6	0	0
Ricardo Doi	1,049	70.40%	375	668	6	0	0
Total Votes Cast	1,490	100.00%	595	883	12	0	0
Overvotes	0		0	0	0	0	0
Undervotes	107		49	56	2	0	0
Contest Totals	1,597		644	939	14	0	0

Town Council, Seat Five Fairview

Vote For 1

	TOTAL	VOTE %	Election Day	Early Voting	Ballot By Mail	Provisional Ballots	Limited Ballots
Ken Logsdon	1,100	100.00%	416	675	9	0	0
Total Votes Cast	1,100	100.00%	416	675	9	0	0
Overvotes	0		0	0	0	0	0
Undervotes	497		228	264	5	0	0
Contest Totals	1,597		644	939	14	0	0

Councilmember, Place 1 Farmersville

Vote For 1



	TOTAL	VOTE %	Election Day	Early Voting	Ballot By Mail	Provisional Ballots	Limited Ballots
John W. Klostermann	88	22.98%	36	52	0	0	0
Craig Overstreet	295	77.02%	80	212	3	0	0
Total Votes Cast	383	100.00%	116	264	3	0	0
Overvotes	0		0	0	0	0	0
Undervotes	52		23	29	0	0	0
Contest Totals	435		139	293	3	0	0

Summary Results Report
 City/School General and Special Elections
 May 1st, 2021

Final Results
 Combined Accumulated Totals
 Collin County



Councilmember, Place 3 Farmersville

Vote For 1

	TOTAL	VOTE %		Election Day	Early Voting	Ballot By Mail	Provisional Ballots	Limited Ballots
Ted Wagner	260	100.00%		80	177	3	0	0
Total Votes Cast	260	100.00%		80	177	3	0	0
Overvotes	0			0	0	0	0	0
Undervotes	175			59	116	0	0	0
Contest Totals	435			139	293	3	0	0




Councilmember, Place 5 Farmersville

Vote For 1

	TOTAL	VOTE %		Election Day	Early Voting	Ballot By Mail	Provisional Ballots	Limited Ballots
Lance Hudson	259	100.00%		81	175	3	0	0
Total Votes Cast	259	100.00%		81	175	3	0	0
Overvotes	0			0	0	0	0	0
Undervotes	176			58	118	0	0	0
Contest Totals	435			139	293	3	0	0






City Council, Place 1 Frisco

Vote For 1

	TOTAL	VOTE %		Election Day	Early Voting	Ballot By Mail	Provisional Ballots	Limited Ballots
John Keating	3,356	72.96%		1,401	1,910	44	1	0
JP Schade	1,244	27.04%		496	716	31	1	0
Total Votes Cast	4,600	100.00%		1,897	2,626	75	2	0
Overvotes	0			0	0	0	0	0
Undervotes	506			188	310	6	2	0
Contest Totals	5,106			2,085	2,936	81	4	0

City Council, Place 3 Frisco

Vote For 1

	TOTAL	VOTE %		Election Day	Early Voting	Ballot By Mail	Provisional Ballots	Limited Ballots
Sai Krishna	670	13.41%		312	348	9	1	0
Angelia Pelham	1,516	30.34%		578	921	17	0	0
Jennifer White	1,597	31.96%		687	897	12	1	0
Karen Cunningham	1,214	24.29%		473	699	42	0	0
Total Votes Cast	4,997	100.00%		2,050	2,865	80	2	0
Overvotes	0			0	0	0	0	0
Undervotes	109			35	71	1	2	0
Contest Totals	5,106			2,085	2,936	81	4	0

Summary Results Report
 City/School General and Special Elections
 May 1st, 2021

Final Results
 Combined Accumulated Totals
 Collin County

Mayor Garland

Vote For 1

	TOTAL	VOTE %		Election Day	Early Voting	Ballot By Mail	Provisional Ballots	Limited Ballots
Scott LeMay	12	63.16%		5	7	0	0	0
Roel G. Garcia, Sr.	7	36.84%		7	0	0	0	0
Total Votes Cast	19	100.00%		12	7	0	0	0
Overvotes	0			0	0	0	0	0
Undervotes	1			1	0	0	0	0
Contest Totals	20			13	7	0	0	0

Council Member, District No. 1 Garland

Vote For 1

	TOTAL	VOTE %		Election Day	Early Voting	Ballot By Mail	Provisional Ballots	Limited Ballots
John Grimley	1	5.88%		1	0	0	0	0
Angie Whitney	7	41.18%		6	1	0	0	0
Jeff Bass	9	52.94%		3	6	0	0	0
Total Votes Cast	17	100.00%		10	7	0	0	0
Overvotes	0			0	0	0	0	0
Undervotes	3			3	0	0	0	0
Contest Totals	20			13	7	0	0	0

Proposition A City of Lavon

Vote For 1

	TOTAL	VOTE %		Election Day	Early Voting	Ballot By Mail	Provisional Ballots	Limited Ballots
For	192	86.88%		108	84	0	0	0
Against	29	13.12%		13	16	0	0	0
Total Votes Cast	221	100.00%		121	100	0	0	0
Overvotes	0			0	0	0	0	0
Undervotes	11			6	5	0	0	0
Contest Totals	232			127	105	0	0	0

Mayor Lucas

Vote For 1

	TOTAL	VOTE %		Election Day	Early Voting	Ballot By Mail	Provisional Ballots	Limited Ballots
Leslie Wizner	82	11.87%		42	39	1	0	0
Jim Olk	609	88.13%		263	346	0	0	0
Total Votes Cast	691	100.00%		305	385	1	0	0
Overvotes	0			0	0	0	0	0
Undervotes	28			14	14	0	0	0
Contest Totals	719			319	399	1	0	0

Summary Results Report
 City/School General and Special Elections
 May 1st, 2021

Final Results
 Combined Accumulated Totals
 Collin County

Councilmember, Seat 3 Lucas

Vote For 1

	TOTAL	VOTE %	Election Day	Early Voting	Ballot By Mail	Provisional Ballots	Limited Ballots
David Keer	595	86.86%	263	331	1	0	0
Evelyn Molina	90	13.14%	43	47	0	0	0
Total Votes Cast	685	100.00%	306	378	1	0	0
Overvotes	0		0	0	0	0	0
Undervotes	34		13	21	0	0	0
Contest Totals	719		319	399	1	0	0

Councilmember, Seat 4 Lucas

Vote For 1

	TOTAL	VOTE %	Election Day	Early Voting	Ballot By Mail	Provisional Ballots	Limited Ballots
Philip (Phil) Lawrence	577	100.00%	256	321	0	0	0
Total Votes Cast	577	100.00%	256	321	0	0	0
Overvotes	0		0	0	0	0	0
Undervotes	142		63	78	1	0	0
Contest Totals	719		319	399	1	0	0

Proposition A City of Lucas

Vote For 1

	TOTAL	VOTE %	Election Day	Early Voting	Ballot By Mail	Provisional Ballots	Limited Ballots
For	572	84.87%	253	318	1	0	0
Against	102	15.13%	43	59	0	0	0
Total Votes Cast	674	100.00%	296	377	1	0	0
Overvotes	0		0	0	0	0	0
Undervotes	45		23	22	0	0	0
Contest Totals	719		319	399	1	0	0

Proposition B City of Lucas

Vote For 1

	TOTAL	VOTE %	Election Day	Early Voting	Ballot By Mail	Provisional Ballots	Limited Ballots
For	635	92.70%	286	348	1	0	0
Against	50	7.30%	17	33	0	0	0
Total Votes Cast	685	100.00%	303	381	1	0	0
Overvotes	0		0	0	0	0	0
Undervotes	34		16	18	0	0	0
Contest Totals	719		319	399	1	0	0

Proposition C City of Lucas

Vote For 1

	TOTAL	VOTE %	Election Day	Early Voting	Ballot By Mail	Provisional Ballots	Limited Ballots
For	565	85.35%	245	319	1	0	0
Against	97	14.65%	47	50	0	0	0
Total Votes Cast	662	100.00%	292	369	1	0	0
Overvotes	0		0	0	0	0	0
Undervotes	57		27	30	0	0	0
Contest Totals	719		319	399	1	0	0

Summary Results Report
 City/School General and Special Elections
 May 1st, 2021

Final Results
 Combined Accumulated Totals
 Collin County

Proposition D City of Lucas

Vote For 1

	TOTAL	VOTE %		Election Day	Early Voting	Ballot By Mail	Provisional Ballots	Limited Ballots
For	643	93.73%		280	362	1	0	0
Against	43	6.27%		22	21	0	0	0
Total Votes Cast	686	100.00%		302	383	1	0	0
Overvotes	0			0	0	0	0	0
Undervotes	33			17	16	0	0	0
Contest Totals	719			319	399	1	0	0

Proposition E City of Lucas

Vote For 1

	TOTAL	VOTE %		Election Day	Early Voting	Ballot By Mail	Provisional Ballots	Limited Ballots
For	517	79.78%		228	288	1	0	0
Against	131	20.22%		54	77	0	0	0
Total Votes Cast	648	100.00%		282	365	1	0	0
Overvotes	0			0	0	0	0	0
Undervotes	71			37	34	0	0	0
Contest Totals	719			319	399	1	0	0

Proposition F City of Lucas

Vote For 1

	TOTAL	VOTE %		Election Day	Early Voting	Ballot By Mail	Provisional Ballots	Limited Ballots
For	291	44.56%		120	170	1	0	0
Against	362	55.44%		169	193	0	0	0
Total Votes Cast	653	100.00%		289	363	1	0	0
Overvotes	0			0	0	0	0	0
Undervotes	66			30	36	0	0	0
Contest Totals	719			319	399	1	0	0

Proposition G City of Lucas

Vote For 1

	TOTAL	VOTE %		Election Day	Early Voting	Ballot By Mail	Provisional Ballots	Limited Ballots
For	513	79.41%		219	293	1	0	0
Against	133	20.59%		61	72	0	0	0
Total Votes Cast	646	100.00%		280	365	1	0	0
Overvotes	0			0	0	0	0	0
Undervotes	73			39	34	0	0	0
Contest Totals	719			319	399	1	0	0

Summary Results Report
 City/School General and Special Elections
 May 1st, 2021

Final Results
 Combined Accumulated Totals
 Collin County

Proposition H City of Lucas

Vote For 1

	TOTAL	VOTE %		Election Day	Early Voting	Ballot By Mail	Provisional Ballots	Limited Ballots
For	512	79.38%		218	293	1	0	0
Against	133	20.62%		63	70	0	0	0
Total Votes Cast	645	100.00%		281	363	1	0	0
Overvotes	0			0	0	0	0	0
Undervotes	74			38	36	0	0	0
Contest Totals	719			319	399	1	0	0

Proposition I City of Lucas

Vote For 1

	TOTAL	VOTE %		Election Day	Early Voting	Ballot By Mail	Provisional Ballots	Limited Ballots
For	512	79.50%		220	291	1	0	0
Against	132	20.50%		61	71	0	0	0
Total Votes Cast	644	100.00%		281	362	1	0	0
Overvotes	0			0	0	0	0	0
Undervotes	75			38	37	0	0	0
Contest Totals	719			319	399	1	0	0

Proposition J City of Lucas

Vote For 1

	TOTAL	VOTE %		Election Day	Early Voting	Ballot By Mail	Provisional Ballots	Limited Ballots
For	509	78.79%		218	290	1	0	0
Against	137	21.21%		64	73	0	0	0
Total Votes Cast	646	100.00%		282	363	1	0	0
Overvotes	0			0	0	0	0	0
Undervotes	73			37	36	0	0	0
Contest Totals	719			319	399	1	0	0

Proposition K City of Lucas

Vote For 1




	TOTAL	VOTE %		Election Day	Early Voting	Ballot By Mail	Provisional Ballots	Limited Ballots
For	503	78.84%		216	286	1	0	0
Against	135	21.16%		62	73	0	0	0
Total Votes Cast	638	100.00%		278	359	1	0	0
Overvotes	0			0	0	0	0	0
Undervotes	81			41	40	0	0	0
Contest Totals	719			319	399	1	0	0

Summary Results Report
 City/School General and Special Elections
 May 1st, 2021

Final Results
 Combined Accumulated Totals
 Collin County




Proposition L City of Lucas

Vote For 1

	TOTAL	VOTE %		Election Day	Early Voting	Ballot By Mail	Provisional Ballots	Limited Ballots
For	494	77.92%		215	278	1	0	0
Against	140	22.08%		62	78	0	0	0
Total Votes Cast	634	100.00%		277	356	1	0	0
Overvotes	0			0	0	0	0	0
Undervotes	85			42	43	0	0	0
Contest Totals	719			319	399	1	0	0




Proposition M City of Lucas

Vote For 1

	TOTAL	VOTE %		Election Day	Early Voting	Ballot By Mail	Provisional Ballots	Limited Ballots
For	508	79.62%		218	289	1	0	0
Against	130	20.38%		59	71	0	0	0
Total Votes Cast	638	100.00%		277	360	1	0	0
Overvotes	0			0	0	0	0	0
Undervotes	81			42	39	0	0	0
Contest Totals	719			319	399	1	0	0




Proposition N City of Lucas

Vote For 1

	TOTAL	VOTE %		Election Day	Early Voting	Ballot By Mail	Provisional Ballots	Limited Ballots
For	537	84.43%		237	299	1	0	0
Against	99	15.57%		42	57	0	0	0
Total Votes Cast	636	100.00%		279	356	1	0	0
Overvotes	0			0	0	0	0	0
Undervotes	83			40	43	0	0	0
Contest Totals	719			319	399	1	0	0

Proposition O City of Lucas

Vote For 1

	TOTAL	VOTE %		Election Day	Early Voting	Ballot By Mail	Provisional Ballots	Limited Ballots
For	552	85.85%		241	310	1	0	0
Against	91	14.15%		42	49	0	0	0
Total Votes Cast	643	100.00%		283	359	1	0	0
Overvotes	0			0	0	0	0	0
Undervotes	76			36	40	0	0	0
Contest Totals	719			319	399	1	0	0

Summary Results Report
 City/School General and Special Elections
 May 1st, 2021

Final Results
 Combined Accumulated Totals
 Collin County

Proposition P City of Lucas

Vote For 1

	TOTAL	VOTE %		Election Day	Early Voting	Ballot By Mail	Provisional Ballots	Limited Ballots
For	279	44.71%		111	167	1	0	0
Against	345	55.29%		161	184	0	0	0
Total Votes Cast	624	100.00%		272	351	1	0	0
Overvotes	0			0	0	0	0	0
Undervotes	95			47	48	0	0	0
Contest Totals	719			319	399	1	0	0

Proposition Q City of Lucas

Vote For 1

	TOTAL	VOTE %		Election Day	Early Voting	Ballot By Mail	Provisional Ballots	Limited Ballots
For	550	85.67%		235	314	1	0	0
Against	92	14.33%		44	48	0	0	0
Total Votes Cast	642	100.00%		279	362	1	0	0
Overvotes	0			0	0	0	0	0
Undervotes	77			40	37	0	0	0
Contest Totals	719			319	399	1	0	0

Proposition R City of Lucas

Vote For 1

	TOTAL	VOTE %		Election Day	Early Voting	Ballot By Mail	Provisional Ballots	Limited Ballots
For	539	85.56%		236	302	1	0	0
Against	91	14.44%		37	54	0	0	0
Total Votes Cast	630	100.00%		273	356	1	0	0
Overvotes	0			0	0	0	0	0
Undervotes	89			46	43	0	0	0
Contest Totals	719			319	399	1	0	0

Mayor McKinney

Vote For 1

	TOTAL	VOTE %		Election Day	Early Voting	Ballot By Mail	Provisional Ballots	Limited Ballots
Jimmy R. Stewart	461	2.04%		162	281	18	0	0
George Fuller	15,247	67.42%		3,432	11,492	317	6	0
Tom Meredith	6,907	30.54%		2,197	4,660	49	1	0
Total Votes Cast	22,615	100.00%		5,791	16,433	384	7	0
Overvotes	0			0	0	0	0	0
Undervotes	353			91	258	3	1	0
Contest Totals	22,968			5,882	16,691	387	8	0

Summary Results Report
 City/School General and Special Elections
 May 1st, 2021

Final Results
 Combined Accumulated Totals
 Collin County

Council Member, District No. 1 McKinney District 1

Vote For 1

	TOTAL	VOTE %	Election Day	Early Voting	Ballot By Mail	Provisional Ballots	Limited Ballots
Cris Treviño	510	19.20%	133	367	10	0	0
Johnny Moore	205	7.72%	63	138	4	0	0
Stan Penn	858	32.30%	281	566	11	0	0
Justin Beller	1,083	40.78%	243	812	28	0	0
Total Votes Cast	2,656	100.00%	720	1,883	53	0	0
Overvotes	0		0	0	0	0	0
Undervotes	349		94	247	8	0	0
Contest Totals	3,005		814	2,130	61	0	0

Council Member, District No. 3 McKinney District 3

Vote For 1

	TOTAL	VOTE %	Election Day	Early Voting	Ballot By Mail	Provisional Ballots	Limited Ballots
Vicente Torres	2,691	48.21%	809	1,858	24	0	0
Gere' Feltus	2,891	51.79%	597	2,205	88	1	0
Total Votes Cast	5,582	100.00%	1,406	4,063	112	1	0
Overvotes	0		0	0	0	0	0
Undervotes	972		257	704	8	3	0
Contest Totals	6,554		1,663	4,767	120	4	0

City Council At Large McKinney

Vote For 1

	TOTAL	VOTE %	Election Day	Early Voting	Ballot By Mail	Provisional Ballots	Limited Ballots
Brian J. Magnuson	7,592	39.95%	2,265	5,249	77	1	0
Charlie Philips	11,413	60.05%	2,522	8,610	277	4	0
Total Votes Cast	19,005	100.00%	4,787	13,859	354	5	0
Overvotes	1		0	0	1	0	0
Undervotes	3,962		1,095	2,832	32	3	0
Contest Totals	22,968		5,882	16,691	387	8	0

Mayor Nevada

Vote For 1




	TOTAL	VOTE %	Election Day	Early Voting	Ballot By Mail	Provisional Ballots	Limited Ballots
Benito Ponce	166	100.00%	63	103	0	0	0
Total Votes Cast	166	100.00%	63	103	0	0	0
Overvotes	0		0	0	0	0	0
Undervotes	54		23	31	0	0	0
Contest Totals	220		86	134	0	0	0

Summary Results Report
 City/School General and Special Elections
 May 1st, 2021

Final Results
 Combined Accumulated Totals
 Collin County




Councilmember, Place 1 Nevada

Vote For 1

	TOTAL	VOTE %		Election Day	Early Voting	Ballot By Mail	Provisional Ballots	Limited Ballots
Joe Cleveland	91	44.83%		38	53	0	0	0
Mike Laye	112	55.17%		40	72	0	0	0
Total Votes Cast	203	100.00%		78	125	0	0	0
Overvotes	0			0	0	0	0	0
Undervotes	17			8	9	0	0	0
Contest Totals	220			86	134	0	0	0



Councilmember, Place 3 Nevada

Vote For 1

	TOTAL	VOTE %		Election Day	Early Voting	Ballot By Mail	Provisional Ballots	Limited Ballots
Kerrie Longoria	112	52.58%		40	72	0	0	0
Paul Breitzman	101	47.42%		43	58	0	0	0
Total Votes Cast	213	100.00%		83	130	0	0	0
Overvotes	0			0	0	0	0	0
Undervotes	7			3	4	0	0	0
Contest Totals	220			86	134	0	0	0




Councilmember, Place 4 Nevada

Vote For 1

	TOTAL	VOTE %		Election Day	Early Voting	Ballot By Mail	Provisional Ballots	Limited Ballots
Karl Fisher	148	100.00%		56	92	0	0	0
Total Votes Cast	148	100.00%		56	92	0	0	0
Overvotes	0			0	0	0	0	0
Undervotes	72			30	42	0	0	0
Contest Totals	220			86	134	0	0	0




Councilmember, Place 5 Nevada

Vote For 1

	TOTAL	VOTE %		Election Day	Early Voting	Ballot By Mail	Provisional Ballots	Limited Ballots
Gary Killian	123	66.49%		50	73	0	0	0
Elisabeth Garlington D.C.	62	33.51%		19	43	0	0	0
Total Votes Cast	185	100.00%		69	116	0	0	0
Overvotes	0			0	0	0	0	0
Undervotes	35			17	18	0	0	0
Contest Totals	220			86	134	0	0	0

Local Option Election Proposition A Town of New Hope

Vote For 1

	TOTAL	VOTE %		Election Day	Early Voting	Ballot By Mail	Provisional Ballots	Limited Ballots
For	104	69.80%		18	86	0	0	0
Against	45	30.20%		8	36	1	0	0
Total Votes Cast	149	100.00%		26	122	1	0	0
Overvotes	0			0	0	0	0	0
Undervotes	7			0	7	0	0	0
Contest Totals	156			26	129	1	0	0

Summary Results Report
 City/School General and Special Elections
 May 1st, 2021

Final Results
 Combined Accumulated Totals
 Collin County

Councilmember-At-Large Parker

Vote For 3

	TOTAL	VOTE %	Election Day	Early Voting	Ballot By Mail	Provisional Ballots	Limited Ballots
Cindy Meyer	411	23.98%	169	240	2	0	0
Diana M. Abraham	497	29.00%	202	291	4	0	0
Jim Reed	475	27.71%	191	281	3	0	0
Ed Standridge	331	19.31%	131	200	0	0	0
Total Votes Cast	1,714	100.00%	693	1,012	9	0	0
Overvotes	0		0	0	0	0	0
Undervotes	545		222	314	9	0	0
Contest Totals	2,259		915	1,326	18	0	0

Councilmember, Place No.2 Plano

Vote For 1

	TOTAL	VOTE %	Election Day	Early Voting	Ballot By Mail	Provisional Ballots	Limited Ballots
Anthony Ricciardelli	16,975	52.52%	5,494	10,864	604	13	0
Steve Lavine	15,348	47.48%	4,909	9,830	598	11	0
Total Votes Cast	32,323	100.00%	10,403	20,694	1,202	24	0
Overvotes	0		0	0	0	0	0
Undervotes	2,234		719	1,430	83	2	0
Contest Totals	34,557		11,122	22,124	1,285	26	0

Councilmember, Place No.4 Plano

Vote For 1

	TOTAL	VOTE %	Election Day	Early Voting	Ballot By Mail	Provisional Ballots	Limited Ballots
Vidal Quintanilla	1,515	4.78%	544	871	99	1	0
Justin Adcock	13,399	42.27%	4,164	8,830	396	9	0
Kayci Prince	12,254	38.66%	3,736	7,915	591	12	0
Nassat Parveen	4,532	14.30%	1,731	2,711	89	1	0
Total Votes Cast	31,700	100.00%	10,175	20,327	1,175	23	0
Overvotes	2		0	0	2	0	0
Undervotes	2,855		947	1,797	108	3	0
Contest Totals	34,557		11,122	22,124	1,285	26	0

Councilmember, Place No.6 (Mayor)

Vote For 1

	TOTAL	VOTE %	Election Day	Early Voting	Ballot By Mail	Provisional Ballots	Limited Ballots
Lydia Ortega	1,348	3.95%	520	775	53	0	0
Lily Bao	14,705	43.05%	4,566	9,698	433	8	0
John Muns	18,104	53.00%	5,895	11,405	787	17	0
Total Votes Cast	34,157	100.00%	10,981	21,878	1,273	25	0
Overvotes	2		0	0	2	0	0
Undervotes	398		141	246	10	1	0
Contest Totals	34,557		11,122	22,124	1,285	26	0

Summary Results Report
 City/School General and Special Elections
 May 1st, 2021

Final Results
 Combined Accumulated Totals
 Collin County

Councilmember, Place No.8 Plano

Vote For 1

	TOTAL	VOTE %		Election Day	Early Voting	Ballot By Mail	Provisional Ballots	Limited Ballots
Elisa Klein	14,930	47.37%		4,857	9,485	579	9	0
Rick Smith	16,590	52.63%		5,259	10,735	584	12	0
Total Votes Cast	31,520	100.00%		10,116	20,220	1,163	21	0
Overvotes	0			0	0	0	0	0
Undervotes	3,037			1,006	1,904	122	5	0
Contest Totals	34,557			11,122	22,124	1,285	26	0

Councilmember, Place No.7 Plano

Vote For 1

	TOTAL	VOTE %		Election Day	Early Voting	Ballot By Mail	Provisional Ballots	Limited Ballots
David M. Smith	4,520	14.34%		1,593	2,711	211	5	0
Julie Holmer	10,736	34.07%		3,262	7,017	449	8	0
Sandeep Srivastava	3,670	11.65%		1,095	2,478	95	2	0
Chris Robertson	10,194	32.35%		3,326	6,571	290	7	0
Bill Lisle III	2,390	7.58%		860	1,432	97	1	0
Total Votes Cast	31,510	100.00%		10,136	20,209	1,142	23	0
Overvotes	3			0	0	3	0	0
Undervotes	3,044			986	1,915	140	3	0
Contest Totals	34,557			11,122	22,124	1,285	26	0

Proposition A City of Plano

Vote For 1

	TOTAL	VOTE %		Election Day	Early Voting	Ballot By Mail	Provisional Ballots	Limited Ballots
For	25,026	76.45%		7,890	16,100	1,015	21	0
Against	7,708	23.55%		2,631	4,852	222	3	0
Total Votes Cast	32,734	100.00%		10,521	20,952	1,237	24	0
Overvotes	0			0	0	0	0	0
Undervotes	1,823			601	1,172	48	2	0
Contest Totals	34,557			11,122	22,124	1,285	26	0

Proposition B City of Plano

Vote For 1

	TOTAL	VOTE %		Election Day	Early Voting	Ballot By Mail	Provisional Ballots	Limited Ballots
For	22,994	70.40%		7,464	14,648	864	18	0
Against	9,666	29.60%		3,033	6,268	359	6	0
Total Votes Cast	32,660	100.00%		10,497	20,916	1,223	24	0
Overvotes	0			0	0	0	0	0
Undervotes	1,897			625	1,208	62	2	0
Contest Totals	34,557			11,122	22,124	1,285	26	0

Summary Results Report
 City/School General and Special Elections
 May 1st, 2021

Final Results
 Combined Accumulated Totals
 Collin County

Proposition C City of Plano

Vote For 1

	TOTAL	VOTE %		Election Day	Early Voting	Ballot By Mail	Provisional Ballots	Limited Ballots
For	17,771	55.23%		5,611	11,448	697	15	0
Against	14,406	44.77%		4,711	9,179	508	8	0
Total Votes Cast	32,177	100.00%		10,322	20,627	1,205	23	0
Overvotes	2			0	0	2	0	0
Undervotes	2,378			800	1,497	78	3	0
Contest Totals	34,557			11,122	22,124	1,285	26	0

Proposition D City of Plano

Vote For 1

	TOTAL	VOTE %		Election Day	Early Voting	Ballot By Mail	Provisional Ballots	Limited Ballots
For	23,165	72.03%		7,318	14,869	959	19	0
Against	8,997	27.97%		2,986	5,748	259	4	0
Total Votes Cast	32,162	100.00%		10,304	20,617	1,218	23	0
Overvotes	1			0	0	1	0	0
Undervotes	2,394			818	1,507	66	3	0
Contest Totals	34,557			11,122	22,124	1,285	26	0

Proposition E City of Plano

Vote For 1

	TOTAL	VOTE %		Election Day	Early Voting	Ballot By Mail	Provisional Ballots	Limited Ballots
For	19,360	60.71%		6,111	12,457	776	16	0
Against	12,527	39.29%		4,107	7,979	434	7	0
Total Votes Cast	31,887	100.00%		10,218	20,436	1,210	23	0
Overvotes	0			0	0	0	0	0
Undervotes	2,670			904	1,688	75	3	0
Contest Totals	34,557			11,122	22,124	1,285	26	0

Proposition F City of Plano

Vote For 1

	TOTAL	VOTE %		Election Day	Early Voting	Ballot By Mail	Provisional Ballots	Limited Ballots
For	23,283	72.27%		7,439	14,900	928	16	0
Against	8,934	27.73%		2,888	5,737	301	8	0
Total Votes Cast	32,217	100.00%		10,327	20,637	1,229	24	0
Overvotes	0			0	0	0	0	0
Undervotes	2,340			795	1,487	56	2	0
Contest Totals	34,557			11,122	22,124	1,285	26	0

Town Council, Place 2 Prosper

Vote For 1

	TOTAL	VOTE %		Election Day	Early Voting	Ballot By Mail	Provisional Ballots	Limited Ballots
Craig Andres	1,441	100.00%		487	948	6	0	0
Total Votes Cast	1,441	100.00%		487	948	6	0	0
Overvotes	0			0	0	0	0	0
Undervotes	673			248	423	2	0	0
Contest Totals	2,114			735	1,371	8	0	0

Summary Results Report
 City/School General and Special Elections
 May 1st, 2021

Final Results
 Combined Accumulated Totals
 Collin County

Town Council, Place 6 Prosper

Vote For 1

	TOTAL	VOTE %	Election Day	Early Voting	Ballot By Mail	Provisional Ballots	Limited Ballots
Christopher Wardlaw	393	19.70%	129	262	2	0	0
Charles Cotten	1,602	80.30%	562	1,035	5	0	0
Total Votes Cast	1,995	100.00%	691	1,297	7	0	0
Overvotes	0		0	0	0	0	0
Undervotes	119		44	74	1	0	0
Contest Totals	2,114		735	1,371	8	0	0

Mayor - Council Member, Place 7 Richardson

Vote For 1

	TOTAL	VOTE %	Election Day	Early Voting	Ballot By Mail	Provisional Ballots	Limited Ballots
Paul Voelker	1,503	100.00%	667	798	38	0	0
Total Votes Cast	1,503	100.00%	667	798	38	0	0
Overvotes	0		0	0	0	0	0
Undervotes	562		291	264	7	0	0
Contest Totals	2,065		958	1,062	45	0	0

Council Member, Place 1 Richardson

Vote For 1

	TOTAL	VOTE %	Election Day	Early Voting	Ballot By Mail	Provisional Ballots	Limited Ballots
Bob Dubey	1,293	100.00%	571	685	37	0	0
Total Votes Cast	1,293	100.00%	571	685	37	0	0
Overvotes	0		0	0	0	0	0
Undervotes	772		387	377	8	0	0
Contest Totals	2,065		958	1,062	45	0	0

Council Member, Place 2 Richardson

Vote For 1

	TOTAL	VOTE %	Election Day	Early Voting	Ballot By Mail	Provisional Ballots	Limited Ballots
Jennifer Justice	1,356	100.00%	603	717	36	0	0
Total Votes Cast	1,356	100.00%	603	717	36	0	0
Overvotes	0		0	0	0	0	0
Undervotes	709		355	345	9	0	0
Contest Totals	2,065		958	1,062	45	0	0

Council Member, Place 3 Richardson

Vote For 1

	TOTAL	VOTE %	Election Day	Early Voting	Ballot By Mail	Provisional Ballots	Limited Ballots
Janet DePuy	1,341	100.00%	595	710	36	0	0
Total Votes Cast	1,341	100.00%	595	710	36	0	0
Overvotes	0		0	0	0	0	0
Undervotes	724		363	352	9	0	0
Contest Totals	2,065		958	1,062	45	0	0

Summary Results Report
 City/School General and Special Elections
 May 1st, 2021

Final Results
 Combined Accumulated Totals
 Collin County

Council Member, Place 4 Richardson

Vote For 1

	TOTAL	VOTE %		Election Day	Early Voting	Ballot By Mail	Provisional Ballots	Limited Ballots
Kyle Kepner	969	51.05%		458	484	27	0	0
Joe Corcoran	929	48.95%		422	489	18	0	0
Total Votes Cast	1,898	100.00%		880	973	45	0	0
Overvotes	0			0	0	0	0	0
Undervotes	167			78	89	0	0	0
Contest Totals	2,065			958	1,062	45	0	0

Council Member, Place 5 Richardson

Vote For 1

	TOTAL	VOTE %		Election Day	Early Voting	Ballot By Mail	Provisional Ballots	Limited Ballots
Ken Hutchenrider	1,308	100.00%		578	695	35	0	0
Total Votes Cast	1,308	100.00%		578	695	35	0	0
Overvotes	0			0	0	0	0	0
Undervotes	757			380	367	10	0	0
Contest Totals	2,065			958	1,062	45	0	0

Council Member, Place 6 Richardson

Vote For 1

	TOTAL	VOTE %		Election Day	Early Voting	Ballot By Mail	Provisional Ballots	Limited Ballots
Daniel Burdette	445	23.14%		197	239	9	0	0
Marilyn Frederick	684	35.57%		329	340	15	0	0
Arefin Shamsul	794	41.29%		362	411	21	0	0
Total Votes Cast	1,923	100.00%		888	990	45	0	0
Overvotes	0			0	0	0	0	0
Undervotes	142			70	72	0	0	0
Contest Totals	2,065			958	1,062	45	0	0

Councilmember, Place No. 1 Sachse

Vote For 1

	TOTAL	VOTE %		Election Day	Early Voting	Ballot By Mail	Provisional Ballots	Limited Ballots
Brett Franks	150	71.43%		57	93	0	0	0
Akinsuroju Raymond Taiwo	60	28.57%		38	21	1	0	0
Total Votes Cast	210	100.00%		95	114	1	0	0
Overvotes	0			0	0	0	0	0
Undervotes	16			9	7	0	0	0
Contest Totals	226			104	121	1	0	0

Councilmember, Place No. 2 Sachse

Vote For 1

	TOTAL	VOTE %		Election Day	Early Voting	Ballot By Mail	Provisional Ballots	Limited Ballots
Michelle Howarth	151	100.00%		72	79	0	0	0
Total Votes Cast	151	100.00%		72	79	0	0	0
Overvotes	0			0	0	0	0	0
Undervotes	75			32	42	1	0	0
Contest Totals	226			104	121	1	0	0

Summary Results Report
 City/School General and Special Elections
 May 1st, 2021

Final Results
 Combined Accumulated Totals
 Collin County

Proposition A City of Sachse

Vote For 1

	TOTAL	VOTE %		Election Day	Early Voting	Ballot By Mail	Provisional Ballots	Limited Ballots
For	148	66.37%		59	89	0	0	0
Against	75	33.63%		44	30	1	0	0
Total Votes Cast	223	100.00%		103	119	1	0	0
Overvotes	0			0	0	0	0	0
Undervotes	3			1	2	0	0	0
Contest Totals	226			104	121	1	0	0

Councilmember, Place 2 Wylie

Vote For 1

	TOTAL	VOTE %		Election Day	Early Voting	Ballot By Mail	Provisional Ballots	Limited Ballots
Dave Strang	1,480	100.00%		528	943	9	0	0
Total Votes Cast	1,480	100.00%		528	943	9	0	0
Overvotes	0			0	0	0	0	0
Undervotes	1,289			508	770	10	1	0
Contest Totals	2,769			1,036	1,713	19	1	0

Councilmember, Place 4 Wylie

Vote For 1

	TOTAL	VOTE %		Election Day	Early Voting	Ballot By Mail	Provisional Ballots	Limited Ballots
Scott Williams	1,395	50.67%		474	916	5	0	0
Raymond Perry	298	10.82%		134	160	4	0	0
Mary Harris	1,060	38.50%		420	630	10	0	0
Total Votes Cast	2,753	100.00%		1,028	1,706	19	0	0
Overvotes	0			0	0	0	0	0
Undervotes	16			8	7	0	1	0
Contest Totals	2,769			1,036	1,713	19	1	0

School District Board of Trustees, Place 1 Allen

Vote For 1

	TOTAL	VOTE %		Election Day	Early Voting	Ballot By Mail	Provisional Ballots	Limited Ballots
Jorge J. Torres	2,044	22.79%		757	1,209	77	1	0
Sarah Mitchell	6,924	77.21%		2,118	4,594	204	8	0
Total Votes Cast	8,968	100.00%		2,875	5,803	281	9	0
Overvotes	0			0	0	0	0	0
Undervotes	1,407			533	844	29	1	0
Contest Totals	10,375			3,408	6,647	310	10	0

Summary Results Report
 City/School General and Special Elections
 May 1st, 2021

Final Results
 Combined Accumulated Totals
 Collin County

School District Board of Trustees, Place 2 Allen

Vote For 1

	TOTAL	VOTE %		Election Day	Early Voting	Ballot By Mail	Provisional Ballots	Limited Ballots
David W. Noll	5,907	68.63%		1,787	3,975	141	4	0
Stacey Greer	2,700	31.37%		946	1,620	129	5	0
Total Votes Cast	8,607	100.00%		2,733	5,595	270	9	0
Overvotes	0			0	0	0	0	0
Undervotes	1,768			675	1,052	40	1	0
Contest Totals	10,375			3,408	6,647	310	10	0

School District Board of Trustees, Place 3 Allen

Vote For 1

	TOTAL	VOTE %		Election Day	Early Voting	Ballot By Mail	Provisional Ballots	Limited Ballots
Kevin Cameron	6,983	80.39%		2,098	4,679	198	8	0
Deepak Kaithakkapuzha	1,703	19.61%		667	963	72	1	0
Total Votes Cast	8,686	100.00%		2,765	5,642	270	9	0
Overvotes	0			0	0	0	0	0
Undervotes	1,689			643	1,005	40	1	0
Contest Totals	10,375			3,408	6,647	310	10	0

Proposition A Allen ISD

Vote For 1

	TOTAL	VOTE %		Election Day	Early Voting	Ballot By Mail	Provisional Ballots	Limited Ballots
For	8,886	88.33%		2,881	5,777	219	9	0
Against	1,174	11.67%		418	683	73	0	0
Total Votes Cast	10,060	100.00%		3,299	6,460	292	9	0
Overvotes	0			0	0	0	0	0
Undervotes	315			109	187	18	1	0
Contest Totals	10,375			3,408	6,647	310	10	0

Trustee, Place 2 Anna

Vote For 1

	TOTAL	VOTE %		Election Day	Early Voting	Ballot By Mail	Provisional Ballots	Limited Ballots
Jason Adams	736	58.37%		258	477	1	0	0
Jourdan Henley	107	8.49%		38	69	0	0	0
Diane Hopewell	418	33.15%		147	271	0	0	0
Total Votes Cast	1,261	100.00%		443	817	1	0	0
Overvotes	0			0	0	0	0	0
Undervotes	239			105	130	4	0	0
Contest Totals	1,500			548	947	5	0	0

Summary Results Report
 City/School General and Special Elections
 May 1st, 2021

Final Results
 Combined Accumulated Totals
 Collin County

Trustee, Place 6 Anna

Vote For 1

	TOTAL	VOTE %		Election Day	Early Voting	Ballot By Mail	Provisional Ballots	Limited Ballots
Paul "Monty" Renfro	875	100.00%		310	564	1	0	0
Total Votes Cast	875	100.00%		310	564	1	0	0
Overvotes	0			0	0	0	0	0
Undervotes	625			238	383	4	0	0
Contest Totals	1,500			548	947	5	0	0

Trustee, Place 5 Celina

Vote For 1

	TOTAL	VOTE %		Election Day	Early Voting	Ballot By Mail	Provisional Ballots	Limited Ballots
Tracey Balsamo	636	100.00%		205	426	5	0	0
Total Votes Cast	636	100.00%		205	426	5	0	0
Overvotes	0			0	0	0	0	0
Undervotes	214			74	140	0	0	0
Contest Totals	850			279	566	5	0	0

Trustee, Place 6 Celina

Vote For 1

	TOTAL	VOTE %		Election Day	Early Voting	Ballot By Mail	Provisional Ballots	Limited Ballots
Kelly Juergens	610	100.00%		193	412	5	0	0
Total Votes Cast	610	100.00%		193	412	5	0	0
Overvotes	0			0	0	0	0	0
Undervotes	240			86	154	0	0	0
Contest Totals	850			279	566	5	0	0

Trustee, Place 7 Celina

Vote For 1

	TOTAL	VOTE %		Election Day	Early Voting	Ballot By Mail	Provisional Ballots	Limited Ballots
Vicky Hogue	189	25.58%		63	124	2	0	0
Todd Snyder	550	74.42%		173	374	3	0	0
Total Votes Cast	739	100.00%		236	498	5	0	0
Overvotes	0			0	0	0	0	0
Undervotes	111			43	68	0	0	0
Contest Totals	850			279	566	5	0	0

Trustee, Place 1 Community

Vote For 1

	TOTAL	VOTE %		Election Day	Early Voting	Ballot By Mail	Provisional Ballots	Limited Ballots
Jeff Pendill	514	100.00%		242	271	1	0	0
Total Votes Cast	514	100.00%		242	271	1	0	0
Overvotes	0			0	0	0	0	0
Undervotes	242			109	132	1	0	0
Contest Totals	756			351	403	2	0	0

Summary Results Report
 City/School General and Special Elections
 May 1st, 2021

Final Results
 Combined Accumulated Totals
 Collin County

Trustee, Place 2 Community

Vote For 1

	TOTAL	VOTE %	Election Day	Early Voting	Ballot By Mail	Provisional Ballots	Limited Ballots
Alicia Young	532	100.00%	248	283	1	0	0
Total Votes Cast	532	100.00%	248	283	1	0	0
Overvotes	0		0	0	0	0	0
Undervotes	224		103	120	1	0	0
Contest Totals	756		351	403	2	0	0

Trustee, Place 3 Community

Vote For 1

	TOTAL	VOTE %	Election Day	Early Voting	Ballot By Mail	Provisional Ballots	Limited Ballots
Erin Wilson	140	20.71%	75	64	1	0	0
Jose Robles	153	22.63%	63	89	1	0	0
Josh Allred	81	11.98%	40	41	0	0	0
Staci Schroeder	302	44.67%	137	165	0	0	0
Total Votes Cast	676	100.00%	315	359	2	0	0
Overvotes	0		0	0	0	0	0
Undervotes	80		36	44	0	0	0
Contest Totals	756		351	403	2	0	0

District School Board Trustee Position 1 Farmersville

Vote For 1

	TOTAL	VOTE %	Election Day	Early Voting	Ballot By Mail	Provisional Ballots	Limited Ballots
Daniel Huff	331	37.44%	130	201	0	0	0
Paul Kelly (PK)	553	62.56%	151	399	3	0	0
Total Votes Cast	884	100.00%	281	600	3	0	0
Overvotes	0		0	0	0	0	0
Undervotes	199		86	113	0	0	0
Contest Totals	1,083		367	713	3	0	0

District School Board Trustee Position 2 Farmersville

Vote For 1

	TOTAL	VOTE %	Election Day	Early Voting	Ballot By Mail	Provisional Ballots	Limited Ballots
Dale Pickett	559	62.53%	168	390	1	0	0
Ben Mathews	335	37.47%	123	210	2	0	0
Total Votes Cast	894	100.00%	291	600	3	0	0
Overvotes	0		0	0	0	0	0
Undervotes	189		76	113	0	0	0
Contest Totals	1,083		367	713	3	0	0

Summary Results Report
 City/School General and Special Elections
 May 1st, 2021

Final Results
 Combined Accumulated Totals
 Collin County

District School Board Trustee Position 3 Farmersville

Vote For 1

	TOTAL	VOTE %	Election Day	Early Voting	Ballot By Mail	Provisional Ballots	Limited Ballots
Tony Gray	808	100.00%	263	543	2	0	0
Total Votes Cast	808	100.00%	263	543	2	0	0
Overvotes	0		0	0	0	0	0
Undervotes	275		104	170	1	0	0
Contest Totals	1,083		367	713	3	0	0

District School Board Trustee Position 4 Farmersville

Vote For 1

	TOTAL	VOTE %	Election Day	Early Voting	Ballot By Mail	Provisional Ballots	Limited Ballots
David Coleman	493	52.34%	153	340	0	0	0
Bridget Justiss	94	9.98%	34	58	2	0	0
Sandy Day	355	37.69%	120	234	1	0	0
Total Votes Cast	942	100.00%	307	632	3	0	0
Overvotes	0		0	0	0	0	0
Undervotes	141		60	81	0	0	0
Contest Totals	1,083		367	713	3	0	0

Proposition A Farmersville ISD

Vote For 1

	TOTAL	VOTE %	Election Day	Early Voting	Ballot By Mail	Provisional Ballots	Limited Ballots
For	822	77.11%	267	552	3	0	0
Against	244	22.89%	94	150	0	0	0
Total Votes Cast	1,066	100.00%	361	702	3	0	0
Overvotes	0		0	0	0	0	0
Undervotes	17		6	11	0	0	0
Contest Totals	1,083		367	713	3	0	0

Trustee, Place 6 Frisco

Vote For 1

	TOTAL	VOTE %	Election Day	Early Voting	Ballot By Mail	Provisional Ballots	Limited Ballots
John Classe	5,878	100.00%	2,154	3,554	169	1	0
Total Votes Cast	5,878	100.00%	2,154	3,554	169	1	0
Overvotes	0		0	0	0	0	0
Undervotes	3,877		1,455	2,334	84	4	0
Contest Totals	9,755		3,609	5,888	253	5	0

Trustee, Place 7 Frisco

Vote For 1

	TOTAL	VOTE %	Election Day	Early Voting	Ballot By Mail	Provisional Ballots	Limited Ballots
Evelyn Brooks	3,284	41.20%	1,297	1,898	89	0	0
René Archambault	4,686	58.80%	1,653	2,904	127	2	0
Total Votes Cast	7,970	100.00%	2,950	4,802	216	2	0
Overvotes	0		0	0	0	0	0
Undervotes	1,785		659	1,086	37	3	0
Contest Totals	9,755		3,609	5,888	253	5	0

Summary Results Report
 City/School General and Special Elections
 May 1st, 2021

Final Results
 Combined Accumulated Totals
 Collin County

School District Board of Trustees, Place 1 McKinney District 1

Vote For 1

	TOTAL	VOTE %		Election Day	Early Voting	Ballot By Mail	Provisional Ballots	Limited Ballots
Maria McKinzie	710	44.94%		180	519	11	0	0
Larry Jagours	870	55.06%		210	631	29	0	0
Total Votes Cast	1,580	100.00%		390	1,150	40	0	0
Overvotes	0			0	0	0	0	0
Undervotes	509			164	337	8	0	0
Contest Totals	2,089			554	1,487	48	0	0

School District Board of Trustees, Place 2 McKinney District 2

Vote For 1

	TOTAL	VOTE %		Election Day	Early Voting	Ballot By Mail	Provisional Ballots	Limited Ballots
Philip Hassler	2,549	62.68%		489	2,020	40	0	0
Anthony Congine	1,518	37.32%		412	1,079	26	1	0
Total Votes Cast	4,067	100.00%		901	3,099	66	1	0
Overvotes	1			0	0	1	0	0
Undervotes	1,449			355	1,068	24	2	0
Contest Totals	5,517			1,256	4,167	91	3	0

School District Board of Trustees, Place 3 McKinney District 3

Vote For 1

	TOTAL	VOTE %		Election Day	Early Voting	Ballot By Mail	Provisional Ballots	Limited Ballots
Kathy Livezey	1,206	37.79%		248	934	23	1	0
Erwin Garcia	407	12.75%		109	289	8	1	0
Chad Green	1,578	49.45%		445	1,114	19	0	0
Total Votes Cast	3,191	100.00%		802	2,337	50	2	0
Overvotes	0			0	0	0	0	0
Undervotes	693			198	485	9	1	0
Contest Totals	3,884			1,000	2,822	59	3	0

School District Board Of Trustees, Place 7 McKinney

Vote For 1

	TOTAL	VOTE %		Election Day	Early Voting	Ballot By Mail	Provisional Ballots	Limited Ballots
Serena Ashcroft	4,757	27.75%		1,371	3,341	42	3	0
Joy Booth	3,705	21.61%		850	2,789	65	1	0
Harvey Oaxaca	8,274	48.26%		1,555	6,584	132	3	0
J.B. Franze	408	2.38%		138	264	6	0	0
Total Votes Cast	17,144	100.00%		3,914	12,978	245	7	0
Overvotes	2			0	0	2	0	0
Undervotes	2,784			817	1,918	48	1	0
Contest Totals	19,930			4,731	14,896	295	8	0

Summary Results Report
 City/School General and Special Elections
 May 1st, 2021

Final Results
 Combined Accumulated Totals
 Collin County

Proposition A McKinney ISD

Vote For 1

	TOTAL	VOTE %		Election Day	Early Voting	Ballot By Mail	Provisional Ballots	Limited Ballots
For	14,599	76.88%		3,022	11,373	199	5	0
Against	4,391	23.12%		1,394	2,923	73	1	0
Total Votes Cast	18,990	100.00%		4,416	14,296	272	6	0
Overvotes	0			0	0	0	0	0
Undervotes	940			315	600	23	2	0
Contest Totals	19,930			4,731	14,896	295	8	0

Proposition B McKinney ISD

Vote For 1

	TOTAL	VOTE %		Election Day	Early Voting	Ballot By Mail	Provisional Ballots	Limited Ballots
For	12,485	65.46%		2,466	9,838	178	3	0
Against	6,589	34.54%		1,995	4,497	94	3	0
Total Votes Cast	19,074	100.00%		4,461	14,335	272	6	0
Overvotes	0			0	0	0	0	0
Undervotes	856			270	561	23	2	0
Contest Totals	19,930			4,731	14,896	295	8	0

Proposition C McKinney ISD

Vote For 1

	TOTAL	VOTE %		Election Day	Early Voting	Ballot By Mail	Provisional Ballots	Limited Ballots
For	12,166	63.28%		2,407	9,593	163	3	0
Against	7,061	36.72%		2,090	4,849	118	4	0
Total Votes Cast	19,227	100.00%		4,497	14,442	281	7	0
Overvotes	0			0	0	0	0	0
Undervotes	703			234	454	14	1	0
Contest Totals	19,930			4,731	14,896	295	8	0

Proposition D McKinney ISD

Vote For 1

	TOTAL	VOTE %		Election Day	Early Voting	Ballot By Mail	Provisional Ballots	Limited Ballots
For	12,035	62.66%		2,354	9,515	163	3	0
Against	7,172	37.34%		2,137	4,915	117	3	0
Total Votes Cast	19,207	100.00%		4,491	14,430	280	6	0
Overvotes	0			0	0	0	0	0
Undervotes	723			240	466	15	2	0
Contest Totals	19,930			4,731	14,896	295	8	0

Summary Results Report
 City/School General and Special Elections
 May 1st, 2021

Final Results
 Combined Accumulated Totals
 Collin County

Trustee, Place 3 Melissa

Vote For 1

	TOTAL	VOTE %		Election Day	Early Voting	Ballot By Mail	Provisional Ballots	Limited Ballots
Rachel Taylor	503	34.03%		204	296	2	1	0
Jason Granger	697	47.16%		234	460	3	0	0
Kent Norwood	278	18.81%		129	147	2	0	0
Total Votes Cast	1,478	100.00%		567	903	7	1	0
Overvotes	0			0	0	0	0	0
Undervotes	134			61	72	1	0	0
Contest Totals	1,612			628	975	8	1	0

Trustee, Place 4 Melissa

Vote For 1

	TOTAL	VOTE %		Election Day	Early Voting	Ballot By Mail	Provisional Ballots	Limited Ballots
Jenifer Grace	543	37.42%		226	313	4	0	0
Russell Cox	908	62.58%		324	580	3	1	0
Total Votes Cast	1,451	100.00%		550	893	7	1	0
Overvotes	0			0	0	0	0	0
Undervotes	161			78	82	1	0	0
Contest Totals	1,612			628	975	8	1	0

Trustee, Place 5 Melissa

Vote For 1

	TOTAL	VOTE %		Election Day	Early Voting	Ballot By Mail	Provisional Ballots	Limited Ballots
Quentin Thomason	437	31.35%		196	240	1	0	0
Omar Landrum	957	68.65%		334	616	6	1	0
Total Votes Cast	1,394	100.00%		530	856	7	1	0
Overvotes	0			0	0	0	0	0
Undervotes	218			98	119	1	0	0
Contest Totals	1,612			628	975	8	1	0

Proposition A Melissa ISD

Vote For 1

	TOTAL	VOTE %		Election Day	Early Voting	Ballot By Mail	Provisional Ballots	Limited Ballots
For	1,257	79.81%		451	801	4	1	0
Against	318	20.19%		164	150	4	0	0
Total Votes Cast	1,575	100.00%		615	951	8	1	0
Overvotes	0			0	0	0	0	0
Undervotes	37			13	24	0	0	0
Contest Totals	1,612			628	975	8	1	0

Summary Results Report
 City/School General and Special Elections
 May 1st, 2021

Final Results
 Combined Accumulated Totals
 Collin County

Trustee, Place 1 Plano

Vote For 1

	TOTAL	VOTE %		Election Day	Early Voting	Ballot By Mail	Provisional Ballots	Limited Ballots
Lauren Tyra	19,921	62.00%		6,461	12,407	1,039	14	0
Shafik Ben Guesmia	1,504	4.68%		579	859	65	1	0
Semida Voicu	10,704	33.32%		3,606	6,784	309	5	0
Total Votes Cast	32,129	100.00%		10,646	20,050	1,413	20	0
Overvotes	2			0	0	2	0	0
Undervotes	6,624			2,238	4,053	327	5	1
Contest Totals	38,755			12,884	24,103	1,742	25	1

Trustee, Place 2 Plano

Vote For 1

	TOTAL	VOTE %		Election Day	Early Voting	Ballot By Mail	Provisional Ballots	Limited Ballots
Dayna Oscherwitz	13,780	42.93%		4,453	8,670	644	13	0
Ajkwaga Felli	1,511	4.71%		572	882	57	0	0
Angela Powell	16,805	52.36%		5,575	10,505	718	7	0
Total Votes Cast	32,096	100.00%		10,600	20,057	1,419	20	0
Overvotes	2			0	0	2	0	0
Undervotes	6,657			2,284	4,046	321	5	1
Contest Totals	38,755			12,884	24,103	1,742	25	1

Trustee, Place 3 Plano

Vote For 1

	TOTAL	VOTE %		Election Day	Early Voting	Ballot By Mail	Provisional Ballots	Limited Ballots
Nancy C. Humphrey	19,222	62.12%		6,257	11,944	1,007	14	0
Lynn Walling	11,722	37.88%		3,995	7,350	371	6	0
Total Votes Cast	30,944	100.00%		10,252	19,294	1,378	20	0
Overvotes	0			0	0	0	0	0
Undervotes	7,811			2,632	4,809	364	5	1
Contest Totals	38,755			12,884	24,103	1,742	25	1

Trustee, Place 6 Plano

Vote For 1

	TOTAL	VOTE %		Election Day	Early Voting	Ballot By Mail	Provisional Ballots	Limited Ballots
Marilyn Loughray	13,475	43.07%		4,612	8,424	434	5	0
Jeri Chambers	17,809	56.93%		5,679	11,160	955	15	0
Total Votes Cast	31,284	100.00%		10,291	19,584	1,389	20	0
Overvotes	0			0	0	0	0	0
Undervotes	7,471			2,593	4,519	353	5	1
Contest Totals	38,755			12,884	24,103	1,742	25	1

Summary Results Report
 City/School General and Special Elections
 May 1st, 2021

Final Results
 Combined Accumulated Totals
 Collin County

Trustee, Place 4 Prosper

Vote For 1

	TOTAL	VOTE %		Election Day	Early Voting	Ballot By Mail	Provisional Ballots	Limited Ballots
Bettye H. Okae	385	9.71%		118	263	4	0	0
Chianna Rodgers	594	14.97%		210	373	11	0	0
Pat Cochrane	1,042	26.27%		425	612	5	0	0
Alexander E. Cornwallis	185	4.66%		67	117	1	0	0
Bill Beavers	1,761	44.39%		569	1,183	9	0	0
Total Votes Cast	3,967	100.00%		1,389	2,548	30	0	0
Overvotes	0			0	0	0	0	0
Undervotes	543			202	331	10	0	0
Contest Totals	4,510			1,591	2,879	40	0	0

Trustee, Place 7 Prosper

Vote For 1

	TOTAL	VOTE %		Election Day	Early Voting	Ballot By Mail	Provisional Ballots	Limited Ballots
Drew Wilborn	2,434	63.32%		779	1,641	14	0	0
Kristin Meier	1,410	36.68%		547	847	16	0	0
Total Votes Cast	3,844	100.00%		1,326	2,488	30	0	0
Overvotes	0			0	0	0	0	0
Undervotes	666			265	391	10	0	0
Contest Totals	4,510			1,591	2,879	40	0	0

Trustee, Place 7 Collin County Community College

Vote For 1

	TOTAL	VOTE %		Election Day	Early Voting	Ballot By Mail	Provisional Ballots	Limited Ballots
Jim Orr	40,181	53.85%		13,165	26,013	984	19	0
Helen Chang	34,440	46.15%		11,264	21,927	1,229	20	0
Total Votes Cast	74,621	100.00%		24,429	47,940	2,213	39	0
Overvotes	0			0	0	0	0	0
Undervotes	19,881			6,181	13,196	493	11	0
Contest Totals	94,502			30,610	61,136	2,706	50	0

Trustee, Place 8 Collin County Community College

Vote For 1




	TOTAL	VOTE %		Election Day	Early Voting	Ballot By Mail	Provisional Ballots	Limited Ballots
Misty Irby	34,341	47.35%		11,164	21,998	1,161	18	0
Bob Collins	38,179	52.65%		12,570	24,568	1,023	18	0
Total Votes Cast	72,520	100.00%		23,734	46,566	2,184	36	0
Overvotes	0			0	0	0	0	0
Undervotes	21,982			6,876	14,570	522	14	0
Contest Totals	94,502			30,610	61,136	2,706	50	0

Summary Results Report
 City/School General and Special Elections
 May 1st, 2021

Final Results
 Combined Accumulated Totals
 Collin County





Trustee, Place 9 Collin County Community College

Vote For 1

	TOTAL	VOTE %		Election Day	Early Voting	Ballot By Mail	Provisional Ballots	Limited Ballots
Andy Hardin	45,454	64.11%		14,709	29,464	1,259	22	0
Jacoby Stewart Sr.	25,451	35.89%		8,465	16,099	871	16	0
Total Votes Cast	70,905	100.00%		23,174	45,563	2,130	38	0
Overvotes	2			0	0	2	0	0
Undervotes	23,595			7,436	15,573	574	12	0
Contest Totals	94,502			30,610	61,136	2,706	50	0




Board of Directors Bear Creek Special Utility

Vote For 2

	TOTAL	VOTE %		Election Day	Early Voting	Ballot By Mail	Provisional Ballots	Limited Ballots
Bryan Block	84	21.99%		38	46	0	0	0
Colby McClendon	139	36.39%		51	87	1	0	0
Leon Marshall	159	41.62%		86	72	1	0	0
Total Votes Cast	382	100.00%		175	205	2	0	0
Overvotes	0			0	0	0	0	0
Undervotes	232			125	107	0	0	0
Contest Totals	614			300	312	2	0	0




Proposition A East Fork Fresh Water Supply

Vote For 1

	TOTAL	VOTE %		Election Day	Early Voting	Ballot By Mail	Provisional Ballots	Limited Ballots
For	1	100.00%		0	1	0	0	0
Against	0	0.00%		0	0	0	0	0
Total Votes Cast	1	100.00%		0	1	0	0	0
Overvotes	0			0	0	0	0	0
Undervotes	0			0	0	0	0	0
Contest Totals	1			0	1	0	0	0

Proposition B East Fork Fresh Water Supply

Vote For 1




	TOTAL	VOTE %		Election Day	Early Voting	Ballot By Mail	Provisional Ballots	Limited Ballots
For	1	100.00%		0	1	0	0	0
Against	0	0.00%		0	0	0	0	0
Total Votes Cast	1	100.00%		0	1	0	0	0
Overvotes	0			0	0	0	0	0
Undervotes	0			0	0	0	0	0
Contest Totals	1			0	1	0	0	0

Summary Results Report
 City/School General and Special Elections
 May 1st, 2021

Final Results
 Combined Accumulated Totals
 Collin County




Proposition C East Fork Fresh Water Supply

Vote For 1

	TOTAL	VOTE %		Election Day	Early Voting	Ballot By Mail	Provisional Ballots	Limited Ballots
For	1	100.00%		0	1	0	0	0
Against	0	0.00%		0	0	0	0	0
Total Votes Cast	1	100.00%		0	1	0	0	0
Overvotes	0			0	0	0	0	0
Undervotes	0			0	0	0	0	0
Contest Totals	1			0	1	0	0	0




Proposition D East Fork Fresh Water Supply

Vote For 1

	TOTAL	VOTE %		Election Day	Early Voting	Ballot By Mail	Provisional Ballots	Limited Ballots
For	1	100.00%		0	1	0	0	0
Against	0	0.00%		0	0	0	0	0
Total Votes Cast	1	100.00%		0	1	0	0	0
Overvotes	0			0	0	0	0	0
Undervotes	0			0	0	0	0	0
Contest Totals	1			0	1	0	0	0




Proposition E East Fork Fresh Water Supply

Vote For 1

	TOTAL	VOTE %		Election Day	Early Voting	Ballot By Mail	Provisional Ballots	Limited Ballots
For	1	100.00%		0	1	0	0	0
Against	0	0.00%		0	0	0	0	0
Total Votes Cast	1	100.00%		0	1	0	0	0
Overvotes	0			0	0	0	0	0
Undervotes	0			0	0	0	0	0
Contest Totals	1			0	1	0	0	0




Proposition F East Fork Fresh Water Supply

Vote For 1

	TOTAL	VOTE %		Election Day	Early Voting	Ballot By Mail	Provisional Ballots	Limited Ballots
For	1	100.00%		0	1	0	0	0
Against	0	0.00%		0	0	0	0	0
Total Votes Cast	1	100.00%		0	1	0	0	0
Overvotes	0			0	0	0	0	0
Undervotes	0			0	0	0	0	0
Contest Totals	1			0	1	0	0	0




Proposition G East Fork Fresh Water Supply

Vote For 1

	TOTAL	VOTE %		Election Day	Early Voting	Ballot By Mail	Provisional Ballots	Limited Ballots
For	1	100.00%		0	1	0	0	0
Against	0	0.00%		0	0	0	0	0
Total Votes Cast	1	100.00%		0	1	0	0	0
Overvotes	0			0	0	0	0	0
Undervotes	0			0	0	0	0	0
Contest Totals	1			0	1	0	0	0

Proposition H East Fork Fresh Water Supply

Vote For 1

	TOTAL	VOTE %		Election Day	Early Voting	Ballot By Mail	Provisional Ballots	Limited Ballots
For	1	100.00%		0	1	0	0	0
Against	0	0.00%		0	0	0	0	0
Total Votes Cast	1	100.00%		0	1	0	0	0
Overvotes	0			0	0	0	0	0
Undervotes	0			0	0	0	0	0
Contest Totals	1			0	1	0	0	0