

Summary Results Report
May 1st, 2021 City/School General and Special
Elections
May 1st, 2021

Final Results
SOVC
Collin County

001

Statistics

	TOTAL	Election Day	Early Voting	Ballot By Mail	Provisional Ballots	Limited Ballots
Registered Voters - Total	2,561					
Ballots Cast - Total	792	200	571	21	0	0
Voter Turnout - Total	30.93%					

Mayor McKinney

Vote For 1

	TOTAL	VOTE %		Election Day	Early Voting	Ballot By Mail	Provisional Ballots	Limited Ballots
Jimmy R. Stewart	9	1.14%	<div><div></div></div>	2	7	0	0	0
George Fuller	531	67.56%	<div><div></div></div>	107	408	16	0	0
Tom Meredith	246	31.30%	<div><div></div></div>	90	151	5	0	0
Total Votes Cast	786	100.00%	<div><div></div></div>	199	566	21	0	0
Overvotes	0			0	0	0	0	0
Undervotes	6			1	5	0	0	0
Contest Totals	792			200	571	21	0	0

Council Member, District No. 3 McKinney District 3

Vote For 1

	TOTAL	VOTE %		Election Day	Early Voting	Ballot By Mail	Provisional Ballots	Limited Ballots
Vicente Torres	249	35.42%	<div><div></div></div>	84	161	4	0	0
Gere' Feltus	454	64.58%	<div><div></div></div>	89	349	16	0	0
Total Votes Cast	703	100.00%	<div><div></div></div>	173	510	20	0	0
Overvotes	0			0	0	0	0	0
Undervotes	89			27	61	1	0	0
Contest Totals	792			200	571	21	0	0

City Council At Large McKinney

Vote For 1

	TOTAL	VOTE %		Election Day	Early Voting	Ballot By Mail	Provisional Ballots	Limited Ballots
Brian J. Magnuson	220	31.79%	<div><div></div></div>	76	140	4	0	0
Charlie Philips	472	68.21%	<div><div></div></div>	91	365	16	0	0
Total Votes Cast	692	100.00%	<div><div></div></div>	167	505	20	0	0
Overvotes	0			0	0	0	0	0
Undervotes	100			33	66	1	0	0
Contest Totals	792			200	571	21	0	0

School District Board of Trustees, Place 1 McKinney District 1

Vote For 1

	TOTAL	VOTE %		Election Day	Early Voting	Ballot By Mail	Provisional Ballots	Limited Ballots
Maria McKinzie	236	39.93%	<div><div></div></div>	47	185	4	0	0
Larry Jagours	355	60.07%	<div><div></div></div>	84	257	14	0	0
Total Votes Cast	591	100.00%	<div><div></div></div>	131	442	18	0	0
Overvotes	0			0	0	0	0	0
Undervotes	201			69	129	3	0	0
Contest Totals	792			200	571	21	0	0

Summary Results Report
May 1st, 2021 City/School General and Special
Elections
May 1st, 2021

Final Results
SOVC
Collin County

001

School District Board Of Trustees, Place 7 McKinney

Vote For 1

	TOTAL	VOTE %		Election Day	Early Voting	Ballot By Mail	Provision al Ballots	Limited Ballots
Serena Ashcroft	133	18.84%	<div><div></div></div>	50	81	2	0	0
Joy Booth	78	11.05%	<div><div></div></div>	22	55	1	0	0
Harvey Oaxaca	483	68.41%	<div><div></div></div>	95	371	17	0	0
J.B. Franze	12	1.70%	<div><div></div></div>	4	8	0	0	0
Total Votes Cast	706	100.00%	<div><div></div></div>	171	515	20	0	0
Overvotes	0			0	0	0	0	0
Undervotes	86			29	56	1	0	0
Contest Totals	792			200	571	21	0	0

Proposition A McKinney ISD

Vote For 1

	TOTAL	VOTE %		Election Day	Early Voting	Ballot By Mail	Provision al Ballots	Limited Ballots
For	525	70.38%	<div><div></div></div>	111	399	15	0	0
Against	221	29.62%	<div><div></div></div>	75	142	4	0	0
Total Votes Cast	746	100.00%	<div><div></div></div>	186	541	19	0	0
Overvotes	0			0	0	0	0	0
Undervotes	46			14	30	2	0	0
Contest Totals	792			200	571	21	0	0

Proposition B McKinney ISD

Vote For 1

	TOTAL	VOTE %		Election Day	Early Voting	Ballot By Mail	Provision al Ballots	Limited Ballots
For	451	59.97%	<div><div></div></div>	84	353	14	0	0
Against	301	40.03%	<div><div></div></div>	107	189	5	0	0
Total Votes Cast	752	100.00%	<div><div></div></div>	191	542	19	0	0
Overvotes	0			0	0	0	0	0
Undervotes	40			9	29	2	0	0
Contest Totals	792			200	571	21	0	0

Proposition C McKinney ISD

Vote For 1

	TOTAL	VOTE %		Election Day	Early Voting	Ballot By Mail	Provision al Ballots	Limited Ballots
For	443	58.14%	<div><div></div></div>	85	344	14	0	0
Against	319	41.86%	<div><div></div></div>	107	206	6	0	0
Total Votes Cast	762	100.00%	<div><div></div></div>	192	550	20	0	0
Overvotes	0			0	0	0	0	0
Undervotes	30			8	21	1	0	0
Contest Totals	792			200	571	21	0	0

Summary Results Report
May 1st, 2021 City/School General and Special
Elections
May 1st, 2021

Final Results
SOVC
Collin County

001

Proposition D McKinney ISD

Vote For 1

	TOTAL	VOTE %		Election Day	Early Voting	Ballot By Mail	Provision al Ballots	Limited Ballots
For	440	57.89%	<div><div></div></div>	88	338	14	0	0
Against	320	42.11%	<div><div></div></div>	104	210	6	0	0
Total Votes Cast	760	100.00%	<div><div></div></div>	192	548	20	0	0
Overvotes	0			0	0	0	0	0
Undervotes	32			8	23	1	0	0
Contest Totals	792			200	571	21	0	0

Trustee, Place 7 Collin County Community College

Vote For 1

	TOTAL	VOTE %		Election Day	Early Voting	Ballot By Mail	Provision al Ballots	Limited Ballots
Jim Orr	276	48.85%	<div><div></div></div>	79	194	3	0	0
Helen Chang	289	51.15%	<div><div></div></div>	55	221	13	0	0
Total Votes Cast	565	100.00%	<div><div></div></div>	134	415	16	0	0
Overvotes	0			0	0	0	0	0
Undervotes	227			66	156	5	0	0
Contest Totals	792			200	571	21	0	0

Trustee, Place 8 Collin County Community College

Vote For 1

	TOTAL	VOTE %		Election Day	Early Voting	Ballot By Mail	Provision al Ballots	Limited Ballots
Misty Irby	304	56.19%	<div><div></div></div>	62	230	12	0	0
Bob Collins	237	43.81%	<div><div></div></div>	65	167	5	0	0
Total Votes Cast	541	100.00%	<div><div></div></div>	127	397	17	0	0
Overvotes	0			0	0	0	0	0
Undervotes	251			73	174	4	0	0
Contest Totals	792			200	571	21	0	0

Trustee, Place 9 Collin County Community College

Vote For 1

	TOTAL	VOTE %		Election Day	Early Voting	Ballot By Mail	Provision al Ballots	Limited Ballots
Andy Hardin	362	66.54%	<div><div></div></div>	91	266	5	0	0
Jacoby Stewart Sr.	182	33.46%	<div><div></div></div>	34	137	11	0	0
Total Votes Cast	544	100.00%	<div><div></div></div>	125	403	16	0	0
Overvotes	0			0	0	0	0	0
Undervotes	248			75	168	5	0	0
Contest Totals	792			200	571	21	0	0

Summary Results Report
May 1st, 2021 City/School General and Special
Elections
May 1st, 2021

Final Results
SOVC
Collin County

002

Statistics

	TOTAL	Election Day	Early Voting	Ballot By Mail	Provision al Ballots	Limited Ballots
Registered Voters - Total	4,153					
Ballots Cast - Total	729	203	508	18	0	0
Voter Turnout - Total	17.55%					

Mayor McKinney

Vote For 1

	TOTAL	VOTE %		Election Day	Early Voting	Ballot By Mail	Provision al Ballots	Limited Ballots
Jimmy R. Stewart	16	2.23%	<div><div></div></div>	3	13	0	0	0
George Fuller	488	67.87%	<div><div></div></div>	128	346	14	0	0
Tom Meredith	215	29.90%	<div><div></div></div>	68	143	4	0	0
Total Votes Cast	719	100.00%	<div><div></div></div>	199	502	18	0	0
Overvotes	0			0	0	0	0	0
Undervotes	10			4	6	0	0	0
Contest Totals	729			203	508	18	0	0

Council Member, District No. 1 McKinney District 1

Vote For 1

	TOTAL	VOTE %		Election Day	Early Voting	Ballot By Mail	Provision al Ballots	Limited Ballots
Cris Treviño	102	15.20%	<div><div></div></div>	21	80	1	0	0
Johnny Moore	38	5.66%	<div><div></div></div>	11	26	1	0	0
Stan Penn	244	36.36%	<div><div></div></div>	80	159	5	0	0
Justin Beller	287	42.77%	<div><div></div></div>	70	206	11	0	0
Total Votes Cast	671	100.00%	<div><div></div></div>	182	471	18	0	0
Overvotes	0			0	0	0	0	0
Undervotes	58			21	37	0	0	0
Contest Totals	729			203	508	18	0	0

City Council At Large McKinney

Vote For 1

	TOTAL	VOTE %		Election Day	Early Voting	Ballot By Mail	Provision al Ballots	Limited Ballots
Brian J. Magnuson	222	35.81%	<div><div></div></div>	67	151	4	0	0
Charlie Philips	398	64.19%	<div><div></div></div>	100	284	14	0	0
Total Votes Cast	620	100.00%	<div><div></div></div>	167	435	18	0	0
Overvotes	0			0	0	0	0	0
Undervotes	109			36	73	0	0	0
Contest Totals	729			203	508	18	0	0

Summary Results Report
May 1st, 2021 City/School General and Special
Elections
May 1st, 2021

Final Results
SOVC
Collin County

002

School District Board of Trustees, Place 1 McKinney District 1

Vote For 1

	TOTAL	VOTE %		Election Day	Early Voting	Ballot By Mail	Provision al Ballots	Limited Ballots
Maria McKinzie	266	50.86%	<div><div></div></div>	75	188	3	0	0
Larry Jagours	257	49.14%	<div><div></div></div>	67	180	10	0	0
Total Votes Cast	523	100.00%	<div><div></div></div>	142	368	13	0	0
Overvotes	0			0	0	0	0	0
Undervotes	166			48	113	5	0	0
Contest Totals	689			190	481	18	0	0

School District Board Of Trustees, Place 7 McKinney

Vote For 1

	TOTAL	VOTE %		Election Day	Early Voting	Ballot By Mail	Provision al Ballots	Limited Ballots
Serena Ashcroft	157	25.57%	<div><div></div></div>	50	104	3	0	0
Joy Booth	127	20.68%	<div><div></div></div>	38	87	2	0	0
Harvey Oaxaca	309	50.33%	<div><div></div></div>	72	227	10	0	0
J.B. Franze	21	3.42%	<div><div></div></div>	10	11	0	0	0
Total Votes Cast	614	100.00%	<div><div></div></div>	170	429	15	0	0
Overvotes	0			0	0	0	0	0
Undervotes	115			33	79	3	0	0
Contest Totals	729			203	508	18	0	0

Proposition A McKinney ISD

Vote For 1

	TOTAL	VOTE %		Election Day	Early Voting	Ballot By Mail	Provision al Ballots	Limited Ballots
For	476	68.69%	<div><div></div></div>	120	345	11	0	0
Against	217	31.31%	<div><div></div></div>	72	140	5	0	0
Total Votes Cast	693	100.00%	<div><div></div></div>	192	485	16	0	0
Overvotes	0			0	0	0	0	0
Undervotes	36			11	23	2	0	0
Contest Totals	729			203	508	18	0	0

Proposition B McKinney ISD

Vote For 1

	TOTAL	VOTE %		Election Day	Early Voting	Ballot By Mail	Provision al Ballots	Limited Ballots
For	408	58.37%	<div><div></div></div>	103	294	11	0	0
Against	291	41.63%	<div><div></div></div>	92	193	6	0	0
Total Votes Cast	699	100.00%	<div><div></div></div>	195	487	17	0	0
Overvotes	0			0	0	0	0	0
Undervotes	30			8	21	1	0	0
Contest Totals	729			203	508	18	0	0

Summary Results Report
May 1st, 2021 City/School General and Special
Elections
May 1st, 2021

Final Results
SOVC
Collin County

002

Proposition C McKinney ISD

Vote For 1

	TOTAL	VOTE %		Election Day	Early Voting	Ballot By Mail	Provision al Ballots	Limited Ballots
For	406	57.26%	<div><div></div></div>	110	286	10	0	0
Against	303	42.74%	<div><div></div></div>	87	209	7	0	0
Total Votes Cast	709	100.00%	<div><div></div></div>	197	495	17	0	0
Overvotes	0			0	0	0	0	0
Undervotes	20			6	13	1	0	0
Contest Totals	729			203	508	18	0	0

Proposition D McKinney ISD

Vote For 1

	TOTAL	VOTE %		Election Day	Early Voting	Ballot By Mail	Provision al Ballots	Limited Ballots
For	405	57.20%	<div><div></div></div>	99	294	12	0	0
Against	303	42.80%	<div><div></div></div>	97	201	5	0	0
Total Votes Cast	708	100.00%	<div><div></div></div>	196	495	17	0	0
Overvotes	0			0	0	0	0	0
Undervotes	21			7	13	1	0	0
Contest Totals	729			203	508	18	0	0

Trustee, Place 7 Collin County Community College

Vote For 1

	TOTAL	VOTE %		Election Day	Early Voting	Ballot By Mail	Provision al Ballots	Limited Ballots
Jim Orr	276	50.46%	<div><div></div></div>	80	191	5	0	0
Helen Chang	271	49.54%	<div><div></div></div>	78	184	9	0	0
Total Votes Cast	547	100.00%	<div><div></div></div>	158	375	14	0	0
Overvotes	0			0	0	0	0	0
Undervotes	182			45	133	4	0	0
Contest Totals	729			203	508	18	0	0

Trustee, Place 8 Collin County Community College

Vote For 1

	TOTAL	VOTE %		Election Day	Early Voting	Ballot By Mail	Provision al Ballots	Limited Ballots
Misty Irby	271	50.84%	<div><div></div></div>	69	195	7	0	0
Bob Collins	262	49.16%	<div><div></div></div>	84	171	7	0	0
Total Votes Cast	533	100.00%	<div><div></div></div>	153	366	14	0	0
Overvotes	0			0	0	0	0	0
Undervotes	196			50	142	4	0	0
Contest Totals	729			203	508	18	0	0

Summary Results Report
 May 1st, 2021 City/School General and Special
 Elections
 May 1st, 2021

Final Results
 SOVC
 Collin County

002

Trustee, Place 9 Collin County Community College

Vote For 1

	TOTAL	VOTE %		Election Day	Early Voting	Ballot By Mail	Provision al Ballots	Limited Ballots
Andy Hardin	343	65.83%	<div><div></div></div>	99	235	9	0	0
Jacoby Stewart Sr.	178	34.17%	<div><div></div></div>	51	122	5	0	0
Total Votes Cast	521	100.00%	<div><div></div></div>	150	357	14	0	0
Overvotes	0			0	0	0	0	0
Undervotes	208			53	151	4	0	0
Contest Totals	729			203	508	18	0	0

Summary Results Report
May 1st, 2021 City/School General and Special
Elections
May 1st, 2021

Final Results
SOVC
Collin County

003

Statistics

	TOTAL	Election Day	Early Voting	Ballot By Mail	Provisional Ballots	Limited Ballots
Registered Voters - Total	2,639					
Ballots Cast - Total	333	108	222	3	0	0
Voter Turnout - Total	12.62%					

Mayor McKinney

Vote For 1

	TOTAL	VOTE %		Election Day	Early Voting	Ballot By Mail	Provisional Ballots	Limited Ballots
Jimmy R. Stewart	13	4.13%	<div><div></div></div>	5	8	0	0	0
George Fuller	249	79.05%	<div><div></div></div>	80	166	3	0	0
Tom Meredith	53	16.83%	<div><div></div></div>	16	37	0	0	0
Total Votes Cast	315	100.00%	<div><div></div></div>	101	211	3	0	0
Overvotes	0			0	0	0	0	0
Undervotes	18			7	11	0	0	0
Contest Totals	333			108	222	3	0	0

Council Member, District No. 1 McKinney District 1

Vote For 1

	TOTAL	VOTE %		Election Day	Early Voting	Ballot By Mail	Provisional Ballots	Limited Ballots
Cris Treviño	84	27.45%	<div><div></div></div>	32	51	1	0	0
Johnny Moore	11	3.59%	<div><div></div></div>	3	8	0	0	0
Stan Penn	51	16.67%	<div><div></div></div>	18	33	0	0	0
Justin Beller	160	52.29%	<div><div></div></div>	49	109	2	0	0
Total Votes Cast	306	100.00%	<div><div></div></div>	102	201	3	0	0
Overvotes	0			0	0	0	0	0
Undervotes	27			6	21	0	0	0
Contest Totals	333			108	222	3	0	0

City Council At Large McKinney

Vote For 1

	TOTAL	VOTE %		Election Day	Early Voting	Ballot By Mail	Provisional Ballots	Limited Ballots
Brian J. Magnuson	77	31.17%	<div><div></div></div>	25	51	1	0	0
Charlie Philips	170	68.83%	<div><div></div></div>	49	120	1	0	0
Total Votes Cast	247	100.00%	<div><div></div></div>	74	171	2	0	0
Overvotes	0			0	0	0	0	0
Undervotes	86			34	51	1	0	0
Contest Totals	333			108	222	3	0	0

Summary Results Report
May 1st, 2021 City/School General and Special
Elections
May 1st, 2021

Final Results
SOVC
Collin County

003

School District Board of Trustees, Place 1 McKinney District 1

Vote For 1

	TOTAL	VOTE %		Election Day	Early Voting	Ballot By Mail	Provisional Ballots	Limited Ballots
Maria McKinzie	117	43.98%	<div><div></div></div>	41	75	1	0	0
Larry Jagours	149	56.02%	<div><div></div></div>	42	105	2	0	0
Total Votes Cast	266	100.00%	<div><div></div></div>	83	180	3	0	0
Overvotes	0			0	0	0	0	0
Undervotes	63			22	41	0	0	0
Contest Totals	329			105	221	3	0	0

School District Board Of Trustees, Place 7 McKinney

Vote For 1

	TOTAL	VOTE %		Election Day	Early Voting	Ballot By Mail	Provisional Ballots	Limited Ballots
Serena Ashcroft	54	19.29%	<div><div></div></div>	20	34	0	0	0
Joy Booth	40	14.29%	<div><div></div></div>	16	23	1	0	0
Harvey Oaxaca	177	63.21%	<div><div></div></div>	45	131	1	0	0
J.B. Franze	9	3.21%	<div><div></div></div>	5	4	0	0	0
Total Votes Cast	280	100.00%	<div><div></div></div>	86	192	2	0	0
Overvotes	0			0	0	0	0	0
Undervotes	53			22	30	1	0	0
Contest Totals	333			108	222	3	0	0

Proposition A McKinney ISD

Vote For 1

	TOTAL	VOTE %		Election Day	Early Voting	Ballot By Mail	Provisional Ballots	Limited Ballots
For	228	76.51%	<div><div></div></div>	72	154	2	0	0
Against	70	23.49%	<div><div></div></div>	17	53	0	0	0
Total Votes Cast	298	100.00%	<div><div></div></div>	89	207	2	0	0
Overvotes	0			0	0	0	0	0
Undervotes	35			19	15	1	0	0
Contest Totals	333			108	222	3	0	0

Proposition B McKinney ISD

Vote For 1

	TOTAL	VOTE %		Election Day	Early Voting	Ballot By Mail	Provisional Ballots	Limited Ballots
For	198	66.22%	<div><div></div></div>	62	134	2	0	0
Against	101	33.78%	<div><div></div></div>	27	73	1	0	0
Total Votes Cast	299	100.00%	<div><div></div></div>	89	207	3	0	0
Overvotes	0			0	0	0	0	0
Undervotes	34			19	15	0	0	0
Contest Totals	333			108	222	3	0	0

Summary Results Report
May 1st, 2021 City/School General and Special
Elections
May 1st, 2021

Final Results
SOVC
Collin County

003

Proposition C McKinney ISD

Vote For 1

	TOTAL	VOTE %		Election Day	Early Voting	Ballot By Mail	Provision al Ballots	Limited Ballots
For	207	67.65%	<div><div></div></div>	71	133	3	0	0
Against	99	32.35%	<div><div></div></div>	19	80	0	0	0
Total Votes Cast	306	100.00%	<div><div></div></div>	90	213	3	0	0
Overvotes	0			0	0	0	0	0
Undervotes	27			18	9	0	0	0
Contest Totals	333			108	222	3	0	0

Proposition D McKinney ISD

Vote For 1

	TOTAL	VOTE %		Election Day	Early Voting	Ballot By Mail	Provision al Ballots	Limited Ballots
For	192	63.16%	<div><div></div></div>	61	128	3	0	0
Against	112	36.84%	<div><div></div></div>	29	83	0	0	0
Total Votes Cast	304	100.00%	<div><div></div></div>	90	211	3	0	0
Overvotes	0			0	0	0	0	0
Undervotes	29			18	11	0	0	0
Contest Totals	333			108	222	3	0	0

Trustee, Place 7 Collin County Community College

Vote For 1

	TOTAL	VOTE %		Election Day	Early Voting	Ballot By Mail	Provision al Ballots	Limited Ballots
Jim Orr	91	41.55%	<div><div></div></div>	31	60	0	0	0
Helen Chang	128	58.45%	<div><div></div></div>	38	87	3	0	0
Total Votes Cast	219	100.00%	<div><div></div></div>	69	147	3	0	0
Overvotes	0			0	0	0	0	0
Undervotes	114			39	75	0	0	0
Contest Totals	333			108	222	3	0	0

Trustee, Place 8 Collin County Community College

Vote For 1

	TOTAL	VOTE %		Election Day	Early Voting	Ballot By Mail	Provision al Ballots	Limited Ballots
Misty Irby	143	64.41%	<div><div></div></div>	43	99	1	0	0
Bob Collins	79	35.59%	<div><div></div></div>	27	50	2	0	0
Total Votes Cast	222	100.00%	<div><div></div></div>	70	149	3	0	0
Overvotes	0			0	0	0	0	0
Undervotes	111			38	73	0	0	0
Contest Totals	333			108	222	3	0	0

Summary Results Report
 May 1st, 2021 City/School General and Special
 Elections
 May 1st, 2021

Final Results
 SOVC
 Collin County

003

Trustee, Place 9 Collin County Community College

Vote For 1

	TOTAL	VOTE %		Election Day	Early Voting	Ballot By Mail	Provision al Ballots	Limited Ballots
Andy Hardin	137	63.13%	<div><div></div></div>	41	96	0	0	0
Jacoby Stewart Sr.	80	36.87%	<div><div></div></div>	25	53	2	0	0
Total Votes Cast	217	100.00%	<div><div></div></div>	66	149	2	0	0
Overvotes	0			0	0	0	0	0
Undervotes	116			42	73	1	0	0
Contest Totals	333			108	222	3	0	0

Summary Results Report
May 1st, 2021 City/School General and Special
Elections
May 1st, 2021

Final Results
SOVC
Collin County

004

Statistics

	TOTAL	Election Day	Early Voting	Ballot By Mail	Provisional Ballots	Limited Ballots
Registered Voters - Total	2,508					
Ballots Cast - Total	346	102	238	6	0	0
Voter Turnout - Total	13.80%					

Mayor McKinney

Vote For 1

	TOTAL	VOTE %		Election Day	Early Voting	Ballot By Mail	Provisional Ballots	Limited Ballots
Jimmy R. Stewart	6	5.50%	<div><div></div></div>	3	1	2	0	0
George Fuller	64	58.72%	<div><div></div></div>	22	42	0	0	0
Tom Meredith	39	35.78%	<div><div></div></div>	18	21	0	0	0
Total Votes Cast	109	100.00%	<div><div></div></div>	43	64	2	0	0
Overvotes	0			0	0	0	0	0
Undervotes	2			1	0	1	0	0
Contest Totals	111			44	64	3	0	0

Council Member, District No. 1 McKinney District 1

Vote For 1

	TOTAL	VOTE %		Election Day	Early Voting	Ballot By Mail	Provisional Ballots	Limited Ballots
Cris Treviño	12	13.33%	<div><div></div></div>	2	9	1	0	0
Johnny Moore	15	16.67%	<div><div></div></div>	8	7	0	0	0
Stan Penn	33	36.67%	<div><div></div></div>	14	19	0	0	0
Justin Beller	30	33.33%	<div><div></div></div>	9	21	0	0	0
Total Votes Cast	90	100.00%	<div><div></div></div>	33	56	1	0	0
Overvotes	0			0	0	0	0	0
Undervotes	21			11	8	2	0	0
Contest Totals	111			44	64	3	0	0

City Council At Large McKinney

Vote For 1

	TOTAL	VOTE %		Election Day	Early Voting	Ballot By Mail	Provisional Ballots	Limited Ballots
Brian J. Magnuson	40	50.63%	<div><div></div></div>	17	23	0	0	0
Charlie Philips	39	49.37%	<div><div></div></div>	13	26	0	0	0
Total Votes Cast	79	100.00%	<div><div></div></div>	30	49	0	0	0
Overvotes	0			0	0	0	0	0
Undervotes	32			14	15	3	0	0
Contest Totals	111			44	64	3	0	0

Summary Results Report
May 1st, 2021 City/School General and Special
Elections
May 1st, 2021

Final Results
SOVC
Collin County

004

Local Option Election Proposition A Town of New Hope

Vote For 1

	TOTAL	VOTE %		Election Day	Early Voting	Ballot By Mail	Provisional Ballots	Limited Ballots
For	35	59.32%	<div><div></div></div>	7	28	0	0	0
Against	24	40.68%	<div><div></div></div>	5	18	1	0	0
Total Votes Cast	59	100.00%	<div><div></div></div>	12	46	1	0	0
Overvotes	0			0	0	0	0	0
Undervotes	3			0	3	0	0	0
Contest Totals	62			12	49	1	0	0

School District Board Of Trustees, Place 7 McKinney

Vote For 1

	TOTAL	VOTE %		Election Day	Early Voting	Ballot By Mail	Provisional Ballots	Limited Ballots
Serena Ashcroft	26	23.21%	<div><div></div></div>	4	22	0	0	0
Joy Booth	26	23.21%	<div><div></div></div>	4	22	0	0	0
Harvey Oaxaca	54	48.21%	<div><div></div></div>	11	42	1	0	0
J.B. Franze	6	5.36%	<div><div></div></div>	3	3	0	0	0
Total Votes Cast	112	100.00%	<div><div></div></div>	22	89	1	0	0
Overvotes	0			0	0	0	0	0
Undervotes	22			9	13	0	0	0
Contest Totals	134			31	102	1	0	0

Proposition A McKinney ISD

Vote For 1

	TOTAL	VOTE %		Election Day	Early Voting	Ballot By Mail	Provisional Ballots	Limited Ballots
For	81	61.83%	<div><div></div></div>	18	63	0	0	0
Against	50	38.17%	<div><div></div></div>	11	38	1	0	0
Total Votes Cast	131	100.00%	<div><div></div></div>	29	101	1	0	0
Overvotes	0			0	0	0	0	0
Undervotes	3			2	1	0	0	0
Contest Totals	134			31	102	1	0	0

Proposition B McKinney ISD

Vote For 1

	TOTAL	VOTE %		Election Day	Early Voting	Ballot By Mail	Provisional Ballots	Limited Ballots
For	70	54.69%	<div><div></div></div>	13	57	0	0	0
Against	58	45.31%	<div><div></div></div>	15	42	1	0	0
Total Votes Cast	128	100.00%	<div><div></div></div>	28	99	1	0	0
Overvotes	0			0	0	0	0	0
Undervotes	6			3	3	0	0	0
Contest Totals	134			31	102	1	0	0

Summary Results Report
May 1st, 2021 City/School General and Special
Elections
May 1st, 2021

Final Results
SOVC
Collin County

004

Proposition C McKinney ISD

Vote For 1

	TOTAL	VOTE %		Election Day	Early Voting	Ballot By Mail	Provision al Ballots	Limited Ballots
For	68	52.31%	<div><div></div></div>	16	52	0	0	0
Against	62	47.69%	<div><div></div></div>	13	48	1	0	0
Total Votes Cast	130	100.00%	<div><div></div></div>	29	100	1	0	0
Overvotes	0			0	0	0	0	0
Undervotes	4			2	2	0	0	0
Contest Totals	134			31	102	1	0	0

Proposition D McKinney ISD

Vote For 1

	TOTAL	VOTE %		Election Day	Early Voting	Ballot By Mail	Provision al Ballots	Limited Ballots
For	69	53.08%	<div><div></div></div>	17	52	0	0	0
Against	61	46.92%	<div><div></div></div>	13	47	1	0	0
Total Votes Cast	130	100.00%	<div><div></div></div>	30	99	1	0	0
Overvotes	0			0	0	0	0	0
Undervotes	4			1	3	0	0	0
Contest Totals	134			31	102	1	0	0

Trustee, Place 3 Melissa

Vote For 1

	TOTAL	VOTE %		Election Day	Early Voting	Ballot By Mail	Provision al Ballots	Limited Ballots
Rachel Taylor	59	35.54%	<div><div></div></div>	19	38	2	0	0
Jason Granger	78	46.99%	<div><div></div></div>	21	55	2	0	0
Kent Norwood	29	17.47%	<div><div></div></div>	11	18	0	0	0
Total Votes Cast	166	100.00%	<div><div></div></div>	51	111	4	0	0
Overvotes	0			0	0	0	0	0
Undervotes	45			20	24	1	0	0
Contest Totals	211			71	135	5	0	0

Trustee, Place 4 Melissa

Vote For 1

	TOTAL	VOTE %		Election Day	Early Voting	Ballot By Mail	Provision al Ballots	Limited Ballots
Jenifer Grace	62	40.26%	<div><div></div></div>	21	39	2	0	0
Russell Cox	92	59.74%	<div><div></div></div>	25	65	2	0	0
Total Votes Cast	154	100.00%	<div><div></div></div>	46	104	4	0	0
Overvotes	0			0	0	0	0	0
Undervotes	57			25	31	1	0	0
Contest Totals	211			71	135	5	0	0

Summary Results Report
May 1st, 2021 City/School General and Special
Elections
May 1st, 2021

Final Results
SOVC
Collin County

004

Trustee, Place 5 Melissa

Vote For 1

	TOTAL	VOTE %		Election Day	Early Voting	Ballot By Mail	Provision al Ballots	Limited Ballots
Quentin Thomason	51	35.42%	<div><div></div></div>	16	35	0	0	0
Omar Landrum	93	64.58%	<div><div></div></div>	31	58	4	0	0
Total Votes Cast	144	100.00%	<div><div></div></div>	47	93	4	0	0
Overvotes	0			0	0	0	0	0
Undervotes	67			24	42	1	0	0
Contest Totals	211			71	135	5	0	0

Proposition A Melissa ISD

Vote For 1

	TOTAL	VOTE %		Election Day	Early Voting	Ballot By Mail	Provision al Ballots	Limited Ballots
For	154	76.24%	<div><div></div></div>	51	101	2	0	0
Against	48	23.76%	<div><div></div></div>	17	28	3	0	0
Total Votes Cast	202	100.00%	<div><div></div></div>	68	129	5	0	0
Overvotes	0			0	0	0	0	0
Undervotes	9			3	6	0	0	0
Contest Totals	211			71	135	5	0	0

Trustee, Place 7 Collin County Community College

Vote For 1

	TOTAL	VOTE %		Election Day	Early Voting	Ballot By Mail	Provision al Ballots	Limited Ballots
Jim Orr	143	60.85%	<div><div></div></div>	39	102	2	0	0
Helen Chang	92	39.15%	<div><div></div></div>	25	65	2	0	0
Total Votes Cast	235	100.00%	<div><div></div></div>	64	167	4	0	0
Overvotes	0			0	0	0	0	0
Undervotes	111			38	71	2	0	0
Contest Totals	346			102	238	6	0	0

Trustee, Place 8 Collin County Community College

Vote For 1

	TOTAL	VOTE %		Election Day	Early Voting	Ballot By Mail	Provision al Ballots	Limited Ballots
Misty Irby	110	48.46%	<div><div></div></div>	30	78	2	0	0
Bob Collins	117	51.54%	<div><div></div></div>	30	85	2	0	0
Total Votes Cast	227	100.00%	<div><div></div></div>	60	163	4	0	0
Overvotes	0			0	0	0	0	0
Undervotes	119			42	75	2	0	0
Contest Totals	346			102	238	6	0	0

Summary Results Report
 May 1st, 2021 City/School General and Special
 Elections
 May 1st, 2021

Final Results
 SOVC
 Collin County

004

Trustee, Place 9 Collin County Community College

Vote For 1

	TOTAL	VOTE %		Election Day	Early Voting	Ballot By Mail	Provision al Ballots	Limited Ballots
Andy Hardin	153	67.11%	<div><div></div></div>	46	105	2	0	0
Jacoby Stewart Sr.	75	32.89%	<div><div></div></div>	16	57	2	0	0
Total Votes Cast	228	100.00%	<div><div></div></div>	62	162	4	0	0
Overvotes	0			0	0	0	0	0
Undervotes	118			40	76	2	0	0
Contest Totals	346			102	238	6	0	0

Summary Results Report
May 1st, 2021 City/School General and Special
Elections
May 1st, 2021

Final Results
SOVC
Collin County

005

Statistics

	TOTAL	Election Day	Early Voting	Ballot By Mail	Provision al Ballots	Limited Ballots
Registered Voters - Total	1,012					
Ballots Cast - Total	209	49	142	18	0	0
Voter Turnout - Total	20.65%					

Councilmember, Place No. 1 Allen

Vote For 1

	TOTAL	VOTE %		Election Day	Early Voting	Ballot By Mail	Provision al Ballots	Limited Ballots
Christopher Gaspard	1	0.51%	<div><div></div></div>	0	1	0	0	0
Malcom J. Wilkinson	11	5.64%	<div><div></div></div>	1	8	2	0	0
Daren Meis	103	52.82%	<div><div></div></div>	24	76	3	0	0
Nathan Polsky	12	6.15%	<div><div></div></div>	5	5	2	0	0
Andre Hines	6	3.08%	<div><div></div></div>	2	3	1	0	0
Dwight Burns	62	31.79%	<div><div></div></div>	14	39	9	0	0
Total Votes Cast	195	100.00%	<div><div></div></div>	46	132	17	0	0
Overvotes	1			0	0	1	0	0
Undervotes	13			3	10	0	0	0
Contest Totals	209			49	142	18	0	0

Councilmember, Place No. 3 Allen

Vote For 1

	TOTAL	VOTE %		Election Day	Early Voting	Ballot By Mail	Provision al Ballots	Limited Ballots
Joseph Jackson	5	2.48%	<div><div></div></div>	1	3	1	0	0
Joey Herald	65	32.18%	<div><div></div></div>	17	45	3	0	0
Lauren Doherty	55	27.23%	<div><div></div></div>	9	38	8	0	0
Dave Cornette	76	37.62%	<div><div></div></div>	19	52	5	0	0
Kenneth Wineburg, Jr.	1	0.50%	<div><div></div></div>	0	0	1	0	0
Total Votes Cast	202	100.00%	<div><div></div></div>	46	138	18	0	0
Overvotes	0			0	0	0	0	0
Undervotes	7			3	4	0	0	0
Contest Totals	209			49	142	18	0	0

Councilmember, Place No. 5 Allen

Vote For 1

	TOTAL	VOTE %		Election Day	Early Voting	Ballot By Mail	Provision al Ballots	Limited Ballots
Diane Martin	20	10.42%	<div><div></div></div>	5	9	6	0	0
Dave Shafer	98	51.04%	<div><div></div></div>	24	69	5	0	0
Philip Brewer	74	38.54%	<div><div></div></div>	17	50	7	0	0
Edson Mureeba	0	0.00%	<div><div></div></div>	0	0	0	0	0
Total Votes Cast	192	100.00%	<div><div></div></div>	46	128	18	0	0
Overvotes	0			0	0	0	0	0
Undervotes	17			3	14	0	0	0
Contest Totals	209			49	142	18	0	0

Summary Results Report
May 1st, 2021 City/School General and Special
Elections
May 1st, 2021

Final Results
SOVC
Collin County

005

School District Board of Trustees, Place 1 Allen

Vote For 1

	TOTAL	VOTE %		Election Day	Early Voting	Ballot By Mail	Provision al Ballots	Limited Ballots
Jorge J. Torres	37	20.67%	<div><div></div></div>	9	28	0	0	0
Sarah Mitchell	142	79.33%	<div><div></div></div>	31	94	17	0	0
Total Votes Cast	179	100.00%	<div><div></div></div>	40	122	17	0	0
Overvotes	0			0	0	0	0	0
Undervotes	30			9	20	1	0	0
Contest Totals	209			49	142	18	0	0

School District Board of Trustees, Place 2 Allen

Vote For 1

	TOTAL	VOTE %		Election Day	Early Voting	Ballot By Mail	Provision al Ballots	Limited Ballots
David W. Noll	129	72.47%	<div><div></div></div>	30	91	8	0	0
Stacey Greer	49	27.53%	<div><div></div></div>	9	32	8	0	0
Total Votes Cast	178	100.00%	<div><div></div></div>	39	123	16	0	0
Overvotes	0			0	0	0	0	0
Undervotes	31			10	19	2	0	0
Contest Totals	209			49	142	18	0	0

School District Board of Trustees, Place 3 Allen

Vote For 1

	TOTAL	VOTE %		Election Day	Early Voting	Ballot By Mail	Provision al Ballots	Limited Ballots
Kevin Cameron	157	86.26%	<div><div></div></div>	36	106	15	0	0
Deepak Kaithakkapuzha	25	13.74%	<div><div></div></div>	4	19	2	0	0
Total Votes Cast	182	100.00%	<div><div></div></div>	40	125	17	0	0
Overvotes	0			0	0	0	0	0
Undervotes	27			9	17	1	0	0
Contest Totals	209			49	142	18	0	0

Proposition A Allen ISD

Vote For 1

	TOTAL	VOTE %		Election Day	Early Voting	Ballot By Mail	Provision al Ballots	Limited Ballots
For	174	85.71%	<div><div></div></div>	42	119	13	0	0
Against	29	14.29%	<div><div></div></div>	7	18	4	0	0
Total Votes Cast	203	100.00%	<div><div></div></div>	49	137	17	0	0
Overvotes	0			0	0	0	0	0
Undervotes	6			0	5	1	0	0
Contest Totals	209			49	142	18	0	0

Summary Results Report
May 1st, 2021 City/School General and Special
Elections
May 1st, 2021

Final Results
SOVC
Collin County

005

Trustee, Place 7 Collin County Community College

Vote For 1

	TOTAL	VOTE %		Election Day	Early Voting	Ballot By Mail	Provision al Ballots	Limited Ballots
Jim Orr	122	67.78%	<div><div></div></div>	29	87	6	0	0
Helen Chang	58	32.22%	<div><div></div></div>	10	37	11	0	0
Total Votes Cast	180	100.00%	<div><div></div></div>	39	124	17	0	0
Overvotes	0			0	0	0	0	0
Undervotes	29			10	18	1	0	0
Contest Totals	209			49	142	18	0	0

Trustee, Place 8 Collin County Community College

Vote For 1

	TOTAL	VOTE %		Election Day	Early Voting	Ballot By Mail	Provision al Ballots	Limited Ballots
Misty Irby	62	34.64%	<div><div></div></div>	10	42	10	0	0
Bob Collins	117	65.36%	<div><div></div></div>	29	81	7	0	0
Total Votes Cast	179	100.00%	<div><div></div></div>	39	123	17	0	0
Overvotes	0			0	0	0	0	0
Undervotes	30			10	19	1	0	0
Contest Totals	209			49	142	18	0	0

Trustee, Place 9 Collin County Community College

Vote For 1

	TOTAL	VOTE %		Election Day	Early Voting	Ballot By Mail	Provision al Ballots	Limited Ballots
Andy Hardin	127	74.71%	<div><div></div></div>	31	88	8	0	0
Jacoby Stewart Sr.	43	25.29%	<div><div></div></div>	4	29	10	0	0
Total Votes Cast	170	100.00%	<div><div></div></div>	35	117	18	0	0
Overvotes	0			0	0	0	0	0
Undervotes	39			14	25	0	0	0
Contest Totals	209			49	142	18	0	0

Summary Results Report
May 1st, 2021 City/School General and Special
Elections
May 1st, 2021

Final Results
SOVC
Collin County

006

Statistics

	TOTAL	Election Day	Early Voting	Ballot By Mail	Provision al Ballots	Limited Ballots
Registered Voters - Total	1,520					
Ballots Cast - Total	187	71	113	3	0	0
Voter Turnout - Total	12.30%					

Councilmember, Place No. 1 Allen

Vote For 1

	TOTAL	VOTE %		Election Day	Early Voting	Ballot By Mail	Provision al Ballots	Limited Ballots
Christopher Gaspard	5	2.82%	<div><div></div></div>	2	3	0	0	0
Malcom J. Wilkinson	4	2.26%	<div><div></div></div>	4	0	0	0	0
Daren Meis	89	50.28%	<div><div></div></div>	30	57	2	0	0
Nathan Polsky	4	2.26%	<div><div></div></div>	2	2	0	0	0
Andre Hines	6	3.39%	<div><div></div></div>	4	2	0	0	0
Dwight Burns	69	38.98%	<div><div></div></div>	25	43	1	0	0
Total Votes Cast	177	100.00%	<div><div></div></div>	67	107	3	0	0
Overvotes	0			0	0	0	0	0
Undervotes	10			4	6	0	0	0
Contest Totals	187			71	113	3	0	0

Councilmember, Place No. 3 Allen

Vote For 1

	TOTAL	VOTE %		Election Day	Early Voting	Ballot By Mail	Provision al Ballots	Limited Ballots
Joseph Jackson	3	1.65%	<div><div></div></div>	1	2	0	0	0
Joey Herald	16	8.79%	<div><div></div></div>	6	8	2	0	0
Lauren Doherty	79	43.41%	<div><div></div></div>	31	48	0	0	0
Dave Cornette	83	45.60%	<div><div></div></div>	29	53	1	0	0
Kenneth Wineburg, Jr.	1	0.55%	<div><div></div></div>	1	0	0	0	0
Total Votes Cast	182	100.00%	<div><div></div></div>	68	111	3	0	0
Overvotes	0			0	0	0	0	0
Undervotes	5			3	2	0	0	0
Contest Totals	187			71	113	3	0	0

Councilmember, Place No. 5 Allen

Vote For 1

	TOTAL	VOTE %		Election Day	Early Voting	Ballot By Mail	Provision al Ballots	Limited Ballots
Diane Martin	15	8.57%	<div><div></div></div>	7	7	1	0	0
Dave Shafer	82	46.86%	<div><div></div></div>	28	54	0	0	0
Philip Brewer	75	42.86%	<div><div></div></div>	32	41	2	0	0
Edson Mureeba	3	1.71%	<div><div></div></div>	0	3	0	0	0
Total Votes Cast	175	100.00%	<div><div></div></div>	67	105	3	0	0
Overvotes	0			0	0	0	0	0
Undervotes	12			4	8	0	0	0
Contest Totals	187			71	113	3	0	0

Summary Results Report
May 1st, 2021 City/School General and Special
Elections
May 1st, 2021

Final Results
SOVC
Collin County

006

School District Board of Trustees, Place 1 Allen

Vote For 1

	TOTAL	VOTE %		Election Day	Early Voting	Ballot By Mail	Provision al Ballots	Limited Ballots
Jorge J. Torres	41	23.98%	<div><div></div></div>	12	28	1	0	0
Sarah Mitchell	130	76.02%	<div><div></div></div>	53	76	1	0	0
Total Votes Cast	171	100.00%	<div><div></div></div>	65	104	2	0	0
Overvotes	0			0	0	0	0	0
Undervotes	16			6	9	1	0	0
Contest Totals	187			71	113	3	0	0

School District Board of Trustees, Place 2 Allen

Vote For 1

	TOTAL	VOTE %		Election Day	Early Voting	Ballot By Mail	Provision al Ballots	Limited Ballots
David W. Noll	113	68.90%	<div><div></div></div>	39	72	2	0	0
Stacey Greer	51	31.10%	<div><div></div></div>	25	26	0	0	0
Total Votes Cast	164	100.00%	<div><div></div></div>	64	98	2	0	0
Overvotes	0			0	0	0	0	0
Undervotes	23			7	15	1	0	0
Contest Totals	187			71	113	3	0	0

School District Board of Trustees, Place 3 Allen

Vote For 1

	TOTAL	VOTE %		Election Day	Early Voting	Ballot By Mail	Provision al Ballots	Limited Ballots
Kevin Cameron	129	77.25%	<div><div></div></div>	50	79	0	0	0
Deepak Kaithakkapuzha	38	22.75%	<div><div></div></div>	16	21	1	0	0
Total Votes Cast	167	100.00%	<div><div></div></div>	66	100	1	0	0
Overvotes	0			0	0	0	0	0
Undervotes	20			5	13	2	0	0
Contest Totals	187			71	113	3	0	0

Proposition A Allen ISD

Vote For 1

	TOTAL	VOTE %		Election Day	Early Voting	Ballot By Mail	Provision al Ballots	Limited Ballots
For	163	88.11%	<div><div></div></div>	65	97	1	0	0
Against	22	11.89%	<div><div></div></div>	5	15	2	0	0
Total Votes Cast	185	100.00%	<div><div></div></div>	70	112	3	0	0
Overvotes	0			0	0	0	0	0
Undervotes	2			1	1	0	0	0
Contest Totals	187			71	113	3	0	0

Summary Results Report
May 1st, 2021 City/School General and Special
Elections
May 1st, 2021

Final Results
SOVC
Collin County

006

Trustee, Place 7 Collin County Community College

Vote For 1

	TOTAL	VOTE %		Election Day	Early Voting	Ballot By Mail	Provision al Ballots	Limited Ballots
Jim Orr	95	54.91%	<div><div></div></div>	36	58	1	0	0
Helen Chang	78	45.09%	<div><div></div></div>	29	48	1	0	0
Total Votes Cast	173	100.00%	<div><div></div></div>	65	106	2	0	0
Overvotes	0			0	0	0	0	0
Undervotes	14			6	7	1	0	0
Contest Totals	187			71	113	3	0	0

Trustee, Place 8 Collin County Community College

Vote For 1

	TOTAL	VOTE %		Election Day	Early Voting	Ballot By Mail	Provision al Ballots	Limited Ballots
Misty Irby	70	41.67%	<div><div></div></div>	27	42	1	0	0
Bob Collins	98	58.33%	<div><div></div></div>	36	61	1	0	0
Total Votes Cast	168	100.00%	<div><div></div></div>	63	103	2	0	0
Overvotes	0			0	0	0	0	0
Undervotes	19			8	10	1	0	0
Contest Totals	187			71	113	3	0	0

Trustee, Place 9 Collin County Community College

Vote For 1

	TOTAL	VOTE %		Election Day	Early Voting	Ballot By Mail	Provision al Ballots	Limited Ballots
Andy Hardin	114	69.09%	<div><div></div></div>	43	70	1	0	0
Jacoby Stewart Sr.	51	30.91%	<div><div></div></div>	20	30	1	0	0
Total Votes Cast	165	100.00%	<div><div></div></div>	63	100	2	0	0
Overvotes	0			0	0	0	0	0
Undervotes	22			8	13	1	0	0
Contest Totals	187			71	113	3	0	0

Summary Results Report
May 1st, 2021 City/School General and Special
Elections
May 1st, 2021

Final Results
SOVC
Collin County

007

Statistics

	TOTAL	Election Day	Early Voting	Ballot By Mail	Provisional Ballots	Limited Ballots
Registered Voters - Total	1,486					
Ballots Cast - Total	197	65	125	7	0	0
Voter Turnout - Total	13.26%					

Councilmember, Place No. 1 Allen

Vote For 1

	TOTAL	VOTE %		Election Day	Early Voting	Ballot By Mail	Provisional Ballots	Limited Ballots
Christopher Gaspard	8	4.30%	<div><div></div></div>	2	6	0	0	0
Malcom J. Wilkinson	5	2.69%	<div><div></div></div>	1	3	1	0	0
Daren Meis	85	45.70%	<div><div></div></div>	25	60	0	0	0
Nathan Polsky	10	5.38%	<div><div></div></div>	5	5	0	0	0
Andre Hines	7	3.76%	<div><div></div></div>	3	4	0	0	0
Dwight Burns	71	38.17%	<div><div></div></div>	26	41	4	0	0
Total Votes Cast	186	100.00%	<div><div></div></div>	62	119	5	0	0
Overvotes	0			0	0	0	0	0
Undervotes	11			3	6	2	0	0
Contest Totals	197			65	125	7	0	0

Councilmember, Place No. 3 Allen

Vote For 1

	TOTAL	VOTE %		Election Day	Early Voting	Ballot By Mail	Provisional Ballots	Limited Ballots
Joseph Jackson	7	3.63%	<div><div></div></div>	1	6	0	0	0
Joey Herald	23	11.92%	<div><div></div></div>	13	10	0	0	0
Lauren Doherty	87	45.08%	<div><div></div></div>	29	51	7	0	0
Dave Cornette	72	37.31%	<div><div></div></div>	21	51	0	0	0
Kenneth Wineburg, Jr.	4	2.07%	<div><div></div></div>	0	4	0	0	0
Total Votes Cast	193	100.00%	<div><div></div></div>	64	122	7	0	0
Overvotes	0			0	0	0	0	0
Undervotes	4			1	3	0	0	0
Contest Totals	197			65	125	7	0	0

Councilmember, Place No. 5 Allen

Vote For 1

	TOTAL	VOTE %		Election Day	Early Voting	Ballot By Mail	Provisional Ballots	Limited Ballots
Diane Martin	19	10.61%	<div><div></div></div>	7	11	1	0	0
Dave Shafer	82	45.81%	<div><div></div></div>	26	56	0	0	0
Philip Brewer	73	40.78%	<div><div></div></div>	24	46	3	0	0
Edson Mureeba	5	2.79%	<div><div></div></div>	1	4	0	0	0
Total Votes Cast	179	100.00%	<div><div></div></div>	58	117	4	0	0
Overvotes	0			0	0	0	0	0
Undervotes	18			7	8	3	0	0
Contest Totals	197			65	125	7	0	0

Summary Results Report
May 1st, 2021 City/School General and Special
Elections
May 1st, 2021

Final Results
SOVC
Collin County

007

School District Board of Trustees, Place 1 Allen

Vote For 1

	TOTAL	VOTE %		Election Day	Early Voting	Ballot By Mail	Provision al Ballots	Limited Ballots
Jorge J. Torres	50	27.78%	<div><div></div></div>	19	29	2	0	0
Sarah Mitchell	130	72.22%	<div><div></div></div>	40	86	4	0	0
Total Votes Cast	180	100.00%	<div><div></div></div>	59	115	6	0	0
Overvotes	0			0	0	0	0	0
Undervotes	17			6	10	1	0	0
Contest Totals	197			65	125	7	0	0

School District Board of Trustees, Place 2 Allen

Vote For 1

	TOTAL	VOTE %		Election Day	Early Voting	Ballot By Mail	Provision al Ballots	Limited Ballots
David W. Noll	111	64.53%	<div><div></div></div>	32	76	3	0	0
Stacey Greer	61	35.47%	<div><div></div></div>	22	36	3	0	0
Total Votes Cast	172	100.00%	<div><div></div></div>	54	112	6	0	0
Overvotes	0			0	0	0	0	0
Undervotes	25			11	13	1	0	0
Contest Totals	197			65	125	7	0	0

School District Board of Trustees, Place 3 Allen

Vote For 1

	TOTAL	VOTE %		Election Day	Early Voting	Ballot By Mail	Provision al Ballots	Limited Ballots
Kevin Cameron	132	77.65%	<div><div></div></div>	41	86	5	0	0
Deepak Kaithakkapuzha	38	22.35%	<div><div></div></div>	12	26	0	0	0
Total Votes Cast	170	100.00%	<div><div></div></div>	53	112	5	0	0
Overvotes	0			0	0	0	0	0
Undervotes	27			12	13	2	0	0
Contest Totals	197			65	125	7	0	0

Proposition A Allen ISD

Vote For 1

	TOTAL	VOTE %		Election Day	Early Voting	Ballot By Mail	Provision al Ballots	Limited Ballots
For	162	84.38%	<div><div></div></div>	56	102	4	0	0
Against	30	15.62%	<div><div></div></div>	8	19	3	0	0
Total Votes Cast	192	100.00%	<div><div></div></div>	64	121	7	0	0
Overvotes	0			0	0	0	0	0
Undervotes	5			1	4	0	0	0
Contest Totals	197			65	125	7	0	0

Summary Results Report
May 1st, 2021 City/School General and Special
Elections
May 1st, 2021

Final Results
SOVC
Collin County

007

Trustee, Place 7 Collin County Community College

Vote For 1

	TOTAL	VOTE %		Election Day	Early Voting	Ballot By Mail	Provision al Ballots	Limited Ballots
Jim Orr	96	55.17%	<div><div></div></div>	32	61	3	0	0
Helen Chang	78	44.83%	<div><div></div></div>	26	49	3	0	0
Total Votes Cast	174	100.00%	<div><div></div></div>	58	110	6	0	0
Overvotes	0			0	0	0	0	0
Undervotes	23			7	15	1	0	0
Contest Totals	197			65	125	7	0	0

Trustee, Place 8 Collin County Community College

Vote For 1

	TOTAL	VOTE %		Election Day	Early Voting	Ballot By Mail	Provision al Ballots	Limited Ballots
Misty Irby	86	49.71%	<div><div></div></div>	30	51	5	0	0
Bob Collins	87	50.29%	<div><div></div></div>	28	57	2	0	0
Total Votes Cast	173	100.00%	<div><div></div></div>	58	108	7	0	0
Overvotes	0			0	0	0	0	0
Undervotes	24			7	17	0	0	0
Contest Totals	197			65	125	7	0	0

Trustee, Place 9 Collin County Community College

Vote For 1

	TOTAL	VOTE %		Election Day	Early Voting	Ballot By Mail	Provision al Ballots	Limited Ballots
Andy Hardin	106	60.92%	<div><div></div></div>	38	64	4	0	0
Jacoby Stewart Sr.	68	39.08%	<div><div></div></div>	21	45	2	0	0
Total Votes Cast	174	100.00%	<div><div></div></div>	59	109	6	0	0
Overvotes	0			0	0	0	0	0
Undervotes	23			6	16	1	0	0
Contest Totals	197			65	125	7	0	0

Summary Results Report
May 1st, 2021 City/School General and Special
Elections
May 1st, 2021

Final Results
SOVC
Collin County

008

Statistics

	TOTAL	Election Day	Early Voting	Ballot By Mail	Provision al Ballots	Limited Ballots
Registered Voters - Total	3,036					
Ballots Cast - Total	40	16	22	2	0	0
Voter Turnout - Total	1.32%					

Trustee, Place 7 Collin County Community College

Vote For 1

	TOTAL	VOTE %		Election Day	Early Voting	Ballot By Mail	Provision al Ballots	Limited Ballots
Jim Orr	32	82.05%	<div><div></div></div>	14	18	0	0	0
Helen Chang	7	17.95%	<div><div></div></div>	2	3	2	0	0
Total Votes Cast	39	100.00%	<div><div></div></div>	16	21	2	0	0
Overvotes	0			0	0	0	0	0
Undervotes	1			0	1	0	0	0
Contest Totals	40			16	22	2	0	0

Trustee, Place 8 Collin County Community College

Vote For 1

	TOTAL	VOTE %		Election Day	Early Voting	Ballot By Mail	Provision al Ballots	Limited Ballots
Misty Irby	10	25.00%	<div><div></div></div>	4	4	2	0	0
Bob Collins	30	75.00%	<div><div></div></div>	12	18	0	0	0
Total Votes Cast	40	100.00%	<div><div></div></div>	16	22	2	0	0
Overvotes	0			0	0	0	0	0
Undervotes	0			0	0	0	0	0
Contest Totals	40			16	22	2	0	0

Trustee, Place 9 Collin County Community College

Vote For 1

	TOTAL	VOTE %		Election Day	Early Voting	Ballot By Mail	Provision al Ballots	Limited Ballots
Andy Hardin	32	82.05%	<div><div></div></div>	13	17	2	0	0
Jacoby Stewart Sr.	7	17.95%	<div><div></div></div>	3	4	0	0	0
Total Votes Cast	39	100.00%	<div><div></div></div>	16	21	2	0	0
Overvotes	0			0	0	0	0	0
Undervotes	1			0	1	0	0	0
Contest Totals	40			16	22	2	0	0

Summary Results Report
May 1st, 2021 City/School General and Special
Elections
May 1st, 2021

Final Results
SOVC
Collin County

009

Statistics

	TOTAL	Election Day	Early Voting	Ballot By Mail	Provision al Ballots	Limited Ballots
Registered Voters - Total	3,059					
Ballots Cast - Total	183	49	134	0	0	0
Voter Turnout - Total	5.98%					

Mayor McKinney

Vote For 1

	TOTAL	VOTE %		Election Day	Early Voting	Ballot By Mail	Provision al Ballots	Limited Ballots
Jimmy R. Stewart	0	0.00%	<div><div></div></div>	0	0	0	0	0
George Fuller	4	80.00%	<div><div></div></div>	0	4	0	0	0
Tom Meredith	1	20.00%	<div><div></div></div>	0	1	0	0	0
Total Votes Cast	5	100.00%	<div><div></div></div>	0	5	0	0	0
Overvotes	0			0	0	0	0	0
Undervotes	0			0	0	0	0	0
Contest Totals	5			0	5	0	0	0

Council Member, District No. 1 McKinney District 1

Vote For 1

	TOTAL	VOTE %		Election Day	Early Voting	Ballot By Mail	Provision al Ballots	Limited Ballots
Cris Treviño	1	20.00%	<div><div></div></div>	0	1	0	0	0
Johnny Moore	0	0.00%	<div><div></div></div>	0	0	0	0	0
Stan Penn	3	60.00%	<div><div></div></div>	0	3	0	0	0
Justin Beller	1	20.00%	<div><div></div></div>	0	1	0	0	0
Total Votes Cast	5	100.00%	<div><div></div></div>	0	5	0	0	0
Overvotes	0			0	0	0	0	0
Undervotes	0			0	0	0	0	0
Contest Totals	5			0	5	0	0	0

City Council At Large McKinney

Vote For 1

	TOTAL	VOTE %		Election Day	Early Voting	Ballot By Mail	Provision al Ballots	Limited Ballots
Brian J. Magnuson	3	60.00%	<div><div></div></div>	0	3	0	0	0
Charlie Philips	2	40.00%	<div><div></div></div>	0	2	0	0	0
Total Votes Cast	5	100.00%	<div><div></div></div>	0	5	0	0	0
Overvotes	0			0	0	0	0	0
Undervotes	0			0	0	0	0	0
Contest Totals	5			0	5	0	0	0

Summary Results Report
May 1st, 2021 City/School General and Special
Elections
May 1st, 2021

Final Results
SOVC
Collin County

009

Local Option Election Proposition A Town of New Hope

Vote For 1

	TOTAL	VOTE %		Election Day	Early Voting	Ballot By Mail	Provisional Ballots	Limited Ballots
For	69	76.67%	<div><div></div></div>	11	58	0	0	0
Against	21	23.33%	<div><div></div></div>	3	18	0	0	0
Total Votes Cast	90	100.00%	<div><div></div></div>	14	76	0	0	0
Overvotes	0			0	0	0	0	0
Undervotes	4			0	4	0	0	0
Contest Totals	94			14	80	0	0	0

School District Board Of Trustees, Place 7 McKinney

Vote For 1

	TOTAL	VOTE %		Election Day	Early Voting	Ballot By Mail	Provisional Ballots	Limited Ballots
Serena Ashcroft	54	38.85%	<div><div></div></div>	19	35	0	0	0
Joy Booth	18	12.95%	<div><div></div></div>	5	13	0	0	0
Harvey Oaxaca	62	44.60%	<div><div></div></div>	11	51	0	0	0
J.B. Franze	5	3.60%	<div><div></div></div>	2	3	0	0	0
Total Votes Cast	139	100.00%	<div><div></div></div>	37	102	0	0	0
Overvotes	0			0	0	0	0	0
Undervotes	31			7	24	0	0	0
Contest Totals	170			44	126	0	0	0

Proposition A McKinney ISD

Vote For 1

	TOTAL	VOTE %		Election Day	Early Voting	Ballot By Mail	Provisional Ballots	Limited Ballots
For	88	56.05%	<div><div></div></div>	19	69	0	0	0
Against	69	43.95%	<div><div></div></div>	20	49	0	0	0
Total Votes Cast	157	100.00%	<div><div></div></div>	39	118	0	0	0
Overvotes	0			0	0	0	0	0
Undervotes	13			5	8	0	0	0
Contest Totals	170			44	126	0	0	0

Proposition B McKinney ISD

Vote For 1

	TOTAL	VOTE %		Election Day	Early Voting	Ballot By Mail	Provisional Ballots	Limited Ballots
For	68	43.87%	<div><div></div></div>	14	54	0	0	0
Against	87	56.13%	<div><div></div></div>	25	62	0	0	0
Total Votes Cast	155	100.00%	<div><div></div></div>	39	116	0	0	0
Overvotes	0			0	0	0	0	0
Undervotes	15			5	10	0	0	0
Contest Totals	170			44	126	0	0	0

Summary Results Report
May 1st, 2021 City/School General and Special
Elections
May 1st, 2021

Final Results
SOVC
Collin County

009

Proposition C McKinney ISD

Vote For 1

	TOTAL	VOTE %		Election Day	Early Voting	Ballot By Mail	Provision al Ballots	Limited Ballots
For	67	42.14%	<div><div></div></div>	12	55	0	0	0
Against	92	57.86%	<div><div></div></div>	28	64	0	0	0
Total Votes Cast	159	100.00%	<div><div></div></div>	40	119	0	0	0
Overvotes	0			0	0	0	0	0
Undervotes	11			4	7	0	0	0
Contest Totals	170			44	126	0	0	0

Proposition D McKinney ISD

Vote For 1

	TOTAL	VOTE %		Election Day	Early Voting	Ballot By Mail	Provision al Ballots	Limited Ballots
For	70	44.30%	<div><div></div></div>	12	58	0	0	0
Against	88	55.70%	<div><div></div></div>	28	60	0	0	0
Total Votes Cast	158	100.00%	<div><div></div></div>	40	118	0	0	0
Overvotes	0			0	0	0	0	0
Undervotes	12			4	8	0	0	0
Contest Totals	170			44	126	0	0	0

Trustee, Place 7 Collin County Community College

Vote For 1

	TOTAL	VOTE %		Election Day	Early Voting	Ballot By Mail	Provision al Ballots	Limited Ballots
Jim Orr	89	66.92%	<div><div></div></div>	31	58	0	0	0
Helen Chang	44	33.08%	<div><div></div></div>	7	37	0	0	0
Total Votes Cast	133	100.00%	<div><div></div></div>	38	95	0	0	0
Overvotes	0			0	0	0	0	0
Undervotes	50			11	39	0	0	0
Contest Totals	183			49	134	0	0	0

Trustee, Place 8 Collin County Community College

Vote For 1

	TOTAL	VOTE %		Election Day	Early Voting	Ballot By Mail	Provision al Ballots	Limited Ballots
Misty Irby	47	36.15%	<div><div></div></div>	10	37	0	0	0
Bob Collins	83	63.85%	<div><div></div></div>	28	55	0	0	0
Total Votes Cast	130	100.00%	<div><div></div></div>	38	92	0	0	0
Overvotes	0			0	0	0	0	0
Undervotes	53			11	42	0	0	0
Contest Totals	183			49	134	0	0	0

Summary Results Report
 May 1st, 2021 City/School General and Special
 Elections
 May 1st, 2021

Final Results
 SOVC
 Collin County

009

Trustee, Place 9 Collin County Community College

Vote For 1

	TOTAL	VOTE %		Election Day	Early Voting	Ballot By Mail	Provision al Ballots	Limited Ballots
Andy Hardin	108	81.20%	<div><div></div></div>	31	77	0	0	0
Jacoby Stewart Sr.	25	18.80%	<div><div></div></div>	7	18	0	0	0
Total Votes Cast	133	100.00%	<div><div></div></div>	38	95	0	0	0
Overvotes	0			0	0	0	0	0
Undervotes	50			11	39	0	0	0
Contest Totals	183			49	134	0	0	0

Summary Results Report
May 1st, 2021 City/School General and Special
Elections
May 1st, 2021

Final Results
SOVC
Collin County

010

Statistics

	TOTAL	Election Day	Early Voting	Ballot By Mail	Provisional Ballots	Limited Ballots
Registered Voters - Total	735					
Ballots Cast - Total	43	12	31	0	0	0
Voter Turnout - Total	5.85%					

District School Board Trustee Position 1 Farmersville

Vote For 1

	TOTAL	VOTE %		Election Day	Early Voting	Ballot By Mail	Provisional Ballots	Limited Ballots
Daniel Huff	9	39.13%	<div><div></div></div>	3	6	0	0	0
Paul Kelly (PK)	14	60.87%	<div><div></div></div>	2	12	0	0	0
Total Votes Cast	23	100.00%	<div><div></div></div>	5	18	0	0	0
Overvotes	0			0	0	0	0	0
Undervotes	12			3	9	0	0	0
Contest Totals	35			8	27	0	0	0

District School Board Trustee Position 2 Farmersville

Vote For 1

	TOTAL	VOTE %		Election Day	Early Voting	Ballot By Mail	Provisional Ballots	Limited Ballots
Dale Pickett	15	57.69%	<div><div></div></div>	4	11	0	0	0
Ben Mathews	11	42.31%	<div><div></div></div>	1	10	0	0	0
Total Votes Cast	26	100.00%	<div><div></div></div>	5	21	0	0	0
Overvotes	0			0	0	0	0	0
Undervotes	9			3	6	0	0	0
Contest Totals	35			8	27	0	0	0

District School Board Trustee Position 3 Farmersville

Vote For 1

	TOTAL	VOTE %		Election Day	Early Voting	Ballot By Mail	Provisional Ballots	Limited Ballots
Tony Gray	25	100.00%	<div><div></div></div>	5	20	0	0	0
Total Votes Cast	25	100.00%	<div><div></div></div>	5	20	0	0	0
Overvotes	0			0	0	0	0	0
Undervotes	10			3	7	0	0	0
Contest Totals	35			8	27	0	0	0

District School Board Trustee Position 4 Farmersville

Vote For 1

	TOTAL	VOTE %		Election Day	Early Voting	Ballot By Mail	Provisional Ballots	Limited Ballots
David Coleman	9	31.03%	<div><div></div></div>	2	7	0	0	0
Bridget Justiss	3	10.34%	<div><div></div></div>	2	1	0	0	0
Sandy Day	17	58.62%	<div><div></div></div>	4	13	0	0	0
Total Votes Cast	29	100.00%	<div><div></div></div>	8	21	0	0	0
Overvotes	0			0	0	0	0	0
Undervotes	6			0	6	0	0	0
Contest Totals	35			8	27	0	0	0

Summary Results Report
May 1st, 2021 City/School General and Special
Elections
May 1st, 2021

Final Results
SOVC
Collin County

010

Proposition A Farmersville ISD

Vote For 1

	TOTAL	VOTE %		Election Day	Early Voting	Ballot By Mail	Provision al Ballots	Limited Ballots
For	33	94.29%	<div><div></div></div>	6	27	0	0	0
Against	2	5.71%	<div><div></div></div>	2	0	0	0	0
Total Votes Cast	35	100.00%	<div><div></div></div>	8	27	0	0	0
Overvotes	0			0	0	0	0	0
Undervotes	0			0	0	0	0	0
Contest Totals	35			8	27	0	0	0

Trustee, Place 7 Collin County Community College

Vote For 1

	TOTAL	VOTE %		Election Day	Early Voting	Ballot By Mail	Provision al Ballots	Limited Ballots
Jim Orr	27	79.41%	<div><div></div></div>	9	18	0	0	0
Helen Chang	7	20.59%	<div><div></div></div>	1	6	0	0	0
Total Votes Cast	34	100.00%	<div><div></div></div>	10	24	0	0	0
Overvotes	0			0	0	0	0	0
Undervotes	9			2	7	0	0	0
Contest Totals	43			12	31	0	0	0

Trustee, Place 8 Collin County Community College

Vote For 1

	TOTAL	VOTE %		Election Day	Early Voting	Ballot By Mail	Provision al Ballots	Limited Ballots
Misty Irby	7	21.21%	<div><div></div></div>	2	5	0	0	0
Bob Collins	26	78.79%	<div><div></div></div>	6	20	0	0	0
Total Votes Cast	33	100.00%	<div><div></div></div>	8	25	0	0	0
Overvotes	0			0	0	0	0	0
Undervotes	10			4	6	0	0	0
Contest Totals	43			12	31	0	0	0

Trustee, Place 9 Collin County Community College

Vote For 1

	TOTAL	VOTE %		Election Day	Early Voting	Ballot By Mail	Provision al Ballots	Limited Ballots
Andy Hardin	21	77.78%	<div><div></div></div>	5	16	0	0	0
Jacoby Stewart Sr.	6	22.22%	<div><div></div></div>	2	4	0	0	0
Total Votes Cast	27	100.00%	<div><div></div></div>	7	20	0	0	0
Overvotes	0			0	0	0	0	0
Undervotes	16			5	11	0	0	0
Contest Totals	43			12	31	0	0	0

Summary Results Report
May 1st, 2021 City/School General and Special
Elections
May 1st, 2021

Final Results
SOVC
Collin County

011

Statistics

	TOTAL	Election Day	Early Voting	Ballot By Mail	Provision al Ballots	Limited Ballots
Registered Voters - Total	4,070					
Ballots Cast - Total	775	255	517	3	0	0
Voter Turnout - Total	19.04%					

Councilmember, Place 1 Farmersville

Vote For 1

	TOTAL	VOTE %		Election Day	Early Voting	Ballot By Mail	Provision al Ballots	Limited Ballots
John W. Klostermann	88	22.98%	<div><div></div></div>	36	52	0	0	0
Craig Overstreet	295	77.02%	<div><div></div></div>	80	212	3	0	0
Total Votes Cast	383	100.00%	<div><div></div></div>	116	264	3	0	0
Overvotes	0			0	0	0	0	0
Undervotes	52			23	29	0	0	0
Contest Totals	435			139	293	3	0	0

Councilmember, Place 3 Farmersville

Vote For 1

	TOTAL	VOTE %		Election Day	Early Voting	Ballot By Mail	Provision al Ballots	Limited Ballots
Ted Wagner	260	100.00%	<div><div></div></div>	80	177	3	0	0
Total Votes Cast	260	100.00%	<div><div></div></div>	80	177	3	0	0
Overvotes	0			0	0	0	0	0
Undervotes	175			59	116	0	0	0
Contest Totals	435			139	293	3	0	0

Councilmember, Place 5 Farmersville

Vote For 1

	TOTAL	VOTE %		Election Day	Early Voting	Ballot By Mail	Provision al Ballots	Limited Ballots
Lance Hudson	259	100.00%	<div><div></div></div>	81	175	3	0	0
Total Votes Cast	259	100.00%	<div><div></div></div>	81	175	3	0	0
Overvotes	0			0	0	0	0	0
Undervotes	176			58	118	0	0	0
Contest Totals	435			139	293	3	0	0

Trustee, Place 1 Community

Vote For 1

	TOTAL	VOTE %		Election Day	Early Voting	Ballot By Mail	Provision al Ballots	Limited Ballots
Jeff Pendill	0			0	0	0	0	0
Total Votes Cast	0			0	0	0	0	0
Overvotes	0			0	0	0	0	0
Undervotes	0			0	0	0	0	0
Contest Totals	0			0	0	0	0	0

Summary Results Report
May 1st, 2021 City/School General and Special
Elections
May 1st, 2021

Final Results
SOVC
Collin County

011

Trustee, Place 2 Community

Vote For 1

	TOTAL	VOTE %	Election Day	Early Voting	Ballot By Mail	Provision al Ballots	Limited Ballots
Alicia Young	0		0	0	0	0	0
Total Votes Cast	0		0	0	0	0	0
Overvotes	0		0	0	0	0	0
Undervotes	0		0	0	0	0	0
Contest Totals	0		0	0	0	0	0




Trustee, Place 3 Community

Vote For 1

	TOTAL	VOTE %	Election Day	Early Voting	Ballot By Mail	Provision al Ballots	Limited Ballots
Erin Wilson	0		0	0	0	0	0
Jose Robles	0		0	0	0	0	0
Josh Allred	0		0	0	0	0	0
Staci Schroeder	0		0	0	0	0	0
Total Votes Cast	0		0	0	0	0	0
Overvotes	0		0	0	0	0	0
Undervotes	0		0	0	0	0	0
Contest Totals	0		0	0	0	0	0




District School Board Trustee Position 1 Farmersville

Vote For 1

	TOTAL	VOTE %	Election Day	Early Voting	Ballot By Mail	Provision al Ballots	Limited Ballots
Daniel Huff	239	36.83% 	90	149	0	0	0
Paul Kelly (PK)	410	63.17% 	108	299	3	0	0
Total Votes Cast	649	100.00% 	198	448	3	0	0
Overvotes	0		0	0	0	0	0
Undervotes	125		57	68	0	0	0
Contest Totals	774		255	516	3	0	0

District School Board Trustee Position 2 Farmersville

Vote For 1

	TOTAL	VOTE %	Election Day	Early Voting	Ballot By Mail	Provision al Ballots	Limited Ballots
Dale Pickett	413	63.25% 	118	294	1	0	0
Ben Mathews	240	36.75% 	85	153	2	0	0
Total Votes Cast	653	100.00% 	203	447	3	0	0
Overvotes	0		0	0	0	0	0
Undervotes	121		52	69	0	0	0
Contest Totals	774		255	516	3	0	0

011

District School Board Trustee Position 3 Farmersville

Vote For 1

	TOTAL	VOTE %		Election Day	Early Voting	Ballot By Mail	Provision al Ballots	Limited Ballots
Tony Gray	586	100.00%	<div><div></div></div>	182	402	2	0	0
Total Votes Cast	586	100.00%	<div><div></div></div>	182	402	2	0	0
Overvotes	0			0	0	0	0	0
Undervotes	188			73	114	1	0	0
Contest Totals	774			255	516	3	0	0

District School Board Trustee Position 4 Farmersville

Vote For 1

	TOTAL	VOTE %		Election Day	Early Voting	Ballot By Mail	Provision al Ballots	Limited Ballots
David Coleman	368	53.64%	<div><div></div></div>	110	258	0	0	0
Bridget Justiss	63	9.18%	<div><div></div></div>	20	41	2	0	0
Sandy Day	255	37.17%	<div><div></div></div>	84	170	1	0	0
Total Votes Cast	686	100.00%	<div><div></div></div>	214	469	3	0	0
Overvotes	0			0	0	0	0	0
Undervotes	88			41	47	0	0	0
Contest Totals	774			255	516	3	0	0

Proposition A Farmersville ISD

Vote For 1

	TOTAL	VOTE %		Election Day	Early Voting	Ballot By Mail	Provision al Ballots	Limited Ballots
For	601	78.56%	<div><div></div></div>	192	406	3	0	0
Against	164	21.44%	<div><div></div></div>	61	103	0	0	0
Total Votes Cast	765	100.00%	<div><div></div></div>	253	509	3	0	0
Overvotes	0			0	0	0	0	0
Undervotes	9			2	7	0	0	0
Contest Totals	774			255	516	3	0	0

Trustee, Place 7 Collin County Community College

Vote For 1

	TOTAL	VOTE %		Election Day	Early Voting	Ballot By Mail	Provision al Ballots	Limited Ballots
Jim Orr	400	74.21%	<div><div></div></div>	128	271	1	0	0
Helen Chang	139	25.79%	<div><div></div></div>	49	88	2	0	0
Total Votes Cast	539	100.00%	<div><div></div></div>	177	359	3	0	0
Overvotes	0			0	0	0	0	0
Undervotes	236			78	158	0	0	0
Contest Totals	775			255	517	3	0	0

Summary Results Report
May 1st, 2021 City/School General and Special
Elections
May 1st, 2021

Final Results
SOVC
Collin County

011

Trustee, Place 8 Collin County Community College

Vote For 1

	TOTAL	VOTE %		Election Day	Early Voting	Ballot By Mail	Provision al Ballots	Limited Ballots
Misty Irby	160	25.20%	<div><div></div></div>	49	109	2	0	0
Bob Collins	475	74.80%	<div><div></div></div>	145	329	1	0	0
Total Votes Cast	635	100.00%	<div><div></div></div>	194	438	3	0	0
Overvotes	0			0	0	0	0	0
Undervotes	140			61	79	0	0	0
Contest Totals	775			255	517	3	0	0

Trustee, Place 9 Collin County Community College

Vote For 1

	TOTAL	VOTE %		Election Day	Early Voting	Ballot By Mail	Provision al Ballots	Limited Ballots
Andy Hardin	411	79.81%	<div><div></div></div>	129	281	1	0	0
Jacoby Stewart Sr.	104	20.19%	<div><div></div></div>	33	69	2	0	0
Total Votes Cast	515	100.00%	<div><div></div></div>	162	350	3	0	0
Overvotes	0			0	0	0	0	0
Undervotes	260			93	167	0	0	0
Contest Totals	775			255	517	3	0	0

Summary Results Report
May 1st, 2021 City/School General and Special
Elections
May 1st, 2021

Final Results
SOVC
Collin County

012

Statistics

	TOTAL	Election Day	Early Voting	Ballot By Mail	Provisional Ballots	Limited Ballots
Registered Voters - Total	2,044					
Ballots Cast - Total	554	110	427	17	0	0
Voter Turnout - Total	27.10%					

Mayor McKinney

Vote For 1

	TOTAL	VOTE %		Election Day	Early Voting	Ballot By Mail	Provisional Ballots	Limited Ballots
Jimmy R. Stewart	6	1.09%	<div><div></div></div>	2	4	0	0	0
George Fuller	396	72.00%	<div><div></div></div>	75	304	17	0	0
Tom Meredith	148	26.91%	<div><div></div></div>	32	116	0	0	0
Total Votes Cast	550	100.00%	<div><div></div></div>	109	424	17	0	0
Overvotes	0			0	0	0	0	0
Undervotes	4			1	3	0	0	0
Contest Totals	554			110	427	17	0	0

Council Member, District No. 3 McKinney District 3

Vote For 1

	TOTAL	VOTE %		Election Day	Early Voting	Ballot By Mail	Provisional Ballots	Limited Ballots
Vicente Torres	204	43.97%	<div><div></div></div>	46	158	0	0	0
Gere' Feltus	260	56.03%	<div><div></div></div>	41	202	17	0	0
Total Votes Cast	464	100.00%	<div><div></div></div>	87	360	17	0	0
Overvotes	0			0	0	0	0	0
Undervotes	90			23	67	0	0	0
Contest Totals	554			110	427	17	0	0

City Council At Large McKinney

Vote For 1

	TOTAL	VOTE %		Election Day	Early Voting	Ballot By Mail	Provisional Ballots	Limited Ballots
Brian J. Magnuson	179	39.43%	<div><div></div></div>	44	133	2	0	0
Charlie Philips	275	60.57%	<div><div></div></div>	42	220	13	0	0
Total Votes Cast	454	100.00%	<div><div></div></div>	86	353	15	0	0
Overvotes	0			0	0	0	0	0
Undervotes	100			24	74	2	0	0
Contest Totals	554			110	427	17	0	0

School District Board of Trustees, Place 2 McKinney District 2

Vote For 1

	TOTAL	VOTE %		Election Day	Early Voting	Ballot By Mail	Provisional Ballots	Limited Ballots
Philip Hassler	253	65.54%	<div><div></div></div>	45	200	8	0	0
Anthony Congine	133	34.46%	<div><div></div></div>	29	103	1	0	0
Total Votes Cast	386	100.00%	<div><div></div></div>	74	303	9	0	0
Overvotes	0			0	0	0	0	0
Undervotes	168			36	124	8	0	0
Contest Totals	554			110	427	17	0	0

Summary Results Report
May 1st, 2021 City/School General and Special
Elections
May 1st, 2021

Final Results
SOVC
Collin County

012

School District Board Of Trustees, Place 7 McKinney

Vote For 1

	TOTAL	VOTE %		Election Day	Early Voting	Ballot By Mail	Provision al Ballots	Limited Ballots
Serena Ashcroft	123	26.62%	<div><div></div></div>	31	92	0	0	0
Joy Booth	96	20.78%	<div><div></div></div>	19	76	1	0	0
Harvey Oaxaca	238	51.52%	<div><div></div></div>	34	196	8	0	0
J.B. Franze	5	1.08%	<div><div></div></div>	1	4	0	0	0
Total Votes Cast	462	100.00%	<div><div></div></div>	85	368	9	0	0
Overvotes	0			0	0	0	0	0
Undervotes	92			25	59	8	0	0
Contest Totals	554			110	427	17	0	0

Proposition A McKinney ISD

Vote For 1

	TOTAL	VOTE %		Election Day	Early Voting	Ballot By Mail	Provision al Ballots	Limited Ballots
For	402	77.46%	<div><div></div></div>	74	318	10	0	0
Against	117	22.54%	<div><div></div></div>	30	84	3	0	0
Total Votes Cast	519	100.00%	<div><div></div></div>	104	402	13	0	0
Overvotes	0			0	0	0	0	0
Undervotes	35			6	25	4	0	0
Contest Totals	554			110	427	17	0	0

Proposition B McKinney ISD

Vote For 1

	TOTAL	VOTE %		Election Day	Early Voting	Ballot By Mail	Provision al Ballots	Limited Ballots
For	356	67.81%	<div><div></div></div>	57	290	9	0	0
Against	169	32.19%	<div><div></div></div>	48	117	4	0	0
Total Votes Cast	525	100.00%	<div><div></div></div>	105	407	13	0	0
Overvotes	0			0	0	0	0	0
Undervotes	29			5	20	4	0	0
Contest Totals	554			110	427	17	0	0

Proposition C McKinney ISD

Vote For 1

	TOTAL	VOTE %		Election Day	Early Voting	Ballot By Mail	Provision al Ballots	Limited Ballots
For	346	65.65%	<div><div></div></div>	54	283	9	0	0
Against	181	34.35%	<div><div></div></div>	50	127	4	0	0
Total Votes Cast	527	100.00%	<div><div></div></div>	104	410	13	0	0
Overvotes	0			0	0	0	0	0
Undervotes	27			6	17	4	0	0
Contest Totals	554			110	427	17	0	0

Summary Results Report
May 1st, 2021 City/School General and Special
Elections
May 1st, 2021

Final Results
SOVC
Collin County

012

Proposition D McKinney ISD

Vote For 1

	TOTAL	VOTE %		Election Day	Early Voting	Ballot By Mail	Provision al Ballots	Limited Ballots
For	339	64.45%	<div><div></div></div>	53	277	9	0	0
Against	187	35.55%	<div><div></div></div>	50	133	4	0	0
Total Votes Cast	526	100.00%	<div><div></div></div>	103	410	13	0	0
Overvotes	0			0	0	0	0	0
Undervotes	28			7	17	4	0	0
Contest Totals	554			110	427	17	0	0

Trustee, Place 7 Collin County Community College

Vote For 1

	TOTAL	VOTE %		Election Day	Early Voting	Ballot By Mail	Provision al Ballots	Limited Ballots
Jim Orr	217	54.25%	<div><div></div></div>	48	169	0	0	0
Helen Chang	183	45.75%	<div><div></div></div>	34	139	10	0	0
Total Votes Cast	400	100.00%	<div><div></div></div>	82	308	10	0	0
Overvotes	0			0	0	0	0	0
Undervotes	154			28	119	7	0	0
Contest Totals	554			110	427	17	0	0

Trustee, Place 8 Collin County Community College

Vote For 1

	TOTAL	VOTE %		Election Day	Early Voting	Ballot By Mail	Provision al Ballots	Limited Ballots
Misty Irby	191	49.74%	<div><div></div></div>	32	151	8	0	0
Bob Collins	193	50.26%	<div><div></div></div>	46	147	0	0	0
Total Votes Cast	384	100.00%	<div><div></div></div>	78	298	8	0	0
Overvotes	0			0	0	0	0	0
Undervotes	170			32	129	9	0	0
Contest Totals	554			110	427	17	0	0

Trustee, Place 9 Collin County Community College

Vote For 1

	TOTAL	VOTE %		Election Day	Early Voting	Ballot By Mail	Provision al Ballots	Limited Ballots
Andy Hardin	256	67.37%	<div><div></div></div>	49	205	2	0	0
Jacoby Stewart Sr.	124	32.63%	<div><div></div></div>	28	89	7	0	0
Total Votes Cast	380	100.00%	<div><div></div></div>	77	294	9	0	0
Overvotes	0			0	0	0	0	0
Undervotes	174			33	133	8	0	0
Contest Totals	554			110	427	17	0	0

Summary Results Report
May 1st, 2021 City/School General and Special
Elections
May 1st, 2021

Final Results
SOVC
Collin County

013

Statistics

	TOTAL	Election Day	Early Voting	Ballot By Mail	Provisional Ballots	Limited Ballots
Registered Voters - Total	6,905					
Ballots Cast - Total	545	211	332	2	0	0
Voter Turnout - Total	7.89%					

Councilman, Place 2 Celina

Vote For 1

	TOTAL	VOTE %		Election Day	Early Voting	Ballot By Mail	Provisional Ballots	Limited Ballots
Jay Pierce	264	100.00%	<div><div></div></div>	110	152	2	0	0
Total Votes Cast	264	100.00%	<div><div></div></div>	110	152	2	0	0
Overvotes	0			0	0	0	0	0
Undervotes	122			49	73	0	0	0
Contest Totals	386			159	225	2	0	0

Councilman, Place 3 Celina

Vote For 1

	TOTAL	VOTE %		Election Day	Early Voting	Ballot By Mail	Provisional Ballots	Limited Ballots
Andy "Hop" Hopkins	213	63.20%	<div><div></div></div>	80	131	2	0	0
Lanford Rodgers	124	36.80%	<div><div></div></div>	65	59	0	0	0
Total Votes Cast	337	100.00%	<div><div></div></div>	145	190	2	0	0
Overvotes	0			0	0	0	0	0
Undervotes	49			14	35	0	0	0
Contest Totals	386			159	225	2	0	0

Mayor McKinney

Vote For 1

	TOTAL	VOTE %		Election Day	Early Voting	Ballot By Mail	Provisional Ballots	Limited Ballots
Jimmy R. Stewart	0			0	0	0	0	0
George Fuller	0			0	0	0	0	0
Tom Meredith	0			0	0	0	0	0
Total Votes Cast	0			0	0	0	0	0
Overvotes	0			0	0	0	0	0
Undervotes	0			0	0	0	0	0
Contest Totals	0			0	0	0	0	0

City Council At Large McKinney

Vote For 1

	TOTAL	VOTE %		Election Day	Early Voting	Ballot By Mail	Provisional Ballots	Limited Ballots
Brian J. Magnuson	0			0	0	0	0	0
Charlie Philips	0			0	0	0	0	0
Total Votes Cast	0			0	0	0	0	0
Overvotes	0			0	0	0	0	0
Undervotes	0			0	0	0	0	0
Contest Totals	0			0	0	0	0	0

Summary Results Report
May 1st, 2021 City/School General and Special
Elections
May 1st, 2021

Final Results
SOVC
Collin County

013

Trustee, Place 5 Celina

Vote For 1

	TOTAL	VOTE %		Election Day	Early Voting	Ballot By Mail	Provision al Ballots	Limited Ballots
Tracey Balsamo	166	100.00%	<div><div></div></div>	73	91	2	0	0
Total Votes Cast	166	100.00%	<div><div></div></div>	73	91	2	0	0
Overvotes	0			0	0	0	0	0
Undervotes	46			23	23	0	0	0
Contest Totals	212			96	114	2	0	0

Trustee, Place 6 Celina

Vote For 1

	TOTAL	VOTE %		Election Day	Early Voting	Ballot By Mail	Provision al Ballots	Limited Ballots
Kelly Juergens	152	100.00%	<div><div></div></div>	66	84	2	0	0
Total Votes Cast	152	100.00%	<div><div></div></div>	66	84	2	0	0
Overvotes	0			0	0	0	0	0
Undervotes	60			30	30	0	0	0
Contest Totals	212			96	114	2	0	0

Trustee, Place 7 Celina

Vote For 1

	TOTAL	VOTE %		Election Day	Early Voting	Ballot By Mail	Provision al Ballots	Limited Ballots
Vicky Hogue	57	30.65%	<div><div></div></div>	25	32	0	0	0
Todd Snyder	129	69.35%	<div><div></div></div>	57	70	2	0	0
Total Votes Cast	186	100.00%	<div><div></div></div>	82	102	2	0	0
Overvotes	0			0	0	0	0	0
Undervotes	26			14	12	0	0	0
Contest Totals	212			96	114	2	0	0

School District Board of Trustees, Place 2 McKinney District 2

Vote For 1

	TOTAL	VOTE %		Election Day	Early Voting	Ballot By Mail	Provision al Ballots	Limited Ballots
Philip Hassler	2	50.00%	<div><div></div></div>	1	1	0	0	0
Anthony Congine	2	50.00%	<div><div></div></div>	1	1	0	0	0
Total Votes Cast	4	100.00%	<div><div></div></div>	2	2	0	0	0
Overvotes	0			0	0	0	0	0
Undervotes	0			0	0	0	0	0
Contest Totals	4			2	2	0	0	0

Summary Results Report
May 1st, 2021 City/School General and Special
Elections
May 1st, 2021

Final Results
SOVC
Collin County

013

School District Board Of Trustees, Place 7 McKinney

Vote For 1

	TOTAL	VOTE %		Election Day	Early Voting	Ballot By Mail	Provision al Ballots	Limited Ballots
Serena Ashcroft	3	75.00%	<div><div></div></div>	1	2	0	0	0
Joy Booth	1	25.00%	<div><div></div></div>	1	0	0	0	0
Harvey Oaxaca	0	0.00%	<div><div></div></div>	0	0	0	0	0
J.B. Franze	0	0.00%	<div><div></div></div>	0	0	0	0	0
Total Votes Cast	4	100.00%	<div><div></div></div>	2	2	0	0	0
Overvotes	0			0	0	0	0	0
Undervotes	0			0	0	0	0	0
Contest Totals	4			2	2	0	0	0

Proposition A McKinney ISD

Vote For 1

	TOTAL	VOTE %		Election Day	Early Voting	Ballot By Mail	Provision al Ballots	Limited Ballots
For	2	50.00%	<div><div></div></div>	0	2	0	0	0
Against	2	50.00%	<div><div></div></div>	2	0	0	0	0
Total Votes Cast	4	100.00%	<div><div></div></div>	2	2	0	0	0
Overvotes	0			0	0	0	0	0
Undervotes	0			0	0	0	0	0
Contest Totals	4			2	2	0	0	0

Proposition B McKinney ISD

Vote For 1

	TOTAL	VOTE %		Election Day	Early Voting	Ballot By Mail	Provision al Ballots	Limited Ballots
For	1	25.00%	<div><div></div></div>	0	1	0	0	0
Against	3	75.00%	<div><div></div></div>	2	1	0	0	0
Total Votes Cast	4	100.00%	<div><div></div></div>	2	2	0	0	0
Overvotes	0			0	0	0	0	0
Undervotes	0			0	0	0	0	0
Contest Totals	4			2	2	0	0	0

Proposition C McKinney ISD

Vote For 1

	TOTAL	VOTE %		Election Day	Early Voting	Ballot By Mail	Provision al Ballots	Limited Ballots
For	2	50.00%	<div><div></div></div>	0	2	0	0	0
Against	2	50.00%	<div><div></div></div>	2	0	0	0	0
Total Votes Cast	4	100.00%	<div><div></div></div>	2	2	0	0	0
Overvotes	0			0	0	0	0	0
Undervotes	0			0	0	0	0	0
Contest Totals	4			2	2	0	0	0

Summary Results Report
May 1st, 2021 City/School General and Special
Elections
May 1st, 2021

Final Results
SOVC
Collin County

013

Proposition D McKinney ISD

Vote For 1

	TOTAL	VOTE %		Election Day	Early Voting	Ballot By Mail	Provisional Ballots	Limited Ballots
For	1	25.00%	<div><div></div></div>	0	1	0	0	0
Against	3	75.00%	<div><div></div></div>	2	1	0	0	0
Total Votes Cast	4	100.00%	<div><div></div></div>	2	2	0	0	0
Overvotes	0			0	0	0	0	0
Undervotes	0			0	0	0	0	0
Contest Totals	4			2	2	0	0	0

Trustee, Place 4 Prosper

Vote For 1

	TOTAL	VOTE %		Election Day	Early Voting	Ballot By Mail	Provisional Ballots	Limited Ballots
Bettye H. Okae	12	3.75%	<div><div></div></div>	5	7	0	0	0
Chianna Rodgers	58	18.12%	<div><div></div></div>	21	37	0	0	0
Pat Cochrane	100	31.25%	<div><div></div></div>	38	62	0	0	0
Alexander E. Cornwallis	8	2.50%	<div><div></div></div>	4	4	0	0	0
Bill Beavers	142	44.38%	<div><div></div></div>	45	97	0	0	0
Total Votes Cast	320	100.00%	<div><div></div></div>	113	207	0	0	0
Overvotes	0			0	0	0	0	0
Undervotes	9			0	9	0	0	0
Contest Totals	329			113	216	0	0	0

Trustee, Place 7 Prosper

Vote For 1

	TOTAL	VOTE %		Election Day	Early Voting	Ballot By Mail	Provisional Ballots	Limited Ballots
Drew Wilborn	227	71.84%	<div><div></div></div>	83	144	0	0	0
Kristin Meier	89	28.16%	<div><div></div></div>	26	63	0	0	0
Total Votes Cast	316	100.00%	<div><div></div></div>	109	207	0	0	0
Overvotes	0			0	0	0	0	0
Undervotes	13			4	9	0	0	0
Contest Totals	329			113	216	0	0	0

Trustee, Place 7 Collin County Community College

Vote For 1

	TOTAL	VOTE %		Election Day	Early Voting	Ballot By Mail	Provisional Ballots	Limited Ballots
Jim Orr	256	63.52%	<div><div></div></div>	101	155	0	0	0
Helen Chang	147	36.48%	<div><div></div></div>	62	83	2	0	0
Total Votes Cast	403	100.00%	<div><div></div></div>	163	238	2	0	0
Overvotes	0			0	0	0	0	0
Undervotes	142			48	94	0	0	0
Contest Totals	545			211	332	2	0	0

Summary Results Report
May 1st, 2021 City/School General and Special
Elections
May 1st, 2021

Final Results
SOVC
Collin County

013

Trustee, Place 8 Collin County Community College

Vote For 1

	TOTAL	VOTE %		Election Day	Early Voting	Ballot By Mail	Provision al Ballots	Limited Ballots
Misty Irby	155	39.85%	<div><div></div></div>	59	96	0	0	0
Bob Collins	234	60.15%	<div><div></div></div>	101	131	2	0	0
Total Votes Cast	389	100.00%	<div><div></div></div>	160	227	2	0	0
Overvotes	0			0	0	0	0	0
Undervotes	156			51	105	0	0	0
Contest Totals	545			211	332	2	0	0

Trustee, Place 9 Collin County Community College

Vote For 1

	TOTAL	VOTE %		Election Day	Early Voting	Ballot By Mail	Provision al Ballots	Limited Ballots
Andy Hardin	268	70.16%	<div><div></div></div>	115	151	2	0	0
Jacoby Stewart Sr.	114	29.84%	<div><div></div></div>	46	68	0	0	0
Total Votes Cast	382	100.00%	<div><div></div></div>	161	219	2	0	0
Overvotes	0			0	0	0	0	0
Undervotes	163			50	113	0	0	0
Contest Totals	545			211	332	2	0	0

Summary Results Report
May 1st, 2021 City/School General and Special
Elections
May 1st, 2021

Final Results
SOVC
Collin County

014

Statistics

	TOTAL	Election Day	Early Voting	Ballot By Mail	Provision al Ballots	Limited Ballots
Registered Voters - Total	3,016					
Ballots Cast - Total	385	119	240	26	0	0
Voter Turnout - Total	12.77%					

Councilmember, Place No.2 Plano

Vote For 1

	TOTAL	VOTE %		Election Day	Early Voting	Ballot By Mail	Provision al Ballots	Limited Ballots
Anthony Ricciardelli	197	56.13%	<div><div></div></div>	58	133	6	0	0
Steve Lavine	154	43.87%	<div><div></div></div>	53	85	16	0	0
Total Votes Cast	351	100.00%	<div><div></div></div>	111	218	22	0	0
Overvotes	0			0	0	0	0	0
Undervotes	34			8	22	4	0	0
Contest Totals	385			119	240	26	0	0

Councilmember, Place No.4 Plano

Vote For 1

	TOTAL	VOTE %		Election Day	Early Voting	Ballot By Mail	Provision al Ballots	Limited Ballots
Vidal Quintanilla	16	4.75%	<div><div></div></div>	7	8	1	0	0
Justin Adcock	155	45.99%	<div><div></div></div>	39	113	3	0	0
Kayci Prince	112	33.23%	<div><div></div></div>	40	58	14	0	0
Nassat Parveen	54	16.02%	<div><div></div></div>	19	33	2	0	0
Total Votes Cast	337	100.00%	<div><div></div></div>	105	212	20	0	0
Overvotes	1			0	0	1	0	0
Undervotes	47			14	28	5	0	0
Contest Totals	385			119	240	26	0	0

Councilmember, Place No.6 (Mayor)

Vote For 1

	TOTAL	VOTE %		Election Day	Early Voting	Ballot By Mail	Provision al Ballots	Limited Ballots
Lydia Ortega	14	3.75%	<div><div></div></div>	3	9	2	0	0
Lily Bao	188	50.40%	<div><div></div></div>	53	132	3	0	0
John Muns	171	45.84%	<div><div></div></div>	58	94	19	0	0
Total Votes Cast	373	100.00%	<div><div></div></div>	114	235	24	0	0
Overvotes	0			0	0	0	0	0
Undervotes	12			5	5	2	0	0
Contest Totals	385			119	240	26	0	0

Summary Results Report
May 1st, 2021 City/School General and Special
Elections
May 1st, 2021

Final Results
SOVC
Collin County

014

Councilmember, Place No.8 Plano

Vote For 1

	TOTAL	VOTE %		Election Day	Early Voting	Ballot By Mail	Provision al Ballots	Limited Ballots
Elisa Klein	161	47.21%	<div><div></div></div>	59	85	17	0	0
Rick Smith	180	52.79%	<div><div></div></div>	52	124	4	0	0
Total Votes Cast	341	100.00%	<div><div></div></div>	111	209	21	0	0
Overvotes	0			0	0	0	0	0
Undervotes	44			8	31	5	0	0
Contest Totals	385			119	240	26	0	0

Councilmember, Place No.7 Plano

Vote For 1

	TOTAL	VOTE %		Election Day	Early Voting	Ballot By Mail	Provision al Ballots	Limited Ballots
David M. Smith	52	15.16%	<div><div></div></div>	16	32	4	0	0
Julie Holmer	99	28.86%	<div><div></div></div>	32	54	13	0	0
Sandeep Srivastava	87	25.36%	<div><div></div></div>	34	51	2	0	0
Chris Robertson	91	26.53%	<div><div></div></div>	23	66	2	0	0
Bill Lisle III	14	4.08%	<div><div></div></div>	7	7	0	0	0
Total Votes Cast	343	100.00%	<div><div></div></div>	112	210	21	0	0
Overvotes	0			0	0	0	0	0
Undervotes	42			7	30	5	0	0
Contest Totals	385			119	240	26	0	0

Proposition A City of Plano

Vote For 1

	TOTAL	VOTE %		Election Day	Early Voting	Ballot By Mail	Provision al Ballots	Limited Ballots
For	242	68.95%	<div><div></div></div>	72	147	23	0	0
Against	109	31.05%	<div><div></div></div>	39	68	2	0	0
Total Votes Cast	351	100.00%	<div><div></div></div>	111	215	25	0	0
Overvotes	0			0	0	0	0	0
Undervotes	34			8	25	1	0	0
Contest Totals	385			119	240	26	0	0

Proposition B City of Plano

Vote For 1

	TOTAL	VOTE %		Election Day	Early Voting	Ballot By Mail	Provision al Ballots	Limited Ballots
For	239	67.71%	<div><div></div></div>	75	141	23	0	0
Against	114	32.29%	<div><div></div></div>	36	76	2	0	0
Total Votes Cast	353	100.00%	<div><div></div></div>	111	217	25	0	0
Overvotes	0			0	0	0	0	0
Undervotes	32			8	23	1	0	0
Contest Totals	385			119	240	26	0	0

Summary Results Report
May 1st, 2021 City/School General and Special
Elections
May 1st, 2021

Final Results
SOVC
Collin County

014

Proposition C City of Plano

Vote For 1

	TOTAL	VOTE %		Election Day	Early Voting	Ballot By Mail	Provision al Ballots	Limited Ballots
For	170	48.43%	<div><div></div></div>	48	106	16	0	0
Against	181	51.57%	<div><div></div></div>	63	111	7	0	0
Total Votes Cast	351	100.00%	<div><div></div></div>	111	217	23	0	0
Overvotes	1			0	0	1	0	0
Undervotes	33			8	23	2	0	0
Contest Totals	385			119	240	26	0	0

Proposition D City of Plano

Vote For 1

	TOTAL	VOTE %		Election Day	Early Voting	Ballot By Mail	Provision al Ballots	Limited Ballots
For	243	69.43%	<div><div></div></div>	75	145	23	0	0
Against	107	30.57%	<div><div></div></div>	35	70	2	0	0
Total Votes Cast	350	100.00%	<div><div></div></div>	110	215	25	0	0
Overvotes	0			0	0	0	0	0
Undervotes	35			9	25	1	0	0
Contest Totals	385			119	240	26	0	0

Proposition E City of Plano

Vote For 1

	TOTAL	VOTE %		Election Day	Early Voting	Ballot By Mail	Provision al Ballots	Limited Ballots
For	200	57.97%	<div><div></div></div>	61	121	18	0	0
Against	145	42.03%	<div><div></div></div>	50	88	7	0	0
Total Votes Cast	345	100.00%	<div><div></div></div>	111	209	25	0	0
Overvotes	0			0	0	0	0	0
Undervotes	40			8	31	1	0	0
Contest Totals	385			119	240	26	0	0

Proposition F City of Plano

Vote For 1

	TOTAL	VOTE %		Election Day	Early Voting	Ballot By Mail	Provision al Ballots	Limited Ballots
For	245	69.80%	<div><div></div></div>	78	146	21	0	0
Against	106	30.20%	<div><div></div></div>	33	69	4	0	0
Total Votes Cast	351	100.00%	<div><div></div></div>	111	215	25	0	0
Overvotes	0			0	0	0	0	0
Undervotes	34			8	25	1	0	0
Contest Totals	385			119	240	26	0	0

Summary Results Report
May 1st, 2021 City/School General and Special
Elections
May 1st, 2021

Final Results
SOVC
Collin County

014

Trustee, Place 6 Frisco

Vote For 1

	TOTAL	VOTE %		Election Day	Early Voting	Ballot By Mail	Provision al Ballots	Limited Ballots
John Classe	208	100.00%	<div><div></div></div>	67	127	14	0	0
Total Votes Cast	208	100.00%	<div><div></div></div>	67	127	14	0	0
Overvotes	0			0	0	0	0	0
Undervotes	177			52	113	12	0	0
Contest Totals	385			119	240	26	0	0

Trustee, Place 7 Frisco

Vote For 1

	TOTAL	VOTE %		Election Day	Early Voting	Ballot By Mail	Provision al Ballots	Limited Ballots
Evelyn Brooks	102	39.38%	<div><div></div></div>	32	63	7	0	0
René Archambault	157	60.62%	<div><div></div></div>	55	90	12	0	0
Total Votes Cast	259	100.00%	<div><div></div></div>	87	153	19	0	0
Overvotes	0			0	0	0	0	0
Undervotes	126			32	87	7	0	0
Contest Totals	385			119	240	26	0	0

Trustee, Place 7 Collin County Community College

Vote For 1

	TOTAL	VOTE %		Election Day	Early Voting	Ballot By Mail	Provision al Ballots	Limited Ballots
Jim Orr	138	44.95%	<div><div></div></div>	40	87	11	0	0
Helen Chang	169	55.05%	<div><div></div></div>	62	98	9	0	0
Total Votes Cast	307	100.00%	<div><div></div></div>	102	185	20	0	0
Overvotes	0			0	0	0	0	0
Undervotes	78			17	55	6	0	0
Contest Totals	385			119	240	26	0	0

Trustee, Place 8 Collin County Community College

Vote For 1

	TOTAL	VOTE %		Election Day	Early Voting	Ballot By Mail	Provision al Ballots	Limited Ballots
Misty Irby	144	49.66%	<div><div></div></div>	56	74	14	0	0
Bob Collins	146	50.34%	<div><div></div></div>	44	97	5	0	0
Total Votes Cast	290	100.00%	<div><div></div></div>	100	171	19	0	0
Overvotes	0			0	0	0	0	0
Undervotes	95			19	69	7	0	0
Contest Totals	385			119	240	26	0	0

Summary Results Report
 May 1st, 2021 City/School General and Special
 Elections
 May 1st, 2021

Final Results
 SOVC
 Collin County

014

Trustee, Place 9 Collin County Community College

Vote For 1

	TOTAL	VOTE %		Election Day	Early Voting	Ballot By Mail	Provision al Ballots	Limited Ballots
Andy Hardin	164	56.36%	<div><div></div></div>	54	101	9	0	0
Jacoby Stewart Sr.	127	43.64%	<div><div></div></div>	49	67	11	0	0
Total Votes Cast	291	100.00%	<div><div></div></div>	103	168	20	0	0
Overvotes	0			0	0	0	0	0
Undervotes	94			16	72	6	0	0
Contest Totals	385			119	240	26	0	0

Summary Results Report
May 1st, 2021 City/School General and Special
Elections
May 1st, 2021

Final Results
SOVC
Collin County

015

Statistics

	TOTAL	Election Day	Early Voting	Ballot By Mail	Provision al Ballots	Limited Ballots
Registered Voters - Total	1,595					
Ballots Cast - Total	283	86	173	22	2	0
Voter Turnout - Total	17.74%					

Councilmember, Place No.2 Plano

Vote For 1

	TOTAL	VOTE %		Election Day	Early Voting	Ballot By Mail	Provision al Ballots	Limited Ballots
Anthony Ricciardelli	148	59.44%	<div><div></div></div>	49	89	9	1	0
Steve Lavine	101	40.56%	<div><div></div></div>	27	63	10	1	0
Total Votes Cast	249	100.00%	<div><div></div></div>	76	152	19	2	0
Overvotes	0			0	0	0	0	0
Undervotes	34			10	21	3	0	0
Contest Totals	283			86	173	22	2	0

Councilmember, Place No.4 Plano

Vote For 1

	TOTAL	VOTE %		Election Day	Early Voting	Ballot By Mail	Provision al Ballots	Limited Ballots
Vidal Quintanilla	20	8.13%	<div><div></div></div>	10	7	3	0	0
Justin Adcock	118	47.97%	<div><div></div></div>	38	74	4	2	0
Kayci Prince	83	33.74%	<div><div></div></div>	21	52	10	0	0
Nassat Parveen	25	10.16%	<div><div></div></div>	7	16	2	0	0
Total Votes Cast	246	100.00%	<div><div></div></div>	76	149	19	2	0
Overvotes	0			0	0	0	0	0
Undervotes	37			10	24	3	0	0
Contest Totals	283			86	173	22	2	0

Councilmember, Place No.6 (Mayor)

Vote For 1

	TOTAL	VOTE %		Election Day	Early Voting	Ballot By Mail	Provision al Ballots	Limited Ballots
Lydia Ortega	15	5.36%	<div><div></div></div>	6	7	2	0	0
Lily Bao	144	51.43%	<div><div></div></div>	52	86	5	1	0
John Muns	121	43.21%	<div><div></div></div>	28	77	15	1	0
Total Votes Cast	280	100.00%	<div><div></div></div>	86	170	22	2	0
Overvotes	0			0	0	0	0	0
Undervotes	3			0	3	0	0	0
Contest Totals	283			86	173	22	2	0

Summary Results Report
May 1st, 2021 City/School General and Special
Elections
May 1st, 2021

Final Results
SOVC
Collin County

015

Councilmember, Place No.8 Plano

Vote For 1

	TOTAL	VOTE %		Election Day	Early Voting	Ballot By Mail	Provision al Ballots	Limited Ballots
Elisa Klein	109	45.04%	<div><div></div></div>	28	69	12	0	0
Rick Smith	133	54.96%	<div><div></div></div>	45	83	4	1	0
Total Votes Cast	242	100.00%	<div><div></div></div>	73	152	16	1	0
Overvotes	0			0	0	0	0	0
Undervotes	41			13	21	6	1	0
Contest Totals	283			86	173	22	2	0

Councilmember, Place No.7 Plano

Vote For 1

	TOTAL	VOTE %		Election Day	Early Voting	Ballot By Mail	Provision al Ballots	Limited Ballots
David M. Smith	31	12.65%	<div><div></div></div>	7	16	8	0	0
Julie Holmer	81	33.06%	<div><div></div></div>	25	49	7	0	0
Sandeep Srivastava	40	16.33%	<div><div></div></div>	10	30	0	0	0
Chris Robertson	67	27.35%	<div><div></div></div>	23	41	2	1	0
Bill Lisle III	26	10.61%	<div><div></div></div>	9	15	1	1	0
Total Votes Cast	245	100.00%	<div><div></div></div>	74	151	18	2	0
Overvotes	0			0	0	0	0	0
Undervotes	38			12	22	4	0	0
Contest Totals	283			86	173	22	2	0

Proposition A City of Plano

Vote For 1

	TOTAL	VOTE %		Election Day	Early Voting	Ballot By Mail	Provision al Ballots	Limited Ballots
For	185	74.00%	<div><div></div></div>	54	113	17	1	0
Against	65	26.00%	<div><div></div></div>	20	42	2	1	0
Total Votes Cast	250	100.00%	<div><div></div></div>	74	155	19	2	0
Overvotes	0			0	0	0	0	0
Undervotes	33			12	18	3	0	0
Contest Totals	283			86	173	22	2	0

Proposition B City of Plano

Vote For 1

	TOTAL	VOTE %		Election Day	Early Voting	Ballot By Mail	Provision al Ballots	Limited Ballots
For	170	67.46%	<div><div></div></div>	58	98	13	1	0
Against	82	32.54%	<div><div></div></div>	17	58	6	1	0
Total Votes Cast	252	100.00%	<div><div></div></div>	75	156	19	2	0
Overvotes	0			0	0	0	0	0
Undervotes	31			11	17	3	0	0
Contest Totals	283			86	173	22	2	0

Summary Results Report
May 1st, 2021 City/School General and Special
Elections
May 1st, 2021

Final Results
SOVC
Collin County

015

Proposition C City of Plano

Vote For 1

	TOTAL	VOTE %		Election Day	Early Voting	Ballot By Mail	Provision al Ballots	Limited Ballots
For	113	46.12%	<div><div></div></div>	30	73	9	1	0
Against	132	53.88%	<div><div></div></div>	40	82	9	1	0
Total Votes Cast	245	100.00%	<div><div></div></div>	70	155	18	2	0
Overvotes	0			0	0	0	0	0
Undervotes	38			16	18	4	0	0
Contest Totals	283			86	173	22	2	0

Proposition D City of Plano

Vote For 1

	TOTAL	VOTE %		Election Day	Early Voting	Ballot By Mail	Provision al Ballots	Limited Ballots
For	177	71.37%	<div><div></div></div>	57	107	12	1	0
Against	71	28.63%	<div><div></div></div>	16	49	5	1	0
Total Votes Cast	248	100.00%	<div><div></div></div>	73	156	17	2	0
Overvotes	0			0	0	0	0	0
Undervotes	35			13	17	5	0	0
Contest Totals	283			86	173	22	2	0

Proposition E City of Plano

Vote For 1

	TOTAL	VOTE %		Election Day	Early Voting	Ballot By Mail	Provision al Ballots	Limited Ballots
For	142	58.68%	<div><div></div></div>	43	87	11	1	0
Against	100	41.32%	<div><div></div></div>	27	65	7	1	0
Total Votes Cast	242	100.00%	<div><div></div></div>	70	152	18	2	0
Overvotes	0			0	0	0	0	0
Undervotes	41			16	21	4	0	0
Contest Totals	283			86	173	22	2	0

Proposition F City of Plano

Vote For 1

	TOTAL	VOTE %		Election Day	Early Voting	Ballot By Mail	Provision al Ballots	Limited Ballots
For	174	69.60%	<div><div></div></div>	55	102	16	1	0
Against	76	30.40%	<div><div></div></div>	17	55	3	1	0
Total Votes Cast	250	100.00%	<div><div></div></div>	72	157	19	2	0
Overvotes	0			0	0	0	0	0
Undervotes	33			14	16	3	0	0
Contest Totals	283			86	173	22	2	0

Summary Results Report
May 1st, 2021 City/School General and Special
Elections
May 1st, 2021

Final Results
SOVC
Collin County

015

Trustee, Place 1 Plano

Vote For 1

	TOTAL	VOTE %		Election Day	Early Voting	Ballot By Mail	Provision al Ballots	Limited Ballots
Lauren Tyra	136	59.65%	<div><div></div></div>	35	86	14	1	0
Shafik Ben Guesmia	11	4.82%	<div><div></div></div>	4	7	0	0	0
Semida Voicu	81	35.53%	<div><div></div></div>	29	49	3	0	0
Total Votes Cast	228	100.00%	<div><div></div></div>	68	142	17	1	0
Overvotes	0			0	0	0	0	0
Undervotes	55			18	31	5	1	0
Contest Totals	283			86	173	22	2	0

Trustee, Place 2 Plano

Vote For 1

	TOTAL	VOTE %		Election Day	Early Voting	Ballot By Mail	Provision al Ballots	Limited Ballots
Dayna Oscherwitz	76	33.04%	<div><div></div></div>	22	43	11	0	0
Ajikwaga Felli	17	7.39%	<div><div></div></div>	6	11	0	0	0
Angela Powell	137	59.57%	<div><div></div></div>	41	88	7	1	0
Total Votes Cast	230	100.00%	<div><div></div></div>	69	142	18	1	0
Overvotes	0			0	0	0	0	0
Undervotes	53			17	31	4	1	0
Contest Totals	283			86	173	22	2	0

Trustee, Place 3 Plano

Vote For 1

	TOTAL	VOTE %		Election Day	Early Voting	Ballot By Mail	Provision al Ballots	Limited Ballots
Nancy C. Humphrey	131	59.28%	<div><div></div></div>	36	78	16	1	0
Lynn Walling	90	40.72%	<div><div></div></div>	32	56	2	0	0
Total Votes Cast	221	100.00%	<div><div></div></div>	68	134	18	1	0
Overvotes	0			0	0	0	0	0
Undervotes	62			18	39	4	1	0
Contest Totals	283			86	173	22	2	0

Trustee, Place 6 Plano

Vote For 1

	TOTAL	VOTE %		Election Day	Early Voting	Ballot By Mail	Provision al Ballots	Limited Ballots
Marilyn Loughray	112	49.78%	<div><div></div></div>	36	73	3	0	0
Jeri Chambers	113	50.22%	<div><div></div></div>	31	67	14	1	0
Total Votes Cast	225	100.00%	<div><div></div></div>	67	140	17	1	0
Overvotes	0			0	0	0	0	0
Undervotes	58			19	33	5	1	0
Contest Totals	283			86	173	22	2	0

Summary Results Report
May 1st, 2021 City/School General and Special
Elections
May 1st, 2021

Final Results
SOVC
Collin County

015

Trustee, Place 7 Collin County Community College

Vote For 1

	TOTAL	VOTE %		Election Day	Early Voting	Ballot By Mail	Provision al Ballots	Limited Ballots
Jim Orr	116	54.72%	<div><div></div></div>	35	71	9	1	0
Helen Chang	96	45.28%	<div><div></div></div>	30	59	7	0	0
Total Votes Cast	212	100.00%	<div><div></div></div>	65	130	16	1	0
Overvotes	0			0	0	0	0	0
Undervotes	71			21	43	6	1	0
Contest Totals	283			86	173	22	2	0

Trustee, Place 8 Collin County Community College

Vote For 1

	TOTAL	VOTE %		Election Day	Early Voting	Ballot By Mail	Provision al Ballots	Limited Ballots
Misty Irby	96	45.71%	<div><div></div></div>	28	59	9	0	0
Bob Collins	114	54.29%	<div><div></div></div>	37	69	7	1	0
Total Votes Cast	210	100.00%	<div><div></div></div>	65	128	16	1	0
Overvotes	0			0	0	0	0	0
Undervotes	73			21	45	6	1	0
Contest Totals	283			86	173	22	2	0

Trustee, Place 9 Collin County Community College

Vote For 1

	TOTAL	VOTE %		Election Day	Early Voting	Ballot By Mail	Provision al Ballots	Limited Ballots
Andy Hardin	125	60.68%	<div><div></div></div>	39	76	9	1	0
Jacoby Stewart Sr.	81	39.32%	<div><div></div></div>	26	49	6	0	0
Total Votes Cast	206	100.00%	<div><div></div></div>	65	125	15	1	0
Overvotes	0			0	0	0	0	0
Undervotes	77			21	48	7	1	0
Contest Totals	283			86	173	22	2	0

Summary Results Report
May 1st, 2021 City/School General and Special
Elections
May 1st, 2021

Final Results
SOVC
Collin County

016

Statistics

	TOTAL	Election Day	Early Voting	Ballot By Mail	Provision al Ballots	Limited Ballots
Registered Voters - Total	3,991					
Ballots Cast - Total	694	221	466	7	0	0
Voter Turnout - Total	17.39%					

Mayor McKinney

Vote For 1

	TOTAL	VOTE %		Election Day	Early Voting	Ballot By Mail	Provision al Ballots	Limited Ballots
Jimmy R. Stewart	0	0.00%	<div></div>	0	0	0	0	0
George Fuller	2	100.00%	<div></div>	0	2	0	0	0
Tom Meredith	0	0.00%	<div></div>	0	0	0	0	0
Total Votes Cast	2	100.00%	<div></div>	0	2	0	0	0
Overvotes	0			0	0	0	0	0
Undervotes	0			0	0	0	0	0
Contest Totals	2			0	2	0	0	0

Council Member, District No. 1 McKinney District 1

Vote For 1

	TOTAL	VOTE %		Election Day	Early Voting	Ballot By Mail	Provision al Ballots	Limited Ballots
Cris Treviño	0	0.00%	<div></div>	0	0	0	0	0
Johnny Moore	0	0.00%	<div></div>	0	0	0	0	0
Stan Penn	1	100.00%	<div></div>	0	1	0	0	0
Justin Beller	0	0.00%	<div></div>	0	0	0	0	0
Total Votes Cast	1	100.00%	<div></div>	0	1	0	0	0
Overvotes	0			0	0	0	0	0
Undervotes	1			0	1	0	0	0
Contest Totals	2			0	2	0	0	0

City Council At Large McKinney

Vote For 1

	TOTAL	VOTE %		Election Day	Early Voting	Ballot By Mail	Provision al Ballots	Limited Ballots
Brian J. Magnuson	1	50.00%	<div></div>	0	1	0	0	0
Charlie Philips	1	50.00%	<div></div>	0	1	0	0	0
Total Votes Cast	2	100.00%	<div></div>	0	2	0	0	0
Overvotes	0			0	0	0	0	0
Undervotes	0			0	0	0	0	0
Contest Totals	2			0	2	0	0	0

Summary Results Report
May 1st, 2021 City/School General and Special
Elections
May 1st, 2021

Final Results
SOVC
Collin County

016

Trustee, Place 2 Anna

Vote For 1

	TOTAL	VOTE %		Election Day	Early Voting	Ballot By Mail	Provision al Ballots	Limited Ballots
Jason Adams	2	100.00%	<div><div></div></div>	2	0	0	0	0
Jourdan Henley	0	0.00%	<div><div></div></div>	0	0	0	0	0
Diane Hopewell	0	0.00%	<div><div></div></div>	0	0	0	0	0
Total Votes Cast	2	100.00%	<div><div></div></div>	2	0	0	0	0
Overvotes	0			0	0	0	0	0
Undervotes	0			0	0	0	0	0
Contest Totals	2			2	0	0	0	0

Trustee, Place 6 Anna

Vote For 1

	TOTAL	VOTE %		Election Day	Early Voting	Ballot By Mail	Provision al Ballots	Limited Ballots
Paul "Monty" Renfro	2	100.00%	<div><div></div></div>	2	0	0	0	0
Total Votes Cast	2	100.00%	<div><div></div></div>	2	0	0	0	0
Overvotes	0			0	0	0	0	0
Undervotes	0			0	0	0	0	0
Contest Totals	2			2	0	0	0	0

School District Board of Trustees, Place 2 McKinney District 2

Vote For 1

	TOTAL	VOTE %		Election Day	Early Voting	Ballot By Mail	Provision al Ballots	Limited Ballots
Philip Hassler	115	66.09%	<div><div></div></div>	10	105	0	0	0
Anthony Congine	59	33.91%	<div><div></div></div>	14	39	6	0	0
Total Votes Cast	174	100.00%	<div><div></div></div>	24	144	6	0	0
Overvotes	1			0	0	1	0	0
Undervotes	86			24	62	0	0	0
Contest Totals	261			48	206	7	0	0

School District Board Of Trustees, Place 7 McKinney

Vote For 1

	TOTAL	VOTE %		Election Day	Early Voting	Ballot By Mail	Provision al Ballots	Limited Ballots
Serena Ashcroft	52	25.49%	<div><div></div></div>	12	38	2	0	0
Joy Booth	44	21.57%	<div><div></div></div>	6	36	2	0	0
Harvey Oaxaca	101	49.51%	<div><div></div></div>	11	89	1	0	0
J.B. Franze	7	3.43%	<div><div></div></div>	2	4	1	0	0
Total Votes Cast	204	100.00%	<div><div></div></div>	31	167	6	0	0
Overvotes	1			0	0	1	0	0
Undervotes	56			17	39	0	0	0
Contest Totals	261			48	206	7	0	0

Summary Results Report
May 1st, 2021 City/School General and Special
Elections
May 1st, 2021

Final Results
SOVC
Collin County

016

Proposition A McKinney ISD

Vote For 1

	TOTAL	VOTE %		Election Day	Early Voting	Ballot By Mail	Provision al Ballots	Limited Ballots
For	229	89.45%	<div><div></div></div>	35	187	7	0	0
Against	27	10.55%	<div><div></div></div>	10	17	0	0	0
Total Votes Cast	256	100.00%	<div><div></div></div>	45	204	7	0	0
Overvotes	0			0	0	0	0	0
Undervotes	5			3	2	0	0	0
Contest Totals	261			48	206	7	0	0

Proposition B McKinney ISD

Vote For 1

	TOTAL	VOTE %		Election Day	Early Voting	Ballot By Mail	Provision al Ballots	Limited Ballots
For	208	81.89%	<div><div></div></div>	31	171	6	0	0
Against	46	18.11%	<div><div></div></div>	15	30	1	0	0
Total Votes Cast	254	100.00%	<div><div></div></div>	46	201	7	0	0
Overvotes	0			0	0	0	0	0
Undervotes	7			2	5	0	0	0
Contest Totals	261			48	206	7	0	0

Proposition C McKinney ISD

Vote For 1

	TOTAL	VOTE %		Election Day	Early Voting	Ballot By Mail	Provision al Ballots	Limited Ballots
For	220	85.27%	<div><div></div></div>	34	181	5	0	0
Against	38	14.73%	<div><div></div></div>	12	24	2	0	0
Total Votes Cast	258	100.00%	<div><div></div></div>	46	205	7	0	0
Overvotes	0			0	0	0	0	0
Undervotes	3			2	1	0	0	0
Contest Totals	261			48	206	7	0	0

Proposition D McKinney ISD

Vote For 1

	TOTAL	VOTE %		Election Day	Early Voting	Ballot By Mail	Provision al Ballots	Limited Ballots
For	210	81.71%	<div><div></div></div>	33	174	3	0	0
Against	47	18.29%	<div><div></div></div>	13	30	4	0	0
Total Votes Cast	257	100.00%	<div><div></div></div>	46	204	7	0	0
Overvotes	0			0	0	0	0	0
Undervotes	4			2	2	0	0	0
Contest Totals	261			48	206	7	0	0

Summary Results Report
May 1st, 2021 City/School General and Special
Elections
May 1st, 2021

Final Results
SOVC
Collin County

016

Trustee, Place 3 Melissa

Vote For 1

	TOTAL	VOTE %		Election Day	Early Voting	Ballot By Mail	Provision al Ballots	Limited Ballots
Rachel Taylor	144	36.46%	<div><div></div></div>	46	98	0	0	0
Jason Granger	171	43.29%	<div><div></div></div>	67	104	0	0	0
Kent Norwood	80	20.25%	<div><div></div></div>	47	33	0	0	0
Total Votes Cast	395	100.00%	<div><div></div></div>	160	235	0	0	0
Overvotes	0			0	0	0	0	0
Undervotes	36			11	25	0	0	0
Contest Totals	431			171	260	0	0	0

Trustee, Place 4 Melissa

Vote For 1

	TOTAL	VOTE %		Election Day	Early Voting	Ballot By Mail	Provision al Ballots	Limited Ballots
Jenifer Grace	139	35.37%	<div><div></div></div>	53	86	0	0	0
Russell Cox	254	64.63%	<div><div></div></div>	99	155	0	0	0
Total Votes Cast	393	100.00%	<div><div></div></div>	152	241	0	0	0
Overvotes	0			0	0	0	0	0
Undervotes	38			19	19	0	0	0
Contest Totals	431			171	260	0	0	0

Trustee, Place 5 Melissa

Vote For 1

	TOTAL	VOTE %		Election Day	Early Voting	Ballot By Mail	Provision al Ballots	Limited Ballots
Quentin Thomason	144	36.55%	<div><div></div></div>	68	76	0	0	0
Omar Landrum	250	63.45%	<div><div></div></div>	89	161	0	0	0
Total Votes Cast	394	100.00%	<div><div></div></div>	157	237	0	0	0
Overvotes	0			0	0	0	0	0
Undervotes	37			14	23	0	0	0
Contest Totals	431			171	260	0	0	0

Proposition A Melissa ISD

Vote For 1

	TOTAL	VOTE %		Election Day	Early Voting	Ballot By Mail	Provision al Ballots	Limited Ballots
For	332	79.05%	<div><div></div></div>	123	209	0	0	0
Against	88	20.95%	<div><div></div></div>	46	42	0	0	0
Total Votes Cast	420	100.00%	<div><div></div></div>	169	251	0	0	0
Overvotes	0			0	0	0	0	0
Undervotes	11			2	9	0	0	0
Contest Totals	431			171	260	0	0	0

Summary Results Report
May 1st, 2021 City/School General and Special
Elections
May 1st, 2021

Final Results
SOVC
Collin County

016

Trustee, Place 7 Collin County Community College

Vote For 1

	TOTAL	VOTE %		Election Day	Early Voting	Ballot By Mail	Provision al Ballots	Limited Ballots
Jim Orr	294	63.77%	<div><div></div></div>	104	185	5	0	0
Helen Chang	167	36.23%	<div><div></div></div>	52	113	2	0	0
Total Votes Cast	461	100.00%	<div><div></div></div>	156	298	7	0	0
Overvotes	0			0	0	0	0	0
Undervotes	233			65	168	0	0	0
Contest Totals	694			221	466	7	0	0

Trustee, Place 8 Collin County Community College

Vote For 1

	TOTAL	VOTE %		Election Day	Early Voting	Ballot By Mail	Provision al Ballots	Limited Ballots
Misty Irby	207	45.39%	<div><div></div></div>	64	142	1	0	0
Bob Collins	249	54.61%	<div><div></div></div>	96	147	6	0	0
Total Votes Cast	456	100.00%	<div><div></div></div>	160	289	7	0	0
Overvotes	0			0	0	0	0	0
Undervotes	238			61	177	0	0	0
Contest Totals	694			221	466	7	0	0

Trustee, Place 9 Collin County Community College

Vote For 1

	TOTAL	VOTE %		Election Day	Early Voting	Ballot By Mail	Provision al Ballots	Limited Ballots
Andy Hardin	320	75.12%	<div><div></div></div>	112	203	5	0	0
Jacoby Stewart Sr.	106	24.88%	<div><div></div></div>	33	72	1	0	0
Total Votes Cast	426	100.00%	<div><div></div></div>	145	275	6	0	0
Overvotes	1			0	0	1	0	0
Undervotes	267			76	191	0	0	0
Contest Totals	694			221	466	7	0	0

Summary Results Report
May 1st, 2021 City/School General and Special
Elections
May 1st, 2021

Final Results
SOVC
Collin County

017

Statistics

	TOTAL	Election Day	Early Voting	Ballot By Mail	Provisional Ballots	Limited Ballots
Registered Voters - Total	3,842					
Ballots Cast - Total	503	171	329	3	0	0
Voter Turnout - Total	13.09%					

City Council, Mayor Anna

Vote For 1

	TOTAL	VOTE %		Election Day	Early Voting	Ballot By Mail	Provisional Ballots	Limited Ballots
Glen Johnson	45	9.30%	<div><div></div></div>	12	32	1	0	0
Nate Pike	439	90.70%	<div><div></div></div>	155	282	2	0	0
Total Votes Cast	484	100.00%	<div><div></div></div>	167	314	3	0	0
Overvotes	0			0	0	0	0	0
Undervotes	14			4	10	0	0	0
Contest Totals	498			171	324	3	0	0

City Council, Place 1 Anna

Vote For 1

	TOTAL	VOTE %		Election Day	Early Voting	Ballot By Mail	Provisional Ballots	Limited Ballots
Jimmy Onkangi	120	26.09%	<div><div></div></div>	37	81	2	0	0
Anthony Richardson	65	14.13%	<div><div></div></div>	28	37	0	0	0
Kevin Toten	246	53.48%	<div><div></div></div>	83	162	1	0	0
Bryan F. Heath	29	6.30%	<div><div></div></div>	5	24	0	0	0
Total Votes Cast	460	100.00%	<div><div></div></div>	153	304	3	0	0
Overvotes	0			0	0	0	0	0
Undervotes	38			18	20	0	0	0
Contest Totals	498			171	324	3	0	0

Proposition A City of Anna

Vote For 1

	TOTAL	VOTE %		Election Day	Early Voting	Ballot By Mail	Provisional Ballots	Limited Ballots
For	415	84.87%	<div><div></div></div>	141	271	3	0	0
Against	74	15.13%	<div><div></div></div>	26	48	0	0	0
Total Votes Cast	489	100.00%	<div><div></div></div>	167	319	3	0	0
Overvotes	0			0	0	0	0	0
Undervotes	9			4	5	0	0	0
Contest Totals	498			171	324	3	0	0

Proposition B City of Anna

Vote For 1

	TOTAL	VOTE %		Election Day	Early Voting	Ballot By Mail	Provisional Ballots	Limited Ballots
For	293	60.29%	<div><div></div></div>	94	197	2	0	0
Against	193	39.71%	<div><div></div></div>	72	120	1	0	0
Total Votes Cast	486	100.00%	<div><div></div></div>	166	317	3	0	0
Overvotes	0			0	0	0	0	0
Undervotes	12			5	7	0	0	0
Contest Totals	498			171	324	3	0	0

Summary Results Report
May 1st, 2021 City/School General and Special
Elections
May 1st, 2021

Final Results
SOVC
Collin County

017

Proposition C City of Anna

Vote For 1

	TOTAL	VOTE %		Election Day	Early Voting	Ballot By Mail	Provisional Ballots	Limited Ballots
For	325	67.43%	<div><div></div></div>	109	215	1	0	0
Against	157	32.57%	<div><div></div></div>	60	96	1	0	0
Total Votes Cast	482	100.00%	<div><div></div></div>	169	311	2	0	0
Overvotes	0			0	0	0	0	0
Undervotes	16			2	13	1	0	0
Contest Totals	498			171	324	3	0	0

Trustee, Place 2 Anna

Vote For 1

	TOTAL	VOTE %		Election Day	Early Voting	Ballot By Mail	Provisional Ballots	Limited Ballots
Jason Adams	239	56.24%	<div><div></div></div>	86	152	1	0	0
Jourdan Henley	41	9.65%	<div><div></div></div>	14	27	0	0	0
Diane Hopewell	145	34.12%	<div><div></div></div>	41	104	0	0	0
Total Votes Cast	425	100.00%	<div><div></div></div>	141	283	1	0	0
Overvotes	0			0	0	0	0	0
Undervotes	78			30	46	2	0	0
Contest Totals	503			171	329	3	0	0

Trustee, Place 6 Anna

Vote For 1

	TOTAL	VOTE %		Election Day	Early Voting	Ballot By Mail	Provisional Ballots	Limited Ballots
Paul "Monty" Renfro	289	100.00%	<div><div></div></div>	96	192	1	0	0
Total Votes Cast	289	100.00%	<div><div></div></div>	96	192	1	0	0
Overvotes	0			0	0	0	0	0
Undervotes	214			75	137	2	0	0
Contest Totals	503			171	329	3	0	0

Trustee, Place 7 Collin County Community College

Vote For 1

	TOTAL	VOTE %		Election Day	Early Voting	Ballot By Mail	Provisional Ballots	Limited Ballots
Jim Orr	207	57.82%	<div><div></div></div>	73	133	1	0	0
Helen Chang	151	42.18%	<div><div></div></div>	40	111	0	0	0
Total Votes Cast	358	100.00%	<div><div></div></div>	113	244	1	0	0
Overvotes	0			0	0	0	0	0
Undervotes	145			58	85	2	0	0
Contest Totals	503			171	329	3	0	0

Summary Results Report
May 1st, 2021 City/School General and Special
Elections
May 1st, 2021

Final Results
SOVC
Collin County

017

Trustee, Place 8 Collin County Community College

Vote For 1

	TOTAL	VOTE %		Election Day	Early Voting	Ballot By Mail	Provision al Ballots	Limited Ballots
Misty Irby	174	49.86%	<div><div></div></div>	54	119	1	0	0
Bob Collins	175	50.14%	<div><div></div></div>	60	115	0	0	0
Total Votes Cast	349	100.00%	<div><div></div></div>	114	234	1	0	0
Overvotes	0			0	0	0	0	0
Undervotes	154			57	95	2	0	0
Contest Totals	503			171	329	3	0	0

Trustee, Place 9 Collin County Community College

Vote For 1

	TOTAL	VOTE %		Election Day	Early Voting	Ballot By Mail	Provision al Ballots	Limited Ballots
Andy Hardin	234	68.82%	<div><div></div></div>	71	163	0	0	0
Jacoby Stewart Sr.	106	31.18%	<div><div></div></div>	39	66	1	0	0
Total Votes Cast	340	100.00%	<div><div></div></div>	110	229	1	0	0
Overvotes	0			0	0	0	0	0
Undervotes	163			61	100	2	0	0
Contest Totals	503			171	329	3	0	0

Summary Results Report
May 1st, 2021 City/School General and Special
Elections
May 1st, 2021

Final Results
SOVC
Collin County

018

Statistics

	TOTAL	Election Day	Early Voting	Ballot By Mail	Provision al Ballots	Limited Ballots
Registered Voters - Total	876					
Ballots Cast - Total	44	14	30	0	0	0
Voter Turnout - Total	5.02%					

City Council, Mayor Anna

Vote For 1

	TOTAL	VOTE %	Election Day	Early Voting	Ballot By Mail	Provision al Ballots	Limited Ballots
Glen Johnson	0		0	0	0	0	0
Nate Pike	0		0	0	0	0	0
Total Votes Cast	0		0	0	0	0	0
Overvotes	0		0	0	0	0	0
Undervotes	0		0	0	0	0	0
Contest Totals	0		0	0	0	0	0

City Council, Place 1 Anna

Vote For 1

	TOTAL	VOTE %	Election Day	Early Voting	Ballot By Mail	Provision al Ballots	Limited Ballots
Jimmy Onkangi	0		0	0	0	0	0
Anthony Richardson	0		0	0	0	0	0
Kevin Toten	0		0	0	0	0	0
Bryan F. Heath	0		0	0	0	0	0
Total Votes Cast	0		0	0	0	0	0
Overvotes	0		0	0	0	0	0
Undervotes	0		0	0	0	0	0
Contest Totals	0		0	0	0	0	0

Proposition A City of Anna

Vote For 1

	TOTAL	VOTE %	Election Day	Early Voting	Ballot By Mail	Provision al Ballots	Limited Ballots
For	0		0	0	0	0	0
Against	0		0	0	0	0	0
Total Votes Cast	0		0	0	0	0	0
Overvotes	0		0	0	0	0	0
Undervotes	0		0	0	0	0	0
Contest Totals	0		0	0	0	0	0

Proposition B City of Anna

Vote For 1

	TOTAL	VOTE %	Election Day	Early Voting	Ballot By Mail	Provision al Ballots	Limited Ballots
For	0		0	0	0	0	0
Against	0		0	0	0	0	0
Total Votes Cast	0		0	0	0	0	0
Overvotes	0		0	0	0	0	0
Undervotes	0		0	0	0	0	0
Contest Totals	0		0	0	0	0	0

Summary Results Report
May 1st, 2021 City/School General and Special
Elections
May 1st, 2021

Final Results
SOVC
Collin County

018





Proposition C City of Anna

Vote For 1

	TOTAL	VOTE %	Election Day	Early Voting	Ballot By Mail	Provision al Ballots	Limited Ballots
For	0		0	0	0	0	0
Against	0		0	0	0	0	0
Total Votes Cast	0		0	0	0	0	0
Overvotes	0		0	0	0	0	0
Undervotes	0		0	0	0	0	0
Contest Totals	0		0	0	0	0	0



Trustee, Place 2 Anna

Vote For 1

	TOTAL	VOTE %	Election Day	Early Voting	Ballot By Mail	Provision al Ballots	Limited Ballots
Jason Adams	32	76.19% 	11	21	0	0	0
Jourdan Henley	2	4.76% 	0	2	0	0	0
Diane Hopewell	8	19.05% 	3	5	0	0	0
Total Votes Cast	42	100.00% 	14	28	0	0	0
Overvotes	0		0	0	0	0	0
Undervotes	2		0	2	0	0	0
Contest Totals	44		14	30	0	0	0




Trustee, Place 6 Anna

Vote For 1

	TOTAL	VOTE %	Election Day	Early Voting	Ballot By Mail	Provision al Ballots	Limited Ballots
Paul "Monty" Renfro	31	100.00% 	12	19	0	0	0
Total Votes Cast	31	100.00% 	12	19	0	0	0
Overvotes	0		0	0	0	0	0
Undervotes	13		2	11	0	0	0
Contest Totals	44		14	30	0	0	0

Trustee, Place 7 Collin County Community College

Vote For 1

	TOTAL	VOTE %	Election Day	Early Voting	Ballot By Mail	Provision al Ballots	Limited Ballots
Jim Orr	29	87.88% 	9	20	0	0	0
Helen Chang	4	12.12% 	2	2	0	0	0
Total Votes Cast	33	100.00% 	11	22	0	0	0
Overvotes	0		0	0	0	0	0
Undervotes	11		3	8	0	0	0
Contest Totals	44		14	30	0	0	0

Summary Results Report
May 1st, 2021 City/School General and Special
Elections
May 1st, 2021

Final Results
SOVC
Collin County

018

Trustee, Place 8 Collin County Community College

Vote For 1

	TOTAL	VOTE %		Election Day	Early Voting	Ballot By Mail	Provision al Ballots	Limited Ballots
Misty Irby	7	20.59%	<div><div></div></div>	1	6	0	0	0
Bob Collins	27	79.41%	<div><div></div></div>	10	17	0	0	0
Total Votes Cast	34	100.00%	<div><div></div></div>	11	23	0	0	0
Overvotes	0			0	0	0	0	0
Undervotes	10			3	7	0	0	0
Contest Totals	44			14	30	0	0	0

Trustee, Place 9 Collin County Community College

Vote For 1

	TOTAL	VOTE %		Election Day	Early Voting	Ballot By Mail	Provision al Ballots	Limited Ballots
Andy Hardin	25	78.12%	<div><div></div></div>	7	18	0	0	0
Jacoby Stewart Sr.	7	21.88%	<div><div></div></div>	3	4	0	0	0
Total Votes Cast	32	100.00%	<div><div></div></div>	10	22	0	0	0
Overvotes	0			0	0	0	0	0
Undervotes	12			4	8	0	0	0
Contest Totals	44			14	30	0	0	0

Summary Results Report
May 1st, 2021 City/School General and Special
Elections
May 1st, 2021

Final Results
SOVC
Collin County

019

Statistics

	TOTAL	Election Day	Early Voting	Ballot By Mail	Provision al Ballots	Limited Ballots
Registered Voters - Total	1,606					
Ballots Cast - Total	379	126	235	18	0	0
Voter Turnout - Total	23.60%					

Councilmember, Place No.2 Plano

Vote For 1

	TOTAL	VOTE %		Election Day	Early Voting	Ballot By Mail	Provision al Ballots	Limited Ballots
Anthony Ricciardelli	210	59.49%	<div><div></div></div>	73	129	8	0	0
Steve Lavine	143	40.51%	<div><div></div></div>	48	86	9	0	0
Total Votes Cast	353	100.00%	<div><div></div></div>	121	215	17	0	0
Overvotes	0			0	0	0	0	0
Undervotes	26			5	20	1	0	0
Contest Totals	379			126	235	18	0	0

Councilmember, Place No.4 Plano

Vote For 1

	TOTAL	VOTE %		Election Day	Early Voting	Ballot By Mail	Provision al Ballots	Limited Ballots
Vidal Quintanilla	16	4.71%	<div><div></div></div>	5	10	1	0	0
Justin Adcock	169	49.71%	<div><div></div></div>	53	108	8	0	0
Kayci Prince	126	37.06%	<div><div></div></div>	49	71	6	0	0
Nassat Parveen	29	8.53%	<div><div></div></div>	11	17	1	0	0
Total Votes Cast	340	100.00%	<div><div></div></div>	118	206	16	0	0
Overvotes	0			0	0	0	0	0
Undervotes	39			8	29	2	0	0
Contest Totals	379			126	235	18	0	0

Councilmember, Place No.6 (Mayor)

Vote For 1

	TOTAL	VOTE %		Election Day	Early Voting	Ballot By Mail	Provision al Ballots	Limited Ballots
Lydia Ortega	13	3.47%	<div><div></div></div>	4	8	1	0	0
Lily Bao	174	46.40%	<div><div></div></div>	50	119	5	0	0
John Muns	188	50.13%	<div><div></div></div>	69	107	12	0	0
Total Votes Cast	375	100.00%	<div><div></div></div>	123	234	18	0	0
Overvotes	0			0	0	0	0	0
Undervotes	4			3	1	0	0	0
Contest Totals	379			126	235	18	0	0

Summary Results Report
May 1st, 2021 City/School General and Special
Elections
May 1st, 2021

Final Results
SOVC
Collin County

019

Councilmember, Place No.8 Plano

Vote For 1

	TOTAL	VOTE %		Election Day	Early Voting	Ballot By Mail	Provision al Ballots	Limited Ballots
Elisa Klein	135	39.13%	<div><div></div></div>	52	71	12	0	0
Rick Smith	210	60.87%	<div><div></div></div>	69	137	4	0	0
Total Votes Cast	345	100.00%	<div><div></div></div>	121	208	16	0	0
Overvotes	0			0	0	0	0	0
Undervotes	34			5	27	2	0	0
Contest Totals	379			126	235	18	0	0

Councilmember, Place No.7 Plano

Vote For 1

	TOTAL	VOTE %		Election Day	Early Voting	Ballot By Mail	Provision al Ballots	Limited Ballots
David M. Smith	38	11.01%	<div><div></div></div>	14	21	3	0	0
Julie Holmer	116	33.62%	<div><div></div></div>	45	62	9	0	0
Sandeep Srivastava	41	11.88%	<div><div></div></div>	12	27	2	0	0
Chris Robertson	113	32.75%	<div><div></div></div>	37	76	0	0	0
Bill Lisle III	37	10.72%	<div><div></div></div>	13	24	0	0	0
Total Votes Cast	345	100.00%	<div><div></div></div>	121	210	14	0	0
Overvotes	0			0	0	0	0	0
Undervotes	34			5	25	4	0	0
Contest Totals	379			126	235	18	0	0

Proposition A City of Plano

Vote For 1

	TOTAL	VOTE %		Election Day	Early Voting	Ballot By Mail	Provision al Ballots	Limited Ballots
For	269	75.77%	<div><div></div></div>	89	167	13	0	0
Against	86	24.23%	<div><div></div></div>	28	54	4	0	0
Total Votes Cast	355	100.00%	<div><div></div></div>	117	221	17	0	0
Overvotes	0			0	0	0	0	0
Undervotes	24			9	14	1	0	0
Contest Totals	379			126	235	18	0	0

Proposition B City of Plano

Vote For 1

	TOTAL	VOTE %		Election Day	Early Voting	Ballot By Mail	Provision al Ballots	Limited Ballots
For	246	69.30%	<div><div></div></div>	75	161	10	0	0
Against	109	30.70%	<div><div></div></div>	41	61	7	0	0
Total Votes Cast	355	100.00%	<div><div></div></div>	116	222	17	0	0
Overvotes	0			0	0	0	0	0
Undervotes	24			10	13	1	0	0
Contest Totals	379			126	235	18	0	0

Summary Results Report
May 1st, 2021 City/School General and Special
Elections
May 1st, 2021

Final Results
SOVC
Collin County

019

Proposition C City of Plano

Vote For 1

	TOTAL	VOTE %		Election Day	Early Voting	Ballot By Mail	Provision al Ballots	Limited Ballots
For	200	56.34%	<div><div></div></div>	67	124	9	0	0
Against	155	43.66%	<div><div></div></div>	52	95	8	0	0
Total Votes Cast	355	100.00%	<div><div></div></div>	119	219	17	0	0
Overvotes	0			0	0	0	0	0
Undervotes	24			7	16	1	0	0
Contest Totals	379			126	235	18	0	0

Proposition D City of Plano

Vote For 1

	TOTAL	VOTE %		Election Day	Early Voting	Ballot By Mail	Provision al Ballots	Limited Ballots
For	257	71.99%	<div><div></div></div>	86	156	15	0	0
Against	100	28.01%	<div><div></div></div>	34	64	2	0	0
Total Votes Cast	357	100.00%	<div><div></div></div>	120	220	17	0	0
Overvotes	0			0	0	0	0	0
Undervotes	22			6	15	1	0	0
Contest Totals	379			126	235	18	0	0

Proposition E City of Plano

Vote For 1

	TOTAL	VOTE %		Election Day	Early Voting	Ballot By Mail	Provision al Ballots	Limited Ballots
For	216	61.36%	<div><div></div></div>	77	126	13	0	0
Against	136	38.64%	<div><div></div></div>	40	92	4	0	0
Total Votes Cast	352	100.00%	<div><div></div></div>	117	218	17	0	0
Overvotes	0			0	0	0	0	0
Undervotes	27			9	17	1	0	0
Contest Totals	379			126	235	18	0	0

Proposition F City of Plano

Vote For 1

	TOTAL	VOTE %		Election Day	Early Voting	Ballot By Mail	Provision al Ballots	Limited Ballots
For	259	72.75%	<div><div></div></div>	93	152	14	0	0
Against	97	27.25%	<div><div></div></div>	26	68	3	0	0
Total Votes Cast	356	100.00%	<div><div></div></div>	119	220	17	0	0
Overvotes	0			0	0	0	0	0
Undervotes	23			7	15	1	0	0
Contest Totals	379			126	235	18	0	0

Summary Results Report
May 1st, 2021 City/School General and Special
Elections
May 1st, 2021

Final Results
SOVC
Collin County

019

Trustee, Place 1 Plano

Vote For 1

	TOTAL	VOTE %		Election Day	Early Voting	Ballot By Mail	Provision al Ballots	Limited Ballots
Lauren Tyra	193	60.50%	<div><div></div></div>	61	115	17	0	0
Shafik Ben Guesmia	12	3.76%	<div><div></div></div>	6	6	0	0	0
Semida Voicu	114	35.74%	<div><div></div></div>	41	73	0	0	0
Total Votes Cast	319	100.00%	<div><div></div></div>	108	194	17	0	0
Overvotes	0			0	0	0	0	0
Undervotes	60			18	41	1	0	0
Contest Totals	379			126	235	18	0	0

Trustee, Place 2 Plano

Vote For 1

	TOTAL	VOTE %		Election Day	Early Voting	Ballot By Mail	Provision al Ballots	Limited Ballots
Dayna Oscherwitz	129	40.57%	<div><div></div></div>	45	75	9	0	0
Ajikwaga Felli	8	2.52%	<div><div></div></div>	1	6	1	0	0
Angela Powell	181	56.92%	<div><div></div></div>	63	111	7	0	0
Total Votes Cast	318	100.00%	<div><div></div></div>	109	192	17	0	0
Overvotes	0			0	0	0	0	0
Undervotes	61			17	43	1	0	0
Contest Totals	379			126	235	18	0	0

Trustee, Place 3 Plano

Vote For 1

	TOTAL	VOTE %		Election Day	Early Voting	Ballot By Mail	Provision al Ballots	Limited Ballots
Nancy C. Humphrey	183	60.80%	<div><div></div></div>	62	109	12	0	0
Lynn Walling	118	39.20%	<div><div></div></div>	38	78	2	0	0
Total Votes Cast	301	100.00%	<div><div></div></div>	100	187	14	0	0
Overvotes	0			0	0	0	0	0
Undervotes	78			26	48	4	0	0
Contest Totals	379			126	235	18	0	0

Trustee, Place 6 Plano

Vote For 1

	TOTAL	VOTE %		Election Day	Early Voting	Ballot By Mail	Provision al Ballots	Limited Ballots
Marilyn Loughray	127	41.50%	<div><div></div></div>	43	81	3	0	0
Jeri Chambers	179	58.50%	<div><div></div></div>	59	108	12	0	0
Total Votes Cast	306	100.00%	<div><div></div></div>	102	189	15	0	0
Overvotes	0			0	0	0	0	0
Undervotes	73			24	46	3	0	0
Contest Totals	379			126	235	18	0	0

Summary Results Report
May 1st, 2021 City/School General and Special
Elections
May 1st, 2021

Final Results
SOVC
Collin County

019

Trustee, Place 7 Collin County Community College

Vote For 1

	TOTAL	VOTE %		Election Day	Early Voting	Ballot By Mail	Provision al Ballots	Limited Ballots
Jim Orr	171	56.44%	<div><div></div></div>	57	110	4	0	0
Helen Chang	132	43.56%	<div><div></div></div>	48	75	9	0	0
Total Votes Cast	303	100.00%	<div><div></div></div>	105	185	13	0	0
Overvotes	0			0	0	0	0	0
Undervotes	76			21	50	5	0	0
Contest Totals	379			126	235	18	0	0

Trustee, Place 8 Collin County Community College

Vote For 1

	TOTAL	VOTE %		Election Day	Early Voting	Ballot By Mail	Provision al Ballots	Limited Ballots
Misty Irby	133	44.93%	<div><div></div></div>	54	70	9	0	0
Bob Collins	163	55.07%	<div><div></div></div>	48	109	6	0	0
Total Votes Cast	296	100.00%	<div><div></div></div>	102	179	15	0	0
Overvotes	0			0	0	0	0	0
Undervotes	83			24	56	3	0	0
Contest Totals	379			126	235	18	0	0

Trustee, Place 9 Collin County Community College

Vote For 1

	TOTAL	VOTE %		Election Day	Early Voting	Ballot By Mail	Provision al Ballots	Limited Ballots
Andy Hardin	184	63.23%	<div><div></div></div>	60	118	6	0	0
Jacoby Stewart Sr.	107	36.77%	<div><div></div></div>	40	60	7	0	0
Total Votes Cast	291	100.00%	<div><div></div></div>	100	178	13	0	0
Overvotes	0			0	0	0	0	0
Undervotes	88			26	57	5	0	0
Contest Totals	379			126	235	18	0	0

Summary Results Report
May 1st, 2021 City/School General and Special
Elections
May 1st, 2021

Final Results
SOVC
Collin County

020

Statistics

	TOTAL	Election Day	Early Voting	Ballot By Mail	Provision al Ballots	Limited Ballots
Registered Voters - Total	823					
Ballots Cast - Total	72	19	51	2	0	0
Voter Turnout - Total	8.75%					

Mayor McKinney

Vote For 1

	TOTAL	VOTE %	Election Day	Early Voting	Ballot By Mail	Provision al Ballots	Limited Ballots
Jimmy R. Stewart	0		0	0	0	0	0
George Fuller	0		0	0	0	0	0
Tom Meredith	0		0	0	0	0	0
Total Votes Cast	0		0	0	0	0	0
Overvotes	0		0	0	0	0	0
Undervotes	0		0	0	0	0	0
Contest Totals	0		0	0	0	0	0

Council Member, District No. 1 McKinney District 1

Vote For 1

	TOTAL	VOTE %	Election Day	Early Voting	Ballot By Mail	Provision al Ballots	Limited Ballots
Cris Treviño	0		0	0	0	0	0
Johnny Moore	0		0	0	0	0	0
Stan Penn	0		0	0	0	0	0
Justin Beller	0		0	0	0	0	0
Total Votes Cast	0		0	0	0	0	0
Overvotes	0		0	0	0	0	0
Undervotes	0		0	0	0	0	0
Contest Totals	0		0	0	0	0	0

City Council At Large McKinney

Vote For 1

	TOTAL	VOTE %	Election Day	Early Voting	Ballot By Mail	Provision al Ballots	Limited Ballots
Brian J. Magnuson	0		0	0	0	0	0
Charlie Philips	0		0	0	0	0	0
Total Votes Cast	0		0	0	0	0	0
Overvotes	0		0	0	0	0	0
Undervotes	0		0	0	0	0	0
Contest Totals	0		0	0	0	0	0

Summary Results Report
May 1st, 2021 City/School General and Special
Elections
May 1st, 2021

Final Results
SOVC
Collin County

020

Trustee, Place 2 Anna

Vote For 1

	TOTAL	VOTE %	Election Day	Early Voting	Ballot By Mail	Provision al Ballots	Limited Ballots
Jason Adams	0		0	0	0	0	0
Jourdan Henley	0		0	0	0	0	0
Diane Hopewell	0		0	0	0	0	0
Total Votes Cast	0		0	0	0	0	0
Overvotes	0		0	0	0	0	0
Undervotes	0		0	0	0	0	0
Contest Totals	0		0	0	0	0	0



Trustee, Place 6 Anna

Vote For 1

	TOTAL	VOTE %	Election Day	Early Voting	Ballot By Mail	Provision al Ballots	Limited Ballots
Paul "Monty" Renfro	0		0	0	0	0	0
Total Votes Cast	0		0	0	0	0	0
Overvotes	0		0	0	0	0	0
Undervotes	0		0	0	0	0	0
Contest Totals	0		0	0	0	0	0



Trustee, Place 5 Celina

Vote For 1

	TOTAL	VOTE %	Election Day	Early Voting	Ballot By Mail	Provision al Ballots	Limited Ballots
Tracey Balsamo	17	100.00% 	5	12	0	0	0
Total Votes Cast	17	100.00% 	5	12	0	0	0
Overvotes	0		0	0	0	0	0
Undervotes	5		1	4	0	0	0
Contest Totals	22		6	16	0	0	0

Trustee, Place 6 Celina

Vote For 1

	TOTAL	VOTE %	Election Day	Early Voting	Ballot By Mail	Provision al Ballots	Limited Ballots
Kelly Juergens	15	100.00% 	4	11	0	0	0
Total Votes Cast	15	100.00% 	4	11	0	0	0
Overvotes	0		0	0	0	0	0
Undervotes	7		2	5	0	0	0
Contest Totals	22		6	16	0	0	0

Summary Results Report
May 1st, 2021 City/School General and Special
Elections
May 1st, 2021

Final Results
SOVC
Collin County

020

Trustee, Place 7 Celina

Vote For 1

	TOTAL	VOTE %		Election Day	Early Voting	Ballot By Mail	Provision al Ballots	Limited Ballots
Vicky Hogue	3	14.29%	<div><div></div></div>	1	2	0	0	0
Todd Snyder	18	85.71%	<div><div></div></div>	4	14	0	0	0
Total Votes Cast	21	100.00%	<div><div></div></div>	5	16	0	0	0
Overvotes	0			0	0	0	0	0
Undervotes	1			1	0	0	0	0
Contest Totals	22			6	16	0	0	0

School District Board of Trustees, Place 2 McKinney District 2

Vote For 1

	TOTAL	VOTE %		Election Day	Early Voting	Ballot By Mail	Provision al Ballots	Limited Ballots
Philip Hassler	25	71.43%	<div><div></div></div>	4	19	2	0	0
Anthony Congine	10	28.57%	<div><div></div></div>	3	7	0	0	0
Total Votes Cast	35	100.00%	<div><div></div></div>	7	26	2	0	0
Overvotes	0			0	0	0	0	0
Undervotes	15			6	9	0	0	0
Contest Totals	50			13	35	2	0	0

School District Board Of Trustees, Place 7 McKinney

Vote For 1

	TOTAL	VOTE %		Election Day	Early Voting	Ballot By Mail	Provision al Ballots	Limited Ballots
Serena Ashcroft	9	19.57%	<div><div></div></div>	2	7	0	0	0
Joy Booth	14	30.43%	<div><div></div></div>	3	9	2	0	0
Harvey Oaxaca	22	47.83%	<div><div></div></div>	5	17	0	0	0
J.B. Franze	1	2.17%	<div><div></div></div>	1	0	0	0	0
Total Votes Cast	46	100.00%	<div><div></div></div>	11	33	2	0	0
Overvotes	0			0	0	0	0	0
Undervotes	4			2	2	0	0	0
Contest Totals	50			13	35	2	0	0

Proposition A McKinney ISD

Vote For 1

	TOTAL	VOTE %		Election Day	Early Voting	Ballot By Mail	Provision al Ballots	Limited Ballots
For	35	71.43%	<div><div></div></div>	4	29	2	0	0
Against	14	28.57%	<div><div></div></div>	8	6	0	0	0
Total Votes Cast	49	100.00%	<div><div></div></div>	12	35	2	0	0
Overvotes	0			0	0	0	0	0
Undervotes	1			1	0	0	0	0
Contest Totals	50			13	35	2	0	0

Summary Results Report
May 1st, 2021 City/School General and Special
Elections
May 1st, 2021

Final Results
SOVC
Collin County

020

Proposition B McKinney ISD

Vote For 1

	TOTAL	VOTE %		Election Day	Early Voting	Ballot By Mail	Provision al Ballots	Limited Ballots
For	34	69.39%	<div><div></div></div>	5	27	2	0	0
Against	15	30.61%	<div><div></div></div>	7	8	0	0	0
Total Votes Cast	49	100.00%	<div><div></div></div>	12	35	2	0	0
Overvotes	0			0	0	0	0	0
Undervotes	1			1	0	0	0	0
Contest Totals	50			13	35	2	0	0

Proposition C McKinney ISD

Vote For 1

	TOTAL	VOTE %		Election Day	Early Voting	Ballot By Mail	Provision al Ballots	Limited Ballots
For	29	59.18%	<div><div></div></div>	2	27	0	0	0
Against	20	40.82%	<div><div></div></div>	10	8	2	0	0
Total Votes Cast	49	100.00%	<div><div></div></div>	12	35	2	0	0
Overvotes	0			0	0	0	0	0
Undervotes	1			1	0	0	0	0
Contest Totals	50			13	35	2	0	0

Proposition D McKinney ISD

Vote For 1

	TOTAL	VOTE %		Election Day	Early Voting	Ballot By Mail	Provision al Ballots	Limited Ballots
For	31	64.58%	<div><div></div></div>	3	26	2	0	0
Against	17	35.42%	<div><div></div></div>	9	8	0	0	0
Total Votes Cast	48	100.00%	<div><div></div></div>	12	34	2	0	0
Overvotes	0			0	0	0	0	0
Undervotes	2			1	1	0	0	0
Contest Totals	50			13	35	2	0	0

Trustee, Place 7 Collin County Community College

Vote For 1

	TOTAL	VOTE %		Election Day	Early Voting	Ballot By Mail	Provision al Ballots	Limited Ballots
Jim Orr	41	73.21%	<div><div></div></div>	11	30	0	0	0
Helen Chang	15	26.79%	<div><div></div></div>	3	10	2	0	0
Total Votes Cast	56	100.00%	<div><div></div></div>	14	40	2	0	0
Overvotes	0			0	0	0	0	0
Undervotes	16			5	11	0	0	0
Contest Totals	72			19	51	2	0	0

Summary Results Report
May 1st, 2021 City/School General and Special
Elections
May 1st, 2021

Final Results
SOVC
Collin County

020

Trustee, Place 8 Collin County Community College

Vote For 1

	TOTAL	VOTE %		Election Day	Early Voting	Ballot By Mail	Provision al Ballots	Limited Ballots
Misty Irby	20	39.22%	<div><div></div></div>	6	12	2	0	0
Bob Collins	31	60.78%	<div><div></div></div>	5	26	0	0	0
Total Votes Cast	51	100.00%	<div><div></div></div>	11	38	2	0	0
Overvotes	0			0	0	0	0	0
Undervotes	21			8	13	0	0	0
Contest Totals	72			19	51	2	0	0

Trustee, Place 9 Collin County Community College

Vote For 1

	TOTAL	VOTE %		Election Day	Early Voting	Ballot By Mail	Provision al Ballots	Limited Ballots
Andy Hardin	38	74.51%	<div><div></div></div>	11	27	0	0	0
Jacoby Stewart Sr.	13	25.49%	<div><div></div></div>	0	11	2	0	0
Total Votes Cast	51	100.00%	<div><div></div></div>	11	38	2	0	0
Overvotes	0			0	0	0	0	0
Undervotes	21			8	13	0	0	0
Contest Totals	72			19	51	2	0	0

Proposition A East Fork Fresh Water Supply

Vote For 1

	TOTAL	VOTE %		Election Day	Early Voting	Ballot By Mail	Provision al Ballots	Limited Ballots
For	1	100.00%	<div><div></div></div>	0	1	0	0	0
Against	0	0.00%	<div><div></div></div>	0	0	0	0	0
Total Votes Cast	1	100.00%	<div><div></div></div>	0	1	0	0	0
Overvotes	0			0	0	0	0	0
Undervotes	0			0	0	0	0	0
Contest Totals	1			0	1	0	0	0

Proposition B East Fork Fresh Water Supply

Vote For 1

	TOTAL	VOTE %		Election Day	Early Voting	Ballot By Mail	Provision al Ballots	Limited Ballots
For	1	100.00%	<div><div></div></div>	0	1	0	0	0
Against	0	0.00%	<div><div></div></div>	0	0	0	0	0
Total Votes Cast	1	100.00%	<div><div></div></div>	0	1	0	0	0
Overvotes	0			0	0	0	0	0
Undervotes	0			0	0	0	0	0
Contest Totals	1			0	1	0	0	0

020

Proposition C East Fork Fresh Water Supply

Vote For 1

	TOTAL	VOTE %		Election Day	Early Voting	Ballot By Mail	Provision al Ballots	Limited Ballots
For	1	100.00%	<div></div>	0	1	0	0	0
Against	0	0.00%	<div></div>	0	0	0	0	0
Total Votes Cast	1	100.00%	<div></div>	0	1	0	0	0
Overvotes	0			0	0	0	0	0
Undervotes	0			0	0	0	0	0
Contest Totals	1			0	1	0	0	0

Proposition D East Fork Fresh Water Supply

Vote For 1

	TOTAL	VOTE %		Election Day	Early Voting	Ballot By Mail	Provision al Ballots	Limited Ballots
For	1	100.00%	<div></div>	0	1	0	0	0
Against	0	0.00%	<div></div>	0	0	0	0	0
Total Votes Cast	1	100.00%	<div></div>	0	1	0	0	0
Overvotes	0			0	0	0	0	0
Undervotes	0			0	0	0	0	0
Contest Totals	1			0	1	0	0	0

Proposition E East Fork Fresh Water Supply

Vote For 1

	TOTAL	VOTE %		Election Day	Early Voting	Ballot By Mail	Provision al Ballots	Limited Ballots
For	1	100.00%	<div></div>	0	1	0	0	0
Against	0	0.00%	<div></div>	0	0	0	0	0
Total Votes Cast	1	100.00%	<div></div>	0	1	0	0	0
Overvotes	0			0	0	0	0	0
Undervotes	0			0	0	0	0	0
Contest Totals	1			0	1	0	0	0

Proposition F East Fork Fresh Water Supply

Vote For 1

	TOTAL	VOTE %		Election Day	Early Voting	Ballot By Mail	Provision al Ballots	Limited Ballots
For	1	100.00%	<div></div>	0	1	0	0	0
Against	0	0.00%	<div></div>	0	0	0	0	0
Total Votes Cast	1	100.00%	<div></div>	0	1	0	0	0
Overvotes	0			0	0	0	0	0
Undervotes	0			0	0	0	0	0
Contest Totals	1			0	1	0	0	0

Summary Results Report
 May 1st, 2021 City/School General and Special
 Elections
 May 1st, 2021

Final Results
 SOVC
 Collin County

020

Proposition G East Fork Fresh Water Supply

Vote For 1

	TOTAL	VOTE %		Election Day	Early Voting	Ballot By Mail	Provision al Ballots	Limited Ballots
For	1	100.00%	<div></div>	0	1	0	0	0
Against	0	0.00%	<div></div>	0	0	0	0	0
Total Votes Cast	1	100.00%	<div></div>	0	1	0	0	0
Overvotes	0			0	0	0	0	0
Undervotes	0			0	0	0	0	0
Contest Totals	1			0	1	0	0	0

Proposition H East Fork Fresh Water Supply

Vote For 1

	TOTAL	VOTE %		Election Day	Early Voting	Ballot By Mail	Provision al Ballots	Limited Ballots
For	1	100.00%	<div></div>	0	1	0	0	0
Against	0	0.00%	<div></div>	0	0	0	0	0
Total Votes Cast	1	100.00%	<div></div>	0	1	0	0	0
Overvotes	0			0	0	0	0	0
Undervotes	0			0	0	0	0	0
Contest Totals	1			0	1	0	0	0

Summary Results Report
May 1st, 2021 City/School General and Special
Elections
May 1st, 2021

Final Results
SOVC
Collin County

021

Statistics

	TOTAL	Election Day	Early Voting	Ballot By Mail	Provision al Ballots	Limited Ballots
Registered Voters - Total	4,159					
Ballots Cast - Total	1,007	321	632	54	0	0
Voter Turnout - Total	24.21%					

Councilmember, Place No.2 Plano

Vote For 1

	TOTAL	VOTE %		Election Day	Early Voting	Ballot By Mail	Provision al Ballots	Limited Ballots
Anthony Ricciardelli	518	54.01%	<div><div></div></div>	183	312	23	0	0
Steve Lavine	441	45.99%	<div><div></div></div>	124	290	27	0	0
Total Votes Cast	959	100.00%	<div><div></div></div>	307	602	50	0	0
Overvotes	0			0	0	0	0	0
Undervotes	48			14	30	4	0	0
Contest Totals	1,007			321	632	54	0	0

Councilmember, Place No.4 Plano

Vote For 1

	TOTAL	VOTE %		Election Day	Early Voting	Ballot By Mail	Provision al Ballots	Limited Ballots
Vidal Quintanilla	50	5.25%	<div><div></div></div>	15	32	3	0	0
Justin Adcock	430	45.12%	<div><div></div></div>	144	266	20	0	0
Kayci Prince	336	35.26%	<div><div></div></div>	99	215	22	0	0
Nassat Parveen	137	14.38%	<div><div></div></div>	53	77	7	0	0
Total Votes Cast	953	100.00%	<div><div></div></div>	311	590	52	0	0
Overvotes	0			0	0	0	0	0
Undervotes	54			10	42	2	0	0
Contest Totals	1,007			321	632	54	0	0

Councilmember, Place No.6 (Mayor)

Vote For 1

	TOTAL	VOTE %		Election Day	Early Voting	Ballot By Mail	Provision al Ballots	Limited Ballots
Lydia Ortega	54	5.41%	<div><div></div></div>	19	30	5	0	0
Lily Bao	447	44.79%	<div><div></div></div>	146	276	25	0	0
John Muns	497	49.80%	<div><div></div></div>	153	321	23	0	0
Total Votes Cast	998	100.00%	<div><div></div></div>	318	627	53	0	0
Overvotes	0			0	0	0	0	0
Undervotes	9			3	5	1	0	0
Contest Totals	1,007			321	632	54	0	0

Summary Results Report
May 1st, 2021 City/School General and Special
Elections
May 1st, 2021

Final Results
SOVC
Collin County

021

Councilmember, Place No.8 Plano

Vote For 1

	TOTAL	VOTE %		Election Day	Early Voting	Ballot By Mail	Provision al Ballots	Limited Ballots
Elisa Klein	425	45.41%	<div><div></div></div>	122	277	26	0	0
Rick Smith	511	54.59%	<div><div></div></div>	179	309	23	0	0
Total Votes Cast	936	100.00%	<div><div></div></div>	301	586	49	0	0
Overvotes	0			0	0	0	0	0
Undervotes	71			20	46	5	0	0
Contest Totals	1,007			321	632	54	0	0

Councilmember, Place No.7 Plano

Vote For 1

	TOTAL	VOTE %		Election Day	Early Voting	Ballot By Mail	Provision al Ballots	Limited Ballots
David M. Smith	135	14.32%	<div><div></div></div>	41	85	9	0	0
Julie Holmer	305	32.34%	<div><div></div></div>	84	202	19	0	0
Sandeep Srivastava	119	12.62%	<div><div></div></div>	42	73	4	0	0
Chris Robertson	299	31.71%	<div><div></div></div>	100	184	15	0	0
Bill Lisle III	85	9.01%	<div><div></div></div>	38	44	3	0	0
Total Votes Cast	943	100.00%	<div><div></div></div>	305	588	50	0	0
Overvotes	0			0	0	0	0	0
Undervotes	64			16	44	4	0	0
Contest Totals	1,007			321	632	54	0	0

Proposition A City of Plano

Vote For 1

	TOTAL	VOTE %		Election Day	Early Voting	Ballot By Mail	Provision al Ballots	Limited Ballots
For	743	76.60%	<div><div></div></div>	236	468	39	0	0
Against	227	23.40%	<div><div></div></div>	80	133	14	0	0
Total Votes Cast	970	100.00%	<div><div></div></div>	316	601	53	0	0
Overvotes	0			0	0	0	0	0
Undervotes	37			5	31	1	0	0
Contest Totals	1,007			321	632	54	0	0

Proposition B City of Plano

Vote For 1

	TOTAL	VOTE %		Election Day	Early Voting	Ballot By Mail	Provision al Ballots	Limited Ballots
For	687	71.04%	<div><div></div></div>	220	440	27	0	0
Against	280	28.96%	<div><div></div></div>	93	161	26	0	0
Total Votes Cast	967	100.00%	<div><div></div></div>	313	601	53	0	0
Overvotes	0			0	0	0	0	0
Undervotes	40			8	31	1	0	0
Contest Totals	1,007			321	632	54	0	0

Summary Results Report
May 1st, 2021 City/School General and Special
Elections
May 1st, 2021

Final Results
SOVC
Collin County

021

Proposition C City of Plano

Vote For 1

	TOTAL	VOTE %		Election Day	Early Voting	Ballot By Mail	Provision al Ballots	Limited Ballots
For	478	50.74%	<div><div></div></div>	138	316	24	0	0
Against	464	49.26%	<div><div></div></div>	167	269	28	0	0
Total Votes Cast	942	100.00%	<div><div></div></div>	305	585	52	0	0
Overvotes	0			0	0	0	0	0
Undervotes	65			16	47	2	0	0
Contest Totals	1,007			321	632	54	0	0

Proposition D City of Plano

Vote For 1

	TOTAL	VOTE %		Election Day	Early Voting	Ballot By Mail	Provision al Ballots	Limited Ballots
For	705	74.76%	<div><div></div></div>	229	439	37	0	0
Against	238	25.24%	<div><div></div></div>	78	144	16	0	0
Total Votes Cast	943	100.00%	<div><div></div></div>	307	583	53	0	0
Overvotes	0			0	0	0	0	0
Undervotes	64			14	49	1	0	0
Contest Totals	1,007			321	632	54	0	0

Proposition E City of Plano

Vote For 1

	TOTAL	VOTE %		Election Day	Early Voting	Ballot By Mail	Provision al Ballots	Limited Ballots
For	598	63.75%	<div><div></div></div>	190	381	27	0	0
Against	340	36.25%	<div><div></div></div>	116	199	25	0	0
Total Votes Cast	938	100.00%	<div><div></div></div>	306	580	52	0	0
Overvotes	0			0	0	0	0	0
Undervotes	69			15	52	2	0	0
Contest Totals	1,007			321	632	54	0	0

Proposition F City of Plano

Vote For 1

	TOTAL	VOTE %		Election Day	Early Voting	Ballot By Mail	Provision al Ballots	Limited Ballots
For	688	72.73%	<div><div></div></div>	215	440	33	0	0
Against	258	27.27%	<div><div></div></div>	94	145	19	0	0
Total Votes Cast	946	100.00%	<div><div></div></div>	309	585	52	0	0
Overvotes	0			0	0	0	0	0
Undervotes	61			12	47	2	0	0
Contest Totals	1,007			321	632	54	0	0

Summary Results Report
May 1st, 2021 City/School General and Special
Elections
May 1st, 2021

Final Results
SOVC
Collin County

021

Trustee, Place 1 Plano

Vote For 1

	TOTAL	VOTE %		Election Day	Early Voting	Ballot By Mail	Provision al Ballots	Limited Ballots
Lauren Tyra	509	59.95%	<div><div></div></div>	161	315	33	0	0
Shafik Ben Guesmia	27	3.18%	<div><div></div></div>	7	18	2	0	0
Semida Voicu	313	36.87%	<div><div></div></div>	105	194	14	0	0
Total Votes Cast	849	100.00%	<div><div></div></div>	273	527	49	0	0
Overvotes	0			0	0	0	0	0
Undervotes	158			48	105	5	0	0
Contest Totals	1,007			321	632	54	0	0

Trustee, Place 2 Plano

Vote For 1

	TOTAL	VOTE %		Election Day	Early Voting	Ballot By Mail	Provision al Ballots	Limited Ballots
Dayna Oscherwitz	359	41.89%	<div><div></div></div>	105	234	20	0	0
Ajikwaga Felli	38	4.43%	<div><div></div></div>	8	29	1	0	0
Angela Powell	460	53.68%	<div><div></div></div>	161	272	27	0	0
Total Votes Cast	857	100.00%	<div><div></div></div>	274	535	48	0	0
Overvotes	0			0	0	0	0	0
Undervotes	150			47	97	6	0	0
Contest Totals	1,007			321	632	54	0	0

Trustee, Place 3 Plano

Vote For 1

	TOTAL	VOTE %		Election Day	Early Voting	Ballot By Mail	Provision al Ballots	Limited Ballots
Nancy C. Humphrey	480	58.47%	<div><div></div></div>	150	306	24	0	0
Lynn Walling	341	41.53%	<div><div></div></div>	118	202	21	0	0
Total Votes Cast	821	100.00%	<div><div></div></div>	268	508	45	0	0
Overvotes	0			0	0	0	0	0
Undervotes	186			53	124	9	0	0
Contest Totals	1,007			321	632	54	0	0

Trustee, Place 6 Plano

Vote For 1

	TOTAL	VOTE %		Election Day	Early Voting	Ballot By Mail	Provision al Ballots	Limited Ballots
Marilyn Loughray	368	43.86%	<div><div></div></div>	123	226	19	0	0
Jeri Chambers	471	56.14%	<div><div></div></div>	146	297	28	0	0
Total Votes Cast	839	100.00%	<div><div></div></div>	269	523	47	0	0
Overvotes	0			0	0	0	0	0
Undervotes	168			52	109	7	0	0
Contest Totals	1,007			321	632	54	0	0

Summary Results Report
May 1st, 2021 City/School General and Special
Elections
May 1st, 2021

Final Results
SOVC
Collin County

021

Trustee, Place 7 Collin County Community College

Vote For 1

	TOTAL	VOTE %		Election Day	Early Voting	Ballot By Mail	Provision al Ballots	Limited Ballots
Jim Orr	417	49.88%	<div><div></div></div>	150	241	26	0	0
Helen Chang	419	50.12%	<div><div></div></div>	123	276	20	0	0
Total Votes Cast	836	100.00%	<div><div></div></div>	273	517	46	0	0
Overvotes	0			0	0	0	0	0
Undervotes	171			48	115	8	0	0
Contest Totals	1,007			321	632	54	0	0

Trustee, Place 8 Collin County Community College

Vote For 1

	TOTAL	VOTE %		Election Day	Early Voting	Ballot By Mail	Provision al Ballots	Limited Ballots
Misty Irby	379	47.43%	<div><div></div></div>	112	243	24	0	0
Bob Collins	420	52.57%	<div><div></div></div>	151	247	22	0	0
Total Votes Cast	799	100.00%	<div><div></div></div>	263	490	46	0	0
Overvotes	0			0	0	0	0	0
Undervotes	208			58	142	8	0	0
Contest Totals	1,007			321	632	54	0	0

Trustee, Place 9 Collin County Community College

Vote For 1

	TOTAL	VOTE %		Election Day	Early Voting	Ballot By Mail	Provision al Ballots	Limited Ballots
Andy Hardin	442	56.38%	<div><div></div></div>	144	272	26	0	0
Jacoby Stewart Sr.	342	43.62%	<div><div></div></div>	113	210	19	0	0
Total Votes Cast	784	100.00%	<div><div></div></div>	257	482	45	0	0
Overvotes	0			0	0	0	0	0
Undervotes	223			64	150	9	0	0
Contest Totals	1,007			321	632	54	0	0

Summary Results Report
May 1st, 2021 City/School General and Special
Elections
May 1st, 2021

Final Results
SOVC
Collin County

022

Statistics

	TOTAL	Election Day	Early Voting	Ballot By Mail	Provision al Ballots	Limited Ballots
Registered Voters - Total	4,064					
Ballots Cast - Total	501	137	361	3	0	0
Voter Turnout - Total	12.33%					

Councilman, Place 2 Celina

Vote For 1

	TOTAL	VOTE %		Election Day	Early Voting	Ballot By Mail	Provision al Ballots	Limited Ballots
Jay Pierce	334	100.00%	<div><div></div></div>	88	243	3	0	0
Total Votes Cast	334	100.00%	<div><div></div></div>	88	243	3	0	0
Overvotes	0			0	0	0	0	0
Undervotes	131			41	90	0	0	0
Contest Totals	465			129	333	3	0	0

Councilman, Place 3 Celina

Vote For 1

	TOTAL	VOTE %		Election Day	Early Voting	Ballot By Mail	Provision al Ballots	Limited Ballots
Andy "Hop" Hopkins	331	72.59%	<div><div></div></div>	83	248	0	0	0
Lanford Rodgers	125	27.41%	<div><div></div></div>	42	80	3	0	0
Total Votes Cast	456	100.00%	<div><div></div></div>	125	328	3	0	0
Overvotes	0			0	0	0	0	0
Undervotes	9			4	5	0	0	0
Contest Totals	465			129	333	3	0	0

Trustee, Place 5 Celina

Vote For 1

	TOTAL	VOTE %		Election Day	Early Voting	Ballot By Mail	Provision al Ballots	Limited Ballots
Tracey Balsamo	364	100.00%	<div><div></div></div>	97	264	3	0	0
Total Votes Cast	364	100.00%	<div><div></div></div>	97	264	3	0	0
Overvotes	0			0	0	0	0	0
Undervotes	137			40	97	0	0	0
Contest Totals	501			137	361	3	0	0

Trustee, Place 6 Celina

Vote For 1

	TOTAL	VOTE %		Election Day	Early Voting	Ballot By Mail	Provision al Ballots	Limited Ballots
Kelly Juergens	361	100.00%	<div><div></div></div>	94	264	3	0	0
Total Votes Cast	361	100.00%	<div><div></div></div>	94	264	3	0	0
Overvotes	0			0	0	0	0	0
Undervotes	140			43	97	0	0	0
Contest Totals	501			137	361	3	0	0

Summary Results Report
May 1st, 2021 City/School General and Special
Elections
May 1st, 2021

Final Results
SOVC
Collin County

022

Trustee, Place 7 Celina

Vote For 1

	TOTAL	VOTE %		Election Day	Early Voting	Ballot By Mail	Provision al Ballots	Limited Ballots
Vicky Hogue	95	22.04%	<div><div></div></div>	25	68	2	0	0
Todd Snyder	336	77.96%	<div><div></div></div>	87	248	1	0	0
Total Votes Cast	431	100.00%	<div><div></div></div>	112	316	3	0	0
Overvotes	0			0	0	0	0	0
Undervotes	70			25	45	0	0	0
Contest Totals	501			137	361	3	0	0

Trustee, Place 7 Collin County Community College

Vote For 1

	TOTAL	VOTE %		Election Day	Early Voting	Ballot By Mail	Provision al Ballots	Limited Ballots
Jim Orr	273	76.47%	<div><div></div></div>	71	202	0	0	0
Helen Chang	84	23.53%	<div><div></div></div>	26	55	3	0	0
Total Votes Cast	357	100.00%	<div><div></div></div>	97	257	3	0	0
Overvotes	0			0	0	0	0	0
Undervotes	144			40	104	0	0	0
Contest Totals	501			137	361	3	0	0

Trustee, Place 8 Collin County Community College

Vote For 1

	TOTAL	VOTE %		Election Day	Early Voting	Ballot By Mail	Provision al Ballots	Limited Ballots
Misty Irby	119	34.59%	<div><div></div></div>	36	80	3	0	0
Bob Collins	225	65.41%	<div><div></div></div>	59	166	0	0	0
Total Votes Cast	344	100.00%	<div><div></div></div>	95	246	3	0	0
Overvotes	0			0	0	0	0	0
Undervotes	157			42	115	0	0	0
Contest Totals	501			137	361	3	0	0

Trustee, Place 9 Collin County Community College

Vote For 1

	TOTAL	VOTE %		Election Day	Early Voting	Ballot By Mail	Provision al Ballots	Limited Ballots
Andy Hardin	272	80.24%	<div><div></div></div>	70	200	2	0	0
Jacoby Stewart Sr.	67	19.76%	<div><div></div></div>	23	43	1	0	0
Total Votes Cast	339	100.00%	<div><div></div></div>	93	243	3	0	0
Overvotes	0			0	0	0	0	0
Undervotes	162			44	118	0	0	0
Contest Totals	501			137	361	3	0	0

Summary Results Report
May 1st, 2021 City/School General and Special
Elections
May 1st, 2021

Final Results
SOVC
Collin County

023

Statistics

	TOTAL	Election Day	Early Voting	Ballot By Mail	Provision al Ballots	Limited Ballots
Registered Voters - Total	2,857					
Ballots Cast - Total	199	80	114	5	0	0
Voter Turnout - Total	6.97%					

Councilmember, Place No.2 Plano

Vote For 1

	TOTAL	VOTE %		Election Day	Early Voting	Ballot By Mail	Provision al Ballots	Limited Ballots
Anthony Ricciardelli	58	32.04%	<div><div></div></div>	25	31	2	0	0
Steve Lavine	123	67.96%	<div><div></div></div>	46	74	3	0	0
Total Votes Cast	181	100.00%	<div><div></div></div>	71	105	5	0	0
Overvotes	0			0	0	0	0	0
Undervotes	18			9	9	0	0	0
Contest Totals	199			80	114	5	0	0

Councilmember, Place No.4 Plano

Vote For 1

	TOTAL	VOTE %		Election Day	Early Voting	Ballot By Mail	Provision al Ballots	Limited Ballots
Vidal Quintanilla	14	7.91%	<div><div></div></div>	4	9	1	0	0
Justin Adcock	37	20.90%	<div><div></div></div>	15	21	1	0	0
Kayci Prince	64	36.16%	<div><div></div></div>	16	47	1	0	0
Nassat Parveen	62	35.03%	<div><div></div></div>	33	27	2	0	0
Total Votes Cast	177	100.00%	<div><div></div></div>	68	104	5	0	0
Overvotes	0			0	0	0	0	0
Undervotes	22			12	10	0	0	0
Contest Totals	199			80	114	5	0	0

Councilmember, Place No.6 (Mayor)

Vote For 1

	TOTAL	VOTE %		Election Day	Early Voting	Ballot By Mail	Provision al Ballots	Limited Ballots
Lydia Ortega	12	6.15%	<div><div></div></div>	3	9	0	0	0
Lily Bao	45	23.08%	<div><div></div></div>	21	23	1	0	0
John Muns	138	70.77%	<div><div></div></div>	54	80	4	0	0
Total Votes Cast	195	100.00%	<div><div></div></div>	78	112	5	0	0
Overvotes	0			0	0	0	0	0
Undervotes	4			2	2	0	0	0
Contest Totals	199			80	114	5	0	0

Summary Results Report
May 1st, 2021 City/School General and Special
Elections
May 1st, 2021

Final Results
SOVC
Collin County

023

Councilmember, Place No.8 Plano

Vote For 1

	TOTAL	VOTE %		Election Day	Early Voting	Ballot By Mail	Provision al Ballots	Limited Ballots
Elisa Klein	112	65.88%	<div><div></div></div>	35	74	3	0	0
Rick Smith	58	34.12%	<div><div></div></div>	26	30	2	0	0
Total Votes Cast	170	100.00%	<div><div></div></div>	61	104	5	0	0
Overvotes	0			0	0	0	0	0
Undervotes	29			19	10	0	0	0
Contest Totals	199			80	114	5	0	0

Councilmember, Place No.7 Plano

Vote For 1

	TOTAL	VOTE %		Election Day	Early Voting	Ballot By Mail	Provision al Ballots	Limited Ballots
David M. Smith	49	26.63%	<div><div></div></div>	28	20	1	0	0
Julie Holmer	83	45.11%	<div><div></div></div>	23	58	2	0	0
Sandeep Srivastava	14	7.61%	<div><div></div></div>	4	10	0	0	0
Chris Robertson	28	15.22%	<div><div></div></div>	14	13	1	0	0
Bill Lisle III	10	5.43%	<div><div></div></div>	3	6	1	0	0
Total Votes Cast	184	100.00%	<div><div></div></div>	72	107	5	0	0
Overvotes	0			0	0	0	0	0
Undervotes	15			8	7	0	0	0
Contest Totals	199			80	114	5	0	0

Proposition A City of Plano

Vote For 1

	TOTAL	VOTE %		Election Day	Early Voting	Ballot By Mail	Provision al Ballots	Limited Ballots
For	142	79.33%	<div><div></div></div>	54	85	3	0	0
Against	37	20.67%	<div><div></div></div>	17	18	2	0	0
Total Votes Cast	179	100.00%	<div><div></div></div>	71	103	5	0	0
Overvotes	0			0	0	0	0	0
Undervotes	20			9	11	0	0	0
Contest Totals	199			80	114	5	0	0

Proposition B City of Plano

Vote For 1

	TOTAL	VOTE %		Election Day	Early Voting	Ballot By Mail	Provision al Ballots	Limited Ballots
For	136	76.40%	<div><div></div></div>	52	83	1	0	0
Against	42	23.60%	<div><div></div></div>	19	19	4	0	0
Total Votes Cast	178	100.00%	<div><div></div></div>	71	102	5	0	0
Overvotes	0			0	0	0	0	0
Undervotes	21			9	12	0	0	0
Contest Totals	199			80	114	5	0	0

Summary Results Report
May 1st, 2021 City/School General and Special
Elections
May 1st, 2021

Final Results
SOVC
Collin County

023

Proposition C City of Plano

Vote For 1

	TOTAL	VOTE %		Election Day	Early Voting	Ballot By Mail	Provision al Ballots	Limited Ballots
For	105	60.34%	<div><div></div></div>	36	68	1	0	0
Against	69	39.66%	<div><div></div></div>	32	33	4	0	0
Total Votes Cast	174	100.00%	<div><div></div></div>	68	101	5	0	0
Overvotes	0			0	0	0	0	0
Undervotes	25			12	13	0	0	0
Contest Totals	199			80	114	5	0	0

Proposition D City of Plano

Vote For 1

	TOTAL	VOTE %		Election Day	Early Voting	Ballot By Mail	Provision al Ballots	Limited Ballots
For	131	74.43%	<div><div></div></div>	46	80	5	0	0
Against	45	25.57%	<div><div></div></div>	23	22	0	0	0
Total Votes Cast	176	100.00%	<div><div></div></div>	69	102	5	0	0
Overvotes	0			0	0	0	0	0
Undervotes	23			11	12	0	0	0
Contest Totals	199			80	114	5	0	0

Proposition E City of Plano

Vote For 1

	TOTAL	VOTE %		Election Day	Early Voting	Ballot By Mail	Provision al Ballots	Limited Ballots
For	124	70.86%	<div><div></div></div>	46	77	1	0	0
Against	51	29.14%	<div><div></div></div>	22	25	4	0	0
Total Votes Cast	175	100.00%	<div><div></div></div>	68	102	5	0	0
Overvotes	0			0	0	0	0	0
Undervotes	24			12	12	0	0	0
Contest Totals	199			80	114	5	0	0

Proposition F City of Plano

Vote For 1

	TOTAL	VOTE %		Election Day	Early Voting	Ballot By Mail	Provision al Ballots	Limited Ballots
For	144	82.29%	<div><div></div></div>	52	87	5	0	0
Against	31	17.71%	<div><div></div></div>	17	14	0	0	0
Total Votes Cast	175	100.00%	<div><div></div></div>	69	101	5	0	0
Overvotes	0			0	0	0	0	0
Undervotes	24			11	13	0	0	0
Contest Totals	199			80	114	5	0	0

Summary Results Report
May 1st, 2021 City/School General and Special
Elections
May 1st, 2021

Final Results
SOVC
Collin County

023

Trustee, Place 1 Plano

Vote For 1

	TOTAL	VOTE %		Election Day	Early Voting	Ballot By Mail	Provision al Ballots	Limited Ballots
Lauren Tyra	124	72.94%	<div><div></div></div>	41	79	4	0	0
Shafik Ben Guesmia	16	9.41%	<div><div></div></div>	7	9	0	0	0
Semida Voicu	30	17.65%	<div><div></div></div>	14	15	1	0	0
Total Votes Cast	170	100.00%	<div><div></div></div>	62	103	5	0	0
Overvotes	0			0	0	0	0	0
Undervotes	29			18	11	0	0	0
Contest Totals	199			80	114	5	0	0

Trustee, Place 2 Plano

Vote For 1

	TOTAL	VOTE %		Election Day	Early Voting	Ballot By Mail	Provision al Ballots	Limited Ballots
Dayna Oscherwitz	89	53.61%	<div><div></div></div>	28	58	3	0	0
Ajkwaga Felli	15	9.04%	<div><div></div></div>	7	8	0	0	0
Angela Powell	62	37.35%	<div><div></div></div>	24	36	2	0	0
Total Votes Cast	166	100.00%	<div><div></div></div>	59	102	5	0	0
Overvotes	0			0	0	0	0	0
Undervotes	33			21	12	0	0	0
Contest Totals	199			80	114	5	0	0

Trustee, Place 3 Plano

Vote For 1

	TOTAL	VOTE %		Election Day	Early Voting	Ballot By Mail	Provision al Ballots	Limited Ballots
Nancy C. Humphrey	116	72.50%	<div><div></div></div>	37	78	1	0	0
Lynn Walling	44	27.50%	<div><div></div></div>	21	21	2	0	0
Total Votes Cast	160	100.00%	<div><div></div></div>	58	99	3	0	0
Overvotes	0			0	0	0	0	0
Undervotes	39			22	15	2	0	0
Contest Totals	199			80	114	5	0	0

Trustee, Place 6 Plano

Vote For 1

	TOTAL	VOTE %		Election Day	Early Voting	Ballot By Mail	Provision al Ballots	Limited Ballots
Marilyn Loughray	50	30.30%	<div><div></div></div>	21	28	1	0	0
Jeri Chambers	115	69.70%	<div><div></div></div>	38	73	4	0	0
Total Votes Cast	165	100.00%	<div><div></div></div>	59	101	5	0	0
Overvotes	0			0	0	0	0	0
Undervotes	34			21	13	0	0	0
Contest Totals	199			80	114	5	0	0

Summary Results Report
May 1st, 2021 City/School General and Special
Elections
May 1st, 2021

Final Results
SOVC
Collin County

023

Trustee, Place 7 Collin County Community College

Vote For 1

	TOTAL	VOTE %		Election Day	Early Voting	Ballot By Mail	Provision al Ballots	Limited Ballots
Jim Orr	55	32.16%	<div><div></div></div>	24	29	2	0	0
Helen Chang	116	67.84%	<div><div></div></div>	38	75	3	0	0
Total Votes Cast	171	100.00%	<div><div></div></div>	62	104	5	0	0
Overvotes	0			0	0	0	0	0
Undervotes	28			18	10	0	0	0
Contest Totals	199			80	114	5	0	0

Trustee, Place 8 Collin County Community College

Vote For 1

	TOTAL	VOTE %		Election Day	Early Voting	Ballot By Mail	Provision al Ballots	Limited Ballots
Misty Irby	109	64.88%	<div><div></div></div>	36	70	3	0	0
Bob Collins	59	35.12%	<div><div></div></div>	25	32	2	0	0
Total Votes Cast	168	100.00%	<div><div></div></div>	61	102	5	0	0
Overvotes	0			0	0	0	0	0
Undervotes	31			19	12	0	0	0
Contest Totals	199			80	114	5	0	0

Trustee, Place 9 Collin County Community College

Vote For 1

	TOTAL	VOTE %		Election Day	Early Voting	Ballot By Mail	Provision al Ballots	Limited Ballots
Andy Hardin	67	41.61%	<div><div></div></div>	27	38	2	0	0
Jacoby Stewart Sr.	94	58.39%	<div><div></div></div>	32	59	3	0	0
Total Votes Cast	161	100.00%	<div><div></div></div>	59	97	5	0	0
Overvotes	0			0	0	0	0	0
Undervotes	38			21	17	0	0	0
Contest Totals	199			80	114	5	0	0

Summary Results Report
May 1st, 2021 City/School General and Special
Elections
May 1st, 2021

Final Results
SOVC
Collin County

024

Statistics

	TOTAL	Election Day	Early Voting	Ballot By Mail	Provisional Ballots	Limited Ballots
Registered Voters - Total	2,307					
Ballots Cast - Total	91	37	47	7	0	0
Voter Turnout - Total	3.94%					

Member of Council, Place 12 Dallas

Vote For 1

	TOTAL	VOTE %		Election Day	Early Voting	Ballot By Mail	Provisional Ballots	Limited Ballots
Elva Curl	29	31.87%	<div><div></div></div>	16	11	2	0	0
Cara Mendelsohn	62	68.13%	<div><div></div></div>	21	36	5	0	0
Total Votes Cast	91	100.00%	<div><div></div></div>	37	47	7	0	0
Overvotes	0			0	0	0	0	0
Undervotes	0			0	0	0	0	0
Contest Totals	91			37	47	7	0	0

Proposition A City of Dallas

Vote For 1

	TOTAL	VOTE %		Election Day	Early Voting	Ballot By Mail	Provisional Ballots	Limited Ballots
For	25	28.09%	<div><div></div></div>	10	15	0	0	0
Against	64	71.91%	<div><div></div></div>	27	30	7	0	0
Total Votes Cast	89	100.00%	<div><div></div></div>	37	45	7	0	0
Overvotes	0			0	0	0	0	0
Undervotes	2			0	2	0	0	0
Contest Totals	91			37	47	7	0	0

Proposition B City of Dallas

Vote For 1

	TOTAL	VOTE %		Election Day	Early Voting	Ballot By Mail	Provisional Ballots	Limited Ballots
For	21	23.86%	<div><div></div></div>	9	12	0	0	0
Against	67	76.14%	<div><div></div></div>	28	32	7	0	0
Total Votes Cast	88	100.00%	<div><div></div></div>	37	44	7	0	0
Overvotes	0			0	0	0	0	0
Undervotes	3			0	3	0	0	0
Contest Totals	91			37	47	7	0	0

Trustee, Place 1 Plano

Vote For 1

	TOTAL	VOTE %		Election Day	Early Voting	Ballot By Mail	Provisional Ballots	Limited Ballots
Lauren Tyra	59	71.95%	<div><div></div></div>	23	31	5	0	0
Shafik Ben Guesmia	13	15.85%	<div><div></div></div>	6	6	1	0	0
Semida Voicu	10	12.20%	<div><div></div></div>	5	5	0	0	0
Total Votes Cast	82	100.00%	<div><div></div></div>	34	42	6	0	0
Overvotes	0			0	0	0	0	0
Undervotes	9			3	5	1	0	0
Contest Totals	91			37	47	7	0	0

Summary Results Report
May 1st, 2021 City/School General and Special
Elections
May 1st, 2021

Final Results
SOVC
Collin County

024

Trustee, Place 2 Plano

Vote For 1

	TOTAL	VOTE %		Election Day	Early Voting	Ballot By Mail	Provision al Ballots	Limited Ballots
Dayna Oscherwitz	35	43.21%	<div><div></div></div>	13	17	5	0	0
Ajikwaga Felli	10	12.35%	<div><div></div></div>	5	5	0	0	0
Angela Powell	36	44.44%	<div><div></div></div>	15	20	1	0	0
Total Votes Cast	81	100.00%	<div><div></div></div>	33	42	6	0	0
Overvotes	0			0	0	0	0	0
Undervotes	10			4	5	1	0	0
Contest Totals	91			37	47	7	0	0

Trustee, Place 3 Plano

Vote For 1

	TOTAL	VOTE %		Election Day	Early Voting	Ballot By Mail	Provision al Ballots	Limited Ballots
Nancy C. Humphrey	44	57.14%	<div><div></div></div>	13	27	4	0	0
Lynn Walling	33	42.86%	<div><div></div></div>	18	13	2	0	0
Total Votes Cast	77	100.00%	<div><div></div></div>	31	40	6	0	0
Overvotes	0			0	0	0	0	0
Undervotes	14			6	7	1	0	0
Contest Totals	91			37	47	7	0	0

Trustee, Place 6 Plano

Vote For 1

	TOTAL	VOTE %		Election Day	Early Voting	Ballot By Mail	Provision al Ballots	Limited Ballots
Marilyn Loughray	32	43.24%	<div><div></div></div>	13	17	2	0	0
Jeri Chambers	42	56.76%	<div><div></div></div>	17	21	4	0	0
Total Votes Cast	74	100.00%	<div><div></div></div>	30	38	6	0	0
Overvotes	0			0	0	0	0	0
Undervotes	17			7	9	1	0	0
Contest Totals	91			37	47	7	0	0

Trustee, Place 7 Collin County Community College

Vote For 1

	TOTAL	VOTE %		Election Day	Early Voting	Ballot By Mail	Provision al Ballots	Limited Ballots
Jim Orr	26	32.50%	<div><div></div></div>	11	13	2	0	0
Helen Chang	54	67.50%	<div><div></div></div>	21	29	4	0	0
Total Votes Cast	80	100.00%	<div><div></div></div>	32	42	6	0	0
Overvotes	0			0	0	0	0	0
Undervotes	11			5	5	1	0	0
Contest Totals	91			37	47	7	0	0

Summary Results Report
May 1st, 2021 City/School General and Special
Elections
May 1st, 2021

Final Results
SOVC
Collin County

024

Trustee, Place 8 Collin County Community College

Vote For 1

	TOTAL	VOTE %		Election Day	Early Voting	Ballot By Mail	Provision al Ballots	Limited Ballots
Misty Irby	53	66.25%	<div><div></div></div>	20	28	5	0	0
Bob Collins	27	33.75%	<div><div></div></div>	13	13	1	0	0
Total Votes Cast	80	100.00%	<div><div></div></div>	33	41	6	0	0
Overvotes	0			0	0	0	0	0
Undervotes	11			4	6	1	0	0
Contest Totals	91			37	47	7	0	0

Trustee, Place 9 Collin County Community College

Vote For 1

	TOTAL	VOTE %		Election Day	Early Voting	Ballot By Mail	Provision al Ballots	Limited Ballots
Andy Hardin	38	51.35%	<div><div></div></div>	14	21	3	0	0
Jacoby Stewart Sr.	36	48.65%	<div><div></div></div>	15	18	3	0	0
Total Votes Cast	74	100.00%	<div><div></div></div>	29	39	6	0	0
Overvotes	0			0	0	0	0	0
Undervotes	17			8	8	1	0	0
Contest Totals	91			37	47	7	0	0

Summary Results Report
May 1st, 2021 City/School General and Special
Elections
May 1st, 2021

Final Results
SOVC
Collin County

025

Statistics

	TOTAL	Election Day	Early Voting	Ballot By Mail	Provisional Ballots	Limited Ballots
Registered Voters - Total	5,257					
Ballots Cast - Total	265	116	146	3	0	0
Voter Turnout - Total	5.04%					

Trustee, Place 1 Plano

Vote For 1

	TOTAL	VOTE %		Election Day	Early Voting	Ballot By Mail	Provisional Ballots	Limited Ballots
Lauren Tyra	167	64.73%	<div><div></div></div>	72	94	1	0	0
Shafik Ben Guesmia	18	6.98%	<div><div></div></div>	9	9	0	0	0
Semida Voicu	73	28.29%	<div><div></div></div>	31	40	2	0	0
Total Votes Cast	258	100.00%	<div><div></div></div>	112	143	3	0	0
Overvotes	0			0	0	0	0	0
Undervotes	7			4	3	0	0	0
Contest Totals	265			116	146	3	0	0

Trustee, Place 2 Plano

Vote For 1

	TOTAL	VOTE %		Election Day	Early Voting	Ballot By Mail	Provisional Ballots	Limited Ballots
Dayna Oscherwitz	124	48.06%	<div><div></div></div>	51	73	0	0	0
Ajkwaga Felli	25	9.69%	<div><div></div></div>	13	12	0	0	0
Angela Powell	109	42.25%	<div><div></div></div>	48	58	3	0	0
Total Votes Cast	258	100.00%	<div><div></div></div>	112	143	3	0	0
Overvotes	0			0	0	0	0	0
Undervotes	7			4	3	0	0	0
Contest Totals	265			116	146	3	0	0

Trustee, Place 3 Plano

Vote For 1

	TOTAL	VOTE %		Election Day	Early Voting	Ballot By Mail	Provisional Ballots	Limited Ballots
Nancy C. Humphrey	165	64.20%	<div><div></div></div>	75	90	0	0	0
Lynn Walling	92	35.80%	<div><div></div></div>	38	51	3	0	0
Total Votes Cast	257	100.00%	<div><div></div></div>	113	141	3	0	0
Overvotes	0			0	0	0	0	0
Undervotes	8			3	5	0	0	0
Contest Totals	265			116	146	3	0	0

Trustee, Place 6 Plano

Vote For 1

	TOTAL	VOTE %		Election Day	Early Voting	Ballot By Mail	Provisional Ballots	Limited Ballots
Marilyn Loughray	95	37.55%	<div><div></div></div>	42	51	2	0	0
Jeri Chambers	158	62.45%	<div><div></div></div>	68	89	1	0	0
Total Votes Cast	253	100.00%	<div><div></div></div>	110	140	3	0	0
Overvotes	0			0	0	0	0	0
Undervotes	12			6	6	0	0	0
Contest Totals	265			116	146	3	0	0

Summary Results Report
May 1st, 2021 City/School General and Special
Elections
May 1st, 2021

Final Results
SOVC
Collin County

025

Trustee, Place 7 Collin County Community College

Vote For 1

	TOTAL	VOTE %		Election Day	Early Voting	Ballot By Mail	Provision al Ballots	Limited Ballots
Jim Orr	93	36.47%	<div><div></div></div>	36	55	2	0	0
Helen Chang	162	63.53%	<div><div></div></div>	73	88	1	0	0
Total Votes Cast	255	100.00%	<div><div></div></div>	109	143	3	0	0
Overvotes	0			0	0	0	0	0
Undervotes	10			7	3	0	0	0
Contest Totals	265			116	146	3	0	0

Trustee, Place 8 Collin County Community College

Vote For 1

	TOTAL	VOTE %		Election Day	Early Voting	Ballot By Mail	Provision al Ballots	Limited Ballots
Misty Irby	166	65.35%	<div><div></div></div>	77	89	0	0	0
Bob Collins	88	34.65%	<div><div></div></div>	31	54	3	0	0
Total Votes Cast	254	100.00%	<div><div></div></div>	108	143	3	0	0
Overvotes	0			0	0	0	0	0
Undervotes	11			8	3	0	0	0
Contest Totals	265			116	146	3	0	0

Trustee, Place 9 Collin County Community College

Vote For 1

	TOTAL	VOTE %		Election Day	Early Voting	Ballot By Mail	Provision al Ballots	Limited Ballots
Andy Hardin	111	44.40%	<div><div></div></div>	44	65	2	0	0
Jacoby Stewart Sr.	139	55.60%	<div><div></div></div>	63	75	1	0	0
Total Votes Cast	250	100.00%	<div><div></div></div>	107	140	3	0	0
Overvotes	0			0	0	0	0	0
Undervotes	15			9	6	0	0	0
Contest Totals	265			116	146	3	0	0

Summary Results Report
May 1st, 2021 City/School General and Special
Elections
May 1st, 2021

Final Results
SOVC
Collin County

026

Statistics

	TOTAL	Election Day	Early Voting	Ballot By Mail	Provision al Ballots	Limited Ballots
Registered Voters - Total	1,931					
Ballots Cast - Total	329	114	198	16	1	0
Voter Turnout - Total	17.04%					

Councilmember, Place No.2 Plano

Vote For 1

	TOTAL	VOTE %		Election Day	Early Voting	Ballot By Mail	Provision al Ballots	Limited Ballots
Anthony Ricciardelli	152	49.51%	<div><div></div></div>	49	97	5	1	0
Steve Lavine	155	50.49%	<div><div></div></div>	55	89	11	0	0
Total Votes Cast	307	100.00%	<div><div></div></div>	104	186	16	1	0
Overvotes	0			0	0	0	0	0
Undervotes	22			10	12	0	0	0
Contest Totals	329			114	198	16	1	0

Councilmember, Place No.4 Plano

Vote For 1

	TOTAL	VOTE %		Election Day	Early Voting	Ballot By Mail	Provision al Ballots	Limited Ballots
Vidal Quintanilla	16	5.30%	<div><div></div></div>	7	9	0	0	0
Justin Adcock	114	37.75%	<div><div></div></div>	34	74	6	0	0
Kayci Prince	125	41.39%	<div><div></div></div>	37	80	7	1	0
Nassat Parveen	47	15.56%	<div><div></div></div>	25	19	3	0	0
Total Votes Cast	302	100.00%	<div><div></div></div>	103	182	16	1	0
Overvotes	0			0	0	0	0	0
Undervotes	27			11	16	0	0	0
Contest Totals	329			114	198	16	1	0

Councilmember, Place No.6 (Mayor)

Vote For 1

	TOTAL	VOTE %		Election Day	Early Voting	Ballot By Mail	Provision al Ballots	Limited Ballots
Lydia Ortega	15	4.66%	<div><div></div></div>	7	8	0	0	0
Lily Bao	119	36.96%	<div><div></div></div>	36	78	4	1	0
John Muns	188	58.39%	<div><div></div></div>	67	109	12	0	0
Total Votes Cast	322	100.00%	<div><div></div></div>	110	195	16	1	0
Overvotes	0			0	0	0	0	0
Undervotes	7			4	3	0	0	0
Contest Totals	329			114	198	16	1	0

Summary Results Report
May 1st, 2021 City/School General and Special
Elections
May 1st, 2021

Final Results
SOVC
Collin County

026

Councilmember, Place No.8 Plano

Vote For 1

	TOTAL	VOTE %		Election Day	Early Voting	Ballot By Mail	Provision al Ballots	Limited Ballots
Elisa Klein	148	49.17%	<div><div></div></div>	46	92	9	1	0
Rick Smith	153	50.83%	<div><div></div></div>	55	92	6	0	0
Total Votes Cast	301	100.00%	<div><div></div></div>	101	184	15	1	0
Overvotes	0			0	0	0	0	0
Undervotes	28			13	14	1	0	0
Contest Totals	329			114	198	16	1	0

Councilmember, Place No.7 Plano

Vote For 1

	TOTAL	VOTE %		Election Day	Early Voting	Ballot By Mail	Provision al Ballots	Limited Ballots
David M. Smith	39	12.75%	<div><div></div></div>	16	21	2	0	0
Julie Holmer	112	36.60%	<div><div></div></div>	31	73	7	1	0
Sandeep Srivastava	32	10.46%	<div><div></div></div>	12	18	2	0	0
Chris Robertson	93	30.39%	<div><div></div></div>	28	61	4	0	0
Bill Lisle III	30	9.80%	<div><div></div></div>	15	14	1	0	0
Total Votes Cast	306	100.00%	<div><div></div></div>	102	187	16	1	0
Overvotes	0			0	0	0	0	0
Undervotes	23			12	11	0	0	0
Contest Totals	329			114	198	16	1	0

Proposition A City of Plano

Vote For 1

	TOTAL	VOTE %		Election Day	Early Voting	Ballot By Mail	Provision al Ballots	Limited Ballots
For	241	77.00%	<div><div></div></div>	89	140	11	1	0
Against	72	23.00%	<div><div></div></div>	20	48	4	0	0
Total Votes Cast	313	100.00%	<div><div></div></div>	109	188	15	1	0
Overvotes	0			0	0	0	0	0
Undervotes	16			5	10	1	0	0
Contest Totals	329			114	198	16	1	0

Proposition B City of Plano

Vote For 1

	TOTAL	VOTE %		Election Day	Early Voting	Ballot By Mail	Provision al Ballots	Limited Ballots
For	222	70.48%	<div><div></div></div>	84	127	10	1	0
Against	93	29.52%	<div><div></div></div>	25	63	5	0	0
Total Votes Cast	315	100.00%	<div><div></div></div>	109	190	15	1	0
Overvotes	0			0	0	0	0	0
Undervotes	14			5	8	1	0	0
Contest Totals	329			114	198	16	1	0

Summary Results Report
May 1st, 2021 City/School General and Special
Elections
May 1st, 2021

Final Results
SOVC
Collin County

026

Proposition C City of Plano

Vote For 1

	TOTAL	VOTE %		Election Day	Early Voting	Ballot By Mail	Provision al Ballots	Limited Ballots
For	153	50.00%	<div><div></div></div>	57	87	8	1	0
Against	153	50.00%	<div><div></div></div>	49	97	7	0	0
Total Votes Cast	306	100.00%	<div><div></div></div>	106	184	15	1	0
Overvotes	0			0	0	0	0	0
Undervotes	23			8	14	1	0	0
Contest Totals	329			114	198	16	1	0

Proposition D City of Plano

Vote For 1

	TOTAL	VOTE %		Election Day	Early Voting	Ballot By Mail	Provision al Ballots	Limited Ballots
For	214	70.63%	<div><div></div></div>	73	131	9	1	0
Against	89	29.37%	<div><div></div></div>	30	53	6	0	0
Total Votes Cast	303	100.00%	<div><div></div></div>	103	184	15	1	0
Overvotes	0			0	0	0	0	0
Undervotes	26			11	14	1	0	0
Contest Totals	329			114	198	16	1	0

Proposition E City of Plano

Vote For 1

	TOTAL	VOTE %		Election Day	Early Voting	Ballot By Mail	Provision al Ballots	Limited Ballots
For	173	57.67%	<div><div></div></div>	54	108	11	0	0
Against	127	42.33%	<div><div></div></div>	48	74	4	1	0
Total Votes Cast	300	100.00%	<div><div></div></div>	102	182	15	1	0
Overvotes	0			0	0	0	0	0
Undervotes	29			12	16	1	0	0
Contest Totals	329			114	198	16	1	0

Proposition F City of Plano

Vote For 1

	TOTAL	VOTE %		Election Day	Early Voting	Ballot By Mail	Provision al Ballots	Limited Ballots
For	227	73.94%	<div><div></div></div>	86	128	12	1	0
Against	80	26.06%	<div><div></div></div>	20	57	3	0	0
Total Votes Cast	307	100.00%	<div><div></div></div>	106	185	15	1	0
Overvotes	0			0	0	0	0	0
Undervotes	22			8	13	1	0	0
Contest Totals	329			114	198	16	1	0

Summary Results Report
May 1st, 2021 City/School General and Special
Elections
May 1st, 2021

Final Results
SOVC
Collin County

026

Trustee, Place 1 Plano

Vote For 1

	TOTAL	VOTE %		Election Day	Early Voting	Ballot By Mail	Provision al Ballots	Limited Ballots
Lauren Tyra	176	66.17%	<div><div></div></div>	50	111	14	1	0
Shafik Ben Guesmia	17	6.39%	<div><div></div></div>	9	8	0	0	0
Semida Voicu	73	27.44%	<div><div></div></div>	27	46	0	0	0
Total Votes Cast	266	100.00%	<div><div></div></div>	86	165	14	1	0
Overvotes	0			0	0	0	0	0
Undervotes	63			28	33	2	0	0
Contest Totals	329			114	198	16	1	0

Trustee, Place 2 Plano

Vote For 1

	TOTAL	VOTE %		Election Day	Early Voting	Ballot By Mail	Provision al Ballots	Limited Ballots
Dayna Oscherwitz	114	42.54%	<div><div></div></div>	32	72	9	1	0
Ajikwaga Felli	12	4.48%	<div><div></div></div>	5	6	1	0	0
Angela Powell	142	52.99%	<div><div></div></div>	48	89	5	0	0
Total Votes Cast	268	100.00%	<div><div></div></div>	85	167	15	1	0
Overvotes	0			0	0	0	0	0
Undervotes	61			29	31	1	0	0
Contest Totals	329			114	198	16	1	0

Trustee, Place 3 Plano

Vote For 1

	TOTAL	VOTE %		Election Day	Early Voting	Ballot By Mail	Provision al Ballots	Limited Ballots
Nancy C. Humphrey	161	61.69%	<div><div></div></div>	50	97	14	0	0
Lynn Walling	100	38.31%	<div><div></div></div>	37	60	2	1	0
Total Votes Cast	261	100.00%	<div><div></div></div>	87	157	16	1	0
Overvotes	0			0	0	0	0	0
Undervotes	68			27	41	0	0	0
Contest Totals	329			114	198	16	1	0

Trustee, Place 6 Plano

Vote For 1

	TOTAL	VOTE %		Election Day	Early Voting	Ballot By Mail	Provision al Ballots	Limited Ballots
Marilyn Loughray	100	38.02%	<div><div></div></div>	36	59	5	0	0
Jeri Chambers	163	61.98%	<div><div></div></div>	52	100	10	1	0
Total Votes Cast	263	100.00%	<div><div></div></div>	88	159	15	1	0
Overvotes	0			0	0	0	0	0
Undervotes	66			26	39	1	0	0
Contest Totals	329			114	198	16	1	0

Summary Results Report
May 1st, 2021 City/School General and Special
Elections
May 1st, 2021

Final Results
SOVC
Collin County

026

Trustee, Place 7 Collin County Community College

Vote For 1

	TOTAL	VOTE %		Election Day	Early Voting	Ballot By Mail	Provision al Ballots	Limited Ballots
Jim Orr	124	47.51%	<div><div></div></div>	40	79	5	0	0
Helen Chang	137	52.49%	<div><div></div></div>	45	80	11	1	0
Total Votes Cast	261	100.00%	<div><div></div></div>	85	159	16	1	0
Overvotes	0			0	0	0	0	0
Undervotes	68			29	39	0	0	0
Contest Totals	329			114	198	16	1	0

Trustee, Place 8 Collin County Community College

Vote For 1

	TOTAL	VOTE %		Election Day	Early Voting	Ballot By Mail	Provision al Ballots	Limited Ballots
Misty Irby	130	49.62%	<div><div></div></div>	42	78	10	0	0
Bob Collins	132	50.38%	<div><div></div></div>	47	80	5	0	0
Total Votes Cast	262	100.00%	<div><div></div></div>	89	158	15	0	0
Overvotes	0			0	0	0	0	0
Undervotes	67			25	40	1	1	0
Contest Totals	329			114	198	16	1	0

Trustee, Place 9 Collin County Community College

Vote For 1

	TOTAL	VOTE %		Election Day	Early Voting	Ballot By Mail	Provision al Ballots	Limited Ballots
Andy Hardin	144	57.83%	<div><div></div></div>	51	89	4	0	0
Jacoby Stewart Sr.	105	42.17%	<div><div></div></div>	30	65	10	0	0
Total Votes Cast	249	100.00%	<div><div></div></div>	81	154	14	0	0
Overvotes	0			0	0	0	0	0
Undervotes	80			33	44	2	1	0
Contest Totals	329			114	198	16	1	0

Summary Results Report
May 1st, 2021 City/School General and Special
Elections
May 1st, 2021

Final Results
SOVC
Collin County

027

Statistics

	TOTAL	Election Day	Early Voting	Ballot By Mail	Provisional Ballots	Limited Ballots
Registered Voters - Total	2,609					
Ballots Cast - Total	228	80	145	3	0	0
Voter Turnout - Total	8.74%					

Councilmember, Place 2 Wylie

Vote For 1

	TOTAL	VOTE %		Election Day	Early Voting	Ballot By Mail	Provisional Ballots	Limited Ballots
Dave Strang	112	100.00%	<div><div></div></div>	39	73	0	0	0
Total Votes Cast	112	100.00%	<div><div></div></div>	39	73	0	0	0
Overvotes	0			0	0	0	0	0
Undervotes	103			33	70	0	0	0
Contest Totals	215			72	143	0	0	0

Councilmember, Place 4 Wylie

Vote For 1

	TOTAL	VOTE %		Election Day	Early Voting	Ballot By Mail	Provisional Ballots	Limited Ballots
Scott Williams	116	54.72%	<div><div></div></div>	33	83	0	0	0
Raymond Perry	16	7.55%	<div><div></div></div>	9	7	0	0	0
Mary Harris	80	37.74%	<div><div></div></div>	28	52	0	0	0
Total Votes Cast	212	100.00%	<div><div></div></div>	70	142	0	0	0
Overvotes	0			0	0	0	0	0
Undervotes	3			2	1	0	0	0
Contest Totals	215			72	143	0	0	0

Trustee, Place 7 Collin County Community College

Vote For 1

	TOTAL	VOTE %		Election Day	Early Voting	Ballot By Mail	Provisional Ballots	Limited Ballots
Jim Orr	123	63.08%	<div><div></div></div>	39	81	3	0	0
Helen Chang	72	36.92%	<div><div></div></div>	25	47	0	0	0
Total Votes Cast	195	100.00%	<div><div></div></div>	64	128	3	0	0
Overvotes	0			0	0	0	0	0
Undervotes	33			16	17	0	0	0
Contest Totals	228			80	145	3	0	0

Trustee, Place 8 Collin County Community College

Vote For 1

	TOTAL	VOTE %		Election Day	Early Voting	Ballot By Mail	Provisional Ballots	Limited Ballots
Misty Irby	77	40.53%	<div><div></div></div>	24	53	0	0	0
Bob Collins	113	59.47%	<div><div></div></div>	35	75	3	0	0
Total Votes Cast	190	100.00%	<div><div></div></div>	59	128	3	0	0
Overvotes	0			0	0	0	0	0
Undervotes	38			21	17	0	0	0
Contest Totals	228			80	145	3	0	0

Summary Results Report
 May 1st, 2021 City/School General and Special
 Elections
 May 1st, 2021

Final Results
 SOVC
 Collin County

027

Trustee, Place 9 Collin County Community College

Vote For 1

	TOTAL	VOTE %		Election Day	Early Voting	Ballot By Mail	Provision al Ballots	Limited Ballots
Andy Hardin	129	69.73%	<div><div></div></div>	43	83	3	0	0
Jacoby Stewart Sr.	56	30.27%	<div><div></div></div>	14	42	0	0	0
Total Votes Cast	185	100.00%	<div><div></div></div>	57	125	3	0	0
Overvotes	0			0	0	0	0	0
Undervotes	43			23	20	0	0	0
Contest Totals	228			80	145	3	0	0

Summary Results Report
May 1st, 2021 City/School General and Special
Elections
May 1st, 2021

Final Results
SOVC
Collin County

028

Statistics

	TOTAL	Election Day	Early Voting	Ballot By Mail	Provision al Ballots	Limited Ballots
Registered Voters - Total	2,484					
Ballots Cast - Total	529	187	327	15	0	0
Voter Turnout - Total	21.30%					

Councilmember, Place No.2 Plano

Vote For 1

	TOTAL	VOTE %		Election Day	Early Voting	Ballot By Mail	Provision al Ballots	Limited Ballots
Anthony Ricciardelli	256	51.72%	<div><div></div></div>	101	145	10	0	0
Steve Lavine	239	48.28%	<div><div></div></div>	78	156	5	0	0
Total Votes Cast	495	100.00%	<div><div></div></div>	179	301	15	0	0
Overvotes	0			0	0	0	0	0
Undervotes	34			8	26	0	0	0
Contest Totals	529			187	327	15	0	0

Councilmember, Place No.4 Plano

Vote For 1

	TOTAL	VOTE %		Election Day	Early Voting	Ballot By Mail	Provision al Ballots	Limited Ballots
Vidal Quintanilla	18	3.68%	<div><div></div></div>	8	9	1	0	0
Justin Adcock	222	45.40%	<div><div></div></div>	82	132	8	0	0
Kayci Prince	182	37.22%	<div><div></div></div>	65	112	5	0	0
Nassat Parveen	67	13.70%	<div><div></div></div>	22	45	0	0	0
Total Votes Cast	489	100.00%	<div><div></div></div>	177	298	14	0	0
Overvotes	0			0	0	0	0	0
Undervotes	40			10	29	1	0	0
Contest Totals	529			187	327	15	0	0

Councilmember, Place No.6 (Mayor)

Vote For 1

	TOTAL	VOTE %		Election Day	Early Voting	Ballot By Mail	Provision al Ballots	Limited Ballots
Lydia Ortega	30	5.77%	<div><div></div></div>	10	20	0	0	0
Lily Bao	223	42.88%	<div><div></div></div>	74	140	9	0	0
John Muns	267	51.35%	<div><div></div></div>	101	160	6	0	0
Total Votes Cast	520	100.00%	<div><div></div></div>	185	320	15	0	0
Overvotes	0			0	0	0	0	0
Undervotes	9			2	7	0	0	0
Contest Totals	529			187	327	15	0	0

Summary Results Report
May 1st, 2021 City/School General and Special
Elections
May 1st, 2021

Final Results
SOVC
Collin County

028

Councilmember, Place No.8 Plano

Vote For 1

	TOTAL	VOTE %		Election Day	Early Voting	Ballot By Mail	Provision al Ballots	Limited Ballots
Elisa Klein	243	50.73%	<div><div></div></div>	81	154	8	0	0
Rick Smith	236	49.27%	<div><div></div></div>	92	138	6	0	0
Total Votes Cast	479	100.00%	<div><div></div></div>	173	292	14	0	0
Overvotes	0			0	0	0	0	0
Undervotes	50			14	35	1	0	0
Contest Totals	529			187	327	15	0	0

Councilmember, Place No.7 Plano

Vote For 1

	TOTAL	VOTE %		Election Day	Early Voting	Ballot By Mail	Provision al Ballots	Limited Ballots
David M. Smith	53	11.23%	<div><div></div></div>	29	24	0	0	0
Julie Holmer	165	34.96%	<div><div></div></div>	49	111	5	0	0
Sandeep Srivastava	65	13.77%	<div><div></div></div>	20	45	0	0	0
Chris Robertson	149	31.57%	<div><div></div></div>	59	82	8	0	0
Bill Lisle III	40	8.47%	<div><div></div></div>	14	25	1	0	0
Total Votes Cast	472	100.00%	<div><div></div></div>	171	287	14	0	0
Overvotes	0			0	0	0	0	0
Undervotes	57			16	40	1	0	0
Contest Totals	529			187	327	15	0	0

Proposition A City of Plano

Vote For 1

	TOTAL	VOTE %		Election Day	Early Voting	Ballot By Mail	Provision al Ballots	Limited Ballots
For	372	74.40%	<div><div></div></div>	129	234	9	0	0
Against	128	25.60%	<div><div></div></div>	50	75	3	0	0
Total Votes Cast	500	100.00%	<div><div></div></div>	179	309	12	0	0
Overvotes	0			0	0	0	0	0
Undervotes	29			8	18	3	0	0
Contest Totals	529			187	327	15	0	0

Proposition B City of Plano

Vote For 1

	TOTAL	VOTE %		Election Day	Early Voting	Ballot By Mail	Provision al Ballots	Limited Ballots
For	347	69.68%	<div><div></div></div>	123	215	9	0	0
Against	151	30.32%	<div><div></div></div>	54	94	3	0	0
Total Votes Cast	498	100.00%	<div><div></div></div>	177	309	12	0	0
Overvotes	0			0	0	0	0	0
Undervotes	31			10	18	3	0	0
Contest Totals	529			187	327	15	0	0

Summary Results Report
May 1st, 2021 City/School General and Special
Elections
May 1st, 2021

Final Results
SOVC
Collin County

028

Proposition C City of Plano

Vote For 1

	TOTAL	VOTE %		Election Day	Early Voting	Ballot By Mail	Provision al Ballots	Limited Ballots
For	275	56.01%	<div><div></div></div>	94	174	7	0	0
Against	216	43.99%	<div><div></div></div>	80	131	5	0	0
Total Votes Cast	491	100.00%	<div><div></div></div>	174	305	12	0	0
Overvotes	0			0	0	0	0	0
Undervotes	38			13	22	3	0	0
Contest Totals	529			187	327	15	0	0

Proposition D City of Plano

Vote For 1

	TOTAL	VOTE %		Election Day	Early Voting	Ballot By Mail	Provision al Ballots	Limited Ballots
For	331	67.55%	<div><div></div></div>	118	203	10	0	0
Against	159	32.45%	<div><div></div></div>	58	99	2	0	0
Total Votes Cast	490	100.00%	<div><div></div></div>	176	302	12	0	0
Overvotes	0			0	0	0	0	0
Undervotes	39			11	25	3	0	0
Contest Totals	529			187	327	15	0	0

Proposition E City of Plano

Vote For 1

	TOTAL	VOTE %		Election Day	Early Voting	Ballot By Mail	Provision al Ballots	Limited Ballots
For	301	61.55%	<div><div></div></div>	101	192	8	0	0
Against	188	38.45%	<div><div></div></div>	73	111	4	0	0
Total Votes Cast	489	100.00%	<div><div></div></div>	174	303	12	0	0
Overvotes	0			0	0	0	0	0
Undervotes	40			13	24	3	0	0
Contest Totals	529			187	327	15	0	0

Proposition F City of Plano

Vote For 1

	TOTAL	VOTE %		Election Day	Early Voting	Ballot By Mail	Provision al Ballots	Limited Ballots
For	350	71.14%	<div><div></div></div>	117	222	11	0	0
Against	142	28.86%	<div><div></div></div>	58	83	1	0	0
Total Votes Cast	492	100.00%	<div><div></div></div>	175	305	12	0	0
Overvotes	0			0	0	0	0	0
Undervotes	37			12	22	3	0	0
Contest Totals	529			187	327	15	0	0

Summary Results Report
May 1st, 2021 City/School General and Special
Elections
May 1st, 2021

Final Results
SOVC
Collin County

028

Trustee, Place 1 Plano

Vote For 1

	TOTAL	VOTE %		Election Day	Early Voting	Ballot By Mail	Provision al Ballots	Limited Ballots
Lauren Tyra	253	58.43%	<div><div></div></div>	85	162	6	0	0
Shafik Ben Guesmia	22	5.08%	<div><div></div></div>	9	12	1	0	0
Semida Voicu	158	36.49%	<div><div></div></div>	70	83	5	0	0
Total Votes Cast	433	100.00%	<div><div></div></div>	164	257	12	0	0
Overvotes	0			0	0	0	0	0
Undervotes	96			23	70	3	0	0
Contest Totals	529			187	327	15	0	0

Trustee, Place 2 Plano

Vote For 1

	TOTAL	VOTE %		Election Day	Early Voting	Ballot By Mail	Provision al Ballots	Limited Ballots
Dayna Oscherwitz	199	46.28%	<div><div></div></div>	75	119	5	0	0
Ajikwaga Felli	16	3.72%	<div><div></div></div>	3	12	1	0	0
Angela Powell	215	50.00%	<div><div></div></div>	82	127	6	0	0
Total Votes Cast	430	100.00%	<div><div></div></div>	160	258	12	0	0
Overvotes	0			0	0	0	0	0
Undervotes	99			27	69	3	0	0
Contest Totals	529			187	327	15	0	0

Trustee, Place 3 Plano

Vote For 1

	TOTAL	VOTE %		Election Day	Early Voting	Ballot By Mail	Provision al Ballots	Limited Ballots
Nancy C. Humphrey	263	64.94%	<div><div></div></div>	103	154	6	0	0
Lynn Walling	142	35.06%	<div><div></div></div>	46	91	5	0	0
Total Votes Cast	405	100.00%	<div><div></div></div>	149	245	11	0	0
Overvotes	0			0	0	0	0	0
Undervotes	124			38	82	4	0	0
Contest Totals	529			187	327	15	0	0

Trustee, Place 6 Plano

Vote For 1

	TOTAL	VOTE %		Election Day	Early Voting	Ballot By Mail	Provision al Ballots	Limited Ballots
Marilyn Loughray	181	42.39%	<div><div></div></div>	79	97	5	0	0
Jeri Chambers	246	57.61%	<div><div></div></div>	82	157	7	0	0
Total Votes Cast	427	100.00%	<div><div></div></div>	161	254	12	0	0
Overvotes	0			0	0	0	0	0
Undervotes	102			26	73	3	0	0
Contest Totals	529			187	327	15	0	0

Summary Results Report
May 1st, 2021 City/School General and Special
Elections
May 1st, 2021

Final Results
SOVC
Collin County

028

Trustee, Place 7 Collin County Community College

Vote For 1

	TOTAL	VOTE %		Election Day	Early Voting	Ballot By Mail	Provision al Ballots	Limited Ballots
Jim Orr	191	45.58%	<div><div></div></div>	80	107	4	0	0
Helen Chang	228	54.42%	<div><div></div></div>	80	142	6	0	0
Total Votes Cast	419	100.00%	<div><div></div></div>	160	249	10	0	0
Overvotes	0			0	0	0	0	0
Undervotes	110			27	78	5	0	0
Contest Totals	529			187	327	15	0	0

Trustee, Place 8 Collin County Community College

Vote For 1

	TOTAL	VOTE %		Election Day	Early Voting	Ballot By Mail	Provision al Ballots	Limited Ballots
Misty Irby	221	53.12%	<div><div></div></div>	80	135	6	0	0
Bob Collins	195	46.88%	<div><div></div></div>	80	111	4	0	0
Total Votes Cast	416	100.00%	<div><div></div></div>	160	246	10	0	0
Overvotes	0			0	0	0	0	0
Undervotes	113			27	81	5	0	0
Contest Totals	529			187	327	15	0	0

Trustee, Place 9 Collin County Community College

Vote For 1

	TOTAL	VOTE %		Election Day	Early Voting	Ballot By Mail	Provision al Ballots	Limited Ballots
Andy Hardin	210	51.47%	<div><div></div></div>	82	121	7	0	0
Jacoby Stewart Sr.	198	48.53%	<div><div></div></div>	73	122	3	0	0
Total Votes Cast	408	100.00%	<div><div></div></div>	155	243	10	0	0
Overvotes	0			0	0	0	0	0
Undervotes	121			32	84	5	0	0
Contest Totals	529			187	327	15	0	0

Summary Results Report
May 1st, 2021 City/School General and Special
Elections
May 1st, 2021

Final Results
SOVC
Collin County

029

Statistics

	TOTAL	Election Day	Early Voting	Ballot By Mail	Provision al Ballots	Limited Ballots
Registered Voters - Total	2,850					
Ballots Cast - Total	278	105	173	0	0	0
Voter Turnout - Total	9.75%					

Councilman, Place 2 Celina

Vote For 1

	TOTAL	VOTE %		Election Day	Early Voting	Ballot By Mail	Provision al Ballots	Limited Ballots
Jay Pierce	54	100.00%	<div><div></div></div>	20	34	0	0	0
Total Votes Cast	54	100.00%	<div><div></div></div>	20	34	0	0	0
Overvotes	0			0	0	0	0	0
Undervotes	61			20	41	0	0	0
Contest Totals	115			40	75	0	0	0

Councilman, Place 3 Celina

Vote For 1

	TOTAL	VOTE %		Election Day	Early Voting	Ballot By Mail	Provision al Ballots	Limited Ballots
Andy "Hop" Hopkins	19	17.76%	<div><div></div></div>	7	12	0	0	0
Lanford Rodgers	88	82.24%	<div><div></div></div>	30	58	0	0	0
Total Votes Cast	107	100.00%	<div><div></div></div>	37	70	0	0	0
Overvotes	0			0	0	0	0	0
Undervotes	8			3	5	0	0	0
Contest Totals	115			40	75	0	0	0

Town Council, Place 2 Prosper

Vote For 1

	TOTAL	VOTE %		Election Day	Early Voting	Ballot By Mail	Provision al Ballots	Limited Ballots
Craig Andres	0			0	0	0	0	0
Total Votes Cast	0			0	0	0	0	0
Overvotes	0			0	0	0	0	0
Undervotes	0			0	0	0	0	0
Contest Totals	0			0	0	0	0	0

Town Council, Place 6 Prosper

Vote For 1

	TOTAL	VOTE %		Election Day	Early Voting	Ballot By Mail	Provision al Ballots	Limited Ballots
Christopher Wardlaw	0			0	0	0	0	0
Charles Cotten	0			0	0	0	0	0
Total Votes Cast	0			0	0	0	0	0
Overvotes	0			0	0	0	0	0
Undervotes	0			0	0	0	0	0
Contest Totals	0			0	0	0	0	0

Summary Results Report
May 1st, 2021 City/School General and Special
Elections
May 1st, 2021

Final Results
SOVC
Collin County

029

Trustee, Place 5 Celina

Vote For 1

	TOTAL	VOTE %		Election Day	Early Voting	Ballot By Mail	Provision al Ballots	Limited Ballots
Tracey Balsamo	4	100.00%	<div><div></div></div>	0	4	0	0	0
Total Votes Cast	4	100.00%	<div><div></div></div>	0	4	0	0	0
Overvotes	0			0	0	0	0	0
Undervotes	2			1	1	0	0	0
Contest Totals	6			1	5	0	0	0

Trustee, Place 6 Celina

Vote For 1

	TOTAL	VOTE %		Election Day	Early Voting	Ballot By Mail	Provision al Ballots	Limited Ballots
Kelly Juergens	4	100.00%	<div><div></div></div>	0	4	0	0	0
Total Votes Cast	4	100.00%	<div><div></div></div>	0	4	0	0	0
Overvotes	0			0	0	0	0	0
Undervotes	2			1	1	0	0	0
Contest Totals	6			1	5	0	0	0

Trustee, Place 7 Celina

Vote For 1

	TOTAL	VOTE %		Election Day	Early Voting	Ballot By Mail	Provision al Ballots	Limited Ballots
Vicky Hogue	0	0.00%	<div><div></div></div>	0	0	0	0	0
Todd Snyder	5	100.00%	<div><div></div></div>	1	4	0	0	0
Total Votes Cast	5	100.00%	<div><div></div></div>	1	4	0	0	0
Overvotes	0			0	0	0	0	0
Undervotes	1			0	1	0	0	0
Contest Totals	6			1	5	0	0	0

Trustee, Place 4 Prosper

Vote For 1

	TOTAL	VOTE %		Election Day	Early Voting	Ballot By Mail	Provision al Ballots	Limited Ballots
Bettye H. Okae	13	4.85%	<div><div></div></div>	5	8	0	0	0
Chianna Rodgers	109	40.67%	<div><div></div></div>	39	70	0	0	0
Pat Cochrane	68	25.37%	<div><div></div></div>	30	38	0	0	0
Alexander E. Cornwallis	8	2.99%	<div><div></div></div>	1	7	0	0	0
Bill Beavers	70	26.12%	<div><div></div></div>	26	44	0	0	0
Total Votes Cast	268	100.00%	<div><div></div></div>	101	167	0	0	0
Overvotes	0			0	0	0	0	0
Undervotes	4			3	1	0	0	0
Contest Totals	272			104	168	0	0	0

Summary Results Report
May 1st, 2021 City/School General and Special
Elections
May 1st, 2021

Final Results
SOVC
Collin County

029

Trustee, Place 7 Prosper

Vote For 1

	TOTAL	VOTE %		Election Day	Early Voting	Ballot By Mail	Provision al Ballots	Limited Ballots
Drew Wilborn	149	59.60%	<div><div></div></div>	48	101	0	0	0
Kristin Meier	101	40.40%	<div><div></div></div>	44	57	0	0	0
Total Votes Cast	250	100.00%	<div><div></div></div>	92	158	0	0	0
Overvotes	0			0	0	0	0	0
Undervotes	22			12	10	0	0	0
Contest Totals	272			104	168	0	0	0

Trustee, Place 7 Collin County Community College

Vote For 1

	TOTAL	VOTE %		Election Day	Early Voting	Ballot By Mail	Provision al Ballots	Limited Ballots
Jim Orr	103	50.00%	<div><div></div></div>	42	61	0	0	0
Helen Chang	103	50.00%	<div><div></div></div>	35	68	0	0	0
Total Votes Cast	206	100.00%	<div><div></div></div>	77	129	0	0	0
Overvotes	0			0	0	0	0	0
Undervotes	72			28	44	0	0	0
Contest Totals	278			105	173	0	0	0

Trustee, Place 8 Collin County Community College

Vote For 1

	TOTAL	VOTE %		Election Day	Early Voting	Ballot By Mail	Provision al Ballots	Limited Ballots
Misty Irby	109	55.61%	<div><div></div></div>	39	70	0	0	0
Bob Collins	87	44.39%	<div><div></div></div>	34	53	0	0	0
Total Votes Cast	196	100.00%	<div><div></div></div>	73	123	0	0	0
Overvotes	0			0	0	0	0	0
Undervotes	82			32	50	0	0	0
Contest Totals	278			105	173	0	0	0

Trustee, Place 9 Collin County Community College

Vote For 1

	TOTAL	VOTE %		Election Day	Early Voting	Ballot By Mail	Provision al Ballots	Limited Ballots
Andy Hardin	118	62.77%	<div><div></div></div>	49	69	0	0	0
Jacoby Stewart Sr.	70	37.23%	<div><div></div></div>	20	50	0	0	0
Total Votes Cast	188	100.00%	<div><div></div></div>	69	119	0	0	0
Overvotes	0			0	0	0	0	0
Undervotes	90			36	54	0	0	0
Contest Totals	278			105	173	0	0	0

Summary Results Report
May 1st, 2021 City/School General and Special
Elections
May 1st, 2021

Final Results
SOVC
Collin County

030

Statistics

	TOTAL	Election Day	Early Voting	Ballot By Mail	Provision al Ballots	Limited Ballots
Registered Voters - Total	4,591					
Ballots Cast - Total	398	176	217	5	0	0
Voter Turnout - Total	8.67%					

City Council, Place 1 Frisco

Vote For 1

	TOTAL	VOTE %		Election Day	Early Voting	Ballot By Mail	Provision al Ballots	Limited Ballots
John Keating	280	74.07%	<div><div></div></div>	128	150	2	0	0
JP Schade	98	25.93%	<div><div></div></div>	38	58	2	0	0
Total Votes Cast	378	100.00%	<div><div></div></div>	166	208	4	0	0
Overvotes	0			0	0	0	0	0
Undervotes	20			10	9	1	0	0
Contest Totals	398			176	217	5	0	0

City Council, Place 3 Frisco

Vote For 1

	TOTAL	VOTE %		Election Day	Early Voting	Ballot By Mail	Provision al Ballots	Limited Ballots
Sai Krishna	18	4.59%	<div><div></div></div>	11	7	0	0	0
Angelia Pelham	124	31.63%	<div><div></div></div>	43	77	4	0	0
Jennifer White	129	32.91%	<div><div></div></div>	61	68	0	0	0
Karen Cunningham	121	30.87%	<div><div></div></div>	57	63	1	0	0
Total Votes Cast	392	100.00%	<div><div></div></div>	172	215	5	0	0
Overvotes	0			0	0	0	0	0
Undervotes	6			4	2	0	0	0
Contest Totals	398			176	217	5	0	0

Trustee, Place 6 Frisco

Vote For 1

	TOTAL	VOTE %		Election Day	Early Voting	Ballot By Mail	Provision al Ballots	Limited Ballots
John Classe	257	100.00%	<div><div></div></div>	116	139	2	0	0
Total Votes Cast	257	100.00%	<div><div></div></div>	116	139	2	0	0
Overvotes	0			0	0	0	0	0
Undervotes	141			60	78	3	0	0
Contest Totals	398			176	217	5	0	0

Trustee, Place 7 Frisco

Vote For 1

	TOTAL	VOTE %		Election Day	Early Voting	Ballot By Mail	Provision al Ballots	Limited Ballots
Evelyn Brooks	139	37.37%	<div><div></div></div>	69	68	2	0	0
René Archambault	233	62.63%	<div><div></div></div>	94	136	3	0	0
Total Votes Cast	372	100.00%	<div><div></div></div>	163	204	5	0	0
Overvotes	0			0	0	0	0	0
Undervotes	26			13	13	0	0	0
Contest Totals	398			176	217	5	0	0

Summary Results Report
May 1st, 2021 City/School General and Special
Elections
May 1st, 2021

Final Results
SOVC
Collin County

030

Trustee, Place 7 Collin County Community College

Vote For 1

	TOTAL	VOTE %		Election Day	Early Voting	Ballot By Mail	Provision al Ballots	Limited Ballots
Jim Orr	187	55.49%	<div><div></div></div>	79	108	0	0	0
Helen Chang	150	44.51%	<div><div></div></div>	69	76	5	0	0
Total Votes Cast	337	100.00%	<div><div></div></div>	148	184	5	0	0
Overvotes	0			0	0	0	0	0
Undervotes	61			28	33	0	0	0
Contest Totals	398			176	217	5	0	0

Trustee, Place 8 Collin County Community College

Vote For 1

	TOTAL	VOTE %		Election Day	Early Voting	Ballot By Mail	Provision al Ballots	Limited Ballots
Misty Irby	140	42.55%	<div><div></div></div>	63	72	5	0	0
Bob Collins	189	57.45%	<div><div></div></div>	81	108	0	0	0
Total Votes Cast	329	100.00%	<div><div></div></div>	144	180	5	0	0
Overvotes	0			0	0	0	0	0
Undervotes	69			32	37	0	0	0
Contest Totals	398			176	217	5	0	0

Trustee, Place 9 Collin County Community College

Vote For 1

	TOTAL	VOTE %		Election Day	Early Voting	Ballot By Mail	Provision al Ballots	Limited Ballots
Andy Hardin	218	66.67%	<div><div></div></div>	94	124	0	0	0
Jacoby Stewart Sr.	109	33.33%	<div><div></div></div>	49	55	5	0	0
Total Votes Cast	327	100.00%	<div><div></div></div>	143	179	5	0	0
Overvotes	0			0	0	0	0	0
Undervotes	71			33	38	0	0	0
Contest Totals	398			176	217	5	0	0

Summary Results Report
May 1st, 2021 City/School General and Special
Elections
May 1st, 2021

Final Results
SOVC
Collin County

031

Statistics

	TOTAL	Election Day	Early Voting	Ballot By Mail	Provision al Ballots	Limited Ballots
Registered Voters - Total	2,044					
Ballots Cast - Total	553	162	361	30	0	0
Voter Turnout - Total	27.05%					

Councilmember, Place No.2 Plano

Vote For 1

	TOTAL	VOTE %		Election Day	Early Voting	Ballot By Mail	Provision al Ballots	Limited Ballots
Anthony Ricciardelli	274	53.10%	<div><div></div></div>	73	194	7	0	0
Steve Lavine	242	46.90%	<div><div></div></div>	78	143	21	0	0
Total Votes Cast	516	100.00%	<div><div></div></div>	151	337	28	0	0
Overvotes	0			0	0	0	0	0
Undervotes	37			11	24	2	0	0
Contest Totals	553			162	361	30	0	0

Councilmember, Place No.4 Plano

Vote For 1

	TOTAL	VOTE %		Election Day	Early Voting	Ballot By Mail	Provision al Ballots	Limited Ballots
Vidal Quintanilla	24	4.72%	<div><div></div></div>	10	12	2	0	0
Justin Adcock	231	45.38%	<div><div></div></div>	56	169	6	0	0
Kayci Prince	210	41.26%	<div><div></div></div>	64	126	20	0	0
Nassat Parveen	44	8.64%	<div><div></div></div>	18	25	1	0	0
Total Votes Cast	509	100.00%	<div><div></div></div>	148	332	29	0	0
Overvotes	0			0	0	0	0	0
Undervotes	44			14	29	1	0	0
Contest Totals	553			162	361	30	0	0

Councilmember, Place No.6 (Mayor)

Vote For 1

	TOTAL	VOTE %		Election Day	Early Voting	Ballot By Mail	Provision al Ballots	Limited Ballots
Lydia Ortega	15	2.72%	<div><div></div></div>	6	7	2	0	0
Lily Bao	244	44.28%	<div><div></div></div>	64	173	7	0	0
John Muns	292	52.99%	<div><div></div></div>	92	179	21	0	0
Total Votes Cast	551	100.00%	<div><div></div></div>	162	359	30	0	0
Overvotes	0			0	0	0	0	0
Undervotes	2			0	2	0	0	0
Contest Totals	553			162	361	30	0	0

Summary Results Report
May 1st, 2021 City/School General and Special
Elections
May 1st, 2021

Final Results
SOVC
Collin County

031

Councilmember, Place No.8 Plano

Vote For 1

	TOTAL	VOTE %		Election Day	Early Voting	Ballot By Mail	Provision al Ballots	Limited Ballots
Elisa Klein	228	45.42%	<div><div></div></div>	74	133	21	0	0
Rick Smith	274	54.58%	<div><div></div></div>	73	194	7	0	0
Total Votes Cast	502	100.00%	<div><div></div></div>	147	327	28	0	0
Overvotes	0			0	0	0	0	0
Undervotes	51			15	34	2	0	0
Contest Totals	553			162	361	30	0	0

Councilmember, Place No.7 Plano

Vote For 1

	TOTAL	VOTE %		Election Day	Early Voting	Ballot By Mail	Provision al Ballots	Limited Ballots
David M. Smith	47	9.49%	<div><div></div></div>	19	23	5	0	0
Julie Holmer	185	37.37%	<div><div></div></div>	57	116	12	0	0
Sandeep Srivastava	45	9.09%	<div><div></div></div>	9	32	4	0	0
Chris Robertson	187	37.78%	<div><div></div></div>	46	137	4	0	0
Bill Lisle III	31	6.26%	<div><div></div></div>	12	18	1	0	0
Total Votes Cast	495	100.00%	<div><div></div></div>	143	326	26	0	0
Overvotes	0			0	0	0	0	0
Undervotes	58			19	35	4	0	0
Contest Totals	553			162	361	30	0	0

Proposition A City of Plano

Vote For 1

	TOTAL	VOTE %		Election Day	Early Voting	Ballot By Mail	Provision al Ballots	Limited Ballots
For	403	76.33%	<div><div></div></div>	122	257	24	0	0
Against	125	23.67%	<div><div></div></div>	36	86	3	0	0
Total Votes Cast	528	100.00%	<div><div></div></div>	158	343	27	0	0
Overvotes	0			0	0	0	0	0
Undervotes	25			4	18	3	0	0
Contest Totals	553			162	361	30	0	0

Proposition B City of Plano

Vote For 1

	TOTAL	VOTE %		Election Day	Early Voting	Ballot By Mail	Provision al Ballots	Limited Ballots
For	360	68.18%	<div><div></div></div>	117	223	20	0	0
Against	168	31.82%	<div><div></div></div>	40	121	7	0	0
Total Votes Cast	528	100.00%	<div><div></div></div>	157	344	27	0	0
Overvotes	0			0	0	0	0	0
Undervotes	25			5	17	3	0	0
Contest Totals	553			162	361	30	0	0

Summary Results Report
May 1st, 2021 City/School General and Special
Elections
May 1st, 2021

Final Results
SOVC
Collin County

031

Proposition C City of Plano

Vote For 1

	TOTAL	VOTE %		Election Day	Early Voting	Ballot By Mail	Provision al Ballots	Limited Ballots
For	269	51.24%	<div><div></div></div>	87	165	17	0	0
Against	256	48.76%	<div><div></div></div>	70	176	10	0	0
Total Votes Cast	525	100.00%	<div><div></div></div>	157	341	27	0	0
Overvotes	0			0	0	0	0	0
Undervotes	28			5	20	3	0	0
Contest Totals	553			162	361	30	0	0

Proposition D City of Plano

Vote For 1

	TOTAL	VOTE %		Election Day	Early Voting	Ballot By Mail	Provision al Ballots	Limited Ballots
For	376	71.89%	<div><div></div></div>	111	241	24	0	0
Against	147	28.11%	<div><div></div></div>	46	97	4	0	0
Total Votes Cast	523	100.00%	<div><div></div></div>	157	338	28	0	0
Overvotes	0			0	0	0	0	0
Undervotes	30			5	23	2	0	0
Contest Totals	553			162	361	30	0	0

Proposition E City of Plano

Vote For 1

	TOTAL	VOTE %		Election Day	Early Voting	Ballot By Mail	Provision al Ballots	Limited Ballots
For	303	57.94%	<div><div></div></div>	93	189	21	0	0
Against	220	42.06%	<div><div></div></div>	66	148	6	0	0
Total Votes Cast	523	100.00%	<div><div></div></div>	159	337	27	0	0
Overvotes	0			0	0	0	0	0
Undervotes	30			3	24	3	0	0
Contest Totals	553			162	361	30	0	0

Proposition F City of Plano

Vote For 1

	TOTAL	VOTE %		Election Day	Early Voting	Ballot By Mail	Provision al Ballots	Limited Ballots
For	377	72.36%	<div><div></div></div>	112	242	23	0	0
Against	144	27.64%	<div><div></div></div>	45	95	4	0	0
Total Votes Cast	521	100.00%	<div><div></div></div>	157	337	27	0	0
Overvotes	0			0	0	0	0	0
Undervotes	32			5	24	3	0	0
Contest Totals	553			162	361	30	0	0

Summary Results Report
May 1st, 2021 City/School General and Special
Elections
May 1st, 2021

Final Results
SOVC
Collin County

031

Trustee, Place 1 Plano

Vote For 1

	TOTAL	VOTE %		Election Day	Early Voting	Ballot By Mail	Provision al Ballots	Limited Ballots
Lauren Tyra	274	59.96%	<div><div></div></div>	88	164	22	0	0
Shafik Ben Guesmia	9	1.97%	<div><div></div></div>	3	6	0	0	0
Semida Voicu	174	38.07%	<div><div></div></div>	49	121	4	0	0
Total Votes Cast	457	100.00%	<div><div></div></div>	140	291	26	0	0
Overvotes	0			0	0	0	0	0
Undervotes	96			22	70	4	0	0
Contest Totals	553			162	361	30	0	0

Trustee, Place 2 Plano

Vote For 1

	TOTAL	VOTE %		Election Day	Early Voting	Ballot By Mail	Provision al Ballots	Limited Ballots
Dayna Oscherwitz	198	42.22%	<div><div></div></div>	66	113	19	0	0
Ajkwaga Felli	10	2.13%	<div><div></div></div>	4	5	1	0	0
Angela Powell	261	55.65%	<div><div></div></div>	70	184	7	0	0
Total Votes Cast	469	100.00%	<div><div></div></div>	140	302	27	0	0
Overvotes	0			0	0	0	0	0
Undervotes	84			22	59	3	0	0
Contest Totals	553			162	361	30	0	0

Trustee, Place 3 Plano

Vote For 1

	TOTAL	VOTE %		Election Day	Early Voting	Ballot By Mail	Provision al Ballots	Limited Ballots
Nancy C. Humphrey	254	56.19%	<div><div></div></div>	81	156	17	0	0
Lynn Walling	198	43.81%	<div><div></div></div>	58	130	10	0	0
Total Votes Cast	452	100.00%	<div><div></div></div>	139	286	27	0	0
Overvotes	0			0	0	0	0	0
Undervotes	101			23	75	3	0	0
Contest Totals	553			162	361	30	0	0

Trustee, Place 6 Plano

Vote For 1

	TOTAL	VOTE %		Election Day	Early Voting	Ballot By Mail	Provision al Ballots	Limited Ballots
Marilyn Loughray	217	45.49%	<div><div></div></div>	62	150	5	0	0
Jeri Chambers	260	54.51%	<div><div></div></div>	83	155	22	0	0
Total Votes Cast	477	100.00%	<div><div></div></div>	145	305	27	0	0
Overvotes	0			0	0	0	0	0
Undervotes	76			17	56	3	0	0
Contest Totals	553			162	361	30	0	0

Summary Results Report
May 1st, 2021 City/School General and Special
Elections
May 1st, 2021

Final Results
SOVC
Collin County

031

Trustee, Place 7 Collin County Community College

Vote For 1

	TOTAL	VOTE %		Election Day	Early Voting	Ballot By Mail	Provision al Ballots	Limited Ballots
Jim Orr	233	53.20%	<div><div></div></div>	64	156	13	0	0
Helen Chang	205	46.80%	<div><div></div></div>	70	123	12	0	0
Total Votes Cast	438	100.00%	<div><div></div></div>	134	279	25	0	0
Overvotes	0			0	0	0	0	0
Undervotes	115			28	82	5	0	0
Contest Totals	553			162	361	30	0	0

Trustee, Place 8 Collin County Community College

Vote For 1

	TOTAL	VOTE %		Election Day	Early Voting	Ballot By Mail	Provision al Ballots	Limited Ballots
Misty Irby	204	48.11%	<div><div></div></div>	70	123	11	0	0
Bob Collins	220	51.89%	<div><div></div></div>	58	148	14	0	0
Total Votes Cast	424	100.00%	<div><div></div></div>	128	271	25	0	0
Overvotes	0			0	0	0	0	0
Undervotes	129			34	90	5	0	0
Contest Totals	553			162	361	30	0	0

Trustee, Place 9 Collin County Community College

Vote For 1

	TOTAL	VOTE %		Election Day	Early Voting	Ballot By Mail	Provision al Ballots	Limited Ballots
Andy Hardin	257	61.78%	<div><div></div></div>	70	172	15	0	0
Jacoby Stewart Sr.	159	38.22%	<div><div></div></div>	56	94	9	0	0
Total Votes Cast	416	100.00%	<div><div></div></div>	126	266	24	0	0
Overvotes	0			0	0	0	0	0
Undervotes	137			36	95	6	0	0
Contest Totals	553			162	361	30	0	0

Summary Results Report
May 1st, 2021 City/School General and Special
Elections
May 1st, 2021

Final Results
SOVC
Collin County

032

Statistics

	TOTAL	Election Day	Early Voting	Ballot By Mail	Provision al Ballots	Limited Ballots
Registered Voters - Total	2,450					
Ballots Cast - Total	645	230	379	36	0	0
Voter Turnout - Total	26.33%					

Councilmember, Place No.2 Plano

Vote For 1

	TOTAL	VOTE %		Election Day	Early Voting	Ballot By Mail	Provision al Ballots	Limited Ballots
Anthony Ricciardelli	323	53.04%	<div><div></div></div>	109	193	21	0	0
Steve Lavine	286	46.96%	<div><div></div></div>	109	162	15	0	0
Total Votes Cast	609	100.00%	<div><div></div></div>	218	355	36	0	0
Overvotes	0			0	0	0	0	0
Undervotes	36			12	24	0	0	0
Contest Totals	645			230	379	36	0	0

Councilmember, Place No.4 Plano

Vote For 1

	TOTAL	VOTE %		Election Day	Early Voting	Ballot By Mail	Provision al Ballots	Limited Ballots
Vidal Quintanilla	18	3.01%	<div><div></div></div>	6	10	2	0	0
Justin Adcock	254	42.47%	<div><div></div></div>	94	143	17	0	0
Kayci Prince	251	41.97%	<div><div></div></div>	74	161	16	0	0
Nassat Parveen	75	12.54%	<div><div></div></div>	35	39	1	0	0
Total Votes Cast	598	100.00%	<div><div></div></div>	209	353	36	0	0
Overvotes	0			0	0	0	0	0
Undervotes	47			21	26	0	0	0
Contest Totals	645			230	379	36	0	0

Councilmember, Place No.6 (Mayor)

Vote For 1

	TOTAL	VOTE %		Election Day	Early Voting	Ballot By Mail	Provision al Ballots	Limited Ballots
Lydia Ortega	21	3.29%	<div><div></div></div>	8	12	1	0	0
Lily Bao	244	38.24%	<div><div></div></div>	94	139	11	0	0
John Muns	373	58.46%	<div><div></div></div>	127	222	24	0	0
Total Votes Cast	638	100.00%	<div><div></div></div>	229	373	36	0	0
Overvotes	0			0	0	0	0	0
Undervotes	7			1	6	0	0	0
Contest Totals	645			230	379	36	0	0

Summary Results Report
May 1st, 2021 City/School General and Special
Elections
May 1st, 2021

Final Results
SOVC
Collin County

032

Councilmember, Place No.8 Plano

Vote For 1

	TOTAL	VOTE %		Election Day	Early Voting	Ballot By Mail	Provision al Ballots	Limited Ballots
Elisa Klein	263	43.69%	<div><div></div></div>	93	157	13	0	0
Rick Smith	339	56.31%	<div><div></div></div>	120	197	22	0	0
Total Votes Cast	602	100.00%	<div><div></div></div>	213	354	35	0	0
Overvotes	0			0	0	0	0	0
Undervotes	43			17	25	1	0	0
Contest Totals	645			230	379	36	0	0

Councilmember, Place No.7 Plano

Vote For 1

	TOTAL	VOTE %		Election Day	Early Voting	Ballot By Mail	Provision al Ballots	Limited Ballots
David M. Smith	96	16.35%	<div><div></div></div>	39	48	9	0	0
Julie Holmer	197	33.56%	<div><div></div></div>	64	123	10	0	0
Sandeep Srivastava	49	8.35%	<div><div></div></div>	24	22	3	0	0
Chris Robertson	186	31.69%	<div><div></div></div>	56	121	9	0	0
Bill Lisle III	59	10.05%	<div><div></div></div>	27	31	1	0	0
Total Votes Cast	587	100.00%	<div><div></div></div>	210	345	32	0	0
Overvotes	0			0	0	0	0	0
Undervotes	58			20	34	4	0	0
Contest Totals	645			230	379	36	0	0

Proposition A City of Plano

Vote For 1

	TOTAL	VOTE %		Election Day	Early Voting	Ballot By Mail	Provision al Ballots	Limited Ballots
For	485	77.60%	<div><div></div></div>	175	276	34	0	0
Against	140	22.40%	<div><div></div></div>	47	91	2	0	0
Total Votes Cast	625	100.00%	<div><div></div></div>	222	367	36	0	0
Overvotes	0			0	0	0	0	0
Undervotes	20			8	12	0	0	0
Contest Totals	645			230	379	36	0	0

Proposition B City of Plano

Vote For 1

	TOTAL	VOTE %		Election Day	Early Voting	Ballot By Mail	Provision al Ballots	Limited Ballots
For	432	69.34%	<div><div></div></div>	155	250	27	0	0
Against	191	30.66%	<div><div></div></div>	68	115	8	0	0
Total Votes Cast	623	100.00%	<div><div></div></div>	223	365	35	0	0
Overvotes	0			0	0	0	0	0
Undervotes	22			7	14	1	0	0
Contest Totals	645			230	379	36	0	0

Summary Results Report
May 1st, 2021 City/School General and Special
Elections
May 1st, 2021

Final Results
SOVC
Collin County

032

Proposition C City of Plano

Vote For 1

	TOTAL	VOTE %		Election Day	Early Voting	Ballot By Mail	Provision al Ballots	Limited Ballots
For	339	55.57%	<div><div></div></div>	122	197	20	0	0
Against	271	44.43%	<div><div></div></div>	97	160	14	0	0
Total Votes Cast	610	100.00%	<div><div></div></div>	219	357	34	0	0
Overvotes	0			0	0	0	0	0
Undervotes	35			11	22	2	0	0
Contest Totals	645			230	379	36	0	0

Proposition D City of Plano

Vote For 1

	TOTAL	VOTE %		Election Day	Early Voting	Ballot By Mail	Provision al Ballots	Limited Ballots
For	442	72.10%	<div><div></div></div>	158	253	31	0	0
Against	171	27.90%	<div><div></div></div>	59	107	5	0	0
Total Votes Cast	613	100.00%	<div><div></div></div>	217	360	36	0	0
Overvotes	0			0	0	0	0	0
Undervotes	32			13	19	0	0	0
Contest Totals	645			230	379	36	0	0

Proposition E City of Plano

Vote For 1

	TOTAL	VOTE %		Election Day	Early Voting	Ballot By Mail	Provision al Ballots	Limited Ballots
For	367	60.46%	<div><div></div></div>	128	211	28	0	0
Against	240	39.54%	<div><div></div></div>	90	143	7	0	0
Total Votes Cast	607	100.00%	<div><div></div></div>	218	354	35	0	0
Overvotes	0			0	0	0	0	0
Undervotes	38			12	25	1	0	0
Contest Totals	645			230	379	36	0	0

Proposition F City of Plano

Vote For 1

	TOTAL	VOTE %		Election Day	Early Voting	Ballot By Mail	Provision al Ballots	Limited Ballots
For	448	72.85%	<div><div></div></div>	161	262	25	0	0
Against	167	27.15%	<div><div></div></div>	57	100	10	0	0
Total Votes Cast	615	100.00%	<div><div></div></div>	218	362	35	0	0
Overvotes	0			0	0	0	0	0
Undervotes	30			12	17	1	0	0
Contest Totals	645			230	379	36	0	0

Summary Results Report
May 1st, 2021 City/School General and Special
Elections
May 1st, 2021

Final Results
SOVC
Collin County

032

Trustee, Place 1 Plano

Vote For 1

	TOTAL	VOTE %		Election Day	Early Voting	Ballot By Mail	Provision al Ballots	Limited Ballots
Lauren Tyra	364	68.16%	<div><div></div></div>	131	210	23	0	0
Shafik Ben Guesmia	19	3.56%	<div><div></div></div>	4	13	2	0	0
Semida Voicu	151	28.28%	<div><div></div></div>	54	92	5	0	0
Total Votes Cast	534	100.00%	<div><div></div></div>	189	315	30	0	0
Overvotes	0			0	0	0	0	0
Undervotes	111			41	64	6	0	0
Contest Totals	645			230	379	36	0	0

Trustee, Place 2 Plano

Vote For 1

	TOTAL	VOTE %		Election Day	Early Voting	Ballot By Mail	Provision al Ballots	Limited Ballots
Dayna Oscherwitz	216	40.30%	<div><div></div></div>	81	121	14	0	0
Ajikwaga Felli	16	2.99%	<div><div></div></div>	3	12	1	0	0
Angela Powell	304	56.72%	<div><div></div></div>	102	186	16	0	0
Total Votes Cast	536	100.00%	<div><div></div></div>	186	319	31	0	0
Overvotes	0			0	0	0	0	0
Undervotes	109			44	60	5	0	0
Contest Totals	645			230	379	36	0	0

Trustee, Place 3 Plano

Vote For 1

	TOTAL	VOTE %		Election Day	Early Voting	Ballot By Mail	Provision al Ballots	Limited Ballots
Nancy C. Humphrey	332	63.36%	<div><div></div></div>	111	201	20	0	0
Lynn Walling	192	36.64%	<div><div></div></div>	69	112	11	0	0
Total Votes Cast	524	100.00%	<div><div></div></div>	180	313	31	0	0
Overvotes	0			0	0	0	0	0
Undervotes	121			50	66	5	0	0
Contest Totals	645			230	379	36	0	0

Trustee, Place 6 Plano

Vote For 1

	TOTAL	VOTE %		Election Day	Early Voting	Ballot By Mail	Provision al Ballots	Limited Ballots
Marilyn Loughray	214	40.61%	<div><div></div></div>	69	133	12	0	0
Jeri Chambers	313	59.39%	<div><div></div></div>	110	184	19	0	0
Total Votes Cast	527	100.00%	<div><div></div></div>	179	317	31	0	0
Overvotes	0			0	0	0	0	0
Undervotes	118			51	62	5	0	0
Contest Totals	645			230	379	36	0	0

Summary Results Report
May 1st, 2021 City/School General and Special
Elections
May 1st, 2021

Final Results
SOVC
Collin County

032

Trustee, Place 7 Collin County Community College

Vote For 1

	TOTAL	VOTE %		Election Day	Early Voting	Ballot By Mail	Provision al Ballots	Limited Ballots
Jim Orr	287	55.41%	<div><div></div></div>	95	175	17	0	0
Helen Chang	231	44.59%	<div><div></div></div>	85	134	12	0	0
Total Votes Cast	518	100.00%	<div><div></div></div>	180	309	29	0	0
Overvotes	0			0	0	0	0	0
Undervotes	127			50	70	7	0	0
Contest Totals	645			230	379	36	0	0

Trustee, Place 8 Collin County Community College

Vote For 1

	TOTAL	VOTE %		Election Day	Early Voting	Ballot By Mail	Provision al Ballots	Limited Ballots
Misty Irby	249	49.21%	<div><div></div></div>	91	149	9	0	0
Bob Collins	257	50.79%	<div><div></div></div>	86	154	17	0	0
Total Votes Cast	506	100.00%	<div><div></div></div>	177	303	26	0	0
Overvotes	0			0	0	0	0	0
Undervotes	139			53	76	10	0	0
Contest Totals	645			230	379	36	0	0

Trustee, Place 9 Collin County Community College

Vote For 1

	TOTAL	VOTE %		Election Day	Early Voting	Ballot By Mail	Provision al Ballots	Limited Ballots
Andy Hardin	289	58.15%	<div><div></div></div>	93	180	16	0	0
Jacoby Stewart Sr.	208	41.85%	<div><div></div></div>	79	120	9	0	0
Total Votes Cast	497	100.00%	<div><div></div></div>	172	300	25	0	0
Overvotes	0			0	0	0	0	0
Undervotes	148			58	79	11	0	0
Contest Totals	645			230	379	36	0	0

Summary Results Report
May 1st, 2021 City/School General and Special
Elections
May 1st, 2021

Final Results
SOVC
Collin County

033

Statistics

	TOTAL	Election Day	Early Voting	Ballot By Mail	Provisional Ballots	Limited Ballots
Registered Voters - Total	4,206					
Ballots Cast - Total	331	153	178	0	0	0
Voter Turnout - Total	7.87%					

Proposition A City of Lavon

Vote For 1

	TOTAL	VOTE %		Election Day	Early Voting	Ballot By Mail	Provisional Ballots	Limited Ballots
For	186	86.51%	<div><div></div></div>	102	84	0	0	0
Against	29	13.49%	<div><div></div></div>	13	16	0	0	0
Total Votes Cast	215	100.00%	<div><div></div></div>	115	100	0	0	0
Overvotes	0			0	0	0	0	0
Undervotes	11			6	5	0	0	0
Contest Totals	226			121	105	0	0	0

Mayor Nevada

Vote For 1

	TOTAL	VOTE %		Election Day	Early Voting	Ballot By Mail	Provisional Ballots	Limited Ballots
Benito Ponce	21	100.00%	<div><div></div></div>	5	16	0	0	0
Total Votes Cast	21	100.00%	<div><div></div></div>	5	16	0	0	0
Overvotes	0			0	0	0	0	0
Undervotes	2			1	1	0	0	0
Contest Totals	23			6	17	0	0	0

Councilmember, Place 1 Nevada

Vote For 1

	TOTAL	VOTE %		Election Day	Early Voting	Ballot By Mail	Provisional Ballots	Limited Ballots
Joe Cleveland	15	78.95%	<div><div></div></div>	3	12	0	0	0
Mike Laye	4	21.05%	<div><div></div></div>	1	3	0	0	0
Total Votes Cast	19	100.00%	<div><div></div></div>	4	15	0	0	0
Overvotes	0			0	0	0	0	0
Undervotes	4			2	2	0	0	0
Contest Totals	23			6	17	0	0	0

Councilmember, Place 3 Nevada

Vote For 1

	TOTAL	VOTE %		Election Day	Early Voting	Ballot By Mail	Provisional Ballots	Limited Ballots
Kerrie Longoria	2	9.52%	<div><div></div></div>	0	2	0	0	0
Paul Breitzman	19	90.48%	<div><div></div></div>	5	14	0	0	0
Total Votes Cast	21	100.00%	<div><div></div></div>	5	16	0	0	0
Overvotes	0			0	0	0	0	0
Undervotes	2			1	1	0	0	0
Contest Totals	23			6	17	0	0	0

Summary Results Report
May 1st, 2021 City/School General and Special
Elections
May 1st, 2021

Final Results
SOVC
Collin County

033

Councilmember, Place 4 Nevada

Vote For 1

	TOTAL	VOTE %		Election Day	Early Voting	Ballot By Mail	Provision al Ballots	Limited Ballots
Karl Fisher	22	100.00%	<div><div></div></div>	5	17	0	0	0
Total Votes Cast	22	100.00%	<div><div></div></div>	5	17	0	0	0
Overvotes	0			0	0	0	0	0
Undervotes	1			1	0	0	0	0
Contest Totals	23			6	17	0	0	0

Councilmember, Place 5 Nevada

Vote For 1

	TOTAL	VOTE %		Election Day	Early Voting	Ballot By Mail	Provision al Ballots	Limited Ballots
Gary Killian	17	80.95%	<div><div></div></div>	4	13	0	0	0
Elisabeth Garlington D.C.	4	19.05%	<div><div></div></div>	1	3	0	0	0
Total Votes Cast	21	100.00%	<div><div></div></div>	5	16	0	0	0
Overvotes	0			0	0	0	0	0
Undervotes	2			1	1	0	0	0
Contest Totals	23			6	17	0	0	0

Trustee, Place 1 Community

Vote For 1

	TOTAL	VOTE %		Election Day	Early Voting	Ballot By Mail	Provision al Ballots	Limited Ballots
Jeff Pendill	215	100.00%	<div><div></div></div>	100	115	0	0	0
Total Votes Cast	215	100.00%	<div><div></div></div>	100	115	0	0	0
Overvotes	0			0	0	0	0	0
Undervotes	109			51	58	0	0	0
Contest Totals	324			151	173	0	0	0

Trustee, Place 2 Community

Vote For 1

	TOTAL	VOTE %		Election Day	Early Voting	Ballot By Mail	Provision al Ballots	Limited Ballots
Alicia Young	216	100.00%	<div><div></div></div>	99	117	0	0	0
Total Votes Cast	216	100.00%	<div><div></div></div>	99	117	0	0	0
Overvotes	0			0	0	0	0	0
Undervotes	108			52	56	0	0	0
Contest Totals	324			151	173	0	0	0

Summary Results Report
May 1st, 2021 City/School General and Special
Elections
May 1st, 2021

Final Results
SOVC
Collin County

033

Trustee, Place 3 Community

Vote For 1

	TOTAL	VOTE %		Election Day	Early Voting	Ballot By Mail	Provision al Ballots	Limited Ballots
Erin Wilson	55	19.64%	<div><div></div></div>	32	23	0	0	0
Jose Robles	80	28.57%	<div><div></div></div>	38	42	0	0	0
Josh Allred	34	12.14%	<div><div></div></div>	14	20	0	0	0
Staci Schroeder	111	39.64%	<div><div></div></div>	48	63	0	0	0
Total Votes Cast	280	100.00%	<div><div></div></div>	132	148	0	0	0
Overvotes	0			0	0	0	0	0
Undervotes	44			19	25	0	0	0
Contest Totals	324			151	173	0	0	0

Trustee, Place 7 Collin County Community College

Vote For 1

	TOTAL	VOTE %		Election Day	Early Voting	Ballot By Mail	Provision al Ballots	Limited Ballots
Jim Orr	161	67.36%	<div><div></div></div>	76	85	0	0	0
Helen Chang	78	32.64%	<div><div></div></div>	33	45	0	0	0
Total Votes Cast	239	100.00%	<div><div></div></div>	109	130	0	0	0
Overvotes	0			0	0	0	0	0
Undervotes	92			44	48	0	0	0
Contest Totals	331			153	178	0	0	0

Trustee, Place 8 Collin County Community College

Vote For 1

	TOTAL	VOTE %		Election Day	Early Voting	Ballot By Mail	Provision al Ballots	Limited Ballots
Misty Irby	108	47.16%	<div><div></div></div>	45	63	0	0	0
Bob Collins	121	52.84%	<div><div></div></div>	60	61	0	0	0
Total Votes Cast	229	100.00%	<div><div></div></div>	105	124	0	0	0
Overvotes	0			0	0	0	0	0
Undervotes	102			48	54	0	0	0
Contest Totals	331			153	178	0	0	0

Trustee, Place 9 Collin County Community College

Vote For 1

	TOTAL	VOTE %		Election Day	Early Voting	Ballot By Mail	Provision al Ballots	Limited Ballots
Andy Hardin	182	80.18%	<div><div></div></div>	83	99	0	0	0
Jacoby Stewart Sr.	45	19.82%	<div><div></div></div>	22	23	0	0	0
Total Votes Cast	227	100.00%	<div><div></div></div>	105	122	0	0	0
Overvotes	0			0	0	0	0	0
Undervotes	104			48	56	0	0	0
Contest Totals	331			153	178	0	0	0

Summary Results Report
 May 1st, 2021 City/School General and Special
 Elections
 May 1st, 2021

Final Results
 SOVC
 Collin County

033

Board of Directors Bear Creek Special Utility

Vote For 2

	TOTAL	VOTE %		Election Day	Early Voting	Ballot By Mail	Provision al Ballots	Limited Ballots
Bryan Block	83	22.62%	<div><div></div></div>	37	46	0	0	0
Colby McClendon	133	36.24%	<div><div></div></div>	51	82	0	0	0
Leon Marshall	151	41.14%	<div><div></div></div>	82	69	0	0	0
Total Votes Cast	367	100.00%	<div><div></div></div>	170	197	0	0	0
Overvotes	0			0	0	0	0	0
Undervotes	215			116	99	0	0	0
Contest Totals	582			286	296	0	0	0

Summary Results Report
May 1st, 2021 City/School General and Special
Elections
May 1st, 2021

Final Results
SOVC
Collin County

034

Statistics

	TOTAL	Election Day	Early Voting	Ballot By Mail	Provision al Ballots	Limited Ballots
Registered Voters - Total	4,238					
Ballots Cast - Total	1,076	287	766	23	0	0
Voter Turnout - Total	25.39%					

Councilmember, Place No.2 Plano

Vote For 1

	TOTAL	VOTE %		Election Day	Early Voting	Ballot By Mail	Provision al Ballots	Limited Ballots
Anthony Ricciardelli	533	53.03%	<div><div></div></div>	135	391	7	0	0
Steve Lavine	472	46.97%	<div><div></div></div>	139	319	14	0	0
Total Votes Cast	1,005	100.00%	<div><div></div></div>	274	710	21	0	0
Overvotes	0			0	0	0	0	0
Undervotes	71			13	56	2	0	0
Contest Totals	1,076			287	766	23	0	0

Councilmember, Place No.4 Plano

Vote For 1

	TOTAL	VOTE %		Election Day	Early Voting	Ballot By Mail	Provision al Ballots	Limited Ballots
Vidal Quintanilla	42	4.25%	<div><div></div></div>	5	34	3	0	0
Justin Adcock	425	42.97%	<div><div></div></div>	108	310	7	0	0
Kayci Prince	342	34.58%	<div><div></div></div>	93	241	8	0	0
Nassat Parveen	180	18.20%	<div><div></div></div>	63	114	3	0	0
Total Votes Cast	989	100.00%	<div><div></div></div>	269	699	21	0	0
Overvotes	0			0	0	0	0	0
Undervotes	87			18	67	2	0	0
Contest Totals	1,076			287	766	23	0	0

Councilmember, Place No.6 (Mayor)

Vote For 1

	TOTAL	VOTE %		Election Day	Early Voting	Ballot By Mail	Provision al Ballots	Limited Ballots
Lydia Ortega	17	1.59%	<div><div></div></div>	6	10	1	0	0
Lily Bao	517	48.45%	<div><div></div></div>	122	387	8	0	0
John Muns	533	49.95%	<div><div></div></div>	158	361	14	0	0
Total Votes Cast	1,067	100.00%	<div><div></div></div>	286	758	23	0	0
Overvotes	0			0	0	0	0	0
Undervotes	9			1	8	0	0	0
Contest Totals	1,076			287	766	23	0	0

Summary Results Report
May 1st, 2021 City/School General and Special
Elections
May 1st, 2021

Final Results
SOVC
Collin County

034

Councilmember, Place No.8 Plano

Vote For 1

	TOTAL	VOTE %		Election Day	Early Voting	Ballot By Mail	Provision al Ballots	Limited Ballots
Elisa Klein	460	46.51%	<div><div></div></div>	137	309	14	0	0
Rick Smith	529	53.49%	<div><div></div></div>	128	394	7	0	0
Total Votes Cast	989	100.00%	<div><div></div></div>	265	703	21	0	0
Overvotes	0			0	0	0	0	0
Undervotes	87			22	63	2	0	0
Contest Totals	1,076			287	766	23	0	0

Councilmember, Place No.7 Plano

Vote For 1

	TOTAL	VOTE %		Election Day	Early Voting	Ballot By Mail	Provision al Ballots	Limited Ballots
David M. Smith	130	13.25%	<div><div></div></div>	36	89	5	0	0
Julie Holmer	326	33.23%	<div><div></div></div>	91	228	7	0	0
Sandeep Srivastava	152	15.49%	<div><div></div></div>	38	112	2	0	0
Chris Robertson	337	34.35%	<div><div></div></div>	89	241	7	0	0
Bill Lisle III	36	3.67%	<div><div></div></div>	13	23	0	0	0
Total Votes Cast	981	100.00%	<div><div></div></div>	267	693	21	0	0
Overvotes	0			0	0	0	0	0
Undervotes	95			20	73	2	0	0
Contest Totals	1,076			287	766	23	0	0

Proposition A City of Plano

Vote For 1

	TOTAL	VOTE %		Election Day	Early Voting	Ballot By Mail	Provision al Ballots	Limited Ballots
For	742	74.80%	<div><div></div></div>	210	513	19	0	0
Against	250	25.20%	<div><div></div></div>	61	185	4	0	0
Total Votes Cast	992	100.00%	<div><div></div></div>	271	698	23	0	0
Overvotes	0			0	0	0	0	0
Undervotes	84			16	68	0	0	0
Contest Totals	1,076			287	766	23	0	0

Proposition B City of Plano

Vote For 1

	TOTAL	VOTE %		Election Day	Early Voting	Ballot By Mail	Provision al Ballots	Limited Ballots
For	705	71.36%	<div><div></div></div>	204	484	17	0	0
Against	283	28.64%	<div><div></div></div>	63	214	6	0	0
Total Votes Cast	988	100.00%	<div><div></div></div>	267	698	23	0	0
Overvotes	0			0	0	0	0	0
Undervotes	88			20	68	0	0	0
Contest Totals	1,076			287	766	23	0	0

Summary Results Report
May 1st, 2021 City/School General and Special
Elections
May 1st, 2021

Final Results
SOVC
Collin County

034

Proposition C City of Plano

Vote For 1

	TOTAL	VOTE %		Election Day	Early Voting	Ballot By Mail	Provision al Ballots	Limited Ballots
For	512	51.93%	<div><div></div></div>	145	353	14	0	0
Against	474	48.07%	<div><div></div></div>	119	346	9	0	0
Total Votes Cast	986	100.00%	<div><div></div></div>	264	699	23	0	0
Overvotes	0			0	0	0	0	0
Undervotes	90			23	67	0	0	0
Contest Totals	1,076			287	766	23	0	0

Proposition D City of Plano

Vote For 1

	TOTAL	VOTE %		Election Day	Early Voting	Ballot By Mail	Provision al Ballots	Limited Ballots
For	730	74.04%	<div><div></div></div>	199	511	20	0	0
Against	256	25.96%	<div><div></div></div>	65	188	3	0	0
Total Votes Cast	986	100.00%	<div><div></div></div>	264	699	23	0	0
Overvotes	0			0	0	0	0	0
Undervotes	90			23	67	0	0	0
Contest Totals	1,076			287	766	23	0	0

Proposition E City of Plano

Vote For 1

	TOTAL	VOTE %		Election Day	Early Voting	Ballot By Mail	Provision al Ballots	Limited Ballots
For	595	60.84%	<div><div></div></div>	169	407	19	0	0
Against	383	39.16%	<div><div></div></div>	93	286	4	0	0
Total Votes Cast	978	100.00%	<div><div></div></div>	262	693	23	0	0
Overvotes	0			0	0	0	0	0
Undervotes	98			25	73	0	0	0
Contest Totals	1,076			287	766	23	0	0

Proposition F City of Plano

Vote For 1

	TOTAL	VOTE %		Election Day	Early Voting	Ballot By Mail	Provision al Ballots	Limited Ballots
For	718	72.89%	<div><div></div></div>	197	502	19	0	0
Against	267	27.11%	<div><div></div></div>	65	198	4	0	0
Total Votes Cast	985	100.00%	<div><div></div></div>	262	700	23	0	0
Overvotes	0			0	0	0	0	0
Undervotes	91			25	66	0	0	0
Contest Totals	1,076			287	766	23	0	0

Summary Results Report
May 1st, 2021 City/School General and Special
Elections
May 1st, 2021

Final Results
SOVC
Collin County

034

Trustee, Place 1 Plano

Vote For 1

	TOTAL	VOTE %		Election Day	Early Voting	Ballot By Mail	Provision al Ballots	Limited Ballots
Lauren Tyra	536	56.84%	<div><div></div></div>	150	369	17	0	0
Shafik Ben Guesmia	40	4.24%	<div><div></div></div>	12	28	0	0	0
Semida Voicu	367	38.92%	<div><div></div></div>	87	274	6	0	0
Total Votes Cast	943	100.00%	<div><div></div></div>	249	671	23	0	0
Overvotes	0			0	0	0	0	0
Undervotes	133			38	95	0	0	0
Contest Totals	1,076			287	766	23	0	0

Trustee, Place 2 Plano

Vote For 1

	TOTAL	VOTE %		Election Day	Early Voting	Ballot By Mail	Provision al Ballots	Limited Ballots
Dayna Oscherwitz	399	42.36%	<div><div></div></div>	117	272	10	0	0
Ajikwaga Felli	30	3.18%	<div><div></div></div>	8	22	0	0	0
Angela Powell	513	54.46%	<div><div></div></div>	123	379	11	0	0
Total Votes Cast	942	100.00%	<div><div></div></div>	248	673	21	0	0
Overvotes	0			0	0	0	0	0
Undervotes	134			39	93	2	0	0
Contest Totals	1,076			287	766	23	0	0

Trustee, Place 3 Plano

Vote For 1

	TOTAL	VOTE %		Election Day	Early Voting	Ballot By Mail	Provision al Ballots	Limited Ballots
Nancy C. Humphrey	529	57.31%	<div><div></div></div>	152	363	14	0	0
Lynn Walling	394	42.69%	<div><div></div></div>	98	289	7	0	0
Total Votes Cast	923	100.00%	<div><div></div></div>	250	652	21	0	0
Overvotes	0			0	0	0	0	0
Undervotes	153			37	114	2	0	0
Contest Totals	1,076			287	766	23	0	0

Trustee, Place 6 Plano

Vote For 1

	TOTAL	VOTE %		Election Day	Early Voting	Ballot By Mail	Provision al Ballots	Limited Ballots
Marilyn Loughray	424	45.74%	<div><div></div></div>	100	318	6	0	0
Jeri Chambers	503	54.26%	<div><div></div></div>	151	337	15	0	0
Total Votes Cast	927	100.00%	<div><div></div></div>	251	655	21	0	0
Overvotes	0			0	0	0	0	0
Undervotes	149			36	111	2	0	0
Contest Totals	1,076			287	766	23	0	0

Summary Results Report
May 1st, 2021 City/School General and Special
Elections
May 1st, 2021

Final Results
SOVC
Collin County

034

Trustee, Place 7 Collin County Community College

Vote For 1

	TOTAL	VOTE %		Election Day	Early Voting	Ballot By Mail	Provision al Ballots	Limited Ballots
Jim Orr	405	42.41%	<div><div></div></div>	109	283	13	0	0
Helen Chang	550	57.59%	<div><div></div></div>	143	401	6	0	0
Total Votes Cast	955	100.00%	<div><div></div></div>	252	684	19	0	0
Overvotes	0			0	0	0	0	0
Undervotes	121			35	82	4	0	0
Contest Totals	1,076			287	766	23	0	0

Trustee, Place 8 Collin County Community College

Vote For 1

	TOTAL	VOTE %		Election Day	Early Voting	Ballot By Mail	Provision al Ballots	Limited Ballots
Misty Irby	427	47.50%	<div><div></div></div>	123	294	10	0	0
Bob Collins	472	52.50%	<div><div></div></div>	121	342	9	0	0
Total Votes Cast	899	100.00%	<div><div></div></div>	244	636	19	0	0
Overvotes	0			0	0	0	0	0
Undervotes	177			43	130	4	0	0
Contest Totals	1,076			287	766	23	0	0

Trustee, Place 9 Collin County Community College

Vote For 1

	TOTAL	VOTE %		Election Day	Early Voting	Ballot By Mail	Provision al Ballots	Limited Ballots
Andy Hardin	505	57.00%	<div><div></div></div>	125	368	12	0	0
Jacoby Stewart Sr.	381	43.00%	<div><div></div></div>	115	259	7	0	0
Total Votes Cast	886	100.00%	<div><div></div></div>	240	627	19	0	0
Overvotes	0			0	0	0	0	0
Undervotes	190			47	139	4	0	0
Contest Totals	1,076			287	766	23	0	0

Summary Results Report
May 1st, 2021 City/School General and Special
Elections
May 1st, 2021

Final Results
SOVC
Collin County

035

Statistics

	TOTAL	Election Day	Early Voting	Ballot By Mail	Provisional Ballots	Limited Ballots
Registered Voters - Total	1,607					
Ballots Cast - Total	249	100	149	0	0	0
Voter Turnout - Total	15.49%					

Mayor Nevada

Vote For 1

	TOTAL	VOTE %		Election Day	Early Voting	Ballot By Mail	Provisional Ballots	Limited Ballots
Benito Ponce	142	100.00%	<div><div></div></div>	55	87	0	0	0
Total Votes Cast	142	100.00%	<div><div></div></div>	55	87	0	0	0
Overvotes	0			0	0	0	0	0
Undervotes	51			21	30	0	0	0
Contest Totals	193			76	117	0	0	0

Councilmember, Place 1 Nevada

Vote For 1

	TOTAL	VOTE %		Election Day	Early Voting	Ballot By Mail	Provisional Ballots	Limited Ballots
Joe Cleveland	74	40.88%	<div><div></div></div>	33	41	0	0	0
Mike Laye	107	59.12%	<div><div></div></div>	38	69	0	0	0
Total Votes Cast	181	100.00%	<div><div></div></div>	71	110	0	0	0
Overvotes	0			0	0	0	0	0
Undervotes	12			5	7	0	0	0
Contest Totals	193			76	117	0	0	0

Councilmember, Place 3 Nevada

Vote For 1

	TOTAL	VOTE %		Election Day	Early Voting	Ballot By Mail	Provisional Ballots	Limited Ballots
Kerrie Longoria	108	57.45%	<div><div></div></div>	38	70	0	0	0
Paul Breitzman	80	42.55%	<div><div></div></div>	36	44	0	0	0
Total Votes Cast	188	100.00%	<div><div></div></div>	74	114	0	0	0
Overvotes	0			0	0	0	0	0
Undervotes	5			2	3	0	0	0
Contest Totals	193			76	117	0	0	0

Councilmember, Place 4 Nevada

Vote For 1

	TOTAL	VOTE %		Election Day	Early Voting	Ballot By Mail	Provisional Ballots	Limited Ballots
Karl Fisher	125	100.00%	<div><div></div></div>	50	75	0	0	0
Total Votes Cast	125	100.00%	<div><div></div></div>	50	75	0	0	0
Overvotes	0			0	0	0	0	0
Undervotes	68			26	42	0	0	0
Contest Totals	193			76	117	0	0	0

Summary Results Report
May 1st, 2021 City/School General and Special
Elections
May 1st, 2021

Final Results
SOVC
Collin County

035

Councilmember, Place 5 Nevada

Vote For 1

	TOTAL	VOTE %		Election Day	Early Voting	Ballot By Mail	Provision al Ballots	Limited Ballots
Gary Killian	103	63.98%	<div><div></div></div>	43	60	0	0	0
Elisabeth Garlington D.C.	58	36.02%	<div><div></div></div>	18	40	0	0	0
Total Votes Cast	161	100.00%	<div><div></div></div>	61	100	0	0	0
Overvotes	0			0	0	0	0	0
Undervotes	32			15	17	0	0	0
Contest Totals	193			76	117	0	0	0

Trustee, Place 1 Community

Vote For 1

	TOTAL	VOTE %		Election Day	Early Voting	Ballot By Mail	Provision al Ballots	Limited Ballots
Jeff Pendill	164	100.00%	<div><div></div></div>	70	94	0	0	0
Total Votes Cast	164	100.00%	<div><div></div></div>	70	94	0	0	0
Overvotes	0			0	0	0	0	0
Undervotes	73			24	49	0	0	0
Contest Totals	237			94	143	0	0	0

Trustee, Place 2 Community

Vote For 1

	TOTAL	VOTE %		Election Day	Early Voting	Ballot By Mail	Provision al Ballots	Limited Ballots
Alicia Young	167	100.00%	<div><div></div></div>	71	96	0	0	0
Total Votes Cast	167	100.00%	<div><div></div></div>	71	96	0	0	0
Overvotes	0			0	0	0	0	0
Undervotes	70			23	47	0	0	0
Contest Totals	237			94	143	0	0	0

Trustee, Place 3 Community

Vote For 1

	TOTAL	VOTE %		Election Day	Early Voting	Ballot By Mail	Provision al Ballots	Limited Ballots
Erin Wilson	45	22.06%	<div><div></div></div>	20	25	0	0	0
Jose Robles	47	23.04%	<div><div></div></div>	9	38	0	0	0
Josh Allred	24	11.76%	<div><div></div></div>	11	13	0	0	0
Staci Schroeder	88	43.14%	<div><div></div></div>	39	49	0	0	0
Total Votes Cast	204	100.00%	<div><div></div></div>	79	125	0	0	0
Overvotes	0			0	0	0	0	0
Undervotes	33			15	18	0	0	0
Contest Totals	237			94	143	0	0	0

Summary Results Report
May 1st, 2021 City/School General and Special
Elections
May 1st, 2021

Final Results
SOVC
Collin County

035

District School Board Trustee Position 1 Farmersville

Vote For 1

	TOTAL	VOTE %		Election Day	Early Voting	Ballot By Mail	Provision al Ballots	Limited Ballots
Daniel Huff	7	58.33%	<div><div></div></div>	2	5	0	0	0
Paul Kelly (PK)	5	41.67%	<div><div></div></div>	4	1	0	0	0
Total Votes Cast	12	100.00%	<div><div></div></div>	6	6	0	0	0
Overvotes	0			0	0	0	0	0
Undervotes	0			0	0	0	0	0
Contest Totals	12			6	6	0	0	0

District School Board Trustee Position 2 Farmersville

Vote For 1

	TOTAL	VOTE %		Election Day	Early Voting	Ballot By Mail	Provision al Ballots	Limited Ballots
Dale Pickett	4	33.33%	<div><div></div></div>	3	1	0	0	0
Ben Mathews	8	66.67%	<div><div></div></div>	3	5	0	0	0
Total Votes Cast	12	100.00%	<div><div></div></div>	6	6	0	0	0
Overvotes	0			0	0	0	0	0
Undervotes	0			0	0	0	0	0
Contest Totals	12			6	6	0	0	0

District School Board Trustee Position 3 Farmersville

Vote For 1

	TOTAL	VOTE %		Election Day	Early Voting	Ballot By Mail	Provision al Ballots	Limited Ballots
Tony Gray	10	100.00%	<div><div></div></div>	5	5	0	0	0
Total Votes Cast	10	100.00%	<div><div></div></div>	5	5	0	0	0
Overvotes	0			0	0	0	0	0
Undervotes	2			1	1	0	0	0
Contest Totals	12			6	6	0	0	0

District School Board Trustee Position 4 Farmersville

Vote For 1

	TOTAL	VOTE %		Election Day	Early Voting	Ballot By Mail	Provision al Ballots	Limited Ballots
David Coleman	4	33.33%	<div><div></div></div>	1	3	0	0	0
Bridget Justiss	4	33.33%	<div><div></div></div>	4	0	0	0	0
Sandy Day	4	33.33%	<div><div></div></div>	1	3	0	0	0
Total Votes Cast	12	100.00%	<div><div></div></div>	6	6	0	0	0
Overvotes	0			0	0	0	0	0
Undervotes	0			0	0	0	0	0
Contest Totals	12			6	6	0	0	0

Summary Results Report
May 1st, 2021 City/School General and Special
Elections
May 1st, 2021

Final Results
SOVC
Collin County

035

Proposition A Farmersville ISD

Vote For 1

	TOTAL	VOTE %		Election Day	Early Voting	Ballot By Mail	Provision al Ballots	Limited Ballots
For	8	72.73%	<div><div></div></div>	6	2	0	0	0
Against	3	27.27%	<div><div></div></div>	0	3	0	0	0
Total Votes Cast	11	100.00%	<div><div></div></div>	6	5	0	0	0
Overvotes	0			0	0	0	0	0
Undervotes	1			0	1	0	0	0
Contest Totals	12			6	6	0	0	0

Trustee, Place 7 Collin County Community College

Vote For 1

	TOTAL	VOTE %		Election Day	Early Voting	Ballot By Mail	Provision al Ballots	Limited Ballots
Jim Orr	119	68.79%	<div><div></div></div>	45	74	0	0	0
Helen Chang	54	31.21%	<div><div></div></div>	25	29	0	0	0
Total Votes Cast	173	100.00%	<div><div></div></div>	70	103	0	0	0
Overvotes	0			0	0	0	0	0
Undervotes	76			30	46	0	0	0
Contest Totals	249			100	149	0	0	0

Trustee, Place 8 Collin County Community College

Vote For 1

	TOTAL	VOTE %		Election Day	Early Voting	Ballot By Mail	Provision al Ballots	Limited Ballots
Misty Irby	65	39.16%	<div><div></div></div>	30	35	0	0	0
Bob Collins	101	60.84%	<div><div></div></div>	36	65	0	0	0
Total Votes Cast	166	100.00%	<div><div></div></div>	66	100	0	0	0
Overvotes	0			0	0	0	0	0
Undervotes	83			34	49	0	0	0
Contest Totals	249			100	149	0	0	0

Trustee, Place 9 Collin County Community College

Vote For 1

	TOTAL	VOTE %		Election Day	Early Voting	Ballot By Mail	Provision al Ballots	Limited Ballots
Andy Hardin	128	78.05%	<div><div></div></div>	49	79	0	0	0
Jacoby Stewart Sr.	36	21.95%	<div><div></div></div>	17	19	0	0	0
Total Votes Cast	164	100.00%	<div><div></div></div>	66	98	0	0	0
Overvotes	0			0	0	0	0	0
Undervotes	85			34	51	0	0	0
Contest Totals	249			100	149	0	0	0

Summary Results Report
May 1st, 2021 City/School General and Special
Elections
May 1st, 2021

Final Results
SOVC
Collin County

036

Statistics

	TOTAL	Election Day	Early Voting	Ballot By Mail	Provision al Ballots	Limited Ballots
Registered Voters - Total	1,941					
Ballots Cast - Total	280	83	166	31	0	0
Voter Turnout - Total	14.43%					

Member of Council, Place 12 Dallas

Vote For 1

	TOTAL	VOTE %		Election Day	Early Voting	Ballot By Mail	Provision al Ballots	Limited Ballots
Elva Curl	40	14.71%	<div><div></div></div>	15	24	1	0	0
Cara Mendelsohn	232	85.29%	<div><div></div></div>	64	140	28	0	0
Total Votes Cast	272	100.00%	<div><div></div></div>	79	164	29	0	0
Overvotes	0			0	0	0	0	0
Undervotes	8			4	2	2	0	0
Contest Totals	280			83	166	31	0	0

Proposition A City of Dallas

Vote For 1

	TOTAL	VOTE %		Election Day	Early Voting	Ballot By Mail	Provision al Ballots	Limited Ballots
For	61	23.64%	<div><div></div></div>	17	40	4	0	0
Against	197	76.36%	<div><div></div></div>	61	113	23	0	0
Total Votes Cast	258	100.00%	<div><div></div></div>	78	153	27	0	0
Overvotes	0			0	0	0	0	0
Undervotes	22			5	13	4	0	0
Contest Totals	280			83	166	31	0	0

Proposition B City of Dallas

Vote For 1

	TOTAL	VOTE %		Election Day	Early Voting	Ballot By Mail	Provision al Ballots	Limited Ballots
For	57	22.01%	<div><div></div></div>	17	36	4	0	0
Against	202	77.99%	<div><div></div></div>	60	120	22	0	0
Total Votes Cast	259	100.00%	<div><div></div></div>	77	156	26	0	0
Overvotes	0			0	0	0	0	0
Undervotes	21			6	10	5	0	0
Contest Totals	280			83	166	31	0	0

Trustee, Place 1 Plano

Vote For 1

	TOTAL	VOTE %		Election Day	Early Voting	Ballot By Mail	Provision al Ballots	Limited Ballots
Lauren Tyra	149	80.54%	<div><div></div></div>	33	98	18	0	0
Shafik Ben Guesmia	9	4.86%	<div><div></div></div>	5	4	0	0	0
Semida Voicu	27	14.59%	<div><div></div></div>	14	12	1	0	0
Total Votes Cast	185	100.00%	<div><div></div></div>	52	114	19	0	0
Overvotes	0			0	0	0	0	0
Undervotes	95			31	52	12	0	0
Contest Totals	280			83	166	31	0	0

Summary Results Report
May 1st, 2021 City/School General and Special
Elections
May 1st, 2021

Final Results
SOVC
Collin County

036

Trustee, Place 2 Plano

Vote For 1

	TOTAL	VOTE %		Election Day	Early Voting	Ballot By Mail	Provision al Ballots	Limited Ballots
Dayna Oscherwitz	86	45.50%	<div><div></div></div>	16	56	14	0	0
Ajikwaga Felli	15	7.94%	<div><div></div></div>	6	7	2	0	0
Angela Powell	88	46.56%	<div><div></div></div>	28	57	3	0	0
Total Votes Cast	189	100.00%	<div><div></div></div>	50	120	19	0	0
Overvotes	0			0	0	0	0	0
Undervotes	91			33	46	12	0	0
Contest Totals	280			83	166	31	0	0

Trustee, Place 3 Plano

Vote For 1

	TOTAL	VOTE %		Election Day	Early Voting	Ballot By Mail	Provision al Ballots	Limited Ballots
Nancy C. Humphrey	119	70.00%	<div><div></div></div>	30	75	14	0	0
Lynn Walling	51	30.00%	<div><div></div></div>	18	31	2	0	0
Total Votes Cast	170	100.00%	<div><div></div></div>	48	106	16	0	0
Overvotes	0			0	0	0	0	0
Undervotes	110			35	60	15	0	0
Contest Totals	280			83	166	31	0	0

Trustee, Place 6 Plano

Vote For 1

	TOTAL	VOTE %		Election Day	Early Voting	Ballot By Mail	Provision al Ballots	Limited Ballots
Marilyn Loughray	60	38.22%	<div><div></div></div>	19	37	4	0	0
Jeri Chambers	97	61.78%	<div><div></div></div>	24	61	12	0	0
Total Votes Cast	157	100.00%	<div><div></div></div>	43	98	16	0	0
Overvotes	0			0	0	0	0	0
Undervotes	123			40	68	15	0	0
Contest Totals	280			83	166	31	0	0

Trustee, Place 7 Collin County Community College

Vote For 1

	TOTAL	VOTE %		Election Day	Early Voting	Ballot By Mail	Provision al Ballots	Limited Ballots
Jim Orr	90	46.88%	<div><div></div></div>	29	57	4	0	0
Helen Chang	102	53.12%	<div><div></div></div>	29	59	14	0	0
Total Votes Cast	192	100.00%	<div><div></div></div>	58	116	18	0	0
Overvotes	0			0	0	0	0	0
Undervotes	88			25	50	13	0	0
Contest Totals	280			83	166	31	0	0

Summary Results Report
May 1st, 2021 City/School General and Special
Elections
May 1st, 2021

Final Results
SOVC
Collin County

036

Trustee, Place 8 Collin County Community College

Vote For 1

	TOTAL	VOTE %		Election Day	Early Voting	Ballot By Mail	Provision al Ballots	Limited Ballots
Misty Irby	87	50.88%	<div><div></div></div>	24	52	11	0	0
Bob Collins	84	49.12%	<div><div></div></div>	22	56	6	0	0
Total Votes Cast	171	100.00%	<div><div></div></div>	46	108	17	0	0
Overvotes	0			0	0	0	0	0
Undervotes	109			37	58	14	0	0
Contest Totals	280			83	166	31	0	0

Trustee, Place 9 Collin County Community College

Vote For 1

	TOTAL	VOTE %		Election Day	Early Voting	Ballot By Mail	Provision al Ballots	Limited Ballots
Andy Hardin	88	53.01%	<div><div></div></div>	26	54	8	0	0
Jacoby Stewart Sr.	78	46.99%	<div><div></div></div>	18	51	9	0	0
Total Votes Cast	166	100.00%	<div><div></div></div>	44	105	17	0	0
Overvotes	0			0	0	0	0	0
Undervotes	114			39	61	14	0	0
Contest Totals	280			83	166	31	0	0

Summary Results Report
May 1st, 2021 City/School General and Special
Elections
May 1st, 2021

Final Results
SOVC
Collin County

037

Statistics

	TOTAL	Election Day	Early Voting	Ballot By Mail	Provision al Ballots	Limited Ballots
Registered Voters - Total	2,318					
Ballots Cast - Total	121	42	79	0	0	0
Voter Turnout - Total	5.22%					

District School Board Trustee Position 1 Farmersville

Vote For 1

	TOTAL	VOTE %		Election Day	Early Voting	Ballot By Mail	Provision al Ballots	Limited Ballots
Daniel Huff	27	36.99%	<div><div></div></div>	12	15	0	0	0
Paul Kelly (PK)	46	63.01%	<div><div></div></div>	10	36	0	0	0
Total Votes Cast	73	100.00%	<div><div></div></div>	22	51	0	0	0
Overvotes	0			0	0	0	0	0
Undervotes	20			11	9	0	0	0
Contest Totals	93			33	60	0	0	0

District School Board Trustee Position 2 Farmersville

Vote For 1

	TOTAL	VOTE %		Election Day	Early Voting	Ballot By Mail	Provision al Ballots	Limited Ballots
Dale Pickett	46	63.89%	<div><div></div></div>	14	32	0	0	0
Ben Mathews	26	36.11%	<div><div></div></div>	8	18	0	0	0
Total Votes Cast	72	100.00%	<div><div></div></div>	22	50	0	0	0
Overvotes	0			0	0	0	0	0
Undervotes	21			11	10	0	0	0
Contest Totals	93			33	60	0	0	0

District School Board Trustee Position 3 Farmersville

Vote For 1

	TOTAL	VOTE %		Election Day	Early Voting	Ballot By Mail	Provision al Ballots	Limited Ballots
Tony Gray	69	100.00%	<div><div></div></div>	23	46	0	0	0
Total Votes Cast	69	100.00%	<div><div></div></div>	23	46	0	0	0
Overvotes	0			0	0	0	0	0
Undervotes	24			10	14	0	0	0
Contest Totals	93			33	60	0	0	0

District School Board Trustee Position 4 Farmersville

Vote For 1

	TOTAL	VOTE %		Election Day	Early Voting	Ballot By Mail	Provision al Ballots	Limited Ballots
David Coleman	39	50.00%	<div><div></div></div>	10	29	0	0	0
Bridget Justiss	8	10.26%	<div><div></div></div>	3	5	0	0	0
Sandy Day	31	39.74%	<div><div></div></div>	12	19	0	0	0
Total Votes Cast	78	100.00%	<div><div></div></div>	25	53	0	0	0
Overvotes	0			0	0	0	0	0
Undervotes	15			8	7	0	0	0
Contest Totals	93			33	60	0	0	0

Summary Results Report
May 1st, 2021 City/School General and Special
Elections
May 1st, 2021

Final Results
SOVC
Collin County

037

Proposition A Farmersville ISD

Vote For 1

	TOTAL	VOTE %		Election Day	Early Voting	Ballot By Mail	Provision al Ballots	Limited Ballots
For	68	73.91%	<div><div></div></div>	21	47	0	0	0
Against	24	26.09%	<div><div></div></div>	11	13	0	0	0
Total Votes Cast	92	100.00%	<div><div></div></div>	32	60	0	0	0
Overvotes	0			0	0	0	0	0
Undervotes	1			1	0	0	0	0
Contest Totals	93			33	60	0	0	0

Trustee, Place 7 Collin County Community College

Vote For 1

	TOTAL	VOTE %		Election Day	Early Voting	Ballot By Mail	Provision al Ballots	Limited Ballots
Jim Orr	72	76.60%	<div><div></div></div>	29	43	0	0	0
Helen Chang	22	23.40%	<div><div></div></div>	5	17	0	0	0
Total Votes Cast	94	100.00%	<div><div></div></div>	34	60	0	0	0
Overvotes	0			0	0	0	0	0
Undervotes	27			8	19	0	0	0
Contest Totals	121			42	79	0	0	0

Trustee, Place 8 Collin County Community College

Vote For 1

	TOTAL	VOTE %		Election Day	Early Voting	Ballot By Mail	Provision al Ballots	Limited Ballots
Misty Irby	20	19.23%	<div><div></div></div>	6	14	0	0	0
Bob Collins	84	80.77%	<div><div></div></div>	28	56	0	0	0
Total Votes Cast	104	100.00%	<div><div></div></div>	34	70	0	0	0
Overvotes	0			0	0	0	0	0
Undervotes	17			8	9	0	0	0
Contest Totals	121			42	79	0	0	0

Trustee, Place 9 Collin County Community College

Vote For 1

	TOTAL	VOTE %		Election Day	Early Voting	Ballot By Mail	Provision al Ballots	Limited Ballots
Andy Hardin	70	78.65%	<div><div></div></div>	27	43	0	0	0
Jacoby Stewart Sr.	19	21.35%	<div><div></div></div>	4	15	0	0	0
Total Votes Cast	89	100.00%	<div><div></div></div>	31	58	0	0	0
Overvotes	0			0	0	0	0	0
Undervotes	32			11	21	0	0	0
Contest Totals	121			42	79	0	0	0

Summary Results Report
May 1st, 2021 City/School General and Special
Elections
May 1st, 2021

Final Results
SOVC
Collin County

038

Statistics

	TOTAL	Election Day	Early Voting	Ballot By Mail	Provisional Ballots	Limited Ballots
Registered Voters - Total	5,570					
Ballots Cast - Total	600	172	409	19	0	0
Voter Turnout - Total	10.77%					

Mayor McKinney

Vote For 1

	TOTAL	VOTE %		Election Day	Early Voting	Ballot By Mail	Provisional Ballots	Limited Ballots
Jimmy R. Stewart	15	2.54%	<div><div></div></div>	5	10	0	0	0
George Fuller	402	68.02%	<div><div></div></div>	108	277	17	0	0
Tom Meredith	174	29.44%	<div><div></div></div>	56	117	1	0	0
Total Votes Cast	591	100.00%	<div><div></div></div>	169	404	18	0	0
Overvotes	0			0	0	0	0	0
Undervotes	9			3	5	1	0	0
Contest Totals	600			172	409	19	0	0

City Council At Large McKinney

Vote For 1

	TOTAL	VOTE %		Election Day	Early Voting	Ballot By Mail	Provisional Ballots	Limited Ballots
Brian J. Magnuson	203	39.49%	<div><div></div></div>	72	129	2	0	0
Charlie Philips	311	60.51%	<div><div></div></div>	75	220	16	0	0
Total Votes Cast	514	100.00%	<div><div></div></div>	147	349	18	0	0
Overvotes	0			0	0	0	0	0
Undervotes	86			25	60	1	0	0
Contest Totals	600			172	409	19	0	0

School District Board of Trustees, Place 1 Allen

Vote For 1

	TOTAL	VOTE %		Election Day	Early Voting	Ballot By Mail	Provisional Ballots	Limited Ballots
Jorge J. Torres	27	46.55%	<div><div></div></div>	11	16	0	0	0
Sarah Mitchell	31	53.45%	<div><div></div></div>	8	23	0	0	0
Total Votes Cast	58	100.00%	<div><div></div></div>	19	39	0	0	0
Overvotes	0			0	0	0	0	0
Undervotes	38			7	31	0	0	0
Contest Totals	96			26	70	0	0	0

School District Board of Trustees, Place 2 Allen

Vote For 1

	TOTAL	VOTE %		Election Day	Early Voting	Ballot By Mail	Provisional Ballots	Limited Ballots
David W. Noll	18	35.29%	<div><div></div></div>	5	13	0	0	0
Stacey Greer	33	64.71%	<div><div></div></div>	10	23	0	0	0
Total Votes Cast	51	100.00%	<div><div></div></div>	15	36	0	0	0
Overvotes	0			0	0	0	0	0
Undervotes	45			11	34	0	0	0
Contest Totals	96			26	70	0	0	0

Summary Results Report
May 1st, 2021 City/School General and Special
Elections
May 1st, 2021

Final Results
SOVC
Collin County

038

School District Board of Trustees, Place 3 Allen

Vote For 1

	TOTAL	VOTE %		Election Day	Early Voting	Ballot By Mail	Provision al Ballots	Limited Ballots
Kevin Cameron	37	71.15%	<div><div></div></div>	8	29	0	0	0
Deepak Kaithakkapuzha	15	28.85%	<div><div></div></div>	6	9	0	0	0
Total Votes Cast	52	100.00%	<div><div></div></div>	14	38	0	0	0
Overvotes	0			0	0	0	0	0
Undervotes	44			12	32	0	0	0
Contest Totals	96			26	70	0	0	0

Proposition A Allen ISD

Vote For 1

	TOTAL	VOTE %		Election Day	Early Voting	Ballot By Mail	Provision al Ballots	Limited Ballots
For	53	67.09%	<div><div></div></div>	10	43	0	0	0
Against	26	32.91%	<div><div></div></div>	11	15	0	0	0
Total Votes Cast	79	100.00%	<div><div></div></div>	21	58	0	0	0
Overvotes	0			0	0	0	0	0
Undervotes	17			5	12	0	0	0
Contest Totals	96			26	70	0	0	0

Trustee, Place 6 Frisco

Vote For 1

	TOTAL	VOTE %		Election Day	Early Voting	Ballot By Mail	Provision al Ballots	Limited Ballots
John Classe	287	100.00%	<div><div></div></div>	83	191	13	0	0
Total Votes Cast	287	100.00%	<div><div></div></div>	83	191	13	0	0
Overvotes	0			0	0	0	0	0
Undervotes	217			63	148	6	0	0
Contest Totals	504			146	339	19	0	0

Trustee, Place 7 Frisco

Vote For 1

	TOTAL	VOTE %		Election Day	Early Voting	Ballot By Mail	Provision al Ballots	Limited Ballots
Evelyn Brooks	213	59.66%	<div><div></div></div>	62	142	9	0	0
René Archambault	144	40.34%	<div><div></div></div>	33	102	9	0	0
Total Votes Cast	357	100.00%	<div><div></div></div>	95	244	18	0	0
Overvotes	0			0	0	0	0	0
Undervotes	147			51	95	1	0	0
Contest Totals	504			146	339	19	0	0

Summary Results Report
May 1st, 2021 City/School General and Special
Elections
May 1st, 2021

Final Results
SOVC
Collin County

038

Trustee, Place 7 Collin County Community College

Vote For 1

	TOTAL	VOTE %		Election Day	Early Voting	Ballot By Mail	Provision al Ballots	Limited Ballots
Jim Orr	248	52.99%	<div><div></div></div>	75	167	6	0	0
Helen Chang	220	47.01%	<div><div></div></div>	60	147	13	0	0
Total Votes Cast	468	100.00%	<div><div></div></div>	135	314	19	0	0
Overvotes	0			0	0	0	0	0
Undervotes	132			37	95	0	0	0
Contest Totals	600			172	409	19	0	0

Trustee, Place 8 Collin County Community College

Vote For 1

	TOTAL	VOTE %		Election Day	Early Voting	Ballot By Mail	Provision al Ballots	Limited Ballots
Misty Irby	228	51.01%	<div><div></div></div>	67	149	12	0	0
Bob Collins	219	48.99%	<div><div></div></div>	58	154	7	0	0
Total Votes Cast	447	100.00%	<div><div></div></div>	125	303	19	0	0
Overvotes	0			0	0	0	0	0
Undervotes	153			47	106	0	0	0
Contest Totals	600			172	409	19	0	0

Trustee, Place 9 Collin County Community College

Vote For 1

	TOTAL	VOTE %		Election Day	Early Voting	Ballot By Mail	Provision al Ballots	Limited Ballots
Andy Hardin	268	63.06%	<div><div></div></div>	76	185	7	0	0
Jacoby Stewart Sr.	157	36.94%	<div><div></div></div>	40	105	12	0	0
Total Votes Cast	425	100.00%	<div><div></div></div>	116	290	19	0	0
Overvotes	0			0	0	0	0	0
Undervotes	175			56	119	0	0	0
Contest Totals	600			172	409	19	0	0

Summary Results Report
May 1st, 2021 City/School General and Special
Elections
May 1st, 2021

Final Results
SOVC
Collin County

039

Statistics

	TOTAL	Election Day	Early Voting	Ballot By Mail	Provision al Ballots	Limited Ballots
Registered Voters - Total	2,938					
Ballots Cast - Total	435	148	276	11	0	0
Voter Turnout - Total	14.81%					

Councilmember, Place No.2 Plano

Vote For 1

	TOTAL	VOTE %		Election Day	Early Voting	Ballot By Mail	Provision al Ballots	Limited Ballots
Anthony Ricciardelli	185	45.57%	<div><div></div></div>	61	119	5	0	0
Steve Lavine	221	54.43%	<div><div></div></div>	78	137	6	0	0
Total Votes Cast	406	100.00%	<div><div></div></div>	139	256	11	0	0
Overvotes	0			0	0	0	0	0
Undervotes	29			9	20	0	0	0
Contest Totals	435			148	276	11	0	0

Councilmember, Place No.4 Plano

Vote For 1

	TOTAL	VOTE %		Election Day	Early Voting	Ballot By Mail	Provision al Ballots	Limited Ballots
Vidal Quintanilla	29	7.29%	<div><div></div></div>	12	12	5	0	0
Justin Adcock	159	39.95%	<div><div></div></div>	54	102	3	0	0
Kayci Prince	153	38.44%	<div><div></div></div>	50	100	3	0	0
Nassat Parveen	57	14.32%	<div><div></div></div>	24	33	0	0	0
Total Votes Cast	398	100.00%	<div><div></div></div>	140	247	11	0	0
Overvotes	0			0	0	0	0	0
Undervotes	37			8	29	0	0	0
Contest Totals	435			148	276	11	0	0

Councilmember, Place No.6 (Mayor)

Vote For 1

	TOTAL	VOTE %		Election Day	Early Voting	Ballot By Mail	Provision al Ballots	Limited Ballots
Lydia Ortega	38	8.86%	<div><div></div></div>	18	20	0	0	0
Lily Bao	149	34.73%	<div><div></div></div>	48	98	3	0	0
John Muns	242	56.41%	<div><div></div></div>	78	156	8	0	0
Total Votes Cast	429	100.00%	<div><div></div></div>	144	274	11	0	0
Overvotes	0			0	0	0	0	0
Undervotes	6			4	2	0	0	0
Contest Totals	435			148	276	11	0	0

Summary Results Report
May 1st, 2021 City/School General and Special
Elections
May 1st, 2021

Final Results
SOVC
Collin County

039

Councilmember, Place No.8 Plano

Vote For 1

	TOTAL	VOTE %		Election Day	Early Voting	Ballot By Mail	Provision al Ballots	Limited Ballots
Elisa Klein	212	53.13%	<div><div></div></div>	74	133	5	0	0
Rick Smith	187	46.87%	<div><div></div></div>	63	118	6	0	0
Total Votes Cast	399	100.00%	<div><div></div></div>	137	251	11	0	0
Overvotes	0			0	0	0	0	0
Undervotes	36			11	25	0	0	0
Contest Totals	435			148	276	11	0	0

Councilmember, Place No.7 Plano

Vote For 1

	TOTAL	VOTE %		Election Day	Early Voting	Ballot By Mail	Provision al Ballots	Limited Ballots
David M. Smith	60	14.81%	<div><div></div></div>	23	37	0	0	0
Julie Holmer	155	38.27%	<div><div></div></div>	53	96	6	0	0
Sandeep Srivastava	38	9.38%	<div><div></div></div>	15	20	3	0	0
Chris Robertson	115	28.40%	<div><div></div></div>	36	79	0	0	0
Bill Lisle III	37	9.14%	<div><div></div></div>	13	23	1	0	0
Total Votes Cast	405	100.00%	<div><div></div></div>	140	255	10	0	0
Overvotes	0			0	0	0	0	0
Undervotes	30			8	21	1	0	0
Contest Totals	435			148	276	11	0	0

Proposition A City of Plano

Vote For 1

	TOTAL	VOTE %		Election Day	Early Voting	Ballot By Mail	Provision al Ballots	Limited Ballots
For	319	76.87%	<div><div></div></div>	100	212	7	0	0
Against	96	23.13%	<div><div></div></div>	34	58	4	0	0
Total Votes Cast	415	100.00%	<div><div></div></div>	134	270	11	0	0
Overvotes	0			0	0	0	0	0
Undervotes	20			14	6	0	0	0
Contest Totals	435			148	276	11	0	0

Proposition B City of Plano

Vote For 1

	TOTAL	VOTE %		Election Day	Early Voting	Ballot By Mail	Provision al Ballots	Limited Ballots
For	292	70.87%	<div><div></div></div>	91	196	5	0	0
Against	120	29.13%	<div><div></div></div>	43	71	6	0	0
Total Votes Cast	412	100.00%	<div><div></div></div>	134	267	11	0	0
Overvotes	0			0	0	0	0	0
Undervotes	23			14	9	0	0	0
Contest Totals	435			148	276	11	0	0

Summary Results Report
May 1st, 2021 City/School General and Special
Elections
May 1st, 2021

Final Results
SOVC
Collin County

039

Proposition C City of Plano

Vote For 1

	TOTAL	VOTE %		Election Day	Early Voting	Ballot By Mail	Provision al Ballots	Limited Ballots
For	228	55.75%	<div><div></div></div>	76	148	4	0	0
Against	181	44.25%	<div><div></div></div>	56	118	7	0	0
Total Votes Cast	409	100.00%	<div><div></div></div>	132	266	11	0	0
Overvotes	0			0	0	0	0	0
Undervotes	26			16	10	0	0	0
Contest Totals	435			148	276	11	0	0

Proposition D City of Plano

Vote For 1

	TOTAL	VOTE %		Election Day	Early Voting	Ballot By Mail	Provision al Ballots	Limited Ballots
For	300	73.35%	<div><div></div></div>	96	198	6	0	0
Against	109	26.65%	<div><div></div></div>	36	68	5	0	0
Total Votes Cast	409	100.00%	<div><div></div></div>	132	266	11	0	0
Overvotes	0			0	0	0	0	0
Undervotes	26			16	10	0	0	0
Contest Totals	435			148	276	11	0	0

Proposition E City of Plano

Vote For 1

	TOTAL	VOTE %		Election Day	Early Voting	Ballot By Mail	Provision al Ballots	Limited Ballots
For	250	61.58%	<div><div></div></div>	82	164	4	0	0
Against	156	38.42%	<div><div></div></div>	50	99	7	0	0
Total Votes Cast	406	100.00%	<div><div></div></div>	132	263	11	0	0
Overvotes	0			0	0	0	0	0
Undervotes	29			16	13	0	0	0
Contest Totals	435			148	276	11	0	0

Proposition F City of Plano

Vote For 1

	TOTAL	VOTE %		Election Day	Early Voting	Ballot By Mail	Provision al Ballots	Limited Ballots
For	314	75.85%	<div><div></div></div>	104	203	7	0	0
Against	100	24.15%	<div><div></div></div>	29	67	4	0	0
Total Votes Cast	414	100.00%	<div><div></div></div>	133	270	11	0	0
Overvotes	0			0	0	0	0	0
Undervotes	21			15	6	0	0	0
Contest Totals	435			148	276	11	0	0

Summary Results Report
May 1st, 2021 City/School General and Special
Elections
May 1st, 2021

Final Results
SOVC
Collin County

039

Trustee, Place 1 Plano

Vote For 1

	TOTAL	VOTE %		Election Day	Early Voting	Ballot By Mail	Provision al Ballots	Limited Ballots
Lauren Tyra	254	65.80%	<div><div></div></div>	84	163	7	0	0
Shafik Ben Guesmia	20	5.18%	<div><div></div></div>	9	11	0	0	0
Semida Voicu	112	29.02%	<div><div></div></div>	41	71	0	0	0
Total Votes Cast	386	100.00%	<div><div></div></div>	134	245	7	0	0
Overvotes	0			0	0	0	0	0
Undervotes	49			14	31	4	0	0
Contest Totals	435			148	276	11	0	0

Trustee, Place 2 Plano

Vote For 1

	TOTAL	VOTE %		Election Day	Early Voting	Ballot By Mail	Provision al Ballots	Limited Ballots
Dayna Oscherwitz	184	48.29%	<div><div></div></div>	64	116	4	0	0
Ajikwaga Felli	21	5.51%	<div><div></div></div>	10	11	0	0	0
Angela Powell	176	46.19%	<div><div></div></div>	55	116	5	0	0
Total Votes Cast	381	100.00%	<div><div></div></div>	129	243	9	0	0
Overvotes	0			0	0	0	0	0
Undervotes	54			19	33	2	0	0
Contest Totals	435			148	276	11	0	0

Trustee, Place 3 Plano

Vote For 1

	TOTAL	VOTE %		Election Day	Early Voting	Ballot By Mail	Provision al Ballots	Limited Ballots
Nancy C. Humphrey	238	63.98%	<div><div></div></div>	78	155	5	0	0
Lynn Walling	134	36.02%	<div><div></div></div>	48	83	3	0	0
Total Votes Cast	372	100.00%	<div><div></div></div>	126	238	8	0	0
Overvotes	0			0	0	0	0	0
Undervotes	63			22	38	3	0	0
Contest Totals	435			148	276	11	0	0

Trustee, Place 6 Plano

Vote For 1

	TOTAL	VOTE %		Election Day	Early Voting	Ballot By Mail	Provision al Ballots	Limited Ballots
Marilyn Loughray	161	43.16%	<div><div></div></div>	60	101	0	0	0
Jeri Chambers	212	56.84%	<div><div></div></div>	68	136	8	0	0
Total Votes Cast	373	100.00%	<div><div></div></div>	128	237	8	0	0
Overvotes	0			0	0	0	0	0
Undervotes	62			20	39	3	0	0
Contest Totals	435			148	276	11	0	0

Summary Results Report
May 1st, 2021 City/School General and Special
Elections
May 1st, 2021

Final Results
SOVC
Collin County

039

Trustee, Place 7 Collin County Community College

Vote For 1

	TOTAL	VOTE %		Election Day	Early Voting	Ballot By Mail	Provision al Ballots	Limited Ballots
Jim Orr	170	44.97%	<div><div></div></div>	53	115	2	0	0
Helen Chang	208	55.03%	<div><div></div></div>	80	122	6	0	0
Total Votes Cast	378	100.00%	<div><div></div></div>	133	237	8	0	0
Overvotes	0			0	0	0	0	0
Undervotes	57			15	39	3	0	0
Contest Totals	435			148	276	11	0	0

Trustee, Place 8 Collin County Community College

Vote For 1

	TOTAL	VOTE %		Election Day	Early Voting	Ballot By Mail	Provision al Ballots	Limited Ballots
Misty Irby	209	56.49%	<div><div></div></div>	78	125	6	0	0
Bob Collins	161	43.51%	<div><div></div></div>	54	104	3	0	0
Total Votes Cast	370	100.00%	<div><div></div></div>	132	229	9	0	0
Overvotes	0			0	0	0	0	0
Undervotes	65			16	47	2	0	0
Contest Totals	435			148	276	11	0	0

Trustee, Place 9 Collin County Community College

Vote For 1

	TOTAL	VOTE %		Election Day	Early Voting	Ballot By Mail	Provision al Ballots	Limited Ballots
Andy Hardin	180	49.45%	<div><div></div></div>	61	116	3	0	0
Jacoby Stewart Sr.	184	50.55%	<div><div></div></div>	68	110	6	0	0
Total Votes Cast	364	100.00%	<div><div></div></div>	129	226	9	0	0
Overvotes	0			0	0	0	0	0
Undervotes	71			19	50	2	0	0
Contest Totals	435			148	276	11	0	0

Summary Results Report
May 1st, 2021 City/School General and Special
Elections
May 1st, 2021

Final Results
SOVC
Collin County

040

Statistics

	TOTAL	Election Day	Early Voting	Ballot By Mail	Provisional Ballots	Limited Ballots
Registered Voters - Total	3,524					
Ballots Cast - Total	579	170	389	20	0	0
Voter Turnout - Total	16.43%					

Councilmember, Place No. 1 Allen

Vote For 1

	TOTAL	VOTE %		Election Day	Early Voting	Ballot By Mail	Provisional Ballots	Limited Ballots
Christopher Gaspard	15	2.79%	<div><div></div></div>	6	9	0	0	0
Malcom J. Wilkinson	15	2.79%	<div><div></div></div>	4	9	2	0	0
Daren Meis	306	56.88%	<div><div></div></div>	85	216	5	0	0
Nathan Polsky	20	3.72%	<div><div></div></div>	7	12	1	0	0
Andre Hines	10	1.86%	<div><div></div></div>	3	6	1	0	0
Dwight Burns	172	31.97%	<div><div></div></div>	48	115	9	0	0
Total Votes Cast	538	100.00%	<div><div></div></div>	153	367	18	0	0
Overvotes	0			0	0	0	0	0
Undervotes	41			17	22	2	0	0
Contest Totals	579			170	389	20	0	0

Councilmember, Place No. 3 Allen

Vote For 1

	TOTAL	VOTE %		Election Day	Early Voting	Ballot By Mail	Provisional Ballots	Limited Ballots
Joseph Jackson	15	2.71%	<div><div></div></div>	5	10	0	0	0
Joey Herald	109	19.71%	<div><div></div></div>	24	80	5	0	0
Lauren Doherty	165	29.84%	<div><div></div></div>	54	104	7	0	0
Dave Cornette	261	47.20%	<div><div></div></div>	76	179	6	0	0
Kenneth Wineburg, Jr.	3	0.54%	<div><div></div></div>	1	2	0	0	0
Total Votes Cast	553	100.00%	<div><div></div></div>	160	375	18	0	0
Overvotes	0			0	0	0	0	0
Undervotes	26			10	14	2	0	0
Contest Totals	579			170	389	20	0	0

Councilmember, Place No. 5 Allen

Vote For 1

	TOTAL	VOTE %		Election Day	Early Voting	Ballot By Mail	Provisional Ballots	Limited Ballots
Diane Martin	57	10.75%	<div><div></div></div>	18	33	6	0	0
Dave Shafer	280	52.83%	<div><div></div></div>	80	193	7	0	0
Philip Brewer	180	33.96%	<div><div></div></div>	50	125	5	0	0
Edson Mureeba	13	2.45%	<div><div></div></div>	5	8	0	0	0
Total Votes Cast	530	100.00%	<div><div></div></div>	153	359	18	0	0
Overvotes	0			0	0	0	0	0
Undervotes	49			17	30	2	0	0
Contest Totals	579			170	389	20	0	0

Summary Results Report
May 1st, 2021 City/School General and Special
Elections
May 1st, 2021

Final Results
SOVC
Collin County

040

School District Board of Trustees, Place 1 Allen

Vote For 1

	TOTAL	VOTE %		Election Day	Early Voting	Ballot By Mail	Provision al Ballots	Limited Ballots
Jorge J. Torres	107	20.62%	<div><div></div></div>	38	67	2	0	0
Sarah Mitchell	412	79.38%	<div><div></div></div>	105	290	17	0	0
Total Votes Cast	519	100.00%	<div><div></div></div>	143	357	19	0	0
Overvotes	0			0	0	0	0	0
Undervotes	60			27	32	1	0	0
Contest Totals	579			170	389	20	0	0

School District Board of Trustees, Place 2 Allen

Vote For 1

	TOTAL	VOTE %		Election Day	Early Voting	Ballot By Mail	Provision al Ballots	Limited Ballots
David W. Noll	375	73.82%	<div><div></div></div>	98	267	10	0	0
Stacey Greer	133	26.18%	<div><div></div></div>	43	83	7	0	0
Total Votes Cast	508	100.00%	<div><div></div></div>	141	350	17	0	0
Overvotes	0			0	0	0	0	0
Undervotes	71			29	39	3	0	0
Contest Totals	579			170	389	20	0	0

School District Board of Trustees, Place 3 Allen

Vote For 1

	TOTAL	VOTE %		Election Day	Early Voting	Ballot By Mail	Provision al Ballots	Limited Ballots
Kevin Cameron	440	86.61%	<div><div></div></div>	122	301	17	0	0
Deepak Kaithakkapuzha	68	13.39%	<div><div></div></div>	21	46	1	0	0
Total Votes Cast	508	100.00%	<div><div></div></div>	143	347	18	0	0
Overvotes	0			0	0	0	0	0
Undervotes	71			27	42	2	0	0
Contest Totals	579			170	389	20	0	0

Proposition A Allen ISD

Vote For 1

	TOTAL	VOTE %		Election Day	Early Voting	Ballot By Mail	Provision al Ballots	Limited Ballots
For	486	86.48%	<div><div></div></div>	149	323	14	0	0
Against	76	13.52%	<div><div></div></div>	15	55	6	0	0
Total Votes Cast	562	100.00%	<div><div></div></div>	164	378	20	0	0
Overvotes	0			0	0	0	0	0
Undervotes	17			6	11	0	0	0
Contest Totals	579			170	389	20	0	0

Summary Results Report
May 1st, 2021 City/School General and Special
Elections
May 1st, 2021

Final Results
SOVC
Collin County

040

Trustee, Place 7 Collin County Community College

Vote For 1

	TOTAL	VOTE %		Election Day	Early Voting	Ballot By Mail	Provision al Ballots	Limited Ballots
Jim Orr	353	70.74%	<div><div></div></div>	100	242	11	0	0
Helen Chang	146	29.26%	<div><div></div></div>	43	95	8	0	0
Total Votes Cast	499	100.00%	<div><div></div></div>	143	337	19	0	0
Overvotes	0			0	0	0	0	0
Undervotes	80			27	52	1	0	0
Contest Totals	579			170	389	20	0	0

Trustee, Place 8 Collin County Community College

Vote For 1

	TOTAL	VOTE %		Election Day	Early Voting	Ballot By Mail	Provision al Ballots	Limited Ballots
Misty Irby	176	35.92%	<div><div></div></div>	50	118	8	0	0
Bob Collins	314	64.08%	<div><div></div></div>	91	213	10	0	0
Total Votes Cast	490	100.00%	<div><div></div></div>	141	331	18	0	0
Overvotes	0			0	0	0	0	0
Undervotes	89			29	58	2	0	0
Contest Totals	579			170	389	20	0	0

Trustee, Place 9 Collin County Community College

Vote For 1

	TOTAL	VOTE %		Election Day	Early Voting	Ballot By Mail	Provision al Ballots	Limited Ballots
Andy Hardin	359	76.55%	<div><div></div></div>	99	246	14	0	0
Jacoby Stewart Sr.	110	23.45%	<div><div></div></div>	36	70	4	0	0
Total Votes Cast	469	100.00%	<div><div></div></div>	135	316	18	0	0
Overvotes	0			0	0	0	0	0
Undervotes	110			35	73	2	0	0
Contest Totals	579			170	389	20	0	0

Summary Results Report
May 1st, 2021 City/School General and Special
Elections
May 1st, 2021

Final Results
SOVC
Collin County

041

Statistics

	TOTAL	Election Day	Early Voting	Ballot By Mail	Provision al Ballots	Limited Ballots
Registered Voters - Total	4,993					
Ballots Cast - Total	243	106	137	0	0	0
Voter Turnout - Total	4.87%					

Mayor Lucas

Vote For 1

	TOTAL	VOTE %		Election Day	Early Voting	Ballot By Mail	Provision al Ballots	Limited Ballots
Leslie Wizner	23	15.97%	<div><div></div></div>	13	10	0	0	0
Jim Olk	121	84.03%	<div><div></div></div>	49	72	0	0	0
Total Votes Cast	144	100.00%	<div><div></div></div>	62	82	0	0	0
Overvotes	0			0	0	0	0	0
Undervotes	6			4	2	0	0	0
Contest Totals	150			66	84	0	0	0

Councilmember, Seat 3 Lucas

Vote For 1

	TOTAL	VOTE %		Election Day	Early Voting	Ballot By Mail	Provision al Ballots	Limited Ballots
David Keer	126	85.71%	<div><div></div></div>	55	71	0	0	0
Evelyn Molina	21	14.29%	<div><div></div></div>	9	12	0	0	0
Total Votes Cast	147	100.00%	<div><div></div></div>	64	83	0	0	0
Overvotes	0			0	0	0	0	0
Undervotes	3			2	1	0	0	0
Contest Totals	150			66	84	0	0	0

Councilmember, Seat 4 Lucas

Vote For 1

	TOTAL	VOTE %		Election Day	Early Voting	Ballot By Mail	Provision al Ballots	Limited Ballots
Philip (Phil) Lawrence	131	100.00%	<div><div></div></div>	56	75	0	0	0
Total Votes Cast	131	100.00%	<div><div></div></div>	56	75	0	0	0
Overvotes	0			0	0	0	0	0
Undervotes	19			10	9	0	0	0
Contest Totals	150			66	84	0	0	0

Proposition A City of Lucas

Vote For 1

	TOTAL	VOTE %		Election Day	Early Voting	Ballot By Mail	Provision al Ballots	Limited Ballots
For	124	87.94%	<div><div></div></div>	51	73	0	0	0
Against	17	12.06%	<div><div></div></div>	9	8	0	0	0
Total Votes Cast	141	100.00%	<div><div></div></div>	60	81	0	0	0
Overvotes	0			0	0	0	0	0
Undervotes	9			6	3	0	0	0
Contest Totals	150			66	84	0	0	0

Summary Results Report
May 1st, 2021 City/School General and Special
Elections
May 1st, 2021

Final Results
SOVC
Collin County

041

Proposition B City of Lucas

Vote For 1

	TOTAL	VOTE %		Election Day	Early Voting	Ballot By Mail	Provision al Ballots	Limited Ballots
For	138	95.83%	<div><div></div></div>	59	79	0	0	0
Against	6	4.17%	<div><div></div></div>	3	3	0	0	0
Total Votes Cast	144	100.00%	<div><div></div></div>	62	82	0	0	0
Overvotes	0			0	0	0	0	0
Undervotes	6			4	2	0	0	0
Contest Totals	150			66	84	0	0	0

Proposition C City of Lucas

Vote For 1

	TOTAL	VOTE %		Election Day	Early Voting	Ballot By Mail	Provision al Ballots	Limited Ballots
For	124	88.57%	<div><div></div></div>	50	74	0	0	0
Against	16	11.43%	<div><div></div></div>	10	6	0	0	0
Total Votes Cast	140	100.00%	<div><div></div></div>	60	80	0	0	0
Overvotes	0			0	0	0	0	0
Undervotes	10			6	4	0	0	0
Contest Totals	150			66	84	0	0	0

Proposition D City of Lucas

Vote For 1

	TOTAL	VOTE %		Election Day	Early Voting	Ballot By Mail	Provision al Ballots	Limited Ballots
For	136	94.44%	<div><div></div></div>	55	81	0	0	0
Against	8	5.56%	<div><div></div></div>	7	1	0	0	0
Total Votes Cast	144	100.00%	<div><div></div></div>	62	82	0	0	0
Overvotes	0			0	0	0	0	0
Undervotes	6			4	2	0	0	0
Contest Totals	150			66	84	0	0	0

Proposition E City of Lucas

Vote For 1

	TOTAL	VOTE %		Election Day	Early Voting	Ballot By Mail	Provision al Ballots	Limited Ballots
For	115	83.33%	<div><div></div></div>	49	66	0	0	0
Against	23	16.67%	<div><div></div></div>	10	13	0	0	0
Total Votes Cast	138	100.00%	<div><div></div></div>	59	79	0	0	0
Overvotes	0			0	0	0	0	0
Undervotes	12			7	5	0	0	0
Contest Totals	150			66	84	0	0	0

Summary Results Report
May 1st, 2021 City/School General and Special
Elections
May 1st, 2021

Final Results
SOVC
Collin County

041

Proposition F City of Lucas

Vote For 1

	TOTAL	VOTE %		Election Day	Early Voting	Ballot By Mail	Provision al Ballots	Limited Ballots
For	62	45.59%	<div><div></div></div>	25	37	0	0	0
Against	74	54.41%	<div><div></div></div>	32	42	0	0	0
Total Votes Cast	136	100.00%	<div><div></div></div>	57	79	0	0	0
Overvotes	0			0	0	0	0	0
Undervotes	14			9	5	0	0	0
Contest Totals	150			66	84	0	0	0

Proposition G City of Lucas

Vote For 1

	TOTAL	VOTE %		Election Day	Early Voting	Ballot By Mail	Provision al Ballots	Limited Ballots
For	110	80.88%	<div><div></div></div>	44	66	0	0	0
Against	26	19.12%	<div><div></div></div>	13	13	0	0	0
Total Votes Cast	136	100.00%	<div><div></div></div>	57	79	0	0	0
Overvotes	0			0	0	0	0	0
Undervotes	14			9	5	0	0	0
Contest Totals	150			66	84	0	0	0

Proposition H City of Lucas

Vote For 1

	TOTAL	VOTE %		Election Day	Early Voting	Ballot By Mail	Provision al Ballots	Limited Ballots
For	109	80.15%	<div><div></div></div>	44	65	0	0	0
Against	27	19.85%	<div><div></div></div>	13	14	0	0	0
Total Votes Cast	136	100.00%	<div><div></div></div>	57	79	0	0	0
Overvotes	0			0	0	0	0	0
Undervotes	14			9	5	0	0	0
Contest Totals	150			66	84	0	0	0

Proposition I City of Lucas

Vote For 1

	TOTAL	VOTE %		Election Day	Early Voting	Ballot By Mail	Provision al Ballots	Limited Ballots
For	109	80.15%	<div><div></div></div>	44	65	0	0	0
Against	27	19.85%	<div><div></div></div>	13	14	0	0	0
Total Votes Cast	136	100.00%	<div><div></div></div>	57	79	0	0	0
Overvotes	0			0	0	0	0	0
Undervotes	14			9	5	0	0	0
Contest Totals	150			66	84	0	0	0

Summary Results Report
May 1st, 2021 City/School General and Special
Elections
May 1st, 2021

Final Results
SOVC
Collin County

041

Proposition J City of Lucas

Vote For 1

	TOTAL	VOTE %		Election Day	Early Voting	Ballot By Mail	Provision al Ballots	Limited Ballots
For	109	80.15%	<div><div></div></div>	44	65	0	0	0
Against	27	19.85%	<div><div></div></div>	13	14	0	0	0
Total Votes Cast	136	100.00%	<div><div></div></div>	57	79	0	0	0
Overvotes	0			0	0	0	0	0
Undervotes	14			9	5	0	0	0
Contest Totals	150			66	84	0	0	0

Proposition K City of Lucas

Vote For 1

	TOTAL	VOTE %		Election Day	Early Voting	Ballot By Mail	Provision al Ballots	Limited Ballots
For	106	77.94%	<div><div></div></div>	42	64	0	0	0
Against	30	22.06%	<div><div></div></div>	15	15	0	0	0
Total Votes Cast	136	100.00%	<div><div></div></div>	57	79	0	0	0
Overvotes	0			0	0	0	0	0
Undervotes	14			9	5	0	0	0
Contest Totals	150			66	84	0	0	0

Proposition L City of Lucas

Vote For 1

	TOTAL	VOTE %		Election Day	Early Voting	Ballot By Mail	Provision al Ballots	Limited Ballots
For	106	78.52%	<div><div></div></div>	42	64	0	0	0
Against	29	21.48%	<div><div></div></div>	14	15	0	0	0
Total Votes Cast	135	100.00%	<div><div></div></div>	56	79	0	0	0
Overvotes	0			0	0	0	0	0
Undervotes	15			10	5	0	0	0
Contest Totals	150			66	84	0	0	0

Proposition M City of Lucas

Vote For 1

	TOTAL	VOTE %		Election Day	Early Voting	Ballot By Mail	Provision al Ballots	Limited Ballots
For	109	80.74%	<div><div></div></div>	43	66	0	0	0
Against	26	19.26%	<div><div></div></div>	13	13	0	0	0
Total Votes Cast	135	100.00%	<div><div></div></div>	56	79	0	0	0
Overvotes	0			0	0	0	0	0
Undervotes	15			10	5	0	0	0
Contest Totals	150			66	84	0	0	0

Summary Results Report
May 1st, 2021 City/School General and Special
Elections
May 1st, 2021

Final Results
SOVC
Collin County

041

Proposition N City of Lucas

Vote For 1

	TOTAL	VOTE %		Election Day	Early Voting	Ballot By Mail	Provision al Ballots	Limited Ballots
For	115	85.82%	<div><div></div></div>	47	68	0	0	0
Against	19	14.18%	<div><div></div></div>	8	11	0	0	0
Total Votes Cast	134	100.00%	<div><div></div></div>	55	79	0	0	0
Overvotes	0			0	0	0	0	0
Undervotes	16			11	5	0	0	0
Contest Totals	150			66	84	0	0	0

Proposition O City of Lucas

Vote For 1

	TOTAL	VOTE %		Election Day	Early Voting	Ballot By Mail	Provision al Ballots	Limited Ballots
For	120	88.24%	<div><div></div></div>	48	72	0	0	0
Against	16	11.76%	<div><div></div></div>	9	7	0	0	0
Total Votes Cast	136	100.00%	<div><div></div></div>	57	79	0	0	0
Overvotes	0			0	0	0	0	0
Undervotes	14			9	5	0	0	0
Contest Totals	150			66	84	0	0	0

Proposition P City of Lucas

Vote For 1

	TOTAL	VOTE %		Election Day	Early Voting	Ballot By Mail	Provision al Ballots	Limited Ballots
For	64	48.12%	<div><div></div></div>	24	40	0	0	0
Against	69	51.88%	<div><div></div></div>	30	39	0	0	0
Total Votes Cast	133	100.00%	<div><div></div></div>	54	79	0	0	0
Overvotes	0			0	0	0	0	0
Undervotes	17			12	5	0	0	0
Contest Totals	150			66	84	0	0	0

Proposition Q City of Lucas

Vote For 1

	TOTAL	VOTE %		Election Day	Early Voting	Ballot By Mail	Provision al Ballots	Limited Ballots
For	120	88.89%	<div><div></div></div>	48	72	0	0	0
Against	15	11.11%	<div><div></div></div>	9	6	0	0	0
Total Votes Cast	135	100.00%	<div><div></div></div>	57	78	0	0	0
Overvotes	0			0	0	0	0	0
Undervotes	15			9	6	0	0	0
Contest Totals	150			66	84	0	0	0

Summary Results Report
May 1st, 2021 City/School General and Special
Elections
May 1st, 2021

Final Results
SOVC
Collin County

041

Proposition R City of Lucas

Vote For 1

	TOTAL	VOTE %		Election Day	Early Voting	Ballot By Mail	Provisional Ballots	Limited Ballots
For	114	85.71%	<div><div></div></div>	46	68	0	0	0
Against	19	14.29%	<div><div></div></div>	9	10	0	0	0
Total Votes Cast	133	100.00%	<div><div></div></div>	55	78	0	0	0
Overvotes	0			0	0	0	0	0
Undervotes	17			11	6	0	0	0
Contest Totals	150			66	84	0	0	0

Councilmember-At-Large Parker

Vote For 3

	TOTAL	VOTE %		Election Day	Early Voting	Ballot By Mail	Provisional Ballots	Limited Ballots
Cindy Meyer	11	35.48%	<div><div></div></div>	3	8	0	0	0
Diana M. Abraham	7	22.58%	<div><div></div></div>	3	4	0	0	0
Jim Reed	12	38.71%	<div><div></div></div>	2	10	0	0	0
Ed Standridge	1	3.23%	<div><div></div></div>	0	1	0	0	0
Total Votes Cast	31	100.00%	<div><div></div></div>	8	23	0	0	0
Overvotes	0			0	0	0	0	0
Undervotes	11			1	10	0	0	0
Contest Totals	42			9	33	0	0	0

School District Board of Trustees, Place 1 Allen

Vote For 1

	TOTAL	VOTE %		Election Day	Early Voting	Ballot By Mail	Provisional Ballots	Limited Ballots
Jorge J. Torres	1	14.29%	<div><div></div></div>	0	1	0	0	0
Sarah Mitchell	6	85.71%	<div><div></div></div>	2	4	0	0	0
Total Votes Cast	7	100.00%	<div><div></div></div>	2	5	0	0	0
Overvotes	0			0	0	0	0	0
Undervotes	7			1	6	0	0	0
Contest Totals	14			3	11	0	0	0

School District Board of Trustees, Place 2 Allen

Vote For 1

	TOTAL	VOTE %		Election Day	Early Voting	Ballot By Mail	Provisional Ballots	Limited Ballots
David W. Noll	4	57.14%	<div><div></div></div>	2	2	0	0	0
Stacey Greer	3	42.86%	<div><div></div></div>	0	3	0	0	0
Total Votes Cast	7	100.00%	<div><div></div></div>	2	5	0	0	0
Overvotes	0			0	0	0	0	0
Undervotes	7			1	6	0	0	0
Contest Totals	14			3	11	0	0	0

Summary Results Report
May 1st, 2021 City/School General and Special
Elections
May 1st, 2021

Final Results
SOVC
Collin County

041

School District Board of Trustees, Place 3 Allen

Vote For 1

	TOTAL	VOTE %		Election Day	Early Voting	Ballot By Mail	Provision al Ballots	Limited Ballots
Kevin Cameron	5	71.43%	<div><div></div></div>	1	4	0	0	0
Deepak Kaithakkapuzha	2	28.57%	<div><div></div></div>	0	2	0	0	0
Total Votes Cast	7	100.00%	<div><div></div></div>	1	6	0	0	0
Overvotes	0			0	0	0	0	0
Undervotes	7			2	5	0	0	0
Contest Totals	14			3	11	0	0	0

Proposition A Allen ISD

Vote For 1

	TOTAL	VOTE %		Election Day	Early Voting	Ballot By Mail	Provision al Ballots	Limited Ballots
For	8	72.73%	<div><div></div></div>	3	5	0	0	0
Against	3	27.27%	<div><div></div></div>	0	3	0	0	0
Total Votes Cast	11	100.00%	<div><div></div></div>	3	8	0	0	0
Overvotes	0			0	0	0	0	0
Undervotes	3			0	3	0	0	0
Contest Totals	14			3	11	0	0	0

Trustee, Place 1 Plano

Vote For 1

	TOTAL	VOTE %		Election Day	Early Voting	Ballot By Mail	Provision al Ballots	Limited Ballots
Lauren Tyra	27	87.10%	<div><div></div></div>	12	15	0	0	0
Shafik Ben Guesmia	1	3.23%	<div><div></div></div>	0	1	0	0	0
Semida Voicu	3	9.68%	<div><div></div></div>	0	3	0	0	0
Total Votes Cast	31	100.00%	<div><div></div></div>	12	19	0	0	0
Overvotes	0			0	0	0	0	0
Undervotes	15			4	11	0	0	0
Contest Totals	46			16	30	0	0	0

Trustee, Place 2 Plano

Vote For 1

	TOTAL	VOTE %		Election Day	Early Voting	Ballot By Mail	Provision al Ballots	Limited Ballots
Dayna Oscherwitz	7	21.88%	<div><div></div></div>	4	3	0	0	0
Ajkwaga Felli	0	0.00%	<div><div></div></div>	0	0	0	0	0
Angela Powell	25	78.12%	<div><div></div></div>	8	17	0	0	0
Total Votes Cast	32	100.00%	<div><div></div></div>	12	20	0	0	0
Overvotes	0			0	0	0	0	0
Undervotes	14			4	10	0	0	0
Contest Totals	46			16	30	0	0	0

Summary Results Report
May 1st, 2021 City/School General and Special
Elections
May 1st, 2021

Final Results
SOVC
Collin County

041

Trustee, Place 3 Plano

Vote For 1

	TOTAL	VOTE %		Election Day	Early Voting	Ballot By Mail	Provision al Ballots	Limited Ballots
Nancy C. Humphrey	19	63.33%	<div><div></div></div>	8	11	0	0	0
Lynn Walling	11	36.67%	<div><div></div></div>	4	7	0	0	0
Total Votes Cast	30	100.00%	<div><div></div></div>	12	18	0	0	0
Overvotes	0			0	0	0	0	0
Undervotes	16			4	12	0	0	0
Contest Totals	46			16	30	0	0	0

Trustee, Place 6 Plano

Vote For 1

	TOTAL	VOTE %		Election Day	Early Voting	Ballot By Mail	Provision al Ballots	Limited Ballots
Marilyn Loughray	16	53.33%	<div><div></div></div>	7	9	0	0	0
Jeri Chambers	14	46.67%	<div><div></div></div>	5	9	0	0	0
Total Votes Cast	30	100.00%	<div><div></div></div>	12	18	0	0	0
Overvotes	0			0	0	0	0	0
Undervotes	16			4	12	0	0	0
Contest Totals	46			16	30	0	0	0

Trustee, Place 7 Collin County Community College

Vote For 1

	TOTAL	VOTE %		Election Day	Early Voting	Ballot By Mail	Provision al Ballots	Limited Ballots
Jim Orr	161	75.23%	<div><div></div></div>	80	81	0	0	0
Helen Chang	53	24.77%	<div><div></div></div>	17	36	0	0	0
Total Votes Cast	214	100.00%	<div><div></div></div>	97	117	0	0	0
Overvotes	0			0	0	0	0	0
Undervotes	29			9	20	0	0	0
Contest Totals	243			106	137	0	0	0

Trustee, Place 8 Collin County Community College

Vote For 1

	TOTAL	VOTE %		Election Day	Early Voting	Ballot By Mail	Provision al Ballots	Limited Ballots
Misty Irby	65	32.50%	<div><div></div></div>	21	44	0	0	0
Bob Collins	135	67.50%	<div><div></div></div>	71	64	0	0	0
Total Votes Cast	200	100.00%	<div><div></div></div>	92	108	0	0	0
Overvotes	0			0	0	0	0	0
Undervotes	43			14	29	0	0	0
Contest Totals	243			106	137	0	0	0

Summary Results Report
 May 1st, 2021 City/School General and Special
 Elections
 May 1st, 2021

Final Results
 SOVC
 Collin County

041

Trustee, Place 9 Collin County Community College

Vote For 1

	TOTAL	VOTE %		Election Day	Early Voting	Ballot By Mail	Provision al Ballots	Limited Ballots
Andy Hardin	147	75.00%	<div><div></div></div>	70	77	0	0	0
Jacoby Stewart Sr.	49	25.00%	<div><div></div></div>	19	30	0	0	0
Total Votes Cast	196	100.00%	<div><div></div></div>	89	107	0	0	0
Overvotes	0			0	0	0	0	0
Undervotes	47			17	30	0	0	0
Contest Totals	243			106	137	0	0	0

Summary Results Report
May 1st, 2021 City/School General and Special
Elections
May 1st, 2021

Final Results
SOVC
Collin County

042

Statistics

	TOTAL	Election Day	Early Voting	Ballot By Mail	Provision al Ballots	Limited Ballots
Registered Voters - Total	1,744					
Ballots Cast - Total	21	16	5	0	0	0
Voter Turnout - Total	1.20%					

Trustee, Place 1 Community

Vote For 1

	TOTAL	VOTE %		Election Day	Early Voting	Ballot By Mail	Provision al Ballots	Limited Ballots
Jeff Pendill	5	100.00%	<div><div></div></div>	4	1	0	0	0
Total Votes Cast	5	100.00%	<div><div></div></div>	4	1	0	0	0
Overvotes	0			0	0	0	0	0
Undervotes	1			0	1	0	0	0
Contest Totals	6			4	2	0	0	0

Trustee, Place 2 Community

Vote For 1

	TOTAL	VOTE %		Election Day	Early Voting	Ballot By Mail	Provision al Ballots	Limited Ballots
Alicia Young	4	100.00%	<div><div></div></div>	3	1	0	0	0
Total Votes Cast	4	100.00%	<div><div></div></div>	3	1	0	0	0
Overvotes	0			0	0	0	0	0
Undervotes	2			1	1	0	0	0
Contest Totals	6			4	2	0	0	0

Trustee, Place 3 Community

Vote For 1

	TOTAL	VOTE %		Election Day	Early Voting	Ballot By Mail	Provision al Ballots	Limited Ballots
Erin Wilson	2	33.33%	<div><div></div></div>	2	0	0	0	0
Jose Robles	0	0.00%	<div><div></div></div>	0	0	0	0	0
Josh Allred	0	0.00%	<div><div></div></div>	0	0	0	0	0
Staci Schroeder	4	66.67%	<div><div></div></div>	2	2	0	0	0
Total Votes Cast	6	100.00%	<div><div></div></div>	4	2	0	0	0
Overvotes	0			0	0	0	0	0
Undervotes	0			0	0	0	0	0
Contest Totals	6			4	2	0	0	0

Trustee, Place 7 Collin County Community College

Vote For 1

	TOTAL	VOTE %		Election Day	Early Voting	Ballot By Mail	Provision al Ballots	Limited Ballots
Jim Orr	16	100.00%	<div><div></div></div>	13	3	0	0	0
Helen Chang	0	0.00%	<div><div></div></div>	0	0	0	0	0
Total Votes Cast	16	100.00%	<div><div></div></div>	13	3	0	0	0
Overvotes	0			0	0	0	0	0
Undervotes	5			3	2	0	0	0
Contest Totals	21			16	5	0	0	0

Summary Results Report
May 1st, 2021 City/School General and Special
Elections
May 1st, 2021

Final Results
SOVC
Collin County

042

Trustee, Place 8 Collin County Community College

Vote For 1

	TOTAL	VOTE %		Election Day	Early Voting	Ballot By Mail	Provision al Ballots	Limited Ballots
Misty Irby	3	18.75%	<div><div></div></div>	3	0	0	0	0
Bob Collins	13	81.25%	<div><div></div></div>	8	5	0	0	0
Total Votes Cast	16	100.00%	<div><div></div></div>	11	5	0	0	0
Overvotes	0			0	0	0	0	0
Undervotes	5			5	0	0	0	0
Contest Totals	21			16	5	0	0	0

Trustee, Place 9 Collin County Community College

Vote For 1

	TOTAL	VOTE %		Election Day	Early Voting	Ballot By Mail	Provision al Ballots	Limited Ballots
Andy Hardin	11	78.57%	<div><div></div></div>	8	3	0	0	0
Jacoby Stewart Sr.	3	21.43%	<div><div></div></div>	3	0	0	0	0
Total Votes Cast	14	100.00%	<div><div></div></div>	11	3	0	0	0
Overvotes	0			0	0	0	0	0
Undervotes	7			5	2	0	0	0
Contest Totals	21			16	5	0	0	0

Summary Results Report
May 1st, 2021 City/School General and Special
Elections
May 1st, 2021

Final Results
SOVC
Collin County

043

Statistics

	TOTAL	Election Day	Early Voting	Ballot By Mail	Provisional Ballots	Limited Ballots
Registered Voters - Total	3,310					
Ballots Cast - Total	583	153	427	3	0	0
Voter Turnout - Total	17.61%					

Mayor McKinney

Vote For 1

	TOTAL	VOTE %		Election Day	Early Voting	Ballot By Mail	Provisional Ballots	Limited Ballots
Jimmy R. Stewart	27	4.74%	<div><div></div></div>	7	19	1	0	0
George Fuller	397	69.65%	<div><div></div></div>	99	296	2	0	0
Tom Meredith	146	25.61%	<div><div></div></div>	43	103	0	0	0
Total Votes Cast	570	100.00%	<div><div></div></div>	149	418	3	0	0
Overvotes	0			0	0	0	0	0
Undervotes	13			4	9	0	0	0
Contest Totals	583			153	427	3	0	0

Council Member, District No. 1 McKinney District 1

Vote For 1

	TOTAL	VOTE %		Election Day	Early Voting	Ballot By Mail	Provisional Ballots	Limited Ballots
Cris Treviño	98	19.44%	<div><div></div></div>	26	72	0	0	0
Johnny Moore	63	12.50%	<div><div></div></div>	18	44	1	0	0
Stan Penn	151	29.96%	<div><div></div></div>	44	107	0	0	0
Justin Beller	192	38.10%	<div><div></div></div>	42	148	2	0	0
Total Votes Cast	504	100.00%	<div><div></div></div>	130	371	3	0	0
Overvotes	0			0	0	0	0	0
Undervotes	79			23	56	0	0	0
Contest Totals	583			153	427	3	0	0

City Council At Large McKinney

Vote For 1

	TOTAL	VOTE %		Election Day	Early Voting	Ballot By Mail	Provisional Ballots	Limited Ballots
Brian J. Magnuson	167	34.29%	<div><div></div></div>	46	120	1	0	0
Charlie Philips	320	65.71%	<div><div></div></div>	76	242	2	0	0
Total Votes Cast	487	100.00%	<div><div></div></div>	122	362	3	0	0
Overvotes	0			0	0	0	0	0
Undervotes	96			31	65	0	0	0
Contest Totals	583			153	427	3	0	0

Summary Results Report
May 1st, 2021 City/School General and Special
Elections
May 1st, 2021

Final Results
SOVC
Collin County

043

School District Board of Trustees, Place 2 McKinney District 2

Vote For 1

	TOTAL	VOTE %		Election Day	Early Voting	Ballot By Mail	Provisional Ballots	Limited Ballots
Philip Hassler	45	60.00%	<div><div></div></div>	13	32	0	0	0
Anthony Congine	30	40.00%	<div><div></div></div>	11	18	1	0	0
Total Votes Cast	75	100.00%	<div><div></div></div>	24	50	1	0	0
Overvotes	0			0	0	0	0	0
Undervotes	29			11	18	0	0	0
Contest Totals	104			35	68	1	0	0

School District Board of Trustees, Place 3 McKinney District 3

Vote For 1

	TOTAL	VOTE %		Election Day	Early Voting	Ballot By Mail	Provisional Ballots	Limited Ballots
Kathy Livezey	146	37.53%	<div><div></div></div>	29	116	1	0	0
Erwin Garcia	83	21.34%	<div><div></div></div>	26	57	0	0	0
Chad Green	160	41.13%	<div><div></div></div>	33	126	1	0	0
Total Votes Cast	389	100.00%	<div><div></div></div>	88	299	2	0	0
Overvotes	0			0	0	0	0	0
Undervotes	90			30	60	0	0	0
Contest Totals	479			118	359	2	0	0

School District Board Of Trustees, Place 7 McKinney

Vote For 1

	TOTAL	VOTE %		Election Day	Early Voting	Ballot By Mail	Provisional Ballots	Limited Ballots
Serena Ashcroft	138	27.60%	<div><div></div></div>	32	104	2	0	0
Joy Booth	87	17.40%	<div><div></div></div>	30	57	0	0	0
Harvey Oaxaca	260	52.00%	<div><div></div></div>	54	205	1	0	0
J.B. Franze	15	3.00%	<div><div></div></div>	5	10	0	0	0
Total Votes Cast	500	100.00%	<div><div></div></div>	121	376	3	0	0
Overvotes	0			0	0	0	0	0
Undervotes	83			32	51	0	0	0
Contest Totals	583			153	427	3	0	0

Proposition A McKinney ISD

Vote For 1

	TOTAL	VOTE %		Election Day	Early Voting	Ballot By Mail	Provisional Ballots	Limited Ballots
For	427	76.94%	<div><div></div></div>	100	324	3	0	0
Against	128	23.06%	<div><div></div></div>	44	84	0	0	0
Total Votes Cast	555	100.00%	<div><div></div></div>	144	408	3	0	0
Overvotes	0			0	0	0	0	0
Undervotes	28			9	19	0	0	0
Contest Totals	583			153	427	3	0	0

Summary Results Report
May 1st, 2021 City/School General and Special
Elections
May 1st, 2021

Final Results
SOVC
Collin County

043

Proposition B McKinney ISD

Vote For 1

	TOTAL	VOTE %		Election Day	Early Voting	Ballot By Mail	Provision al Ballots	Limited Ballots
For	367	65.54%	<div><div></div></div>	88	278	1	0	0
Against	193	34.46%	<div><div></div></div>	59	132	2	0	0
Total Votes Cast	560	100.00%	<div><div></div></div>	147	410	3	0	0
Overvotes	0			0	0	0	0	0
Undervotes	23			6	17	0	0	0
Contest Totals	583			153	427	3	0	0

Proposition C McKinney ISD

Vote For 1

	TOTAL	VOTE %		Election Day	Early Voting	Ballot By Mail	Provision al Ballots	Limited Ballots
For	351	61.90%	<div><div></div></div>	83	267	1	0	0
Against	216	38.10%	<div><div></div></div>	65	149	2	0	0
Total Votes Cast	567	100.00%	<div><div></div></div>	148	416	3	0	0
Overvotes	0			0	0	0	0	0
Undervotes	16			5	11	0	0	0
Contest Totals	583			153	427	3	0	0

Proposition D McKinney ISD

Vote For 1

	TOTAL	VOTE %		Election Day	Early Voting	Ballot By Mail	Provision al Ballots	Limited Ballots
For	357	62.96%	<div><div></div></div>	88	268	1	0	0
Against	210	37.04%	<div><div></div></div>	59	149	2	0	0
Total Votes Cast	567	100.00%	<div><div></div></div>	147	417	3	0	0
Overvotes	0			0	0	0	0	0
Undervotes	16			6	10	0	0	0
Contest Totals	583			153	427	3	0	0

Trustee, Place 7 Collin County Community College

Vote For 1

	TOTAL	VOTE %		Election Day	Early Voting	Ballot By Mail	Provision al Ballots	Limited Ballots
Jim Orr	206	46.50%	<div><div></div></div>	50	155	1	0	0
Helen Chang	237	53.50%	<div><div></div></div>	60	175	2	0	0
Total Votes Cast	443	100.00%	<div><div></div></div>	110	330	3	0	0
Overvotes	0			0	0	0	0	0
Undervotes	140			43	97	0	0	0
Contest Totals	583			153	427	3	0	0

Summary Results Report
May 1st, 2021 City/School General and Special
Elections
May 1st, 2021

Final Results
SOVC
Collin County

043

Trustee, Place 8 Collin County Community College

Vote For 1

	TOTAL	VOTE %		Election Day	Early Voting	Ballot By Mail	Provision al Ballots	Limited Ballots
Misty Irby	249	58.87%	<div><div></div></div>	62	185	2	0	0
Bob Collins	174	41.13%	<div><div></div></div>	43	130	1	0	0
Total Votes Cast	423	100.00%	<div><div></div></div>	105	315	3	0	0
Overvotes	0			0	0	0	0	0
Undervotes	160			48	112	0	0	0
Contest Totals	583			153	427	3	0	0

Trustee, Place 9 Collin County Community College

Vote For 1

	TOTAL	VOTE %		Election Day	Early Voting	Ballot By Mail	Provision al Ballots	Limited Ballots
Andy Hardin	277	66.91%	<div><div></div></div>	62	214	1	0	0
Jacoby Stewart Sr.	137	33.09%	<div><div></div></div>	38	97	2	0	0
Total Votes Cast	414	100.00%	<div><div></div></div>	100	311	3	0	0
Overvotes	0			0	0	0	0	0
Undervotes	169			53	116	0	0	0
Contest Totals	583			153	427	3	0	0

Summary Results Report
May 1st, 2021 City/School General and Special
Elections
May 1st, 2021

Final Results
SOVC
Collin County

044

Statistics

	TOTAL	Election Day	Early Voting	Ballot By Mail	Provision al Ballots	Limited Ballots
Registered Voters - Total	1,619					
Ballots Cast - Total	244	54	184	6	0	0
Voter Turnout - Total	15.07%					

Mayor McKinney

Vote For 1

	TOTAL	VOTE %		Election Day	Early Voting	Ballot By Mail	Provision al Ballots	Limited Ballots
Jimmy R. Stewart	5	2.07%	<div><div></div></div>	1	4	0	0	0
George Fuller	166	68.88%	<div><div></div></div>	32	128	6	0	0
Tom Meredith	70	29.05%	<div><div></div></div>	21	49	0	0	0
Total Votes Cast	241	100.00%	<div><div></div></div>	54	181	6	0	0
Overvotes	0			0	0	0	0	0
Undervotes	3			0	3	0	0	0
Contest Totals	244			54	184	6	0	0

Council Member, District No. 1 McKinney District 1

Vote For 1

	TOTAL	VOTE %		Election Day	Early Voting	Ballot By Mail	Provision al Ballots	Limited Ballots
Cris Treviño	51	22.67%	<div><div></div></div>	14	37	0	0	0
Johnny Moore	3	1.33%	<div><div></div></div>	0	3	0	0	0
Stan Penn	77	34.22%	<div><div></div></div>	20	56	1	0	0
Justin Beller	94	41.78%	<div><div></div></div>	18	72	4	0	0
Total Votes Cast	225	100.00%	<div><div></div></div>	52	168	5	0	0
Overvotes	0			0	0	0	0	0
Undervotes	19			2	16	1	0	0
Contest Totals	244			54	184	6	0	0

City Council At Large McKinney

Vote For 1

	TOTAL	VOTE %		Election Day	Early Voting	Ballot By Mail	Provision al Ballots	Limited Ballots
Brian J. Magnuson	64	32.65%	<div><div></div></div>	19	45	0	0	0
Charlie Philips	132	67.35%	<div><div></div></div>	23	104	5	0	0
Total Votes Cast	196	100.00%	<div><div></div></div>	42	149	5	0	0
Overvotes	0			0	0	0	0	0
Undervotes	48			12	35	1	0	0
Contest Totals	244			54	184	6	0	0

Summary Results Report
May 1st, 2021 City/School General and Special
Elections
May 1st, 2021

Final Results
SOVC
Collin County

044

School District Board of Trustees, Place 1 McKinney District 1

Vote For 1

	TOTAL	VOTE %		Election Day	Early Voting	Ballot By Mail	Provisional Ballots	Limited Ballots
Maria McKinzie	80	46.24%	<div><div></div></div>	15	62	3	0	0
Larry Jagours	93	53.76%	<div><div></div></div>	15	75	3	0	0
Total Votes Cast	173	100.00%	<div><div></div></div>	30	137	6	0	0
Overvotes	0			0	0	0	0	0
Undervotes	71			24	47	0	0	0
Contest Totals	244			54	184	6	0	0

School District Board Of Trustees, Place 7 McKinney

Vote For 1

	TOTAL	VOTE %		Election Day	Early Voting	Ballot By Mail	Provisional Ballots	Limited Ballots
Serena Ashcroft	39	19.40%	<div><div></div></div>	10	29	0	0	0
Joy Booth	31	15.42%	<div><div></div></div>	9	22	0	0	0
Harvey Oaxaca	129	64.18%	<div><div></div></div>	22	102	5	0	0
J.B. Franze	2	1.00%	<div><div></div></div>	1	1	0	0	0
Total Votes Cast	201	100.00%	<div><div></div></div>	42	154	5	0	0
Overvotes	0			0	0	0	0	0
Undervotes	43			12	30	1	0	0
Contest Totals	244			54	184	6	0	0

Proposition A McKinney ISD

Vote For 1

	TOTAL	VOTE %		Election Day	Early Voting	Ballot By Mail	Provisional Ballots	Limited Ballots
For	149	67.42%	<div><div></div></div>	24	121	4	0	0
Against	72	32.58%	<div><div></div></div>	22	50	0	0	0
Total Votes Cast	221	100.00%	<div><div></div></div>	46	171	4	0	0
Overvotes	0			0	0	0	0	0
Undervotes	23			8	13	2	0	0
Contest Totals	244			54	184	6	0	0

Proposition B McKinney ISD

Vote For 1

	TOTAL	VOTE %		Election Day	Early Voting	Ballot By Mail	Provisional Ballots	Limited Ballots
For	129	56.83%	<div><div></div></div>	26	99	4	0	0
Against	98	43.17%	<div><div></div></div>	25	72	1	0	0
Total Votes Cast	227	100.00%	<div><div></div></div>	51	171	5	0	0
Overvotes	0			0	0	0	0	0
Undervotes	17			3	13	1	0	0
Contest Totals	244			54	184	6	0	0

Summary Results Report
May 1st, 2021 City/School General and Special
Elections
May 1st, 2021

Final Results
SOVC
Collin County

044

Proposition C McKinney ISD

Vote For 1

	TOTAL	VOTE %		Election Day	Early Voting	Ballot By Mail	Provision al Ballots	Limited Ballots
For	122	52.59%	<div><div></div></div>	23	95	4	0	0
Against	110	47.41%	<div><div></div></div>	30	79	1	0	0
Total Votes Cast	232	100.00%	<div><div></div></div>	53	174	5	0	0
Overvotes	0			0	0	0	0	0
Undervotes	12			1	10	1	0	0
Contest Totals	244			54	184	6	0	0

Proposition D McKinney ISD

Vote For 1

	TOTAL	VOTE %		Election Day	Early Voting	Ballot By Mail	Provision al Ballots	Limited Ballots
For	123	53.25%	<div><div></div></div>	22	97	4	0	0
Against	108	46.75%	<div><div></div></div>	29	78	1	0	0
Total Votes Cast	231	100.00%	<div><div></div></div>	51	175	5	0	0
Overvotes	0			0	0	0	0	0
Undervotes	13			3	9	1	0	0
Contest Totals	244			54	184	6	0	0

Trustee, Place 7 Collin County Community College

Vote For 1

	TOTAL	VOTE %		Election Day	Early Voting	Ballot By Mail	Provision al Ballots	Limited Ballots
Jim Orr	82	50.31%	<div><div></div></div>	18	64	0	0	0
Helen Chang	81	49.69%	<div><div></div></div>	15	62	4	0	0
Total Votes Cast	163	100.00%	<div><div></div></div>	33	126	4	0	0
Overvotes	0			0	0	0	0	0
Undervotes	81			21	58	2	0	0
Contest Totals	244			54	184	6	0	0

Trustee, Place 8 Collin County Community College

Vote For 1

	TOTAL	VOTE %		Election Day	Early Voting	Ballot By Mail	Provision al Ballots	Limited Ballots
Misty Irby	84	51.85%	<div><div></div></div>	12	68	4	0	0
Bob Collins	78	48.15%	<div><div></div></div>	18	60	0	0	0
Total Votes Cast	162	100.00%	<div><div></div></div>	30	128	4	0	0
Overvotes	0			0	0	0	0	0
Undervotes	82			24	56	2	0	0
Contest Totals	244			54	184	6	0	0

Summary Results Report
 May 1st, 2021 City/School General and Special
 Elections
 May 1st, 2021

Final Results
 SOVC
 Collin County

044

Trustee, Place 9 Collin County Community College

Vote For 1

	TOTAL	VOTE %		Election Day	Early Voting	Ballot By Mail	Provision al Ballots	Limited Ballots
Andy Hardin	117	71.34%	<div><div></div></div>	24	93	0	0	0
Jacoby Stewart Sr.	47	28.66%	<div><div></div></div>	6	37	4	0	0
Total Votes Cast	164	100.00%	<div><div></div></div>	30	130	4	0	0
Overvotes	0			0	0	0	0	0
Undervotes	80			24	54	2	0	0
Contest Totals	244			54	184	6	0	0

Summary Results Report
May 1st, 2021 City/School General and Special
Elections
May 1st, 2021

Final Results
SOVC
Collin County

045

Statistics

	TOTAL	Election Day	Early Voting	Ballot By Mail	Provisional Ballots	Limited Ballots
Registered Voters - Total	3,037					
Ballots Cast - Total	506	185	318	3	0	0
Voter Turnout - Total	16.66%					

Town Council, Mayor Fairview

Vote For 1

	TOTAL	VOTE %		Election Day	Early Voting	Ballot By Mail	Provisional Ballots	Limited Ballots
Cynthia Brugge	117	23.83%	<div><div></div></div>	50	66	1	0	0
Henry Lessner	374	76.17%	<div><div></div></div>	130	242	2	0	0
Total Votes Cast	491	100.00%	<div><div></div></div>	180	308	3	0	0
Overvotes	0			0	0	0	0	0
Undervotes	15			5	10	0	0	0
Contest Totals	506			185	318	3	0	0

Town Council, Seat One Fairview

Vote For 1

	TOTAL	VOTE %		Election Day	Early Voting	Ballot By Mail	Provisional Ballots	Limited Ballots
Rich Connelly	323	100.00%	<div><div></div></div>	114	208	1	0	0
Total Votes Cast	323	100.00%	<div><div></div></div>	114	208	1	0	0
Overvotes	0			0	0	0	0	0
Undervotes	183			71	110	2	0	0
Contest Totals	506			185	318	3	0	0

Town Council, Seat Three Fairview

Vote For 1

	TOTAL	VOTE %		Election Day	Early Voting	Ballot By Mail	Provisional Ballots	Limited Ballots
Jeannette Grazioli	101	21.72%	<div><div></div></div>	44	56	1	0	0
Ricardo Doi	364	78.28%	<div><div></div></div>	130	233	1	0	0
Total Votes Cast	465	100.00%	<div><div></div></div>	174	289	2	0	0
Overvotes	0			0	0	0	0	0
Undervotes	41			11	29	1	0	0
Contest Totals	506			185	318	3	0	0

Town Council, Seat Five Fairview

Vote For 1

	TOTAL	VOTE %		Election Day	Early Voting	Ballot By Mail	Provisional Ballots	Limited Ballots
Ken Logsdon	319	100.00%	<div><div></div></div>	116	202	1	0	0
Total Votes Cast	319	100.00%	<div><div></div></div>	116	202	1	0	0
Overvotes	0			0	0	0	0	0
Undervotes	187			69	116	2	0	0
Contest Totals	506			185	318	3	0	0

Summary Results Report
May 1st, 2021 City/School General and Special
Elections
May 1st, 2021

Final Results
SOVC
Collin County

045

School District Board Of Trustees, Place 7 McKinney

Vote For 1

	TOTAL	VOTE %		Election Day	Early Voting	Ballot By Mail	Provision al Ballots	Limited Ballots
Serena Ashcroft	84	27.27%	<div><div></div></div>	27	56	1	0	0
Joy Booth	93	30.19%	<div><div></div></div>	40	53	0	0	0
Harvey Oaxaca	111	36.04%	<div><div></div></div>	36	75	0	0	0
J.B. Franze	20	6.49%	<div><div></div></div>	10	10	0	0	0
Total Votes Cast	308	100.00%	<div><div></div></div>	113	194	1	0	0
Overvotes	0			0	0	0	0	0
Undervotes	198			72	124	2	0	0
Contest Totals	506			185	318	3	0	0

Proposition A McKinney ISD

Vote For 1

	TOTAL	VOTE %		Election Day	Early Voting	Ballot By Mail	Provision al Ballots	Limited Ballots
For	300	66.82%	<div><div></div></div>	95	203	2	0	0
Against	149	33.18%	<div><div></div></div>	72	76	1	0	0
Total Votes Cast	449	100.00%	<div><div></div></div>	167	279	3	0	0
Overvotes	0			0	0	0	0	0
Undervotes	57			18	39	0	0	0
Contest Totals	506			185	318	3	0	0

Proposition B McKinney ISD

Vote For 1

	TOTAL	VOTE %		Election Day	Early Voting	Ballot By Mail	Provision al Ballots	Limited Ballots
For	244	53.63%	<div><div></div></div>	82	160	2	0	0
Against	211	46.37%	<div><div></div></div>	87	123	1	0	0
Total Votes Cast	455	100.00%	<div><div></div></div>	169	283	3	0	0
Overvotes	0			0	0	0	0	0
Undervotes	51			16	35	0	0	0
Contest Totals	506			185	318	3	0	0

Proposition C McKinney ISD

Vote For 1

	TOTAL	VOTE %		Election Day	Early Voting	Ballot By Mail	Provision al Ballots	Limited Ballots
For	237	52.67%	<div><div></div></div>	79	156	2	0	0
Against	213	47.33%	<div><div></div></div>	87	125	1	0	0
Total Votes Cast	450	100.00%	<div><div></div></div>	166	281	3	0	0
Overvotes	0			0	0	0	0	0
Undervotes	56			19	37	0	0	0
Contest Totals	506			185	318	3	0	0

Summary Results Report
May 1st, 2021 City/School General and Special
Elections
May 1st, 2021

Final Results
SOVC
Collin County

045

Proposition D McKinney ISD

Vote For 1

	TOTAL	VOTE %		Election Day	Early Voting	Ballot By Mail	Provision al Ballots	Limited Ballots
For	248	54.99%	<div><div></div></div>	83	163	2	0	0
Against	203	45.01%	<div><div></div></div>	87	115	1	0	0
Total Votes Cast	451	100.00%	<div><div></div></div>	170	278	3	0	0
Overvotes	0			0	0	0	0	0
Undervotes	55			15	40	0	0	0
Contest Totals	506			185	318	3	0	0

Trustee, Place 7 Collin County Community College

Vote For 1

	TOTAL	VOTE %		Election Day	Early Voting	Ballot By Mail	Provision al Ballots	Limited Ballots
Jim Orr	239	68.29%	<div><div></div></div>	90	148	1	0	0
Helen Chang	111	31.71%	<div><div></div></div>	44	65	2	0	0
Total Votes Cast	350	100.00%	<div><div></div></div>	134	213	3	0	0
Overvotes	0			0	0	0	0	0
Undervotes	156			51	105	0	0	0
Contest Totals	506			185	318	3	0	0

Trustee, Place 8 Collin County Community College

Vote For 1

	TOTAL	VOTE %		Election Day	Early Voting	Ballot By Mail	Provision al Ballots	Limited Ballots
Misty Irby	138	40.35%	<div><div></div></div>	54	82	2	0	0
Bob Collins	204	59.65%	<div><div></div></div>	78	125	1	0	0
Total Votes Cast	342	100.00%	<div><div></div></div>	132	207	3	0	0
Overvotes	0			0	0	0	0	0
Undervotes	164			53	111	0	0	0
Contest Totals	506			185	318	3	0	0

Trustee, Place 9 Collin County Community College

Vote For 1

	TOTAL	VOTE %		Election Day	Early Voting	Ballot By Mail	Provision al Ballots	Limited Ballots
Andy Hardin	261	78.38%	<div><div></div></div>	101	158	2	0	0
Jacoby Stewart Sr.	72	21.62%	<div><div></div></div>	32	39	1	0	0
Total Votes Cast	333	100.00%	<div><div></div></div>	133	197	3	0	0
Overvotes	0			0	0	0	0	0
Undervotes	173			52	121	0	0	0
Contest Totals	506			185	318	3	0	0

Summary Results Report
May 1st, 2021 City/School General and Special
Elections
May 1st, 2021

Final Results
SOVC
Collin County

046

Statistics

	TOTAL	Election Day	Early Voting	Ballot By Mail	Provision al Ballots	Limited Ballots
Registered Voters - Total	2,947					
Ballots Cast - Total	350	108	211	31	0	0
Voter Turnout - Total	11.88%					

Councilmember, Place No.2 Plano

Vote For 1

	TOTAL	VOTE %		Election Day	Early Voting	Ballot By Mail	Provision al Ballots	Limited Ballots
Anthony Ricciardelli	147	44.82%	<div><div></div></div>	43	88	16	0	0
Steve Lavine	181	55.18%	<div><div></div></div>	60	111	10	0	0
Total Votes Cast	328	100.00%	<div><div></div></div>	103	199	26	0	0
Overvotes	0			0	0	0	0	0
Undervotes	22			5	12	5	0	0
Contest Totals	350			108	211	31	0	0

Councilmember, Place No.4 Plano

Vote For 1

	TOTAL	VOTE %		Election Day	Early Voting	Ballot By Mail	Provision al Ballots	Limited Ballots
Vidal Quintanilla	29	9.06%	<div><div></div></div>	8	18	3	0	0
Justin Adcock	122	38.12%	<div><div></div></div>	39	70	13	0	0
Kayci Prince	125	39.06%	<div><div></div></div>	30	86	9	0	0
Nassat Parveen	44	13.75%	<div><div></div></div>	22	22	0	0	0
Total Votes Cast	320	100.00%	<div><div></div></div>	99	196	25	0	0
Overvotes	0			0	0	0	0	0
Undervotes	30			9	15	6	0	0
Contest Totals	350			108	211	31	0	0

Councilmember, Place No.6 (Mayor)

Vote For 1

	TOTAL	VOTE %		Election Day	Early Voting	Ballot By Mail	Provision al Ballots	Limited Ballots
Lydia Ortega	23	6.63%	<div><div></div></div>	11	12	0	0	0
Lily Bao	150	43.23%	<div><div></div></div>	44	86	20	0	0
John Muns	174	50.14%	<div><div></div></div>	53	111	10	0	0
Total Votes Cast	347	100.00%	<div><div></div></div>	108	209	30	0	0
Overvotes	0			0	0	0	0	0
Undervotes	3			0	2	1	0	0
Contest Totals	350			108	211	31	0	0

Summary Results Report
May 1st, 2021 City/School General and Special
Elections
May 1st, 2021

Final Results
SOVC
Collin County

046

Councilmember, Place No.8 Plano

Vote For 1

	TOTAL	VOTE %		Election Day	Early Voting	Ballot By Mail	Provision al Ballots	Limited Ballots
Elisa Klein	165	51.56%	<div><div></div></div>	54	105	6	0	0
Rick Smith	155	48.44%	<div><div></div></div>	45	90	20	0	0
Total Votes Cast	320	100.00%	<div><div></div></div>	99	195	26	0	0
Overvotes	0			0	0	0	0	0
Undervotes	30			9	16	5	0	0
Contest Totals	350			108	211	31	0	0

Councilmember, Place No.7 Plano

Vote For 1

	TOTAL	VOTE %		Election Day	Early Voting	Ballot By Mail	Provision al Ballots	Limited Ballots
David M. Smith	41	13.36%	<div><div></div></div>	16	22	3	0	0
Julie Holmer	126	41.04%	<div><div></div></div>	39	78	9	0	0
Sandeep Srivastava	26	8.47%	<div><div></div></div>	8	18	0	0	0
Chris Robertson	78	25.41%	<div><div></div></div>	31	45	2	0	0
Bill Lisle III	36	11.73%	<div><div></div></div>	8	27	1	0	0
Total Votes Cast	307	100.00%	<div><div></div></div>	102	190	15	0	0
Overvotes	0			0	0	0	0	0
Undervotes	43			6	21	16	0	0
Contest Totals	350			108	211	31	0	0

Proposition A City of Plano

Vote For 1

	TOTAL	VOTE %		Election Day	Early Voting	Ballot By Mail	Provision al Ballots	Limited Ballots
For	256	75.74%	<div><div></div></div>	86	159	11	0	0
Against	82	24.26%	<div><div></div></div>	20	45	17	0	0
Total Votes Cast	338	100.00%	<div><div></div></div>	106	204	28	0	0
Overvotes	0			0	0	0	0	0
Undervotes	12			2	7	3	0	0
Contest Totals	350			108	211	31	0	0

Proposition B City of Plano

Vote For 1

	TOTAL	VOTE %		Election Day	Early Voting	Ballot By Mail	Provision al Ballots	Limited Ballots
For	231	68.96%	<div><div></div></div>	83	138	10	0	0
Against	104	31.04%	<div><div></div></div>	22	64	18	0	0
Total Votes Cast	335	100.00%	<div><div></div></div>	105	202	28	0	0
Overvotes	0			0	0	0	0	0
Undervotes	15			3	9	3	0	0
Contest Totals	350			108	211	31	0	0

Summary Results Report
May 1st, 2021 City/School General and Special
Elections
May 1st, 2021

Final Results
SOVC
Collin County

046

Proposition C City of Plano

Vote For 1

	TOTAL	VOTE %		Election Day	Early Voting	Ballot By Mail	Provision al Ballots	Limited Ballots
For	158	47.73%	<div><div></div></div>	55	96	7	0	0
Against	173	52.27%	<div><div></div></div>	49	105	19	0	0
Total Votes Cast	331	100.00%	<div><div></div></div>	104	201	26	0	0
Overvotes	0			0	0	0	0	0
Undervotes	19			4	10	5	0	0
Contest Totals	350			108	211	31	0	0

Proposition D City of Plano

Vote For 1

	TOTAL	VOTE %		Election Day	Early Voting	Ballot By Mail	Provision al Ballots	Limited Ballots
For	237	71.60%	<div><div></div></div>	81	147	9	0	0
Against	94	28.40%	<div><div></div></div>	23	53	18	0	0
Total Votes Cast	331	100.00%	<div><div></div></div>	104	200	27	0	0
Overvotes	0			0	0	0	0	0
Undervotes	19			4	11	4	0	0
Contest Totals	350			108	211	31	0	0

Proposition E City of Plano

Vote For 1

	TOTAL	VOTE %		Election Day	Early Voting	Ballot By Mail	Provision al Ballots	Limited Ballots
For	195	59.27%	<div><div></div></div>	68	118	9	0	0
Against	134	40.73%	<div><div></div></div>	35	80	19	0	0
Total Votes Cast	329	100.00%	<div><div></div></div>	103	198	28	0	0
Overvotes	0			0	0	0	0	0
Undervotes	21			5	13	3	0	0
Contest Totals	350			108	211	31	0	0

Proposition F City of Plano

Vote For 1

	TOTAL	VOTE %		Election Day	Early Voting	Ballot By Mail	Provision al Ballots	Limited Ballots
For	238	70.83%	<div><div></div></div>	83	145	10	0	0
Against	98	29.17%	<div><div></div></div>	21	59	18	0	0
Total Votes Cast	336	100.00%	<div><div></div></div>	104	204	28	0	0
Overvotes	0			0	0	0	0	0
Undervotes	14			4	7	3	0	0
Contest Totals	350			108	211	31	0	0

Summary Results Report
May 1st, 2021 City/School General and Special
Elections
May 1st, 2021

Final Results
SOVC
Collin County

046

Trustee, Place 1 Plano

Vote For 1

	TOTAL	VOTE %		Election Day	Early Voting	Ballot By Mail	Provision al Ballots	Limited Ballots
Lauren Tyra	198	67.12%	<div><div></div></div>	57	130	11	0	0
Shafik Ben Guesmia	10	3.39%	<div><div></div></div>	1	9	0	0	0
Semida Voicu	87	29.49%	<div><div></div></div>	33	42	12	0	0
Total Votes Cast	295	100.00%	<div><div></div></div>	91	181	23	0	0
Overvotes	0			0	0	0	0	0
Undervotes	55			17	30	8	0	0
Contest Totals	350			108	211	31	0	0

Trustee, Place 2 Plano

Vote For 1

	TOTAL	VOTE %		Election Day	Early Voting	Ballot By Mail	Provision al Ballots	Limited Ballots
Dayna Oscherwitz	137	46.60%	<div><div></div></div>	44	87	6	0	0
Ajikwaga Felli	12	4.08%	<div><div></div></div>	2	9	1	0	0
Angela Powell	145	49.32%	<div><div></div></div>	47	82	16	0	0
Total Votes Cast	294	100.00%	<div><div></div></div>	93	178	23	0	0
Overvotes	0			0	0	0	0	0
Undervotes	56			15	33	8	0	0
Contest Totals	350			108	211	31	0	0

Trustee, Place 3 Plano

Vote For 1

	TOTAL	VOTE %		Election Day	Early Voting	Ballot By Mail	Provision al Ballots	Limited Ballots
Nancy C. Humphrey	182	64.77%	<div><div></div></div>	49	122	11	0	0
Lynn Walling	99	35.23%	<div><div></div></div>	36	49	14	0	0
Total Votes Cast	281	100.00%	<div><div></div></div>	85	171	25	0	0
Overvotes	0			0	0	0	0	0
Undervotes	69			23	40	6	0	0
Contest Totals	350			108	211	31	0	0

Trustee, Place 6 Plano

Vote For 1

	TOTAL	VOTE %		Election Day	Early Voting	Ballot By Mail	Provision al Ballots	Limited Ballots
Marilyn Loughray	123	42.12%	<div><div></div></div>	43	66	14	0	0
Jeri Chambers	169	57.88%	<div><div></div></div>	48	109	12	0	0
Total Votes Cast	292	100.00%	<div><div></div></div>	91	175	26	0	0
Overvotes	0			0	0	0	0	0
Undervotes	58			17	36	5	0	0
Contest Totals	350			108	211	31	0	0

Summary Results Report
May 1st, 2021 City/School General and Special
Elections
May 1st, 2021

Final Results
SOVC
Collin County

046

Trustee, Place 7 Collin County Community College

Vote For 1

	TOTAL	VOTE %		Election Day	Early Voting	Ballot By Mail	Provision al Ballots	Limited Ballots
Jim Orr	140	49.47%	<div><div></div></div>	47	83	10	0	0
Helen Chang	143	50.53%	<div><div></div></div>	48	91	4	0	0
Total Votes Cast	283	100.00%	<div><div></div></div>	95	174	14	0	0
Overvotes	0			0	0	0	0	0
Undervotes	67			13	37	17	0	0
Contest Totals	350			108	211	31	0	0

Trustee, Place 8 Collin County Community College

Vote For 1

	TOTAL	VOTE %		Election Day	Early Voting	Ballot By Mail	Provision al Ballots	Limited Ballots
Misty Irby	149	54.38%	<div><div></div></div>	51	93	5	0	0
Bob Collins	125	45.62%	<div><div></div></div>	41	74	10	0	0
Total Votes Cast	274	100.00%	<div><div></div></div>	92	167	15	0	0
Overvotes	0			0	0	0	0	0
Undervotes	76			16	44	16	0	0
Contest Totals	350			108	211	31	0	0

Trustee, Place 9 Collin County Community College

Vote For 1

	TOTAL	VOTE %		Election Day	Early Voting	Ballot By Mail	Provision al Ballots	Limited Ballots
Andy Hardin	147	55.26%	<div><div></div></div>	52	84	11	0	0
Jacoby Stewart Sr.	119	44.74%	<div><div></div></div>	40	77	2	0	0
Total Votes Cast	266	100.00%	<div><div></div></div>	92	161	13	0	0
Overvotes	0			0	0	0	0	0
Undervotes	84			16	50	18	0	0
Contest Totals	350			108	211	31	0	0

Summary Results Report
May 1st, 2021 City/School General and Special
Elections
May 1st, 2021

Final Results
SOVC
Collin County

047

Statistics

	TOTAL	Election Day	Early Voting	Ballot By Mail	Provision al Ballots	Limited Ballots
Registered Voters - Total	2,541					
Ballots Cast - Total	465	169	285	11	0	0
Voter Turnout - Total	18.30%					

Councilmember, Place No.2 Plano

Vote For 1

	TOTAL	VOTE %		Election Day	Early Voting	Ballot By Mail	Provision al Ballots	Limited Ballots
Anthony Ricciardelli	232	53.95%	<div><div></div></div>	86	140	6	0	0
Steve Lavine	198	46.05%	<div><div></div></div>	68	126	4	0	0
Total Votes Cast	430	100.00%	<div><div></div></div>	154	266	10	0	0
Overvotes	0			0	0	0	0	0
Undervotes	35			15	19	1	0	0
Contest Totals	465			169	285	11	0	0

Councilmember, Place No.4 Plano

Vote For 1

	TOTAL	VOTE %		Election Day	Early Voting	Ballot By Mail	Provision al Ballots	Limited Ballots
Vidal Quintanilla	26	6.13%	<div><div></div></div>	10	13	3	0	0
Justin Adcock	196	46.23%	<div><div></div></div>	67	128	1	0	0
Kayci Prince	156	36.79%	<div><div></div></div>	54	95	7	0	0
Nassat Parveen	46	10.85%	<div><div></div></div>	20	26	0	0	0
Total Votes Cast	424	100.00%	<div><div></div></div>	151	262	11	0	0
Overvotes	0			0	0	0	0	0
Undervotes	41			18	23	0	0	0
Contest Totals	465			169	285	11	0	0

Councilmember, Place No.6 (Mayor)

Vote For 1

	TOTAL	VOTE %		Election Day	Early Voting	Ballot By Mail	Provision al Ballots	Limited Ballots
Lydia Ortega	23	5.00%	<div><div></div></div>	10	11	2	0	0
Lily Bao	218	47.39%	<div><div></div></div>	77	137	4	0	0
John Muns	219	47.61%	<div><div></div></div>	81	133	5	0	0
Total Votes Cast	460	100.00%	<div><div></div></div>	168	281	11	0	0
Overvotes	0			0	0	0	0	0
Undervotes	5			1	4	0	0	0
Contest Totals	465			169	285	11	0	0

Summary Results Report
May 1st, 2021 City/School General and Special
Elections
May 1st, 2021

Final Results
SOVC
Collin County

047

Councilmember, Place No.8 Plano

Vote For 1

	TOTAL	VOTE %		Election Day	Early Voting	Ballot By Mail	Provision al Ballots	Limited Ballots
Elisa Klein	194	45.54%	<div><div></div></div>	63	124	7	0	0
Rick Smith	232	54.46%	<div><div></div></div>	90	139	3	0	0
Total Votes Cast	426	100.00%	<div><div></div></div>	153	263	10	0	0
Overvotes	0			0	0	0	0	0
Undervotes	39			16	22	1	0	0
Contest Totals	465			169	285	11	0	0

Councilmember, Place No.7 Plano

Vote For 1

	TOTAL	VOTE %		Election Day	Early Voting	Ballot By Mail	Provision al Ballots	Limited Ballots
David M. Smith	54	12.83%	<div><div></div></div>	21	31	2	0	0
Julie Holmer	145	34.44%	<div><div></div></div>	45	95	5	0	0
Sandeep Srivastava	44	10.45%	<div><div></div></div>	16	27	1	0	0
Chris Robertson	144	34.20%	<div><div></div></div>	51	90	3	0	0
Bill Lisle III	34	8.08%	<div><div></div></div>	15	19	0	0	0
Total Votes Cast	421	100.00%	<div><div></div></div>	148	262	11	0	0
Overvotes	0			0	0	0	0	0
Undervotes	44			21	23	0	0	0
Contest Totals	465			169	285	11	0	0

Proposition A City of Plano

Vote For 1

	TOTAL	VOTE %		Election Day	Early Voting	Ballot By Mail	Provision al Ballots	Limited Ballots
For	336	75.17%	<div><div></div></div>	114	215	7	0	0
Against	111	24.83%	<div><div></div></div>	49	59	3	0	0
Total Votes Cast	447	100.00%	<div><div></div></div>	163	274	10	0	0
Overvotes	0			0	0	0	0	0
Undervotes	18			6	11	1	0	0
Contest Totals	465			169	285	11	0	0

Proposition B City of Plano

Vote For 1

	TOTAL	VOTE %		Election Day	Early Voting	Ballot By Mail	Provision al Ballots	Limited Ballots
For	301	67.64%	<div><div></div></div>	108	186	7	0	0
Against	144	32.36%	<div><div></div></div>	56	85	3	0	0
Total Votes Cast	445	100.00%	<div><div></div></div>	164	271	10	0	0
Overvotes	0			0	0	0	0	0
Undervotes	20			5	14	1	0	0
Contest Totals	465			169	285	11	0	0

Summary Results Report
May 1st, 2021 City/School General and Special
Elections
May 1st, 2021

Final Results
SOVC
Collin County

047

Proposition C City of Plano

Vote For 1

	TOTAL	VOTE %		Election Day	Early Voting	Ballot By Mail	Provision al Ballots	Limited Ballots
For	218	49.55%	<div><div></div></div>	72	140	6	0	0
Against	222	50.45%	<div><div></div></div>	90	128	4	0	0
Total Votes Cast	440	100.00%	<div><div></div></div>	162	268	10	0	0
Overvotes	0			0	0	0	0	0
Undervotes	25			7	17	1	0	0
Contest Totals	465			169	285	11	0	0

Proposition D City of Plano

Vote For 1

	TOTAL	VOTE %		Election Day	Early Voting	Ballot By Mail	Provision al Ballots	Limited Ballots
For	306	69.23%	<div><div></div></div>	98	202	6	0	0
Against	136	30.77%	<div><div></div></div>	62	71	3	0	0
Total Votes Cast	442	100.00%	<div><div></div></div>	160	273	9	0	0
Overvotes	0			0	0	0	0	0
Undervotes	23			9	12	2	0	0
Contest Totals	465			169	285	11	0	0

Proposition E City of Plano

Vote For 1

	TOTAL	VOTE %		Election Day	Early Voting	Ballot By Mail	Provision al Ballots	Limited Ballots
For	264	60.27%	<div><div></div></div>	85	175	4	0	0
Against	174	39.73%	<div><div></div></div>	73	96	5	0	0
Total Votes Cast	438	100.00%	<div><div></div></div>	158	271	9	0	0
Overvotes	0			0	0	0	0	0
Undervotes	27			11	14	2	0	0
Contest Totals	465			169	285	11	0	0

Proposition F City of Plano

Vote For 1

	TOTAL	VOTE %		Election Day	Early Voting	Ballot By Mail	Provision al Ballots	Limited Ballots
For	324	73.47%	<div><div></div></div>	111	206	7	0	0
Against	117	26.53%	<div><div></div></div>	49	66	2	0	0
Total Votes Cast	441	100.00%	<div><div></div></div>	160	272	9	0	0
Overvotes	0			0	0	0	0	0
Undervotes	24			9	13	2	0	0
Contest Totals	465			169	285	11	0	0

Summary Results Report
May 1st, 2021 City/School General and Special
Elections
May 1st, 2021

Final Results
SOVC
Collin County

047

Trustee, Place 1 Plano

Vote For 1

	TOTAL	VOTE %		Election Day	Early Voting	Ballot By Mail	Provision al Ballots	Limited Ballots
Lauren Tyra	237	60.61%	<div><div></div></div>	80	149	8	0	0
Shafik Ben Guesmia	16	4.09%	<div><div></div></div>	6	8	2	0	0
Semida Voicu	138	35.29%	<div><div></div></div>	50	88	0	0	0
Total Votes Cast	391	100.00%	<div><div></div></div>	136	245	10	0	0
Overvotes	0			0	0	0	0	0
Undervotes	74			33	40	1	0	0
Contest Totals	465			169	285	11	0	0

Trustee, Place 2 Plano

Vote For 1

	TOTAL	VOTE %		Election Day	Early Voting	Ballot By Mail	Provision al Ballots	Limited Ballots
Dayna Oscherwitz	143	37.05%	<div><div></div></div>	50	92	1	0	0
Ajkwaga Felli	23	5.96%	<div><div></div></div>	9	13	1	0	0
Angela Powell	220	56.99%	<div><div></div></div>	77	136	7	0	0
Total Votes Cast	386	100.00%	<div><div></div></div>	136	241	9	0	0
Overvotes	0			0	0	0	0	0
Undervotes	79			33	44	2	0	0
Contest Totals	465			169	285	11	0	0

Trustee, Place 3 Plano

Vote For 1

	TOTAL	VOTE %		Election Day	Early Voting	Ballot By Mail	Provision al Ballots	Limited Ballots
Nancy C. Humphrey	195	52.85%	<div><div></div></div>	66	122	7	0	0
Lynn Walling	174	47.15%	<div><div></div></div>	66	107	1	0	0
Total Votes Cast	369	100.00%	<div><div></div></div>	132	229	8	0	0
Overvotes	0			0	0	0	0	0
Undervotes	96			37	56	3	0	0
Contest Totals	465			169	285	11	0	0

Trustee, Place 6 Plano

Vote For 1

	TOTAL	VOTE %		Election Day	Early Voting	Ballot By Mail	Provision al Ballots	Limited Ballots
Marilyn Loughray	170	45.33%	<div><div></div></div>	55	113	2	0	0
Jeri Chambers	205	54.67%	<div><div></div></div>	78	122	5	0	0
Total Votes Cast	375	100.00%	<div><div></div></div>	133	235	7	0	0
Overvotes	0			0	0	0	0	0
Undervotes	90			36	50	4	0	0
Contest Totals	465			169	285	11	0	0

Summary Results Report
May 1st, 2021 City/School General and Special
Elections
May 1st, 2021

Final Results
SOVC
Collin County

047

Trustee, Place 7 Collin County Community College

Vote For 1

	TOTAL	VOTE %		Election Day	Early Voting	Ballot By Mail	Provision al Ballots	Limited Ballots
Jim Orr	209	55.29%	<div><div></div></div>	74	131	4	0	0
Helen Chang	169	44.71%	<div><div></div></div>	63	101	5	0	0
Total Votes Cast	378	100.00%	<div><div></div></div>	137	232	9	0	0
Overvotes	0			0	0	0	0	0
Undervotes	87			32	53	2	0	0
Contest Totals	465			169	285	11	0	0

Trustee, Place 8 Collin County Community College

Vote For 1

	TOTAL	VOTE %		Election Day	Early Voting	Ballot By Mail	Provision al Ballots	Limited Ballots
Misty Irby	181	48.92%	<div><div></div></div>	64	112	5	0	0
Bob Collins	189	51.08%	<div><div></div></div>	72	114	3	0	0
Total Votes Cast	370	100.00%	<div><div></div></div>	136	226	8	0	0
Overvotes	0			0	0	0	0	0
Undervotes	95			33	59	3	0	0
Contest Totals	465			169	285	11	0	0

Trustee, Place 9 Collin County Community College

Vote For 1

	TOTAL	VOTE %		Election Day	Early Voting	Ballot By Mail	Provision al Ballots	Limited Ballots
Andy Hardin	208	56.83%	<div><div></div></div>	75	127	6	0	0
Jacoby Stewart Sr.	158	43.17%	<div><div></div></div>	59	98	1	0	0
Total Votes Cast	366	100.00%	<div><div></div></div>	134	225	7	0	0
Overvotes	0			0	0	0	0	0
Undervotes	99			35	60	4	0	0
Contest Totals	465			169	285	11	0	0

Summary Results Report
May 1st, 2021 City/School General and Special
Elections
May 1st, 2021

Final Results
SOVC
Collin County

048

Statistics

	TOTAL	Election Day	Early Voting	Ballot By Mail	Provision al Ballots	Limited Ballots
Registered Voters - Total	3,629					
Ballots Cast - Total	406	191	207	8	0	0
Voter Turnout - Total	11.19%					

Mayor - Council Member, Place 7 Richardson

Vote For 1

	TOTAL	VOTE %		Election Day	Early Voting	Ballot By Mail	Provision al Ballots	Limited Ballots
Paul Voelker	291	100.00%	<div></div>	136	149	6	0	0
Total Votes Cast	291	100.00%	<div></div>	136	149	6	0	0
Overvotes	0			0	0	0	0	0
Undervotes	115			55	58	2	0	0
Contest Totals	406			191	207	8	0	0

Council Member, Place 1 Richardson

Vote For 1

	TOTAL	VOTE %		Election Day	Early Voting	Ballot By Mail	Provision al Ballots	Limited Ballots
Bob Dubey	242	100.00%	<div></div>	112	125	5	0	0
Total Votes Cast	242	100.00%	<div></div>	112	125	5	0	0
Overvotes	0			0	0	0	0	0
Undervotes	164			79	82	3	0	0
Contest Totals	406			191	207	8	0	0

Council Member, Place 2 Richardson

Vote For 1

	TOTAL	VOTE %		Election Day	Early Voting	Ballot By Mail	Provision al Ballots	Limited Ballots
Jennifer Justice	262	100.00%	<div></div>	121	136	5	0	0
Total Votes Cast	262	100.00%	<div></div>	121	136	5	0	0
Overvotes	0			0	0	0	0	0
Undervotes	144			70	71	3	0	0
Contest Totals	406			191	207	8	0	0

Council Member, Place 3 Richardson

Vote For 1

	TOTAL	VOTE %		Election Day	Early Voting	Ballot By Mail	Provision al Ballots	Limited Ballots
Janet DePuy	259	100.00%	<div></div>	117	137	5	0	0
Total Votes Cast	259	100.00%	<div></div>	117	137	5	0	0
Overvotes	0			0	0	0	0	0
Undervotes	147			74	70	3	0	0
Contest Totals	406			191	207	8	0	0

Summary Results Report
May 1st, 2021 City/School General and Special
Elections
May 1st, 2021

Final Results
SOVC
Collin County

048

Council Member, Place 4 Richardson

Vote For 1

	TOTAL	VOTE %		Election Day	Early Voting	Ballot By Mail	Provision al Ballots	Limited Ballots
Kyle Kepner	222	57.96%	<div><div></div></div>	113	104	5	0	0
Joe Corcoran	161	42.04%	<div><div></div></div>	68	90	3	0	0
Total Votes Cast	383	100.00%	<div><div></div></div>	181	194	8	0	0
Overvotes	0			0	0	0	0	0
Undervotes	23			10	13	0	0	0
Contest Totals	406			191	207	8	0	0

Council Member, Place 5 Richardson

Vote For 1

	TOTAL	VOTE %		Election Day	Early Voting	Ballot By Mail	Provision al Ballots	Limited Ballots
Ken Hutchenrider	250	100.00%	<div><div></div></div>	113	133	4	0	0
Total Votes Cast	250	100.00%	<div><div></div></div>	113	133	4	0	0
Overvotes	0			0	0	0	0	0
Undervotes	156			78	74	4	0	0
Contest Totals	406			191	207	8	0	0

Council Member, Place 6 Richardson

Vote For 1

	TOTAL	VOTE %		Election Day	Early Voting	Ballot By Mail	Provision al Ballots	Limited Ballots
Daniel Burdette	92	24.93%	<div><div></div></div>	42	46	4	0	0
Marilyn Frederick	144	39.02%	<div><div></div></div>	76	67	1	0	0
Arefin Shamsul	133	36.04%	<div><div></div></div>	54	76	3	0	0
Total Votes Cast	369	100.00%	<div><div></div></div>	172	189	8	0	0
Overvotes	0			0	0	0	0	0
Undervotes	37			19	18	0	0	0
Contest Totals	406			191	207	8	0	0

Trustee, Place 1 Plano

Vote For 1

	TOTAL	VOTE %		Election Day	Early Voting	Ballot By Mail	Provision al Ballots	Limited Ballots
Lauren Tyra	212	72.35%	<div><div></div></div>	87	119	6	0	0
Shafik Ben Guesmia	18	6.14%	<div><div></div></div>	12	6	0	0	0
Semida Voicu	63	21.50%	<div><div></div></div>	33	29	1	0	0
Total Votes Cast	293	100.00%	<div><div></div></div>	132	154	7	0	0
Overvotes	0			0	0	0	0	0
Undervotes	113			59	53	1	0	0
Contest Totals	406			191	207	8	0	0

Summary Results Report
May 1st, 2021 City/School General and Special
Elections
May 1st, 2021

Final Results
SOVC
Collin County

048

Trustee, Place 2 Plano

Vote For 1

	TOTAL	VOTE %		Election Day	Early Voting	Ballot By Mail	Provision al Ballots	Limited Ballots
Dayna Oscherwitz	127	44.88%	<div><div></div></div>	55	69	3	0	0
Ajikwaga Felli	14	4.95%	<div><div></div></div>	8	5	1	0	0
Angela Powell	142	50.18%	<div><div></div></div>	68	71	3	0	0
Total Votes Cast	283	100.00%	<div><div></div></div>	131	145	7	0	0
Overvotes	0			0	0	0	0	0
Undervotes	123			60	62	1	0	0
Contest Totals	406			191	207	8	0	0

Trustee, Place 3 Plano

Vote For 1

	TOTAL	VOTE %		Election Day	Early Voting	Ballot By Mail	Provision al Ballots	Limited Ballots
Nancy C. Humphrey	213	76.34%	<div><div></div></div>	88	121	4	0	0
Lynn Walling	66	23.66%	<div><div></div></div>	39	24	3	0	0
Total Votes Cast	279	100.00%	<div><div></div></div>	127	145	7	0	0
Overvotes	0			0	0	0	0	0
Undervotes	127			64	62	1	0	0
Contest Totals	406			191	207	8	0	0

Trustee, Place 6 Plano

Vote For 1

	TOTAL	VOTE %		Election Day	Early Voting	Ballot By Mail	Provision al Ballots	Limited Ballots
Marilyn Loughray	104	37.28%	<div><div></div></div>	58	45	1	0	0
Jeri Chambers	175	62.72%	<div><div></div></div>	69	100	6	0	0
Total Votes Cast	279	100.00%	<div><div></div></div>	127	145	7	0	0
Overvotes	0			0	0	0	0	0
Undervotes	127			64	62	1	0	0
Contest Totals	406			191	207	8	0	0

Trustee, Place 7 Collin County Community College

Vote For 1

	TOTAL	VOTE %		Election Day	Early Voting	Ballot By Mail	Provision al Ballots	Limited Ballots
Jim Orr	115	40.35%	<div><div></div></div>	65	49	1	0	0
Helen Chang	170	59.65%	<div><div></div></div>	68	96	6	0	0
Total Votes Cast	285	100.00%	<div><div></div></div>	133	145	7	0	0
Overvotes	0			0	0	0	0	0
Undervotes	121			58	62	1	0	0
Contest Totals	406			191	207	8	0	0

Summary Results Report
May 1st, 2021 City/School General and Special
Elections
May 1st, 2021

Final Results
SOVC
Collin County

048

Trustee, Place 8 Collin County Community College

Vote For 1

	TOTAL	VOTE %		Election Day	Early Voting	Ballot By Mail	Provision al Ballots	Limited Ballots
Misty Irby	177	62.54%	<div><div></div></div>	73	99	5	0	0
Bob Collins	106	37.46%	<div><div></div></div>	57	47	2	0	0
Total Votes Cast	283	100.00%	<div><div></div></div>	130	146	7	0	0
Overvotes	0			0	0	0	0	0
Undervotes	123			61	61	1	0	0
Contest Totals	406			191	207	8	0	0

Trustee, Place 9 Collin County Community College

Vote For 1

	TOTAL	VOTE %		Election Day	Early Voting	Ballot By Mail	Provision al Ballots	Limited Ballots
Andy Hardin	154	57.04%	<div><div></div></div>	76	76	2	0	0
Jacoby Stewart Sr.	116	42.96%	<div><div></div></div>	49	62	5	0	0
Total Votes Cast	270	100.00%	<div><div></div></div>	125	138	7	0	0
Overvotes	0			0	0	0	0	0
Undervotes	136			66	69	1	0	0
Contest Totals	406			191	207	8	0	0

Summary Results Report
May 1st, 2021 City/School General and Special
Elections
May 1st, 2021

Final Results
SOVC
Collin County

049

Statistics

	TOTAL	Election Day	Early Voting	Ballot By Mail	Provision al Ballots	Limited Ballots
Registered Voters - Total	2,272					
Ballots Cast - Total	590	202	361	26	1	0
Voter Turnout - Total	25.97%					

Councilmember, Place No.2 Plano

Vote For 1

	TOTAL	VOTE %		Election Day	Early Voting	Ballot By Mail	Provision al Ballots	Limited Ballots
Anthony Ricciardelli	310	55.26%	<div><div></div></div>	105	192	12	1	0
Steve Lavine	251	44.74%	<div><div></div></div>	84	154	13	0	0
Total Votes Cast	561	100.00%	<div><div></div></div>	189	346	25	1	0
Overvotes	0			0	0	0	0	0
Undervotes	29			13	15	1	0	0
Contest Totals	590			202	361	26	1	0

Councilmember, Place No.4 Plano

Vote For 1

	TOTAL	VOTE %		Election Day	Early Voting	Ballot By Mail	Provision al Ballots	Limited Ballots
Vidal Quintanilla	34	6.19%	<div><div></div></div>	14	17	3	0	0
Justin Adcock	269	49.00%	<div><div></div></div>	87	174	8	0	0
Kayci Prince	183	33.33%	<div><div></div></div>	56	115	12	0	0
Nassat Parveen	63	11.48%	<div><div></div></div>	32	30	1	0	0
Total Votes Cast	549	100.00%	<div><div></div></div>	189	336	24	0	0
Overvotes	0			0	0	0	0	0
Undervotes	41			13	25	2	1	0
Contest Totals	590			202	361	26	1	0

Councilmember, Place No.6 (Mayor)

Vote For 1

	TOTAL	VOTE %		Election Day	Early Voting	Ballot By Mail	Provision al Ballots	Limited Ballots
Lydia Ortega	28	4.78%	<div><div></div></div>	12	16	0	0	0
Lily Bao	257	43.86%	<div><div></div></div>	82	168	7	0	0
John Muns	301	51.37%	<div><div></div></div>	106	175	19	1	0
Total Votes Cast	586	100.00%	<div><div></div></div>	200	359	26	1	0
Overvotes	0			0	0	0	0	0
Undervotes	4			2	2	0	0	0
Contest Totals	590			202	361	26	1	0

Summary Results Report
May 1st, 2021 City/School General and Special
Elections
May 1st, 2021

Final Results
SOVC
Collin County

049

Councilmember, Place No.8 Plano

Vote For 1

	TOTAL	VOTE %		Election Day	Early Voting	Ballot By Mail	Provision al Ballots	Limited Ballots
Elisa Klein	222	41.65%	<div><div></div></div>	74	139	9	0	0
Rick Smith	311	58.35%	<div><div></div></div>	104	192	14	1	0
Total Votes Cast	533	100.00%	<div><div></div></div>	178	331	23	1	0
Overvotes	0			0	0	0	0	0
Undervotes	57			24	30	3	0	0
Contest Totals	590			202	361	26	1	0

Councilmember, Place No.7 Plano

Vote For 1

	TOTAL	VOTE %		Election Day	Early Voting	Ballot By Mail	Provision al Ballots	Limited Ballots
David M. Smith	78	14.39%	<div><div></div></div>	38	32	7	1	0
Julie Holmer	155	28.60%	<div><div></div></div>	37	110	8	0	0
Sandeep Srivastava	46	8.49%	<div><div></div></div>	20	25	1	0	0
Chris Robertson	205	37.82%	<div><div></div></div>	67	132	6	0	0
Bill Lisle III	58	10.70%	<div><div></div></div>	22	33	3	0	0
Total Votes Cast	542	100.00%	<div><div></div></div>	184	332	25	1	0
Overvotes	0			0	0	0	0	0
Undervotes	48			18	29	1	0	0
Contest Totals	590			202	361	26	1	0

Proposition A City of Plano

Vote For 1

	TOTAL	VOTE %		Election Day	Early Voting	Ballot By Mail	Provision al Ballots	Limited Ballots
For	443	77.72%	<div><div></div></div>	149	274	19	1	0
Against	127	22.28%	<div><div></div></div>	46	75	6	0	0
Total Votes Cast	570	100.00%	<div><div></div></div>	195	349	25	1	0
Overvotes	0			0	0	0	0	0
Undervotes	20			7	12	1	0	0
Contest Totals	590			202	361	26	1	0

Proposition B City of Plano

Vote For 1

	TOTAL	VOTE %		Election Day	Early Voting	Ballot By Mail	Provision al Ballots	Limited Ballots
For	386	68.20%	<div><div></div></div>	131	238	16	1	0
Against	180	31.80%	<div><div></div></div>	62	109	9	0	0
Total Votes Cast	566	100.00%	<div><div></div></div>	193	347	25	1	0
Overvotes	0			0	0	0	0	0
Undervotes	24			9	14	1	0	0
Contest Totals	590			202	361	26	1	0

Summary Results Report
May 1st, 2021 City/School General and Special
Elections
May 1st, 2021

Final Results
SOVC
Collin County

049

Proposition C City of Plano

Vote For 1

	TOTAL	VOTE %		Election Day	Early Voting	Ballot By Mail	Provision al Ballots	Limited Ballots
For	298	54.08%	<div><div></div></div>	107	178	12	1	0
Against	253	45.92%	<div><div></div></div>	82	160	11	0	0
Total Votes Cast	551	100.00%	<div><div></div></div>	189	338	23	1	0
Overvotes	0			0	0	0	0	0
Undervotes	39			13	23	3	0	0
Contest Totals	590			202	361	26	1	0

Proposition D City of Plano

Vote For 1

	TOTAL	VOTE %		Election Day	Early Voting	Ballot By Mail	Provision al Ballots	Limited Ballots
For	395	70.92%	<div><div></div></div>	139	238	17	1	0
Against	162	29.08%	<div><div></div></div>	52	103	7	0	0
Total Votes Cast	557	100.00%	<div><div></div></div>	191	341	24	1	0
Overvotes	0			0	0	0	0	0
Undervotes	33			11	20	2	0	0
Contest Totals	590			202	361	26	1	0

Proposition E City of Plano

Vote For 1

	TOTAL	VOTE %		Election Day	Early Voting	Ballot By Mail	Provision al Ballots	Limited Ballots
For	346	63.02%	<div><div></div></div>	121	211	13	1	0
Against	203	36.98%	<div><div></div></div>	69	123	11	0	0
Total Votes Cast	549	100.00%	<div><div></div></div>	190	334	24	1	0
Overvotes	0			0	0	0	0	0
Undervotes	41			12	27	2	0	0
Contest Totals	590			202	361	26	1	0

Proposition F City of Plano

Vote For 1

	TOTAL	VOTE %		Election Day	Early Voting	Ballot By Mail	Provision al Ballots	Limited Ballots
For	402	72.17%	<div><div></div></div>	134	247	20	1	0
Against	155	27.83%	<div><div></div></div>	57	93	5	0	0
Total Votes Cast	557	100.00%	<div><div></div></div>	191	340	25	1	0
Overvotes	0			0	0	0	0	0
Undervotes	33			11	21	1	0	0
Contest Totals	590			202	361	26	1	0

Summary Results Report
May 1st, 2021 City/School General and Special
Elections
May 1st, 2021

Final Results
SOVC
Collin County

049

Trustee, Place 1 Plano

Vote For 1

	TOTAL	VOTE %		Election Day	Early Voting	Ballot By Mail	Provision al Ballots	Limited Ballots
Lauren Tyra	291	57.97%	<div><div></div></div>	87	187	16	1	0
Shafik Ben Guesmia	12	2.39%	<div><div></div></div>	4	7	1	0	0
Semida Voicu	199	39.64%	<div><div></div></div>	77	118	4	0	0
Total Votes Cast	502	100.00%	<div><div></div></div>	168	312	21	1	0
Overvotes	0			0	0	0	0	0
Undervotes	88			34	49	5	0	0
Contest Totals	590			202	361	26	1	0

Trustee, Place 2 Plano

Vote For 1

	TOTAL	VOTE %		Election Day	Early Voting	Ballot By Mail	Provision al Ballots	Limited Ballots
Dayna Oscherwitz	194	38.88%	<div><div></div></div>	66	119	9	0	0
Ajikwaga Felli	22	4.41%	<div><div></div></div>	8	13	1	0	0
Angela Powell	283	56.71%	<div><div></div></div>	94	176	12	1	0
Total Votes Cast	499	100.00%	<div><div></div></div>	168	308	22	1	0
Overvotes	0			0	0	0	0	0
Undervotes	91			34	53	4	0	0
Contest Totals	590			202	361	26	1	0

Trustee, Place 3 Plano

Vote For 1

	TOTAL	VOTE %		Election Day	Early Voting	Ballot By Mail	Provision al Ballots	Limited Ballots
Nancy C. Humphrey	301	62.71%	<div><div></div></div>	97	185	18	1	0
Lynn Walling	179	37.29%	<div><div></div></div>	63	112	4	0	0
Total Votes Cast	480	100.00%	<div><div></div></div>	160	297	22	1	0
Overvotes	0			0	0	0	0	0
Undervotes	110			42	64	4	0	0
Contest Totals	590			202	361	26	1	0

Trustee, Place 6 Plano

Vote For 1

	TOTAL	VOTE %		Election Day	Early Voting	Ballot By Mail	Provision al Ballots	Limited Ballots
Marilyn Loughray	225	45.36%	<div><div></div></div>	76	140	9	0	0
Jeri Chambers	271	54.64%	<div><div></div></div>	93	164	13	1	0
Total Votes Cast	496	100.00%	<div><div></div></div>	169	304	22	1	0
Overvotes	0			0	0	0	0	0
Undervotes	94			33	57	4	0	0
Contest Totals	590			202	361	26	1	0

Summary Results Report
May 1st, 2021 City/School General and Special
Elections
May 1st, 2021

Final Results
SOVC
Collin County

049

Trustee, Place 7 Collin County Community College

Vote For 1

	TOTAL	VOTE %		Election Day	Early Voting	Ballot By Mail	Provision al Ballots	Limited Ballots
Jim Orr	251	53.52%	<div><div></div></div>	78	158	14	1	0
Helen Chang	218	46.48%	<div><div></div></div>	80	131	7	0	0
Total Votes Cast	469	100.00%	<div><div></div></div>	158	289	21	1	0
Overvotes	0			0	0	0	0	0
Undervotes	121			44	72	5	0	0
Contest Totals	590			202	361	26	1	0

Trustee, Place 8 Collin County Community College

Vote For 1

	TOTAL	VOTE %		Election Day	Early Voting	Ballot By Mail	Provision al Ballots	Limited Ballots
Misty Irby	213	46.71%	<div><div></div></div>	70	130	13	0	0
Bob Collins	243	53.29%	<div><div></div></div>	79	156	7	1	0
Total Votes Cast	456	100.00%	<div><div></div></div>	149	286	20	1	0
Overvotes	0			0	0	0	0	0
Undervotes	134			53	75	6	0	0
Contest Totals	590			202	361	26	1	0

Trustee, Place 9 Collin County Community College

Vote For 1

	TOTAL	VOTE %		Election Day	Early Voting	Ballot By Mail	Provision al Ballots	Limited Ballots
Andy Hardin	254	57.21%	<div><div></div></div>	81	160	12	1	0
Jacoby Stewart Sr.	190	42.79%	<div><div></div></div>	64	117	9	0	0
Total Votes Cast	444	100.00%	<div><div></div></div>	145	277	21	1	0
Overvotes	0			0	0	0	0	0
Undervotes	146			57	84	5	0	0
Contest Totals	590			202	361	26	1	0

Summary Results Report
May 1st, 2021 City/School General and Special
Elections
May 1st, 2021

Final Results
SOVC
Collin County

050

Statistics

	TOTAL	Election Day	Early Voting	Ballot By Mail	Provision al Ballots	Limited Ballots
Registered Voters - Total	3,121					
Ballots Cast - Total	332	123	192	17	0	0
Voter Turnout - Total	10.64%					

Councilmember, Place No. 1 Allen

Vote For 1

	TOTAL	VOTE %		Election Day	Early Voting	Ballot By Mail	Provision al Ballots	Limited Ballots
Christopher Gaspard	0	0.00%		0	0	0	0	0
Malcom J. Wilkinson	0	0.00%		0	0	0	0	0
Daren Meis	2	100.00%		0	2	0	0	0
Nathan Polsky	0	0.00%		0	0	0	0	0
Andre Hines	0	0.00%		0	0	0	0	0
Dwight Burns	0	0.00%		0	0	0	0	0
Total Votes Cast	2	100.00%		0	2	0	0	0
Overvotes	0			0	0	0	0	0
Undervotes	0			0	0	0	0	0
Contest Totals	2			0	2	0	0	0

Councilmember, Place No. 3 Allen

Vote For 1

	TOTAL	VOTE %		Election Day	Early Voting	Ballot By Mail	Provision al Ballots	Limited Ballots
Joseph Jackson	0	0.00%		0	0	0	0	0
Joey Herald	0	0.00%		0	0	0	0	0
Lauren Doherty	0	0.00%		0	0	0	0	0
Dave Cornette	2	100.00%		0	2	0	0	0
Kenneth Wineburg, Jr.	0	0.00%		0	0	0	0	0
Total Votes Cast	2	100.00%		0	2	0	0	0
Overvotes	0			0	0	0	0	0
Undervotes	0			0	0	0	0	0
Contest Totals	2			0	2	0	0	0

Councilmember, Place No. 5 Allen

Vote For 1

	TOTAL	VOTE %		Election Day	Early Voting	Ballot By Mail	Provision al Ballots	Limited Ballots
Diane Martin	0	0.00%		0	0	0	0	0
Dave Shafer	2	100.00%		0	2	0	0	0
Philip Brewer	0	0.00%		0	0	0	0	0
Edson Mureeba	0	0.00%		0	0	0	0	0
Total Votes Cast	2	100.00%		0	2	0	0	0
Overvotes	0			0	0	0	0	0
Undervotes	0			0	0	0	0	0
Contest Totals	2			0	2	0	0	0

Summary Results Report
May 1st, 2021 City/School General and Special
Elections
May 1st, 2021

Final Results
SOVC
Collin County

050

Councilmember, Place No.2 Plano

Vote For 1

	TOTAL	VOTE %		Election Day	Early Voting	Ballot By Mail	Provision al Ballots	Limited Ballots
Anthony Ricciardelli	120	40.00%	<div><div></div></div>	41	72	7	0	0
Steve Lavine	180	60.00%	<div><div></div></div>	71	103	6	0	0
Total Votes Cast	300	100.00%	<div><div></div></div>	112	175	13	0	0
Overvotes	0			0	0	0	0	0
Undervotes	30			11	15	4	0	0
Contest Totals	330			123	190	17	0	0

Councilmember, Place No.4 Plano

Vote For 1

	TOTAL	VOTE %		Election Day	Early Voting	Ballot By Mail	Provision al Ballots	Limited Ballots
Vidal Quintanilla	25	8.45%	<div><div></div></div>	6	19	0	0	0
Justin Adcock	74	25.00%	<div><div></div></div>	22	46	6	0	0
Kayci Prince	119	40.20%	<div><div></div></div>	41	74	4	0	0
Nassat Parveen	78	26.35%	<div><div></div></div>	40	35	3	0	0
Total Votes Cast	296	100.00%	<div><div></div></div>	109	174	13	0	0
Overvotes	0			0	0	0	0	0
Undervotes	34			14	16	4	0	0
Contest Totals	330			123	190	17	0	0

Councilmember, Place No.6 (Mayor)

Vote For 1

	TOTAL	VOTE %		Election Day	Early Voting	Ballot By Mail	Provision al Ballots	Limited Ballots
Lydia Ortega	26	8.00%	<div><div></div></div>	8	18	0	0	0
Lily Bao	100	30.77%	<div><div></div></div>	31	63	6	0	0
John Muns	199	61.23%	<div><div></div></div>	81	108	10	0	0
Total Votes Cast	325	100.00%	<div><div></div></div>	120	189	16	0	0
Overvotes	0			0	0	0	0	0
Undervotes	5			3	1	1	0	0
Contest Totals	330			123	190	17	0	0

Councilmember, Place No.8 Plano

Vote For 1

	TOTAL	VOTE %		Election Day	Early Voting	Ballot By Mail	Provision al Ballots	Limited Ballots
Elisa Klein	193	64.77%	<div><div></div></div>	79	107	7	0	0
Rick Smith	105	35.23%	<div><div></div></div>	31	67	7	0	0
Total Votes Cast	298	100.00%	<div><div></div></div>	110	174	14	0	0
Overvotes	0			0	0	0	0	0
Undervotes	32			13	16	3	0	0
Contest Totals	330			123	190	17	0	0

Summary Results Report
May 1st, 2021 City/School General and Special
Elections
May 1st, 2021

Final Results
SOVC
Collin County

050

Councilmember, Place No.7 Plano

Vote For 1

	TOTAL	VOTE %		Election Day	Early Voting	Ballot By Mail	Provision al Ballots	Limited Ballots
David M. Smith	60	20.48%	<div><div></div></div>	25	30	5	0	0
Julie Holmer	115	39.25%	<div><div></div></div>	41	72	2	0	0
Sandeep Srivastava	42	14.33%	<div><div></div></div>	14	25	3	0	0
Chris Robertson	59	20.14%	<div><div></div></div>	26	28	5	0	0
Bill Lisle III	17	5.80%	<div><div></div></div>	2	15	0	0	0
Total Votes Cast	293	100.00%	<div><div></div></div>	108	170	15	0	0
Overvotes	0			0	0	0	0	0
Undervotes	37			15	20	2	0	0
Contest Totals	330			123	190	17	0	0

Proposition A City of Plano

Vote For 1

	TOTAL	VOTE %		Election Day	Early Voting	Ballot By Mail	Provision al Ballots	Limited Ballots
For	248	81.58%	<div><div></div></div>	85	152	11	0	0
Against	56	18.42%	<div><div></div></div>	28	24	4	0	0
Total Votes Cast	304	100.00%	<div><div></div></div>	113	176	15	0	0
Overvotes	0			0	0	0	0	0
Undervotes	26			10	14	2	0	0
Contest Totals	330			123	190	17	0	0

Proposition B City of Plano

Vote For 1

	TOTAL	VOTE %		Election Day	Early Voting	Ballot By Mail	Provision al Ballots	Limited Ballots
For	236	77.12%	<div><div></div></div>	86	139	11	0	0
Against	70	22.88%	<div><div></div></div>	28	38	4	0	0
Total Votes Cast	306	100.00%	<div><div></div></div>	114	177	15	0	0
Overvotes	0			0	0	0	0	0
Undervotes	24			9	13	2	0	0
Contest Totals	330			123	190	17	0	0

Proposition C City of Plano

Vote For 1

	TOTAL	VOTE %		Election Day	Early Voting	Ballot By Mail	Provision al Ballots	Limited Ballots
For	166	55.70%	<div><div></div></div>	69	88	9	0	0
Against	132	44.30%	<div><div></div></div>	43	84	5	0	0
Total Votes Cast	298	100.00%	<div><div></div></div>	112	172	14	0	0
Overvotes	0			0	0	0	0	0
Undervotes	32			11	18	3	0	0
Contest Totals	330			123	190	17	0	0

Summary Results Report
May 1st, 2021 City/School General and Special
Elections
May 1st, 2021

Final Results
SOVC
Collin County

050

Proposition D City of Plano

Vote For 1

	TOTAL	VOTE %		Election Day	Early Voting	Ballot By Mail	Provision al Ballots	Limited Ballots
For	228	76.25%	<div><div></div></div>	82	135	11	0	0
Against	71	23.75%	<div><div></div></div>	29	38	4	0	0
Total Votes Cast	299	100.00%	<div><div></div></div>	111	173	15	0	0
Overvotes	0			0	0	0	0	0
Undervotes	31			12	17	2	0	0
Contest Totals	330			123	190	17	0	0

Proposition E City of Plano

Vote For 1

	TOTAL	VOTE %		Election Day	Early Voting	Ballot By Mail	Provision al Ballots	Limited Ballots
For	198	67.35%	<div><div></div></div>	66	121	11	0	0
Against	96	32.65%	<div><div></div></div>	44	48	4	0	0
Total Votes Cast	294	100.00%	<div><div></div></div>	110	169	15	0	0
Overvotes	0			0	0	0	0	0
Undervotes	36			13	21	2	0	0
Contest Totals	330			123	190	17	0	0

Proposition F City of Plano

Vote For 1

	TOTAL	VOTE %		Election Day	Early Voting	Ballot By Mail	Provision al Ballots	Limited Ballots
For	245	80.86%	<div><div></div></div>	90	142	13	0	0
Against	58	19.14%	<div><div></div></div>	24	32	2	0	0
Total Votes Cast	303	100.00%	<div><div></div></div>	114	174	15	0	0
Overvotes	0			0	0	0	0	0
Undervotes	27			9	16	2	0	0
Contest Totals	330			123	190	17	0	0

School District Board of Trustees, Place 1 Allen

Vote For 1

	TOTAL	VOTE %		Election Day	Early Voting	Ballot By Mail	Provision al Ballots	Limited Ballots
Jorge J. Torres	0	0.00%	<div><div></div></div>	0	0	0	0	0
Sarah Mitchell	2	100.00%	<div><div></div></div>	0	2	0	0	0
Total Votes Cast	2	100.00%	<div><div></div></div>	0	2	0	0	0
Overvotes	0			0	0	0	0	0
Undervotes	0			0	0	0	0	0
Contest Totals	2			0	2	0	0	0

Summary Results Report
May 1st, 2021 City/School General and Special
Elections
May 1st, 2021

Final Results
SOVC
Collin County

050

School District Board of Trustees, Place 2 Allen

Vote For 1

	TOTAL	VOTE %		Election Day	Early Voting	Ballot By Mail	Provision al Ballots	Limited Ballots
David W. Noll	2	100.00%	<div><div></div></div>	0	2	0	0	0
Stacey Greer	0	0.00%	<div><div></div></div>	0	0	0	0	0
Total Votes Cast	2	100.00%	<div><div></div></div>	0	2	0	0	0
Overvotes	0			0	0	0	0	0
Undervotes	0			0	0	0	0	0
Contest Totals	2			0	2	0	0	0

School District Board of Trustees, Place 3 Allen

Vote For 1

	TOTAL	VOTE %		Election Day	Early Voting	Ballot By Mail	Provision al Ballots	Limited Ballots
Kevin Cameron	2	100.00%	<div><div></div></div>	0	2	0	0	0
Deepak Kaithakkapuzha	0	0.00%	<div><div></div></div>	0	0	0	0	0
Total Votes Cast	2	100.00%	<div><div></div></div>	0	2	0	0	0
Overvotes	0			0	0	0	0	0
Undervotes	0			0	0	0	0	0
Contest Totals	2			0	2	0	0	0

Proposition A Allen ISD

Vote For 1

	TOTAL	VOTE %		Election Day	Early Voting	Ballot By Mail	Provision al Ballots	Limited Ballots
For	2	100.00%	<div><div></div></div>	0	2	0	0	0
Against	0	0.00%	<div><div></div></div>	0	0	0	0	0
Total Votes Cast	2	100.00%	<div><div></div></div>	0	2	0	0	0
Overvotes	0			0	0	0	0	0
Undervotes	0			0	0	0	0	0
Contest Totals	2			0	2	0	0	0

Trustee, Place 1 Plano

Vote For 1

	TOTAL	VOTE %		Election Day	Early Voting	Ballot By Mail	Provision al Ballots	Limited Ballots
Lauren Tyra	185	69.81%	<div><div></div></div>	67	109	9	0	0
Shafik Ben Guesmia	25	9.43%	<div><div></div></div>	9	16	0	0	0
Semida Voicu	55	20.75%	<div><div></div></div>	27	27	1	0	0
Total Votes Cast	265	100.00%	<div><div></div></div>	103	152	10	0	0
Overvotes	0			0	0	0	0	0
Undervotes	65			20	38	7	0	0
Contest Totals	330			123	190	17	0	0

Summary Results Report
May 1st, 2021 City/School General and Special
Elections
May 1st, 2021

Final Results
SOVC
Collin County

050

Trustee, Place 2 Plano

Vote For 1

	TOTAL	VOTE %		Election Day	Early Voting	Ballot By Mail	Provision al Ballots	Limited Ballots
Dayna Oscherwitz	141	53.61%	<div><div></div></div>	62	73	6	0	0
Ajikwaga Felli	16	6.08%	<div><div></div></div>	6	9	1	0	0
Angela Powell	106	40.30%	<div><div></div></div>	33	70	3	0	0
Total Votes Cast	263	100.00%	<div><div></div></div>	101	152	10	0	0
Overvotes	0			0	0	0	0	0
Undervotes	67			22	38	7	0	0
Contest Totals	330			123	190	17	0	0

Trustee, Place 3 Plano

Vote For 1

	TOTAL	VOTE %		Election Day	Early Voting	Ballot By Mail	Provision al Ballots	Limited Ballots
Nancy C. Humphrey	186	73.23%	<div><div></div></div>	70	110	6	0	0
Lynn Walling	68	26.77%	<div><div></div></div>	28	39	1	0	0
Total Votes Cast	254	100.00%	<div><div></div></div>	98	149	7	0	0
Overvotes	0			0	0	0	0	0
Undervotes	76			25	41	10	0	0
Contest Totals	330			123	190	17	0	0

Trustee, Place 6 Plano

Vote For 1

	TOTAL	VOTE %		Election Day	Early Voting	Ballot By Mail	Provision al Ballots	Limited Ballots
Marilyn Loughray	94	38.37%	<div><div></div></div>	37	55	2	0	0
Jeri Chambers	151	61.63%	<div><div></div></div>	61	85	5	0	0
Total Votes Cast	245	100.00%	<div><div></div></div>	98	140	7	0	0
Overvotes	0			0	0	0	0	0
Undervotes	85			25	50	10	0	0
Contest Totals	330			123	190	17	0	0

Trustee, Place 7 Collin County Community College

Vote For 1

	TOTAL	VOTE %		Election Day	Early Voting	Ballot By Mail	Provision al Ballots	Limited Ballots
Jim Orr	79	30.38%	<div><div></div></div>	30	46	3	0	0
Helen Chang	181	69.62%	<div><div></div></div>	71	104	6	0	0
Total Votes Cast	260	100.00%	<div><div></div></div>	101	150	9	0	0
Overvotes	0			0	0	0	0	0
Undervotes	72			22	42	8	0	0
Contest Totals	332			123	192	17	0	0

Summary Results Report
May 1st, 2021 City/School General and Special
Elections
May 1st, 2021

Final Results
SOVC
Collin County

050

Trustee, Place 8 Collin County Community College

Vote For 1

	TOTAL	VOTE %		Election Day	Early Voting	Ballot By Mail	Provision al Ballots	Limited Ballots
Misty Irby	168	65.62%	<div><div></div></div>	66	97	5	0	0
Bob Collins	88	34.38%	<div><div></div></div>	34	52	2	0	0
Total Votes Cast	256	100.00%	<div><div></div></div>	100	149	7	0	0
Overvotes	0			0	0	0	0	0
Undervotes	76			23	43	10	0	0
Contest Totals	332			123	192	17	0	0

Trustee, Place 9 Collin County Community College

Vote For 1

	TOTAL	VOTE %		Election Day	Early Voting	Ballot By Mail	Provision al Ballots	Limited Ballots
Andy Hardin	104	42.80%	<div><div></div></div>	43	60	1	0	0
Jacoby Stewart Sr.	139	57.20%	<div><div></div></div>	54	80	5	0	0
Total Votes Cast	243	100.00%	<div><div></div></div>	97	140	6	0	0
Overvotes	0			0	0	0	0	0
Undervotes	89			26	52	11	0	0
Contest Totals	332			123	192	17	0	0

Summary Results Report
May 1st, 2021 City/School General and Special
Elections
May 1st, 2021

Final Results
SOVC
Collin County

051

Statistics

	TOTAL	Election Day	Early Voting	Ballot By Mail	Provision al Ballots	Limited Ballots
Registered Voters - Total	1,641					
Ballots Cast - Total	178	72	97	9	0	0
Voter Turnout - Total	10.85%					

Councilmember, Place No.2 Plano

Vote For 1

	TOTAL	VOTE %		Election Day	Early Voting	Ballot By Mail	Provision al Ballots	Limited Ballots
Anthony Ricciardelli	73	45.06%	<div><div></div></div>	27	43	3	0	0
Steve Lavine	89	54.94%	<div><div></div></div>	36	47	6	0	0
Total Votes Cast	162	100.00%	<div><div></div></div>	63	90	9	0	0
Overvotes	0			0	0	0	0	0
Undervotes	16			9	7	0	0	0
Contest Totals	178			72	97	9	0	0

Councilmember, Place No.4 Plano

Vote For 1

	TOTAL	VOTE %		Election Day	Early Voting	Ballot By Mail	Provision al Ballots	Limited Ballots
Vidal Quintanilla	23	14.56%	<div><div></div></div>	8	12	3	0	0
Justin Adcock	56	35.44%	<div><div></div></div>	22	32	2	0	0
Kayci Prince	51	32.28%	<div><div></div></div>	20	29	2	0	0
Nassat Parveen	28	17.72%	<div><div></div></div>	12	14	2	0	0
Total Votes Cast	158	100.00%	<div><div></div></div>	62	87	9	0	0
Overvotes	0			0	0	0	0	0
Undervotes	20			10	10	0	0	0
Contest Totals	178			72	97	9	0	0

Councilmember, Place No.6 (Mayor)

Vote For 1

	TOTAL	VOTE %		Election Day	Early Voting	Ballot By Mail	Provision al Ballots	Limited Ballots
Lydia Ortega	16	9.04%	<div><div></div></div>	7	9	0	0	0
Lily Bao	60	33.90%	<div><div></div></div>	19	36	5	0	0
John Muns	101	57.06%	<div><div></div></div>	46	51	4	0	0
Total Votes Cast	177	100.00%	<div><div></div></div>	72	96	9	0	0
Overvotes	0			0	0	0	0	0
Undervotes	1			0	1	0	0	0
Contest Totals	178			72	97	9	0	0

Summary Results Report
May 1st, 2021 City/School General and Special
Elections
May 1st, 2021

Final Results
SOVC
Collin County

051

Councilmember, Place No.8 Plano

Vote For 1

	TOTAL	VOTE %		Election Day	Early Voting	Ballot By Mail	Provision al Ballots	Limited Ballots
Elisa Klein	82	53.95%	<div><div></div></div>	33	45	4	0	0
Rick Smith	70	46.05%	<div><div></div></div>	27	38	5	0	0
Total Votes Cast	152	100.00%	<div><div></div></div>	60	83	9	0	0
Overvotes	0			0	0	0	0	0
Undervotes	26			12	14	0	0	0
Contest Totals	178			72	97	9	0	0

Councilmember, Place No.7 Plano

Vote For 1

	TOTAL	VOTE %		Election Day	Early Voting	Ballot By Mail	Provision al Ballots	Limited Ballots
David M. Smith	26	16.46%	<div><div></div></div>	9	15	2	0	0
Julie Holmer	49	31.01%	<div><div></div></div>	20	24	5	0	0
Sandeep Srivastava	24	15.19%	<div><div></div></div>	10	14	0	0	0
Chris Robertson	43	27.22%	<div><div></div></div>	17	24	2	0	0
Bill Lisle III	16	10.13%	<div><div></div></div>	7	9	0	0	0
Total Votes Cast	158	100.00%	<div><div></div></div>	63	86	9	0	0
Overvotes	0			0	0	0	0	0
Undervotes	20			9	11	0	0	0
Contest Totals	178			72	97	9	0	0

Proposition A City of Plano

Vote For 1

	TOTAL	VOTE %		Election Day	Early Voting	Ballot By Mail	Provision al Ballots	Limited Ballots
For	122	72.19%	<div><div></div></div>	42	71	9	0	0
Against	47	27.81%	<div><div></div></div>	24	23	0	0	0
Total Votes Cast	169	100.00%	<div><div></div></div>	66	94	9	0	0
Overvotes	0			0	0	0	0	0
Undervotes	9			6	3	0	0	0
Contest Totals	178			72	97	9	0	0

Proposition B City of Plano

Vote For 1

	TOTAL	VOTE %		Election Day	Early Voting	Ballot By Mail	Provision al Ballots	Limited Ballots
For	117	69.64%	<div><div></div></div>	46	64	7	0	0
Against	51	30.36%	<div><div></div></div>	20	29	2	0	0
Total Votes Cast	168	100.00%	<div><div></div></div>	66	93	9	0	0
Overvotes	0			0	0	0	0	0
Undervotes	10			6	4	0	0	0
Contest Totals	178			72	97	9	0	0

Summary Results Report
May 1st, 2021 City/School General and Special
Elections
May 1st, 2021

Final Results
SOVC
Collin County

051

Proposition C City of Plano

Vote For 1

	TOTAL	VOTE %		Election Day	Early Voting	Ballot By Mail	Provision al Ballots	Limited Ballots
For	75	45.18%	<div><div></div></div>	28	41	6	0	0
Against	91	54.82%	<div><div></div></div>	41	47	3	0	0
Total Votes Cast	166	100.00%	<div><div></div></div>	69	88	9	0	0
Overvotes	0			0	0	0	0	0
Undervotes	12			3	9	0	0	0
Contest Totals	178			72	97	9	0	0

Proposition D City of Plano

Vote For 1

	TOTAL	VOTE %		Election Day	Early Voting	Ballot By Mail	Provision al Ballots	Limited Ballots
For	119	71.26%	<div><div></div></div>	45	65	9	0	0
Against	48	28.74%	<div><div></div></div>	23	25	0	0	0
Total Votes Cast	167	100.00%	<div><div></div></div>	68	90	9	0	0
Overvotes	0			0	0	0	0	0
Undervotes	11			4	7	0	0	0
Contest Totals	178			72	97	9	0	0

Proposition E City of Plano

Vote For 1

	TOTAL	VOTE %		Election Day	Early Voting	Ballot By Mail	Provision al Ballots	Limited Ballots
For	93	56.71%	<div><div></div></div>	33	51	9	0	0
Against	71	43.29%	<div><div></div></div>	34	37	0	0	0
Total Votes Cast	164	100.00%	<div><div></div></div>	67	88	9	0	0
Overvotes	0			0	0	0	0	0
Undervotes	14			5	9	0	0	0
Contest Totals	178			72	97	9	0	0

Proposition F City of Plano

Vote For 1

	TOTAL	VOTE %		Election Day	Early Voting	Ballot By Mail	Provision al Ballots	Limited Ballots
For	116	69.88%	<div><div></div></div>	46	63	7	0	0
Against	50	30.12%	<div><div></div></div>	22	26	2	0	0
Total Votes Cast	166	100.00%	<div><div></div></div>	68	89	9	0	0
Overvotes	0			0	0	0	0	0
Undervotes	12			4	8	0	0	0
Contest Totals	178			72	97	9	0	0

Summary Results Report
May 1st, 2021 City/School General and Special
Elections
May 1st, 2021

Final Results
SOVC
Collin County

051

Trustee, Place 1 Plano

Vote For 1

	TOTAL	VOTE %		Election Day	Early Voting	Ballot By Mail	Provision al Ballots	Limited Ballots
Lauren Tyra	102	70.34%	<div><div></div></div>	42	55	5	0	0
Shafik Ben Guesmia	4	2.76%	<div><div></div></div>	1	3	0	0	0
Semida Voicu	39	26.90%	<div><div></div></div>	13	22	4	0	0
Total Votes Cast	145	100.00%	<div><div></div></div>	56	80	9	0	0
Overvotes	0			0	0	0	0	0
Undervotes	33			16	17	0	0	0
Contest Totals	178			72	97	9	0	0

Trustee, Place 2 Plano

Vote For 1

	TOTAL	VOTE %		Election Day	Early Voting	Ballot By Mail	Provision al Ballots	Limited Ballots
Dayna Oscherwitz	59	40.14%	<div><div></div></div>	22	32	5	0	0
Ajikwaga Felli	8	5.44%	<div><div></div></div>	3	3	2	0	0
Angela Powell	80	54.42%	<div><div></div></div>	33	45	2	0	0
Total Votes Cast	147	100.00%	<div><div></div></div>	58	80	9	0	0
Overvotes	0			0	0	0	0	0
Undervotes	31			14	17	0	0	0
Contest Totals	178			72	97	9	0	0

Trustee, Place 3 Plano

Vote For 1

	TOTAL	VOTE %		Election Day	Early Voting	Ballot By Mail	Provision al Ballots	Limited Ballots
Nancy C. Humphrey	82	61.19%	<div><div></div></div>	34	42	6	0	0
Lynn Walling	52	38.81%	<div><div></div></div>	21	28	3	0	0
Total Votes Cast	134	100.00%	<div><div></div></div>	55	70	9	0	0
Overvotes	0			0	0	0	0	0
Undervotes	44			17	27	0	0	0
Contest Totals	178			72	97	9	0	0

Trustee, Place 6 Plano

Vote For 1

	TOTAL	VOTE %		Election Day	Early Voting	Ballot By Mail	Provision al Ballots	Limited Ballots
Marilyn Loughray	59	42.45%	<div><div></div></div>	20	34	5	0	0
Jeri Chambers	80	57.55%	<div><div></div></div>	36	40	4	0	0
Total Votes Cast	139	100.00%	<div><div></div></div>	56	74	9	0	0
Overvotes	0			0	0	0	0	0
Undervotes	39			16	23	0	0	0
Contest Totals	178			72	97	9	0	0

Summary Results Report
May 1st, 2021 City/School General and Special
Elections
May 1st, 2021

Final Results
SOVC
Collin County

051

Trustee, Place 7 Collin County Community College

Vote For 1

	TOTAL	VOTE %		Election Day	Early Voting	Ballot By Mail	Provision al Ballots	Limited Ballots
Jim Orr	59	42.45%	<div><div></div></div>	24	31	4	0	0
Helen Chang	80	57.55%	<div><div></div></div>	33	43	4	0	0
Total Votes Cast	139	100.00%	<div><div></div></div>	57	74	8	0	0
Overvotes	0			0	0	0	0	0
Undervotes	39			15	23	1	0	0
Contest Totals	178			72	97	9	0	0

Trustee, Place 8 Collin County Community College

Vote For 1

	TOTAL	VOTE %		Election Day	Early Voting	Ballot By Mail	Provision al Ballots	Limited Ballots
Misty Irby	75	55.97%	<div><div></div></div>	32	39	4	0	0
Bob Collins	59	44.03%	<div><div></div></div>	23	32	4	0	0
Total Votes Cast	134	100.00%	<div><div></div></div>	55	71	8	0	0
Overvotes	0			0	0	0	0	0
Undervotes	44			17	26	1	0	0
Contest Totals	178			72	97	9	0	0

Trustee, Place 9 Collin County Community College

Vote For 1

	TOTAL	VOTE %		Election Day	Early Voting	Ballot By Mail	Provision al Ballots	Limited Ballots
Andy Hardin	76	55.88%	<div><div></div></div>	30	40	6	0	0
Jacoby Stewart Sr.	60	44.12%	<div><div></div></div>	27	31	2	0	0
Total Votes Cast	136	100.00%	<div><div></div></div>	57	71	8	0	0
Overvotes	0			0	0	0	0	0
Undervotes	42			15	26	1	0	0
Contest Totals	178			72	97	9	0	0

Summary Results Report
May 1st, 2021 City/School General and Special
Elections
May 1st, 2021

Final Results
SOVC
Collin County

052

Statistics

	TOTAL	Election Day	Early Voting	Ballot By Mail	Provision al Ballots	Limited Ballots
Registered Voters - Total	4,082					
Ballots Cast - Total	532	235	287	10	0	0
Voter Turnout - Total	13.03%					

Councilmember, Place No.2 Plano

Vote For 1

	TOTAL	VOTE %		Election Day	Early Voting	Ballot By Mail	Provision al Ballots	Limited Ballots
Anthony Ricciardelli	190	39.09%	<div><div></div></div>	94	94	2	0	0
Steve Lavine	296	60.91%	<div><div></div></div>	125	165	6	0	0
Total Votes Cast	486	100.00%	<div><div></div></div>	219	259	8	0	0
Overvotes	0			0	0	0	0	0
Undervotes	46			16	28	2	0	0
Contest Totals	532			235	287	10	0	0

Councilmember, Place No.4 Plano

Vote For 1

	TOTAL	VOTE %		Election Day	Early Voting	Ballot By Mail	Provision al Ballots	Limited Ballots
Vidal Quintanilla	20	4.18%	<div><div></div></div>	8	12	0	0	0
Justin Adcock	119	24.84%	<div><div></div></div>	48	70	1	0	0
Kayci Prince	116	24.22%	<div><div></div></div>	44	68	4	0	0
Nassat Parveen	224	46.76%	<div><div></div></div>	112	109	3	0	0
Total Votes Cast	479	100.00%	<div><div></div></div>	212	259	8	0	0
Overvotes	0			0	0	0	0	0
Undervotes	53			23	28	2	0	0
Contest Totals	532			235	287	10	0	0

Councilmember, Place No.6 (Mayor)

Vote For 1

	TOTAL	VOTE %		Election Day	Early Voting	Ballot By Mail	Provision al Ballots	Limited Ballots
Lydia Ortega	15	2.88%	<div><div></div></div>	5	10	0	0	0
Lily Bao	166	31.92%	<div><div></div></div>	79	85	2	0	0
John Muns	339	65.19%	<div><div></div></div>	145	186	8	0	0
Total Votes Cast	520	100.00%	<div><div></div></div>	229	281	10	0	0
Overvotes	0			0	0	0	0	0
Undervotes	12			6	6	0	0	0
Contest Totals	532			235	287	10	0	0

Summary Results Report
May 1st, 2021 City/School General and Special
Elections
May 1st, 2021

Final Results
SOVC
Collin County

052

Councilmember, Place No.8 Plano

Vote For 1

	TOTAL	VOTE %		Election Day	Early Voting	Ballot By Mail	Provision al Ballots	Limited Ballots
Elisa Klein	293	63.56%	<div><div></div></div>	134	153	6	0	0
Rick Smith	168	36.44%	<div><div></div></div>	75	92	1	0	0
Total Votes Cast	461	100.00%	<div><div></div></div>	209	245	7	0	0
Overvotes	0			0	0	0	0	0
Undervotes	71			26	42	3	0	0
Contest Totals	532			235	287	10	0	0

Councilmember, Place No.7 Plano

Vote For 1

	TOTAL	VOTE %		Election Day	Early Voting	Ballot By Mail	Provision al Ballots	Limited Ballots
David M. Smith	176	36.59%	<div><div></div></div>	77	97	2	0	0
Julie Holmer	132	27.44%	<div><div></div></div>	54	74	4	0	0
Sandeep Srivastava	61	12.68%	<div><div></div></div>	31	30	0	0	0
Chris Robertson	94	19.54%	<div><div></div></div>	46	47	1	0	0
Bill Lisle III	18	3.74%	<div><div></div></div>	6	12	0	0	0
Total Votes Cast	481	100.00%	<div><div></div></div>	214	260	7	0	0
Overvotes	0			0	0	0	0	0
Undervotes	51			21	27	3	0	0
Contest Totals	532			235	287	10	0	0

Proposition A City of Plano

Vote For 1

	TOTAL	VOTE %		Election Day	Early Voting	Ballot By Mail	Provision al Ballots	Limited Ballots
For	344	72.12%	<div><div></div></div>	144	194	6	0	0
Against	133	27.88%	<div><div></div></div>	65	64	4	0	0
Total Votes Cast	477	100.00%	<div><div></div></div>	209	258	10	0	0
Overvotes	0			0	0	0	0	0
Undervotes	55			26	29	0	0	0
Contest Totals	532			235	287	10	0	0

Proposition B City of Plano

Vote For 1

	TOTAL	VOTE %		Election Day	Early Voting	Ballot By Mail	Provision al Ballots	Limited Ballots
For	308	64.84%	<div><div></div></div>	134	167	7	0	0
Against	167	35.16%	<div><div></div></div>	75	89	3	0	0
Total Votes Cast	475	100.00%	<div><div></div></div>	209	256	10	0	0
Overvotes	0			0	0	0	0	0
Undervotes	57			26	31	0	0	0
Contest Totals	532			235	287	10	0	0

Summary Results Report
May 1st, 2021 City/School General and Special
Elections
May 1st, 2021

Final Results
SOVC
Collin County

052

Proposition C City of Plano

Vote For 1

	TOTAL	VOTE %		Election Day	Early Voting	Ballot By Mail	Provision al Ballots	Limited Ballots
For	225	48.08%	<div><div></div></div>	106	115	4	0	0
Against	243	51.92%	<div><div></div></div>	98	140	5	0	0
Total Votes Cast	468	100.00%	<div><div></div></div>	204	255	9	0	0
Overvotes	0			0	0	0	0	0
Undervotes	64			31	32	1	0	0
Contest Totals	532			235	287	10	0	0

Proposition D City of Plano

Vote For 1

	TOTAL	VOTE %		Election Day	Early Voting	Ballot By Mail	Provision al Ballots	Limited Ballots
For	312	66.10%	<div><div></div></div>	133	173	6	0	0
Against	160	33.90%	<div><div></div></div>	71	85	4	0	0
Total Votes Cast	472	100.00%	<div><div></div></div>	204	258	10	0	0
Overvotes	0			0	0	0	0	0
Undervotes	60			31	29	0	0	0
Contest Totals	532			235	287	10	0	0

Proposition E City of Plano

Vote For 1

	TOTAL	VOTE %		Election Day	Early Voting	Ballot By Mail	Provision al Ballots	Limited Ballots
For	257	54.91%	<div><div></div></div>	113	140	4	0	0
Against	211	45.09%	<div><div></div></div>	91	115	5	0	0
Total Votes Cast	468	100.00%	<div><div></div></div>	204	255	9	0	0
Overvotes	0			0	0	0	0	0
Undervotes	64			31	32	1	0	0
Contest Totals	532			235	287	10	0	0

Proposition F City of Plano

Vote For 1

	TOTAL	VOTE %		Election Day	Early Voting	Ballot By Mail	Provision al Ballots	Limited Ballots
For	338	71.01%	<div><div></div></div>	148	183	7	0	0
Against	138	28.99%	<div><div></div></div>	58	77	3	0	0
Total Votes Cast	476	100.00%	<div><div></div></div>	206	260	10	0	0
Overvotes	0			0	0	0	0	0
Undervotes	56			29	27	0	0	0
Contest Totals	532			235	287	10	0	0

Summary Results Report
May 1st, 2021 City/School General and Special
Elections
May 1st, 2021

Final Results
SOVC
Collin County

052

Trustee, Place 1 Plano

Vote For 1

	TOTAL	VOTE %		Election Day	Early Voting	Ballot By Mail	Provision al Ballots	Limited Ballots
Lauren Tyra	304	70.37%	<div><div></div></div>	129	169	6	0	0
Shafik Ben Guesmia	43	9.95%	<div><div></div></div>	16	27	0	0	0
Semida Voicu	85	19.68%	<div><div></div></div>	44	40	1	0	0
Total Votes Cast	432	100.00%	<div><div></div></div>	189	236	7	0	0
Overvotes	0			0	0	0	0	0
Undervotes	100			46	51	3	0	0
Contest Totals	532			235	287	10	0	0

Trustee, Place 2 Plano

Vote For 1

	TOTAL	VOTE %		Election Day	Early Voting	Ballot By Mail	Provision al Ballots	Limited Ballots
Dayna Oscherwitz	234	55.19%	<div><div></div></div>	101	128	5	0	0
Ajikwaga Felli	27	6.37%	<div><div></div></div>	12	15	0	0	0
Angela Powell	163	38.44%	<div><div></div></div>	72	89	2	0	0
Total Votes Cast	424	100.00%	<div><div></div></div>	185	232	7	0	0
Overvotes	0			0	0	0	0	0
Undervotes	108			50	55	3	0	0
Contest Totals	532			235	287	10	0	0

Trustee, Place 3 Plano

Vote For 1

	TOTAL	VOTE %		Election Day	Early Voting	Ballot By Mail	Provision al Ballots	Limited Ballots
Nancy C. Humphrey	295	72.66%	<div><div></div></div>	127	162	6	0	0
Lynn Walling	111	27.34%	<div><div></div></div>	55	55	1	0	0
Total Votes Cast	406	100.00%	<div><div></div></div>	182	217	7	0	0
Overvotes	0			0	0	0	0	0
Undervotes	126			53	70	3	0	0
Contest Totals	532			235	287	10	0	0

Trustee, Place 6 Plano

Vote For 1

	TOTAL	VOTE %		Election Day	Early Voting	Ballot By Mail	Provision al Ballots	Limited Ballots
Marilyn Loughray	135	33.17%	<div><div></div></div>	54	78	3	0	0
Jeri Chambers	272	66.83%	<div><div></div></div>	122	146	4	0	0
Total Votes Cast	407	100.00%	<div><div></div></div>	176	224	7	0	0
Overvotes	0			0	0	0	0	0
Undervotes	125			59	63	3	0	0
Contest Totals	532			235	287	10	0	0

Summary Results Report
May 1st, 2021 City/School General and Special
Elections
May 1st, 2021

Final Results
SOVC
Collin County

052

Trustee, Place 7 Collin County Community College

Vote For 1

	TOTAL	VOTE %		Election Day	Early Voting	Ballot By Mail	Provision al Ballots	Limited Ballots
Jim Orr	137	32.46%	<div><div></div></div>	53	82	2	0	0
Helen Chang	285	67.54%	<div><div></div></div>	131	149	5	0	0
Total Votes Cast	422	100.00%	<div><div></div></div>	184	231	7	0	0
Overvotes	0			0	0	0	0	0
Undervotes	110			51	56	3	0	0
Contest Totals	532			235	287	10	0	0

Trustee, Place 8 Collin County Community College

Vote For 1

	TOTAL	VOTE %		Election Day	Early Voting	Ballot By Mail	Provision al Ballots	Limited Ballots
Misty Irby	260	63.11%	<div><div></div></div>	114	141	5	0	0
Bob Collins	152	36.89%	<div><div></div></div>	64	86	2	0	0
Total Votes Cast	412	100.00%	<div><div></div></div>	178	227	7	0	0
Overvotes	0			0	0	0	0	0
Undervotes	120			57	60	3	0	0
Contest Totals	532			235	287	10	0	0

Trustee, Place 9 Collin County Community College

Vote For 1

	TOTAL	VOTE %		Election Day	Early Voting	Ballot By Mail	Provision al Ballots	Limited Ballots
Andy Hardin	167	40.53%	<div><div></div></div>	73	92	2	0	0
Jacoby Stewart Sr.	245	59.47%	<div><div></div></div>	106	134	5	0	0
Total Votes Cast	412	100.00%	<div><div></div></div>	179	226	7	0	0
Overvotes	0			0	0	0	0	0
Undervotes	120			56	61	3	0	0
Contest Totals	532			235	287	10	0	0

Summary Results Report
May 1st, 2021 City/School General and Special
Elections
May 1st, 2021

Final Results
SOVC
Collin County

053

Statistics

	TOTAL	Election Day	Early Voting	Ballot By Mail	Provision al Ballots	Limited Ballots
Registered Voters - Total	2,180					
Ballots Cast - Total	580	199	350	30	1	0
Voter Turnout - Total	26.61%					

Councilmember, Place No.2 Plano

Vote For 1

	TOTAL	VOTE %		Election Day	Early Voting	Ballot By Mail	Provision al Ballots	Limited Ballots
Anthony Ricciardelli	292	52.33%	<div><div></div></div>	107	169	15	1	0
Steve Lavine	266	47.67%	<div><div></div></div>	85	166	15	0	0
Total Votes Cast	558	100.00%	<div><div></div></div>	192	335	30	1	0
Overvotes	0			0	0	0	0	0
Undervotes	22			7	15	0	0	0
Contest Totals	580			199	350	30	1	0

Councilmember, Place No.4 Plano

Vote For 1

	TOTAL	VOTE %		Election Day	Early Voting	Ballot By Mail	Provision al Ballots	Limited Ballots
Vidal Quintanilla	17	3.07%	<div><div></div></div>	7	9	1	0	0
Justin Adcock	248	44.77%	<div><div></div></div>	88	144	15	1	0
Kayci Prince	222	40.07%	<div><div></div></div>	72	140	10	0	0
Nassat Parveen	67	12.09%	<div><div></div></div>	24	40	3	0	0
Total Votes Cast	554	100.00%	<div><div></div></div>	191	333	29	1	0
Overvotes	0			0	0	0	0	0
Undervotes	26			8	17	1	0	0
Contest Totals	580			199	350	30	1	0

Councilmember, Place No.6 (Mayor)

Vote For 1

	TOTAL	VOTE %		Election Day	Early Voting	Ballot By Mail	Provision al Ballots	Limited Ballots
Lydia Ortega	22	3.81%	<div><div></div></div>	9	12	1	0	0
Lily Bao	261	45.23%	<div><div></div></div>	96	152	13	0	0
John Muns	294	50.95%	<div><div></div></div>	92	185	16	1	0
Total Votes Cast	577	100.00%	<div><div></div></div>	197	349	30	1	0
Overvotes	0			0	0	0	0	0
Undervotes	3			2	1	0	0	0
Contest Totals	580			199	350	30	1	0

Summary Results Report
May 1st, 2021 City/School General and Special
Elections
May 1st, 2021

Final Results
SOVC
Collin County

053

Councilmember, Place No.8 Plano

Vote For 1

	TOTAL	VOTE %		Election Day	Early Voting	Ballot By Mail	Provision al Ballots	Limited Ballots
Elisa Klein	251	46.40%	<div><div></div></div>	82	158	11	0	0
Rick Smith	290	53.60%	<div><div></div></div>	104	166	19	1	0
Total Votes Cast	541	100.00%	<div><div></div></div>	186	324	30	1	0
Overvotes	0			0	0	0	0	0
Undervotes	39			13	26	0	0	0
Contest Totals	580			199	350	30	1	0

Councilmember, Place No.7 Plano

Vote For 1

	TOTAL	VOTE %		Election Day	Early Voting	Ballot By Mail	Provision al Ballots	Limited Ballots
David M. Smith	65	11.73%	<div><div></div></div>	23	39	3	0	0
Julie Holmer	174	31.41%	<div><div></div></div>	60	105	9	0	0
Sandeep Srivastava	67	12.09%	<div><div></div></div>	27	40	0	0	0
Chris Robertson	182	32.85%	<div><div></div></div>	62	106	13	1	0
Bill Lisle III	66	11.91%	<div><div></div></div>	18	43	5	0	0
Total Votes Cast	554	100.00%	<div><div></div></div>	190	333	30	1	0
Overvotes	0			0	0	0	0	0
Undervotes	26			9	17	0	0	0
Contest Totals	580			199	350	30	1	0

Proposition A City of Plano

Vote For 1

	TOTAL	VOTE %		Election Day	Early Voting	Ballot By Mail	Provision al Ballots	Limited Ballots
For	442	79.21%	<div><div></div></div>	151	264	26	1	0
Against	116	20.79%	<div><div></div></div>	42	70	4	0	0
Total Votes Cast	558	100.00%	<div><div></div></div>	193	334	30	1	0
Overvotes	0			0	0	0	0	0
Undervotes	22			6	16	0	0	0
Contest Totals	580			199	350	30	1	0

Proposition B City of Plano

Vote For 1

	TOTAL	VOTE %		Election Day	Early Voting	Ballot By Mail	Provision al Ballots	Limited Ballots
For	373	67.21%	<div><div></div></div>	138	216	18	1	0
Against	182	32.79%	<div><div></div></div>	55	116	11	0	0
Total Votes Cast	555	100.00%	<div><div></div></div>	193	332	29	1	0
Overvotes	0			0	0	0	0	0
Undervotes	25			6	18	1	0	0
Contest Totals	580			199	350	30	1	0

Summary Results Report
May 1st, 2021 City/School General and Special
Elections
May 1st, 2021

Final Results
SOVC
Collin County

053

Proposition C City of Plano

Vote For 1

	TOTAL	VOTE %		Election Day	Early Voting	Ballot By Mail	Provision al Ballots	Limited Ballots
For	270	49.72%	<div><div></div></div>	96	160	13	1	0
Against	273	50.28%	<div><div></div></div>	88	169	16	0	0
Total Votes Cast	543	100.00%	<div><div></div></div>	184	329	29	1	0
Overvotes	0			0	0	0	0	0
Undervotes	37			15	21	1	0	0
Contest Totals	580			199	350	30	1	0

Proposition D City of Plano

Vote For 1

	TOTAL	VOTE %		Election Day	Early Voting	Ballot By Mail	Provision al Ballots	Limited Ballots
For	382	70.35%	<div><div></div></div>	132	230	19	1	0
Against	161	29.65%	<div><div></div></div>	54	98	9	0	0
Total Votes Cast	543	100.00%	<div><div></div></div>	186	328	28	1	0
Overvotes	0			0	0	0	0	0
Undervotes	37			13	22	2	0	0
Contest Totals	580			199	350	30	1	0

Proposition E City of Plano

Vote For 1

	TOTAL	VOTE %		Election Day	Early Voting	Ballot By Mail	Provision al Ballots	Limited Ballots
For	313	57.75%	<div><div></div></div>	114	182	16	1	0
Against	229	42.25%	<div><div></div></div>	72	144	13	0	0
Total Votes Cast	542	100.00%	<div><div></div></div>	186	326	29	1	0
Overvotes	0			0	0	0	0	0
Undervotes	38			13	24	1	0	0
Contest Totals	580			199	350	30	1	0

Proposition F City of Plano

Vote For 1

	TOTAL	VOTE %		Election Day	Early Voting	Ballot By Mail	Provision al Ballots	Limited Ballots
For	382	69.84%	<div><div></div></div>	141	218	22	1	0
Against	165	30.16%	<div><div></div></div>	48	110	7	0	0
Total Votes Cast	547	100.00%	<div><div></div></div>	189	328	29	1	0
Overvotes	0			0	0	0	0	0
Undervotes	33			10	22	1	0	0
Contest Totals	580			199	350	30	1	0

Summary Results Report
May 1st, 2021 City/School General and Special
Elections
May 1st, 2021

Final Results
SOVC
Collin County

053

Trustee, Place 1 Plano

Vote For 1

	TOTAL	VOTE %		Election Day	Early Voting	Ballot By Mail	Provision al Ballots	Limited Ballots
Lauren Tyra	304	61.04%	<div><div></div></div>	98	188	18	0	0
Shafik Ben Guesmia	17	3.41%	<div><div></div></div>	7	8	2	0	0
Semida Voicu	177	35.54%	<div><div></div></div>	62	104	10	1	0
Total Votes Cast	498	100.00%	<div><div></div></div>	167	300	30	1	0
Overvotes	0			0	0	0	0	0
Undervotes	82			32	50	0	0	0
Contest Totals	580			199	350	30	1	0

Trustee, Place 2 Plano

Vote For 1

	TOTAL	VOTE %		Election Day	Early Voting	Ballot By Mail	Provision al Ballots	Limited Ballots
Dayna Oscherwitz	233	46.88%	<div><div></div></div>	76	146	10	1	0
Ajikwaga Felli	19	3.82%	<div><div></div></div>	7	12	0	0	0
Angela Powell	245	49.30%	<div><div></div></div>	83	142	20	0	0
Total Votes Cast	497	100.00%	<div><div></div></div>	166	300	30	1	0
Overvotes	0			0	0	0	0	0
Undervotes	83			33	50	0	0	0
Contest Totals	580			199	350	30	1	0

Trustee, Place 3 Plano

Vote For 1

	TOTAL	VOTE %		Election Day	Early Voting	Ballot By Mail	Provision al Ballots	Limited Ballots
Nancy C. Humphrey	299	61.65%	<div><div></div></div>	102	180	16	1	0
Lynn Walling	186	38.35%	<div><div></div></div>	63	109	14	0	0
Total Votes Cast	485	100.00%	<div><div></div></div>	165	289	30	1	0
Overvotes	0			0	0	0	0	0
Undervotes	95			34	61	0	0	0
Contest Totals	580			199	350	30	1	0

Trustee, Place 6 Plano

Vote For 1

	TOTAL	VOTE %		Election Day	Early Voting	Ballot By Mail	Provision al Ballots	Limited Ballots
Marilyn Loughray	211	42.45%	<div><div></div></div>	73	126	12	0	0
Jeri Chambers	286	57.55%	<div><div></div></div>	94	174	18	0	0
Total Votes Cast	497	100.00%	<div><div></div></div>	167	300	30	0	0
Overvotes	0			0	0	0	0	0
Undervotes	83			32	50	0	1	0
Contest Totals	580			199	350	30	1	0

Summary Results Report
May 1st, 2021 City/School General and Special
Elections
May 1st, 2021

Final Results
SOVC
Collin County

053

Trustee, Place 7 Collin County Community College

Vote For 1

	TOTAL	VOTE %		Election Day	Early Voting	Ballot By Mail	Provision al Ballots	Limited Ballots
Jim Orr	243	50.73%	<div><div></div></div>	82	141	19	1	0
Helen Chang	236	49.27%	<div><div></div></div>	85	140	11	0	0
Total Votes Cast	479	100.00%	<div><div></div></div>	167	281	30	1	0
Overvotes	0			0	0	0	0	0
Undervotes	101			32	69	0	0	0
Contest Totals	580			199	350	30	1	0

Trustee, Place 8 Collin County Community College

Vote For 1

	TOTAL	VOTE %		Election Day	Early Voting	Ballot By Mail	Provision al Ballots	Limited Ballots
Misty Irby	242	50.42%	<div><div></div></div>	84	146	12	0	0
Bob Collins	238	49.58%	<div><div></div></div>	84	135	18	1	0
Total Votes Cast	480	100.00%	<div><div></div></div>	168	281	30	1	0
Overvotes	0			0	0	0	0	0
Undervotes	100			31	69	0	0	0
Contest Totals	580			199	350	30	1	0

Trustee, Place 9 Collin County Community College

Vote For 1

	TOTAL	VOTE %		Election Day	Early Voting	Ballot By Mail	Provision al Ballots	Limited Ballots
Andy Hardin	260	55.91%	<div><div></div></div>	89	152	18	1	0
Jacoby Stewart Sr.	205	44.09%	<div><div></div></div>	76	117	12	0	0
Total Votes Cast	465	100.00%	<div><div></div></div>	165	269	30	1	0
Overvotes	0			0	0	0	0	0
Undervotes	115			34	81	0	0	0
Contest Totals	580			199	350	30	1	0

Summary Results Report
May 1st, 2021 City/School General and Special
Elections
May 1st, 2021

Final Results
SOVC
Collin County

054

Statistics

	TOTAL	Election Day	Early Voting	Ballot By Mail	Provision al Ballots	Limited Ballots
Registered Voters - Total	3,294					
Ballots Cast - Total	459	171	267	19	2	0
Voter Turnout - Total	13.93%					

Councilmember, Place No.2 Plano

Vote For 1

	TOTAL	VOTE %		Election Day	Early Voting	Ballot By Mail	Provision al Ballots	Limited Ballots
Anthony Ricciardelli	179	42.22%	<div><div></div></div>	58	115	6	0	0
Steve Lavine	245	57.78%	<div><div></div></div>	104	128	11	2	0
Total Votes Cast	424	100.00%	<div><div></div></div>	162	243	17	2	0
Overvotes	0			0	0	0	0	0
Undervotes	35			9	24	2	0	0
Contest Totals	459			171	267	19	2	0

Councilmember, Place No.4 Plano

Vote For 1

	TOTAL	VOTE %		Election Day	Early Voting	Ballot By Mail	Provision al Ballots	Limited Ballots
Vidal Quintanilla	29	6.89%	<div><div></div></div>	13	15	1	0	0
Justin Adcock	152	36.10%	<div><div></div></div>	56	92	4	0	0
Kayci Prince	171	40.62%	<div><div></div></div>	65	95	9	2	0
Nassat Parveen	69	16.39%	<div><div></div></div>	28	39	2	0	0
Total Votes Cast	421	100.00%	<div><div></div></div>	162	241	16	2	0
Overvotes	0			0	0	0	0	0
Undervotes	38			9	26	3	0	0
Contest Totals	459			171	267	19	2	0

Councilmember, Place No.6 (Mayor)

Vote For 1

	TOTAL	VOTE %		Election Day	Early Voting	Ballot By Mail	Provision al Ballots	Limited Ballots
Lydia Ortega	36	8.05%	<div><div></div></div>	12	23	1	0	0
Lily Bao	159	35.57%	<div><div></div></div>	62	91	6	0	0
John Muns	252	56.38%	<div><div></div></div>	95	143	12	2	0
Total Votes Cast	447	100.00%	<div><div></div></div>	169	257	19	2	0
Overvotes	0			0	0	0	0	0
Undervotes	12			2	10	0	0	0
Contest Totals	459			171	267	19	2	0

Summary Results Report
May 1st, 2021 City/School General and Special
Elections
May 1st, 2021

Final Results
SOVC
Collin County

054

Councilmember, Place No.8 Plano

Vote For 1

	TOTAL	VOTE %		Election Day	Early Voting	Ballot By Mail	Provision al Ballots	Limited Ballots
Elisa Klein	229	55.18%	<div><div></div></div>	88	131	9	1	0
Rick Smith	186	44.82%	<div><div></div></div>	69	109	7	1	0
Total Votes Cast	415	100.00%	<div><div></div></div>	157	240	16	2	0
Overvotes	0			0	0	0	0	0
Undervotes	44			14	27	3	0	0
Contest Totals	459			171	267	19	2	0

Councilmember, Place No.7 Plano

Vote For 1

	TOTAL	VOTE %		Election Day	Early Voting	Ballot By Mail	Provision al Ballots	Limited Ballots
David M. Smith	68	16.43%	<div><div></div></div>	21	42	4	1	0
Julie Holmer	177	42.75%	<div><div></div></div>	70	98	8	1	0
Sandeep Srivastava	42	10.14%	<div><div></div></div>	18	22	2	0	0
Chris Robertson	93	22.46%	<div><div></div></div>	35	56	2	0	0
Bill Lisle III	34	8.21%	<div><div></div></div>	16	17	1	0	0
Total Votes Cast	414	100.00%	<div><div></div></div>	160	235	17	2	0
Overvotes	0			0	0	0	0	0
Undervotes	45			11	32	2	0	0
Contest Totals	459			171	267	19	2	0

Proposition A City of Plano

Vote For 1

	TOTAL	VOTE %		Election Day	Early Voting	Ballot By Mail	Provision al Ballots	Limited Ballots
For	320	74.77%	<div><div></div></div>	121	182	16	1	0
Against	108	25.23%	<div><div></div></div>	42	63	2	1	0
Total Votes Cast	428	100.00%	<div><div></div></div>	163	245	18	2	0
Overvotes	0			0	0	0	0	0
Undervotes	31			8	22	1	0	0
Contest Totals	459			171	267	19	2	0

Proposition B City of Plano

Vote For 1

	TOTAL	VOTE %		Election Day	Early Voting	Ballot By Mail	Provision al Ballots	Limited Ballots
For	293	68.46%	<div><div></div></div>	119	162	11	1	0
Against	135	31.54%	<div><div></div></div>	44	83	7	1	0
Total Votes Cast	428	100.00%	<div><div></div></div>	163	245	18	2	0
Overvotes	0			0	0	0	0	0
Undervotes	31			8	22	1	0	0
Contest Totals	459			171	267	19	2	0

Summary Results Report
May 1st, 2021 City/School General and Special
Elections
May 1st, 2021

Final Results
SOVC
Collin County

054

Proposition C City of Plano

Vote For 1

	TOTAL	VOTE %		Election Day	Early Voting	Ballot By Mail	Provision al Ballots	Limited Ballots
For	224	52.96%	<div><div></div></div>	94	121	8	1	0
Against	199	47.04%	<div><div></div></div>	67	121	10	1	0
Total Votes Cast	423	100.00%	<div><div></div></div>	161	242	18	2	0
Overvotes	0			0	0	0	0	0
Undervotes	36			10	25	1	0	0
Contest Totals	459			171	267	19	2	0

Proposition D City of Plano

Vote For 1

	TOTAL	VOTE %		Election Day	Early Voting	Ballot By Mail	Provision al Ballots	Limited Ballots
For	300	70.59%	<div><div></div></div>	122	164	13	1	0
Against	125	29.41%	<div><div></div></div>	41	78	5	1	0
Total Votes Cast	425	100.00%	<div><div></div></div>	163	242	18	2	0
Overvotes	0			0	0	0	0	0
Undervotes	34			8	25	1	0	0
Contest Totals	459			171	267	19	2	0

Proposition E City of Plano

Vote For 1

	TOTAL	VOTE %		Election Day	Early Voting	Ballot By Mail	Provision al Ballots	Limited Ballots
For	264	62.26%	<div><div></div></div>	106	147	10	1	0
Against	160	37.74%	<div><div></div></div>	55	96	8	1	0
Total Votes Cast	424	100.00%	<div><div></div></div>	161	243	18	2	0
Overvotes	0			0	0	0	0	0
Undervotes	35			10	24	1	0	0
Contest Totals	459			171	267	19	2	0

Proposition F City of Plano

Vote For 1

	TOTAL	VOTE %		Election Day	Early Voting	Ballot By Mail	Provision al Ballots	Limited Ballots
For	315	73.94%	<div><div></div></div>	128	174	12	1	0
Against	111	26.06%	<div><div></div></div>	33	71	6	1	0
Total Votes Cast	426	100.00%	<div><div></div></div>	161	245	18	2	0
Overvotes	0			0	0	0	0	0
Undervotes	33			10	22	1	0	0
Contest Totals	459			171	267	19	2	0

Summary Results Report
May 1st, 2021 City/School General and Special
Elections
May 1st, 2021

Final Results
SOVC
Collin County

054

Trustee, Place 1 Plano

Vote For 1

	TOTAL	VOTE %		Election Day	Early Voting	Ballot By Mail	Provision al Ballots	Limited Ballots
Lauren Tyra	267	69.90%	<div><div></div></div>	100	151	14	2	0
Shafik Ben Guesmia	16	4.19%	<div><div></div></div>	10	6	0	0	0
Semida Voicu	99	25.92%	<div><div></div></div>	37	59	3	0	0
Total Votes Cast	382	100.00%	<div><div></div></div>	147	216	17	2	0
Overvotes	0			0	0	0	0	0
Undervotes	77			24	51	2	0	0
Contest Totals	459			171	267	19	2	0

Trustee, Place 2 Plano

Vote For 1

	TOTAL	VOTE %		Election Day	Early Voting	Ballot By Mail	Provision al Ballots	Limited Ballots
Dayna Oscherwitz	190	49.22%	<div><div></div></div>	76	106	6	2	0
Ajikwaga Felli	25	6.48%	<div><div></div></div>	13	12	0	0	0
Angela Powell	171	44.30%	<div><div></div></div>	60	100	11	0	0
Total Votes Cast	386	100.00%	<div><div></div></div>	149	218	17	2	0
Overvotes	0			0	0	0	0	0
Undervotes	73			22	49	2	0	0
Contest Totals	459			171	267	19	2	0

Trustee, Place 3 Plano

Vote For 1

	TOTAL	VOTE %		Election Day	Early Voting	Ballot By Mail	Provision al Ballots	Limited Ballots
Nancy C. Humphrey	250	68.49%	<div><div></div></div>	93	147	9	1	0
Lynn Walling	115	31.51%	<div><div></div></div>	49	58	7	1	0
Total Votes Cast	365	100.00%	<div><div></div></div>	142	205	16	2	0
Overvotes	0			0	0	0	0	0
Undervotes	94			29	62	3	0	0
Contest Totals	459			171	267	19	2	0

Trustee, Place 6 Plano

Vote For 1

	TOTAL	VOTE %		Election Day	Early Voting	Ballot By Mail	Provision al Ballots	Limited Ballots
Marilyn Loughray	126	34.62%	<div><div></div></div>	48	73	4	1	0
Jeri Chambers	238	65.38%	<div><div></div></div>	95	131	11	1	0
Total Votes Cast	364	100.00%	<div><div></div></div>	143	204	15	2	0
Overvotes	0			0	0	0	0	0
Undervotes	95			28	63	4	0	0
Contest Totals	459			171	267	19	2	0

Summary Results Report
May 1st, 2021 City/School General and Special
Elections
May 1st, 2021

Final Results
SOVC
Collin County

054

Trustee, Place 7 Collin County Community College

Vote For 1

	TOTAL	VOTE %		Election Day	Early Voting	Ballot By Mail	Provision al Ballots	Limited Ballots
Jim Orr	157	40.89%	<div><div></div></div>	56	92	9	0	0
Helen Chang	227	59.11%	<div><div></div></div>	94	122	9	2	0
Total Votes Cast	384	100.00%	<div><div></div></div>	150	214	18	2	0
Overvotes	0			0	0	0	0	0
Undervotes	75			21	53	1	0	0
Contest Totals	459			171	267	19	2	0

Trustee, Place 8 Collin County Community College

Vote For 1

	TOTAL	VOTE %		Election Day	Early Voting	Ballot By Mail	Provision al Ballots	Limited Ballots
Misty Irby	236	63.10%	<div><div></div></div>	95	130	9	2	0
Bob Collins	138	36.90%	<div><div></div></div>	53	76	9	0	0
Total Votes Cast	374	100.00%	<div><div></div></div>	148	206	18	2	0
Overvotes	0			0	0	0	0	0
Undervotes	85			23	61	1	0	0
Contest Totals	459			171	267	19	2	0

Trustee, Place 9 Collin County Community College

Vote For 1

	TOTAL	VOTE %		Election Day	Early Voting	Ballot By Mail	Provision al Ballots	Limited Ballots
Andy Hardin	166	44.99%	<div><div></div></div>	53	101	12	0	0
Jacoby Stewart Sr.	203	55.01%	<div><div></div></div>	91	104	6	2	0
Total Votes Cast	369	100.00%	<div><div></div></div>	144	205	18	2	0
Overvotes	0			0	0	0	0	0
Undervotes	90			27	62	1	0	0
Contest Totals	459			171	267	19	2	0

Summary Results Report
May 1st, 2021 City/School General and Special
Elections
May 1st, 2021

Final Results
SOVC
Collin County

055

Statistics

	TOTAL	Election Day	Early Voting	Ballot By Mail	Provision al Ballots	Limited Ballots
Registered Voters - Total	3,412					
Ballots Cast - Total	283	140	137	6	0	0
Voter Turnout - Total	8.29%					

Mayor - Council Member, Place 7 Richardson

Vote For 1

	TOTAL	VOTE %		Election Day	Early Voting	Ballot By Mail	Provision al Ballots	Limited Ballots
Paul Voelker	209	100.00%	<div></div>	97	106	6	0	0
Total Votes Cast	209	100.00%	<div></div>	97	106	6	0	0
Overvotes	0			0	0	0	0	0
Undervotes	74			43	31	0	0	0
Contest Totals	283			140	137	6	0	0

Council Member, Place 1 Richardson

Vote For 1

	TOTAL	VOTE %		Election Day	Early Voting	Ballot By Mail	Provision al Ballots	Limited Ballots
Bob Dubey	188	100.00%	<div></div>	87	95	6	0	0
Total Votes Cast	188	100.00%	<div></div>	87	95	6	0	0
Overvotes	0			0	0	0	0	0
Undervotes	95			53	42	0	0	0
Contest Totals	283			140	137	6	0	0

Council Member, Place 2 Richardson

Vote For 1

	TOTAL	VOTE %		Election Day	Early Voting	Ballot By Mail	Provision al Ballots	Limited Ballots
Jennifer Justice	190	100.00%	<div></div>	89	96	5	0	0
Total Votes Cast	190	100.00%	<div></div>	89	96	5	0	0
Overvotes	0			0	0	0	0	0
Undervotes	93			51	41	1	0	0
Contest Totals	283			140	137	6	0	0

Council Member, Place 3 Richardson

Vote For 1

	TOTAL	VOTE %		Election Day	Early Voting	Ballot By Mail	Provision al Ballots	Limited Ballots
Janet DePuy	196	100.00%	<div></div>	93	97	6	0	0
Total Votes Cast	196	100.00%	<div></div>	93	97	6	0	0
Overvotes	0			0	0	0	0	0
Undervotes	87			47	40	0	0	0
Contest Totals	283			140	137	6	0	0

Summary Results Report
May 1st, 2021 City/School General and Special
Elections
May 1st, 2021

Final Results
SOVC
Collin County

055

Council Member, Place 4 Richardson

Vote For 1

	TOTAL	VOTE %		Election Day	Early Voting	Ballot By Mail	Provision al Ballots	Limited Ballots
Kyle Kepner	159	57.82%	<div><div></div></div>	72	82	5	0	0
Joe Corcoran	116	42.18%	<div><div></div></div>	65	50	1	0	0
Total Votes Cast	275	100.00%	<div><div></div></div>	137	132	6	0	0
Overvotes	0			0	0	0	0	0
Undervotes	8			3	5	0	0	0
Contest Totals	283			140	137	6	0	0

Council Member, Place 5 Richardson

Vote For 1

	TOTAL	VOTE %		Election Day	Early Voting	Ballot By Mail	Provision al Ballots	Limited Ballots
Ken Hutchenrider	188	100.00%	<div><div></div></div>	88	94	6	0	0
Total Votes Cast	188	100.00%	<div><div></div></div>	88	94	6	0	0
Overvotes	0			0	0	0	0	0
Undervotes	95			52	43	0	0	0
Contest Totals	283			140	137	6	0	0

Council Member, Place 6 Richardson

Vote For 1

	TOTAL	VOTE %		Election Day	Early Voting	Ballot By Mail	Provision al Ballots	Limited Ballots
Daniel Burdette	64	24.52%	<div><div></div></div>	27	35	2	0	0
Marilyn Frederick	94	36.02%	<div><div></div></div>	49	42	3	0	0
Arefin Shamsul	103	39.46%	<div><div></div></div>	50	52	1	0	0
Total Votes Cast	261	100.00%	<div><div></div></div>	126	129	6	0	0
Overvotes	0			0	0	0	0	0
Undervotes	22			14	8	0	0	0
Contest Totals	283			140	137	6	0	0

Trustee, Place 1 Plano

Vote For 1

	TOTAL	VOTE %		Election Day	Early Voting	Ballot By Mail	Provision al Ballots	Limited Ballots
Lauren Tyra	155	74.16%	<div><div></div></div>	74	77	4	0	0
Shafik Ben Guesmia	16	7.66%	<div><div></div></div>	7	8	1	0	0
Semida Voicu	38	18.18%	<div><div></div></div>	19	18	1	0	0
Total Votes Cast	209	100.00%	<div><div></div></div>	100	103	6	0	0
Overvotes	0			0	0	0	0	0
Undervotes	74			40	34	0	0	0
Contest Totals	283			140	137	6	0	0

Summary Results Report
May 1st, 2021 City/School General and Special
Elections
May 1st, 2021

Final Results
SOVC
Collin County

055

Trustee, Place 2 Plano

Vote For 1

	TOTAL	VOTE %		Election Day	Early Voting	Ballot By Mail	Provision al Ballots	Limited Ballots
Dayna Oscherwitz	77	37.93%	<div><div></div></div>	41	33	3	0	0
Ajikwaga Felli	20	9.85%	<div><div></div></div>	8	12	0	0	0
Angela Powell	106	52.22%	<div><div></div></div>	51	52	3	0	0
Total Votes Cast	203	100.00%	<div><div></div></div>	100	97	6	0	0
Overvotes	0			0	0	0	0	0
Undervotes	80			40	40	0	0	0
Contest Totals	283			140	137	6	0	0

Trustee, Place 3 Plano

Vote For 1

	TOTAL	VOTE %		Election Day	Early Voting	Ballot By Mail	Provision al Ballots	Limited Ballots
Nancy C. Humphrey	154	74.40%	<div><div></div></div>	79	69	6	0	0
Lynn Walling	53	25.60%	<div><div></div></div>	22	31	0	0	0
Total Votes Cast	207	100.00%	<div><div></div></div>	101	100	6	0	0
Overvotes	0			0	0	0	0	0
Undervotes	76			39	37	0	0	0
Contest Totals	283			140	137	6	0	0

Trustee, Place 6 Plano

Vote For 1

	TOTAL	VOTE %		Election Day	Early Voting	Ballot By Mail	Provision al Ballots	Limited Ballots
Marilyn Loughray	80	39.80%	<div><div></div></div>	40	39	1	0	0
Jeri Chambers	121	60.20%	<div><div></div></div>	59	57	5	0	0
Total Votes Cast	201	100.00%	<div><div></div></div>	99	96	6	0	0
Overvotes	0			0	0	0	0	0
Undervotes	82			41	41	0	0	0
Contest Totals	283			140	137	6	0	0

Trustee, Place 7 Collin County Community College

Vote For 1

	TOTAL	VOTE %		Election Day	Early Voting	Ballot By Mail	Provision al Ballots	Limited Ballots
Jim Orr	94	45.85%	<div><div></div></div>	47	44	3	0	0
Helen Chang	111	54.15%	<div><div></div></div>	54	54	3	0	0
Total Votes Cast	205	100.00%	<div><div></div></div>	101	98	6	0	0
Overvotes	0			0	0	0	0	0
Undervotes	78			39	39	0	0	0
Contest Totals	283			140	137	6	0	0

Summary Results Report
May 1st, 2021 City/School General and Special
Elections
May 1st, 2021

Final Results
SOVC
Collin County

055

Trustee, Place 8 Collin County Community College

Vote For 1

	TOTAL	VOTE %		Election Day	Early Voting	Ballot By Mail	Provision al Ballots	Limited Ballots
Misty Irby	112	56.85%	<div><div></div></div>	64	46	2	0	0
Bob Collins	85	43.15%	<div><div></div></div>	35	46	4	0	0
Total Votes Cast	197	100.00%	<div><div></div></div>	99	92	6	0	0
Overvotes	0			0	0	0	0	0
Undervotes	86			41	45	0	0	0
Contest Totals	283			140	137	6	0	0

Trustee, Place 9 Collin County Community College

Vote For 1

	TOTAL	VOTE %		Election Day	Early Voting	Ballot By Mail	Provision al Ballots	Limited Ballots
Andy Hardin	109	57.07%	<div><div></div></div>	47	58	4	0	0
Jacoby Stewart Sr.	82	42.93%	<div><div></div></div>	47	34	1	0	0
Total Votes Cast	191	100.00%	<div><div></div></div>	94	92	5	0	0
Overvotes	1			0	0	1	0	0
Undervotes	91			46	45	0	0	0
Contest Totals	283			140	137	6	0	0

Summary Results Report
May 1st, 2021 City/School General and Special
Elections
May 1st, 2021

Final Results
SOVC
Collin County

056

Statistics

	TOTAL	Election Day	Early Voting	Ballot By Mail	Provision al Ballots	Limited Ballots
Registered Voters - Total	3,089					
Ballots Cast - Total	250	95	153	2	0	0
Voter Turnout - Total	8.09%					

Councilmember, Place 2 Wylie

Vote For 1

	TOTAL	VOTE %		Election Day	Early Voting	Ballot By Mail	Provision al Ballots	Limited Ballots
Dave Strang	120	100.00%	<div><div></div></div>	50	69	1	0	0
Total Votes Cast	120	100.00%	<div><div></div></div>	50	69	1	0	0
Overvotes	0			0	0	0	0	0
Undervotes	124			44	79	1	0	0
Contest Totals	244			94	148	2	0	0

Councilmember, Place 4 Wylie

Vote For 1

	TOTAL	VOTE %		Election Day	Early Voting	Ballot By Mail	Provision al Ballots	Limited Ballots
Scott Williams	124	51.03%	<div><div></div></div>	48	76	0	0	0
Raymond Perry	14	5.76%	<div><div></div></div>	7	6	1	0	0
Mary Harris	105	43.21%	<div><div></div></div>	39	65	1	0	0
Total Votes Cast	243	100.00%	<div><div></div></div>	94	147	2	0	0
Overvotes	0			0	0	0	0	0
Undervotes	1			0	1	0	0	0
Contest Totals	244			94	148	2	0	0

Trustee, Place 7 Collin County Community College

Vote For 1

	TOTAL	VOTE %		Election Day	Early Voting	Ballot By Mail	Provision al Ballots	Limited Ballots
Jim Orr	120	53.57%	<div><div></div></div>	44	75	1	0	0
Helen Chang	104	46.43%	<div><div></div></div>	39	64	1	0	0
Total Votes Cast	224	100.00%	<div><div></div></div>	83	139	2	0	0
Overvotes	0			0	0	0	0	0
Undervotes	26			12	14	0	0	0
Contest Totals	250			95	153	2	0	0

Trustee, Place 8 Collin County Community College

Vote For 1

	TOTAL	VOTE %		Election Day	Early Voting	Ballot By Mail	Provision al Ballots	Limited Ballots
Misty Irby	106	47.96%	<div><div></div></div>	40	65	1	0	0
Bob Collins	115	52.04%	<div><div></div></div>	40	74	1	0	0
Total Votes Cast	221	100.00%	<div><div></div></div>	80	139	2	0	0
Overvotes	0			0	0	0	0	0
Undervotes	29			15	14	0	0	0
Contest Totals	250			95	153	2	0	0

Summary Results Report
 May 1st, 2021 City/School General and Special
 Elections
 May 1st, 2021

Final Results
 SOVC
 Collin County

056

Trustee, Place 9 Collin County Community College

Vote For 1

	TOTAL	VOTE %		Election Day	Early Voting	Ballot By Mail	Provision al Ballots	Limited Ballots
Andy Hardin	134	62.04%	<div><div></div></div>	51	81	2	0	0
Jacoby Stewart Sr.	82	37.96%	<div><div></div></div>	30	52	0	0	0
Total Votes Cast	216	100.00%	<div><div></div></div>	81	133	2	0	0
Overvotes	0			0	0	0	0	0
Undervotes	34			14	20	0	0	0
Contest Totals	250			95	153	2	0	0

Summary Results Report
May 1st, 2021 City/School General and Special
Elections
May 1st, 2021

Final Results
SOVC
Collin County

057

Statistics

	TOTAL	Election Day	Early Voting	Ballot By Mail	Provisional Ballots	Limited Ballots
Registered Voters - Total	4,669					
Ballots Cast - Total	1,001	255	728	16	2	0
Voter Turnout - Total	21.44%					

Mayor McKinney

Vote For 1

	TOTAL	VOTE %		Election Day	Early Voting	Ballot By Mail	Provisional Ballots	Limited Ballots
Jimmy R. Stewart	25	2.52%	<div><div></div></div>	11	14	0	0	0
George Fuller	665	67.10%	<div><div></div></div>	148	500	15	2	0
Tom Meredith	301	30.37%	<div><div></div></div>	95	205	1	0	0
Total Votes Cast	991	100.00%	<div><div></div></div>	254	719	16	2	0
Overvotes	0			0	0	0	0	0
Undervotes	10			1	9	0	0	0
Contest Totals	1,001			255	728	16	2	0

Council Member, District No. 3 McKinney District 3

Vote For 1

	TOTAL	VOTE %		Election Day	Early Voting	Ballot By Mail	Provisional Ballots	Limited Ballots
Vicente Torres	445	52.35%	<div><div></div></div>	132	308	5	0	0
Gere' Feltus	405	47.65%	<div><div></div></div>	90	305	9	1	0
Total Votes Cast	850	100.00%	<div><div></div></div>	222	613	14	1	0
Overvotes	0			0	0	0	0	0
Undervotes	151			33	115	2	1	0
Contest Totals	1,001			255	728	16	2	0

City Council At Large McKinney

Vote For 1

	TOTAL	VOTE %		Election Day	Early Voting	Ballot By Mail	Provisional Ballots	Limited Ballots
Brian J. Magnuson	340	39.91%	<div><div></div></div>	106	233	1	0	0
Charlie Philips	512	60.09%	<div><div></div></div>	119	379	12	2	0
Total Votes Cast	852	100.00%	<div><div></div></div>	225	612	13	2	0
Overvotes	1			0	0	1	0	0
Undervotes	148			30	116	2	0	0
Contest Totals	1,001			255	728	16	2	0

School District Board of Trustees, Place 3 McKinney District 3

Vote For 1

	TOTAL	VOTE %		Election Day	Early Voting	Ballot By Mail	Provisional Ballots	Limited Ballots
Kathy Livezey	328	38.05%	<div><div></div></div>	65	255	7	1	0
Erwin Garcia	118	13.69%	<div><div></div></div>	25	90	2	1	0
Chad Green	416	48.26%	<div><div></div></div>	131	278	7	0	0
Total Votes Cast	862	100.00%	<div><div></div></div>	221	623	16	2	0
Overvotes	0			0	0	0	0	0
Undervotes	139			34	105	0	0	0
Contest Totals	1,001			255	728	16	2	0

Summary Results Report
May 1st, 2021 City/School General and Special
Elections
May 1st, 2021

Final Results
SOVC
Collin County

057

School District Board Of Trustees, Place 7 McKinney

Vote For 1

	TOTAL	VOTE %		Election Day	Early Voting	Ballot By Mail	Provision al Ballots	Limited Ballots
Serena Ashcroft	262	29.21%	<div><div></div></div>	83	178	1	0	0
Joy Booth	159	17.73%	<div><div></div></div>	46	106	6	1	0
Harvey Oaxaca	450	50.17%	<div><div></div></div>	77	365	7	1	0
J.B. Franze	26	2.90%	<div><div></div></div>	13	13	0	0	0
Total Votes Cast	897	100.00%	<div><div></div></div>	219	662	14	2	0
Overvotes	0			0	0	0	0	0
Undervotes	104			36	66	2	0	0
Contest Totals	1,001			255	728	16	2	0

Proposition A McKinney ISD

Vote For 1

	TOTAL	VOTE %		Election Day	Early Voting	Ballot By Mail	Provision al Ballots	Limited Ballots
For	736	77.07%	<div><div></div></div>	153	572	9	2	0
Against	219	22.93%	<div><div></div></div>	82	130	7	0	0
Total Votes Cast	955	100.00%	<div><div></div></div>	235	702	16	2	0
Overvotes	0			0	0	0	0	0
Undervotes	46			20	26	0	0	0
Contest Totals	1,001			255	728	16	2	0

Proposition B McKinney ISD

Vote For 1

	TOTAL	VOTE %		Election Day	Early Voting	Ballot By Mail	Provision al Ballots	Limited Ballots
For	618	64.17%	<div><div></div></div>	123	486	8	1	0
Against	345	35.83%	<div><div></div></div>	119	217	8	1	0
Total Votes Cast	963	100.00%	<div><div></div></div>	242	703	16	2	0
Overvotes	0			0	0	0	0	0
Undervotes	38			13	25	0	0	0
Contest Totals	1,001			255	728	16	2	0

Proposition C McKinney ISD

Vote For 1

	TOTAL	VOTE %		Election Day	Early Voting	Ballot By Mail	Provision al Ballots	Limited Ballots
For	557	57.48%	<div><div></div></div>	108	441	7	1	0
Against	412	42.52%	<div><div></div></div>	140	262	9	1	0
Total Votes Cast	969	100.00%	<div><div></div></div>	248	703	16	2	0
Overvotes	0			0	0	0	0	0
Undervotes	32			7	25	0	0	0
Contest Totals	1,001			255	728	16	2	0

Summary Results Report
May 1st, 2021 City/School General and Special
Elections
May 1st, 2021

Final Results
SOVC
Collin County

057

Proposition D McKinney ISD

Vote For 1

	TOTAL	VOTE %		Election Day	Early Voting	Ballot By Mail	Provision al Ballots	Limited Ballots
For	552	57.20%	<div><div></div></div>	111	433	7	1	0
Against	413	42.80%	<div><div></div></div>	135	268	9	1	0
Total Votes Cast	965	100.00%	<div><div></div></div>	246	701	16	2	0
Overvotes	0			0	0	0	0	0
Undervotes	36			9	27	0	0	0
Contest Totals	1,001			255	728	16	2	0

Trustee, Place 7 Collin County Community College

Vote For 1

	TOTAL	VOTE %		Election Day	Early Voting	Ballot By Mail	Provision al Ballots	Limited Ballots
Jim Orr	418	54.57%	<div><div></div></div>	123	291	4	0	0
Helen Chang	348	45.43%	<div><div></div></div>	74	262	11	1	0
Total Votes Cast	766	100.00%	<div><div></div></div>	197	553	15	1	0
Overvotes	0			0	0	0	0	0
Undervotes	235			58	175	1	1	0
Contest Totals	1,001			255	728	16	2	0

Trustee, Place 8 Collin County Community College

Vote For 1

	TOTAL	VOTE %		Election Day	Early Voting	Ballot By Mail	Provision al Ballots	Limited Ballots
Misty Irby	364	49.39%	<div><div></div></div>	77	275	11	1	0
Bob Collins	373	50.61%	<div><div></div></div>	113	256	4	0	0
Total Votes Cast	737	100.00%	<div><div></div></div>	190	531	15	1	0
Overvotes	0			0	0	0	0	0
Undervotes	264			65	197	1	1	0
Contest Totals	1,001			255	728	16	2	0

Trustee, Place 9 Collin County Community College

Vote For 1

	TOTAL	VOTE %		Election Day	Early Voting	Ballot By Mail	Provision al Ballots	Limited Ballots
Andy Hardin	519	68.92%	<div><div></div></div>	137	372	9	1	0
Jacoby Stewart Sr.	234	31.08%	<div><div></div></div>	52	175	6	1	0
Total Votes Cast	753	100.00%	<div><div></div></div>	189	547	15	2	0
Overvotes	0			0	0	0	0	0
Undervotes	248			66	181	1	0	0
Contest Totals	1,001			255	728	16	2	0

Summary Results Report
May 1st, 2021 City/School General and Special
Elections
May 1st, 2021

Final Results
SOVC
Collin County

058

Statistics

	TOTAL	Election Day	Early Voting	Ballot By Mail	Provision al Ballots	Limited Ballots
Registered Voters - Total	3,566					
Ballots Cast - Total	580	210	325	43	2	0
Voter Turnout - Total	16.26%					

Councilmember, Place No.2 Plano

Vote For 1

	TOTAL	VOTE %		Election Day	Early Voting	Ballot By Mail	Provision al Ballots	Limited Ballots
Anthony Ricciardelli	291	53.49%	<div><div></div></div>	91	177	21	2	0
Steve Lavine	253	46.51%	<div><div></div></div>	101	132	20	0	0
Total Votes Cast	544	100.00%	<div><div></div></div>	192	309	41	2	0
Overvotes	0			0	0	0	0	0
Undervotes	36			18	16	2	0	0
Contest Totals	580			210	325	43	2	0

Councilmember, Place No.4 Plano

Vote For 1

	TOTAL	VOTE %		Election Day	Early Voting	Ballot By Mail	Provision al Ballots	Limited Ballots
Vidal Quintanilla	29	5.41%	<div><div></div></div>	12	14	3	0	0
Justin Adcock	236	44.03%	<div><div></div></div>	71	151	12	2	0
Kayci Prince	191	35.63%	<div><div></div></div>	64	102	25	0	0
Nassat Parveen	80	14.93%	<div><div></div></div>	41	38	1	0	0
Total Votes Cast	536	100.00%	<div><div></div></div>	188	305	41	2	0
Overvotes	0			0	0	0	0	0
Undervotes	44			22	20	2	0	0
Contest Totals	580			210	325	43	2	0

Councilmember, Place No.6 (Mayor)

Vote For 1

	TOTAL	VOTE %		Election Day	Early Voting	Ballot By Mail	Provision al Ballots	Limited Ballots
Lydia Ortega	25	4.34%	<div><div></div></div>	13	10	2	0	0
Lily Bao	257	44.62%	<div><div></div></div>	71	170	15	1	0
John Muns	294	51.04%	<div><div></div></div>	124	143	26	1	0
Total Votes Cast	576	100.00%	<div><div></div></div>	208	323	43	2	0
Overvotes	0			0	0	0	0	0
Undervotes	4			2	2	0	0	0
Contest Totals	580			210	325	43	2	0

Summary Results Report
May 1st, 2021 City/School General and Special
Elections
May 1st, 2021

Final Results
SOVC
Collin County

058

Councilmember, Place No.8 Plano

Vote For 1

	TOTAL	VOTE %		Election Day	Early Voting	Ballot By Mail	Provisional Ballots	Limited Ballots
Elisa Klein	242	45.57%	<div><div></div></div>	98	122	22	0	0
Rick Smith	289	54.43%	<div><div></div></div>	89	182	16	2	0
Total Votes Cast	531	100.00%	<div><div></div></div>	187	304	38	2	0
Overvotes	0			0	0	0	0	0
Undervotes	49			23	21	5	0	0
Contest Totals	580			210	325	43	2	0

Councilmember, Place No.7 Plano

Vote For 1

	TOTAL	VOTE %		Election Day	Early Voting	Ballot By Mail	Provisional Ballots	Limited Ballots
David M. Smith	97	18.27%	<div><div></div></div>	45	43	9	0	0
Julie Holmer	175	32.96%	<div><div></div></div>	60	96	19	0	0
Sandeep Srivastava	67	12.62%	<div><div></div></div>	21	42	3	1	0
Chris Robertson	149	28.06%	<div><div></div></div>	51	92	5	1	0
Bill Lisle III	43	8.10%	<div><div></div></div>	11	28	4	0	0
Total Votes Cast	531	100.00%	<div><div></div></div>	188	301	40	2	0
Overvotes	1			0	0	1	0	0
Undervotes	48			22	24	2	0	0
Contest Totals	580			210	325	43	2	0

Proposition A City of Plano

Vote For 1

	TOTAL	VOTE %		Election Day	Early Voting	Ballot By Mail	Provisional Ballots	Limited Ballots
For	415	74.51%	<div><div></div></div>	153	221	39	2	0
Against	142	25.49%	<div><div></div></div>	45	93	4	0	0
Total Votes Cast	557	100.00%	<div><div></div></div>	198	314	43	2	0
Overvotes	0			0	0	0	0	0
Undervotes	23			12	11	0	0	0
Contest Totals	580			210	325	43	2	0

Proposition B City of Plano

Vote For 1

	TOTAL	VOTE %		Election Day	Early Voting	Ballot By Mail	Provisional Ballots	Limited Ballots
For	385	69.75%	<div><div></div></div>	140	211	32	2	0
Against	167	30.25%	<div><div></div></div>	58	101	8	0	0
Total Votes Cast	552	100.00%	<div><div></div></div>	198	312	40	2	0
Overvotes	0			0	0	0	0	0
Undervotes	28			12	13	3	0	0
Contest Totals	580			210	325	43	2	0

Summary Results Report
May 1st, 2021 City/School General and Special
Elections
May 1st, 2021

Final Results
SOVC
Collin County

058

Proposition C City of Plano

Vote For 1

	TOTAL	VOTE %		Election Day	Early Voting	Ballot By Mail	Provision al Ballots	Limited Ballots
For	277	51.11%	<div><div></div></div>	105	152	19	1	0
Against	265	48.89%	<div><div></div></div>	88	156	21	0	0
Total Votes Cast	542	100.00%	<div><div></div></div>	193	308	40	1	0
Overvotes	0			0	0	0	0	0
Undervotes	38			17	17	3	1	0
Contest Totals	580			210	325	43	2	0

Proposition D City of Plano

Vote For 1

	TOTAL	VOTE %		Election Day	Early Voting	Ballot By Mail	Provision al Ballots	Limited Ballots
For	389	70.99%	<div><div></div></div>	149	206	32	2	0
Against	159	29.01%	<div><div></div></div>	46	104	9	0	0
Total Votes Cast	548	100.00%	<div><div></div></div>	195	310	41	2	0
Overvotes	0			0	0	0	0	0
Undervotes	32			15	15	2	0	0
Contest Totals	580			210	325	43	2	0

Proposition E City of Plano

Vote For 1

	TOTAL	VOTE %		Election Day	Early Voting	Ballot By Mail	Provision al Ballots	Limited Ballots
For	315	58.55%	<div><div></div></div>	119	168	27	1	0
Against	223	41.45%	<div><div></div></div>	73	137	13	0	0
Total Votes Cast	538	100.00%	<div><div></div></div>	192	305	40	1	0
Overvotes	0			0	0	0	0	0
Undervotes	42			18	20	3	1	0
Contest Totals	580			210	325	43	2	0

Proposition F City of Plano

Vote For 1

	TOTAL	VOTE %		Election Day	Early Voting	Ballot By Mail	Provision al Ballots	Limited Ballots
For	378	69.36%	<div><div></div></div>	144	200	33	1	0
Against	167	30.64%	<div><div></div></div>	49	109	8	1	0
Total Votes Cast	545	100.00%	<div><div></div></div>	193	309	41	2	0
Overvotes	0			0	0	0	0	0
Undervotes	35			17	16	2	0	0
Contest Totals	580			210	325	43	2	0

Summary Results Report
May 1st, 2021 City/School General and Special
Elections
May 1st, 2021

Final Results
SOVC
Collin County

058

Trustee, Place 1 Plano

Vote For 1

	TOTAL	VOTE %		Election Day	Early Voting	Ballot By Mail	Provision al Ballots	Limited Ballots
Lauren Tyra	294	60.74%	<div><div></div></div>	102	161	31	0	0
Shafik Ben Guesmia	25	5.17%	<div><div></div></div>	12	13	0	0	0
Semida Voicu	165	34.09%	<div><div></div></div>	51	104	9	1	0
Total Votes Cast	484	100.00%	<div><div></div></div>	165	278	40	1	0
Overvotes	1			0	0	1	0	0
Undervotes	95			45	47	2	1	0
Contest Totals	580			210	325	43	2	0

Trustee, Place 2 Plano

Vote For 1

	TOTAL	VOTE %		Election Day	Early Voting	Ballot By Mail	Provision al Ballots	Limited Ballots
Dayna Oscherwitz	205	43.43%	<div><div></div></div>	80	108	17	0	0
Ajkwaga Felli	16	3.39%	<div><div></div></div>	9	7	0	0	0
Angela Powell	251	53.18%	<div><div></div></div>	72	159	19	1	0
Total Votes Cast	472	100.00%	<div><div></div></div>	161	274	36	1	0
Overvotes	2			0	0	2	0	0
Undervotes	106			49	51	5	1	0
Contest Totals	580			210	325	43	2	0

Trustee, Place 3 Plano

Vote For 1

	TOTAL	VOTE %		Election Day	Early Voting	Ballot By Mail	Provision al Ballots	Limited Ballots
Nancy C. Humphrey	266	58.98%	<div><div></div></div>	95	146	25	0	0
Lynn Walling	185	41.02%	<div><div></div></div>	59	113	12	1	0
Total Votes Cast	451	100.00%	<div><div></div></div>	154	259	37	1	0
Overvotes	0			0	0	0	0	0
Undervotes	129			56	66	6	1	0
Contest Totals	580			210	325	43	2	0

Trustee, Place 6 Plano

Vote For 1

	TOTAL	VOTE %		Election Day	Early Voting	Ballot By Mail	Provision al Ballots	Limited Ballots
Marilyn Loughray	197	42.55%	<div><div></div></div>	56	129	11	1	0
Jeri Chambers	266	57.45%	<div><div></div></div>	99	140	26	1	0
Total Votes Cast	463	100.00%	<div><div></div></div>	155	269	37	2	0
Overvotes	0			0	0	0	0	0
Undervotes	117			55	56	6	0	0
Contest Totals	580			210	325	43	2	0

Summary Results Report
May 1st, 2021 City/School General and Special
Elections
May 1st, 2021

Final Results
SOVC
Collin County

058

Trustee, Place 7 Collin County Community College

Vote For 1

	TOTAL	VOTE %		Election Day	Early Voting	Ballot By Mail	Provision al Ballots	Limited Ballots
Jim Orr	223	46.65%	<div><div></div></div>	73	133	16	1	0
Helen Chang	255	53.35%	<div><div></div></div>	92	140	23	0	0
Total Votes Cast	478	100.00%	<div><div></div></div>	165	273	39	1	0
Overvotes	0			0	0	0	0	0
Undervotes	102			45	52	4	1	0
Contest Totals	580			210	325	43	2	0

Trustee, Place 8 Collin County Community College

Vote For 1

	TOTAL	VOTE %		Election Day	Early Voting	Ballot By Mail	Provision al Ballots	Limited Ballots
Misty Irby	223	49.23%	<div><div></div></div>	85	120	18	0	0
Bob Collins	230	50.77%	<div><div></div></div>	66	142	21	1	0
Total Votes Cast	453	100.00%	<div><div></div></div>	151	262	39	1	0
Overvotes	0			0	0	0	0	0
Undervotes	127			59	63	4	1	0
Contest Totals	580			210	325	43	2	0

Trustee, Place 9 Collin County Community College

Vote For 1

	TOTAL	VOTE %		Election Day	Early Voting	Ballot By Mail	Provision al Ballots	Limited Ballots
Andy Hardin	255	56.17%	<div><div></div></div>	78	155	21	1	0
Jacoby Stewart Sr.	199	43.83%	<div><div></div></div>	76	106	17	0	0
Total Votes Cast	454	100.00%	<div><div></div></div>	154	261	38	1	0
Overvotes	0			0	0	0	0	0
Undervotes	126			56	64	5	1	0
Contest Totals	580			210	325	43	2	0

Summary Results Report
May 1st, 2021 City/School General and Special
Elections
May 1st, 2021

Final Results
SOVC
Collin County

059

Statistics

	TOTAL	Election Day	Early Voting	Ballot By Mail	Provisional Ballots	Limited Ballots
Registered Voters - Total	3,915					
Ballots Cast - Total	533	165	351	15	2	0
Voter Turnout - Total	13.61%					

Councilmember, Place No. 1 Allen

Vote For 1

	TOTAL	VOTE %		Election Day	Early Voting	Ballot By Mail	Provisional Ballots	Limited Ballots
Christopher Gaspard	13	2.65%	<div><div></div></div>	2	11	0	0	0
Malcom J. Wilkinson	11	2.24%	<div><div></div></div>	3	8	0	0	0
Daren Meis	288	58.66%	<div><div></div></div>	93	191	4	0	0
Nathan Polsky	14	2.85%	<div><div></div></div>	5	9	0	0	0
Andre Hines	14	2.85%	<div><div></div></div>	4	8	1	1	0
Dwight Burns	151	30.75%	<div><div></div></div>	47	93	10	1	0
Total Votes Cast	491	100.00%	<div><div></div></div>	154	320	15	2	0
Overvotes	0			0	0	0	0	0
Undervotes	42			11	31	0	0	0
Contest Totals	533			165	351	15	2	0

Councilmember, Place No. 3 Allen

Vote For 1

	TOTAL	VOTE %		Election Day	Early Voting	Ballot By Mail	Provisional Ballots	Limited Ballots
Joseph Jackson	13	2.61%	<div><div></div></div>	4	9	0	0	0
Joey Herald	95	19.04%	<div><div></div></div>	27	66	1	1	0
Lauren Doherty	167	33.47%	<div><div></div></div>	53	101	12	1	0
Dave Cornette	220	44.09%	<div><div></div></div>	71	147	2	0	0
Kenneth Wineburg, Jr.	4	0.80%	<div><div></div></div>	1	3	0	0	0
Total Votes Cast	499	100.00%	<div><div></div></div>	156	326	15	2	0
Overvotes	0			0	0	0	0	0
Undervotes	34			9	25	0	0	0
Contest Totals	533			165	351	15	2	0

Councilmember, Place No. 5 Allen

Vote For 1

	TOTAL	VOTE %		Election Day	Early Voting	Ballot By Mail	Provisional Ballots	Limited Ballots
Diane Martin	53	10.95%	<div><div></div></div>	15	36	1	1	0
Dave Shafer	249	51.45%	<div><div></div></div>	85	162	2	0	0
Philip Brewer	166	34.30%	<div><div></div></div>	45	110	10	1	0
Edson Mureeba	16	3.31%	<div><div></div></div>	5	9	2	0	0
Total Votes Cast	484	100.00%	<div><div></div></div>	150	317	15	2	0
Overvotes	0			0	0	0	0	0
Undervotes	49			15	34	0	0	0
Contest Totals	533			165	351	15	2	0

Summary Results Report
May 1st, 2021 City/School General and Special
Elections
May 1st, 2021

Final Results
SOVC
Collin County

059

School District Board of Trustees, Place 1 Allen

Vote For 1

	TOTAL	VOTE %		Election Day	Early Voting	Ballot By Mail	Provision al Ballots	Limited Ballots
Jorge J. Torres	96	19.92%	<div><div></div></div>	34	58	4	0	0
Sarah Mitchell	386	80.08%	<div><div></div></div>	108	265	11	2	0
Total Votes Cast	482	100.00%	<div><div></div></div>	142	323	15	2	0
Overvotes	0			0	0	0	0	0
Undervotes	51			23	28	0	0	0
Contest Totals	533			165	351	15	2	0

School District Board of Trustees, Place 2 Allen

Vote For 1

	TOTAL	VOTE %		Election Day	Early Voting	Ballot By Mail	Provision al Ballots	Limited Ballots
David W. Noll	336	71.79%	<div><div></div></div>	91	233	11	1	0
Stacey Greer	132	28.21%	<div><div></div></div>	45	82	4	1	0
Total Votes Cast	468	100.00%	<div><div></div></div>	136	315	15	2	0
Overvotes	0			0	0	0	0	0
Undervotes	65			29	36	0	0	0
Contest Totals	533			165	351	15	2	0

School District Board of Trustees, Place 3 Allen

Vote For 1

	TOTAL	VOTE %		Election Day	Early Voting	Ballot By Mail	Provision al Ballots	Limited Ballots
Kevin Cameron	396	84.80%	<div><div></div></div>	110	273	11	2	0
Deepak Kaithakkapuzha	71	15.20%	<div><div></div></div>	26	41	4	0	0
Total Votes Cast	467	100.00%	<div><div></div></div>	136	314	15	2	0
Overvotes	0			0	0	0	0	0
Undervotes	66			29	37	0	0	0
Contest Totals	533			165	351	15	2	0

Proposition A Allen ISD

Vote For 1

	TOTAL	VOTE %		Election Day	Early Voting	Ballot By Mail	Provision al Ballots	Limited Ballots
For	464	88.89%	<div><div></div></div>	127	322	13	2	0
Against	58	11.11%	<div><div></div></div>	29	27	2	0	0
Total Votes Cast	522	100.00%	<div><div></div></div>	156	349	15	2	0
Overvotes	0			0	0	0	0	0
Undervotes	11			9	2	0	0	0
Contest Totals	533			165	351	15	2	0

Summary Results Report
May 1st, 2021 City/School General and Special
Elections
May 1st, 2021

Final Results
SOVC
Collin County

059

Trustee, Place 7 Collin County Community College

Vote For 1

	TOTAL	VOTE %		Election Day	Early Voting	Ballot By Mail	Provision al Ballots	Limited Ballots
Jim Orr	293	63.56%	<div><div></div></div>	86	203	3	1	0
Helen Chang	168	36.44%	<div><div></div></div>	54	101	12	1	0
Total Votes Cast	461	100.00%	<div><div></div></div>	140	304	15	2	0
Overvotes	0			0	0	0	0	0
Undervotes	72			25	47	0	0	0
Contest Totals	533			165	351	15	2	0

Trustee, Place 8 Collin County Community College

Vote For 1

	TOTAL	VOTE %		Election Day	Early Voting	Ballot By Mail	Provision al Ballots	Limited Ballots
Misty Irby	176	39.64%	<div><div></div></div>	58	105	11	2	0
Bob Collins	268	60.36%	<div><div></div></div>	77	188	3	0	0
Total Votes Cast	444	100.00%	<div><div></div></div>	135	293	14	2	0
Overvotes	0			0	0	0	0	0
Undervotes	89			30	58	1	0	0
Contest Totals	533			165	351	15	2	0

Trustee, Place 9 Collin County Community College

Vote For 1

	TOTAL	VOTE %		Election Day	Early Voting	Ballot By Mail	Provision al Ballots	Limited Ballots
Andy Hardin	320	73.56%	<div><div></div></div>	96	216	7	1	0
Jacoby Stewart Sr.	115	26.44%	<div><div></div></div>	36	71	7	1	0
Total Votes Cast	435	100.00%	<div><div></div></div>	132	287	14	2	0
Overvotes	0			0	0	0	0	0
Undervotes	98			33	64	1	0	0
Contest Totals	533			165	351	15	2	0

Summary Results Report
May 1st, 2021 City/School General and Special
Elections
May 1st, 2021

Final Results
SOVC
Collin County

060

Statistics

	TOTAL	Election Day	Early Voting	Ballot By Mail	Provisional Ballots	Limited Ballots
Registered Voters - Total	2,727					
Ballots Cast - Total	504	207	294	3	0	0
Voter Turnout - Total	18.48%					

Councilmember-At-Large Parker

Vote For 3

	TOTAL	VOTE %		Election Day	Early Voting	Ballot By Mail	Provisional Ballots	Limited Ballots
Cindy Meyer	274	24.55%	<div><div></div></div>	122	150	2	0	0
Diana M. Abraham	312	27.96%	<div><div></div></div>	130	181	1	0	0
Jim Reed	347	31.09%	<div><div></div></div>	143	203	1	0	0
Ed Standridge	183	16.40%	<div><div></div></div>	67	116	0	0	0
Total Votes Cast	1,116	100.00%	<div><div></div></div>	462	650	4	0	0
Overvotes	0			0	0	0	0	0
Undervotes	396			159	232	5	0	0
Contest Totals	1,512			621	882	9	0	0

School District Board of Trustees, Place 1 Allen

Vote For 1

	TOTAL	VOTE %		Election Day	Early Voting	Ballot By Mail	Provisional Ballots	Limited Ballots
Jorge J. Torres	25	14.04%	<div><div></div></div>	12	12	1	0	0
Sarah Mitchell	153	85.96%	<div><div></div></div>	66	86	1	0	0
Total Votes Cast	178	100.00%	<div><div></div></div>	78	98	2	0	0
Overvotes	0			0	0	0	0	0
Undervotes	45			16	29	0	0	0
Contest Totals	223			94	127	2	0	0

School District Board of Trustees, Place 2 Allen

Vote For 1

	TOTAL	VOTE %		Election Day	Early Voting	Ballot By Mail	Provisional Ballots	Limited Ballots
David W. Noll	107	60.45%	<div><div></div></div>	43	62	2	0	0
Stacey Greer	70	39.55%	<div><div></div></div>	34	36	0	0	0
Total Votes Cast	177	100.00%	<div><div></div></div>	77	98	2	0	0
Overvotes	0			0	0	0	0	0
Undervotes	46			17	29	0	0	0
Contest Totals	223			94	127	2	0	0

School District Board of Trustees, Place 3 Allen

Vote For 1

	TOTAL	VOTE %		Election Day	Early Voting	Ballot By Mail	Provisional Ballots	Limited Ballots
Kevin Cameron	124	72.09%	<div><div></div></div>	46	77	1	0	0
Deepak Kaithakkapuzha	48	27.91%	<div><div></div></div>	29	18	1	0	0
Total Votes Cast	172	100.00%	<div><div></div></div>	75	95	2	0	0
Overvotes	0			0	0	0	0	0
Undervotes	51			19	32	0	0	0
Contest Totals	223			94	127	2	0	0

Summary Results Report
May 1st, 2021 City/School General and Special
Elections
May 1st, 2021

Final Results
SOVC
Collin County

060

Proposition A Allen ISD

Vote For 1

	TOTAL	VOTE %		Election Day	Early Voting	Ballot By Mail	Provision al Ballots	Limited Ballots
For	156	74.64%	<div><div></div></div>	63	92	1	0	0
Against	53	25.36%	<div><div></div></div>	26	26	1	0	0
Total Votes Cast	209	100.00%	<div><div></div></div>	89	118	2	0	0
Overvotes	0			0	0	0	0	0
Undervotes	14			5	9	0	0	0
Contest Totals	223			94	127	2	0	0

Trustee, Place 1 Plano

Vote For 1

	TOTAL	VOTE %		Election Day	Early Voting	Ballot By Mail	Provision al Ballots	Limited Ballots
Lauren Tyra	131	67.18%	<div><div></div></div>	51	80	0	0	0
Shafik Ben Guesmia	10	5.13%	<div><div></div></div>	6	4	0	0	0
Semida Voicu	54	27.69%	<div><div></div></div>	27	26	1	0	0
Total Votes Cast	195	100.00%	<div><div></div></div>	84	110	1	0	0
Overvotes	0			0	0	0	0	0
Undervotes	86			29	57	0	0	0
Contest Totals	281			113	167	1	0	0

Trustee, Place 2 Plano

Vote For 1

	TOTAL	VOTE %		Election Day	Early Voting	Ballot By Mail	Provision al Ballots	Limited Ballots
Dayna Oscherwitz	48	24.00%	<div><div></div></div>	20	28	0	0	0
Ajikwaga Felli	12	6.00%	<div><div></div></div>	6	6	0	0	0
Angela Powell	140	70.00%	<div><div></div></div>	55	84	1	0	0
Total Votes Cast	200	100.00%	<div><div></div></div>	81	118	1	0	0
Overvotes	0			0	0	0	0	0
Undervotes	81			32	49	0	0	0
Contest Totals	281			113	167	1	0	0

Trustee, Place 3 Plano

Vote For 1

	TOTAL	VOTE %		Election Day	Early Voting	Ballot By Mail	Provision al Ballots	Limited Ballots
Nancy C. Humphrey	110	59.46%	<div><div></div></div>	44	66	0	0	0
Lynn Walling	75	40.54%	<div><div></div></div>	32	42	1	0	0
Total Votes Cast	185	100.00%	<div><div></div></div>	76	108	1	0	0
Overvotes	0			0	0	0	0	0
Undervotes	96			37	59	0	0	0
Contest Totals	281			113	167	1	0	0

Summary Results Report
May 1st, 2021 City/School General and Special
Elections
May 1st, 2021

Final Results
SOVC
Collin County

060

Trustee, Place 6 Plano

Vote For 1

	TOTAL	VOTE %		Election Day	Early Voting	Ballot By Mail	Provision al Ballots	Limited Ballots
Marilyn Loughray	87	47.54%	<div><div></div></div>	42	44	1	0	0
Jeri Chambers	96	52.46%	<div><div></div></div>	34	62	0	0	0
Total Votes Cast	183	100.00%	<div><div></div></div>	76	106	1	0	0
Overvotes	0			0	0	0	0	0
Undervotes	98			37	61	0	0	0
Contest Totals	281			113	167	1	0	0

Trustee, Place 7 Collin County Community College

Vote For 1

	TOTAL	VOTE %		Election Day	Early Voting	Ballot By Mail	Provision al Ballots	Limited Ballots
Jim Orr	226	63.84%	<div><div></div></div>	90	134	2	0	0
Helen Chang	128	36.16%	<div><div></div></div>	64	64	0	0	0
Total Votes Cast	354	100.00%	<div><div></div></div>	154	198	2	0	0
Overvotes	0			0	0	0	0	0
Undervotes	150			53	96	1	0	0
Contest Totals	504			207	294	3	0	0

Trustee, Place 8 Collin County Community College

Vote For 1

	TOTAL	VOTE %		Election Day	Early Voting	Ballot By Mail	Provision al Ballots	Limited Ballots
Misty Irby	135	39.71%	<div><div></div></div>	67	67	1	0	0
Bob Collins	205	60.29%	<div><div></div></div>	83	121	1	0	0
Total Votes Cast	340	100.00%	<div><div></div></div>	150	188	2	0	0
Overvotes	0			0	0	0	0	0
Undervotes	164			57	106	1	0	0
Contest Totals	504			207	294	3	0	0

Trustee, Place 9 Collin County Community College

Vote For 1

	TOTAL	VOTE %		Election Day	Early Voting	Ballot By Mail	Provision al Ballots	Limited Ballots
Andy Hardin	246	76.16%	<div><div></div></div>	104	140	2	0	0
Jacoby Stewart Sr.	77	23.84%	<div><div></div></div>	37	40	0	0	0
Total Votes Cast	323	100.00%	<div><div></div></div>	141	180	2	0	0
Overvotes	0			0	0	0	0	0
Undervotes	181			66	114	1	0	0
Contest Totals	504			207	294	3	0	0

Summary Results Report
May 1st, 2021 City/School General and Special
Elections
May 1st, 2021

Final Results
SOVC
Collin County

061

Statistics

	TOTAL	Election Day	Early Voting	Ballot By Mail	Provision al Ballots	Limited Ballots
Registered Voters - Total	1,655					
Ballots Cast - Total	436	135	290	11	0	0
Voter Turnout - Total	26.34%					

Councilmember, Place No.2 Plano

Vote For 1

	TOTAL	VOTE %		Election Day	Early Voting	Ballot By Mail	Provision al Ballots	Limited Ballots
Anthony Ricciardelli	260	61.32%	<div><div></div></div>	86	166	8	0	0
Steve Lavine	164	38.68%	<div><div></div></div>	45	117	2	0	0
Total Votes Cast	424	100.00%	<div><div></div></div>	131	283	10	0	0
Overvotes	0			0	0	0	0	0
Undervotes	12			4	7	1	0	0
Contest Totals	436			135	290	11	0	0

Councilmember, Place No.4 Plano

Vote For 1

	TOTAL	VOTE %		Election Day	Early Voting	Ballot By Mail	Provision al Ballots	Limited Ballots
Vidal Quintanilla	14	3.39%	<div><div></div></div>	7	7	0	0	0
Justin Adcock	227	54.96%	<div><div></div></div>	69	150	8	0	0
Kayci Prince	144	34.87%	<div><div></div></div>	38	103	3	0	0
Nassat Parveen	28	6.78%	<div><div></div></div>	12	16	0	0	0
Total Votes Cast	413	100.00%	<div><div></div></div>	126	276	11	0	0
Overvotes	0			0	0	0	0	0
Undervotes	23			9	14	0	0	0
Contest Totals	436			135	290	11	0	0

Councilmember, Place No.6 (Mayor)

Vote For 1

	TOTAL	VOTE %		Election Day	Early Voting	Ballot By Mail	Provision al Ballots	Limited Ballots
Lydia Ortega	12	2.75%	<div><div></div></div>	5	7	0	0	0
Lily Bao	248	56.88%	<div><div></div></div>	81	163	4	0	0
John Muns	176	40.37%	<div><div></div></div>	49	120	7	0	0
Total Votes Cast	436	100.00%	<div><div></div></div>	135	290	11	0	0
Overvotes	0			0	0	0	0	0
Undervotes	0			0	0	0	0	0
Contest Totals	436			135	290	11	0	0

Summary Results Report
May 1st, 2021 City/School General and Special
Elections
May 1st, 2021

Final Results
SOVC
Collin County

061

Councilmember, Place No.8 Plano

Vote For 1

	TOTAL	VOTE %		Election Day	Early Voting	Ballot By Mail	Provision al Ballots	Limited Ballots
Elisa Klein	156	37.77%	<div><div></div></div>	44	110	2	0	0
Rick Smith	257	62.23%	<div><div></div></div>	83	165	9	0	0
Total Votes Cast	413	100.00%	<div><div></div></div>	127	275	11	0	0
Overvotes	0			0	0	0	0	0
Undervotes	23			8	15	0	0	0
Contest Totals	436			135	290	11	0	0

Councilmember, Place No.7 Plano

Vote For 1

	TOTAL	VOTE %		Election Day	Early Voting	Ballot By Mail	Provision al Ballots	Limited Ballots
David M. Smith	50	12.20%	<div><div></div></div>	18	32	0	0	0
Julie Holmer	114	27.80%	<div><div></div></div>	31	82	1	0	0
Sandeep Srivastava	30	7.32%	<div><div></div></div>	14	15	1	0	0
Chris Robertson	187	45.61%	<div><div></div></div>	61	117	9	0	0
Bill Lisle III	29	7.07%	<div><div></div></div>	5	24	0	0	0
Total Votes Cast	410	100.00%	<div><div></div></div>	129	270	11	0	0
Overvotes	0			0	0	0	0	0
Undervotes	26			6	20	0	0	0
Contest Totals	436			135	290	11	0	0

Proposition A City of Plano

Vote For 1

	TOTAL	VOTE %		Election Day	Early Voting	Ballot By Mail	Provision al Ballots	Limited Ballots
For	319	75.41%	<div><div></div></div>	88	222	9	0	0
Against	104	24.59%	<div><div></div></div>	43	59	2	0	0
Total Votes Cast	423	100.00%	<div><div></div></div>	131	281	11	0	0
Overvotes	0			0	0	0	0	0
Undervotes	13			4	9	0	0	0
Contest Totals	436			135	290	11	0	0

Proposition B City of Plano

Vote For 1

	TOTAL	VOTE %		Election Day	Early Voting	Ballot By Mail	Provision al Ballots	Limited Ballots
For	274	64.62%	<div><div></div></div>	76	191	7	0	0
Against	150	35.38%	<div><div></div></div>	55	92	3	0	0
Total Votes Cast	424	100.00%	<div><div></div></div>	131	283	10	0	0
Overvotes	0			0	0	0	0	0
Undervotes	12			4	7	1	0	0
Contest Totals	436			135	290	11	0	0

Summary Results Report
May 1st, 2021 City/School General and Special
Elections
May 1st, 2021

Final Results
SOVC
Collin County

061

Proposition C City of Plano

Vote For 1

	TOTAL	VOTE %		Election Day	Early Voting	Ballot By Mail	Provision al Ballots	Limited Ballots
For	177	43.17%	<div><div></div></div>	49	121	7	0	0
Against	233	56.83%	<div><div></div></div>	76	154	3	0	0
Total Votes Cast	410	100.00%	<div><div></div></div>	125	275	10	0	0
Overvotes	0			0	0	0	0	0
Undervotes	26			10	15	1	0	0
Contest Totals	436			135	290	11	0	0

Proposition D City of Plano

Vote For 1

	TOTAL	VOTE %		Election Day	Early Voting	Ballot By Mail	Provision al Ballots	Limited Ballots
For	274	66.99%	<div><div></div></div>	75	191	8	0	0
Against	135	33.01%	<div><div></div></div>	50	83	2	0	0
Total Votes Cast	409	100.00%	<div><div></div></div>	125	274	10	0	0
Overvotes	0			0	0	0	0	0
Undervotes	27			10	16	1	0	0
Contest Totals	436			135	290	11	0	0

Proposition E City of Plano

Vote For 1

	TOTAL	VOTE %		Election Day	Early Voting	Ballot By Mail	Provision al Ballots	Limited Ballots
For	218	53.30%	<div><div></div></div>	59	152	7	0	0
Against	191	46.70%	<div><div></div></div>	68	120	3	0	0
Total Votes Cast	409	100.00%	<div><div></div></div>	127	272	10	0	0
Overvotes	0			0	0	0	0	0
Undervotes	27			8	18	1	0	0
Contest Totals	436			135	290	11	0	0

Proposition F City of Plano

Vote For 1

	TOTAL	VOTE %		Election Day	Early Voting	Ballot By Mail	Provision al Ballots	Limited Ballots
For	271	65.62%	<div><div></div></div>	76	187	8	0	0
Against	142	34.38%	<div><div></div></div>	52	88	2	0	0
Total Votes Cast	413	100.00%	<div><div></div></div>	128	275	10	0	0
Overvotes	0			0	0	0	0	0
Undervotes	23			7	15	1	0	0
Contest Totals	436			135	290	11	0	0

Summary Results Report
May 1st, 2021 City/School General and Special
Elections
May 1st, 2021

Final Results
SOVC
Collin County

061

Trustee, Place 1 Plano

Vote For 1

	TOTAL	VOTE %		Election Day	Early Voting	Ballot By Mail	Provision al Ballots	Limited Ballots
Lauren Tyra	197	52.53%	<div><div></div></div>	54	137	6	0	0
Shafik Ben Guesmia	10	2.67%	<div><div></div></div>	5	5	0	0	0
Semida Voicu	168	44.80%	<div><div></div></div>	54	110	4	0	0
Total Votes Cast	375	100.00%	<div><div></div></div>	113	252	10	0	0
Overvotes	0			0	0	0	0	0
Undervotes	61			22	38	1	0	0
Contest Totals	436			135	290	11	0	0

Trustee, Place 2 Plano

Vote For 1

	TOTAL	VOTE %		Election Day	Early Voting	Ballot By Mail	Provision al Ballots	Limited Ballots
Dayna Oscherwitz	131	34.93%	<div><div></div></div>	32	98	1	0	0
Ajikwaga Felli	5	1.33%	<div><div></div></div>	2	3	0	0	0
Angela Powell	239	63.73%	<div><div></div></div>	80	149	10	0	0
Total Votes Cast	375	100.00%	<div><div></div></div>	114	250	11	0	0
Overvotes	0			0	0	0	0	0
Undervotes	61			21	40	0	0	0
Contest Totals	436			135	290	11	0	0

Trustee, Place 3 Plano

Vote For 1

	TOTAL	VOTE %		Election Day	Early Voting	Ballot By Mail	Provision al Ballots	Limited Ballots
Nancy C. Humphrey	189	51.92%	<div><div></div></div>	52	132	5	0	0
Lynn Walling	175	48.08%	<div><div></div></div>	56	113	6	0	0
Total Votes Cast	364	100.00%	<div><div></div></div>	108	245	11	0	0
Overvotes	0			0	0	0	0	0
Undervotes	72			27	45	0	0	0
Contest Totals	436			135	290	11	0	0

Trustee, Place 6 Plano

Vote For 1

	TOTAL	VOTE %		Election Day	Early Voting	Ballot By Mail	Provision al Ballots	Limited Ballots
Marilyn Loughray	189	52.50%	<div><div></div></div>	63	121	5	0	0
Jeri Chambers	171	47.50%	<div><div></div></div>	43	122	6	0	0
Total Votes Cast	360	100.00%	<div><div></div></div>	106	243	11	0	0
Overvotes	0			0	0	0	0	0
Undervotes	76			29	47	0	0	0
Contest Totals	436			135	290	11	0	0

Summary Results Report
May 1st, 2021 City/School General and Special
Elections
May 1st, 2021

Final Results
SOVC
Collin County

061

Trustee, Place 7 Collin County Community College

Vote For 1

	TOTAL	VOTE %		Election Day	Early Voting	Ballot By Mail	Provision al Ballots	Limited Ballots
Jim Orr	216	59.67%	<div><div></div></div>	71	135	10	0	0
Helen Chang	146	40.33%	<div><div></div></div>	47	99	0	0	0
Total Votes Cast	362	100.00%	<div><div></div></div>	118	234	10	0	0
Overvotes	0			0	0	0	0	0
Undervotes	74			17	56	1	0	0
Contest Totals	436			135	290	11	0	0

Trustee, Place 8 Collin County Community College

Vote For 1

	TOTAL	VOTE %		Election Day	Early Voting	Ballot By Mail	Provision al Ballots	Limited Ballots
Misty Irby	152	42.70%	<div><div></div></div>	48	102	2	0	0
Bob Collins	204	57.30%	<div><div></div></div>	69	126	9	0	0
Total Votes Cast	356	100.00%	<div><div></div></div>	117	228	11	0	0
Overvotes	0			0	0	0	0	0
Undervotes	80			18	62	0	0	0
Contest Totals	436			135	290	11	0	0

Trustee, Place 9 Collin County Community College

Vote For 1

	TOTAL	VOTE %		Election Day	Early Voting	Ballot By Mail	Provision al Ballots	Limited Ballots
Andy Hardin	236	67.24%	<div><div></div></div>	79	149	8	0	0
Jacoby Stewart Sr.	115	32.76%	<div><div></div></div>	34	79	2	0	0
Total Votes Cast	351	100.00%	<div><div></div></div>	113	228	10	0	0
Overvotes	0			0	0	0	0	0
Undervotes	85			22	62	1	0	0
Contest Totals	436			135	290	11	0	0

Summary Results Report
May 1st, 2021 City/School General and Special
Elections
May 1st, 2021

Final Results
SOVC
Collin County

062

Statistics

	TOTAL	Election Day	Early Voting	Ballot By Mail	Provision al Ballots	Limited Ballots
Registered Voters - Total	2,510					
Ballots Cast - Total	529	203	309	17	0	0
Voter Turnout - Total	21.08%					

Councilmember, Place No.2 Plano

Vote For 1

	TOTAL	VOTE %		Election Day	Early Voting	Ballot By Mail	Provision al Ballots	Limited Ballots
Anthony Ricciardelli	240	48.10%	<div><div></div></div>	94	139	7	0	0
Steve Lavine	259	51.90%	<div><div></div></div>	95	154	10	0	0
Total Votes Cast	499	100.00%	<div><div></div></div>	189	293	17	0	0
Overvotes	0			0	0	0	0	0
Undervotes	30			14	16	0	0	0
Contest Totals	529			203	309	17	0	0

Councilmember, Place No.4 Plano

Vote For 1

	TOTAL	VOTE %		Election Day	Early Voting	Ballot By Mail	Provision al Ballots	Limited Ballots
Vidal Quintanilla	22	4.44%	<div><div></div></div>	16	6	0	0	0
Justin Adcock	168	33.87%	<div><div></div></div>	55	103	10	0	0
Kayci Prince	229	46.17%	<div><div></div></div>	76	147	6	0	0
Nassat Parveen	77	15.52%	<div><div></div></div>	36	41	0	0	0
Total Votes Cast	496	100.00%	<div><div></div></div>	183	297	16	0	0
Overvotes	0			0	0	0	0	0
Undervotes	33			20	12	1	0	0
Contest Totals	529			203	309	17	0	0

Councilmember, Place No.6 (Mayor)

Vote For 1

	TOTAL	VOTE %		Election Day	Early Voting	Ballot By Mail	Provision al Ballots	Limited Ballots
Lydia Ortega	26	5.02%	<div><div></div></div>	15	10	1	0	0
Lily Bao	184	35.52%	<div><div></div></div>	67	112	5	0	0
John Muns	308	59.46%	<div><div></div></div>	116	181	11	0	0
Total Votes Cast	518	100.00%	<div><div></div></div>	198	303	17	0	0
Overvotes	0			0	0	0	0	0
Undervotes	11			5	6	0	0	0
Contest Totals	529			203	309	17	0	0

Summary Results Report
May 1st, 2021 City/School General and Special
Elections
May 1st, 2021

Final Results
SOVC
Collin County

062

Councilmember, Place No.8 Plano

Vote For 1

	TOTAL	VOTE %		Election Day	Early Voting	Ballot By Mail	Provisional Ballots	Limited Ballots
Elisa Klein	267	54.27%	<div><div></div></div>	104	155	8	0	0
Rick Smith	225	45.73%	<div><div></div></div>	80	137	8	0	0
Total Votes Cast	492	100.00%	<div><div></div></div>	184	292	16	0	0
Overvotes	0			0	0	0	0	0
Undervotes	37			19	17	1	0	0
Contest Totals	529			203	309	17	0	0

Councilmember, Place No.7 Plano

Vote For 1

	TOTAL	VOTE %		Election Day	Early Voting	Ballot By Mail	Provisional Ballots	Limited Ballots
David M. Smith	68	13.55%	<div><div></div></div>	30	35	3	0	0
Julie Holmer	229	45.62%	<div><div></div></div>	85	137	7	0	0
Sandeep Srivastava	35	6.97%	<div><div></div></div>	16	18	1	0	0
Chris Robertson	135	26.89%	<div><div></div></div>	45	88	2	0	0
Bill Lisle III	35	6.97%	<div><div></div></div>	13	18	4	0	0
Total Votes Cast	502	100.00%	<div><div></div></div>	189	296	17	0	0
Overvotes	0			0	0	0	0	0
Undervotes	27			14	13	0	0	0
Contest Totals	529			203	309	17	0	0

Proposition A City of Plano

Vote For 1

	TOTAL	VOTE %		Election Day	Early Voting	Ballot By Mail	Provisional Ballots	Limited Ballots
For	393	76.31%	<div><div></div></div>	140	237	16	0	0
Against	122	23.69%	<div><div></div></div>	58	63	1	0	0
Total Votes Cast	515	100.00%	<div><div></div></div>	198	300	17	0	0
Overvotes	0			0	0	0	0	0
Undervotes	14			5	9	0	0	0
Contest Totals	529			203	309	17	0	0

Proposition B City of Plano

Vote For 1

	TOTAL	VOTE %		Election Day	Early Voting	Ballot By Mail	Provisional Ballots	Limited Ballots
For	376	72.73%	<div><div></div></div>	138	224	14	0	0
Against	141	27.27%	<div><div></div></div>	60	78	3	0	0
Total Votes Cast	517	100.00%	<div><div></div></div>	198	302	17	0	0
Overvotes	0			0	0	0	0	0
Undervotes	12			5	7	0	0	0
Contest Totals	529			203	309	17	0	0

Summary Results Report
May 1st, 2021 City/School General and Special
Elections
May 1st, 2021

Final Results
SOVC
Collin County

062

Proposition C City of Plano

Vote For 1

	TOTAL	VOTE %		Election Day	Early Voting	Ballot By Mail	Provision al Ballots	Limited Ballots
For	281	55.42%	<div><div></div></div>	95	173	13	0	0
Against	226	44.58%	<div><div></div></div>	99	124	3	0	0
Total Votes Cast	507	100.00%	<div><div></div></div>	194	297	16	0	0
Overvotes	0			0	0	0	0	0
Undervotes	22			9	12	1	0	0
Contest Totals	529			203	309	17	0	0

Proposition D City of Plano

Vote For 1

	TOTAL	VOTE %		Election Day	Early Voting	Ballot By Mail	Provision al Ballots	Limited Ballots
For	370	72.98%	<div><div></div></div>	128	228	14	0	0
Against	137	27.02%	<div><div></div></div>	66	69	2	0	0
Total Votes Cast	507	100.00%	<div><div></div></div>	194	297	16	0	0
Overvotes	0			0	0	0	0	0
Undervotes	22			9	12	1	0	0
Contest Totals	529			203	309	17	0	0

Proposition E City of Plano

Vote For 1

	TOTAL	VOTE %		Election Day	Early Voting	Ballot By Mail	Provision al Ballots	Limited Ballots
For	319	63.42%	<div><div></div></div>	108	197	14	0	0
Against	184	36.58%	<div><div></div></div>	84	97	3	0	0
Total Votes Cast	503	100.00%	<div><div></div></div>	192	294	17	0	0
Overvotes	0			0	0	0	0	0
Undervotes	26			11	15	0	0	0
Contest Totals	529			203	309	17	0	0

Proposition F City of Plano

Vote For 1

	TOTAL	VOTE %		Election Day	Early Voting	Ballot By Mail	Provision al Ballots	Limited Ballots
For	371	73.18%	<div><div></div></div>	136	221	14	0	0
Against	136	26.82%	<div><div></div></div>	58	75	3	0	0
Total Votes Cast	507	100.00%	<div><div></div></div>	194	296	17	0	0
Overvotes	0			0	0	0	0	0
Undervotes	22			9	13	0	0	0
Contest Totals	529			203	309	17	0	0

Summary Results Report
May 1st, 2021 City/School General and Special
Elections
May 1st, 2021

Final Results
SOVC
Collin County

062

Trustee, Place 1 Plano

Vote For 1

	TOTAL	VOTE %		Election Day	Early Voting	Ballot By Mail	Provision al Ballots	Limited Ballots
Lauren Tyra	297	66.59%	<div><div></div></div>	117	168	12	0	0
Shafik Ben Guesmia	16	3.59%	<div><div></div></div>	7	9	0	0	0
Semida Voicu	133	29.82%	<div><div></div></div>	38	91	4	0	0
Total Votes Cast	446	100.00%	<div><div></div></div>	162	268	16	0	0
Overvotes	0			0	0	0	0	0
Undervotes	83			41	41	1	0	0
Contest Totals	529			203	309	17	0	0

Trustee, Place 2 Plano

Vote For 1

	TOTAL	VOTE %		Election Day	Early Voting	Ballot By Mail	Provision al Ballots	Limited Ballots
Dayna Oscherwitz	223	49.45%	<div><div></div></div>	77	138	8	0	0
Ajikwaga Felli	17	3.77%	<div><div></div></div>	6	11	0	0	0
Angela Powell	211	46.78%	<div><div></div></div>	81	122	8	0	0
Total Votes Cast	451	100.00%	<div><div></div></div>	164	271	16	0	0
Overvotes	0			0	0	0	0	0
Undervotes	78			39	38	1	0	0
Contest Totals	529			203	309	17	0	0

Trustee, Place 3 Plano

Vote For 1

	TOTAL	VOTE %		Election Day	Early Voting	Ballot By Mail	Provision al Ballots	Limited Ballots
Nancy C. Humphrey	299	67.80%	<div><div></div></div>	107	179	13	0	0
Lynn Walling	142	32.20%	<div><div></div></div>	51	88	3	0	0
Total Votes Cast	441	100.00%	<div><div></div></div>	158	267	16	0	0
Overvotes	0			0	0	0	0	0
Undervotes	88			45	42	1	0	0
Contest Totals	529			203	309	17	0	0

Trustee, Place 6 Plano

Vote For 1

	TOTAL	VOTE %		Election Day	Early Voting	Ballot By Mail	Provision al Ballots	Limited Ballots
Marilyn Loughray	149	33.94%	<div><div></div></div>	49	95	5	0	0
Jeri Chambers	290	66.06%	<div><div></div></div>	106	173	11	0	0
Total Votes Cast	439	100.00%	<div><div></div></div>	155	268	16	0	0
Overvotes	0			0	0	0	0	0
Undervotes	90			48	41	1	0	0
Contest Totals	529			203	309	17	0	0

Summary Results Report
May 1st, 2021 City/School General and Special
Elections
May 1st, 2021

Final Results
SOVC
Collin County

062

Trustee, Place 7 Collin County Community College

Vote For 1

	TOTAL	VOTE %		Election Day	Early Voting	Ballot By Mail	Provision al Ballots	Limited Ballots
Jim Orr	195	44.93%	<div><div></div></div>	64	121	10	0	0
Helen Chang	239	55.07%	<div><div></div></div>	91	141	7	0	0
Total Votes Cast	434	100.00%	<div><div></div></div>	155	262	17	0	0
Overvotes	0			0	0	0	0	0
Undervotes	95			48	47	0	0	0
Contest Totals	529			203	309	17	0	0

Trustee, Place 8 Collin County Community College

Vote For 1

	TOTAL	VOTE %		Election Day	Early Voting	Ballot By Mail	Provision al Ballots	Limited Ballots
Misty Irby	244	56.74%	<div><div></div></div>	92	144	8	0	0
Bob Collins	186	43.26%	<div><div></div></div>	62	116	8	0	0
Total Votes Cast	430	100.00%	<div><div></div></div>	154	260	16	0	0
Overvotes	0			0	0	0	0	0
Undervotes	99			49	49	1	0	0
Contest Totals	529			203	309	17	0	0

Trustee, Place 9 Collin County Community College

Vote For 1

	TOTAL	VOTE %		Election Day	Early Voting	Ballot By Mail	Provision al Ballots	Limited Ballots
Andy Hardin	214	50.95%	<div><div></div></div>	75	127	12	0	0
Jacoby Stewart Sr.	206	49.05%	<div><div></div></div>	76	125	5	0	0
Total Votes Cast	420	100.00%	<div><div></div></div>	151	252	17	0	0
Overvotes	0			0	0	0	0	0
Undervotes	109			52	57	0	0	0
Contest Totals	529			203	309	17	0	0

Summary Results Report
May 1st, 2021 City/School General and Special
Elections
May 1st, 2021

Final Results
SOVC
Collin County

063

Statistics

	TOTAL	Election Day	Early Voting	Ballot By Mail	Provision al Ballots	Limited Ballots
Registered Voters - Total	1,977					
Ballots Cast - Total	581	173	376	32	0	0
Voter Turnout - Total	29.39%					

Councilmember, Place No.2 Plano

Vote For 1

	TOTAL	VOTE %		Election Day	Early Voting	Ballot By Mail	Provision al Ballots	Limited Ballots
Anthony Ricciardelli	303	54.69%	<div><div></div></div>	87	204	12	0	0
Steve Lavine	251	45.31%	<div><div></div></div>	77	155	19	0	0
Total Votes Cast	554	100.00%	<div><div></div></div>	164	359	31	0	0
Overvotes	0			0	0	0	0	0
Undervotes	27			9	17	1	0	0
Contest Totals	581			173	376	32	0	0

Councilmember, Place No.4 Plano

Vote For 1

	TOTAL	VOTE %		Election Day	Early Voting	Ballot By Mail	Provision al Ballots	Limited Ballots
Vidal Quintanilla	20	3.64%	<div><div></div></div>	9	8	3	0	0
Justin Adcock	240	43.64%	<div><div></div></div>	66	161	13	0	0
Kayci Prince	236	42.91%	<div><div></div></div>	65	156	15	0	0
Nassat Parveen	54	9.82%	<div><div></div></div>	18	35	1	0	0
Total Votes Cast	550	100.00%	<div><div></div></div>	158	360	32	0	0
Overvotes	0			0	0	0	0	0
Undervotes	31			15	16	0	0	0
Contest Totals	581			173	376	32	0	0

Councilmember, Place No.6 (Mayor)

Vote For 1

	TOTAL	VOTE %		Election Day	Early Voting	Ballot By Mail	Provision al Ballots	Limited Ballots
Lydia Ortega	12	2.08%	<div><div></div></div>	7	5	0	0	0
Lily Bao	253	43.85%	<div><div></div></div>	68	172	13	0	0
John Muns	312	54.07%	<div><div></div></div>	96	197	19	0	0
Total Votes Cast	577	100.00%	<div><div></div></div>	171	374	32	0	0
Overvotes	0			0	0	0	0	0
Undervotes	4			2	2	0	0	0
Contest Totals	581			173	376	32	0	0

Summary Results Report
May 1st, 2021 City/School General and Special
Elections
May 1st, 2021

Final Results
SOVC
Collin County

063

Councilmember, Place No.8 Plano

Vote For 1

	TOTAL	VOTE %		Election Day	Early Voting	Ballot By Mail	Provision al Ballots	Limited Ballots
Elisa Klein	238	43.91%	<div><div></div></div>	77	145	16	0	0
Rick Smith	304	56.09%	<div><div></div></div>	83	207	14	0	0
Total Votes Cast	542	100.00%	<div><div></div></div>	160	352	30	0	0
Overvotes	0			0	0	0	0	0
Undervotes	39			13	24	2	0	0
Contest Totals	581			173	376	32	0	0

Councilmember, Place No.7 Plano

Vote For 1

	TOTAL	VOTE %		Election Day	Early Voting	Ballot By Mail	Provision al Ballots	Limited Ballots
David M. Smith	80	14.84%	<div><div></div></div>	27	46	7	0	0
Julie Holmer	188	34.88%	<div><div></div></div>	48	125	15	0	0
Sandeep Srivastava	60	11.13%	<div><div></div></div>	12	46	2	0	0
Chris Robertson	164	30.43%	<div><div></div></div>	54	104	6	0	0
Bill Lisle III	47	8.72%	<div><div></div></div>	18	29	0	0	0
Total Votes Cast	539	100.00%	<div><div></div></div>	159	350	30	0	0
Overvotes	0			0	0	0	0	0
Undervotes	42			14	26	2	0	0
Contest Totals	581			173	376	32	0	0

Proposition A City of Plano

Vote For 1

	TOTAL	VOTE %		Election Day	Early Voting	Ballot By Mail	Provision al Ballots	Limited Ballots
For	437	77.07%	<div><div></div></div>	123	286	28	0	0
Against	130	22.93%	<div><div></div></div>	44	83	3	0	0
Total Votes Cast	567	100.00%	<div><div></div></div>	167	369	31	0	0
Overvotes	0			0	0	0	0	0
Undervotes	14			6	7	1	0	0
Contest Totals	581			173	376	32	0	0

Proposition B City of Plano

Vote For 1

	TOTAL	VOTE %		Election Day	Early Voting	Ballot By Mail	Provision al Ballots	Limited Ballots
For	391	69.45%	<div><div></div></div>	111	257	23	0	0
Against	172	30.55%	<div><div></div></div>	56	109	7	0	0
Total Votes Cast	563	100.00%	<div><div></div></div>	167	366	30	0	0
Overvotes	0			0	0	0	0	0
Undervotes	18			6	10	2	0	0
Contest Totals	581			173	376	32	0	0

Summary Results Report
May 1st, 2021 City/School General and Special
Elections
May 1st, 2021

Final Results
SOVC
Collin County

063

Proposition C City of Plano

Vote For 1

	TOTAL	VOTE %		Election Day	Early Voting	Ballot By Mail	Provisional Ballots	Limited Ballots
For	293	52.32%	<div><div></div></div>	78	195	20	0	0
Against	267	47.68%	<div><div></div></div>	87	169	11	0	0
Total Votes Cast	560	100.00%	<div><div></div></div>	165	364	31	0	0
Overvotes	0			0	0	0	0	0
Undervotes	21			8	12	1	0	0
Contest Totals	581			173	376	32	0	0

Proposition D City of Plano

Vote For 1

	TOTAL	VOTE %		Election Day	Early Voting	Ballot By Mail	Provisional Ballots	Limited Ballots
For	403	72.09%	<div><div></div></div>	114	263	26	0	0
Against	156	27.91%	<div><div></div></div>	50	102	4	0	0
Total Votes Cast	559	100.00%	<div><div></div></div>	164	365	30	0	0
Overvotes	0			0	0	0	0	0
Undervotes	22			9	11	2	0	0
Contest Totals	581			173	376	32	0	0

Proposition E City of Plano

Vote For 1

	TOTAL	VOTE %		Election Day	Early Voting	Ballot By Mail	Provisional Ballots	Limited Ballots
For	338	60.79%	<div><div></div></div>	95	225	18	0	0
Against	218	39.21%	<div><div></div></div>	67	139	12	0	0
Total Votes Cast	556	100.00%	<div><div></div></div>	162	364	30	0	0
Overvotes	0			0	0	0	0	0
Undervotes	25			11	12	2	0	0
Contest Totals	581			173	376	32	0	0

Proposition F City of Plano

Vote For 1

	TOTAL	VOTE %		Election Day	Early Voting	Ballot By Mail	Provisional Ballots	Limited Ballots
For	404	71.89%	<div><div></div></div>	114	266	24	0	0
Against	158	28.11%	<div><div></div></div>	51	100	7	0	0
Total Votes Cast	562	100.00%	<div><div></div></div>	165	366	31	0	0
Overvotes	0			0	0	0	0	0
Undervotes	19			8	10	1	0	0
Contest Totals	581			173	376	32	0	0

Summary Results Report
May 1st, 2021 City/School General and Special
Elections
May 1st, 2021

Final Results
SOVC
Collin County

063

Trustee, Place 1 Plano

Vote For 1

	TOTAL	VOTE %		Election Day	Early Voting	Ballot By Mail	Provision al Ballots	Limited Ballots
Lauren Tyra	301	62.32%	<div><div></div></div>	86	193	22	0	0
Shafik Ben Guesmia	9	1.86%	<div><div></div></div>	2	6	1	0	0
Semida Voicu	173	35.82%	<div><div></div></div>	49	118	6	0	0
Total Votes Cast	483	100.00%	<div><div></div></div>	137	317	29	0	0
Overvotes	0			0	0	0	0	0
Undervotes	98			36	59	3	0	0
Contest Totals	581			173	376	32	0	0

Trustee, Place 2 Plano

Vote For 1

	TOTAL	VOTE %		Election Day	Early Voting	Ballot By Mail	Provision al Ballots	Limited Ballots
Dayna Oscherwitz	202	41.65%	<div><div></div></div>	61	130	11	0	0
Ajkwaga Felli	14	2.89%	<div><div></div></div>	8	3	3	0	0
Angela Powell	269	55.46%	<div><div></div></div>	70	183	16	0	0
Total Votes Cast	485	100.00%	<div><div></div></div>	139	316	30	0	0
Overvotes	0			0	0	0	0	0
Undervotes	96			34	60	2	0	0
Contest Totals	581			173	376	32	0	0

Trustee, Place 3 Plano

Vote For 1

	TOTAL	VOTE %		Election Day	Early Voting	Ballot By Mail	Provision al Ballots	Limited Ballots
Nancy C. Humphrey	291	62.05%	<div><div></div></div>	78	192	21	0	0
Lynn Walling	178	37.95%	<div><div></div></div>	55	114	9	0	0
Total Votes Cast	469	100.00%	<div><div></div></div>	133	306	30	0	0
Overvotes	0			0	0	0	0	0
Undervotes	112			40	70	2	0	0
Contest Totals	581			173	376	32	0	0

Trustee, Place 6 Plano

Vote For 1

	TOTAL	VOTE %		Election Day	Early Voting	Ballot By Mail	Provision al Ballots	Limited Ballots
Marilyn Loughray	203	41.60%	<div><div></div></div>	59	135	9	0	0
Jeri Chambers	285	58.40%	<div><div></div></div>	82	184	19	0	0
Total Votes Cast	488	100.00%	<div><div></div></div>	141	319	28	0	0
Overvotes	0			0	0	0	0	0
Undervotes	93			32	57	4	0	0
Contest Totals	581			173	376	32	0	0

Summary Results Report
May 1st, 2021 City/School General and Special
Elections
May 1st, 2021

Final Results
SOVC
Collin County

063

Trustee, Place 7 Collin County Community College

Vote For 1

	TOTAL	VOTE %		Election Day	Early Voting	Ballot By Mail	Provision al Ballots	Limited Ballots
Jim Orr	242	52.61%	<div><div></div></div>	73	162	7	0	0
Helen Chang	218	47.39%	<div><div></div></div>	62	137	19	0	0
Total Votes Cast	460	100.00%	<div><div></div></div>	135	299	26	0	0
Overvotes	0			0	0	0	0	0
Undervotes	121			38	77	6	0	0
Contest Totals	581			173	376	32	0	0

Trustee, Place 8 Collin County Community College

Vote For 1

	TOTAL	VOTE %		Election Day	Early Voting	Ballot By Mail	Provision al Ballots	Limited Ballots
Misty Irby	209	45.63%	<div><div></div></div>	59	134	16	0	0
Bob Collins	249	54.37%	<div><div></div></div>	74	164	11	0	0
Total Votes Cast	458	100.00%	<div><div></div></div>	133	298	27	0	0
Overvotes	0			0	0	0	0	0
Undervotes	123			40	78	5	0	0
Contest Totals	581			173	376	32	0	0

Trustee, Place 9 Collin County Community College

Vote For 1

	TOTAL	VOTE %		Election Day	Early Voting	Ballot By Mail	Provision al Ballots	Limited Ballots
Andy Hardin	263	58.44%	<div><div></div></div>	72	177	14	0	0
Jacoby Stewart Sr.	187	41.56%	<div><div></div></div>	59	116	12	0	0
Total Votes Cast	450	100.00%	<div><div></div></div>	131	293	26	0	0
Overvotes	0			0	0	0	0	0
Undervotes	131			42	83	6	0	0
Contest Totals	581			173	376	32	0	0

Summary Results Report
May 1st, 2021 City/School General and Special
Elections
May 1st, 2021

Final Results
SOVC
Collin County

064

Statistics

	TOTAL	Election Day	Early Voting	Ballot By Mail	Provision al Ballots	Limited Ballots
Registered Voters - Total	2,575					
Ballots Cast - Total	584	192	374	18	0	0
Voter Turnout - Total	22.68%					

Councilmember, Place No.2 Plano

Vote For 1

	TOTAL	VOTE %		Election Day	Early Voting	Ballot By Mail	Provision al Ballots	Limited Ballots
Anthony Ricciardelli	279	50.18%	<div><div></div></div>	97	176	6	0	0
Steve Lavine	277	49.82%	<div><div></div></div>	80	185	12	0	0
Total Votes Cast	556	100.00%	<div><div></div></div>	177	361	18	0	0
Overvotes	0			0	0	0	0	0
Undervotes	28			15	13	0	0	0
Contest Totals	584			192	374	18	0	0

Councilmember, Place No.4 Plano

Vote For 1

	TOTAL	VOTE %		Election Day	Early Voting	Ballot By Mail	Provision al Ballots	Limited Ballots
Vidal Quintanilla	14	2.61%	<div><div></div></div>	7	6	1	0	0
Justin Adcock	202	37.69%	<div><div></div></div>	66	134	2	0	0
Kayci Prince	234	43.66%	<div><div></div></div>	79	145	10	0	0
Nassat Parveen	86	16.04%	<div><div></div></div>	18	63	5	0	0
Total Votes Cast	536	100.00%	<div><div></div></div>	170	348	18	0	0
Overvotes	0			0	0	0	0	0
Undervotes	48			22	26	0	0	0
Contest Totals	584			192	374	18	0	0

Councilmember, Place No.6 (Mayor)

Vote For 1

	TOTAL	VOTE %		Election Day	Early Voting	Ballot By Mail	Provision al Ballots	Limited Ballots
Lydia Ortega	19	3.28%	<div><div></div></div>	4	13	2	0	0
Lily Bao	231	39.83%	<div><div></div></div>	79	149	3	0	0
John Muns	330	56.90%	<div><div></div></div>	108	209	13	0	0
Total Votes Cast	580	100.00%	<div><div></div></div>	191	371	18	0	0
Overvotes	0			0	0	0	0	0
Undervotes	4			1	3	0	0	0
Contest Totals	584			192	374	18	0	0

Summary Results Report
May 1st, 2021 City/School General and Special
Elections
May 1st, 2021

Final Results
SOVC
Collin County

064

Councilmember, Place No.8 Plano

Vote For 1

	TOTAL	VOTE %		Election Day	Early Voting	Ballot By Mail	Provision al Ballots	Limited Ballots
Elisa Klein	260	48.06%	<div><div></div></div>	78	167	15	0	0
Rick Smith	281	51.94%	<div><div></div></div>	94	184	3	0	0
Total Votes Cast	541	100.00%	<div><div></div></div>	172	351	18	0	0
Overvotes	0			0	0	0	0	0
Undervotes	43			20	23	0	0	0
Contest Totals	584			192	374	18	0	0

Councilmember, Place No.7 Plano

Vote For 1

	TOTAL	VOTE %		Election Day	Early Voting	Ballot By Mail	Provision al Ballots	Limited Ballots
David M. Smith	81	15.08%	<div><div></div></div>	25	56	0	0	0
Julie Holmer	200	37.24%	<div><div></div></div>	57	131	12	0	0
Sandeep Srivastava	54	10.06%	<div><div></div></div>	14	40	0	0	0
Chris Robertson	158	29.42%	<div><div></div></div>	53	101	4	0	0
Bill Lisle III	44	8.19%	<div><div></div></div>	19	23	2	0	0
Total Votes Cast	537	100.00%	<div><div></div></div>	168	351	18	0	0
Overvotes	0			0	0	0	0	0
Undervotes	47			24	23	0	0	0
Contest Totals	584			192	374	18	0	0

Proposition A City of Plano

Vote For 1

	TOTAL	VOTE %		Election Day	Early Voting	Ballot By Mail	Provision al Ballots	Limited Ballots
For	442	79.50%	<div><div></div></div>	146	281	15	0	0
Against	114	20.50%	<div><div></div></div>	35	76	3	0	0
Total Votes Cast	556	100.00%	<div><div></div></div>	181	357	18	0	0
Overvotes	0			0	0	0	0	0
Undervotes	28			11	17	0	0	0
Contest Totals	584			192	374	18	0	0

Proposition B City of Plano

Vote For 1

	TOTAL	VOTE %		Election Day	Early Voting	Ballot By Mail	Provision al Ballots	Limited Ballots
For	405	73.10%	<div><div></div></div>	130	258	17	0	0
Against	149	26.90%	<div><div></div></div>	52	96	1	0	0
Total Votes Cast	554	100.00%	<div><div></div></div>	182	354	18	0	0
Overvotes	0			0	0	0	0	0
Undervotes	30			10	20	0	0	0
Contest Totals	584			192	374	18	0	0

Summary Results Report
May 1st, 2021 City/School General and Special
Elections
May 1st, 2021

Final Results
SOVC
Collin County

064

Proposition C City of Plano

Vote For 1

	TOTAL	VOTE %		Election Day	Early Voting	Ballot By Mail	Provision al Ballots	Limited Ballots
For	313	58.07%	<div><div></div></div>	95	205	13	0	0
Against	226	41.93%	<div><div></div></div>	79	142	5	0	0
Total Votes Cast	539	100.00%	<div><div></div></div>	174	347	18	0	0
Overvotes	0			0	0	0	0	0
Undervotes	45			18	27	0	0	0
Contest Totals	584			192	374	18	0	0

Proposition D City of Plano

Vote For 1

	TOTAL	VOTE %		Election Day	Early Voting	Ballot By Mail	Provision al Ballots	Limited Ballots
For	416	76.19%	<div><div></div></div>	137	264	15	0	0
Against	130	23.81%	<div><div></div></div>	39	88	3	0	0
Total Votes Cast	546	100.00%	<div><div></div></div>	176	352	18	0	0
Overvotes	0			0	0	0	0	0
Undervotes	38			16	22	0	0	0
Contest Totals	584			192	374	18	0	0

Proposition E City of Plano

Vote For 1

	TOTAL	VOTE %		Election Day	Early Voting	Ballot By Mail	Provision al Ballots	Limited Ballots
For	356	65.80%	<div><div></div></div>	115	230	11	0	0
Against	185	34.20%	<div><div></div></div>	57	121	7	0	0
Total Votes Cast	541	100.00%	<div><div></div></div>	172	351	18	0	0
Overvotes	0			0	0	0	0	0
Undervotes	43			20	23	0	0	0
Contest Totals	584			192	374	18	0	0

Proposition F City of Plano

Vote For 1

	TOTAL	VOTE %		Election Day	Early Voting	Ballot By Mail	Provision al Ballots	Limited Ballots
For	421	77.53%	<div><div></div></div>	136	269	16	0	0
Against	122	22.47%	<div><div></div></div>	38	82	2	0	0
Total Votes Cast	543	100.00%	<div><div></div></div>	174	351	18	0	0
Overvotes	0			0	0	0	0	0
Undervotes	41			18	23	0	0	0
Contest Totals	584			192	374	18	0	0

Summary Results Report
May 1st, 2021 City/School General and Special
Elections
May 1st, 2021

Final Results
SOVC
Collin County

064

Trustee, Place 1 Plano

Vote For 1

	TOTAL	VOTE %		Election Day	Early Voting	Ballot By Mail	Provision al Ballots	Limited Ballots
Lauren Tyra	315	62.75%	<div><div></div></div>	93	208	14	0	0
Shafik Ben Guesmia	14	2.79%	<div><div></div></div>	8	6	0	0	0
Semida Voicu	173	34.46%	<div><div></div></div>	54	115	4	0	0
Total Votes Cast	502	100.00%	<div><div></div></div>	155	329	18	0	0
Overvotes	0			0	0	0	0	0
Undervotes	82			37	45	0	0	0
Contest Totals	584			192	374	18	0	0

Trustee, Place 2 Plano

Vote For 1

	TOTAL	VOTE %		Election Day	Early Voting	Ballot By Mail	Provision al Ballots	Limited Ballots
Dayna Oscherwitz	232	46.40%	<div><div></div></div>	71	148	13	0	0
Ajikwaga Felli	16	3.20%	<div><div></div></div>	4	8	4	0	0
Angela Powell	252	50.40%	<div><div></div></div>	83	168	1	0	0
Total Votes Cast	500	100.00%	<div><div></div></div>	158	324	18	0	0
Overvotes	0			0	0	0	0	0
Undervotes	84			34	50	0	0	0
Contest Totals	584			192	374	18	0	0

Trustee, Place 3 Plano

Vote For 1

	TOTAL	VOTE %		Election Day	Early Voting	Ballot By Mail	Provision al Ballots	Limited Ballots
Nancy C. Humphrey	306	62.20%	<div><div></div></div>	97	195	14	0	0
Lynn Walling	186	37.80%	<div><div></div></div>	56	126	4	0	0
Total Votes Cast	492	100.00%	<div><div></div></div>	153	321	18	0	0
Overvotes	0			0	0	0	0	0
Undervotes	92			39	53	0	0	0
Contest Totals	584			192	374	18	0	0

Trustee, Place 6 Plano

Vote For 1

	TOTAL	VOTE %		Election Day	Early Voting	Ballot By Mail	Provision al Ballots	Limited Ballots
Marilyn Loughray	212	43.27%	<div><div></div></div>	74	137	1	0	0
Jeri Chambers	278	56.73%	<div><div></div></div>	82	180	16	0	0
Total Votes Cast	490	100.00%	<div><div></div></div>	156	317	17	0	0
Overvotes	0			0	0	0	0	0
Undervotes	94			36	57	1	0	0
Contest Totals	584			192	374	18	0	0

Summary Results Report
May 1st, 2021 City/School General and Special
Elections
May 1st, 2021

Final Results
SOVC
Collin County

064

Trustee, Place 7 Collin County Community College

Vote For 1

	TOTAL	VOTE %		Election Day	Early Voting	Ballot By Mail	Provision al Ballots	Limited Ballots
Jim Orr	245	50.94%	<div><div></div></div>	81	155	9	0	0
Helen Chang	236	49.06%	<div><div></div></div>	75	153	8	0	0
Total Votes Cast	481	100.00%	<div><div></div></div>	156	308	17	0	0
Overvotes	0			0	0	0	0	0
Undervotes	103			36	66	1	0	0
Contest Totals	584			192	374	18	0	0

Trustee, Place 8 Collin County Community College

Vote For 1

	TOTAL	VOTE %		Election Day	Early Voting	Ballot By Mail	Provision al Ballots	Limited Ballots
Misty Irby	225	48.49%	<div><div></div></div>	75	140	10	0	0
Bob Collins	239	51.51%	<div><div></div></div>	77	155	7	0	0
Total Votes Cast	464	100.00%	<div><div></div></div>	152	295	17	0	0
Overvotes	0			0	0	0	0	0
Undervotes	120			40	79	1	0	0
Contest Totals	584			192	374	18	0	0

Trustee, Place 9 Collin County Community College

Vote For 1

	TOTAL	VOTE %		Election Day	Early Voting	Ballot By Mail	Provision al Ballots	Limited Ballots
Andy Hardin	273	59.22%	<div><div></div></div>	87	177	9	0	0
Jacoby Stewart Sr.	188	40.78%	<div><div></div></div>	62	118	8	0	0
Total Votes Cast	461	100.00%	<div><div></div></div>	149	295	17	0	0
Overvotes	0			0	0	0	0	0
Undervotes	123			43	79	1	0	0
Contest Totals	584			192	374	18	0	0

Summary Results Report
May 1st, 2021 City/School General and Special
Elections
May 1st, 2021

Final Results
SOVC
Collin County

065

Statistics

	TOTAL	Election Day	Early Voting	Ballot By Mail	Provision al Ballots	Limited Ballots
Registered Voters - Total	1,211					
Ballots Cast - Total	243	81	150	12	0	0
Voter Turnout - Total	20.07%					

Councilmember, Place No.2 Plano

Vote For 1

	TOTAL	VOTE %		Election Day	Early Voting	Ballot By Mail	Provision al Ballots	Limited Ballots
Anthony Ricciardelli	127	54.51%	<div><div></div></div>	35	90	2	0	0
Steve Lavine	106	45.49%	<div><div></div></div>	42	54	10	0	0
Total Votes Cast	233	100.00%	<div><div></div></div>	77	144	12	0	0
Overvotes	0			0	0	0	0	0
Undervotes	10			4	6	0	0	0
Contest Totals	243			81	150	12	0	0

Councilmember, Place No.4 Plano

Vote For 1

	TOTAL	VOTE %		Election Day	Early Voting	Ballot By Mail	Provision al Ballots	Limited Ballots
Vidal Quintanilla	16	6.84%	<div><div></div></div>	10	5	1	0	0
Justin Adcock	104	44.44%	<div><div></div></div>	28	76	0	0	0
Kayci Prince	87	37.18%	<div><div></div></div>	32	45	10	0	0
Nassat Parveen	27	11.54%	<div><div></div></div>	8	18	1	0	0
Total Votes Cast	234	100.00%	<div><div></div></div>	78	144	12	0	0
Overvotes	0			0	0	0	0	0
Undervotes	9			3	6	0	0	0
Contest Totals	243			81	150	12	0	0

Councilmember, Place No.6 (Mayor)

Vote For 1

	TOTAL	VOTE %		Election Day	Early Voting	Ballot By Mail	Provision al Ballots	Limited Ballots
Lydia Ortega	11	4.56%	<div><div></div></div>	8	2	1	0	0
Lily Bao	101	41.91%	<div><div></div></div>	27	74	0	0	0
John Muns	129	53.53%	<div><div></div></div>	45	73	11	0	0
Total Votes Cast	241	100.00%	<div><div></div></div>	80	149	12	0	0
Overvotes	0			0	0	0	0	0
Undervotes	2			1	1	0	0	0
Contest Totals	243			81	150	12	0	0

Summary Results Report
May 1st, 2021 City/School General and Special
Elections
May 1st, 2021

Final Results
SOVC
Collin County

065

Councilmember, Place No.8 Plano

Vote For 1

	TOTAL	VOTE %		Election Day	Early Voting	Ballot By Mail	Provisional Ballots	Limited Ballots
Elisa Klein	105	45.45%	<div><div></div></div>	38	58	9	0	0
Rick Smith	126	54.55%	<div><div></div></div>	39	85	2	0	0
Total Votes Cast	231	100.00%	<div><div></div></div>	77	143	11	0	0
Overvotes	0			0	0	0	0	0
Undervotes	12			4	7	1	0	0
Contest Totals	243			81	150	12	0	0

Councilmember, Place No.7 Plano

Vote For 1

	TOTAL	VOTE %		Election Day	Early Voting	Ballot By Mail	Provisional Ballots	Limited Ballots
David M. Smith	43	18.86%	<div><div></div></div>	15	27	1	0	0
Julie Holmer	55	24.12%	<div><div></div></div>	21	28	6	0	0
Sandeep Srivastava	32	14.04%	<div><div></div></div>	8	22	2	0	0
Chris Robertson	76	33.33%	<div><div></div></div>	19	57	0	0	0
Bill Lisle III	22	9.65%	<div><div></div></div>	14	6	2	0	0
Total Votes Cast	228	100.00%	<div><div></div></div>	77	140	11	0	0
Overvotes	0			0	0	0	0	0
Undervotes	15			4	10	1	0	0
Contest Totals	243			81	150	12	0	0

Proposition A City of Plano

Vote For 1

	TOTAL	VOTE %		Election Day	Early Voting	Ballot By Mail	Provisional Ballots	Limited Ballots
For	176	74.89%	<div><div></div></div>	52	113	11	0	0
Against	59	25.11%	<div><div></div></div>	25	33	1	0	0
Total Votes Cast	235	100.00%	<div><div></div></div>	77	146	12	0	0
Overvotes	0			0	0	0	0	0
Undervotes	8			4	4	0	0	0
Contest Totals	243			81	150	12	0	0

Proposition B City of Plano

Vote For 1

	TOTAL	VOTE %		Election Day	Early Voting	Ballot By Mail	Provisional Ballots	Limited Ballots
For	158	66.95%	<div><div></div></div>	51	98	9	0	0
Against	78	33.05%	<div><div></div></div>	26	49	3	0	0
Total Votes Cast	236	100.00%	<div><div></div></div>	77	147	12	0	0
Overvotes	0			0	0	0	0	0
Undervotes	7			4	3	0	0	0
Contest Totals	243			81	150	12	0	0

Summary Results Report
May 1st, 2021 City/School General and Special
Elections
May 1st, 2021

Final Results
SOVC
Collin County

065

Proposition C City of Plano

Vote For 1

	TOTAL	VOTE %		Election Day	Early Voting	Ballot By Mail	Provision al Ballots	Limited Ballots
For	121	52.61%	<div><div></div></div>	36	79	6	0	0
Against	109	47.39%	<div><div></div></div>	39	64	6	0	0
Total Votes Cast	230	100.00%	<div><div></div></div>	75	143	12	0	0
Overvotes	0			0	0	0	0	0
Undervotes	13			6	7	0	0	0
Contest Totals	243			81	150	12	0	0

Proposition D City of Plano

Vote For 1

	TOTAL	VOTE %		Election Day	Early Voting	Ballot By Mail	Provision al Ballots	Limited Ballots
For	159	69.13%	<div><div></div></div>	53	95	11	0	0
Against	71	30.87%	<div><div></div></div>	23	47	1	0	0
Total Votes Cast	230	100.00%	<div><div></div></div>	76	142	12	0	0
Overvotes	0			0	0	0	0	0
Undervotes	13			5	8	0	0	0
Contest Totals	243			81	150	12	0	0

Proposition E City of Plano

Vote For 1

	TOTAL	VOTE %		Election Day	Early Voting	Ballot By Mail	Provision al Ballots	Limited Ballots
For	127	55.70%	<div><div></div></div>	41	78	8	0	0
Against	101	44.30%	<div><div></div></div>	35	62	4	0	0
Total Votes Cast	228	100.00%	<div><div></div></div>	76	140	12	0	0
Overvotes	0			0	0	0	0	0
Undervotes	15			5	10	0	0	0
Contest Totals	243			81	150	12	0	0

Proposition F City of Plano

Vote For 1

	TOTAL	VOTE %		Election Day	Early Voting	Ballot By Mail	Provision al Ballots	Limited Ballots
For	160	69.87%	<div><div></div></div>	53	98	9	0	0
Against	69	30.13%	<div><div></div></div>	23	43	3	0	0
Total Votes Cast	229	100.00%	<div><div></div></div>	76	141	12	0	0
Overvotes	0			0	0	0	0	0
Undervotes	14			5	9	0	0	0
Contest Totals	243			81	150	12	0	0

Summary Results Report
May 1st, 2021 City/School General and Special
Elections
May 1st, 2021

Final Results
SOVC
Collin County

065

Trustee, Place 1 Plano

Vote For 1

	TOTAL	VOTE %		Election Day	Early Voting	Ballot By Mail	Provision al Ballots	Limited Ballots
Lauren Tyra	136	64.46%	<div><div></div></div>	47	80	9	0	0
Shafik Ben Guesmia	4	1.90%	<div><div></div></div>	3	1	0	0	0
Semida Voicu	71	33.65%	<div><div></div></div>	19	51	1	0	0
Total Votes Cast	211	100.00%	<div><div></div></div>	69	132	10	0	0
Overvotes	0			0	0	0	0	0
Undervotes	32			12	18	2	0	0
Contest Totals	243			81	150	12	0	0

Trustee, Place 2 Plano

Vote For 1

	TOTAL	VOTE %		Election Day	Early Voting	Ballot By Mail	Provision al Ballots	Limited Ballots
Dayna Oscherwitz	82	39.05%	<div><div></div></div>	29	46	7	0	0
Ajikwaga Felli	8	3.81%	<div><div></div></div>	5	3	0	0	0
Angela Powell	120	57.14%	<div><div></div></div>	35	82	3	0	0
Total Votes Cast	210	100.00%	<div><div></div></div>	69	131	10	0	0
Overvotes	0			0	0	0	0	0
Undervotes	33			12	19	2	0	0
Contest Totals	243			81	150	12	0	0

Trustee, Place 3 Plano

Vote For 1

	TOTAL	VOTE %		Election Day	Early Voting	Ballot By Mail	Provision al Ballots	Limited Ballots
Nancy C. Humphrey	135	65.53%	<div><div></div></div>	45	81	9	0	0
Lynn Walling	71	34.47%	<div><div></div></div>	25	44	2	0	0
Total Votes Cast	206	100.00%	<div><div></div></div>	70	125	11	0	0
Overvotes	0			0	0	0	0	0
Undervotes	37			11	25	1	0	0
Contest Totals	243			81	150	12	0	0

Trustee, Place 6 Plano

Vote For 1

	TOTAL	VOTE %		Election Day	Early Voting	Ballot By Mail	Provision al Ballots	Limited Ballots
Marilyn Loughray	88	42.31%	<div><div></div></div>	28	59	1	0	0
Jeri Chambers	120	57.69%	<div><div></div></div>	40	71	9	0	0
Total Votes Cast	208	100.00%	<div><div></div></div>	68	130	10	0	0
Overvotes	0			0	0	0	0	0
Undervotes	35			13	20	2	0	0
Contest Totals	243			81	150	12	0	0

Summary Results Report
May 1st, 2021 City/School General and Special
Elections
May 1st, 2021

Final Results
SOVC
Collin County

065

Trustee, Place 7 Collin County Community College

Vote For 1

	TOTAL	VOTE %		Election Day	Early Voting	Ballot By Mail	Provision al Ballots	Limited Ballots
Jim Orr	113	55.66%	<div><div></div></div>	32	78	3	0	0
Helen Chang	90	44.34%	<div><div></div></div>	35	48	7	0	0
Total Votes Cast	203	100.00%	<div><div></div></div>	67	126	10	0	0
Overvotes	0			0	0	0	0	0
Undervotes	40			14	24	2	0	0
Contest Totals	243			81	150	12	0	0

Trustee, Place 8 Collin County Community College

Vote For 1

	TOTAL	VOTE %		Election Day	Early Voting	Ballot By Mail	Provision al Ballots	Limited Ballots
Misty Irby	92	47.18%	<div><div></div></div>	31	54	7	0	0
Bob Collins	103	52.82%	<div><div></div></div>	33	67	3	0	0
Total Votes Cast	195	100.00%	<div><div></div></div>	64	121	10	0	0
Overvotes	0			0	0	0	0	0
Undervotes	48			17	29	2	0	0
Contest Totals	243			81	150	12	0	0

Trustee, Place 9 Collin County Community College

Vote For 1

	TOTAL	VOTE %		Election Day	Early Voting	Ballot By Mail	Provision al Ballots	Limited Ballots
Andy Hardin	113	57.36%	<div><div></div></div>	36	73	4	0	0
Jacoby Stewart Sr.	84	42.64%	<div><div></div></div>	29	49	6	0	0
Total Votes Cast	197	100.00%	<div><div></div></div>	65	122	10	0	0
Overvotes	0			0	0	0	0	0
Undervotes	46			16	28	2	0	0
Contest Totals	243			81	150	12	0	0

Summary Results Report
May 1st, 2021 City/School General and Special
Elections
May 1st, 2021

Final Results
SOVC
Collin County

066

Statistics

	TOTAL	Election Day	Early Voting	Ballot By Mail	Provision al Ballots	Limited Ballots
Registered Voters - Total	2,109					
Ballots Cast - Total	397	156	219	22	0	0
Voter Turnout - Total	18.82%					

Councilmember, Place No.2 Plano

Vote For 1

	TOTAL	VOTE %		Election Day	Early Voting	Ballot By Mail	Provision al Ballots	Limited Ballots
Anthony Ricciardelli	197	51.84%	<div><div></div></div>	87	95	15	0	0
Steve Lavine	183	48.16%	<div><div></div></div>	60	117	6	0	0
Total Votes Cast	380	100.00%	<div><div></div></div>	147	212	21	0	0
Overvotes	0			0	0	0	0	0
Undervotes	17			9	7	1	0	0
Contest Totals	397			156	219	22	0	0

Councilmember, Place No.4 Plano

Vote For 1

	TOTAL	VOTE %		Election Day	Early Voting	Ballot By Mail	Provision al Ballots	Limited Ballots
Vidal Quintanilla	14	3.74%	<div><div></div></div>	3	11	0	0	0
Justin Adcock	143	38.24%	<div><div></div></div>	67	72	4	0	0
Kayci Prince	166	44.38%	<div><div></div></div>	59	96	11	0	0
Nassat Parveen	51	13.64%	<div><div></div></div>	21	27	3	0	0
Total Votes Cast	374	100.00%	<div><div></div></div>	150	206	18	0	0
Overvotes	0			0	0	0	0	0
Undervotes	23			6	13	4	0	0
Contest Totals	397			156	219	22	0	0

Councilmember, Place No.6 (Mayor)

Vote For 1

	TOTAL	VOTE %		Election Day	Early Voting	Ballot By Mail	Provision al Ballots	Limited Ballots
Lydia Ortega	14	3.59%	<div><div></div></div>	5	8	1	0	0
Lily Bao	153	39.23%	<div><div></div></div>	67	77	9	0	0
John Muns	223	57.18%	<div><div></div></div>	81	130	12	0	0
Total Votes Cast	390	100.00%	<div><div></div></div>	153	215	22	0	0
Overvotes	0			0	0	0	0	0
Undervotes	7			3	4	0	0	0
Contest Totals	397			156	219	22	0	0

Summary Results Report
May 1st, 2021 City/School General and Special
Elections
May 1st, 2021

Final Results
SOVC
Collin County

066

Councilmember, Place No.8 Plano

Vote For 1

	TOTAL	VOTE %		Election Day	Early Voting	Ballot By Mail	Provision al Ballots	Limited Ballots
Elisa Klein	182	49.32%	<div><div></div></div>	61	116	5	0	0
Rick Smith	187	50.68%	<div><div></div></div>	81	93	13	0	0
Total Votes Cast	369	100.00%	<div><div></div></div>	142	209	18	0	0
Overvotes	0			0	0	0	0	0
Undervotes	28			14	10	4	0	0
Contest Totals	397			156	219	22	0	0

Councilmember, Place No.7 Plano

Vote For 1

	TOTAL	VOTE %		Election Day	Early Voting	Ballot By Mail	Provision al Ballots	Limited Ballots
David M. Smith	45	12.00%	<div><div></div></div>	18	23	4	0	0
Julie Holmer	165	44.00%	<div><div></div></div>	56	106	3	0	0
Sandeep Srivastava	19	5.07%	<div><div></div></div>	9	9	1	0	0
Chris Robertson	119	31.73%	<div><div></div></div>	50	64	5	0	0
Bill Lisle III	27	7.20%	<div><div></div></div>	12	9	6	0	0
Total Votes Cast	375	100.00%	<div><div></div></div>	145	211	19	0	0
Overvotes	0			0	0	0	0	0
Undervotes	22			11	8	3	0	0
Contest Totals	397			156	219	22	0	0

Proposition A City of Plano

Vote For 1

	TOTAL	VOTE %		Election Day	Early Voting	Ballot By Mail	Provision al Ballots	Limited Ballots
For	308	81.05%	<div><div></div></div>	117	173	18	0	0
Against	72	18.95%	<div><div></div></div>	31	38	3	0	0
Total Votes Cast	380	100.00%	<div><div></div></div>	148	211	21	0	0
Overvotes	0			0	0	0	0	0
Undervotes	17			8	8	1	0	0
Contest Totals	397			156	219	22	0	0

Proposition B City of Plano

Vote For 1

	TOTAL	VOTE %		Election Day	Early Voting	Ballot By Mail	Provision al Ballots	Limited Ballots
For	276	73.02%	<div><div></div></div>	108	153	15	0	0
Against	102	26.98%	<div><div></div></div>	38	57	7	0	0
Total Votes Cast	378	100.00%	<div><div></div></div>	146	210	22	0	0
Overvotes	0			0	0	0	0	0
Undervotes	19			10	9	0	0	0
Contest Totals	397			156	219	22	0	0

Summary Results Report
May 1st, 2021 City/School General and Special
Elections
May 1st, 2021

Final Results
SOVC
Collin County

066

Proposition C City of Plano

Vote For 1

	TOTAL	VOTE %		Election Day	Early Voting	Ballot By Mail	Provision al Ballots	Limited Ballots
For	210	56.76%	<div><div></div></div>	83	119	8	0	0
Against	160	43.24%	<div><div></div></div>	64	85	11	0	0
Total Votes Cast	370	100.00%	<div><div></div></div>	147	204	19	0	0
Overvotes	0			0	0	0	0	0
Undervotes	27			9	15	3	0	0
Contest Totals	397			156	219	22	0	0

Proposition D City of Plano

Vote For 1

	TOTAL	VOTE %		Election Day	Early Voting	Ballot By Mail	Provision al Ballots	Limited Ballots
For	278	75.14%	<div><div></div></div>	109	153	16	0	0
Against	92	24.86%	<div><div></div></div>	38	51	3	0	0
Total Votes Cast	370	100.00%	<div><div></div></div>	147	204	19	0	0
Overvotes	0			0	0	0	0	0
Undervotes	27			9	15	3	0	0
Contest Totals	397			156	219	22	0	0

Proposition E City of Plano

Vote For 1

	TOTAL	VOTE %		Election Day	Early Voting	Ballot By Mail	Provision al Ballots	Limited Ballots
For	232	63.04%	<div><div></div></div>	87	133	12	0	0
Against	136	36.96%	<div><div></div></div>	57	73	6	0	0
Total Votes Cast	368	100.00%	<div><div></div></div>	144	206	18	0	0
Overvotes	0			0	0	0	0	0
Undervotes	29			12	13	4	0	0
Contest Totals	397			156	219	22	0	0

Proposition F City of Plano

Vote For 1

	TOTAL	VOTE %		Election Day	Early Voting	Ballot By Mail	Provision al Ballots	Limited Ballots
For	286	76.88%	<div><div></div></div>	113	159	14	0	0
Against	86	23.12%	<div><div></div></div>	34	46	6	0	0
Total Votes Cast	372	100.00%	<div><div></div></div>	147	205	20	0	0
Overvotes	0			0	0	0	0	0
Undervotes	25			9	14	2	0	0
Contest Totals	397			156	219	22	0	0

Summary Results Report
May 1st, 2021 City/School General and Special
Elections
May 1st, 2021

Final Results
SOVC
Collin County

066

Trustee, Place 1 Plano

Vote For 1

	TOTAL	VOTE %		Election Day	Early Voting	Ballot By Mail	Provision al Ballots	Limited Ballots
Lauren Tyra	214	63.50%	<div><div></div></div>	77	128	9	0	0
Shafik Ben Guesmia	10	2.97%	<div><div></div></div>	4	5	1	0	0
Semida Voicu	113	33.53%	<div><div></div></div>	49	55	9	0	0
Total Votes Cast	337	100.00%	<div><div></div></div>	130	188	19	0	0
Overvotes	0			0	0	0	0	0
Undervotes	60			26	31	3	0	0
Contest Totals	397			156	219	22	0	0

Trustee, Place 2 Plano

Vote For 1

	TOTAL	VOTE %		Election Day	Early Voting	Ballot By Mail	Provision al Ballots	Limited Ballots
Dayna Oscherwitz	157	46.87%	<div><div></div></div>	54	100	3	0	0
Ajikwaga Felli	6	1.79%	<div><div></div></div>	3	2	1	0	0
Angela Powell	172	51.34%	<div><div></div></div>	72	85	15	0	0
Total Votes Cast	335	100.00%	<div><div></div></div>	129	187	19	0	0
Overvotes	0			0	0	0	0	0
Undervotes	62			27	32	3	0	0
Contest Totals	397			156	219	22	0	0

Trustee, Place 3 Plano

Vote For 1

	TOTAL	VOTE %		Election Day	Early Voting	Ballot By Mail	Provision al Ballots	Limited Ballots
Nancy C. Humphrey	211	65.12%	<div><div></div></div>	79	123	9	0	0
Lynn Walling	113	34.88%	<div><div></div></div>	48	56	9	0	0
Total Votes Cast	324	100.00%	<div><div></div></div>	127	179	18	0	0
Overvotes	0			0	0	0	0	0
Undervotes	73			29	40	4	0	0
Contest Totals	397			156	219	22	0	0

Trustee, Place 6 Plano

Vote For 1

	TOTAL	VOTE %		Election Day	Early Voting	Ballot By Mail	Provision al Ballots	Limited Ballots
Marilyn Loughray	128	38.67%	<div><div></div></div>	57	61	10	0	0
Jeri Chambers	203	61.33%	<div><div></div></div>	69	124	10	0	0
Total Votes Cast	331	100.00%	<div><div></div></div>	126	185	20	0	0
Overvotes	0			0	0	0	0	0
Undervotes	66			30	34	2	0	0
Contest Totals	397			156	219	22	0	0

Summary Results Report
May 1st, 2021 City/School General and Special
Elections
May 1st, 2021

Final Results
SOVC
Collin County

066

Trustee, Place 7 Collin County Community College

Vote For 1

	TOTAL	VOTE %		Election Day	Early Voting	Ballot By Mail	Provision al Ballots	Limited Ballots
Jim Orr	173	51.49%	<div><div></div></div>	74	87	12	0	0
Helen Chang	163	48.51%	<div><div></div></div>	55	101	7	0	0
Total Votes Cast	336	100.00%	<div><div></div></div>	129	188	19	0	0
Overvotes	0			0	0	0	0	0
Undervotes	61			27	31	3	0	0
Contest Totals	397			156	219	22	0	0

Trustee, Place 8 Collin County Community College

Vote For 1

	TOTAL	VOTE %		Election Day	Early Voting	Ballot By Mail	Provision al Ballots	Limited Ballots
Misty Irby	170	51.83%	<div><div></div></div>	60	104	6	0	0
Bob Collins	158	48.17%	<div><div></div></div>	64	79	15	0	0
Total Votes Cast	328	100.00%	<div><div></div></div>	124	183	21	0	0
Overvotes	0			0	0	0	0	0
Undervotes	69			32	36	1	0	0
Contest Totals	397			156	219	22	0	0

Trustee, Place 9 Collin County Community College

Vote For 1

	TOTAL	VOTE %		Election Day	Early Voting	Ballot By Mail	Provision al Ballots	Limited Ballots
Andy Hardin	178	55.62%	<div><div></div></div>	72	90	16	0	0
Jacoby Stewart Sr.	142	44.38%	<div><div></div></div>	48	92	2	0	0
Total Votes Cast	320	100.00%	<div><div></div></div>	120	182	18	0	0
Overvotes	0			0	0	0	0	0
Undervotes	77			36	37	4	0	0
Contest Totals	397			156	219	22	0	0

Summary Results Report
May 1st, 2021 City/School General and Special
Elections
May 1st, 2021

Final Results
SOVC
Collin County

067

Statistics

	TOTAL	Election Day	Early Voting	Ballot By Mail	Provision al Ballots	Limited Ballots
Registered Voters - Total	2,650					
Ballots Cast - Total	479	127	320	32	0	0
Voter Turnout - Total	18.08%					

Councilmember, Place No.2 Plano

Vote For 1

	TOTAL	VOTE %		Election Day	Early Voting	Ballot By Mail	Provision al Ballots	Limited Ballots
Anthony Ricciardelli	251	56.15%	<div><div></div></div>	53	182	16	0	0
Steve Lavine	196	43.85%	<div><div></div></div>	63	118	15	0	0
Total Votes Cast	447	100.00%	<div><div></div></div>	116	300	31	0	0
Overvotes	0			0	0	0	0	0
Undervotes	32			11	20	1	0	0
Contest Totals	479			127	320	32	0	0

Councilmember, Place No.4 Plano

Vote For 1

	TOTAL	VOTE %		Election Day	Early Voting	Ballot By Mail	Provision al Ballots	Limited Ballots
Vidal Quintanilla	14	3.16%	<div><div></div></div>	3	11	0	0	0
Justin Adcock	205	46.28%	<div><div></div></div>	47	148	10	0	0
Kayci Prince	183	41.31%	<div><div></div></div>	47	119	17	0	0
Nassat Parveen	41	9.26%	<div><div></div></div>	20	18	3	0	0
Total Votes Cast	443	100.00%	<div><div></div></div>	117	296	30	0	0
Overvotes	0			0	0	0	0	0
Undervotes	36			10	24	2	0	0
Contest Totals	479			127	320	32	0	0

Councilmember, Place No.6 (Mayor)

Vote For 1

	TOTAL	VOTE %		Election Day	Early Voting	Ballot By Mail	Provision al Ballots	Limited Ballots
Lydia Ortega	14	2.97%	<div><div></div></div>	0	13	1	0	0
Lily Bao	229	48.52%	<div><div></div></div>	49	167	13	0	0
John Muns	229	48.52%	<div><div></div></div>	77	134	18	0	0
Total Votes Cast	472	100.00%	<div><div></div></div>	126	314	32	0	0
Overvotes	0			0	0	0	0	0
Undervotes	7			1	6	0	0	0
Contest Totals	479			127	320	32	0	0

Summary Results Report
May 1st, 2021 City/School General and Special
Elections
May 1st, 2021

Final Results
SOVC
Collin County

067

Councilmember, Place No.8 Plano

Vote For 1

	TOTAL	VOTE %		Election Day	Early Voting	Ballot By Mail	Provision al Ballots	Limited Ballots
Elisa Klein	185	42.53%	<div><div></div></div>	60	111	14	0	0
Rick Smith	250	57.47%	<div><div></div></div>	55	180	15	0	0
Total Votes Cast	435	100.00%	<div><div></div></div>	115	291	29	0	0
Overvotes	0			0	0	0	0	0
Undervotes	44			12	29	3	0	0
Contest Totals	479			127	320	32	0	0

Councilmember, Place No.7 Plano

Vote For 1

	TOTAL	VOTE %		Election Day	Early Voting	Ballot By Mail	Provision al Ballots	Limited Ballots
David M. Smith	57	13.01%	<div><div></div></div>	19	34	4	0	0
Julie Holmer	155	35.39%	<div><div></div></div>	46	98	11	0	0
Sandeep Srivastava	32	7.31%	<div><div></div></div>	10	22	0	0	0
Chris Robertson	168	38.36%	<div><div></div></div>	36	121	11	0	0
Bill Lisle III	26	5.94%	<div><div></div></div>	6	17	3	0	0
Total Votes Cast	438	100.00%	<div><div></div></div>	117	292	29	0	0
Overvotes	0			0	0	0	0	0
Undervotes	41			10	28	3	0	0
Contest Totals	479			127	320	32	0	0

Proposition A City of Plano

Vote For 1

	TOTAL	VOTE %		Election Day	Early Voting	Ballot By Mail	Provision al Ballots	Limited Ballots
For	366	79.74%	<div><div></div></div>	96	243	27	0	0
Against	93	20.26%	<div><div></div></div>	26	64	3	0	0
Total Votes Cast	459	100.00%	<div><div></div></div>	122	307	30	0	0
Overvotes	0			0	0	0	0	0
Undervotes	20			5	13	2	0	0
Contest Totals	479			127	320	32	0	0

Proposition B City of Plano

Vote For 1

	TOTAL	VOTE %		Election Day	Early Voting	Ballot By Mail	Provision al Ballots	Limited Ballots
For	324	70.74%	<div><div></div></div>	93	208	23	0	0
Against	134	29.26%	<div><div></div></div>	29	97	8	0	0
Total Votes Cast	458	100.00%	<div><div></div></div>	122	305	31	0	0
Overvotes	0			0	0	0	0	0
Undervotes	21			5	15	1	0	0
Contest Totals	479			127	320	32	0	0

Summary Results Report
May 1st, 2021 City/School General and Special
Elections
May 1st, 2021

Final Results
SOVC
Collin County

067

Proposition C City of Plano

Vote For 1

	TOTAL	VOTE %		Election Day	Early Voting	Ballot By Mail	Provision al Ballots	Limited Ballots
For	258	56.95%	<div><div></div></div>	81	159	18	0	0
Against	195	43.05%	<div><div></div></div>	41	141	13	0	0
Total Votes Cast	453	100.00%	<div><div></div></div>	122	300	31	0	0
Overvotes	0			0	0	0	0	0
Undervotes	26			5	20	1	0	0
Contest Totals	479			127	320	32	0	0

Proposition D City of Plano

Vote For 1

	TOTAL	VOTE %		Election Day	Early Voting	Ballot By Mail	Provision al Ballots	Limited Ballots
For	335	73.79%	<div><div></div></div>	90	219	26	0	0
Against	119	26.21%	<div><div></div></div>	32	82	5	0	0
Total Votes Cast	454	100.00%	<div><div></div></div>	122	301	31	0	0
Overvotes	0			0	0	0	0	0
Undervotes	25			5	19	1	0	0
Contest Totals	479			127	320	32	0	0

Proposition E City of Plano

Vote For 1

	TOTAL	VOTE %		Election Day	Early Voting	Ballot By Mail	Provision al Ballots	Limited Ballots
For	272	60.58%	<div><div></div></div>	78	179	15	0	0
Against	177	39.42%	<div><div></div></div>	44	118	15	0	0
Total Votes Cast	449	100.00%	<div><div></div></div>	122	297	30	0	0
Overvotes	0			0	0	0	0	0
Undervotes	30			5	23	2	0	0
Contest Totals	479			127	320	32	0	0

Proposition F City of Plano

Vote For 1

	TOTAL	VOTE %		Election Day	Early Voting	Ballot By Mail	Provision al Ballots	Limited Ballots
For	333	73.67%	<div><div></div></div>	91	217	25	0	0
Against	119	26.33%	<div><div></div></div>	31	82	6	0	0
Total Votes Cast	452	100.00%	<div><div></div></div>	122	299	31	0	0
Overvotes	0			0	0	0	0	0
Undervotes	27			5	21	1	0	0
Contest Totals	479			127	320	32	0	0

Summary Results Report
May 1st, 2021 City/School General and Special
Elections
May 1st, 2021

Final Results
SOVC
Collin County

067

Trustee, Place 1 Plano

Vote For 1

	TOTAL	VOTE %		Election Day	Early Voting	Ballot By Mail	Provision al Ballots	Limited Ballots
Lauren Tyra	230	57.79%	<div><div></div></div>	74	141	15	0	0
Shafik Ben Guesmia	10	2.51%	<div><div></div></div>	4	5	1	0	0
Semida Voicu	158	39.70%	<div><div></div></div>	26	119	13	0	0
Total Votes Cast	398	100.00%	<div><div></div></div>	104	265	29	0	0
Overvotes	0			0	0	0	0	0
Undervotes	81			23	55	3	0	0
Contest Totals	479			127	320	32	0	0

Trustee, Place 2 Plano

Vote For 1

	TOTAL	VOTE %		Election Day	Early Voting	Ballot By Mail	Provision al Ballots	Limited Ballots
Dayna Oscherwitz	154	38.21%	<div><div></div></div>	52	90	12	0	0
Ajikwaga Felli	11	2.73%	<div><div></div></div>	4	5	2	0	0
Angela Powell	238	59.06%	<div><div></div></div>	49	174	15	0	0
Total Votes Cast	403	100.00%	<div><div></div></div>	105	269	29	0	0
Overvotes	0			0	0	0	0	0
Undervotes	76			22	51	3	0	0
Contest Totals	479			127	320	32	0	0

Trustee, Place 3 Plano

Vote For 1

	TOTAL	VOTE %		Election Day	Early Voting	Ballot By Mail	Provision al Ballots	Limited Ballots
Nancy C. Humphrey	229	60.42%	<div><div></div></div>	71	139	19	0	0
Lynn Walling	150	39.58%	<div><div></div></div>	29	111	10	0	0
Total Votes Cast	379	100.00%	<div><div></div></div>	100	250	29	0	0
Overvotes	0			0	0	0	0	0
Undervotes	100			27	70	3	0	0
Contest Totals	479			127	320	32	0	0

Trustee, Place 6 Plano

Vote For 1

	TOTAL	VOTE %		Election Day	Early Voting	Ballot By Mail	Provision al Ballots	Limited Ballots
Marilyn Loughray	194	48.87%	<div><div></div></div>	40	144	10	0	0
Jeri Chambers	203	51.13%	<div><div></div></div>	65	119	19	0	0
Total Votes Cast	397	100.00%	<div><div></div></div>	105	263	29	0	0
Overvotes	0			0	0	0	0	0
Undervotes	82			22	57	3	0	0
Contest Totals	479			127	320	32	0	0

Summary Results Report
May 1st, 2021 City/School General and Special
Elections
May 1st, 2021

Final Results
SOVC
Collin County

067

Trustee, Place 7 Collin County Community College

Vote For 1

	TOTAL	VOTE %		Election Day	Early Voting	Ballot By Mail	Provision al Ballots	Limited Ballots
Jim Orr	209	54.01%	<div><div></div></div>	43	152	14	0	0
Helen Chang	178	45.99%	<div><div></div></div>	62	103	13	0	0
Total Votes Cast	387	100.00%	<div><div></div></div>	105	255	27	0	0
Overvotes	0			0	0	0	0	0
Undervotes	92			22	65	5	0	0
Contest Totals	479			127	320	32	0	0

Trustee, Place 8 Collin County Community College

Vote For 1

	TOTAL	VOTE %		Election Day	Early Voting	Ballot By Mail	Provision al Ballots	Limited Ballots
Misty Irby	176	46.32%	<div><div></div></div>	59	106	11	0	0
Bob Collins	204	53.68%	<div><div></div></div>	43	145	16	0	0
Total Votes Cast	380	100.00%	<div><div></div></div>	102	251	27	0	0
Overvotes	0			0	0	0	0	0
Undervotes	99			25	69	5	0	0
Contest Totals	479			127	320	32	0	0

Trustee, Place 9 Collin County Community College

Vote For 1

	TOTAL	VOTE %		Election Day	Early Voting	Ballot By Mail	Provision al Ballots	Limited Ballots
Andy Hardin	229	61.07%	<div><div></div></div>	44	166	19	0	0
Jacoby Stewart Sr.	146	38.93%	<div><div></div></div>	56	82	8	0	0
Total Votes Cast	375	100.00%	<div><div></div></div>	100	248	27	0	0
Overvotes	0			0	0	0	0	0
Undervotes	104			27	72	5	0	0
Contest Totals	479			127	320	32	0	0

Summary Results Report
May 1st, 2021 City/School General and Special
Elections
May 1st, 2021

Final Results
SOVC
Collin County

068

Statistics

	TOTAL	Election Day	Early Voting	Ballot By Mail	Provision al Ballots	Limited Ballots
Registered Voters - Total	1,971					
Ballots Cast - Total	330	121	201	8	0	0
Voter Turnout - Total	16.74%					

Councilmember, Place No.2 Plano

Vote For 1

	TOTAL	VOTE %		Election Day	Early Voting	Ballot By Mail	Provision al Ballots	Limited Ballots
Anthony Ricciardelli	163	52.24%	<div><div></div></div>	56	104	3	0	0
Steve Lavine	149	47.76%	<div><div></div></div>	61	85	3	0	0
Total Votes Cast	312	100.00%	<div><div></div></div>	117	189	6	0	0
Overvotes	0			0	0	0	0	0
Undervotes	18			4	12	2	0	0
Contest Totals	330			121	201	8	0	0

Councilmember, Place No.4 Plano

Vote For 1

	TOTAL	VOTE %		Election Day	Early Voting	Ballot By Mail	Provision al Ballots	Limited Ballots
Vidal Quintanilla	19	6.27%	<div><div></div></div>	12	5	2	0	0
Justin Adcock	148	48.84%	<div><div></div></div>	50	96	2	0	0
Kayci Prince	109	35.97%	<div><div></div></div>	36	71	2	0	0
Nassat Parveen	27	8.91%	<div><div></div></div>	12	15	0	0	0
Total Votes Cast	303	100.00%	<div><div></div></div>	110	187	6	0	0
Overvotes	0			0	0	0	0	0
Undervotes	27			11	14	2	0	0
Contest Totals	330			121	201	8	0	0

Councilmember, Place No.6 (Mayor)

Vote For 1

	TOTAL	VOTE %		Election Day	Early Voting	Ballot By Mail	Provision al Ballots	Limited Ballots
Lydia Ortega	20	6.14%	<div><div></div></div>	12	7	1	0	0
Lily Bao	142	43.56%	<div><div></div></div>	47	93	2	0	0
John Muns	164	50.31%	<div><div></div></div>	60	99	5	0	0
Total Votes Cast	326	100.00%	<div><div></div></div>	119	199	8	0	0
Overvotes	0			0	0	0	0	0
Undervotes	4			2	2	0	0	0
Contest Totals	330			121	201	8	0	0

Summary Results Report
May 1st, 2021 City/School General and Special
Elections
May 1st, 2021

Final Results
SOVC
Collin County

068

Councilmember, Place No.8 Plano

Vote For 1

	TOTAL	VOTE %		Election Day	Early Voting	Ballot By Mail	Provision al Ballots	Limited Ballots
Elisa Klein	134	44.08%	<div><div></div></div>	55	75	4	0	0
Rick Smith	170	55.92%	<div><div></div></div>	57	111	2	0	0
Total Votes Cast	304	100.00%	<div><div></div></div>	112	186	6	0	0
Overvotes	0			0	0	0	0	0
Undervotes	26			9	15	2	0	0
Contest Totals	330			121	201	8	0	0

Councilmember, Place No.7 Plano

Vote For 1

	TOTAL	VOTE %		Election Day	Early Voting	Ballot By Mail	Provision al Ballots	Limited Ballots
David M. Smith	40	13.03%	<div><div></div></div>	16	23	1	0	0
Julie Holmer	111	36.16%	<div><div></div></div>	41	68	2	0	0
Sandeep Srivastava	24	7.82%	<div><div></div></div>	11	13	0	0	0
Chris Robertson	119	38.76%	<div><div></div></div>	38	79	2	0	0
Bill Lisle III	13	4.23%	<div><div></div></div>	6	7	0	0	0
Total Votes Cast	307	100.00%	<div><div></div></div>	112	190	5	0	0
Overvotes	0			0	0	0	0	0
Undervotes	23			9	11	3	0	0
Contest Totals	330			121	201	8	0	0

Proposition A City of Plano

Vote For 1

	TOTAL	VOTE %		Election Day	Early Voting	Ballot By Mail	Provision al Ballots	Limited Ballots
For	249	78.80%	<div><div></div></div>	84	158	7	0	0
Against	67	21.20%	<div><div></div></div>	31	36	0	0	0
Total Votes Cast	316	100.00%	<div><div></div></div>	115	194	7	0	0
Overvotes	0			0	0	0	0	0
Undervotes	14			6	7	1	0	0
Contest Totals	330			121	201	8	0	0

Proposition B City of Plano

Vote For 1

	TOTAL	VOTE %		Election Day	Early Voting	Ballot By Mail	Provision al Ballots	Limited Ballots
For	201	64.01%	<div><div></div></div>	75	125	1	0	0
Against	113	35.99%	<div><div></div></div>	39	70	4	0	0
Total Votes Cast	314	100.00%	<div><div></div></div>	114	195	5	0	0
Overvotes	0			0	0	0	0	0
Undervotes	16			7	6	3	0	0
Contest Totals	330			121	201	8	0	0

Summary Results Report
May 1st, 2021 City/School General and Special
Elections
May 1st, 2021

Final Results
SOVC
Collin County

068

Proposition C City of Plano

Vote For 1

	TOTAL	VOTE %		Election Day	Early Voting	Ballot By Mail	Provision al Ballots	Limited Ballots
For	151	48.55%	<div><div></div></div>	49	99	3	0	0
Against	160	51.45%	<div><div></div></div>	65	92	3	0	0
Total Votes Cast	311	100.00%	<div><div></div></div>	114	191	6	0	0
Overvotes	0			0	0	0	0	0
Undervotes	19			7	10	2	0	0
Contest Totals	330			121	201	8	0	0

Proposition D City of Plano

Vote For 1

	TOTAL	VOTE %		Election Day	Early Voting	Ballot By Mail	Provision al Ballots	Limited Ballots
For	205	65.92%	<div><div></div></div>	64	136	5	0	0
Against	106	34.08%	<div><div></div></div>	50	55	1	0	0
Total Votes Cast	311	100.00%	<div><div></div></div>	114	191	6	0	0
Overvotes	0			0	0	0	0	0
Undervotes	19			7	10	2	0	0
Contest Totals	330			121	201	8	0	0

Proposition E City of Plano

Vote For 1

	TOTAL	VOTE %		Election Day	Early Voting	Ballot By Mail	Provision al Ballots	Limited Ballots
For	182	58.71%	<div><div></div></div>	63	116	3	0	0
Against	128	41.29%	<div><div></div></div>	50	75	3	0	0
Total Votes Cast	310	100.00%	<div><div></div></div>	113	191	6	0	0
Overvotes	0			0	0	0	0	0
Undervotes	20			8	10	2	0	0
Contest Totals	330			121	201	8	0	0

Proposition F City of Plano

Vote For 1

	TOTAL	VOTE %		Election Day	Early Voting	Ballot By Mail	Provision al Ballots	Limited Ballots
For	218	68.99%	<div><div></div></div>	75	141	2	0	0
Against	98	31.01%	<div><div></div></div>	39	55	4	0	0
Total Votes Cast	316	100.00%	<div><div></div></div>	114	196	6	0	0
Overvotes	0			0	0	0	0	0
Undervotes	14			7	5	2	0	0
Contest Totals	330			121	201	8	0	0

Summary Results Report
May 1st, 2021 City/School General and Special
Elections
May 1st, 2021

Final Results
SOVC
Collin County

068

Trustee, Place 1 Plano

Vote For 1

	TOTAL	VOTE %		Election Day	Early Voting	Ballot By Mail	Provision al Ballots	Limited Ballots
Lauren Tyra	162	56.64%	<div><div></div></div>	59	102	1	0	0
Shafik Ben Guesmia	12	4.20%	<div><div></div></div>	5	7	0	0	0
Semida Voicu	112	39.16%	<div><div></div></div>	40	69	3	0	0
Total Votes Cast	286	100.00%	<div><div></div></div>	104	178	4	0	0
Overvotes	0			0	0	0	0	0
Undervotes	44			17	23	4	0	0
Contest Totals	330			121	201	8	0	0

Trustee, Place 2 Plano

Vote For 1

	TOTAL	VOTE %		Election Day	Early Voting	Ballot By Mail	Provision al Ballots	Limited Ballots
Dayna Oscherwitz	106	36.81%	<div><div></div></div>	42	63	1	0	0
Ajikwaga Felli	12	4.17%	<div><div></div></div>	6	6	0	0	0
Angela Powell	170	59.03%	<div><div></div></div>	57	109	4	0	0
Total Votes Cast	288	100.00%	<div><div></div></div>	105	178	5	0	0
Overvotes	0			0	0	0	0	0
Undervotes	42			16	23	3	0	0
Contest Totals	330			121	201	8	0	0

Trustee, Place 3 Plano

Vote For 1

	TOTAL	VOTE %		Election Day	Early Voting	Ballot By Mail	Provision al Ballots	Limited Ballots
Nancy C. Humphrey	167	61.40%	<div><div></div></div>	61	103	3	0	0
Lynn Walling	105	38.60%	<div><div></div></div>	38	65	2	0	0
Total Votes Cast	272	100.00%	<div><div></div></div>	99	168	5	0	0
Overvotes	0			0	0	0	0	0
Undervotes	58			22	33	3	0	0
Contest Totals	330			121	201	8	0	0

Trustee, Place 6 Plano

Vote For 1

	TOTAL	VOTE %		Election Day	Early Voting	Ballot By Mail	Provision al Ballots	Limited Ballots
Marilyn Loughray	124	44.44%	<div><div></div></div>	44	78	2	0	0
Jeri Chambers	155	55.56%	<div><div></div></div>	54	98	3	0	0
Total Votes Cast	279	100.00%	<div><div></div></div>	98	176	5	0	0
Overvotes	0			0	0	0	0	0
Undervotes	51			23	25	3	0	0
Contest Totals	330			121	201	8	0	0

Summary Results Report
May 1st, 2021 City/School General and Special
Elections
May 1st, 2021

Final Results
SOVC
Collin County

068

Trustee, Place 7 Collin County Community College

Vote For 1

	TOTAL	VOTE %		Election Day	Early Voting	Ballot By Mail	Provision al Ballots	Limited Ballots
Jim Orr	155	55.96%	<div><div></div></div>	52	100	3	0	0
Helen Chang	122	44.04%	<div><div></div></div>	50	71	1	0	0
Total Votes Cast	277	100.00%	<div><div></div></div>	102	171	4	0	0
Overvotes	0			0	0	0	0	0
Undervotes	53			19	30	4	0	0
Contest Totals	330			121	201	8	0	0

Trustee, Place 8 Collin County Community College

Vote For 1

	TOTAL	VOTE %		Election Day	Early Voting	Ballot By Mail	Provision al Ballots	Limited Ballots
Misty Irby	124	44.60%	<div><div></div></div>	52	70	2	0	0
Bob Collins	154	55.40%	<div><div></div></div>	48	104	2	0	0
Total Votes Cast	278	100.00%	<div><div></div></div>	100	174	4	0	0
Overvotes	0			0	0	0	0	0
Undervotes	52			21	27	4	0	0
Contest Totals	330			121	201	8	0	0

Trustee, Place 9 Collin County Community College

Vote For 1

	TOTAL	VOTE %		Election Day	Early Voting	Ballot By Mail	Provision al Ballots	Limited Ballots
Andy Hardin	162	59.34%	<div><div></div></div>	51	108	3	0	0
Jacoby Stewart Sr.	111	40.66%	<div><div></div></div>	49	61	1	0	0
Total Votes Cast	273	100.00%	<div><div></div></div>	100	169	4	0	0
Overvotes	0			0	0	0	0	0
Undervotes	57			21	32	4	0	0
Contest Totals	330			121	201	8	0	0

Summary Results Report
May 1st, 2021 City/School General and Special
Elections
May 1st, 2021

Final Results
SOVC
Collin County

069

Statistics

	TOTAL	Election Day	Early Voting	Ballot By Mail	Provision al Ballots	Limited Ballots
Registered Voters - Total	3,683					
Ballots Cast - Total	1,029	290	706	31	2	0
Voter Turnout - Total	27.94%					

Councilmember, Place No.2 Plano

Vote For 1

	TOTAL	VOTE %		Election Day	Early Voting	Ballot By Mail	Provision al Ballots	Limited Ballots
Anthony Ricciardelli	533	55.52%	<div><div></div></div>	163	352	17	1	0
Steve Lavine	427	44.48%	<div><div></div></div>	109	306	11	1	0
Total Votes Cast	960	100.00%	<div><div></div></div>	272	658	28	2	0
Overvotes	0			0	0	0	0	0
Undervotes	69			18	48	3	0	0
Contest Totals	1,029			290	706	31	2	0

Councilmember, Place No.4 Plano

Vote For 1

	TOTAL	VOTE %		Election Day	Early Voting	Ballot By Mail	Provision al Ballots	Limited Ballots
Vidal Quintanilla	35	3.73%	<div><div></div></div>	14	20	1	0	0
Justin Adcock	423	45.05%	<div><div></div></div>	128	282	12	1	0
Kayci Prince	321	34.19%	<div><div></div></div>	77	232	11	1	0
Nassat Parveen	160	17.04%	<div><div></div></div>	45	113	2	0	0
Total Votes Cast	939	100.00%	<div><div></div></div>	264	647	26	2	0
Overvotes	0			0	0	0	0	0
Undervotes	90			26	59	5	0	0
Contest Totals	1,029			290	706	31	2	0

Councilmember, Place No.6 (Mayor)

Vote For 1

	TOTAL	VOTE %		Election Day	Early Voting	Ballot By Mail	Provision al Ballots	Limited Ballots
Lydia Ortega	37	3.62%	<div><div></div></div>	9	27	1	0	0
Lily Bao	477	46.63%	<div><div></div></div>	153	307	16	1	0
John Muns	509	49.76%	<div><div></div></div>	127	367	14	1	0
Total Votes Cast	1,023	100.00%	<div><div></div></div>	289	701	31	2	0
Overvotes	0			0	0	0	0	0
Undervotes	6			1	5	0	0	0
Contest Totals	1,029			290	706	31	2	0

Summary Results Report
May 1st, 2021 City/School General and Special
Elections
May 1st, 2021

Final Results
SOVC
Collin County

069

Councilmember, Place No.8 Plano

Vote For 1

	TOTAL	VOTE %		Election Day	Early Voting	Ballot By Mail	Provisional Ballots	Limited Ballots
Elisa Klein	417	44.13%	<div><div></div></div>	109	298	9	1	0
Rick Smith	528	55.87%	<div><div></div></div>	157	355	15	1	0
Total Votes Cast	945	100.00%	<div><div></div></div>	266	653	24	2	0
Overvotes	0			0	0	0	0	0
Undervotes	84			24	53	7	0	0
Contest Totals	1,029			290	706	31	2	0

Councilmember, Place No.7 Plano

Vote For 1

	TOTAL	VOTE %		Election Day	Early Voting	Ballot By Mail	Provisional Ballots	Limited Ballots
David M. Smith	143	15.31%	<div><div></div></div>	43	97	3	0	0
Julie Holmer	274	29.34%	<div><div></div></div>	65	203	5	1	0
Sandeep Srivastava	74	7.92%	<div><div></div></div>	15	58	1	0	0
Chris Robertson	379	40.58%	<div><div></div></div>	114	254	10	1	0
Bill Lisle III	64	6.85%	<div><div></div></div>	26	32	6	0	0
Total Votes Cast	934	100.00%	<div><div></div></div>	263	644	25	2	0
Overvotes	0			0	0	0	0	0
Undervotes	95			27	62	6	0	0
Contest Totals	1,029			290	706	31	2	0

Proposition A City of Plano

Vote For 1

	TOTAL	VOTE %		Election Day	Early Voting	Ballot By Mail	Provisional Ballots	Limited Ballots
For	741	75.84%	<div><div></div></div>	194	523	23	1	0
Against	236	24.16%	<div><div></div></div>	79	149	7	1	0
Total Votes Cast	977	100.00%	<div><div></div></div>	273	672	30	2	0
Overvotes	0			0	0	0	0	0
Undervotes	52			17	34	1	0	0
Contest Totals	1,029			290	706	31	2	0

Proposition B City of Plano

Vote For 1

	TOTAL	VOTE %		Election Day	Early Voting	Ballot By Mail	Provisional Ballots	Limited Ballots
For	685	70.33%	<div><div></div></div>	171	495	19	0	0
Against	289	29.67%	<div><div></div></div>	101	175	11	2	0
Total Votes Cast	974	100.00%	<div><div></div></div>	272	670	30	2	0
Overvotes	0			0	0	0	0	0
Undervotes	55			18	36	1	0	0
Contest Totals	1,029			290	706	31	2	0

Summary Results Report
May 1st, 2021 City/School General and Special
Elections
May 1st, 2021

Final Results
SOVC
Collin County

069

Proposition C City of Plano

Vote For 1

	TOTAL	VOTE %		Election Day	Early Voting	Ballot By Mail	Provision al Ballots	Limited Ballots
For	511	53.45%	<div><div></div></div>	134	365	12	0	0
Against	445	46.55%	<div><div></div></div>	135	291	17	2	0
Total Votes Cast	956	100.00%	<div><div></div></div>	269	656	29	2	0
Overvotes	0			0	0	0	0	0
Undervotes	73			21	50	2	0	0
Contest Totals	1,029			290	706	31	2	0

Proposition D City of Plano

Vote For 1

	TOTAL	VOTE %		Election Day	Early Voting	Ballot By Mail	Provision al Ballots	Limited Ballots
For	689	71.85%	<div><div></div></div>	181	485	21	2	0
Against	270	28.15%	<div><div></div></div>	88	174	8	0	0
Total Votes Cast	959	100.00%	<div><div></div></div>	269	659	29	2	0
Overvotes	0			0	0	0	0	0
Undervotes	70			21	47	2	0	0
Contest Totals	1,029			290	706	31	2	0

Proposition E City of Plano

Vote For 1

	TOTAL	VOTE %		Election Day	Early Voting	Ballot By Mail	Provision al Ballots	Limited Ballots
For	563	59.14%	<div><div></div></div>	146	400	15	2	0
Against	389	40.86%	<div><div></div></div>	122	254	13	0	0
Total Votes Cast	952	100.00%	<div><div></div></div>	268	654	28	2	0
Overvotes	0			0	0	0	0	0
Undervotes	77			22	52	3	0	0
Contest Totals	1,029			290	706	31	2	0

Proposition F City of Plano

Vote For 1

	TOTAL	VOTE %		Election Day	Early Voting	Ballot By Mail	Provision al Ballots	Limited Ballots
For	674	70.35%	<div><div></div></div>	179	479	15	1	0
Against	284	29.65%	<div><div></div></div>	91	179	13	1	0
Total Votes Cast	958	100.00%	<div><div></div></div>	270	658	28	2	0
Overvotes	0			0	0	0	0	0
Undervotes	71			20	48	3	0	0
Contest Totals	1,029			290	706	31	2	0

Summary Results Report
May 1st, 2021 City/School General and Special
Elections
May 1st, 2021

Final Results
SOVC
Collin County

069

Trustee, Place 1 Plano

Vote For 1

	TOTAL	VOTE %		Election Day	Early Voting	Ballot By Mail	Provision al Ballots	Limited Ballots
Lauren Tyra	508	58.53%	<div><div></div></div>	134	357	16	1	0
Shafik Ben Guesmia	33	3.80%	<div><div></div></div>	8	24	1	0	0
Semida Voicu	327	37.67%	<div><div></div></div>	101	218	7	1	0
Total Votes Cast	868	100.00%	<div><div></div></div>	243	599	24	2	0
Overvotes	0			0	0	0	0	0
Undervotes	161			47	107	7	0	0
Contest Totals	1,029			290	706	31	2	0

Trustee, Place 2 Plano

Vote For 1

	TOTAL	VOTE %		Election Day	Early Voting	Ballot By Mail	Provision al Ballots	Limited Ballots
Dayna Oscherwitz	355	41.23%	<div><div></div></div>	85	264	5	1	0
Ajikwaga Felli	32	3.72%	<div><div></div></div>	7	25	0	0	0
Angela Powell	474	55.05%	<div><div></div></div>	151	304	18	1	0
Total Votes Cast	861	100.00%	<div><div></div></div>	243	593	23	2	0
Overvotes	0			0	0	0	0	0
Undervotes	168			47	113	8	0	0
Contest Totals	1,029			290	706	31	2	0

Trustee, Place 3 Plano

Vote For 1

	TOTAL	VOTE %		Election Day	Early Voting	Ballot By Mail	Provision al Ballots	Limited Ballots
Nancy C. Humphrey	488	57.89%	<div><div></div></div>	119	350	18	1	0
Lynn Walling	355	42.11%	<div><div></div></div>	120	229	5	1	0
Total Votes Cast	843	100.00%	<div><div></div></div>	239	579	23	2	0
Overvotes	0			0	0	0	0	0
Undervotes	186			51	127	8	0	0
Contest Totals	1,029			290	706	31	2	0

Trustee, Place 6 Plano

Vote For 1

	TOTAL	VOTE %		Election Day	Early Voting	Ballot By Mail	Provision al Ballots	Limited Ballots
Marilyn Loughray	382	45.21%	<div><div></div></div>	126	243	12	1	0
Jeri Chambers	463	54.79%	<div><div></div></div>	113	339	10	1	0
Total Votes Cast	845	100.00%	<div><div></div></div>	239	582	22	2	0
Overvotes	0			0	0	0	0	0
Undervotes	184			51	124	9	0	0
Contest Totals	1,029			290	706	31	2	0

Summary Results Report
May 1st, 2021 City/School General and Special
Elections
May 1st, 2021

Final Results
SOVC
Collin County

069

Trustee, Place 7 Collin County Community College

Vote For 1

	TOTAL	VOTE %		Election Day	Early Voting	Ballot By Mail	Provision al Ballots	Limited Ballots
Jim Orr	448	51.79%	<div><div></div></div>	135	298	15	0	0
Helen Chang	417	48.21%	<div><div></div></div>	108	299	9	1	0
Total Votes Cast	865	100.00%	<div><div></div></div>	243	597	24	1	0
Overvotes	0			0	0	0	0	0
Undervotes	164			47	109	7	1	0
Contest Totals	1,029			290	706	31	2	0

Trustee, Place 8 Collin County Community College

Vote For 1

	TOTAL	VOTE %		Election Day	Early Voting	Ballot By Mail	Provision al Ballots	Limited Ballots
Misty Irby	396	47.20%	<div><div></div></div>	102	285	8	1	0
Bob Collins	443	52.80%	<div><div></div></div>	134	294	15	0	0
Total Votes Cast	839	100.00%	<div><div></div></div>	236	579	23	1	0
Overvotes	0			0	0	0	0	0
Undervotes	190			54	127	8	1	0
Contest Totals	1,029			290	706	31	2	0

Trustee, Place 9 Collin County Community College

Vote For 1

	TOTAL	VOTE %		Election Day	Early Voting	Ballot By Mail	Provision al Ballots	Limited Ballots
Andy Hardin	502	59.76%	<div><div></div></div>	158	325	19	0	0
Jacoby Stewart Sr.	338	40.24%	<div><div></div></div>	81	252	4	1	0
Total Votes Cast	840	100.00%	<div><div></div></div>	239	577	23	1	0
Overvotes	0			0	0	0	0	0
Undervotes	189			51	129	8	1	0
Contest Totals	1,029			290	706	31	2	0

Summary Results Report
May 1st, 2021 City/School General and Special
Elections
May 1st, 2021

Final Results
SOVC
Collin County

070

Statistics

	TOTAL	Election Day	Early Voting	Ballot By Mail	Provision al Ballots	Limited Ballots
Registered Voters - Total	1,869					
Ballots Cast - Total	424	141	269	14	0	0
Voter Turnout - Total	22.69%					

Councilmember, Place No.2 Plano

Vote For 1

	TOTAL	VOTE %		Election Day	Early Voting	Ballot By Mail	Provision al Ballots	Limited Ballots
Anthony Ricciardelli	226	55.80%	<div><div></div></div>	83	138	5	0	0
Steve Lavine	179	44.20%	<div><div></div></div>	52	118	9	0	0
Total Votes Cast	405	100.00%	<div><div></div></div>	135	256	14	0	0
Overvotes	0			0	0	0	0	0
Undervotes	19			6	13	0	0	0
Contest Totals	424			141	269	14	0	0

Councilmember, Place No.4 Plano

Vote For 1

	TOTAL	VOTE %		Election Day	Early Voting	Ballot By Mail	Provision al Ballots	Limited Ballots
Vidal Quintanilla	19	4.88%	<div><div></div></div>	6	12	1	0	0
Justin Adcock	187	48.07%	<div><div></div></div>	68	113	6	0	0
Kayci Prince	146	37.53%	<div><div></div></div>	37	103	6	0	0
Nassat Parveen	37	9.51%	<div><div></div></div>	15	22	0	0	0
Total Votes Cast	389	100.00%	<div><div></div></div>	126	250	13	0	0
Overvotes	0			0	0	0	0	0
Undervotes	35			15	19	1	0	0
Contest Totals	424			141	269	14	0	0

Councilmember, Place No.6 (Mayor)

Vote For 1

	TOTAL	VOTE %		Election Day	Early Voting	Ballot By Mail	Provision al Ballots	Limited Ballots
Lydia Ortega	16	3.80%	<div><div></div></div>	9	6	1	0	0
Lily Bao	187	44.42%	<div><div></div></div>	70	115	2	0	0
John Muns	218	51.78%	<div><div></div></div>	60	147	11	0	0
Total Votes Cast	421	100.00%	<div><div></div></div>	139	268	14	0	0
Overvotes	0			0	0	0	0	0
Undervotes	3			2	1	0	0	0
Contest Totals	424			141	269	14	0	0

Summary Results Report
May 1st, 2021 City/School General and Special
Elections
May 1st, 2021

Final Results
SOVC
Collin County

070

Councilmember, Place No.8 Plano

Vote For 1

	TOTAL	VOTE %		Election Day	Early Voting	Ballot By Mail	Provision al Ballots	Limited Ballots
Elisa Klein	169	43.00%	<div><div></div></div>	49	111	9	0	0
Rick Smith	224	57.00%	<div><div></div></div>	79	140	5	0	0
Total Votes Cast	393	100.00%	<div><div></div></div>	128	251	14	0	0
Overvotes	0			0	0	0	0	0
Undervotes	31			13	18	0	0	0
Contest Totals	424			141	269	14	0	0

Councilmember, Place No.7 Plano

Vote For 1

	TOTAL	VOTE %		Election Day	Early Voting	Ballot By Mail	Provision al Ballots	Limited Ballots
David M. Smith	49	12.25%	<div><div></div></div>	15	32	2	0	0
Julie Holmer	125	31.25%	<div><div></div></div>	27	92	6	0	0
Sandeep Srivastava	37	9.25%	<div><div></div></div>	13	23	1	0	0
Chris Robertson	144	36.00%	<div><div></div></div>	55	84	5	0	0
Bill Lisle III	45	11.25%	<div><div></div></div>	22	23	0	0	0
Total Votes Cast	400	100.00%	<div><div></div></div>	132	254	14	0	0
Overvotes	0			0	0	0	0	0
Undervotes	24			9	15	0	0	0
Contest Totals	424			141	269	14	0	0

Proposition A City of Plano

Vote For 1

	TOTAL	VOTE %		Election Day	Early Voting	Ballot By Mail	Provision al Ballots	Limited Ballots
For	311	74.94%	<div><div></div></div>	97	203	11	0	0
Against	104	25.06%	<div><div></div></div>	41	61	2	0	0
Total Votes Cast	415	100.00%	<div><div></div></div>	138	264	13	0	0
Overvotes	0			0	0	0	0	0
Undervotes	9			3	5	1	0	0
Contest Totals	424			141	269	14	0	0

Proposition B City of Plano

Vote For 1

	TOTAL	VOTE %		Election Day	Early Voting	Ballot By Mail	Provision al Ballots	Limited Ballots
For	278	67.48%	<div><div></div></div>	90	181	7	0	0
Against	134	32.52%	<div><div></div></div>	48	80	6	0	0
Total Votes Cast	412	100.00%	<div><div></div></div>	138	261	13	0	0
Overvotes	0			0	0	0	0	0
Undervotes	12			3	8	1	0	0
Contest Totals	424			141	269	14	0	0

Summary Results Report
May 1st, 2021 City/School General and Special
Elections
May 1st, 2021

Final Results
SOVC
Collin County

070

Proposition C City of Plano

Vote For 1

	TOTAL	VOTE %		Election Day	Early Voting	Ballot By Mail	Provision al Ballots	Limited Ballots
For	210	52.11%	<div><div></div></div>	65	138	7	0	0
Against	193	47.89%	<div><div></div></div>	71	116	6	0	0
Total Votes Cast	403	100.00%	<div><div></div></div>	136	254	13	0	0
Overvotes	0			0	0	0	0	0
Undervotes	21			5	15	1	0	0
Contest Totals	424			141	269	14	0	0

Proposition D City of Plano

Vote For 1

	TOTAL	VOTE %		Election Day	Early Voting	Ballot By Mail	Provision al Ballots	Limited Ballots
For	282	70.32%	<div><div></div></div>	85	187	10	0	0
Against	119	29.68%	<div><div></div></div>	50	66	3	0	0
Total Votes Cast	401	100.00%	<div><div></div></div>	135	253	13	0	0
Overvotes	0			0	0	0	0	0
Undervotes	23			6	16	1	0	0
Contest Totals	424			141	269	14	0	0

Proposition E City of Plano

Vote For 1

	TOTAL	VOTE %		Election Day	Early Voting	Ballot By Mail	Provision al Ballots	Limited Ballots
For	248	61.23%	<div><div></div></div>	78	161	9	0	0
Against	157	38.77%	<div><div></div></div>	56	97	4	0	0
Total Votes Cast	405	100.00%	<div><div></div></div>	134	258	13	0	0
Overvotes	0			0	0	0	0	0
Undervotes	19			7	11	1	0	0
Contest Totals	424			141	269	14	0	0

Proposition F City of Plano

Vote For 1

	TOTAL	VOTE %		Election Day	Early Voting	Ballot By Mail	Provision al Ballots	Limited Ballots
For	276	67.98%	<div><div></div></div>	85	182	9	0	0
Against	130	32.02%	<div><div></div></div>	51	75	4	0	0
Total Votes Cast	406	100.00%	<div><div></div></div>	136	257	13	0	0
Overvotes	0			0	0	0	0	0
Undervotes	18			5	12	1	0	0
Contest Totals	424			141	269	14	0	0

Summary Results Report
May 1st, 2021 City/School General and Special
Elections
May 1st, 2021

Final Results
SOVC
Collin County

070

Trustee, Place 1 Plano

Vote For 1

	TOTAL	VOTE %		Election Day	Early Voting	Ballot By Mail	Provision al Ballots	Limited Ballots
Lauren Tyra	212	60.06%	<div><div></div></div>	60	140	12	0	0
Shafik Ben Guesmia	10	2.83%	<div><div></div></div>	4	6	0	0	0
Semida Voicu	131	37.11%	<div><div></div></div>	49	80	2	0	0
Total Votes Cast	353	100.00%	<div><div></div></div>	113	226	14	0	0
Overvotes	0			0	0	0	0	0
Undervotes	71			28	43	0	0	0
Contest Totals	424			141	269	14	0	0

Trustee, Place 2 Plano

Vote For 1

	TOTAL	VOTE %		Election Day	Early Voting	Ballot By Mail	Provision al Ballots	Limited Ballots
Dayna Oscherwitz	155	43.91%	<div><div></div></div>	45	104	6	0	0
Ajikwaga Felli	11	3.12%	<div><div></div></div>	4	7	0	0	0
Angela Powell	187	52.97%	<div><div></div></div>	64	115	8	0	0
Total Votes Cast	353	100.00%	<div><div></div></div>	113	226	14	0	0
Overvotes	0			0	0	0	0	0
Undervotes	71			28	43	0	0	0
Contest Totals	424			141	269	14	0	0

Trustee, Place 3 Plano

Vote For 1

	TOTAL	VOTE %		Election Day	Early Voting	Ballot By Mail	Provision al Ballots	Limited Ballots
Nancy C. Humphrey	205	60.47%	<div><div></div></div>	58	138	9	0	0
Lynn Walling	134	39.53%	<div><div></div></div>	53	77	4	0	0
Total Votes Cast	339	100.00%	<div><div></div></div>	111	215	13	0	0
Overvotes	0			0	0	0	0	0
Undervotes	85			30	54	1	0	0
Contest Totals	424			141	269	14	0	0

Trustee, Place 6 Plano

Vote For 1

	TOTAL	VOTE %		Election Day	Early Voting	Ballot By Mail	Provision al Ballots	Limited Ballots
Marilyn Loughray	164	47.26%	<div><div></div></div>	68	91	5	0	0
Jeri Chambers	183	52.74%	<div><div></div></div>	43	131	9	0	0
Total Votes Cast	347	100.00%	<div><div></div></div>	111	222	14	0	0
Overvotes	0			0	0	0	0	0
Undervotes	77			30	47	0	0	0
Contest Totals	424			141	269	14	0	0

Summary Results Report
May 1st, 2021 City/School General and Special
Elections
May 1st, 2021

Final Results
SOVC
Collin County

070

Trustee, Place 7 Collin County Community College

Vote For 1

	TOTAL	VOTE %		Election Day	Early Voting	Ballot By Mail	Provision al Ballots	Limited Ballots
Jim Orr	203	58.17%	<div><div></div></div>	74	123	6	0	0
Helen Chang	146	41.83%	<div><div></div></div>	41	97	8	0	0
Total Votes Cast	349	100.00%	<div><div></div></div>	115	220	14	0	0
Overvotes	0			0	0	0	0	0
Undervotes	75			26	49	0	0	0
Contest Totals	424			141	269	14	0	0

Trustee, Place 8 Collin County Community College

Vote For 1

	TOTAL	VOTE %		Election Day	Early Voting	Ballot By Mail	Provision al Ballots	Limited Ballots
Misty Irby	156	45.22%	<div><div></div></div>	53	96	7	0	0
Bob Collins	189	54.78%	<div><div></div></div>	57	125	7	0	0
Total Votes Cast	345	100.00%	<div><div></div></div>	110	221	14	0	0
Overvotes	0			0	0	0	0	0
Undervotes	79			31	48	0	0	0
Contest Totals	424			141	269	14	0	0

Trustee, Place 9 Collin County Community College

Vote For 1

	TOTAL	VOTE %		Election Day	Early Voting	Ballot By Mail	Provision al Ballots	Limited Ballots
Andy Hardin	206	61.13%	<div><div></div></div>	72	127	7	0	0
Jacoby Stewart Sr.	131	38.87%	<div><div></div></div>	38	86	7	0	0
Total Votes Cast	337	100.00%	<div><div></div></div>	110	213	14	0	0
Overvotes	0			0	0	0	0	0
Undervotes	87			31	56	0	0	0
Contest Totals	424			141	269	14	0	0

Summary Results Report
May 1st, 2021 City/School General and Special
Elections
May 1st, 2021

Final Results
SOVC
Collin County

071

Statistics

	TOTAL	Election Day	Early Voting	Ballot By Mail	Provision al Ballots	Limited Ballots
Registered Voters - Total	1,771					
Ballots Cast - Total	421	115	291	14	1	0
Voter Turnout - Total	23.77%					

Councilmember, Place No.2 Plano

Vote For 1

	TOTAL	VOTE %		Election Day	Early Voting	Ballot By Mail	Provision al Ballots	Limited Ballots
Anthony Ricciardelli	187	48.07%	<div><div></div></div>	46	133	7	1	0
Steve Lavine	202	51.93%	<div><div></div></div>	64	133	5	0	0
Total Votes Cast	389	100.00%	<div><div></div></div>	110	266	12	1	0
Overvotes	0			0	0	0	0	0
Undervotes	32			5	25	2	0	0
Contest Totals	421			115	291	14	1	0

Councilmember, Place No.4 Plano

Vote For 1

	TOTAL	VOTE %		Election Day	Early Voting	Ballot By Mail	Provision al Ballots	Limited Ballots
Vidal Quintanilla	23	6.05%	<div><div></div></div>	5	14	4	0	0
Justin Adcock	138	36.32%	<div><div></div></div>	38	96	4	0	0
Kayci Prince	179	47.11%	<div><div></div></div>	44	129	5	1	0
Nassat Parveen	40	10.53%	<div><div></div></div>	19	21	0	0	0
Total Votes Cast	380	100.00%	<div><div></div></div>	106	260	13	1	0
Overvotes	0			0	0	0	0	0
Undervotes	41			9	31	1	0	0
Contest Totals	421			115	291	14	1	0

Councilmember, Place No.6 (Mayor)

Vote For 1

	TOTAL	VOTE %		Election Day	Early Voting	Ballot By Mail	Provision al Ballots	Limited Ballots
Lydia Ortega	24	5.78%	<div><div></div></div>	7	17	0	0	0
Lily Bao	145	34.94%	<div><div></div></div>	37	104	4	0	0
John Muns	246	59.28%	<div><div></div></div>	70	165	10	1	0
Total Votes Cast	415	100.00%	<div><div></div></div>	114	286	14	1	0
Overvotes	0			0	0	0	0	0
Undervotes	6			1	5	0	0	0
Contest Totals	421			115	291	14	1	0

Summary Results Report
May 1st, 2021 City/School General and Special
Elections
May 1st, 2021

Final Results
SOVC
Collin County

071

Councilmember, Place No.8 Plano

Vote For 1

	TOTAL	VOTE %		Election Day	Early Voting	Ballot By Mail	Provision al Ballots	Limited Ballots
Elisa Klein	185	48.68%	<div><div></div></div>	61	120	4	0	0
Rick Smith	195	51.32%	<div><div></div></div>	44	141	9	1	0
Total Votes Cast	380	100.00%	<div><div></div></div>	105	261	13	1	0
Overvotes	0			0	0	0	0	0
Undervotes	41			10	30	1	0	0
Contest Totals	421			115	291	14	1	0

Councilmember, Place No.7 Plano

Vote For 1

	TOTAL	VOTE %		Election Day	Early Voting	Ballot By Mail	Provision al Ballots	Limited Ballots
David M. Smith	56	14.21%	<div><div></div></div>	16	32	7	1	0
Julie Holmer	151	38.32%	<div><div></div></div>	48	100	3	0	0
Sandeep Srivastava	33	8.38%	<div><div></div></div>	10	23	0	0	0
Chris Robertson	130	32.99%	<div><div></div></div>	32	95	3	0	0
Bill Lisle III	24	6.09%	<div><div></div></div>	0	24	0	0	0
Total Votes Cast	394	100.00%	<div><div></div></div>	106	274	13	1	0
Overvotes	0			0	0	0	0	0
Undervotes	27			9	17	1	0	0
Contest Totals	421			115	291	14	1	0

Proposition A City of Plano

Vote For 1

	TOTAL	VOTE %		Election Day	Early Voting	Ballot By Mail	Provision al Ballots	Limited Ballots
For	318	78.91%	<div><div></div></div>	90	220	7	1	0
Against	85	21.09%	<div><div></div></div>	23	56	6	0	0
Total Votes Cast	403	100.00%	<div><div></div></div>	113	276	13	1	0
Overvotes	0			0	0	0	0	0
Undervotes	18			2	15	1	0	0
Contest Totals	421			115	291	14	1	0

Proposition B City of Plano

Vote For 1

	TOTAL	VOTE %		Election Day	Early Voting	Ballot By Mail	Provision al Ballots	Limited Ballots
For	282	70.32%	<div><div></div></div>	87	188	6	1	0
Against	119	29.68%	<div><div></div></div>	25	86	8	0	0
Total Votes Cast	401	100.00%	<div><div></div></div>	112	274	14	1	0
Overvotes	0			0	0	0	0	0
Undervotes	20			3	17	0	0	0
Contest Totals	421			115	291	14	1	0

Summary Results Report
May 1st, 2021 City/School General and Special
Elections
May 1st, 2021

Final Results
SOVC
Collin County

071

Proposition C City of Plano

Vote For 1

	TOTAL	VOTE %		Election Day	Early Voting	Ballot By Mail	Provision al Ballots	Limited Ballots
For	218	55.33%	<div><div></div></div>	68	145	5	0	0
Against	176	44.67%	<div><div></div></div>	41	127	7	1	0
Total Votes Cast	394	100.00%	<div><div></div></div>	109	272	12	1	0
Overvotes	0			0	0	0	0	0
Undervotes	27			6	19	2	0	0
Contest Totals	421			115	291	14	1	0

Proposition D City of Plano

Vote For 1

	TOTAL	VOTE %		Election Day	Early Voting	Ballot By Mail	Provision al Ballots	Limited Ballots
For	288	72.73%	<div><div></div></div>	87	194	6	1	0
Against	108	27.27%	<div><div></div></div>	24	77	7	0	0
Total Votes Cast	396	100.00%	<div><div></div></div>	111	271	13	1	0
Overvotes	0			0	0	0	0	0
Undervotes	25			4	20	1	0	0
Contest Totals	421			115	291	14	1	0

Proposition E City of Plano

Vote For 1

	TOTAL	VOTE %		Election Day	Early Voting	Ballot By Mail	Provision al Ballots	Limited Ballots
For	246	62.60%	<div><div></div></div>	76	164	5	1	0
Against	147	37.40%	<div><div></div></div>	35	105	7	0	0
Total Votes Cast	393	100.00%	<div><div></div></div>	111	269	12	1	0
Overvotes	0			0	0	0	0	0
Undervotes	28			4	22	2	0	0
Contest Totals	421			115	291	14	1	0

Proposition F City of Plano

Vote For 1

	TOTAL	VOTE %		Election Day	Early Voting	Ballot By Mail	Provision al Ballots	Limited Ballots
For	302	75.69%	<div><div></div></div>	89	207	6	0	0
Against	97	24.31%	<div><div></div></div>	22	66	8	1	0
Total Votes Cast	399	100.00%	<div><div></div></div>	111	273	14	1	0
Overvotes	0			0	0	0	0	0
Undervotes	22			4	18	0	0	0
Contest Totals	421			115	291	14	1	0

Summary Results Report
May 1st, 2021 City/School General and Special
Elections
May 1st, 2021

Final Results
SOVC
Collin County

071

Trustee, Place 1 Plano

Vote For 1

	TOTAL	VOTE %		Election Day	Early Voting	Ballot By Mail	Provision al Ballots	Limited Ballots
Lauren Tyra	234	67.44%	<div><div></div></div>	74	152	7	1	0
Shafik Ben Guesmia	13	3.75%	<div><div></div></div>	3	9	1	0	0
Semida Voicu	100	28.82%	<div><div></div></div>	26	72	2	0	0
Total Votes Cast	347	100.00%	<div><div></div></div>	103	233	10	1	0
Overvotes	0			0	0	0	0	0
Undervotes	74			12	58	4	0	0
Contest Totals	421			115	291	14	1	0

Trustee, Place 2 Plano

Vote For 1

	TOTAL	VOTE %		Election Day	Early Voting	Ballot By Mail	Provision al Ballots	Limited Ballots
Dayna Oscherwitz	173	49.71%	<div><div></div></div>	55	112	6	0	0
Ajikwaga Felli	12	3.45%	<div><div></div></div>	5	7	0	0	0
Angela Powell	163	46.84%	<div><div></div></div>	42	115	5	1	0
Total Votes Cast	348	100.00%	<div><div></div></div>	102	234	11	1	0
Overvotes	0			0	0	0	0	0
Undervotes	73			13	57	3	0	0
Contest Totals	421			115	291	14	1	0

Trustee, Place 3 Plano

Vote For 1

	TOTAL	VOTE %		Election Day	Early Voting	Ballot By Mail	Provision al Ballots	Limited Ballots
Nancy C. Humphrey	226	67.26%	<div><div></div></div>	66	153	6	1	0
Lynn Walling	110	32.74%	<div><div></div></div>	29	77	4	0	0
Total Votes Cast	336	100.00%	<div><div></div></div>	95	230	10	1	0
Overvotes	0			0	0	0	0	0
Undervotes	85			20	61	4	0	0
Contest Totals	421			115	291	14	1	0

Trustee, Place 6 Plano

Vote For 1

	TOTAL	VOTE %		Election Day	Early Voting	Ballot By Mail	Provision al Ballots	Limited Ballots
Marilyn Loughray	125	36.98%	<div><div></div></div>	28	95	2	0	0
Jeri Chambers	213	63.02%	<div><div></div></div>	69	134	9	1	0
Total Votes Cast	338	100.00%	<div><div></div></div>	97	229	11	1	0
Overvotes	0			0	0	0	0	0
Undervotes	83			18	62	3	0	0
Contest Totals	421			115	291	14	1	0

Summary Results Report
May 1st, 2021 City/School General and Special
Elections
May 1st, 2021

Final Results
SOVC
Collin County

071

Trustee, Place 7 Collin County Community College

Vote For 1

	TOTAL	VOTE %		Election Day	Early Voting	Ballot By Mail	Provision al Ballots	Limited Ballots
Jim Orr	176	50.29%	<div><div></div></div>	46	119	10	1	0
Helen Chang	174	49.71%	<div><div></div></div>	58	113	3	0	0
Total Votes Cast	350	100.00%	<div><div></div></div>	104	232	13	1	0
Overvotes	0			0	0	0	0	0
Undervotes	71			11	59	1	0	0
Contest Totals	421			115	291	14	1	0

Trustee, Place 8 Collin County Community College

Vote For 1

	TOTAL	VOTE %		Election Day	Early Voting	Ballot By Mail	Provision al Ballots	Limited Ballots
Misty Irby	170	50.45%	<div><div></div></div>	53	114	3	0	0
Bob Collins	167	49.55%	<div><div></div></div>	46	110	10	1	0
Total Votes Cast	337	100.00%	<div><div></div></div>	99	224	13	1	0
Overvotes	0			0	0	0	0	0
Undervotes	84			16	67	1	0	0
Contest Totals	421			115	291	14	1	0

Trustee, Place 9 Collin County Community College

Vote For 1

	TOTAL	VOTE %		Election Day	Early Voting	Ballot By Mail	Provision al Ballots	Limited Ballots
Andy Hardin	183	55.79%	<div><div></div></div>	51	120	11	1	0
Jacoby Stewart Sr.	145	44.21%	<div><div></div></div>	44	100	1	0	0
Total Votes Cast	328	100.00%	<div><div></div></div>	95	220	12	1	0
Overvotes	0			0	0	0	0	0
Undervotes	93			20	71	2	0	0
Contest Totals	421			115	291	14	1	0

Summary Results Report
May 1st, 2021 City/School General and Special
Elections
May 1st, 2021

Final Results
SOVC
Collin County

072

Statistics

	TOTAL	Election Day	Early Voting	Ballot By Mail	Provision al Ballots	Limited Ballots
Registered Voters - Total	1,554					
Ballots Cast - Total	365	119	229	17	0	0
Voter Turnout - Total	23.49%					

Councilmember, Place No.2 Plano

Vote For 1

	TOTAL	VOTE %		Election Day	Early Voting	Ballot By Mail	Provision al Ballots	Limited Ballots
Anthony Ricciardelli	211	64.13%	<div><div></div></div>	59	144	8	0	0
Steve Lavine	118	35.87%	<div><div></div></div>	49	63	6	0	0
Total Votes Cast	329	100.00%	<div><div></div></div>	108	207	14	0	0
Overvotes	0			0	0	0	0	0
Undervotes	36			11	22	3	0	0
Contest Totals	365			119	229	17	0	0

Councilmember, Place No.4 Plano

Vote For 1

	TOTAL	VOTE %		Election Day	Early Voting	Ballot By Mail	Provision al Ballots	Limited Ballots
Vidal Quintanilla	19	5.83%	<div><div></div></div>	5	11	3	0	0
Justin Adcock	176	53.99%	<div><div></div></div>	44	124	8	0	0
Kayci Prince	110	33.74%	<div><div></div></div>	52	54	4	0	0
Nassat Parveen	21	6.44%	<div><div></div></div>	4	17	0	0	0
Total Votes Cast	326	100.00%	<div><div></div></div>	105	206	15	0	0
Overvotes	0			0	0	0	0	0
Undervotes	39			14	23	2	0	0
Contest Totals	365			119	229	17	0	0

Councilmember, Place No.6 (Mayor)

Vote For 1

	TOTAL	VOTE %		Election Day	Early Voting	Ballot By Mail	Provision al Ballots	Limited Ballots
Lydia Ortega	14	3.90%	<div><div></div></div>	1	12	1	0	0
Lily Bao	179	49.86%	<div><div></div></div>	42	131	6	0	0
John Muns	166	46.24%	<div><div></div></div>	73	83	10	0	0
Total Votes Cast	359	100.00%	<div><div></div></div>	116	226	17	0	0
Overvotes	0			0	0	0	0	0
Undervotes	6			3	3	0	0	0
Contest Totals	365			119	229	17	0	0

Summary Results Report
May 1st, 2021 City/School General and Special
Elections
May 1st, 2021

Final Results
SOVC
Collin County

072

Councilmember, Place No.8 Plano

Vote For 1

	TOTAL	VOTE %		Election Day	Early Voting	Ballot By Mail	Provision al Ballots	Limited Ballots
Elisa Klein	111	34.58%	<div><div></div></div>	49	57	5	0	0
Rick Smith	210	65.42%	<div><div></div></div>	55	147	8	0	0
Total Votes Cast	321	100.00%	<div><div></div></div>	104	204	13	0	0
Overvotes	0			0	0	0	0	0
Undervotes	44			15	25	4	0	0
Contest Totals	365			119	229	17	0	0

Councilmember, Place No.7 Plano

Vote For 1

	TOTAL	VOTE %		Election Day	Early Voting	Ballot By Mail	Provision al Ballots	Limited Ballots
David M. Smith	36	11.25%	<div><div></div></div>	9	24	3	0	0
Julie Holmer	81	25.31%	<div><div></div></div>	35	41	5	0	0
Sandeep Srivastava	40	12.50%	<div><div></div></div>	13	27	0	0	0
Chris Robertson	130	40.62%	<div><div></div></div>	32	93	5	0	0
Bill Lisle III	33	10.31%	<div><div></div></div>	15	18	0	0	0
Total Votes Cast	320	100.00%	<div><div></div></div>	104	203	13	0	0
Overvotes	0			0	0	0	0	0
Undervotes	45			15	26	4	0	0
Contest Totals	365			119	229	17	0	0

Proposition A City of Plano

Vote For 1

	TOTAL	VOTE %		Election Day	Early Voting	Ballot By Mail	Provision al Ballots	Limited Ballots
For	243	70.43%	<div><div></div></div>	91	136	16	0	0
Against	102	29.57%	<div><div></div></div>	22	79	1	0	0
Total Votes Cast	345	100.00%	<div><div></div></div>	113	215	17	0	0
Overvotes	0			0	0	0	0	0
Undervotes	20			6	14	0	0	0
Contest Totals	365			119	229	17	0	0

Proposition B City of Plano

Vote For 1

	TOTAL	VOTE %		Election Day	Early Voting	Ballot By Mail	Provision al Ballots	Limited Ballots
For	224	64.74%	<div><div></div></div>	82	128	14	0	0
Against	122	35.26%	<div><div></div></div>	31	89	2	0	0
Total Votes Cast	346	100.00%	<div><div></div></div>	113	217	16	0	0
Overvotes	0			0	0	0	0	0
Undervotes	19			6	12	1	0	0
Contest Totals	365			119	229	17	0	0

Summary Results Report
May 1st, 2021 City/School General and Special
Elections
May 1st, 2021

Final Results
SOVC
Collin County

072

Proposition C City of Plano

Vote For 1

	TOTAL	VOTE %		Election Day	Early Voting	Ballot By Mail	Provisional Ballots	Limited Ballots
For	159	47.04%	<div><div></div></div>	57	91	11	0	0
Against	179	52.96%	<div><div></div></div>	52	122	5	0	0
Total Votes Cast	338	100.00%	<div><div></div></div>	109	213	16	0	0
Overvotes	0			0	0	0	0	0
Undervotes	27			10	16	1	0	0
Contest Totals	365			119	229	17	0	0

Proposition D City of Plano

Vote For 1

	TOTAL	VOTE %		Election Day	Early Voting	Ballot By Mail	Provisional Ballots	Limited Ballots
For	220	64.71%	<div><div></div></div>	84	120	16	0	0
Against	120	35.29%	<div><div></div></div>	26	93	1	0	0
Total Votes Cast	340	100.00%	<div><div></div></div>	110	213	17	0	0
Overvotes	0			0	0	0	0	0
Undervotes	25			9	16	0	0	0
Contest Totals	365			119	229	17	0	0

Proposition E City of Plano

Vote For 1

	TOTAL	VOTE %		Election Day	Early Voting	Ballot By Mail	Provisional Ballots	Limited Ballots
For	180	53.89%	<div><div></div></div>	68	100	12	0	0
Against	154	46.11%	<div><div></div></div>	41	109	4	0	0
Total Votes Cast	334	100.00%	<div><div></div></div>	109	209	16	0	0
Overvotes	0			0	0	0	0	0
Undervotes	31			10	20	1	0	0
Contest Totals	365			119	229	17	0	0

Proposition F City of Plano

Vote For 1

	TOTAL	VOTE %		Election Day	Early Voting	Ballot By Mail	Provisional Ballots	Limited Ballots
For	213	63.39%	<div><div></div></div>	81	118	14	0	0
Against	123	36.61%	<div><div></div></div>	28	93	2	0	0
Total Votes Cast	336	100.00%	<div><div></div></div>	109	211	16	0	0
Overvotes	0			0	0	0	0	0
Undervotes	29			10	18	1	0	0
Contest Totals	365			119	229	17	0	0

Summary Results Report
May 1st, 2021 City/School General and Special
Elections
May 1st, 2021

Final Results
SOVC
Collin County

072

Trustee, Place 1 Plano

Vote For 1

	TOTAL	VOTE %		Election Day	Early Voting	Ballot By Mail	Provision al Ballots	Limited Ballots
Lauren Tyra	137	47.74%	<div><div></div></div>	53	78	6	0	0
Shafik Ben Guesmia	9	3.14%	<div><div></div></div>	2	7	0	0	0
Semida Voicu	141	49.13%	<div><div></div></div>	33	102	6	0	0
Total Votes Cast	287	100.00%	<div><div></div></div>	88	187	12	0	0
Overvotes	0			0	0	0	0	0
Undervotes	78			31	42	5	0	0
Contest Totals	365			119	229	17	0	0

Trustee, Place 2 Plano

Vote For 1

	TOTAL	VOTE %		Election Day	Early Voting	Ballot By Mail	Provision al Ballots	Limited Ballots
Dayna Oscherwitz	98	34.15%	<div><div></div></div>	39	54	5	0	0
Ajikwaga Felli	6	2.09%	<div><div></div></div>	2	4	0	0	0
Angela Powell	183	63.76%	<div><div></div></div>	45	131	7	0	0
Total Votes Cast	287	100.00%	<div><div></div></div>	86	189	12	0	0
Overvotes	0			0	0	0	0	0
Undervotes	78			33	40	5	0	0
Contest Totals	365			119	229	17	0	0

Trustee, Place 3 Plano

Vote For 1

	TOTAL	VOTE %		Election Day	Early Voting	Ballot By Mail	Provision al Ballots	Limited Ballots
Nancy C. Humphrey	135	47.37%	<div><div></div></div>	48	78	9	0	0
Lynn Walling	150	52.63%	<div><div></div></div>	40	107	3	0	0
Total Votes Cast	285	100.00%	<div><div></div></div>	88	185	12	0	0
Overvotes	0			0	0	0	0	0
Undervotes	80			31	44	5	0	0
Contest Totals	365			119	229	17	0	0

Trustee, Place 6 Plano

Vote For 1

	TOTAL	VOTE %		Election Day	Early Voting	Ballot By Mail	Provision al Ballots	Limited Ballots
Marilyn Loughray	164	57.54%	<div><div></div></div>	47	112	5	0	0
Jeri Chambers	121	42.46%	<div><div></div></div>	42	72	7	0	0
Total Votes Cast	285	100.00%	<div><div></div></div>	89	184	12	0	0
Overvotes	0			0	0	0	0	0
Undervotes	80			30	45	5	0	0
Contest Totals	365			119	229	17	0	0

Summary Results Report
May 1st, 2021 City/School General and Special
Elections
May 1st, 2021

Final Results
SOVC
Collin County

072

Trustee, Place 7 Collin County Community College

Vote For 1

	TOTAL	VOTE %		Election Day	Early Voting	Ballot By Mail	Provision al Ballots	Limited Ballots
Jim Orr	192	65.08%	<div><div></div></div>	57	130	5	0	0
Helen Chang	103	34.92%	<div><div></div></div>	38	59	6	0	0
Total Votes Cast	295	100.00%	<div><div></div></div>	95	189	11	0	0
Overvotes	0			0	0	0	0	0
Undervotes	70			24	40	6	0	0
Contest Totals	365			119	229	17	0	0

Trustee, Place 8 Collin County Community College

Vote For 1

	TOTAL	VOTE %		Election Day	Early Voting	Ballot By Mail	Provision al Ballots	Limited Ballots
Misty Irby	106	38.13%	<div><div></div></div>	44	55	7	0	0
Bob Collins	172	61.87%	<div><div></div></div>	45	123	4	0	0
Total Votes Cast	278	100.00%	<div><div></div></div>	89	178	11	0	0
Overvotes	0			0	0	0	0	0
Undervotes	87			30	51	6	0	0
Contest Totals	365			119	229	17	0	0

Trustee, Place 9 Collin County Community College

Vote For 1

	TOTAL	VOTE %		Election Day	Early Voting	Ballot By Mail	Provision al Ballots	Limited Ballots
Andy Hardin	190	69.60%	<div><div></div></div>	55	131	4	0	0
Jacoby Stewart Sr.	83	30.40%	<div><div></div></div>	32	44	7	0	0
Total Votes Cast	273	100.00%	<div><div></div></div>	87	175	11	0	0
Overvotes	0			0	0	0	0	0
Undervotes	92			32	54	6	0	0
Contest Totals	365			119	229	17	0	0

Summary Results Report
May 1st, 2021 City/School General and Special
Elections
May 1st, 2021

Final Results
SOVC
Collin County

073

Statistics

	TOTAL	Election Day	Early Voting	Ballot By Mail	Provisional Ballots	Limited Ballots
Registered Voters - Total	1,925					
Ballots Cast - Total	105	34	63	8	0	0
Voter Turnout - Total	5.45%					

Member of Council, Place 12 Dallas

Vote For 1

	TOTAL	VOTE %		Election Day	Early Voting	Ballot By Mail	Provisional Ballots	Limited Ballots
Elva Curl	39	37.86%	<div><div></div></div>	11	25	3	0	0
Cara Mendelsohn	64	62.14%	<div><div></div></div>	21	38	5	0	0
Total Votes Cast	103	100.00%	<div><div></div></div>	32	63	8	0	0
Overvotes	0			0	0	0	0	0
Undervotes	2			2	0	0	0	0
Contest Totals	105			34	63	8	0	0

Proposition A City of Dallas

Vote For 1

	TOTAL	VOTE %		Election Day	Early Voting	Ballot By Mail	Provisional Ballots	Limited Ballots
For	32	31.68%	<div><div></div></div>	7	23	2	0	0
Against	69	68.32%	<div><div></div></div>	25	39	5	0	0
Total Votes Cast	101	100.00%	<div><div></div></div>	32	62	7	0	0
Overvotes	0			0	0	0	0	0
Undervotes	4			2	1	1	0	0
Contest Totals	105			34	63	8	0	0

Proposition B City of Dallas

Vote For 1

	TOTAL	VOTE %		Election Day	Early Voting	Ballot By Mail	Provisional Ballots	Limited Ballots
For	31	31.63%	<div><div></div></div>	10	19	2	0	0
Against	67	68.37%	<div><div></div></div>	21	41	5	0	0
Total Votes Cast	98	100.00%	<div><div></div></div>	31	60	7	0	0
Overvotes	0			0	0	0	0	0
Undervotes	7			3	3	1	0	0
Contest Totals	105			34	63	8	0	0

Trustee, Place 1 Plano

Vote For 1

	TOTAL	VOTE %		Election Day	Early Voting	Ballot By Mail	Provisional Ballots	Limited Ballots
Lauren Tyra	58	65.91%	<div><div></div></div>	18	35	5	0	0
Shafik Ben Guesmia	11	12.50%	<div><div></div></div>	3	8	0	0	0
Semida Voicu	19	21.59%	<div><div></div></div>	8	10	1	0	0
Total Votes Cast	88	100.00%	<div><div></div></div>	29	53	6	0	0
Overvotes	0			0	0	0	0	0
Undervotes	17			5	10	2	0	0
Contest Totals	105			34	63	8	0	0

Summary Results Report
May 1st, 2021 City/School General and Special
Elections
May 1st, 2021

Final Results
SOVC
Collin County

073

Trustee, Place 2 Plano

Vote For 1

	TOTAL	VOTE %		Election Day	Early Voting	Ballot By Mail	Provision al Ballots	Limited Ballots
Dayna Oscherwitz	41	45.56%	<div><div></div></div>	10	28	3	0	0
Ajikwaga Felli	12	13.33%	<div><div></div></div>	5	7	0	0	0
Angela Powell	37	41.11%	<div><div></div></div>	14	20	3	0	0
Total Votes Cast	90	100.00%	<div><div></div></div>	29	55	6	0	0
Overvotes	0			0	0	0	0	0
Undervotes	15			5	8	2	0	0
Contest Totals	105			34	63	8	0	0

Trustee, Place 3 Plano

Vote For 1

	TOTAL	VOTE %		Election Day	Early Voting	Ballot By Mail	Provision al Ballots	Limited Ballots
Nancy C. Humphrey	55	66.27%	<div><div></div></div>	17	32	6	0	0
Lynn Walling	28	33.73%	<div><div></div></div>	10	18	0	0	0
Total Votes Cast	83	100.00%	<div><div></div></div>	27	50	6	0	0
Overvotes	0			0	0	0	0	0
Undervotes	22			7	13	2	0	0
Contest Totals	105			34	63	8	0	0

Trustee, Place 6 Plano

Vote For 1

	TOTAL	VOTE %		Election Day	Early Voting	Ballot By Mail	Provision al Ballots	Limited Ballots
Marilyn Loughray	30	37.50%	<div><div></div></div>	11	17	2	0	0
Jeri Chambers	50	62.50%	<div><div></div></div>	15	31	4	0	0
Total Votes Cast	80	100.00%	<div><div></div></div>	26	48	6	0	0
Overvotes	0			0	0	0	0	0
Undervotes	25			8	15	2	0	0
Contest Totals	105			34	63	8	0	0

Trustee, Place 7 Collin County Community College

Vote For 1

	TOTAL	VOTE %		Election Day	Early Voting	Ballot By Mail	Provision al Ballots	Limited Ballots
Jim Orr	23	25.56%	<div><div></div></div>	10	12	1	0	0
Helen Chang	67	74.44%	<div><div></div></div>	21	40	6	0	0
Total Votes Cast	90	100.00%	<div><div></div></div>	31	52	7	0	0
Overvotes	0			0	0	0	0	0
Undervotes	15			3	11	1	0	0
Contest Totals	105			34	63	8	0	0

Summary Results Report
May 1st, 2021 City/School General and Special
Elections
May 1st, 2021

Final Results
SOVC
Collin County

073

Trustee, Place 8 Collin County Community College

Vote For 1

	TOTAL	VOTE %		Election Day	Early Voting	Ballot By Mail	Provision al Ballots	Limited Ballots
Misty Irby	55	64.71%	<div><div></div></div>	16	34	5	0	0
Bob Collins	30	35.29%	<div><div></div></div>	12	16	2	0	0
Total Votes Cast	85	100.00%	<div><div></div></div>	28	50	7	0	0
Overvotes	0			0	0	0	0	0
Undervotes	20			6	13	1	0	0
Contest Totals	105			34	63	8	0	0

Trustee, Place 9 Collin County Community College

Vote For 1

	TOTAL	VOTE %		Election Day	Early Voting	Ballot By Mail	Provision al Ballots	Limited Ballots
Andy Hardin	39	47.56%	<div><div></div></div>	13	24	2	0	0
Jacoby Stewart Sr.	43	52.44%	<div><div></div></div>	14	25	4	0	0
Total Votes Cast	82	100.00%	<div><div></div></div>	27	49	6	0	0
Overvotes	0			0	0	0	0	0
Undervotes	23			7	14	2	0	0
Contest Totals	105			34	63	8	0	0

Summary Results Report
May 1st, 2021 City/School General and Special
Elections
May 1st, 2021

Final Results
SOVC
Collin County

074

Statistics

	TOTAL	Election Day	Early Voting	Ballot By Mail	Provision al Ballots	Limited Ballots
Registered Voters - Total	1,877					
Ballots Cast - Total	203	77	115	11	0	0
Voter Turnout - Total	10.82%					

Member of Council, Place 12 Dallas

Vote For 1

	TOTAL	VOTE %		Election Day	Early Voting	Ballot By Mail	Provision al Ballots	Limited Ballots
Elva Curl	51	25.63%	<div><div></div></div>	22	29	0	0	0
Cara Mendelsohn	148	74.37%	<div><div></div></div>	54	83	11	0	0
Total Votes Cast	199	100.00%	<div><div></div></div>	76	112	11	0	0
Overvotes	0			0	0	0	0	0
Undervotes	4			1	3	0	0	0
Contest Totals	203			77	115	11	0	0

Proposition A City of Dallas

Vote For 1

	TOTAL	VOTE %		Election Day	Early Voting	Ballot By Mail	Provision al Ballots	Limited Ballots
For	44	22.45%	<div><div></div></div>	18	24	2	0	0
Against	152	77.55%	<div><div></div></div>	58	86	8	0	0
Total Votes Cast	196	100.00%	<div><div></div></div>	76	110	10	0	0
Overvotes	0			0	0	0	0	0
Undervotes	7			1	5	1	0	0
Contest Totals	203			77	115	11	0	0

Proposition B City of Dallas

Vote For 1

	TOTAL	VOTE %		Election Day	Early Voting	Ballot By Mail	Provision al Ballots	Limited Ballots
For	40	20.41%	<div><div></div></div>	14	24	2	0	0
Against	156	79.59%	<div><div></div></div>	61	87	8	0	0
Total Votes Cast	196	100.00%	<div><div></div></div>	75	111	10	0	0
Overvotes	0			0	0	0	0	0
Undervotes	7			2	4	1	0	0
Contest Totals	203			77	115	11	0	0

Trustee, Place 1 Plano

Vote For 1

	TOTAL	VOTE %		Election Day	Early Voting	Ballot By Mail	Provision al Ballots	Limited Ballots
Lauren Tyra	93	63.27%	<div><div></div></div>	34	54	5	0	0
Shafik Ben Guesmia	13	8.84%	<div><div></div></div>	8	5	0	0	0
Semida Voicu	41	27.89%	<div><div></div></div>	20	21	0	0	0
Total Votes Cast	147	100.00%	<div><div></div></div>	62	80	5	0	0
Overvotes	0			0	0	0	0	0
Undervotes	56			15	35	6	0	0
Contest Totals	203			77	115	11	0	0

Summary Results Report
May 1st, 2021 City/School General and Special
Elections
May 1st, 2021

Final Results
SOVC
Collin County

074

Trustee, Place 2 Plano

Vote For 1

	TOTAL	VOTE %		Election Day	Early Voting	Ballot By Mail	Provision al Ballots	Limited Ballots
Dayna Oscherwitz	47	32.87%	<div><div></div></div>	15	30	2	0	0
Ajikwaga Felli	11	7.69%	<div><div></div></div>	4	7	0	0	0
Angela Powell	85	59.44%	<div><div></div></div>	43	40	2	0	0
Total Votes Cast	143	100.00%	<div><div></div></div>	62	77	4	0	0
Overvotes	0			0	0	0	0	0
Undervotes	60			15	38	7	0	0
Contest Totals	203			77	115	11	0	0

Trustee, Place 3 Plano

Vote For 1

	TOTAL	VOTE %		Election Day	Early Voting	Ballot By Mail	Provision al Ballots	Limited Ballots
Nancy C. Humphrey	75	56.82%	<div><div></div></div>	33	39	3	0	0
Lynn Walling	57	43.18%	<div><div></div></div>	27	30	0	0	0
Total Votes Cast	132	100.00%	<div><div></div></div>	60	69	3	0	0
Overvotes	0			0	0	0	0	0
Undervotes	71			17	46	8	0	0
Contest Totals	203			77	115	11	0	0

Trustee, Place 6 Plano

Vote For 1

	TOTAL	VOTE %		Election Day	Early Voting	Ballot By Mail	Provision al Ballots	Limited Ballots
Marilyn Loughray	62	47.69%	<div><div></div></div>	38	23	1	0	0
Jeri Chambers	68	52.31%	<div><div></div></div>	21	45	2	0	0
Total Votes Cast	130	100.00%	<div><div></div></div>	59	68	3	0	0
Overvotes	0			0	0	0	0	0
Undervotes	73			18	47	8	0	0
Contest Totals	203			77	115	11	0	0

Trustee, Place 7 Collin County Community College

Vote For 1

	TOTAL	VOTE %		Election Day	Early Voting	Ballot By Mail	Provision al Ballots	Limited Ballots
Jim Orr	83	53.55%	<div><div></div></div>	40	41	2	0	0
Helen Chang	72	46.45%	<div><div></div></div>	24	46	2	0	0
Total Votes Cast	155	100.00%	<div><div></div></div>	64	87	4	0	0
Overvotes	0			0	0	0	0	0
Undervotes	48			13	28	7	0	0
Contest Totals	203			77	115	11	0	0

Summary Results Report
May 1st, 2021 City/School General and Special
Elections
May 1st, 2021

Final Results
SOVC
Collin County

074

Trustee, Place 8 Collin County Community College

Vote For 1

	TOTAL	VOTE %		Election Day	Early Voting	Ballot By Mail	Provision al Ballots	Limited Ballots
Misty Irby	68	47.22%	<div><div></div></div>	22	42	4	0	0
Bob Collins	76	52.78%	<div><div></div></div>	38	38	0	0	0
Total Votes Cast	144	100.00%	<div><div></div></div>	60	80	4	0	0
Overvotes	0			0	0	0	0	0
Undervotes	59			17	35	7	0	0
Contest Totals	203			77	115	11	0	0

Trustee, Place 9 Collin County Community College

Vote For 1

	TOTAL	VOTE %		Election Day	Early Voting	Ballot By Mail	Provision al Ballots	Limited Ballots
Andy Hardin	104	75.36%	<div><div></div></div>	47	56	1	0	0
Jacoby Stewart Sr.	34	24.64%	<div><div></div></div>	9	23	2	0	0
Total Votes Cast	138	100.00%	<div><div></div></div>	56	79	3	0	0
Overvotes	0			0	0	0	0	0
Undervotes	65			21	36	8	0	0
Contest Totals	203			77	115	11	0	0

Summary Results Report
May 1st, 2021 City/School General and Special
Elections
May 1st, 2021

Final Results
SOVC
Collin County

075

Statistics

	TOTAL	Election Day	Early Voting	Ballot By Mail	Provisional Ballots	Limited Ballots
Registered Voters - Total	2,073					
Ballots Cast - Total	585	180	372	33	0	0
Voter Turnout - Total	28.22%					

Councilmember, Place No.2 Plano

Vote For 1

	TOTAL	VOTE %		Election Day	Early Voting	Ballot By Mail	Provisional Ballots	Limited Ballots
Anthony Ricciardelli	356	65.68%	<div><div></div></div>	103	230	23	0	0
Steve Lavine	186	34.32%	<div><div></div></div>	59	119	8	0	0
Total Votes Cast	542	100.00%	<div><div></div></div>	162	349	31	0	0
Overvotes	0			0	0	0	0	0
Undervotes	43			18	23	2	0	0
Contest Totals	585			180	372	33	0	0

Councilmember, Place No.4 Plano

Vote For 1

	TOTAL	VOTE %		Election Day	Early Voting	Ballot By Mail	Provisional Ballots	Limited Ballots
Vidal Quintanilla	21	3.95%	<div><div></div></div>	5	14	2	0	0
Justin Adcock	281	52.82%	<div><div></div></div>	82	189	10	0	0
Kayci Prince	177	33.27%	<div><div></div></div>	54	107	16	0	0
Nassat Parveen	53	9.96%	<div><div></div></div>	15	36	2	0	0
Total Votes Cast	532	100.00%	<div><div></div></div>	156	346	30	0	0
Overvotes	0			0	0	0	0	0
Undervotes	53			24	26	3	0	0
Contest Totals	585			180	372	33	0	0

Councilmember, Place No.6 (Mayor)

Vote For 1

	TOTAL	VOTE %		Election Day	Early Voting	Ballot By Mail	Provisional Ballots	Limited Ballots
Lydia Ortega	13	2.24%	<div><div></div></div>	7	5	1	0	0
Lily Bao	319	54.91%	<div><div></div></div>	95	209	15	0	0
John Muns	249	42.86%	<div><div></div></div>	76	156	17	0	0
Total Votes Cast	581	100.00%	<div><div></div></div>	178	370	33	0	0
Overvotes	0			0	0	0	0	0
Undervotes	4			2	2	0	0	0
Contest Totals	585			180	372	33	0	0

Summary Results Report
May 1st, 2021 City/School General and Special
Elections
May 1st, 2021

Final Results
SOVC
Collin County

075

Councilmember, Place No.8 Plano

Vote For 1

	TOTAL	VOTE %		Election Day	Early Voting	Ballot By Mail	Provision al Ballots	Limited Ballots
Elisa Klein	183	34.46%	<div><div></div></div>	60	114	9	0	0
Rick Smith	348	65.54%	<div><div></div></div>	97	229	22	0	0
Total Votes Cast	531	100.00%	<div><div></div></div>	157	343	31	0	0
Overvotes	0			0	0	0	0	0
Undervotes	54			23	29	2	0	0
Contest Totals	585			180	372	33	0	0

Councilmember, Place No.7 Plano

Vote For 1

	TOTAL	VOTE %		Election Day	Early Voting	Ballot By Mail	Provision al Ballots	Limited Ballots
David M. Smith	57	11.07%	<div><div></div></div>	13	39	5	0	0
Julie Holmer	145	28.16%	<div><div></div></div>	43	94	8	0	0
Sandeep Srivastava	99	19.22%	<div><div></div></div>	24	70	5	0	0
Chris Robertson	184	35.73%	<div><div></div></div>	59	116	9	0	0
Bill Lisle III	30	5.83%	<div><div></div></div>	13	13	4	0	0
Total Votes Cast	515	100.00%	<div><div></div></div>	152	332	31	0	0
Overvotes	0			0	0	0	0	0
Undervotes	70			28	40	2	0	0
Contest Totals	585			180	372	33	0	0

Proposition A City of Plano

Vote For 1

	TOTAL	VOTE %		Election Day	Early Voting	Ballot By Mail	Provision al Ballots	Limited Ballots
For	410	75.37%	<div><div></div></div>	124	259	27	0	0
Against	134	24.63%	<div><div></div></div>	42	90	2	0	0
Total Votes Cast	544	100.00%	<div><div></div></div>	166	349	29	0	0
Overvotes	0			0	0	0	0	0
Undervotes	41			14	23	4	0	0
Contest Totals	585			180	372	33	0	0

Proposition B City of Plano

Vote For 1

	TOTAL	VOTE %		Election Day	Early Voting	Ballot By Mail	Provision al Ballots	Limited Ballots
For	386	70.83%	<div><div></div></div>	119	248	19	0	0
Against	159	29.17%	<div><div></div></div>	46	104	9	0	0
Total Votes Cast	545	100.00%	<div><div></div></div>	165	352	28	0	0
Overvotes	0			0	0	0	0	0
Undervotes	40			15	20	5	0	0
Contest Totals	585			180	372	33	0	0

Summary Results Report
May 1st, 2021 City/School General and Special
Elections
May 1st, 2021

Final Results
SOVC
Collin County

075

Proposition C City of Plano

Vote For 1

	TOTAL	VOTE %		Election Day	Early Voting	Ballot By Mail	Provisional Ballots	Limited Ballots
For	329	61.15%	<div><div></div></div>	104	205	20	0	0
Against	209	38.85%	<div><div></div></div>	62	139	8	0	0
Total Votes Cast	538	100.00%	<div><div></div></div>	166	344	28	0	0
Overvotes	0			0	0	0	0	0
Undervotes	47			14	28	5	0	0
Contest Totals	585			180	372	33	0	0

Proposition D City of Plano

Vote For 1

	TOTAL	VOTE %		Election Day	Early Voting	Ballot By Mail	Provisional Ballots	Limited Ballots
For	369	69.49%	<div><div></div></div>	108	236	25	0	0
Against	162	30.51%	<div><div></div></div>	55	104	3	0	0
Total Votes Cast	531	100.00%	<div><div></div></div>	163	340	28	0	0
Overvotes	1			0	0	1	0	0
Undervotes	53			17	32	4	0	0
Contest Totals	585			180	372	33	0	0

Proposition E City of Plano

Vote For 1

	TOTAL	VOTE %		Election Day	Early Voting	Ballot By Mail	Provisional Ballots	Limited Ballots
For	304	57.36%	<div><div></div></div>	91	194	19	0	0
Against	226	42.64%	<div><div></div></div>	71	146	9	0	0
Total Votes Cast	530	100.00%	<div><div></div></div>	162	340	28	0	0
Overvotes	0			0	0	0	0	0
Undervotes	55			18	32	5	0	0
Contest Totals	585			180	372	33	0	0

Proposition F City of Plano

Vote For 1

	TOTAL	VOTE %		Election Day	Early Voting	Ballot By Mail	Provisional Ballots	Limited Ballots
For	381	71.35%	<div><div></div></div>	119	241	21	0	0
Against	153	28.65%	<div><div></div></div>	45	101	7	0	0
Total Votes Cast	534	100.00%	<div><div></div></div>	164	342	28	0	0
Overvotes	0			0	0	0	0	0
Undervotes	51			16	30	5	0	0
Contest Totals	585			180	372	33	0	0

Summary Results Report
May 1st, 2021 City/School General and Special
Elections
May 1st, 2021

Final Results
SOVC
Collin County

075

Trustee, Place 1 Plano

Vote For 1

	TOTAL	VOTE %		Election Day	Early Voting	Ballot By Mail	Provision al Ballots	Limited Ballots
Lauren Tyra	247	54.65%	<div><div></div></div>	74	159	14	0	0
Shafik Ben Guesmia	19	4.20%	<div><div></div></div>	7	10	2	0	0
Semida Voicu	186	41.15%	<div><div></div></div>	58	116	12	0	0
Total Votes Cast	452	100.00%	<div><div></div></div>	139	285	28	0	0
Overvotes	0			0	0	0	0	0
Undervotes	133			41	87	5	0	0
Contest Totals	585			180	372	33	0	0

Trustee, Place 2 Plano

Vote For 1

	TOTAL	VOTE %		Election Day	Early Voting	Ballot By Mail	Provision al Ballots	Limited Ballots
Dayna Oscherwitz	155	34.68%	<div><div></div></div>	45	105	5	0	0
Ajikwaga Felli	16	3.58%	<div><div></div></div>	7	5	4	0	0
Angela Powell	276	61.74%	<div><div></div></div>	87	172	17	0	0
Total Votes Cast	447	100.00%	<div><div></div></div>	139	282	26	0	0
Overvotes	0			0	0	0	0	0
Undervotes	138			41	90	7	0	0
Contest Totals	585			180	372	33	0	0

Trustee, Place 3 Plano

Vote For 1

	TOTAL	VOTE %		Election Day	Early Voting	Ballot By Mail	Provision al Ballots	Limited Ballots
Nancy C. Humphrey	260	61.47%	<div><div></div></div>	74	164	22	0	0
Lynn Walling	163	38.53%	<div><div></div></div>	59	100	4	0	0
Total Votes Cast	423	100.00%	<div><div></div></div>	133	264	26	0	0
Overvotes	0			0	0	0	0	0
Undervotes	162			47	108	7	0	0
Contest Totals	585			180	372	33	0	0

Trustee, Place 6 Plano

Vote For 1

	TOTAL	VOTE %		Election Day	Early Voting	Ballot By Mail	Provision al Ballots	Limited Ballots
Marilyn Loughray	220	50.00%	<div><div></div></div>	67	143	10	0	0
Jeri Chambers	220	50.00%	<div><div></div></div>	66	138	16	0	0
Total Votes Cast	440	100.00%	<div><div></div></div>	133	281	26	0	0
Overvotes	0			0	0	0	0	0
Undervotes	145			47	91	7	0	0
Contest Totals	585			180	372	33	0	0

Summary Results Report
May 1st, 2021 City/School General and Special
Elections
May 1st, 2021

Final Results
SOVC
Collin County

075

Trustee, Place 7 Collin County Community College

Vote For 1

	TOTAL	VOTE %		Election Day	Early Voting	Ballot By Mail	Provision al Ballots	Limited Ballots
Jim Orr	241	57.66%	<div><div></div></div>	79	143	19	0	0
Helen Chang	177	42.34%	<div><div></div></div>	59	113	5	0	0
Total Votes Cast	418	100.00%	<div><div></div></div>	138	256	24	0	0
Overvotes	0			0	0	0	0	0
Undervotes	167			42	116	9	0	0
Contest Totals	585			180	372	33	0	0

Trustee, Place 8 Collin County Community College

Vote For 1

	TOTAL	VOTE %		Election Day	Early Voting	Ballot By Mail	Provision al Ballots	Limited Ballots
Misty Irby	163	40.05%	<div><div></div></div>	57	101	5	0	0
Bob Collins	244	59.95%	<div><div></div></div>	79	148	17	0	0
Total Votes Cast	407	100.00%	<div><div></div></div>	136	249	22	0	0
Overvotes	0			0	0	0	0	0
Undervotes	178			44	123	11	0	0
Contest Totals	585			180	372	33	0	0

Trustee, Place 9 Collin County Community College

Vote For 1

	TOTAL	VOTE %		Election Day	Early Voting	Ballot By Mail	Provision al Ballots	Limited Ballots
Andy Hardin	261	65.25%	<div><div></div></div>	85	158	18	0	0
Jacoby Stewart Sr.	139	34.75%	<div><div></div></div>	46	89	4	0	0
Total Votes Cast	400	100.00%	<div><div></div></div>	131	247	22	0	0
Overvotes	0			0	0	0	0	0
Undervotes	185			49	125	11	0	0
Contest Totals	585			180	372	33	0	0

Summary Results Report
May 1st, 2021 City/School General and Special
Elections
May 1st, 2021

Final Results
SOVC
Collin County

076

Statistics

	TOTAL	Election Day	Early Voting	Ballot By Mail	Provision al Ballots	Limited Ballots
Registered Voters - Total	3,208					
Ballots Cast - Total	819	244	540	34	1	0
Voter Turnout - Total	25.53%					

Councilmember, Place No.2 Plano

Vote For 1

	TOTAL	VOTE %		Election Day	Early Voting	Ballot By Mail	Provision al Ballots	Limited Ballots
Anthony Ricciardelli	459	59.53%	<div><div></div></div>	146	290	23	0	0
Steve Lavine	312	40.47%	<div><div></div></div>	87	213	11	1	0
Total Votes Cast	771	100.00%	<div><div></div></div>	233	503	34	1	0
Overvotes	0			0	0	0	0	0
Undervotes	48			11	37	0	0	0
Contest Totals	819			244	540	34	1	0

Councilmember, Place No.4 Plano

Vote For 1

	TOTAL	VOTE %		Election Day	Early Voting	Ballot By Mail	Provision al Ballots	Limited Ballots
Vidal Quintanilla	29	3.85%	<div><div></div></div>	12	15	2	0	0
Justin Adcock	359	47.61%	<div><div></div></div>	121	225	13	0	0
Kayci Prince	290	38.46%	<div><div></div></div>	70	201	18	1	0
Nassat Parveen	76	10.08%	<div><div></div></div>	27	49	0	0	0
Total Votes Cast	754	100.00%	<div><div></div></div>	230	490	33	1	0
Overvotes	0			0	0	0	0	0
Undervotes	65			14	50	1	0	0
Contest Totals	819			244	540	34	1	0

Councilmember, Place No.6 (Mayor)

Vote For 1

	TOTAL	VOTE %		Election Day	Early Voting	Ballot By Mail	Provision al Ballots	Limited Ballots
Lydia Ortega	27	3.35%	<div><div></div></div>	10	16	1	0	0
Lily Bao	384	47.64%	<div><div></div></div>	127	243	14	0	0
John Muns	395	49.01%	<div><div></div></div>	104	271	19	1	0
Total Votes Cast	806	100.00%	<div><div></div></div>	241	530	34	1	0
Overvotes	0			0	0	0	0	0
Undervotes	13			3	10	0	0	0
Contest Totals	819			244	540	34	1	0

Summary Results Report
May 1st, 2021 City/School General and Special
Elections
May 1st, 2021

Final Results
SOVC
Collin County

076

Councilmember, Place No.8 Plano

Vote For 1

	TOTAL	VOTE %		Election Day	Early Voting	Ballot By Mail	Provision al Ballots	Limited Ballots
Elisa Klein	305	40.56%	<div><div></div></div>	88	202	14	1	0
Rick Smith	447	59.44%	<div><div></div></div>	139	288	20	0	0
Total Votes Cast	752	100.00%	<div><div></div></div>	227	490	34	1	0
Overvotes	0			0	0	0	0	0
Undervotes	67			17	50	0	0	0
Contest Totals	819			244	540	34	1	0

Councilmember, Place No.7 Plano

Vote For 1

	TOTAL	VOTE %		Election Day	Early Voting	Ballot By Mail	Provision al Ballots	Limited Ballots
David M. Smith	88	11.89%	<div><div></div></div>	30	53	5	0	0
Julie Holmer	227	30.68%	<div><div></div></div>	60	158	8	1	0
Sandeep Srivastava	92	12.43%	<div><div></div></div>	31	57	4	0	0
Chris Robertson	277	37.43%	<div><div></div></div>	91	178	8	0	0
Bill Lisle III	56	7.57%	<div><div></div></div>	13	40	3	0	0
Total Votes Cast	740	100.00%	<div><div></div></div>	225	486	28	1	0
Overvotes	0			0	0	0	0	0
Undervotes	79			19	54	6	0	0
Contest Totals	819			244	540	34	1	0

Proposition A City of Plano

Vote For 1

	TOTAL	VOTE %		Election Day	Early Voting	Ballot By Mail	Provision al Ballots	Limited Ballots
For	619	79.16%	<div><div></div></div>	178	414	26	1	0
Against	163	20.84%	<div><div></div></div>	56	101	6	0	0
Total Votes Cast	782	100.00%	<div><div></div></div>	234	515	32	1	0
Overvotes	0			0	0	0	0	0
Undervotes	37			10	25	2	0	0
Contest Totals	819			244	540	34	1	0

Proposition B City of Plano

Vote For 1

	TOTAL	VOTE %		Election Day	Early Voting	Ballot By Mail	Provision al Ballots	Limited Ballots
For	570	72.89%	<div><div></div></div>	165	383	21	1	0
Against	212	27.11%	<div><div></div></div>	69	131	12	0	0
Total Votes Cast	782	100.00%	<div><div></div></div>	234	514	33	1	0
Overvotes	0			0	0	0	0	0
Undervotes	37			10	26	1	0	0
Contest Totals	819			244	540	34	1	0

Summary Results Report
May 1st, 2021 City/School General and Special
Elections
May 1st, 2021

Final Results
SOVC
Collin County

076

Proposition C City of Plano

Vote For 1

	TOTAL	VOTE %		Election Day	Early Voting	Ballot By Mail	Provision al Ballots	Limited Ballots
For	436	56.62%	<div><div></div></div>	118	300	17	1	0
Against	334	43.38%	<div><div></div></div>	110	208	16	0	0
Total Votes Cast	770	100.00%	<div><div></div></div>	228	508	33	1	0
Overvotes	0			0	0	0	0	0
Undervotes	49			16	32	1	0	0
Contest Totals	819			244	540	34	1	0

Proposition D City of Plano

Vote For 1

	TOTAL	VOTE %		Election Day	Early Voting	Ballot By Mail	Provision al Ballots	Limited Ballots
For	572	74.29%	<div><div></div></div>	159	385	27	1	0
Against	198	25.71%	<div><div></div></div>	72	119	7	0	0
Total Votes Cast	770	100.00%	<div><div></div></div>	231	504	34	1	0
Overvotes	0			0	0	0	0	0
Undervotes	49			13	36	0	0	0
Contest Totals	819			244	540	34	1	0

Proposition E City of Plano

Vote For 1

	TOTAL	VOTE %		Election Day	Early Voting	Ballot By Mail	Provision al Ballots	Limited Ballots
For	471	62.06%	<div><div></div></div>	126	323	21	1	0
Against	288	37.94%	<div><div></div></div>	102	175	11	0	0
Total Votes Cast	759	100.00%	<div><div></div></div>	228	498	32	1	0
Overvotes	0			0	0	0	0	0
Undervotes	60			16	42	2	0	0
Contest Totals	819			244	540	34	1	0

Proposition F City of Plano

Vote For 1

	TOTAL	VOTE %		Election Day	Early Voting	Ballot By Mail	Provision al Ballots	Limited Ballots
For	574	74.35%	<div><div></div></div>	164	385	24	1	0
Against	198	25.65%	<div><div></div></div>	64	124	10	0	0
Total Votes Cast	772	100.00%	<div><div></div></div>	228	509	34	1	0
Overvotes	0			0	0	0	0	0
Undervotes	47			16	31	0	0	0
Contest Totals	819			244	540	34	1	0

Summary Results Report
May 1st, 2021 City/School General and Special
Elections
May 1st, 2021

Final Results
SOVC
Collin County

076

Trustee, Place 1 Plano

Vote For 1

	TOTAL	VOTE %		Election Day	Early Voting	Ballot By Mail	Provision al Ballots	Limited Ballots
Lauren Tyra	403	57.74%	<div><div></div></div>	114	269	19	1	0
Shafik Ben Guesmia	21	3.01%	<div><div></div></div>	9	12	0	0	0
Semida Voicu	274	39.26%	<div><div></div></div>	90	175	9	0	0
Total Votes Cast	698	100.00%	<div><div></div></div>	213	456	28	1	0
Overvotes	0			0	0	0	0	0
Undervotes	121			31	84	6	0	0
Contest Totals	819			244	540	34	1	0

Trustee, Place 2 Plano

Vote For 1

	TOTAL	VOTE %		Election Day	Early Voting	Ballot By Mail	Provision al Ballots	Limited Ballots
Dayna Oscherwitz	271	38.88%	<div><div></div></div>	70	186	14	1	0
Ajikwaga Felli	21	3.01%	<div><div></div></div>	4	16	1	0	0
Angela Powell	405	58.11%	<div><div></div></div>	136	254	15	0	0
Total Votes Cast	697	100.00%	<div><div></div></div>	210	456	30	1	0
Overvotes	0			0	0	0	0	0
Undervotes	122			34	84	4	0	0
Contest Totals	819			244	540	34	1	0

Trustee, Place 3 Plano

Vote For 1

	TOTAL	VOTE %		Election Day	Early Voting	Ballot By Mail	Provision al Ballots	Limited Ballots
Nancy C. Humphrey	405	58.11%	<div><div></div></div>	118	266	20	1	0
Lynn Walling	292	41.89%	<div><div></div></div>	91	192	9	0	0
Total Votes Cast	697	100.00%	<div><div></div></div>	209	458	29	1	0
Overvotes	0			0	0	0	0	0
Undervotes	122			35	82	5	0	0
Contest Totals	819			244	540	34	1	0

Trustee, Place 6 Plano

Vote For 1

	TOTAL	VOTE %		Election Day	Early Voting	Ballot By Mail	Provision al Ballots	Limited Ballots
Marilyn Loughray	336	45.41%	<div><div></div></div>	110	217	9	0	0
Jeri Chambers	404	54.59%	<div><div></div></div>	106	276	21	1	0
Total Votes Cast	740	100.00%	<div><div></div></div>	216	493	30	1	0
Overvotes	0			0	0	0	0	0
Undervotes	79			28	47	4	0	0
Contest Totals	819			244	540	34	1	0

Summary Results Report
May 1st, 2021 City/School General and Special
Elections
May 1st, 2021

Final Results
SOVC
Collin County

076

Trustee, Place 7 Collin County Community College

Vote For 1

	TOTAL	VOTE %		Election Day	Early Voting	Ballot By Mail	Provision al Ballots	Limited Ballots
Jim Orr	390	58.30%	<div><div></div></div>	117	259	14	0	0
Helen Chang	279	41.70%	<div><div></div></div>	85	179	14	1	0
Total Votes Cast	669	100.00%	<div><div></div></div>	202	438	28	1	0
Overvotes	0			0	0	0	0	0
Undervotes	150			42	102	6	0	0
Contest Totals	819			244	540	34	1	0

Trustee, Place 8 Collin County Community College

Vote For 1

	TOTAL	VOTE %		Election Day	Early Voting	Ballot By Mail	Provision al Ballots	Limited Ballots
Misty Irby	291	43.83%	<div><div></div></div>	84	195	11	1	0
Bob Collins	373	56.17%	<div><div></div></div>	120	236	17	0	0
Total Votes Cast	664	100.00%	<div><div></div></div>	204	431	28	1	0
Overvotes	0			0	0	0	0	0
Undervotes	155			40	109	6	0	0
Contest Totals	819			244	540	34	1	0

Trustee, Place 9 Collin County Community College

Vote For 1

	TOTAL	VOTE %		Election Day	Early Voting	Ballot By Mail	Provision al Ballots	Limited Ballots
Andy Hardin	425	65.28%	<div><div></div></div>	131	275	19	0	0
Jacoby Stewart Sr.	226	34.72%	<div><div></div></div>	69	147	9	1	0
Total Votes Cast	651	100.00%	<div><div></div></div>	200	422	28	1	0
Overvotes	0			0	0	0	0	0
Undervotes	168			44	118	6	0	0
Contest Totals	819			244	540	34	1	0

Summary Results Report
May 1st, 2021 City/School General and Special
Elections
May 1st, 2021

Final Results
SOVC
Collin County

077

Statistics

	TOTAL	Election Day	Early Voting	Ballot By Mail	Provision al Ballots	Limited Ballots
Registered Voters - Total	3,566					
Ballots Cast - Total	625	230	376	19	0	0
Voter Turnout - Total	17.53%					

Councilmember, Place No.2 Plano

Vote For 1

	TOTAL	VOTE %		Election Day	Early Voting	Ballot By Mail	Provision al Ballots	Limited Ballots
Anthony Ricciardelli	296	50.00%	<div><div></div></div>	118	170	8	0	0
Steve Lavine	296	50.00%	<div><div></div></div>	95	194	7	0	0
Total Votes Cast	592	100.00%	<div><div></div></div>	213	364	15	0	0
Overvotes	0			0	0	0	0	0
Undervotes	33			17	12	4	0	0
Contest Totals	625			230	376	19	0	0

Councilmember, Place No.4 Plano

Vote For 1

	TOTAL	VOTE %		Election Day	Early Voting	Ballot By Mail	Provision al Ballots	Limited Ballots
Vidal Quintanilla	29	5.02%	<div><div></div></div>	13	13	3	0	0
Justin Adcock	233	40.31%	<div><div></div></div>	80	149	4	0	0
Kayci Prince	216	37.37%	<div><div></div></div>	80	128	8	0	0
Nassat Parveen	100	17.30%	<div><div></div></div>	34	66	0	0	0
Total Votes Cast	578	100.00%	<div><div></div></div>	207	356	15	0	0
Overvotes	0			0	0	0	0	0
Undervotes	47			23	20	4	0	0
Contest Totals	625			230	376	19	0	0

Councilmember, Place No.6 (Mayor)

Vote For 1

	TOTAL	VOTE %		Election Day	Early Voting	Ballot By Mail	Provision al Ballots	Limited Ballots
Lydia Ortega	26	4.19%	<div><div></div></div>	13	13	0	0	0
Lily Bao	244	39.29%	<div><div></div></div>	85	150	9	0	0
John Muns	351	56.52%	<div><div></div></div>	129	212	10	0	0
Total Votes Cast	621	100.00%	<div><div></div></div>	227	375	19	0	0
Overvotes	0			0	0	0	0	0
Undervotes	4			3	1	0	0	0
Contest Totals	625			230	376	19	0	0

Summary Results Report
May 1st, 2021 City/School General and Special
Elections
May 1st, 2021

Final Results
SOVC
Collin County

077

Councilmember, Place No.8 Plano

Vote For 1

	TOTAL	VOTE %		Election Day	Early Voting	Ballot By Mail	Provision al Ballots	Limited Ballots
Elisa Klein	301	51.81%	<div><div></div></div>	99	195	7	0	0
Rick Smith	280	48.19%	<div><div></div></div>	113	161	6	0	0
Total Votes Cast	581	100.00%	<div><div></div></div>	212	356	13	0	0
Overvotes	0			0	0	0	0	0
Undervotes	44			18	20	6	0	0
Contest Totals	625			230	376	19	0	0

Councilmember, Place No.7 Plano

Vote For 1

	TOTAL	VOTE %		Election Day	Early Voting	Ballot By Mail	Provision al Ballots	Limited Ballots
David M. Smith	86	14.96%	<div><div></div></div>	34	49	3	0	0
Julie Holmer	194	33.74%	<div><div></div></div>	58	131	5	0	0
Sandeep Srivastava	49	8.52%	<div><div></div></div>	15	32	2	0	0
Chris Robertson	175	30.43%	<div><div></div></div>	67	106	2	0	0
Bill Lisle III	71	12.35%	<div><div></div></div>	34	34	3	0	0
Total Votes Cast	575	100.00%	<div><div></div></div>	208	352	15	0	0
Overvotes	0			0	0	0	0	0
Undervotes	50			22	24	4	0	0
Contest Totals	625			230	376	19	0	0

Proposition A City of Plano

Vote For 1

	TOTAL	VOTE %		Election Day	Early Voting	Ballot By Mail	Provision al Ballots	Limited Ballots
For	466	77.80%	<div><div></div></div>	165	287	14	0	0
Against	133	22.20%	<div><div></div></div>	58	71	4	0	0
Total Votes Cast	599	100.00%	<div><div></div></div>	223	358	18	0	0
Overvotes	0			0	0	0	0	0
Undervotes	26			7	18	1	0	0
Contest Totals	625			230	376	19	0	0

Proposition B City of Plano

Vote For 1

	TOTAL	VOTE %		Election Day	Early Voting	Ballot By Mail	Provision al Ballots	Limited Ballots
For	424	71.26%	<div><div></div></div>	156	255	13	0	0
Against	171	28.74%	<div><div></div></div>	66	101	4	0	0
Total Votes Cast	595	100.00%	<div><div></div></div>	222	356	17	0	0
Overvotes	0			0	0	0	0	0
Undervotes	30			8	20	2	0	0
Contest Totals	625			230	376	19	0	0

Summary Results Report
May 1st, 2021 City/School General and Special
Elections
May 1st, 2021

Final Results
SOVC
Collin County

077

Proposition C City of Plano

Vote For 1

	TOTAL	VOTE %		Election Day	Early Voting	Ballot By Mail	Provision al Ballots	Limited Ballots
For	329	56.05%	<div><div></div></div>	113	202	14	0	0
Against	258	43.95%	<div><div></div></div>	105	148	5	0	0
Total Votes Cast	587	100.00%	<div><div></div></div>	218	350	19	0	0
Overvotes	0			0	0	0	0	0
Undervotes	38			12	26	0	0	0
Contest Totals	625			230	376	19	0	0

Proposition D City of Plano

Vote For 1

	TOTAL	VOTE %		Election Day	Early Voting	Ballot By Mail	Provision al Ballots	Limited Ballots
For	419	71.38%	<div><div></div></div>	138	266	15	0	0
Against	168	28.62%	<div><div></div></div>	75	89	4	0	0
Total Votes Cast	587	100.00%	<div><div></div></div>	213	355	19	0	0
Overvotes	0			0	0	0	0	0
Undervotes	38			17	21	0	0	0
Contest Totals	625			230	376	19	0	0

Proposition E City of Plano

Vote For 1

	TOTAL	VOTE %		Election Day	Early Voting	Ballot By Mail	Provision al Ballots	Limited Ballots
For	355	61.31%	<div><div></div></div>	119	223	13	0	0
Against	224	38.69%	<div><div></div></div>	93	125	6	0	0
Total Votes Cast	579	100.00%	<div><div></div></div>	212	348	19	0	0
Overvotes	0			0	0	0	0	0
Undervotes	46			18	28	0	0	0
Contest Totals	625			230	376	19	0	0

Proposition F City of Plano

Vote For 1

	TOTAL	VOTE %		Election Day	Early Voting	Ballot By Mail	Provision al Ballots	Limited Ballots
For	426	72.57%	<div><div></div></div>	153	258	15	0	0
Against	161	27.43%	<div><div></div></div>	63	94	4	0	0
Total Votes Cast	587	100.00%	<div><div></div></div>	216	352	19	0	0
Overvotes	0			0	0	0	0	0
Undervotes	38			14	24	0	0	0
Contest Totals	625			230	376	19	0	0

Summary Results Report
May 1st, 2021 City/School General and Special
Elections
May 1st, 2021

Final Results
SOVC
Collin County

077

Trustee, Place 1 Plano

Vote For 1

	TOTAL	VOTE %		Election Day	Early Voting	Ballot By Mail	Provision al Ballots	Limited Ballots
Lauren Tyra	336	60.98%	<div><div></div></div>	126	202	8	0	0
Shafik Ben Guesmia	19	3.45%	<div><div></div></div>	7	10	2	0	0
Semida Voicu	196	35.57%	<div><div></div></div>	64	127	5	0	0
Total Votes Cast	551	100.00%	<div><div></div></div>	197	339	15	0	0
Overvotes	0			0	0	0	0	0
Undervotes	74			33	37	4	0	0
Contest Totals	625			230	376	19	0	0

Trustee, Place 2 Plano

Vote For 1

	TOTAL	VOTE %		Election Day	Early Voting	Ballot By Mail	Provision al Ballots	Limited Ballots
Dayna Oscherwitz	241	44.38%	<div><div></div></div>	78	157	6	0	0
Ajikwaga Felli	30	5.52%	<div><div></div></div>	12	18	0	0	0
Angela Powell	272	50.09%	<div><div></div></div>	103	161	8	0	0
Total Votes Cast	543	100.00%	<div><div></div></div>	193	336	14	0	0
Overvotes	0			0	0	0	0	0
Undervotes	82			37	40	5	0	0
Contest Totals	625			230	376	19	0	0

Trustee, Place 3 Plano

Vote For 1

	TOTAL	VOTE %		Election Day	Early Voting	Ballot By Mail	Provision al Ballots	Limited Ballots
Nancy C. Humphrey	318	59.55%	<div><div></div></div>	105	198	15	0	0
Lynn Walling	216	40.45%	<div><div></div></div>	84	130	2	0	0
Total Votes Cast	534	100.00%	<div><div></div></div>	189	328	17	0	0
Overvotes	0			0	0	0	0	0
Undervotes	91			41	48	2	0	0
Contest Totals	625			230	376	19	0	0

Trustee, Place 6 Plano

Vote For 1

	TOTAL	VOTE %		Election Day	Early Voting	Ballot By Mail	Provision al Ballots	Limited Ballots
Marilyn Loughray	216	40.53%	<div><div></div></div>	78	134	4	0	0
Jeri Chambers	317	59.47%	<div><div></div></div>	108	198	11	0	0
Total Votes Cast	533	100.00%	<div><div></div></div>	186	332	15	0	0
Overvotes	0			0	0	0	0	0
Undervotes	92			44	44	4	0	0
Contest Totals	625			230	376	19	0	0

Summary Results Report
May 1st, 2021 City/School General and Special
Elections
May 1st, 2021

Final Results
SOVC
Collin County

077

Trustee, Place 7 Collin County Community College

Vote For 1

	TOTAL	VOTE %		Election Day	Early Voting	Ballot By Mail	Provision al Ballots	Limited Ballots
Jim Orr	266	49.17%	<div><div></div></div>	96	162	8	0	0
Helen Chang	275	50.83%	<div><div></div></div>	95	173	7	0	0
Total Votes Cast	541	100.00%	<div><div></div></div>	191	335	15	0	0
Overvotes	0			0	0	0	0	0
Undervotes	84			39	41	4	0	0
Contest Totals	625			230	376	19	0	0

Trustee, Place 8 Collin County Community College

Vote For 1

	TOTAL	VOTE %		Election Day	Early Voting	Ballot By Mail	Provision al Ballots	Limited Ballots
Misty Irby	267	50.47%	<div><div></div></div>	96	164	7	0	0
Bob Collins	262	49.53%	<div><div></div></div>	90	164	8	0	0
Total Votes Cast	529	100.00%	<div><div></div></div>	186	328	15	0	0
Overvotes	0			0	0	0	0	0
Undervotes	96			44	48	4	0	0
Contest Totals	625			230	376	19	0	0

Trustee, Place 9 Collin County Community College

Vote For 1

	TOTAL	VOTE %		Election Day	Early Voting	Ballot By Mail	Provision al Ballots	Limited Ballots
Andy Hardin	286	54.58%	<div><div></div></div>	106	167	13	0	0
Jacoby Stewart Sr.	238	45.42%	<div><div></div></div>	78	158	2	0	0
Total Votes Cast	524	100.00%	<div><div></div></div>	184	325	15	0	0
Overvotes	0			0	0	0	0	0
Undervotes	101			46	51	4	0	0
Contest Totals	625			230	376	19	0	0

Summary Results Report
May 1st, 2021 City/School General and Special
Elections
May 1st, 2021

Final Results
SOVC
Collin County

078

Statistics

	TOTAL	Election Day	Early Voting	Ballot By Mail	Provisional Ballots	Limited Ballots
Registered Voters - Total	4,243					
Ballots Cast - Total	250	111	129	10	0	0
Voter Turnout - Total	5.89%					

Mayor - Council Member, Place 7 Richardson

Vote For 1

	TOTAL	VOTE %		Election Day	Early Voting	Ballot By Mail	Provisional Ballots	Limited Ballots
Paul Voelker	175	100.00%	<div></div>	76	90	9	0	0
Total Votes Cast	175	100.00%	<div></div>	76	90	9	0	0
Overvotes	0			0	0	0	0	0
Undervotes	75			35	39	1	0	0
Contest Totals	250			111	129	10	0	0

Council Member, Place 1 Richardson

Vote For 1

	TOTAL	VOTE %		Election Day	Early Voting	Ballot By Mail	Provisional Ballots	Limited Ballots
Bob Dubey	153	100.00%	<div></div>	68	76	9	0	0
Total Votes Cast	153	100.00%	<div></div>	68	76	9	0	0
Overvotes	0			0	0	0	0	0
Undervotes	97			43	53	1	0	0
Contest Totals	250			111	129	10	0	0

Council Member, Place 2 Richardson

Vote For 1

	TOTAL	VOTE %		Election Day	Early Voting	Ballot By Mail	Provisional Ballots	Limited Ballots
Jennifer Justice	166	100.00%	<div></div>	74	83	9	0	0
Total Votes Cast	166	100.00%	<div></div>	74	83	9	0	0
Overvotes	0			0	0	0	0	0
Undervotes	84			37	46	1	0	0
Contest Totals	250			111	129	10	0	0

Council Member, Place 3 Richardson

Vote For 1

	TOTAL	VOTE %		Election Day	Early Voting	Ballot By Mail	Provisional Ballots	Limited Ballots
Janet DePuy	156	100.00%	<div></div>	71	76	9	0	0
Total Votes Cast	156	100.00%	<div></div>	71	76	9	0	0
Overvotes	0			0	0	0	0	0
Undervotes	94			40	53	1	0	0
Contest Totals	250			111	129	10	0	0

Summary Results Report
May 1st, 2021 City/School General and Special
Elections
May 1st, 2021

Final Results
SOVC
Collin County

078

Council Member, Place 4 Richardson

Vote For 1

	TOTAL	VOTE %		Election Day	Early Voting	Ballot By Mail	Provision al Ballots	Limited Ballots
Kyle Kepner	106	45.11%	<div><div></div></div>	48	51	7	0	0
Joe Corcoran	129	54.89%	<div><div></div></div>	57	69	3	0	0
Total Votes Cast	235	100.00%	<div><div></div></div>	105	120	10	0	0
Overvotes	0			0	0	0	0	0
Undervotes	15			6	9	0	0	0
Contest Totals	250			111	129	10	0	0

Council Member, Place 5 Richardson

Vote For 1

	TOTAL	VOTE %		Election Day	Early Voting	Ballot By Mail	Provision al Ballots	Limited Ballots
Ken Hutchenrider	155	100.00%	<div><div></div></div>	70	76	9	0	0
Total Votes Cast	155	100.00%	<div><div></div></div>	70	76	9	0	0
Overvotes	0			0	0	0	0	0
Undervotes	95			41	53	1	0	0
Contest Totals	250			111	129	10	0	0

Council Member, Place 6 Richardson

Vote For 1

	TOTAL	VOTE %		Election Day	Early Voting	Ballot By Mail	Provision al Ballots	Limited Ballots
Daniel Burdette	66	27.50%	<div><div></div></div>	27	36	3	0	0
Marilyn Frederick	63	26.25%	<div><div></div></div>	34	26	3	0	0
Arefin Shamsul	111	46.25%	<div><div></div></div>	46	61	4	0	0
Total Votes Cast	240	100.00%	<div><div></div></div>	107	123	10	0	0
Overvotes	0			0	0	0	0	0
Undervotes	10			4	6	0	0	0
Contest Totals	250			111	129	10	0	0

Trustee, Place 1 Plano

Vote For 1

	TOTAL	VOTE %		Election Day	Early Voting	Ballot By Mail	Provision al Ballots	Limited Ballots
Lauren Tyra	135	67.50%	<div><div></div></div>	54	79	2	0	0
Shafik Ben Guesmia	22	11.00%	<div><div></div></div>	11	11	0	0	0
Semida Voicu	43	21.50%	<div><div></div></div>	22	17	4	0	0
Total Votes Cast	200	100.00%	<div><div></div></div>	87	107	6	0	0
Overvotes	0			0	0	0	0	0
Undervotes	50			24	22	4	0	0
Contest Totals	250			111	129	10	0	0

Summary Results Report
May 1st, 2021 City/School General and Special
Elections
May 1st, 2021

Final Results
SOVC
Collin County

078

Trustee, Place 2 Plano

Vote For 1

	TOTAL	VOTE %		Election Day	Early Voting	Ballot By Mail	Provision al Ballots	Limited Ballots
Dayna Oscherwitz	97	47.09%	<div><div></div></div>	40	56	1	0	0
Ajikwaga Felli	26	12.62%	<div><div></div></div>	11	14	1	0	0
Angela Powell	83	40.29%	<div><div></div></div>	38	41	4	0	0
Total Votes Cast	206	100.00%	<div><div></div></div>	89	111	6	0	0
Overvotes	0			0	0	0	0	0
Undervotes	44			22	18	4	0	0
Contest Totals	250			111	129	10	0	0

Trustee, Place 3 Plano

Vote For 1

	TOTAL	VOTE %		Election Day	Early Voting	Ballot By Mail	Provision al Ballots	Limited Ballots
Nancy C. Humphrey	137	71.35%	<div><div></div></div>	53	79	5	0	0
Lynn Walling	55	28.65%	<div><div></div></div>	31	24	0	0	0
Total Votes Cast	192	100.00%	<div><div></div></div>	84	103	5	0	0
Overvotes	0			0	0	0	0	0
Undervotes	58			27	26	5	0	0
Contest Totals	250			111	129	10	0	0

Trustee, Place 6 Plano

Vote For 1

	TOTAL	VOTE %		Election Day	Early Voting	Ballot By Mail	Provision al Ballots	Limited Ballots
Marilyn Loughray	65	33.51%	<div><div></div></div>	31	33	1	0	0
Jeri Chambers	129	66.49%	<div><div></div></div>	53	71	5	0	0
Total Votes Cast	194	100.00%	<div><div></div></div>	84	104	6	0	0
Overvotes	0			0	0	0	0	0
Undervotes	56			27	25	4	0	0
Contest Totals	250			111	129	10	0	0

Trustee, Place 7 Collin County Community College

Vote For 1

	TOTAL	VOTE %		Election Day	Early Voting	Ballot By Mail	Provision al Ballots	Limited Ballots
Jim Orr	77	39.09%	<div><div></div></div>	36	37	4	0	0
Helen Chang	120	60.91%	<div><div></div></div>	50	69	1	0	0
Total Votes Cast	197	100.00%	<div><div></div></div>	86	106	5	0	0
Overvotes	0			0	0	0	0	0
Undervotes	53			25	23	5	0	0
Contest Totals	250			111	129	10	0	0

Summary Results Report
May 1st, 2021 City/School General and Special
Elections
May 1st, 2021

Final Results
SOVC
Collin County

078

Trustee, Place 8 Collin County Community College

Vote For 1

	TOTAL	VOTE %		Election Day	Early Voting	Ballot By Mail	Provision al Ballots	Limited Ballots
Misty Irby	110	56.12%	<div><div></div></div>	48	60	2	0	0
Bob Collins	86	43.88%	<div><div></div></div>	37	45	4	0	0
Total Votes Cast	196	100.00%	<div><div></div></div>	85	105	6	0	0
Overvotes	0			0	0	0	0	0
Undervotes	54			26	24	4	0	0
Contest Totals	250			111	129	10	0	0

Trustee, Place 9 Collin County Community College

Vote For 1

	TOTAL	VOTE %		Election Day	Early Voting	Ballot By Mail	Provision al Ballots	Limited Ballots
Andy Hardin	112	57.44%	<div><div></div></div>	49	60	3	0	0
Jacoby Stewart Sr.	83	42.56%	<div><div></div></div>	34	46	3	0	0
Total Votes Cast	195	100.00%	<div><div></div></div>	83	106	6	0	0
Overvotes	0			0	0	0	0	0
Undervotes	55			28	23	4	0	0
Contest Totals	250			111	129	10	0	0

Summary Results Report
May 1st, 2021 City/School General and Special
Elections
May 1st, 2021

Final Results
SOVC
Collin County

079

Statistics

	TOTAL	Election Day	Early Voting	Ballot By Mail	Provisional Ballots	Limited Ballots
Registered Voters - Total	2,607					
Ballots Cast - Total	229	72	140	17	0	0
Voter Turnout - Total	8.78%					

Member of Council, Place 12 Dallas

Vote For 1

	TOTAL	VOTE %		Election Day	Early Voting	Ballot By Mail	Provisional Ballots	Limited Ballots
Elva Curl	50	22.62%	<div><div></div></div>	20	29	1	0	0
Cara Mendelsohn	171	77.38%	<div><div></div></div>	49	106	16	0	0
Total Votes Cast	221	100.00%	<div><div></div></div>	69	135	17	0	0
Overvotes	0			0	0	0	0	0
Undervotes	8			3	5	0	0	0
Contest Totals	229			72	140	17	0	0

Proposition A City of Dallas

Vote For 1

	TOTAL	VOTE %		Election Day	Early Voting	Ballot By Mail	Provisional Ballots	Limited Ballots
For	45	20.36%	<div><div></div></div>	19	25	1	0	0
Against	176	79.64%	<div><div></div></div>	50	110	16	0	0
Total Votes Cast	221	100.00%	<div><div></div></div>	69	135	17	0	0
Overvotes	0			0	0	0	0	0
Undervotes	8			3	5	0	0	0
Contest Totals	229			72	140	17	0	0

Proposition B City of Dallas

Vote For 1

	TOTAL	VOTE %		Election Day	Early Voting	Ballot By Mail	Provisional Ballots	Limited Ballots
For	45	20.36%	<div><div></div></div>	16	28	1	0	0
Against	176	79.64%	<div><div></div></div>	53	107	16	0	0
Total Votes Cast	221	100.00%	<div><div></div></div>	69	135	17	0	0
Overvotes	0			0	0	0	0	0
Undervotes	8			3	5	0	0	0
Contest Totals	229			72	140	17	0	0

Trustee, Place 1 Plano

Vote For 1

	TOTAL	VOTE %		Election Day	Early Voting	Ballot By Mail	Provisional Ballots	Limited Ballots
Lauren Tyra	105	67.74%	<div><div></div></div>	29	68	8	0	0
Shafik Ben Guesmia	16	10.32%	<div><div></div></div>	5	11	0	0	0
Semida Voicu	34	21.94%	<div><div></div></div>	18	14	2	0	0
Total Votes Cast	155	100.00%	<div><div></div></div>	52	93	10	0	0
Overvotes	0			0	0	0	0	0
Undervotes	74			20	47	7	0	0
Contest Totals	229			72	140	17	0	0

Summary Results Report
May 1st, 2021 City/School General and Special
Elections
May 1st, 2021

Final Results
SOVC
Collin County

079

Trustee, Place 2 Plano

Vote For 1

	TOTAL	VOTE %		Election Day	Early Voting	Ballot By Mail	Provision al Ballots	Limited Ballots
Dayna Oscherwitz	67	41.61%	<div><div></div></div>	19	41	7	0	0
Ajikwaga Felli	18	11.18%	<div><div></div></div>	7	11	0	0	0
Angela Powell	76	47.20%	<div><div></div></div>	27	44	5	0	0
Total Votes Cast	161	100.00%	<div><div></div></div>	53	96	12	0	0
Overvotes	0			0	0	0	0	0
Undervotes	68			19	44	5	0	0
Contest Totals	229			72	140	17	0	0

Trustee, Place 3 Plano

Vote For 1

	TOTAL	VOTE %		Election Day	Early Voting	Ballot By Mail	Provision al Ballots	Limited Ballots
Nancy C. Humphrey	93	62.84%	<div><div></div></div>	30	55	8	0	0
Lynn Walling	55	37.16%	<div><div></div></div>	20	34	1	0	0
Total Votes Cast	148	100.00%	<div><div></div></div>	50	89	9	0	0
Overvotes	0			0	0	0	0	0
Undervotes	81			22	51	8	0	0
Contest Totals	229			72	140	17	0	0

Trustee, Place 6 Plano

Vote For 1

	TOTAL	VOTE %		Election Day	Early Voting	Ballot By Mail	Provision al Ballots	Limited Ballots
Marilyn Loughray	62	42.76%	<div><div></div></div>	23	37	2	0	0
Jeri Chambers	83	57.24%	<div><div></div></div>	25	51	7	0	0
Total Votes Cast	145	100.00%	<div><div></div></div>	48	88	9	0	0
Overvotes	0			0	0	0	0	0
Undervotes	84			24	52	8	0	0
Contest Totals	229			72	140	17	0	0

Trustee, Place 7 Collin County Community College

Vote For 1

	TOTAL	VOTE %		Election Day	Early Voting	Ballot By Mail	Provision al Ballots	Limited Ballots
Jim Orr	67	42.95%	<div><div></div></div>	26	37	4	0	0
Helen Chang	89	57.05%	<div><div></div></div>	28	54	7	0	0
Total Votes Cast	156	100.00%	<div><div></div></div>	54	91	11	0	0
Overvotes	0			0	0	0	0	0
Undervotes	73			18	49	6	0	0
Contest Totals	229			72	140	17	0	0

Summary Results Report
May 1st, 2021 City/School General and Special
Elections
May 1st, 2021

Final Results
SOVC
Collin County

079

Trustee, Place 8 Collin County Community College

Vote For 1

	TOTAL	VOTE %		Election Day	Early Voting	Ballot By Mail	Provision al Ballots	Limited Ballots
Misty Irby	81	54.00%	<div><div></div></div>	26	49	6	0	0
Bob Collins	69	46.00%	<div><div></div></div>	22	42	5	0	0
Total Votes Cast	150	100.00%	<div><div></div></div>	48	91	11	0	0
Overvotes	0			0	0	0	0	0
Undervotes	79			24	49	6	0	0
Contest Totals	229			72	140	17	0	0

Trustee, Place 9 Collin County Community College

Vote For 1

	TOTAL	VOTE %		Election Day	Early Voting	Ballot By Mail	Provision al Ballots	Limited Ballots
Andy Hardin	77	53.85%	<div><div></div></div>	24	47	6	0	0
Jacoby Stewart Sr.	66	46.15%	<div><div></div></div>	24	38	4	0	0
Total Votes Cast	143	100.00%	<div><div></div></div>	48	85	10	0	0
Overvotes	0			0	0	0	0	0
Undervotes	86			24	55	7	0	0
Contest Totals	229			72	140	17	0	0

Summary Results Report
May 1st, 2021 City/School General and Special
Elections
May 1st, 2021

Final Results
SOVC
Collin County

080

Statistics

	TOTAL	Election Day	Early Voting	Ballot By Mail	Provisional Ballots	Limited Ballots
Registered Voters - Total	3,602					
Ballots Cast - Total	525	188	305	31	1	0
Voter Turnout - Total	14.58%					

Councilmember, Place No. 1 Allen

Vote For 1

	TOTAL	VOTE %		Election Day	Early Voting	Ballot By Mail	Provisional Ballots	Limited Ballots
Christopher Gaspard	12	2.47%	<div><div></div></div>	2	7	3	0	0
Malcom J. Wilkinson	14	2.89%	<div><div></div></div>	3	11	0	0	0
Daren Meis	234	48.25%	<div><div></div></div>	88	141	5	0	0
Nathan Polsky	17	3.51%	<div><div></div></div>	11	5	1	0	0
Andre Hines	11	2.27%	<div><div></div></div>	6	3	2	0	0
Dwight Burns	197	40.62%	<div><div></div></div>	66	111	19	1	0
Total Votes Cast	485	100.00%	<div><div></div></div>	176	278	30	1	0
Overvotes	0			0	0	0	0	0
Undervotes	40			12	27	1	0	0
Contest Totals	525			188	305	31	1	0

Councilmember, Place No. 3 Allen

Vote For 1

	TOTAL	VOTE %		Election Day	Early Voting	Ballot By Mail	Provisional Ballots	Limited Ballots
Joseph Jackson	11	2.20%	<div><div></div></div>	4	5	2	0	0
Joey Herald	106	21.16%	<div><div></div></div>	50	54	2	0	0
Lauren Doherty	194	38.72%	<div><div></div></div>	65	106	22	1	0
Dave Cornette	187	37.33%	<div><div></div></div>	61	122	4	0	0
Kenneth Wineburg, Jr.	3	0.60%	<div><div></div></div>	0	2	1	0	0
Total Votes Cast	501	100.00%	<div><div></div></div>	180	289	31	1	0
Overvotes	0			0	0	0	0	0
Undervotes	24			8	16	0	0	0
Contest Totals	525			188	305	31	1	0

Councilmember, Place No. 5 Allen

Vote For 1

	TOTAL	VOTE %		Election Day	Early Voting	Ballot By Mail	Provisional Ballots	Limited Ballots
Diane Martin	45	9.34%	<div><div></div></div>	15	22	8	0	0
Dave Shafer	217	45.02%	<div><div></div></div>	80	132	5	0	0
Philip Brewer	206	42.74%	<div><div></div></div>	73	120	12	1	0
Edson Mureeba	14	2.90%	<div><div></div></div>	4	4	6	0	0
Total Votes Cast	482	100.00%	<div><div></div></div>	172	278	31	1	0
Overvotes	0			0	0	0	0	0
Undervotes	43			16	27	0	0	0
Contest Totals	525			188	305	31	1	0

Summary Results Report
May 1st, 2021 City/School General and Special
Elections
May 1st, 2021

Final Results
SOVC
Collin County

080

School District Board of Trustees, Place 1 Allen

Vote For 1

	TOTAL	VOTE %		Election Day	Early Voting	Ballot By Mail	Provision al Ballots	Limited Ballots
Jorge J. Torres	114	24.36%	<div><div></div></div>	42	60	12	0	0
Sarah Mitchell	354	75.64%	<div><div></div></div>	122	213	18	1	0
Total Votes Cast	468	100.00%	<div><div></div></div>	164	273	30	1	0
Overvotes	0			0	0	0	0	0
Undervotes	57			24	32	1	0	0
Contest Totals	525			188	305	31	1	0

School District Board of Trustees, Place 2 Allen

Vote For 1

	TOTAL	VOTE %		Election Day	Early Voting	Ballot By Mail	Provision al Ballots	Limited Ballots
David W. Noll	318	69.43%	<div><div></div></div>	108	187	23	0	0
Stacey Greer	140	30.57%	<div><div></div></div>	51	81	7	1	0
Total Votes Cast	458	100.00%	<div><div></div></div>	159	268	30	1	0
Overvotes	0			0	0	0	0	0
Undervotes	67			29	37	1	0	0
Contest Totals	525			188	305	31	1	0

School District Board of Trustees, Place 3 Allen

Vote For 1

	TOTAL	VOTE %		Election Day	Early Voting	Ballot By Mail	Provision al Ballots	Limited Ballots
Kevin Cameron	384	84.40%	<div><div></div></div>	133	230	20	1	0
Deepak Kaithakkapuzha	71	15.60%	<div><div></div></div>	25	36	10	0	0
Total Votes Cast	455	100.00%	<div><div></div></div>	158	266	30	1	0
Overvotes	0			0	0	0	0	0
Undervotes	70			30	39	1	0	0
Contest Totals	525			188	305	31	1	0

Proposition A Allen ISD

Vote For 1

	TOTAL	VOTE %		Election Day	Early Voting	Ballot By Mail	Provision al Ballots	Limited Ballots
For	465	91.54%	<div><div></div></div>	166	272	26	1	0
Against	43	8.46%	<div><div></div></div>	16	22	5	0	0
Total Votes Cast	508	100.00%	<div><div></div></div>	182	294	31	1	0
Overvotes	0			0	0	0	0	0
Undervotes	17			6	11	0	0	0
Contest Totals	525			188	305	31	1	0

Summary Results Report
May 1st, 2021 City/School General and Special
Elections
May 1st, 2021

Final Results
SOVC
Collin County

080

Trustee, Place 7 Collin County Community College

Vote For 1

	TOTAL	VOTE %		Election Day	Early Voting	Ballot By Mail	Provision al Ballots	Limited Ballots
Jim Orr	280	61.81%	<div><div></div></div>	98	171	11	0	0
Helen Chang	173	38.19%	<div><div></div></div>	70	83	19	1	0
Total Votes Cast	453	100.00%	<div><div></div></div>	168	254	30	1	0
Overvotes	0			0	0	0	0	0
Undervotes	72			20	51	1	0	0
Contest Totals	525			188	305	31	1	0

Trustee, Place 8 Collin County Community College

Vote For 1

	TOTAL	VOTE %		Election Day	Early Voting	Ballot By Mail	Provision al Ballots	Limited Ballots
Misty Irby	192	43.05%	<div><div></div></div>	76	98	17	1	0
Bob Collins	254	56.95%	<div><div></div></div>	90	151	13	0	0
Total Votes Cast	446	100.00%	<div><div></div></div>	166	249	30	1	0
Overvotes	0			0	0	0	0	0
Undervotes	79			22	56	1	0	0
Contest Totals	525			188	305	31	1	0

Trustee, Place 9 Collin County Community College

Vote For 1

	TOTAL	VOTE %		Election Day	Early Voting	Ballot By Mail	Provision al Ballots	Limited Ballots
Andy Hardin	313	70.65%	<div><div></div></div>	112	180	21	0	0
Jacoby Stewart Sr.	130	29.35%	<div><div></div></div>	50	70	9	1	0
Total Votes Cast	443	100.00%	<div><div></div></div>	162	250	30	1	0
Overvotes	0			0	0	0	0	0
Undervotes	82			26	55	1	0	0
Contest Totals	525			188	305	31	1	0

Summary Results Report
May 1st, 2021 City/School General and Special
Elections
May 1st, 2021

Final Results
SOVC
Collin County

081

Statistics

	TOTAL	Election Day	Early Voting	Ballot By Mail	Provision al Ballots	Limited Ballots
Registered Voters - Total	2,807					
Ballots Cast - Total	597	208	367	22	0	0
Voter Turnout - Total	21.27%					

Councilmember, Place No.2 Plano

Vote For 1

	TOTAL	VOTE %		Election Day	Early Voting	Ballot By Mail	Provision al Ballots	Limited Ballots
Anthony Ricciardelli	295	53.15%	<div><div></div></div>	107	175	13	0	0
Steve Lavine	260	46.85%	<div><div></div></div>	86	168	6	0	0
Total Votes Cast	555	100.00%	<div><div></div></div>	193	343	19	0	0
Overvotes	0			0	0	0	0	0
Undervotes	42			15	24	3	0	0
Contest Totals	597			208	367	22	0	0

Councilmember, Place No.4 Plano

Vote For 1

	TOTAL	VOTE %		Election Day	Early Voting	Ballot By Mail	Provision al Ballots	Limited Ballots
Vidal Quintanilla	29	5.13%	<div><div></div></div>	8	20	1	0	0
Justin Adcock	252	44.60%	<div><div></div></div>	87	157	8	0	0
Kayci Prince	211	37.35%	<div><div></div></div>	75	127	9	0	0
Nassat Parveen	73	12.92%	<div><div></div></div>	30	42	1	0	0
Total Votes Cast	565	100.00%	<div><div></div></div>	200	346	19	0	0
Overvotes	0			0	0	0	0	0
Undervotes	32			8	21	3	0	0
Contest Totals	597			208	367	22	0	0

Councilmember, Place No.6 (Mayor)

Vote For 1

	TOTAL	VOTE %		Election Day	Early Voting	Ballot By Mail	Provision al Ballots	Limited Ballots
Lydia Ortega	31	5.26%	<div><div></div></div>	12	16	3	0	0
Lily Bao	247	41.94%	<div><div></div></div>	90	153	4	0	0
John Muns	311	52.80%	<div><div></div></div>	104	194	13	0	0
Total Votes Cast	589	100.00%	<div><div></div></div>	206	363	20	0	0
Overvotes	0			0	0	0	0	0
Undervotes	8			2	4	2	0	0
Contest Totals	597			208	367	22	0	0

Summary Results Report
May 1st, 2021 City/School General and Special
Elections
May 1st, 2021

Final Results
SOVC
Collin County

081

Councilmember, Place No.8 Plano

Vote For 1

	TOTAL	VOTE %		Election Day	Early Voting	Ballot By Mail	Provision al Ballots	Limited Ballots
Elisa Klein	264	48.35%	<div><div></div></div>	99	160	5	0	0
Rick Smith	282	51.65%	<div><div></div></div>	96	172	14	0	0
Total Votes Cast	546	100.00%	<div><div></div></div>	195	332	19	0	0
Overvotes	0			0	0	0	0	0
Undervotes	51			13	35	3	0	0
Contest Totals	597			208	367	22	0	0

Councilmember, Place No.7 Plano

Vote For 1

	TOTAL	VOTE %		Election Day	Early Voting	Ballot By Mail	Provision al Ballots	Limited Ballots
David M. Smith	67	12.45%	<div><div></div></div>	32	32	3	0	0
Julie Holmer	189	35.13%	<div><div></div></div>	61	121	7	0	0
Sandeep Srivastava	61	11.34%	<div><div></div></div>	7	52	2	0	0
Chris Robertson	169	31.41%	<div><div></div></div>	65	98	6	0	0
Bill Lisle III	52	9.67%	<div><div></div></div>	24	27	1	0	0
Total Votes Cast	538	100.00%	<div><div></div></div>	189	330	19	0	0
Overvotes	0			0	0	0	0	0
Undervotes	59			19	37	3	0	0
Contest Totals	597			208	367	22	0	0

Proposition A City of Plano

Vote For 1

	TOTAL	VOTE %		Election Day	Early Voting	Ballot By Mail	Provision al Ballots	Limited Ballots
For	449	79.19%	<div><div></div></div>	147	285	17	0	0
Against	118	20.81%	<div><div></div></div>	48	66	4	0	0
Total Votes Cast	567	100.00%	<div><div></div></div>	195	351	21	0	0
Overvotes	0			0	0	0	0	0
Undervotes	30			13	16	1	0	0
Contest Totals	597			208	367	22	0	0

Proposition B City of Plano

Vote For 1

	TOTAL	VOTE %		Election Day	Early Voting	Ballot By Mail	Provision al Ballots	Limited Ballots
For	416	73.24%	<div><div></div></div>	149	255	12	0	0
Against	152	26.76%	<div><div></div></div>	48	95	9	0	0
Total Votes Cast	568	100.00%	<div><div></div></div>	197	350	21	0	0
Overvotes	0			0	0	0	0	0
Undervotes	29			11	17	1	0	0
Contest Totals	597			208	367	22	0	0

Summary Results Report
May 1st, 2021 City/School General and Special
Elections
May 1st, 2021

Final Results
SOVC
Collin County

081

Proposition C City of Plano

Vote For 1

	TOTAL	VOTE %		Election Day	Early Voting	Ballot By Mail	Provision al Ballots	Limited Ballots
For	328	58.26%	<div><div></div></div>	108	210	10	0	0
Against	235	41.74%	<div><div></div></div>	84	140	11	0	0
Total Votes Cast	563	100.00%	<div><div></div></div>	192	350	21	0	0
Overvotes	0			0	0	0	0	0
Undervotes	34			16	17	1	0	0
Contest Totals	597			208	367	22	0	0

Proposition D City of Plano

Vote For 1

	TOTAL	VOTE %		Election Day	Early Voting	Ballot By Mail	Provision al Ballots	Limited Ballots
For	400	71.81%	<div><div></div></div>	129	253	18	0	0
Against	157	28.19%	<div><div></div></div>	60	94	3	0	0
Total Votes Cast	557	100.00%	<div><div></div></div>	189	347	21	0	0
Overvotes	0			0	0	0	0	0
Undervotes	40			19	20	1	0	0
Contest Totals	597			208	367	22	0	0

Proposition E City of Plano

Vote For 1

	TOTAL	VOTE %		Election Day	Early Voting	Ballot By Mail	Provision al Ballots	Limited Ballots
For	341	60.57%	<div><div></div></div>	113	219	9	0	0
Against	222	39.43%	<div><div></div></div>	79	130	13	0	0
Total Votes Cast	563	100.00%	<div><div></div></div>	192	349	22	0	0
Overvotes	0			0	0	0	0	0
Undervotes	34			16	18	0	0	0
Contest Totals	597			208	367	22	0	0

Proposition F City of Plano

Vote For 1

	TOTAL	VOTE %		Election Day	Early Voting	Ballot By Mail	Provision al Ballots	Limited Ballots
For	411	72.74%	<div><div></div></div>	141	256	14	0	0
Against	154	27.26%	<div><div></div></div>	51	95	8	0	0
Total Votes Cast	565	100.00%	<div><div></div></div>	192	351	22	0	0
Overvotes	0			0	0	0	0	0
Undervotes	32			16	16	0	0	0
Contest Totals	597			208	367	22	0	0

Summary Results Report
May 1st, 2021 City/School General and Special
Elections
May 1st, 2021

Final Results
SOVC
Collin County

081

Trustee, Place 1 Plano

Vote For 1

	TOTAL	VOTE %		Election Day	Early Voting	Ballot By Mail	Provision al Ballots	Limited Ballots
Lauren Tyra	293	59.31%	<div><div></div></div>	105	171	17	0	0
Shafik Ben Guesmia	30	6.07%	<div><div></div></div>	7	23	0	0	0
Semida Voicu	171	34.62%	<div><div></div></div>	68	103	0	0	0
Total Votes Cast	494	100.00%	<div><div></div></div>	180	297	17	0	0
Overvotes	0			0	0	0	0	0
Undervotes	103			28	70	5	0	0
Contest Totals	597			208	367	22	0	0

Trustee, Place 2 Plano

Vote For 1

	TOTAL	VOTE %		Election Day	Early Voting	Ballot By Mail	Provision al Ballots	Limited Ballots
Dayna Oscherwitz	209	42.05%	<div><div></div></div>	81	122	6	0	0
Ajikwaga Felli	27	5.43%	<div><div></div></div>	6	21	0	0	0
Angela Powell	261	52.52%	<div><div></div></div>	93	157	11	0	0
Total Votes Cast	497	100.00%	<div><div></div></div>	180	300	17	0	0
Overvotes	0			0	0	0	0	0
Undervotes	100			28	67	5	0	0
Contest Totals	597			208	367	22	0	0

Trustee, Place 3 Plano

Vote For 1

	TOTAL	VOTE %		Election Day	Early Voting	Ballot By Mail	Provision al Ballots	Limited Ballots
Nancy C. Humphrey	300	63.03%	<div><div></div></div>	109	177	14	0	0
Lynn Walling	176	36.97%	<div><div></div></div>	57	116	3	0	0
Total Votes Cast	476	100.00%	<div><div></div></div>	166	293	17	0	0
Overvotes	0			0	0	0	0	0
Undervotes	121			42	74	5	0	0
Contest Totals	597			208	367	22	0	0

Trustee, Place 6 Plano

Vote For 1

	TOTAL	VOTE %		Election Day	Early Voting	Ballot By Mail	Provision al Ballots	Limited Ballots
Marilyn Loughray	212	43.89%	<div><div></div></div>	72	132	8	0	0
Jeri Chambers	271	56.11%	<div><div></div></div>	101	161	9	0	0
Total Votes Cast	483	100.00%	<div><div></div></div>	173	293	17	0	0
Overvotes	0			0	0	0	0	0
Undervotes	114			35	74	5	0	0
Contest Totals	597			208	367	22	0	0

Summary Results Report
May 1st, 2021 City/School General and Special
Elections
May 1st, 2021

Final Results
SOVC
Collin County

081

Trustee, Place 7 Collin County Community College

Vote For 1

	TOTAL	VOTE %		Election Day	Early Voting	Ballot By Mail	Provision al Ballots	Limited Ballots
Jim Orr	222	46.54%	<div><div></div></div>	77	131	14	0	0
Helen Chang	255	53.46%	<div><div></div></div>	95	156	4	0	0
Total Votes Cast	477	100.00%	<div><div></div></div>	172	287	18	0	0
Overvotes	0			0	0	0	0	0
Undervotes	120			36	80	4	0	0
Contest Totals	597			208	367	22	0	0

Trustee, Place 8 Collin County Community College

Vote For 1

	TOTAL	VOTE %		Election Day	Early Voting	Ballot By Mail	Provision al Ballots	Limited Ballots
Misty Irby	235	50.65%	<div><div></div></div>	89	140	6	0	0
Bob Collins	229	49.35%	<div><div></div></div>	81	136	12	0	0
Total Votes Cast	464	100.00%	<div><div></div></div>	170	276	18	0	0
Overvotes	0			0	0	0	0	0
Undervotes	133			38	91	4	0	0
Contest Totals	597			208	367	22	0	0

Trustee, Place 9 Collin County Community College

Vote For 1

	TOTAL	VOTE %		Election Day	Early Voting	Ballot By Mail	Provision al Ballots	Limited Ballots
Andy Hardin	256	56.02%	<div><div></div></div>	93	151	12	0	0
Jacoby Stewart Sr.	201	43.98%	<div><div></div></div>	78	119	4	0	0
Total Votes Cast	457	100.00%	<div><div></div></div>	171	270	16	0	0
Overvotes	0			0	0	0	0	0
Undervotes	140			37	97	6	0	0
Contest Totals	597			208	367	22	0	0

Summary Results Report
May 1st, 2021 City/School General and Special
Elections
May 1st, 2021

Final Results
SOVC
Collin County

082

Statistics

	TOTAL	Election Day	Early Voting	Ballot By Mail	Provisional Ballots	Limited Ballots
Registered Voters - Total	2,662					
Ballots Cast - Total	315	89	197	29	0	0
Voter Turnout - Total	11.83%					

Councilmember, Place No. 1 Allen

Vote For 1

	TOTAL	VOTE %		Election Day	Early Voting	Ballot By Mail	Provisional Ballots	Limited Ballots
Christopher Gaspard	12	4.05%	<div><div></div></div>	5	5	2	0	0
Malcom J. Wilkinson	8	2.70%	<div><div></div></div>	1	5	2	0	0
Daren Meis	145	48.99%	<div><div></div></div>	43	96	6	0	0
Nathan Polsky	13	4.39%	<div><div></div></div>	1	10	2	0	0
Andre Hines	14	4.73%	<div><div></div></div>	3	10	1	0	0
Dwight Burns	104	35.14%	<div><div></div></div>	34	58	12	0	0
Total Votes Cast	296	100.00%	<div><div></div></div>	87	184	25	0	0
Overvotes	0			0	0	0	0	0
Undervotes	19			2	13	4	0	0
Contest Totals	315			89	197	29	0	0

Councilmember, Place No. 3 Allen

Vote For 1

	TOTAL	VOTE %		Election Day	Early Voting	Ballot By Mail	Provisional Ballots	Limited Ballots
Joseph Jackson	6	1.99%	<div><div></div></div>	2	2	2	0	0
Joey Herald	49	16.23%	<div><div></div></div>	9	33	7	0	0
Lauren Doherty	121	40.07%	<div><div></div></div>	38	67	16	0	0
Dave Cornette	122	40.40%	<div><div></div></div>	38	82	2	0	0
Kenneth Wineburg, Jr.	4	1.32%	<div><div></div></div>	0	3	1	0	0
Total Votes Cast	302	100.00%	<div><div></div></div>	87	187	28	0	0
Overvotes	0			0	0	0	0	0
Undervotes	13			2	10	1	0	0
Contest Totals	315			89	197	29	0	0

Councilmember, Place No. 5 Allen

Vote For 1

	TOTAL	VOTE %		Election Day	Early Voting	Ballot By Mail	Provisional Ballots	Limited Ballots
Diane Martin	35	12.15%	<div><div></div></div>	2	26	7	0	0
Dave Shafer	151	52.43%	<div><div></div></div>	45	102	4	0	0
Philip Brewer	94	32.64%	<div><div></div></div>	36	46	12	0	0
Edson Mureeba	8	2.78%	<div><div></div></div>	4	3	1	0	0
Total Votes Cast	288	100.00%	<div><div></div></div>	87	177	24	0	0
Overvotes	0			0	0	0	0	0
Undervotes	27			2	20	5	0	0
Contest Totals	315			89	197	29	0	0

Summary Results Report
May 1st, 2021 City/School General and Special
Elections
May 1st, 2021

Final Results
SOVC
Collin County

082

School District Board of Trustees, Place 1 Allen

Vote For 1

	TOTAL	VOTE %		Election Day	Early Voting	Ballot By Mail	Provision al Ballots	Limited Ballots
Jorge J. Torres	73	26.84%	<div><div></div></div>	31	37	5	0	0
Sarah Mitchell	199	73.16%	<div><div></div></div>	47	131	21	0	0
Total Votes Cast	272	100.00%	<div><div></div></div>	78	168	26	0	0
Overvotes	0			0	0	0	0	0
Undervotes	43			11	29	3	0	0
Contest Totals	315			89	197	29	0	0

School District Board of Trustees, Place 2 Allen

Vote For 1

	TOTAL	VOTE %		Election Day	Early Voting	Ballot By Mail	Provision al Ballots	Limited Ballots
David W. Noll	171	66.02%	<div><div></div></div>	44	115	12	0	0
Stacey Greer	88	33.98%	<div><div></div></div>	30	45	13	0	0
Total Votes Cast	259	100.00%	<div><div></div></div>	74	160	25	0	0
Overvotes	0			0	0	0	0	0
Undervotes	56			15	37	4	0	0
Contest Totals	315			89	197	29	0	0

School District Board of Trustees, Place 3 Allen

Vote For 1

	TOTAL	VOTE %		Election Day	Early Voting	Ballot By Mail	Provision al Ballots	Limited Ballots
Kevin Cameron	206	81.42%	<div><div></div></div>	51	136	19	0	0
Deepak Kaithakkapuzha	47	18.58%	<div><div></div></div>	18	24	5	0	0
Total Votes Cast	253	100.00%	<div><div></div></div>	69	160	24	0	0
Overvotes	0			0	0	0	0	0
Undervotes	62			20	37	5	0	0
Contest Totals	315			89	197	29	0	0

Proposition A Allen ISD

Vote For 1

	TOTAL	VOTE %		Election Day	Early Voting	Ballot By Mail	Provision al Ballots	Limited Ballots
For	250	83.61%	<div><div></div></div>	71	164	15	0	0
Against	49	16.39%	<div><div></div></div>	11	27	11	0	0
Total Votes Cast	299	100.00%	<div><div></div></div>	82	191	26	0	0
Overvotes	0			0	0	0	0	0
Undervotes	16			7	6	3	0	0
Contest Totals	315			89	197	29	0	0

Summary Results Report
May 1st, 2021 City/School General and Special
Elections
May 1st, 2021

Final Results
SOVC
Collin County

082

Trustee, Place 7 Collin County Community College

Vote For 1

	TOTAL	VOTE %		Election Day	Early Voting	Ballot By Mail	Provision al Ballots	Limited Ballots
Jim Orr	165	58.30%	<div><div></div></div>	42	115	8	0	0
Helen Chang	118	41.70%	<div><div></div></div>	40	61	17	0	0
Total Votes Cast	283	100.00%	<div><div></div></div>	82	176	25	0	0
Overvotes	0			0	0	0	0	0
Undervotes	32			7	21	4	0	0
Contest Totals	315			89	197	29	0	0

Trustee, Place 8 Collin County Community College

Vote For 1

	TOTAL	VOTE %		Election Day	Early Voting	Ballot By Mail	Provision al Ballots	Limited Ballots
Misty Irby	116	42.34%	<div><div></div></div>	34	67	15	0	0
Bob Collins	158	57.66%	<div><div></div></div>	48	100	10	0	0
Total Votes Cast	274	100.00%	<div><div></div></div>	82	167	25	0	0
Overvotes	0			0	0	0	0	0
Undervotes	41			7	30	4	0	0
Contest Totals	315			89	197	29	0	0

Trustee, Place 9 Collin County Community College

Vote For 1

	TOTAL	VOTE %		Election Day	Early Voting	Ballot By Mail	Provision al Ballots	Limited Ballots
Andy Hardin	183	67.78%	<div><div></div></div>	49	120	14	0	0
Jacoby Stewart Sr.	87	32.22%	<div><div></div></div>	33	45	9	0	0
Total Votes Cast	270	100.00%	<div><div></div></div>	82	165	23	0	0
Overvotes	0			0	0	0	0	0
Undervotes	45			7	32	6	0	0
Contest Totals	315			89	197	29	0	0

Summary Results Report
May 1st, 2021 City/School General and Special
Elections
May 1st, 2021

Final Results
SOVC
Collin County

083

Statistics

	TOTAL	Election Day	Early Voting	Ballot By Mail	Provisional Ballots	Limited Ballots
Registered Voters - Total	3,815					
Ballots Cast - Total	344	143	195	6	0	0
Voter Turnout - Total	9.02%					

Councilmember, Place 2 Wylie

Vote For 1

	TOTAL	VOTE %		Election Day	Early Voting	Ballot By Mail	Provisional Ballots	Limited Ballots
Dave Strang	182	100.00%	<div><div></div></div>	77	104	1	0	0
Total Votes Cast	182	100.00%	<div><div></div></div>	77	104	1	0	0
Overvotes	0			0	0	0	0	0
Undervotes	162			66	91	5	0	0
Contest Totals	344			143	195	6	0	0

Councilmember, Place 4 Wylie

Vote For 1

	TOTAL	VOTE %		Election Day	Early Voting	Ballot By Mail	Provisional Ballots	Limited Ballots
Scott Williams	207	60.53%	<div><div></div></div>	80	124	3	0	0
Raymond Perry	36	10.53%	<div><div></div></div>	14	21	1	0	0
Mary Harris	99	28.95%	<div><div></div></div>	48	49	2	0	0
Total Votes Cast	342	100.00%	<div><div></div></div>	142	194	6	0	0
Overvotes	0			0	0	0	0	0
Undervotes	2			1	1	0	0	0
Contest Totals	344			143	195	6	0	0

Trustee, Place 7 Collin County Community College

Vote For 1

	TOTAL	VOTE %		Election Day	Early Voting	Ballot By Mail	Provisional Ballots	Limited Ballots
Jim Orr	195	63.73%	<div><div></div></div>	76	116	3	0	0
Helen Chang	111	36.27%	<div><div></div></div>	53	56	2	0	0
Total Votes Cast	306	100.00%	<div><div></div></div>	129	172	5	0	0
Overvotes	0			0	0	0	0	0
Undervotes	38			14	23	1	0	0
Contest Totals	344			143	195	6	0	0

Trustee, Place 8 Collin County Community College

Vote For 1

	TOTAL	VOTE %		Election Day	Early Voting	Ballot By Mail	Provisional Ballots	Limited Ballots
Misty Irby	114	37.62%	<div><div></div></div>	58	55	1	0	0
Bob Collins	189	62.38%	<div><div></div></div>	70	115	4	0	0
Total Votes Cast	303	100.00%	<div><div></div></div>	128	170	5	0	0
Overvotes	0			0	0	0	0	0
Undervotes	41			15	25	1	0	0
Contest Totals	344			143	195	6	0	0

Summary Results Report
 May 1st, 2021 City/School General and Special
 Elections
 May 1st, 2021

Final Results
 SOVC
 Collin County

083

Trustee, Place 9 Collin County Community College

Vote For 1

	TOTAL	VOTE %		Election Day	Early Voting	Ballot By Mail	Provision al Ballots	Limited Ballots
Andy Hardin	209	69.90%	<div><div></div></div>	79	126	4	0	0
Jacoby Stewart Sr.	90	30.10%	<div><div></div></div>	46	43	1	0	0
Total Votes Cast	299	100.00%	<div><div></div></div>	125	169	5	0	0
Overvotes	0			0	0	0	0	0
Undervotes	45			18	26	1	0	0
Contest Totals	344			143	195	6	0	0

Summary Results Report
May 1st, 2021 City/School General and Special
Elections
May 1st, 2021

Final Results
SOVC
Collin County

084

Statistics

	TOTAL	Election Day	Early Voting	Ballot By Mail	Provisional Ballots	Limited Ballots
Registered Voters - Total	2,354					
Ballots Cast - Total	276	89	162	25	0	0
Voter Turnout - Total	11.72%					

Member of Council, Place 12 Dallas

Vote For 1

	TOTAL	VOTE %		Election Day	Early Voting	Ballot By Mail	Provisional Ballots	Limited Ballots
Elva Curl	41	15.59%	<div><div></div></div>	16	23	2	0	0
Cara Mendelsohn	222	84.41%	<div><div></div></div>	65	135	22	0	0
Total Votes Cast	263	100.00%	<div><div></div></div>	81	158	24	0	0
Overvotes	0			0	0	0	0	0
Undervotes	13			8	4	1	0	0
Contest Totals	276			89	162	25	0	0

Proposition A City of Dallas

Vote For 1

	TOTAL	VOTE %		Election Day	Early Voting	Ballot By Mail	Provisional Ballots	Limited Ballots
For	53	20.00%	<div><div></div></div>	21	28	4	0	0
Against	212	80.00%	<div><div></div></div>	66	128	18	0	0
Total Votes Cast	265	100.00%	<div><div></div></div>	87	156	22	0	0
Overvotes	0			0	0	0	0	0
Undervotes	11			2	6	3	0	0
Contest Totals	276			89	162	25	0	0

Proposition B City of Dallas

Vote For 1

	TOTAL	VOTE %		Election Day	Early Voting	Ballot By Mail	Provisional Ballots	Limited Ballots
For	53	20.00%	<div><div></div></div>	23	26	4	0	0
Against	212	80.00%	<div><div></div></div>	64	130	18	0	0
Total Votes Cast	265	100.00%	<div><div></div></div>	87	156	22	0	0
Overvotes	0			0	0	0	0	0
Undervotes	11			2	6	3	0	0
Contest Totals	276			89	162	25	0	0

Trustee, Place 1 Plano

Vote For 1

	TOTAL	VOTE %		Election Day	Early Voting	Ballot By Mail	Provisional Ballots	Limited Ballots
Lauren Tyra	139	64.95%	<div><div></div></div>	30	92	17	0	0
Shafik Ben Guesmia	8	3.74%	<div><div></div></div>	4	3	1	0	0
Semida Voicu	67	31.31%	<div><div></div></div>	37	29	1	0	0
Total Votes Cast	214	100.00%	<div><div></div></div>	71	124	19	0	0
Overvotes	0			0	0	0	0	0
Undervotes	62			18	38	6	0	0
Contest Totals	276			89	162	25	0	0

Summary Results Report
May 1st, 2021 City/School General and Special
Elections
May 1st, 2021

Final Results
SOVC
Collin County

084

Trustee, Place 2 Plano

Vote For 1

	TOTAL	VOTE %		Election Day	Early Voting	Ballot By Mail	Provision al Ballots	Limited Ballots
Dayna Oscherwitz	85	39.53%	<div><div></div></div>	25	56	4	0	0
Ajikwaga Felli	13	6.05%	<div><div></div></div>	3	7	3	0	0
Angela Powell	117	54.42%	<div><div></div></div>	42	64	11	0	0
Total Votes Cast	215	100.00%	<div><div></div></div>	70	127	18	0	0
Overvotes	0			0	0	0	0	0
Undervotes	61			19	35	7	0	0
Contest Totals	276			89	162	25	0	0

Trustee, Place 3 Plano

Vote For 1

	TOTAL	VOTE %		Election Day	Early Voting	Ballot By Mail	Provision al Ballots	Limited Ballots
Nancy C. Humphrey	110	58.20%	<div><div></div></div>	32	64	14	0	0
Lynn Walling	79	41.80%	<div><div></div></div>	33	43	3	0	0
Total Votes Cast	189	100.00%	<div><div></div></div>	65	107	17	0	0
Overvotes	0			0	0	0	0	0
Undervotes	87			24	55	8	0	0
Contest Totals	276			89	162	25	0	0

Trustee, Place 6 Plano

Vote For 1

	TOTAL	VOTE %		Election Day	Early Voting	Ballot By Mail	Provision al Ballots	Limited Ballots
Marilyn Loughray	89	46.60%	<div><div></div></div>	39	49	1	0	0
Jeri Chambers	102	53.40%	<div><div></div></div>	25	59	18	0	0
Total Votes Cast	191	100.00%	<div><div></div></div>	64	108	19	0	0
Overvotes	0			0	0	0	0	0
Undervotes	85			25	54	6	0	0
Contest Totals	276			89	162	25	0	0

Trustee, Place 7 Collin County Community College

Vote For 1

	TOTAL	VOTE %		Election Day	Early Voting	Ballot By Mail	Provision al Ballots	Limited Ballots
Jim Orr	109	53.96%	<div><div></div></div>	45	61	3	0	0
Helen Chang	93	46.04%	<div><div></div></div>	26	52	15	0	0
Total Votes Cast	202	100.00%	<div><div></div></div>	71	113	18	0	0
Overvotes	0			0	0	0	0	0
Undervotes	74			18	49	7	0	0
Contest Totals	276			89	162	25	0	0

Summary Results Report
May 1st, 2021 City/School General and Special
Elections
May 1st, 2021

Final Results
SOVC
Collin County

084

Trustee, Place 8 Collin County Community College

Vote For 1

	TOTAL	VOTE %		Election Day	Early Voting	Ballot By Mail	Provision al Ballots	Limited Ballots
Misty Irby	89	44.72%	<div><div></div></div>	27	50	12	0	0
Bob Collins	110	55.28%	<div><div></div></div>	43	61	6	0	0
Total Votes Cast	199	100.00%	<div><div></div></div>	70	111	18	0	0
Overvotes	0			0	0	0	0	0
Undervotes	77			19	51	7	0	0
Contest Totals	276			89	162	25	0	0

Trustee, Place 9 Collin County Community College

Vote For 1

	TOTAL	VOTE %		Election Day	Early Voting	Ballot By Mail	Provision al Ballots	Limited Ballots
Andy Hardin	126	67.02%	<div><div></div></div>	48	63	15	0	0
Jacoby Stewart Sr.	62	32.98%	<div><div></div></div>	20	39	3	0	0
Total Votes Cast	188	100.00%	<div><div></div></div>	68	102	18	0	0
Overvotes	0			0	0	0	0	0
Undervotes	88			21	60	7	0	0
Contest Totals	276			89	162	25	0	0

Summary Results Report
May 1st, 2021 City/School General and Special
Elections
May 1st, 2021

Final Results
SOVC
Collin County

085

Statistics

	TOTAL	Election Day	Early Voting	Ballot By Mail	Provision al Ballots	Limited Ballots
Registered Voters - Total	3,100					
Ballots Cast - Total	564	226	314	23	1	0
Voter Turnout - Total	18.19%					

Councilmember, Place No.2 Plano

Vote For 1

	TOTAL	VOTE %		Election Day	Early Voting	Ballot By Mail	Provision al Ballots	Limited Ballots
Anthony Ricciardelli	271	51.42%	<div><div></div></div>	118	141	11	1	0
Steve Lavine	256	48.58%	<div><div></div></div>	88	158	10	0	0
Total Votes Cast	527	100.00%	<div><div></div></div>	206	299	21	1	0
Overvotes	0			0	0	0	0	0
Undervotes	37			20	15	2	0	0
Contest Totals	564			226	314	23	1	0

Councilmember, Place No.4 Plano

Vote For 1

	TOTAL	VOTE %		Election Day	Early Voting	Ballot By Mail	Provision al Ballots	Limited Ballots
Vidal Quintanilla	28	5.50%	<div><div></div></div>	14	13	1	0	0
Justin Adcock	214	42.04%	<div><div></div></div>	91	116	7	0	0
Kayci Prince	176	34.58%	<div><div></div></div>	59	105	12	0	0
Nassat Parveen	91	17.88%	<div><div></div></div>	33	55	2	1	0
Total Votes Cast	509	100.00%	<div><div></div></div>	197	289	22	1	0
Overvotes	0			0	0	0	0	0
Undervotes	55			29	25	1	0	0
Contest Totals	564			226	314	23	1	0

Councilmember, Place No.6 (Mayor)

Vote For 1

	TOTAL	VOTE %		Election Day	Early Voting	Ballot By Mail	Provision al Ballots	Limited Ballots
Lydia Ortega	21	3.77%	<div><div></div></div>	7	14	0	0	0
Lily Bao	243	43.63%	<div><div></div></div>	106	128	8	1	0
John Muns	293	52.60%	<div><div></div></div>	109	169	15	0	0
Total Votes Cast	557	100.00%	<div><div></div></div>	222	311	23	1	0
Overvotes	0			0	0	0	0	0
Undervotes	7			4	3	0	0	0
Contest Totals	564			226	314	23	1	0




Summary Results Report
May 1st, 2021 City/School General and Special
Elections
May 1st, 2021

Final Results
SOVC
Collin County

085







Councilmember, Place No.8 Plano

Vote For 1

	TOTAL	VOTE %	Election Day	Early Voting	Ballot By Mail	Provisional Ballots	Limited Ballots
Elisa Klein	248	48.63% 	90	149	9	0	0
Rick Smith	262	51.37% 	107	141	13	1	0
Total Votes Cast	510	100.00% 	197	290	22	1	0
Overvotes	0		0	0	0	0	0
Undervotes	54		29	24	1	0	0
Contest Totals	564		226	314	23	1	0




Councilmember, Place No.7 Plano

Vote For 1

	TOTAL	VOTE %	Election Day	Early Voting	Ballot By Mail	Provisional Ballots	Limited Ballots
David M. Smith	83	15.90% 	31	49	3	0	0
Julie Holmer	175	33.52% 	62	105	8	0	0
Sandeep Srivastava	50	9.58% 	16	30	3	1	0
Chris Robertson	168	32.18% 	76	88	4	0	0
Bill Lisle III	46	8.81% 	19	24	3	0	0
Total Votes Cast	522	100.00% 	204	296	21	1	0
Overvotes	0		0	0	0	0	0
Undervotes	42		22	18	2	0	0
Contest Totals	564		226	314	23	1	0




Proposition A City of Plano

Vote For 1

	TOTAL	VOTE %	Election Day	Early Voting	Ballot By Mail	Provisional Ballots	Limited Ballots
For	424	79.85% 	163	242	18	1	0
Against	107	20.15% 	50	52	5	0	0
Total Votes Cast	531	100.00% 	213	294	23	1	0
Overvotes	0		0	0	0	0	0
Undervotes	33		13	20	0	0	0
Contest Totals	564		226	314	23	1	0

Proposition B City of Plano

Vote For 1

	TOTAL	VOTE %	Election Day	Early Voting	Ballot By Mail	Provisional Ballots	Limited Ballots
For	378	71.59% 	141	218	19	0	0
Against	150	28.41% 	70	75	4	1	0
Total Votes Cast	528	100.00% 	211	293	23	1	0
Overvotes	0		0	0	0	0	0
Undervotes	36		15	21	0	0	0
Contest Totals	564		226	314	23	1	0

Summary Results Report
May 1st, 2021 City/School General and Special
Elections
May 1st, 2021

Final Results
SOVC
Collin County

085

Proposition C City of Plano

Vote For 1

	TOTAL	VOTE %		Election Day	Early Voting	Ballot By Mail	Provision al Ballots	Limited Ballots
For	272	52.01%	<div><div></div></div>	98	164	10	0	0
Against	251	47.99%	<div><div></div></div>	110	129	11	1	0
Total Votes Cast	523	100.00%	<div><div></div></div>	208	293	21	1	0
Overvotes	0			0	0	0	0	0
Undervotes	41			18	21	2	0	0
Contest Totals	564			226	314	23	1	0

Proposition D City of Plano

Vote For 1

	TOTAL	VOTE %		Election Day	Early Voting	Ballot By Mail	Provision al Ballots	Limited Ballots
For	401	76.53%	<div><div></div></div>	148	234	19	0	0
Against	123	23.47%	<div><div></div></div>	61	57	4	1	0
Total Votes Cast	524	100.00%	<div><div></div></div>	209	291	23	1	0
Overvotes	0			0	0	0	0	0
Undervotes	40			17	23	0	0	0
Contest Totals	564			226	314	23	1	0

Proposition E City of Plano

Vote For 1

	TOTAL	VOTE %		Election Day	Early Voting	Ballot By Mail	Provision al Ballots	Limited Ballots
For	328	63.32%	<div><div></div></div>	117	194	17	0	0
Against	190	36.68%	<div><div></div></div>	89	95	5	1	0
Total Votes Cast	518	100.00%	<div><div></div></div>	206	289	22	1	0
Overvotes	0			0	0	0	0	0
Undervotes	46			20	25	1	0	0
Contest Totals	564			226	314	23	1	0

Proposition F City of Plano

Vote For 1

	TOTAL	VOTE %		Election Day	Early Voting	Ballot By Mail	Provision al Ballots	Limited Ballots
For	384	73.28%	<div><div></div></div>	146	222	16	0	0
Against	140	26.72%	<div><div></div></div>	61	71	7	1	0
Total Votes Cast	524	100.00%	<div><div></div></div>	207	293	23	1	0
Overvotes	0			0	0	0	0	0
Undervotes	40			19	21	0	0	0
Contest Totals	564			226	314	23	1	0

Summary Results Report
May 1st, 2021 City/School General and Special
Elections
May 1st, 2021

Final Results
SOVC
Collin County

085

Trustee, Place 1 Plano

Vote For 1

	TOTAL	VOTE %		Election Day	Early Voting	Ballot By Mail	Provision al Ballots	Limited Ballots
Lauren Tyra	295	60.82%	<div><div></div></div>	107	177	11	0	0
Shafik Ben Guesmia	21	4.33%	<div><div></div></div>	7	13	0	1	0
Semida Voicu	169	34.85%	<div><div></div></div>	70	94	5	0	0
Total Votes Cast	485	100.00%	<div><div></div></div>	184	284	16	1	0
Overvotes	0			0	0	0	0	0
Undervotes	79			42	30	7	0	0
Contest Totals	564			226	314	23	1	0

Trustee, Place 2 Plano

Vote For 1

	TOTAL	VOTE %		Election Day	Early Voting	Ballot By Mail	Provision al Ballots	Limited Ballots
Dayna Oscherwitz	190	40.08%	<div><div></div></div>	63	120	6	1	0
Ajikwaga Felli	21	4.43%	<div><div></div></div>	12	7	2	0	0
Angela Powell	263	55.49%	<div><div></div></div>	108	146	9	0	0
Total Votes Cast	474	100.00%	<div><div></div></div>	183	273	17	1	0
Overvotes	0			0	0	0	0	0
Undervotes	90			43	41	6	0	0
Contest Totals	564			226	314	23	1	0

Trustee, Place 3 Plano

Vote For 1

	TOTAL	VOTE %		Election Day	Early Voting	Ballot By Mail	Provision al Ballots	Limited Ballots
Nancy C. Humphrey	269	58.73%	<div><div></div></div>	94	163	11	1	0
Lynn Walling	189	41.27%	<div><div></div></div>	80	103	6	0	0
Total Votes Cast	458	100.00%	<div><div></div></div>	174	266	17	1	0
Overvotes	0			0	0	0	0	0
Undervotes	106			52	48	6	0	0
Contest Totals	564			226	314	23	1	0

Trustee, Place 6 Plano

Vote For 1

	TOTAL	VOTE %		Election Day	Early Voting	Ballot By Mail	Provision al Ballots	Limited Ballots
Marilyn Loughray	206	44.30%	<div><div></div></div>	94	108	4	0	0
Jeri Chambers	259	55.70%	<div><div></div></div>	83	163	12	1	0
Total Votes Cast	465	100.00%	<div><div></div></div>	177	271	16	1	0
Overvotes	0			0	0	0	0	0
Undervotes	99			49	43	7	0	0
Contest Totals	564			226	314	23	1	0

Summary Results Report
May 1st, 2021 City/School General and Special
Elections
May 1st, 2021

Final Results
SOVC
Collin County

085

Trustee, Place 7 Collin County Community College

Vote For 1

	TOTAL	VOTE %		Election Day	Early Voting	Ballot By Mail	Provision al Ballots	Limited Ballots
Jim Orr	230	48.94%	<div><div></div></div>	100	117	12	1	0
Helen Chang	240	51.06%	<div><div></div></div>	90	144	6	0	0
Total Votes Cast	470	100.00%	<div><div></div></div>	190	261	18	1	0
Overvotes	0			0	0	0	0	0
Undervotes	94			36	53	5	0	0
Contest Totals	564			226	314	23	1	0

Trustee, Place 8 Collin County Community College

Vote For 1

	TOTAL	VOTE %		Election Day	Early Voting	Ballot By Mail	Provision al Ballots	Limited Ballots
Misty Irby	232	51.21%	<div><div></div></div>	86	140	5	1	0
Bob Collins	221	48.79%	<div><div></div></div>	96	114	11	0	0
Total Votes Cast	453	100.00%	<div><div></div></div>	182	254	16	1	0
Overvotes	0			0	0	0	0	0
Undervotes	111			44	60	7	0	0
Contest Totals	564			226	314	23	1	0

Trustee, Place 9 Collin County Community College

Vote For 1

	TOTAL	VOTE %		Election Day	Early Voting	Ballot By Mail	Provision al Ballots	Limited Ballots
Andy Hardin	261	57.36%	<div><div></div></div>	116	136	8	1	0
Jacoby Stewart Sr.	194	42.64%	<div><div></div></div>	65	120	9	0	0
Total Votes Cast	455	100.00%	<div><div></div></div>	181	256	17	1	0
Overvotes	0			0	0	0	0	0
Undervotes	109			45	58	6	0	0
Contest Totals	564			226	314	23	1	0

Summary Results Report
May 1st, 2021 City/School General and Special
Elections
May 1st, 2021

Final Results
SOVC
Collin County

086

Statistics

	TOTAL	Election Day	Early Voting	Ballot By Mail	Provision al Ballots	Limited Ballots
Registered Voters - Total	2,819					
Ballots Cast - Total	685	183	470	31	1	0
Voter Turnout - Total	24.30%					

Councilmember, Place No.2 Plano

Vote For 1

	TOTAL	VOTE %		Election Day	Early Voting	Ballot By Mail	Provision al Ballots	Limited Ballots
Anthony Ricciardelli	343	53.18%	<div><div></div></div>	85	245	13	0	0
Steve Lavine	302	46.82%	<div><div></div></div>	88	198	15	1	0
Total Votes Cast	645	100.00%	<div><div></div></div>	173	443	28	1	0
Overvotes	0			0	0	0	0	0
Undervotes	40			10	27	3	0	0
Contest Totals	685			183	470	31	1	0

Councilmember, Place No.4 Plano

Vote For 1

	TOTAL	VOTE %		Election Day	Early Voting	Ballot By Mail	Provision al Ballots	Limited Ballots
Vidal Quintanilla	28	4.52%	<div><div></div></div>	7	20	1	0	0
Justin Adcock	262	42.26%	<div><div></div></div>	70	186	6	0	0
Kayci Prince	264	42.58%	<div><div></div></div>	63	183	17	1	0
Nassat Parveen	66	10.65%	<div><div></div></div>	28	35	3	0	0
Total Votes Cast	620	100.00%	<div><div></div></div>	168	424	27	1	0
Overvotes	0			0	0	0	0	0
Undervotes	65			15	46	4	0	0
Contest Totals	685			183	470	31	1	0

Councilmember, Place No.6 (Mayor)

Vote For 1

	TOTAL	VOTE %		Election Day	Early Voting	Ballot By Mail	Provision al Ballots	Limited Ballots
Lydia Ortega	27	3.96%	<div><div></div></div>	4	22	1	0	0
Lily Bao	301	44.13%	<div><div></div></div>	78	217	6	0	0
John Muns	354	51.91%	<div><div></div></div>	100	229	24	1	0
Total Votes Cast	682	100.00%	<div><div></div></div>	182	468	31	1	0
Overvotes	0			0	0	0	0	0
Undervotes	3			1	2	0	0	0
Contest Totals	685			183	470	31	1	0

Summary Results Report
May 1st, 2021 City/School General and Special
Elections
May 1st, 2021

Final Results
SOVC
Collin County

086

Councilmember, Place No.8 Plano

Vote For 1

	TOTAL	VOTE %		Election Day	Early Voting	Ballot By Mail	Provision al Ballots	Limited Ballots
Elisa Klein	278	44.13%	<div><div></div></div>	79	185	13	1	0
Rick Smith	352	55.87%	<div><div></div></div>	91	246	15	0	0
Total Votes Cast	630	100.00%	<div><div></div></div>	170	431	28	1	0
Overvotes	0			0	0	0	0	0
Undervotes	55			13	39	3	0	0
Contest Totals	685			183	470	31	1	0

Councilmember, Place No.7 Plano

Vote For 1

	TOTAL	VOTE %		Election Day	Early Voting	Ballot By Mail	Provision al Ballots	Limited Ballots
David M. Smith	83	13.65%	<div><div></div></div>	24	56	3	0	0
Julie Holmer	214	35.20%	<div><div></div></div>	55	143	15	1	0
Sandeep Srivastava	68	11.18%	<div><div></div></div>	11	52	5	0	0
Chris Robertson	197	32.40%	<div><div></div></div>	58	135	4	0	0
Bill Lisle III	46	7.57%	<div><div></div></div>	18	27	1	0	0
Total Votes Cast	608	100.00%	<div><div></div></div>	166	413	28	1	0
Overvotes	0			0	0	0	0	0
Undervotes	77			17	57	3	0	0
Contest Totals	685			183	470	31	1	0

Proposition A City of Plano

Vote For 1

	TOTAL	VOTE %		Election Day	Early Voting	Ballot By Mail	Provision al Ballots	Limited Ballots
For	500	75.76%	<div><div></div></div>	138	338	23	1	0
Against	160	24.24%	<div><div></div></div>	37	116	7	0	0
Total Votes Cast	660	100.00%	<div><div></div></div>	175	454	30	1	0
Overvotes	0			0	0	0	0	0
Undervotes	25			8	16	1	0	0
Contest Totals	685			183	470	31	1	0

Proposition B City of Plano

Vote For 1

	TOTAL	VOTE %		Election Day	Early Voting	Ballot By Mail	Provision al Ballots	Limited Ballots
For	483	73.29%	<div><div></div></div>	132	327	23	1	0
Against	176	26.71%	<div><div></div></div>	41	128	7	0	0
Total Votes Cast	659	100.00%	<div><div></div></div>	173	455	30	1	0
Overvotes	0			0	0	0	0	0
Undervotes	26			10	15	1	0	0
Contest Totals	685			183	470	31	1	0

Summary Results Report
May 1st, 2021 City/School General and Special
Elections
May 1st, 2021

Final Results
SOVC
Collin County

086

Proposition C City of Plano

Vote For 1

	TOTAL	VOTE %		Election Day	Early Voting	Ballot By Mail	Provision al Ballots	Limited Ballots
For	356	55.37%	<div><div></div></div>	93	244	19	0	0
Against	287	44.63%	<div><div></div></div>	72	203	11	1	0
Total Votes Cast	643	100.00%	<div><div></div></div>	165	447	30	1	0
Overvotes	0			0	0	0	0	0
Undervotes	42			18	23	1	0	0
Contest Totals	685			183	470	31	1	0

Proposition D City of Plano

Vote For 1

	TOTAL	VOTE %		Election Day	Early Voting	Ballot By Mail	Provision al Ballots	Limited Ballots
For	451	69.92%	<div><div></div></div>	118	310	22	1	0
Against	194	30.08%	<div><div></div></div>	46	140	8	0	0
Total Votes Cast	645	100.00%	<div><div></div></div>	164	450	30	1	0
Overvotes	0			0	0	0	0	0
Undervotes	40			19	20	1	0	0
Contest Totals	685			183	470	31	1	0

Proposition E City of Plano

Vote For 1

	TOTAL	VOTE %		Election Day	Early Voting	Ballot By Mail	Provision al Ballots	Limited Ballots
For	371	58.15%	<div><div></div></div>	100	255	16	0	0
Against	267	41.85%	<div><div></div></div>	62	190	14	1	0
Total Votes Cast	638	100.00%	<div><div></div></div>	162	445	30	1	0
Overvotes	0			0	0	0	0	0
Undervotes	47			21	25	1	0	0
Contest Totals	685			183	470	31	1	0

Proposition F City of Plano

Vote For 1

	TOTAL	VOTE %		Election Day	Early Voting	Ballot By Mail	Provision al Ballots	Limited Ballots
For	475	73.99%	<div><div></div></div>	123	325	26	1	0
Against	167	26.01%	<div><div></div></div>	39	123	5	0	0
Total Votes Cast	642	100.00%	<div><div></div></div>	162	448	31	1	0
Overvotes	0			0	0	0	0	0
Undervotes	43			21	22	0	0	0
Contest Totals	685			183	470	31	1	0

Summary Results Report
May 1st, 2021 City/School General and Special
Elections
May 1st, 2021

Final Results
SOVC
Collin County

086

Trustee, Place 1 Plano

Vote For 1

	TOTAL	VOTE %		Election Day	Early Voting	Ballot By Mail	Provision al Ballots	Limited Ballots
Lauren Tyra	368	64.45%	<div><div></div></div>	103	246	18	1	0
Shafik Ben Guesmia	13	2.28%	<div><div></div></div>	5	6	2	0	0
Semida Voicu	190	33.28%	<div><div></div></div>	50	138	2	0	0
Total Votes Cast	571	100.00%	<div><div></div></div>	158	390	22	1	0
Overvotes	0			0	0	0	0	0
Undervotes	114			25	80	9	0	0
Contest Totals	685			183	470	31	1	0

Trustee, Place 2 Plano

Vote For 1

	TOTAL	VOTE %		Election Day	Early Voting	Ballot By Mail	Provision al Ballots	Limited Ballots
Dayna Oscherwitz	254	45.12%	<div><div></div></div>	70	168	15	1	0
Ajikwaga Felli	12	2.13%	<div><div></div></div>	5	6	1	0	0
Angela Powell	297	52.75%	<div><div></div></div>	80	210	7	0	0
Total Votes Cast	563	100.00%	<div><div></div></div>	155	384	23	1	0
Overvotes	0			0	0	0	0	0
Undervotes	122			28	86	8	0	0
Contest Totals	685			183	470	31	1	0

Trustee, Place 3 Plano

Vote For 1

	TOTAL	VOTE %		Election Day	Early Voting	Ballot By Mail	Provision al Ballots	Limited Ballots
Nancy C. Humphrey	349	61.34%	<div><div></div></div>	96	232	20	1	0
Lynn Walling	220	38.66%	<div><div></div></div>	62	154	4	0	0
Total Votes Cast	569	100.00%	<div><div></div></div>	158	386	24	1	0
Overvotes	0			0	0	0	0	0
Undervotes	116			25	84	7	0	0
Contest Totals	685			183	470	31	1	0

Trustee, Place 6 Plano

Vote For 1

	TOTAL	VOTE %		Election Day	Early Voting	Ballot By Mail	Provision al Ballots	Limited Ballots
Marilyn Loughray	233	41.53%	<div><div></div></div>	67	161	5	0	0
Jeri Chambers	328	58.47%	<div><div></div></div>	92	218	17	1	0
Total Votes Cast	561	100.00%	<div><div></div></div>	159	379	22	1	0
Overvotes	0			0	0	0	0	0
Undervotes	124			24	91	9	0	0
Contest Totals	685			183	470	31	1	0

Summary Results Report
May 1st, 2021 City/School General and Special
Elections
May 1st, 2021

Final Results
SOVC
Collin County

086

Trustee, Place 7 Collin County Community College

Vote For 1

	TOTAL	VOTE %		Election Day	Early Voting	Ballot By Mail	Provision al Ballots	Limited Ballots
Jim Orr	279	48.35%	<div><div></div></div>	73	197	9	0	0
Helen Chang	298	51.65%	<div><div></div></div>	91	190	16	1	0
Total Votes Cast	577	100.00%	<div><div></div></div>	164	387	25	1	0
Overvotes	0			0	0	0	0	0
Undervotes	108			19	83	6	0	0
Contest Totals	685			183	470	31	1	0

Trustee, Place 8 Collin County Community College

Vote For 1

	TOTAL	VOTE %		Election Day	Early Voting	Ballot By Mail	Provision al Ballots	Limited Ballots
Misty Irby	286	51.91%	<div><div></div></div>	78	193	15	0	0
Bob Collins	265	48.09%	<div><div></div></div>	78	180	6	1	0
Total Votes Cast	551	100.00%	<div><div></div></div>	156	373	21	1	0
Overvotes	0			0	0	0	0	0
Undervotes	134			27	97	10	0	0
Contest Totals	685			183	470	31	1	0

Trustee, Place 9 Collin County Community College

Vote For 1

	TOTAL	VOTE %		Election Day	Early Voting	Ballot By Mail	Provision al Ballots	Limited Ballots
Andy Hardin	313	57.75%	<div><div></div></div>	80	225	8	0	0
Jacoby Stewart Sr.	229	42.25%	<div><div></div></div>	73	141	14	1	0
Total Votes Cast	542	100.00%	<div><div></div></div>	153	366	22	1	0
Overvotes	0			0	0	0	0	0
Undervotes	143			30	104	9	0	0
Contest Totals	685			183	470	31	1	0

Summary Results Report
May 1st, 2021 City/School General and Special
Elections
May 1st, 2021

Final Results
SOVC
Collin County

087

Statistics

	TOTAL	Election Day	Early Voting	Ballot By Mail	Provisional Ballots	Limited Ballots
Registered Voters - Total	5,575					
Ballots Cast - Total	531	261	267	3	0	0
Voter Turnout - Total	9.52%					

City Council, Place 1 Frisco

Vote For 1

	TOTAL	VOTE %		Election Day	Early Voting	Ballot By Mail	Provisional Ballots	Limited Ballots
John Keating	343	72.21%	<div><div></div></div>	156	185	2	0	0
JP Schade	132	27.79%	<div><div></div></div>	73	58	1	0	0
Total Votes Cast	475	100.00%	<div><div></div></div>	229	243	3	0	0
Overvotes	0			0	0	0	0	0
Undervotes	56			32	24	0	0	0
Contest Totals	531			261	267	3	0	0

City Council, Place 3 Frisco

Vote For 1

	TOTAL	VOTE %		Election Day	Early Voting	Ballot By Mail	Provisional Ballots	Limited Ballots
Sai Krishna	120	23.12%	<div><div></div></div>	71	48	1	0	0
Angelia Pelham	167	32.18%	<div><div></div></div>	73	92	2	0	0
Jennifer White	110	21.19%	<div><div></div></div>	52	58	0	0	0
Karen Cunningham	122	23.51%	<div><div></div></div>	60	62	0	0	0
Total Votes Cast	519	100.00%	<div><div></div></div>	256	260	3	0	0
Overvotes	0			0	0	0	0	0
Undervotes	12			5	7	0	0	0
Contest Totals	531			261	267	3	0	0

Trustee, Place 6 Frisco

Vote For 1

	TOTAL	VOTE %		Election Day	Early Voting	Ballot By Mail	Provisional Ballots	Limited Ballots
John Classe	401	100.00%	<div><div></div></div>	194	204	3	0	0
Total Votes Cast	401	100.00%	<div><div></div></div>	194	204	3	0	0
Overvotes	0			0	0	0	0	0
Undervotes	130			67	63	0	0	0
Contest Totals	531			261	267	3	0	0

Trustee, Place 7 Frisco

Vote For 1

	TOTAL	VOTE %		Election Day	Early Voting	Ballot By Mail	Provisional Ballots	Limited Ballots
Evelyn Brooks	129	26.49%	<div><div></div></div>	75	53	1	0	0
René Archambault	358	73.51%	<div><div></div></div>	164	192	2	0	0
Total Votes Cast	487	100.00%	<div><div></div></div>	239	245	3	0	0
Overvotes	0			0	0	0	0	0
Undervotes	44			22	22	0	0	0
Contest Totals	531			261	267	3	0	0

Summary Results Report
May 1st, 2021 City/School General and Special
Elections
May 1st, 2021

Final Results
SOVC
Collin County

087

Trustee, Place 7 Collin County Community College

Vote For 1

	TOTAL	VOTE %		Election Day	Early Voting	Ballot By Mail	Provision al Ballots	Limited Ballots
Jim Orr	184	42.01%	<div><div></div></div>	89	94	1	0	0
Helen Chang	254	57.99%	<div><div></div></div>	128	124	2	0	0
Total Votes Cast	438	100.00%	<div><div></div></div>	217	218	3	0	0
Overvotes	0			0	0	0	0	0
Undervotes	93			44	49	0	0	0
Contest Totals	531			261	267	3	0	0

Trustee, Place 8 Collin County Community College

Vote For 1

	TOTAL	VOTE %		Election Day	Early Voting	Ballot By Mail	Provision al Ballots	Limited Ballots
Misty Irby	237	55.12%	<div><div></div></div>	121	114	2	0	0
Bob Collins	193	44.88%	<div><div></div></div>	90	102	1	0	0
Total Votes Cast	430	100.00%	<div><div></div></div>	211	216	3	0	0
Overvotes	0			0	0	0	0	0
Undervotes	101			50	51	0	0	0
Contest Totals	531			261	267	3	0	0

Trustee, Place 9 Collin County Community College

Vote For 1

	TOTAL	VOTE %		Election Day	Early Voting	Ballot By Mail	Provision al Ballots	Limited Ballots
Andy Hardin	254	59.91%	<div><div></div></div>	118	134	2	0	0
Jacoby Stewart Sr.	170	40.09%	<div><div></div></div>	91	78	1	0	0
Total Votes Cast	424	100.00%	<div><div></div></div>	209	212	3	0	0
Overvotes	0			0	0	0	0	0
Undervotes	107			52	55	0	0	0
Contest Totals	531			261	267	3	0	0

Summary Results Report
May 1st, 2021 City/School General and Special
Elections
May 1st, 2021

Final Results
SOVC
Collin County

088

Statistics

	TOTAL	Election Day	Early Voting	Ballot By Mail	Provisional Ballots	Limited Ballots
Registered Voters - Total	2,058					
Ballots Cast - Total	54	17	32	5	0	0
Voter Turnout - Total	2.62%					

Member of Council, Place 12 Dallas

Vote For 1

	TOTAL	VOTE %		Election Day	Early Voting	Ballot By Mail	Provisional Ballots	Limited Ballots
Elva Curl	14	26.92%	<div><div></div></div>	5	9	0	0	0
Cara Mendelsohn	38	73.08%	<div><div></div></div>	10	23	5	0	0
Total Votes Cast	52	100.00%	<div><div></div></div>	15	32	5	0	0
Overvotes	0			0	0	0	0	0
Undervotes	2			2	0	0	0	0
Contest Totals	54			17	32	5	0	0

Proposition A City of Dallas

Vote For 1

	TOTAL	VOTE %		Election Day	Early Voting	Ballot By Mail	Provisional Ballots	Limited Ballots
For	11	22.92%	<div><div></div></div>	5	6	0	0	0
Against	37	77.08%	<div><div></div></div>	10	24	3	0	0
Total Votes Cast	48	100.00%	<div><div></div></div>	15	30	3	0	0
Overvotes	0			0	0	0	0	0
Undervotes	6			2	2	2	0	0
Contest Totals	54			17	32	5	0	0

Proposition B City of Dallas

Vote For 1

	TOTAL	VOTE %		Election Day	Early Voting	Ballot By Mail	Provisional Ballots	Limited Ballots
For	11	22.45%	<div><div></div></div>	4	7	0	0	0
Against	38	77.55%	<div><div></div></div>	11	23	4	0	0
Total Votes Cast	49	100.00%	<div><div></div></div>	15	30	4	0	0
Overvotes	0			0	0	0	0	0
Undervotes	5			2	2	1	0	0
Contest Totals	54			17	32	5	0	0

Trustee, Place 1 Plano

Vote For 1

	TOTAL	VOTE %		Election Day	Early Voting	Ballot By Mail	Provisional Ballots	Limited Ballots
Lauren Tyra	32	74.42%	<div><div></div></div>	10	21	1	0	0
Shafik Ben Guesmia	2	4.65%	<div><div></div></div>	1	1	0	0	0
Semida Voicu	9	20.93%	<div><div></div></div>	3	5	1	0	0
Total Votes Cast	43	100.00%	<div><div></div></div>	14	27	2	0	0
Overvotes	0			0	0	0	0	0
Undervotes	11			3	5	3	0	0
Contest Totals	54			17	32	5	0	0

Summary Results Report
May 1st, 2021 City/School General and Special
Elections
May 1st, 2021

Final Results
SOVC
Collin County

088

Trustee, Place 2 Plano

Vote For 1

	TOTAL	VOTE %		Election Day	Early Voting	Ballot By Mail	Provision al Ballots	Limited Ballots
Dayna Oscherwitz	18	46.15%	<div><div></div></div>	7	10	1	0	0
Ajikwaga Felli	4	10.26%	<div><div></div></div>	3	1	0	0	0
Angela Powell	17	43.59%	<div><div></div></div>	3	13	1	0	0
Total Votes Cast	39	100.00%	<div><div></div></div>	13	24	2	0	0
Overvotes	0			0	0	0	0	0
Undervotes	15			4	8	3	0	0
Contest Totals	54			17	32	5	0	0

Trustee, Place 3 Plano

Vote For 1

	TOTAL	VOTE %		Election Day	Early Voting	Ballot By Mail	Provision al Ballots	Limited Ballots
Nancy C. Humphrey	22	61.11%	<div><div></div></div>	8	14	0	0	0
Lynn Walling	14	38.89%	<div><div></div></div>	4	9	1	0	0
Total Votes Cast	36	100.00%	<div><div></div></div>	12	23	1	0	0
Overvotes	0			0	0	0	0	0
Undervotes	18			5	9	4	0	0
Contest Totals	54			17	32	5	0	0

Trustee, Place 6 Plano

Vote For 1

	TOTAL	VOTE %		Election Day	Early Voting	Ballot By Mail	Provision al Ballots	Limited Ballots
Marilyn Loughray	16	47.06%	<div><div></div></div>	5	10	1	0	0
Jeri Chambers	18	52.94%	<div><div></div></div>	6	12	0	0	0
Total Votes Cast	34	100.00%	<div><div></div></div>	11	22	1	0	0
Overvotes	0			0	0	0	0	0
Undervotes	20			6	10	4	0	0
Contest Totals	54			17	32	5	0	0

Trustee, Place 7 Collin County Community College

Vote For 1

	TOTAL	VOTE %		Election Day	Early Voting	Ballot By Mail	Provision al Ballots	Limited Ballots
Jim Orr	17	42.50%	<div><div></div></div>	6	9	2	0	0
Helen Chang	23	57.50%	<div><div></div></div>	7	16	0	0	0
Total Votes Cast	40	100.00%	<div><div></div></div>	13	25	2	0	0
Overvotes	0			0	0	0	0	0
Undervotes	14			4	7	3	0	0
Contest Totals	54			17	32	5	0	0

Summary Results Report
May 1st, 2021 City/School General and Special
Elections
May 1st, 2021

Final Results
SOVC
Collin County

088

Trustee, Place 8 Collin County Community College

Vote For 1

	TOTAL	VOTE %		Election Day	Early Voting	Ballot By Mail	Provision al Ballots	Limited Ballots
Misty Irby	18	47.37%	<div><div></div></div>	9	9	0	0	0
Bob Collins	20	52.63%	<div><div></div></div>	4	15	1	0	0
Total Votes Cast	38	100.00%	<div><div></div></div>	13	24	1	0	0
Overvotes	0			0	0	0	0	0
Undervotes	16			4	8	4	0	0
Contest Totals	54			17	32	5	0	0

Trustee, Place 9 Collin County Community College

Vote For 1

	TOTAL	VOTE %		Election Day	Early Voting	Ballot By Mail	Provision al Ballots	Limited Ballots
Andy Hardin	23	63.89%	<div><div></div></div>	6	15	2	0	0
Jacoby Stewart Sr.	13	36.11%	<div><div></div></div>	6	7	0	0	0
Total Votes Cast	36	100.00%	<div><div></div></div>	12	22	2	0	0
Overvotes	0			0	0	0	0	0
Undervotes	18			5	10	3	0	0
Contest Totals	54			17	32	5	0	0

Summary Results Report
May 1st, 2021 City/School General and Special
Elections
May 1st, 2021

Final Results
SOVC
Collin County

089

Statistics

	TOTAL	Election Day	Early Voting	Ballot By Mail	Provisional Ballots	Limited Ballots
Registered Voters - Total	3,134					
Ballots Cast - Total	746	232	499	15	0	0
Voter Turnout - Total	23.80%					

Councilmember, Place No.2 Plano

Vote For 1

	TOTAL	VOTE %		Election Day	Early Voting	Ballot By Mail	Provisional Ballots	Limited Ballots
Anthony Ricciardelli	373	52.91%	<div><div></div></div>	125	239	9	0	0
Steve Lavine	332	47.09%	<div><div></div></div>	93	234	5	0	0
Total Votes Cast	705	100.00%	<div><div></div></div>	218	473	14	0	0
Overvotes	0			0	0	0	0	0
Undervotes	41			14	26	1	0	0
Contest Totals	746			232	499	15	0	0

Councilmember, Place No.4 Plano

Vote For 1

	TOTAL	VOTE %		Election Day	Early Voting	Ballot By Mail	Provisional Ballots	Limited Ballots
Vidal Quintanilla	37	5.46%	<div><div></div></div>	11	26	0	0	0
Justin Adcock	281	41.45%	<div><div></div></div>	87	191	3	0	0
Kayci Prince	255	37.61%	<div><div></div></div>	73	171	11	0	0
Nassat Parveen	105	15.49%	<div><div></div></div>	41	64	0	0	0
Total Votes Cast	678	100.00%	<div><div></div></div>	212	452	14	0	0
Overvotes	0			0	0	0	0	0
Undervotes	68			20	47	1	0	0
Contest Totals	746			232	499	15	0	0

Councilmember, Place No.6 (Mayor)

Vote For 1

	TOTAL	VOTE %		Election Day	Early Voting	Ballot By Mail	Provisional Ballots	Limited Ballots
Lydia Ortega	23	3.11%	<div><div></div></div>	12	11	0	0	0
Lily Bao	349	47.23%	<div><div></div></div>	113	232	4	0	0
John Muns	367	49.66%	<div><div></div></div>	105	251	11	0	0
Total Votes Cast	739	100.00%	<div><div></div></div>	230	494	15	0	0
Overvotes	0			0	0	0	0	0
Undervotes	7			2	5	0	0	0
Contest Totals	746			232	499	15	0	0

Summary Results Report
May 1st, 2021 City/School General and Special
Elections
May 1st, 2021

Final Results
SOVC
Collin County

089

Councilmember, Place No.8 Plano

Vote For 1

	TOTAL	VOTE %		Election Day	Early Voting	Ballot By Mail	Provision al Ballots	Limited Ballots
Elisa Klein	312	45.61%	<div><div></div></div>	101	207	4	0	0
Rick Smith	372	54.39%	<div><div></div></div>	115	248	9	0	0
Total Votes Cast	684	100.00%	<div><div></div></div>	216	455	13	0	0
Overvotes	0			0	0	0	0	0
Undervotes	62			16	44	2	0	0
Contest Totals	746			232	499	15	0	0

Councilmember, Place No.7 Plano

Vote For 1

	TOTAL	VOTE %		Election Day	Early Voting	Ballot By Mail	Provision al Ballots	Limited Ballots
David M. Smith	116	16.98%	<div><div></div></div>	41	70	5	0	0
Julie Holmer	202	29.58%	<div><div></div></div>	50	150	2	0	0
Sandeep Srivastava	90	13.18%	<div><div></div></div>	17	73	0	0	0
Chris Robertson	229	33.53%	<div><div></div></div>	96	130	3	0	0
Bill Lisle III	46	6.74%	<div><div></div></div>	11	33	2	0	0
Total Votes Cast	683	100.00%	<div><div></div></div>	215	456	12	0	0
Overvotes	0			0	0	0	0	0
Undervotes	63			17	43	3	0	0
Contest Totals	746			232	499	15	0	0

Proposition A City of Plano

Vote For 1

	TOTAL	VOTE %		Election Day	Early Voting	Ballot By Mail	Provision al Ballots	Limited Ballots
For	516	73.40%	<div><div></div></div>	162	340	14	0	0
Against	187	26.60%	<div><div></div></div>	57	129	1	0	0
Total Votes Cast	703	100.00%	<div><div></div></div>	219	469	15	0	0
Overvotes	0			0	0	0	0	0
Undervotes	43			13	30	0	0	0
Contest Totals	746			232	499	15	0	0

Proposition B City of Plano

Vote For 1

	TOTAL	VOTE %		Election Day	Early Voting	Ballot By Mail	Provision al Ballots	Limited Ballots
For	464	66.38%	<div><div></div></div>	149	303	12	0	0
Against	235	33.62%	<div><div></div></div>	68	164	3	0	0
Total Votes Cast	699	100.00%	<div><div></div></div>	217	467	15	0	0
Overvotes	0			0	0	0	0	0
Undervotes	47			15	32	0	0	0
Contest Totals	746			232	499	15	0	0

Summary Results Report
May 1st, 2021 City/School General and Special
Elections
May 1st, 2021

Final Results
SOVC
Collin County

089

Proposition C City of Plano

Vote For 1

	TOTAL	VOTE %		Election Day	Early Voting	Ballot By Mail	Provision al Ballots	Limited Ballots
For	338	48.91%	<div><div></div></div>	112	216	10	0	0
Against	353	51.09%	<div><div></div></div>	103	245	5	0	0
Total Votes Cast	691	100.00%	<div><div></div></div>	215	461	15	0	0
Overvotes	0			0	0	0	0	0
Undervotes	55			17	38	0	0	0
Contest Totals	746			232	499	15	0	0

Proposition D City of Plano

Vote For 1

	TOTAL	VOTE %		Election Day	Early Voting	Ballot By Mail	Provision al Ballots	Limited Ballots
For	485	70.80%	<div><div></div></div>	146	325	14	0	0
Against	200	29.20%	<div><div></div></div>	63	136	1	0	0
Total Votes Cast	685	100.00%	<div><div></div></div>	209	461	15	0	0
Overvotes	0			0	0	0	0	0
Undervotes	61			23	38	0	0	0
Contest Totals	746			232	499	15	0	0

Proposition E City of Plano

Vote For 1

	TOTAL	VOTE %		Election Day	Early Voting	Ballot By Mail	Provision al Ballots	Limited Ballots
For	411	60.26%	<div><div></div></div>	125	272	14	0	0
Against	271	39.74%	<div><div></div></div>	84	186	1	0	0
Total Votes Cast	682	100.00%	<div><div></div></div>	209	458	15	0	0
Overvotes	0			0	0	0	0	0
Undervotes	64			23	41	0	0	0
Contest Totals	746			232	499	15	0	0

Proposition F City of Plano

Vote For 1

	TOTAL	VOTE %		Election Day	Early Voting	Ballot By Mail	Provision al Ballots	Limited Ballots
For	469	68.37%	<div><div></div></div>	143	312	14	0	0
Against	217	31.63%	<div><div></div></div>	65	151	1	0	0
Total Votes Cast	686	100.00%	<div><div></div></div>	208	463	15	0	0
Overvotes	0			0	0	0	0	0
Undervotes	60			24	36	0	0	0
Contest Totals	746			232	499	15	0	0

Summary Results Report
May 1st, 2021 City/School General and Special
Elections
May 1st, 2021

Final Results
SOVC
Collin County

089

Trustee, Place 1 Plano

Vote For 1

	TOTAL	VOTE %		Election Day	Early Voting	Ballot By Mail	Provision al Ballots	Limited Ballots
Lauren Tyra	373	59.87%	<div><div></div></div>	106	259	8	0	0
Shafik Ben Guesmia	26	4.17%	<div><div></div></div>	11	15	0	0	0
Semida Voicu	224	35.96%	<div><div></div></div>	79	141	4	0	0
Total Votes Cast	623	100.00%	<div><div></div></div>	196	415	12	0	0
Overvotes	0			0	0	0	0	0
Undervotes	123			36	84	3	0	0
Contest Totals	746			232	499	15	0	0

Trustee, Place 2 Plano

Vote For 1

	TOTAL	VOTE %		Election Day	Early Voting	Ballot By Mail	Provision al Ballots	Limited Ballots
Dayna Oscherwitz	268	42.95%	<div><div></div></div>	83	179	6	0	0
Ajikwaga Felli	22	3.53%	<div><div></div></div>	6	16	0	0	0
Angela Powell	334	53.53%	<div><div></div></div>	106	221	7	0	0
Total Votes Cast	624	100.00%	<div><div></div></div>	195	416	13	0	0
Overvotes	0			0	0	0	0	0
Undervotes	122			37	83	2	0	0
Contest Totals	746			232	499	15	0	0

Trustee, Place 3 Plano

Vote For 1

	TOTAL	VOTE %		Election Day	Early Voting	Ballot By Mail	Provision al Ballots	Limited Ballots
Nancy C. Humphrey	370	61.26%	<div><div></div></div>	123	240	7	0	0
Lynn Walling	234	38.74%	<div><div></div></div>	73	156	5	0	0
Total Votes Cast	604	100.00%	<div><div></div></div>	196	396	12	0	0
Overvotes	0			0	0	0	0	0
Undervotes	142			36	103	3	0	0
Contest Totals	746			232	499	15	0	0

Trustee, Place 6 Plano

Vote For 1

	TOTAL	VOTE %		Election Day	Early Voting	Ballot By Mail	Provision al Ballots	Limited Ballots
Marilyn Loughray	277	45.41%	<div><div></div></div>	94	178	5	0	0
Jeri Chambers	333	54.59%	<div><div></div></div>	101	224	8	0	0
Total Votes Cast	610	100.00%	<div><div></div></div>	195	402	13	0	0
Overvotes	0			0	0	0	0	0
Undervotes	136			37	97	2	0	0
Contest Totals	746			232	499	15	0	0

Summary Results Report
May 1st, 2021 City/School General and Special
Elections
May 1st, 2021

Final Results
SOVC
Collin County

089

Trustee, Place 7 Collin County Community College

Vote For 1

	TOTAL	VOTE %		Election Day	Early Voting	Ballot By Mail	Provision al Ballots	Limited Ballots
Jim Orr	288	46.83%	<div><div></div></div>	88	193	7	0	0
Helen Chang	327	53.17%	<div><div></div></div>	108	213	6	0	0
Total Votes Cast	615	100.00%	<div><div></div></div>	196	406	13	0	0
Overvotes	0			0	0	0	0	0
Undervotes	131			36	93	2	0	0
Contest Totals	746			232	499	15	0	0

Trustee, Place 8 Collin County Community College

Vote For 1

	TOTAL	VOTE %		Election Day	Early Voting	Ballot By Mail	Provision al Ballots	Limited Ballots
Misty Irby	287	48.56%	<div><div></div></div>	89	192	6	0	0
Bob Collins	304	51.44%	<div><div></div></div>	102	195	7	0	0
Total Votes Cast	591	100.00%	<div><div></div></div>	191	387	13	0	0
Overvotes	0			0	0	0	0	0
Undervotes	155			41	112	2	0	0
Contest Totals	746			232	499	15	0	0

Trustee, Place 9 Collin County Community College

Vote For 1

	TOTAL	VOTE %		Election Day	Early Voting	Ballot By Mail	Provision al Ballots	Limited Ballots
Andy Hardin	346	59.97%	<div><div></div></div>	108	228	10	0	0
Jacoby Stewart Sr.	231	40.03%	<div><div></div></div>	77	152	2	0	0
Total Votes Cast	577	100.00%	<div><div></div></div>	185	380	12	0	0
Overvotes	0			0	0	0	0	0
Undervotes	169			47	119	3	0	0
Contest Totals	746			232	499	15	0	0

Summary Results Report
May 1st, 2021 City/School General and Special
Elections
May 1st, 2021

Final Results
SOVC
Collin County

090

Statistics

	TOTAL	Election Day	Early Voting	Ballot By Mail	Provision al Ballots	Limited Ballots
Registered Voters - Total	3,186					
Ballots Cast - Total	838	263	541	34	0	0
Voter Turnout - Total	26.30%					

Councilmember, Place No.2 Plano

Vote For 1

	TOTAL	VOTE %		Election Day	Early Voting	Ballot By Mail	Provision al Ballots	Limited Ballots
Anthony Ricciardelli	471	60.15%	<div><div></div></div>	151	300	20	0	0
Steve Lavine	312	39.85%	<div><div></div></div>	96	205	11	0	0
Total Votes Cast	783	100.00%	<div><div></div></div>	247	505	31	0	0
Overvotes	0			0	0	0	0	0
Undervotes	55			16	36	3	0	0
Contest Totals	838			263	541	34	0	0

Councilmember, Place No.4 Plano

Vote For 1

	TOTAL	VOTE %		Election Day	Early Voting	Ballot By Mail	Provision al Ballots	Limited Ballots
Vidal Quintanilla	27	3.58%	<div><div></div></div>	10	15	2	0	0
Justin Adcock	361	47.88%	<div><div></div></div>	111	238	12	0	0
Kayci Prince	309	40.98%	<div><div></div></div>	95	199	15	0	0
Nassat Parveen	57	7.56%	<div><div></div></div>	23	34	0	0	0
Total Votes Cast	754	100.00%	<div><div></div></div>	239	486	29	0	0
Overvotes	0			0	0	0	0	0
Undervotes	84			24	55	5	0	0
Contest Totals	838			263	541	34	0	0

Councilmember, Place No.6 (Mayor)

Vote For 1

	TOTAL	VOTE %		Election Day	Early Voting	Ballot By Mail	Provision al Ballots	Limited Ballots
Lydia Ortega	11	1.32%	<div><div></div></div>	4	7	0	0	0
Lily Bao	390	46.88%	<div><div></div></div>	119	261	10	0	0
John Muns	431	51.80%	<div><div></div></div>	137	270	24	0	0
Total Votes Cast	832	100.00%	<div><div></div></div>	260	538	34	0	0
Overvotes	0			0	0	0	0	0
Undervotes	6			3	3	0	0	0
Contest Totals	838			263	541	34	0	0

Summary Results Report
May 1st, 2021 City/School General and Special
Elections
May 1st, 2021

Final Results
SOVC
Collin County

090

Councilmember, Place No.8 Plano

Vote For 1

	TOTAL	VOTE %		Election Day	Early Voting	Ballot By Mail	Provision al Ballots	Limited Ballots
Elisa Klein	291	38.80%	<div><div></div></div>	87	194	10	0	0
Rick Smith	459	61.20%	<div><div></div></div>	146	292	21	0	0
Total Votes Cast	750	100.00%	<div><div></div></div>	233	486	31	0	0
Overvotes	0			0	0	0	0	0
Undervotes	88			30	55	3	0	0
Contest Totals	838			263	541	34	0	0

Councilmember, Place No.7 Plano

Vote For 1

	TOTAL	VOTE %		Election Day	Early Voting	Ballot By Mail	Provision al Ballots	Limited Ballots
David M. Smith	87	11.76%	<div><div></div></div>	27	56	4	0	0
Julie Holmer	234	31.62%	<div><div></div></div>	79	149	6	0	0
Sandeep Srivastava	113	15.27%	<div><div></div></div>	24	82	7	0	0
Chris Robertson	257	34.73%	<div><div></div></div>	83	164	10	0	0
Bill Lisle III	49	6.62%	<div><div></div></div>	20	29	0	0	0
Total Votes Cast	740	100.00%	<div><div></div></div>	233	480	27	0	0
Overvotes	0			0	0	0	0	0
Undervotes	98			30	61	7	0	0
Contest Totals	838			263	541	34	0	0

Proposition A City of Plano

Vote For 1

	TOTAL	VOTE %		Election Day	Early Voting	Ballot By Mail	Provision al Ballots	Limited Ballots
For	613	77.11%	<div><div></div></div>	191	394	28	0	0
Against	182	22.89%	<div><div></div></div>	58	118	6	0	0
Total Votes Cast	795	100.00%	<div><div></div></div>	249	512	34	0	0
Overvotes	0			0	0	0	0	0
Undervotes	43			14	29	0	0	0
Contest Totals	838			263	541	34	0	0

Proposition B City of Plano

Vote For 1

	TOTAL	VOTE %		Election Day	Early Voting	Ballot By Mail	Provision al Ballots	Limited Ballots
For	557	70.24%	<div><div></div></div>	181	353	23	0	0
Against	236	29.76%	<div><div></div></div>	64	161	11	0	0
Total Votes Cast	793	100.00%	<div><div></div></div>	245	514	34	0	0
Overvotes	0			0	0	0	0	0
Undervotes	45			18	27	0	0	0
Contest Totals	838			263	541	34	0	0

Summary Results Report
May 1st, 2021 City/School General and Special
Elections
May 1st, 2021

Final Results
SOVC
Collin County

090

Proposition C City of Plano

Vote For 1

	TOTAL	VOTE %		Election Day	Early Voting	Ballot By Mail	Provision al Ballots	Limited Ballots
For	531	67.30%	<div><div></div></div>	162	348	21	0	0
Against	258	32.70%	<div><div></div></div>	83	162	13	0	0
Total Votes Cast	789	100.00%	<div><div></div></div>	245	510	34	0	0
Overvotes	0			0	0	0	0	0
Undervotes	49			18	31	0	0	0
Contest Totals	838			263	541	34	0	0

Proposition D City of Plano

Vote For 1

	TOTAL	VOTE %		Election Day	Early Voting	Ballot By Mail	Provision al Ballots	Limited Ballots
For	570	73.36%	<div><div></div></div>	176	367	27	0	0
Against	207	26.64%	<div><div></div></div>	67	133	7	0	0
Total Votes Cast	777	100.00%	<div><div></div></div>	243	500	34	0	0
Overvotes	0			0	0	0	0	0
Undervotes	61			20	41	0	0	0
Contest Totals	838			263	541	34	0	0

Proposition E City of Plano

Vote For 1

	TOTAL	VOTE %		Election Day	Early Voting	Ballot By Mail	Provision al Ballots	Limited Ballots
For	459	59.30%	<div><div></div></div>	144	296	19	0	0
Against	315	40.70%	<div><div></div></div>	97	203	15	0	0
Total Votes Cast	774	100.00%	<div><div></div></div>	241	499	34	0	0
Overvotes	0			0	0	0	0	0
Undervotes	64			22	42	0	0	0
Contest Totals	838			263	541	34	0	0

Proposition F City of Plano

Vote For 1

	TOTAL	VOTE %		Election Day	Early Voting	Ballot By Mail	Provision al Ballots	Limited Ballots
For	543	69.97%	<div><div></div></div>	170	348	25	0	0
Against	233	30.03%	<div><div></div></div>	74	150	9	0	0
Total Votes Cast	776	100.00%	<div><div></div></div>	244	498	34	0	0
Overvotes	0			0	0	0	0	0
Undervotes	62			19	43	0	0	0
Contest Totals	838			263	541	34	0	0

Summary Results Report
May 1st, 2021 City/School General and Special
Elections
May 1st, 2021

Final Results
SOVC
Collin County

090

Trustee, Place 1 Plano

Vote For 1

	TOTAL	VOTE %		Election Day	Early Voting	Ballot By Mail	Provision al Ballots	Limited Ballots
Lauren Tyra	372	55.27%	<div><div></div></div>	116	238	18	0	0
Shafik Ben Guesmia	18	2.67%	<div><div></div></div>	7	11	0	0	0
Semida Voicu	283	42.05%	<div><div></div></div>	82	191	10	0	0
Total Votes Cast	673	100.00%	<div><div></div></div>	205	440	28	0	0
Overvotes	0			0	0	0	0	0
Undervotes	165			58	101	6	0	0
Contest Totals	838			263	541	34	0	0

Trustee, Place 2 Plano

Vote For 1

	TOTAL	VOTE %		Election Day	Early Voting	Ballot By Mail	Provision al Ballots	Limited Ballots
Dayna Oscherwitz	275	41.23%	<div><div></div></div>	80	180	15	0	0
Ajikwaga Felli	16	2.40%	<div><div></div></div>	6	10	0	0	0
Angela Powell	376	56.37%	<div><div></div></div>	117	246	13	0	0
Total Votes Cast	667	100.00%	<div><div></div></div>	203	436	28	0	0
Overvotes	0			0	0	0	0	0
Undervotes	171			60	105	6	0	0
Contest Totals	838			263	541	34	0	0

Trustee, Place 3 Plano

Vote For 1

	TOTAL	VOTE %		Election Day	Early Voting	Ballot By Mail	Provision al Ballots	Limited Ballots
Nancy C. Humphrey	405	61.09%	<div><div></div></div>	120	264	21	0	0
Lynn Walling	258	38.91%	<div><div></div></div>	76	174	8	0	0
Total Votes Cast	663	100.00%	<div><div></div></div>	196	438	29	0	0
Overvotes	0			0	0	0	0	0
Undervotes	175			67	103	5	0	0
Contest Totals	838			263	541	34	0	0

Trustee, Place 6 Plano

Vote For 1

	TOTAL	VOTE %		Election Day	Early Voting	Ballot By Mail	Provision al Ballots	Limited Ballots
Marilyn Loughray	319	47.83%	<div><div></div></div>	99	210	10	0	0
Jeri Chambers	348	52.17%	<div><div></div></div>	101	228	19	0	0
Total Votes Cast	667	100.00%	<div><div></div></div>	200	438	29	0	0
Overvotes	0			0	0	0	0	0
Undervotes	171			63	103	5	0	0
Contest Totals	838			263	541	34	0	0

Summary Results Report
May 1st, 2021 City/School General and Special
Elections
May 1st, 2021

Final Results
SOVC
Collin County

090

Trustee, Place 7 Collin County Community College

Vote For 1

	TOTAL	VOTE %		Election Day	Early Voting	Ballot By Mail	Provision al Ballots	Limited Ballots
Jim Orr	389	62.24%	<div><div></div></div>	113	259	17	0	0
Helen Chang	236	37.76%	<div><div></div></div>	79	147	10	0	0
Total Votes Cast	625	100.00%	<div><div></div></div>	192	406	27	0	0
Overvotes	0			0	0	0	0	0
Undervotes	213			71	135	7	0	0
Contest Totals	838			263	541	34	0	0

Trustee, Place 8 Collin County Community College

Vote For 1

	TOTAL	VOTE %		Election Day	Early Voting	Ballot By Mail	Provision al Ballots	Limited Ballots
Misty Irby	214	35.61%	<div><div></div></div>	72	134	8	0	0
Bob Collins	387	64.39%	<div><div></div></div>	112	256	19	0	0
Total Votes Cast	601	100.00%	<div><div></div></div>	184	390	27	0	0
Overvotes	0			0	0	0	0	0
Undervotes	237			79	151	7	0	0
Contest Totals	838			263	541	34	0	0

Trustee, Place 9 Collin County Community College

Vote For 1

	TOTAL	VOTE %		Election Day	Early Voting	Ballot By Mail	Provision al Ballots	Limited Ballots
Andy Hardin	404	68.24%	<div><div></div></div>	123	259	22	0	0
Jacoby Stewart Sr.	188	31.76%	<div><div></div></div>	58	125	5	0	0
Total Votes Cast	592	100.00%	<div><div></div></div>	181	384	27	0	0
Overvotes	0			0	0	0	0	0
Undervotes	246			82	157	7	0	0
Contest Totals	838			263	541	34	0	0

Summary Results Report
May 1st, 2021 City/School General and Special
Elections
May 1st, 2021

Final Results
SOVC
Collin County

091

Statistics

	TOTAL	Election Day	Early Voting	Ballot By Mail	Provision al Ballots	Limited Ballots
Registered Voters - Total	2,266					
Ballots Cast - Total	543	204	322	17	0	0
Voter Turnout - Total	23.96%					

Councilmember, Place No.2 Plano

Vote For 1

	TOTAL	VOTE %		Election Day	Early Voting	Ballot By Mail	Provision al Ballots	Limited Ballots
Anthony Ricciardelli	225	43.44%	<div><div></div></div>	86	138	1	0	0
Steve Lavine	293	56.56%	<div><div></div></div>	102	175	16	0	0
Total Votes Cast	518	100.00%	<div><div></div></div>	188	313	17	0	0
Overvotes	0			0	0	0	0	0
Undervotes	25			16	9	0	0	0
Contest Totals	543			204	322	17	0	0

Councilmember, Place No.4 Plano

Vote For 1

	TOTAL	VOTE %		Election Day	Early Voting	Ballot By Mail	Provision al Ballots	Limited Ballots
Vidal Quintanilla	35	6.82%	<div><div></div></div>	19	14	2	0	0
Justin Adcock	171	33.33%	<div><div></div></div>	61	108	2	0	0
Kayci Prince	236	46.00%	<div><div></div></div>	82	142	12	0	0
Nassat Parveen	71	13.84%	<div><div></div></div>	32	38	1	0	0
Total Votes Cast	513	100.00%	<div><div></div></div>	194	302	17	0	0
Overvotes	0			0	0	0	0	0
Undervotes	30			10	20	0	0	0
Contest Totals	543			204	322	17	0	0

Councilmember, Place No.6 (Mayor)

Vote For 1

	TOTAL	VOTE %		Election Day	Early Voting	Ballot By Mail	Provision al Ballots	Limited Ballots
Lydia Ortega	32	5.99%	<div><div></div></div>	16	14	2	0	0
Lily Bao	180	33.71%	<div><div></div></div>	67	112	1	0	0
John Muns	322	60.30%	<div><div></div></div>	119	189	14	0	0
Total Votes Cast	534	100.00%	<div><div></div></div>	202	315	17	0	0
Overvotes	0			0	0	0	0	0
Undervotes	9			2	7	0	0	0
Contest Totals	543			204	322	17	0	0

Summary Results Report
May 1st, 2021 City/School General and Special
Elections
May 1st, 2021

Final Results
SOVC
Collin County

091

Councilmember, Place No.8 Plano

Vote For 1

	TOTAL	VOTE %		Election Day	Early Voting	Ballot By Mail	Provision al Ballots	Limited Ballots
Elisa Klein	285	56.55%	<div><div></div></div>	96	174	15	0	0
Rick Smith	219	43.45%	<div><div></div></div>	87	130	2	0	0
Total Votes Cast	504	100.00%	<div><div></div></div>	183	304	17	0	0
Overvotes	0			0	0	0	0	0
Undervotes	39			21	18	0	0	0
Contest Totals	543			204	322	17	0	0

Councilmember, Place No.7 Plano

Vote For 1

	TOTAL	VOTE %		Election Day	Early Voting	Ballot By Mail	Provision al Ballots	Limited Ballots
David M. Smith	75	14.73%	<div><div></div></div>	30	40	5	0	0
Julie Holmer	221	43.42%	<div><div></div></div>	71	140	10	0	0
Sandeep Srivastava	44	8.64%	<div><div></div></div>	14	30	0	0	0
Chris Robertson	125	24.56%	<div><div></div></div>	51	73	1	0	0
Bill Lisle III	44	8.64%	<div><div></div></div>	22	21	1	0	0
Total Votes Cast	509	100.00%	<div><div></div></div>	188	304	17	0	0
Overvotes	0			0	0	0	0	0
Undervotes	34			16	18	0	0	0
Contest Totals	543			204	322	17	0	0

Proposition A City of Plano

Vote For 1

	TOTAL	VOTE %		Election Day	Early Voting	Ballot By Mail	Provision al Ballots	Limited Ballots
For	418	80.38%	<div><div></div></div>	153	251	14	0	0
Against	102	19.62%	<div><div></div></div>	42	57	3	0	0
Total Votes Cast	520	100.00%	<div><div></div></div>	195	308	17	0	0
Overvotes	0			0	0	0	0	0
Undervotes	23			9	14	0	0	0
Contest Totals	543			204	322	17	0	0

Proposition B City of Plano

Vote For 1

	TOTAL	VOTE %		Election Day	Early Voting	Ballot By Mail	Provision al Ballots	Limited Ballots
For	396	76.15%	<div><div></div></div>	147	237	12	0	0
Against	124	23.85%	<div><div></div></div>	47	72	5	0	0
Total Votes Cast	520	100.00%	<div><div></div></div>	194	309	17	0	0
Overvotes	0			0	0	0	0	0
Undervotes	23			10	13	0	0	0
Contest Totals	543			204	322	17	0	0

Summary Results Report
May 1st, 2021 City/School General and Special
Elections
May 1st, 2021

Final Results
SOVC
Collin County

091

Proposition C City of Plano

Vote For 1

	TOTAL	VOTE %		Election Day	Early Voting	Ballot By Mail	Provision al Ballots	Limited Ballots
For	311	61.58%	<div><div></div></div>	110	188	13	0	0
Against	194	38.42%	<div><div></div></div>	77	113	4	0	0
Total Votes Cast	505	100.00%	<div><div></div></div>	187	301	17	0	0
Overvotes	0			0	0	0	0	0
Undervotes	38			17	21	0	0	0
Contest Totals	543			204	322	17	0	0

Proposition D City of Plano

Vote For 1

	TOTAL	VOTE %		Election Day	Early Voting	Ballot By Mail	Provision al Ballots	Limited Ballots
For	384	75.89%	<div><div></div></div>	137	233	14	0	0
Against	122	24.11%	<div><div></div></div>	49	70	3	0	0
Total Votes Cast	506	100.00%	<div><div></div></div>	186	303	17	0	0
Overvotes	0			0	0	0	0	0
Undervotes	37			18	19	0	0	0
Contest Totals	543			204	322	17	0	0

Proposition E City of Plano

Vote For 1

	TOTAL	VOTE %		Election Day	Early Voting	Ballot By Mail	Provision al Ballots	Limited Ballots
For	324	64.93%	<div><div></div></div>	108	203	13	0	0
Against	175	35.07%	<div><div></div></div>	75	96	4	0	0
Total Votes Cast	499	100.00%	<div><div></div></div>	183	299	17	0	0
Overvotes	0			0	0	0	0	0
Undervotes	44			21	23	0	0	0
Contest Totals	543			204	322	17	0	0

Proposition F City of Plano

Vote For 1

	TOTAL	VOTE %		Election Day	Early Voting	Ballot By Mail	Provision al Ballots	Limited Ballots
For	389	76.42%	<div><div></div></div>	141	232	16	0	0
Against	120	23.58%	<div><div></div></div>	50	69	1	0	0
Total Votes Cast	509	100.00%	<div><div></div></div>	191	301	17	0	0
Overvotes	0			0	0	0	0	0
Undervotes	34			13	21	0	0	0
Contest Totals	543			204	322	17	0	0

Summary Results Report
May 1st, 2021 City/School General and Special
Elections
May 1st, 2021

Final Results
SOVC
Collin County

091

Trustee, Place 1 Plano

Vote For 1

	TOTAL	VOTE %		Election Day	Early Voting	Ballot By Mail	Provision al Ballots	Limited Ballots
Lauren Tyra	326	68.34%	<div><div></div></div>	115	194	17	0	0
Shafik Ben Guesmia	11	2.31%	<div><div></div></div>	5	6	0	0	0
Semida Voicu	140	29.35%	<div><div></div></div>	57	83	0	0	0
Total Votes Cast	477	100.00%	<div><div></div></div>	177	283	17	0	0
Overvotes	0			0	0	0	0	0
Undervotes	66			27	39	0	0	0
Contest Totals	543			204	322	17	0	0

Trustee, Place 2 Plano

Vote For 1

	TOTAL	VOTE %		Election Day	Early Voting	Ballot By Mail	Provision al Ballots	Limited Ballots
Dayna Oscherwitz	240	50.96%	<div><div></div></div>	88	143	9	0	0
Ajikwaga Felli	14	2.97%	<div><div></div></div>	6	8	0	0	0
Angela Powell	217	46.07%	<div><div></div></div>	78	131	8	0	0
Total Votes Cast	471	100.00%	<div><div></div></div>	172	282	17	0	0
Overvotes	0			0	0	0	0	0
Undervotes	72			32	40	0	0	0
Contest Totals	543			204	322	17	0	0

Trustee, Place 3 Plano

Vote For 1

	TOTAL	VOTE %		Election Day	Early Voting	Ballot By Mail	Provision al Ballots	Limited Ballots
Nancy C. Humphrey	306	66.96%	<div><div></div></div>	112	180	14	0	0
Lynn Walling	151	33.04%	<div><div></div></div>	55	93	3	0	0
Total Votes Cast	457	100.00%	<div><div></div></div>	167	273	17	0	0
Overvotes	0			0	0	0	0	0
Undervotes	86			37	49	0	0	0
Contest Totals	543			204	322	17	0	0

Trustee, Place 6 Plano

Vote For 1

	TOTAL	VOTE %		Election Day	Early Voting	Ballot By Mail	Provision al Ballots	Limited Ballots
Marilyn Loughray	183	39.27%	<div><div></div></div>	71	108	4	0	0
Jeri Chambers	283	60.73%	<div><div></div></div>	99	172	12	0	0
Total Votes Cast	466	100.00%	<div><div></div></div>	170	280	16	0	0
Overvotes	0			0	0	0	0	0
Undervotes	77			34	42	1	0	0
Contest Totals	543			204	322	17	0	0

Summary Results Report
May 1st, 2021 City/School General and Special
Elections
May 1st, 2021

Final Results
SOVC
Collin County

091

Trustee, Place 7 Collin County Community College

Vote For 1

	TOTAL	VOTE %		Election Day	Early Voting	Ballot By Mail	Provision al Ballots	Limited Ballots
Jim Orr	197	41.83%	<div><div></div></div>	75	120	2	0	0
Helen Chang	274	58.17%	<div><div></div></div>	93	166	15	0	0
Total Votes Cast	471	100.00%	<div><div></div></div>	168	286	17	0	0
Overvotes	0			0	0	0	0	0
Undervotes	72			36	36	0	0	0
Contest Totals	543			204	322	17	0	0

Trustee, Place 8 Collin County Community College

Vote For 1

	TOTAL	VOTE %		Election Day	Early Voting	Ballot By Mail	Provision al Ballots	Limited Ballots
Misty Irby	275	60.04%	<div><div></div></div>	91	171	13	0	0
Bob Collins	183	39.96%	<div><div></div></div>	72	108	3	0	0
Total Votes Cast	458	100.00%	<div><div></div></div>	163	279	16	0	0
Overvotes	0			0	0	0	0	0
Undervotes	85			41	43	1	0	0
Contest Totals	543			204	322	17	0	0

Trustee, Place 9 Collin County Community College

Vote For 1

	TOTAL	VOTE %		Election Day	Early Voting	Ballot By Mail	Provision al Ballots	Limited Ballots
Andy Hardin	237	52.20%	<div><div></div></div>	88	143	6	0	0
Jacoby Stewart Sr.	217	47.80%	<div><div></div></div>	72	134	11	0	0
Total Votes Cast	454	100.00%	<div><div></div></div>	160	277	17	0	0
Overvotes	0			0	0	0	0	0
Undervotes	89			44	45	0	0	0
Contest Totals	543			204	322	17	0	0

Summary Results Report
May 1st, 2021 City/School General and Special
Elections
May 1st, 2021

Final Results
SOVC
Collin County

092

Statistics

	TOTAL	Election Day	Early Voting	Ballot By Mail	Provision al Ballots	Limited Ballots
Registered Voters - Total	3,605					
Ballots Cast - Total	229	103	117	8	1	0
Voter Turnout - Total	6.35%					

City Council, Place 1 Frisco

Vote For 1

	TOTAL	VOTE %		Election Day	Early Voting	Ballot By Mail	Provision al Ballots	Limited Ballots
John Keating	142	69.61%	<div><div></div></div>	67	69	5	1	0
JP Schade	62	30.39%	<div><div></div></div>	27	33	2	0	0
Total Votes Cast	204	100.00%	<div><div></div></div>	94	102	7	1	0
Overvotes	0			0	0	0	0	0
Undervotes	25			9	15	1	0	0
Contest Totals	229			103	117	8	1	0

City Council, Place 3 Frisco

Vote For 1

	TOTAL	VOTE %		Election Day	Early Voting	Ballot By Mail	Provision al Ballots	Limited Ballots
Sai Krishna	16	7.17%	<div><div></div></div>	4	12	0	0	0
Angelia Pelham	71	31.84%	<div><div></div></div>	36	35	0	0	0
Jennifer White	75	33.63%	<div><div></div></div>	33	40	1	1	0
Karen Cunningham	61	27.35%	<div><div></div></div>	29	26	6	0	0
Total Votes Cast	223	100.00%	<div><div></div></div>	102	113	7	1	0
Overvotes	0			0	0	0	0	0
Undervotes	6			1	4	1	0	0
Contest Totals	229			103	117	8	1	0

Trustee, Place 6 Frisco

Vote For 1

	TOTAL	VOTE %		Election Day	Early Voting	Ballot By Mail	Provision al Ballots	Limited Ballots
John Classe	151	100.00%	<div><div></div></div>	65	81	4	1	0
Total Votes Cast	151	100.00%	<div><div></div></div>	65	81	4	1	0
Overvotes	0			0	0	0	0	0
Undervotes	78			38	36	4	0	0
Contest Totals	229			103	117	8	1	0

Trustee, Place 7 Frisco

Vote For 1

	TOTAL	VOTE %		Election Day	Early Voting	Ballot By Mail	Provision al Ballots	Limited Ballots
Evelyn Brooks	72	34.62%	<div><div></div></div>	38	32	2	0	0
René Archambault	136	65.38%	<div><div></div></div>	57	72	6	1	0
Total Votes Cast	208	100.00%	<div><div></div></div>	95	104	8	1	0
Overvotes	0			0	0	0	0	0
Undervotes	21			8	13	0	0	0
Contest Totals	229			103	117	8	1	0

Summary Results Report
May 1st, 2021 City/School General and Special
Elections
May 1st, 2021

Final Results
SOVC
Collin County

092

Trustee, Place 7 Collin County Community College

Vote For 1

	TOTAL	VOTE %		Election Day	Early Voting	Ballot By Mail	Provision al Ballots	Limited Ballots
Jim Orr	107	55.15%	<div><div></div></div>	53	48	5	1	0
Helen Chang	87	44.85%	<div><div></div></div>	36	48	3	0	0
Total Votes Cast	194	100.00%	<div><div></div></div>	89	96	8	1	0
Overvotes	0			0	0	0	0	0
Undervotes	35			14	21	0	0	0
Contest Totals	229			103	117	8	1	0

Trustee, Place 8 Collin County Community College

Vote For 1

	TOTAL	VOTE %		Election Day	Early Voting	Ballot By Mail	Provision al Ballots	Limited Ballots
Misty Irby	87	45.08%	<div><div></div></div>	39	45	3	0	0
Bob Collins	106	54.92%	<div><div></div></div>	50	51	4	1	0
Total Votes Cast	193	100.00%	<div><div></div></div>	89	96	7	1	0
Overvotes	0			0	0	0	0	0
Undervotes	36			14	21	1	0	0
Contest Totals	229			103	117	8	1	0

Trustee, Place 9 Collin County Community College

Vote For 1

	TOTAL	VOTE %		Election Day	Early Voting	Ballot By Mail	Provision al Ballots	Limited Ballots
Andy Hardin	121	63.35%	<div><div></div></div>	61	55	4	1	0
Jacoby Stewart Sr.	70	36.65%	<div><div></div></div>	29	38	3	0	0
Total Votes Cast	191	100.00%	<div><div></div></div>	90	93	7	1	0
Overvotes	0			0	0	0	0	0
Undervotes	38			13	24	1	0	0
Contest Totals	229			103	117	8	1	0

Summary Results Report
May 1st, 2021 City/School General and Special
Elections
May 1st, 2021

Final Results
SOVC
Collin County

093

Statistics

	TOTAL	Election Day	Early Voting	Ballot By Mail	Provisional Ballots	Limited Ballots
Registered Voters - Total	264					
Ballots Cast - Total	3	1	2	0	0	0
Voter Turnout - Total	1.14%					

Trustee, Place 2 Anna

Vote For 1

	TOTAL	VOTE %	Election Day	Early Voting	Ballot By Mail	Provisional Ballots	Limited Ballots
Jason Adams	0		0	0	0	0	0
Jourdan Henley	0		0	0	0	0	0
Diane Hopewell	0		0	0	0	0	0
Total Votes Cast	0		0	0	0	0	0
Overvotes	0		0	0	0	0	0
Undervotes	0		0	0	0	0	0
Contest Totals	0		0	0	0	0	0

Trustee, Place 6 Anna

Vote For 1

	TOTAL	VOTE %	Election Day	Early Voting	Ballot By Mail	Provisional Ballots	Limited Ballots
Paul "Monty" Renfro	0		0	0	0	0	0
Total Votes Cast	0		0	0	0	0	0
Overvotes	0		0	0	0	0	0
Undervotes	0		0	0	0	0	0
Contest Totals	0		0	0	0	0	0

Trustee, Place 7 Collin County Community College

Vote For 1

	TOTAL	VOTE %	Election Day	Early Voting	Ballot By Mail	Provisional Ballots	Limited Ballots
Jim Orr	0	0.00% <div></div>	0	0	0	0	0
Helen Chang	3	100.00% <div></div>	1	2	0	0	0
Total Votes Cast	3	100.00% <div></div>	1	2	0	0	0
Overvotes	0		0	0	0	0	0
Undervotes	0		0	0	0	0	0
Contest Totals	3		1	2	0	0	0

Trustee, Place 8 Collin County Community College

Vote For 1

	TOTAL	VOTE %	Election Day	Early Voting	Ballot By Mail	Provisional Ballots	Limited Ballots
Misty Irby	2	66.67% <div></div>	1	1	0	0	0
Bob Collins	1	33.33% <div></div>	0	1	0	0	0
Total Votes Cast	3	100.00% <div></div>	1	2	0	0	0
Overvotes	0		0	0	0	0	0
Undervotes	0		0	0	0	0	0
Contest Totals	3		1	2	0	0	0

Summary Results Report
May 1st, 2021 City/School General and Special
Elections
May 1st, 2021

Final Results
SOVC
Collin County

093

Trustee, Place 9 Collin County Community College

Vote For 1

	TOTAL	VOTE %		Election Day	Early Voting	Ballot By Mail	Provision al Ballots	Limited Ballots
Andy Hardin	1	33.33%	<div><div></div></div>	0	1	0	0	0
Jacoby Stewart Sr.	2	66.67%	<div><div></div></div>	1	1	0	0	0
Total Votes Cast	3	100.00%	<div><div></div></div>	1	2	0	0	0
Overvotes	0			0	0	0	0	0
Undervotes	0			0	0	0	0	0
Contest Totals	3			1	2	0	0	0

Summary Results Report
May 1st, 2021 City/School General and Special
Elections
May 1st, 2021

Final Results
SOVC
Collin County

094

Statistics

	TOTAL	Election Day	Early Voting	Ballot By Mail	Provisional Ballots	Limited Ballots
Registered Voters - Total	4,018					
Ballots Cast - Total	464	212	239	13	0	0
Voter Turnout - Total	11.55%					

Mayor Garland

Vote For 1

	TOTAL	VOTE %		Election Day	Early Voting	Ballot By Mail	Provisional Ballots	Limited Ballots
Scott LeMay	12	63.16%	<div><div></div></div>	5	7	0	0	0
Roel G. Garcia, Sr.	7	36.84%	<div><div></div></div>	7	0	0	0	0
Total Votes Cast	19	100.00%	<div><div></div></div>	12	7	0	0	0
Overvotes	0			0	0	0	0	0
Undervotes	1			1	0	0	0	0
Contest Totals	20			13	7	0	0	0

Council Member, District No. 1 Garland

Vote For 1

	TOTAL	VOTE %		Election Day	Early Voting	Ballot By Mail	Provisional Ballots	Limited Ballots
John Grimley	1	5.88%	<div><div></div></div>	1	0	0	0	0
Angie Whitney	7	41.18%	<div><div></div></div>	6	1	0	0	0
Jeff Bass	9	52.94%	<div><div></div></div>	3	6	0	0	0
Total Votes Cast	17	100.00%	<div><div></div></div>	10	7	0	0	0
Overvotes	0			0	0	0	0	0
Undervotes	3			3	0	0	0	0
Contest Totals	20			13	7	0	0	0

Mayor - Council Member, Place 7 Richardson

Vote For 1

	TOTAL	VOTE %		Election Day	Early Voting	Ballot By Mail	Provisional Ballots	Limited Ballots
Paul Voelker	336	100.00%	<div><div></div></div>	139	184	13	0	0
Total Votes Cast	336	100.00%	<div><div></div></div>	139	184	13	0	0
Overvotes	0			0	0	0	0	0
Undervotes	108			60	48	0	0	0
Contest Totals	444			199	232	13	0	0

Council Member, Place 1 Richardson

Vote For 1

	TOTAL	VOTE %		Election Day	Early Voting	Ballot By Mail	Provisional Ballots	Limited Ballots
Bob Dubey	271	100.00%	<div><div></div></div>	115	143	13	0	0
Total Votes Cast	271	100.00%	<div><div></div></div>	115	143	13	0	0
Overvotes	0			0	0	0	0	0
Undervotes	173			84	89	0	0	0
Contest Totals	444			199	232	13	0	0

Summary Results Report
May 1st, 2021 City/School General and Special
Elections
May 1st, 2021

Final Results
SOVC
Collin County

094

Council Member, Place 2 Richardson

Vote For 1

	TOTAL	VOTE %		Election Day	Early Voting	Ballot By Mail	Provision al Ballots	Limited Ballots
Jennifer Justice	295	100.00%	<div><div></div></div>	127	155	13	0	0
Total Votes Cast	295	100.00%	<div><div></div></div>	127	155	13	0	0
Overvotes	0			0	0	0	0	0
Undervotes	149			72	77	0	0	0
Contest Totals	444			199	232	13	0	0

Council Member, Place 3 Richardson

Vote For 1

	TOTAL	VOTE %		Election Day	Early Voting	Ballot By Mail	Provision al Ballots	Limited Ballots
Janet DePuy	294	100.00%	<div><div></div></div>	123	158	13	0	0
Total Votes Cast	294	100.00%	<div><div></div></div>	123	158	13	0	0
Overvotes	0			0	0	0	0	0
Undervotes	150			76	74	0	0	0
Contest Totals	444			199	232	13	0	0

Council Member, Place 4 Richardson

Vote For 1

	TOTAL	VOTE %		Election Day	Early Voting	Ballot By Mail	Provision al Ballots	Limited Ballots
Kyle Kepner	174	44.05%	<div><div></div></div>	74	92	8	0	0
Joe Corcoran	221	55.95%	<div><div></div></div>	103	113	5	0	0
Total Votes Cast	395	100.00%	<div><div></div></div>	177	205	13	0	0
Overvotes	0			0	0	0	0	0
Undervotes	49			22	27	0	0	0
Contest Totals	444			199	232	13	0	0

Council Member, Place 5 Richardson

Vote For 1

	TOTAL	VOTE %		Election Day	Early Voting	Ballot By Mail	Provision al Ballots	Limited Ballots
Ken Hutchenrider	289	100.00%	<div><div></div></div>	119	157	13	0	0
Total Votes Cast	289	100.00%	<div><div></div></div>	119	157	13	0	0
Overvotes	0			0	0	0	0	0
Undervotes	155			80	75	0	0	0
Contest Totals	444			199	232	13	0	0

Summary Results Report
May 1st, 2021 City/School General and Special
Elections
May 1st, 2021

Final Results
SOVC
Collin County

094

Council Member, Place 6 Richardson

Vote For 1

	TOTAL	VOTE %		Election Day	Early Voting	Ballot By Mail	Provision al Ballots	Limited Ballots
Daniel Burdette	98	23.90%	<div><div></div></div>	45	53	0	0	0
Marilyn Frederick	131	31.95%	<div><div></div></div>	51	73	7	0	0
Arefin Shamsul	181	44.15%	<div><div></div></div>	87	88	6	0	0
Total Votes Cast	410	100.00%	<div><div></div></div>	183	214	13	0	0
Overvotes	0			0	0	0	0	0
Undervotes	34			16	18	0	0	0
Contest Totals	444			199	232	13	0	0

Trustee, Place 1 Plano

Vote For 1

	TOTAL	VOTE %		Election Day	Early Voting	Ballot By Mail	Provision al Ballots	Limited Ballots
Lauren Tyra	286	69.93%	<div><div></div></div>	136	139	11	0	0
Shafik Ben Guesmia	42	10.27%	<div><div></div></div>	22	19	1	0	0
Semida Voicu	81	19.80%	<div><div></div></div>	30	50	1	0	0
Total Votes Cast	409	100.00%	<div><div></div></div>	188	208	13	0	0
Overvotes	0			0	0	0	0	0
Undervotes	55			24	31	0	0	0
Contest Totals	464			212	239	13	0	0

Trustee, Place 2 Plano

Vote For 1

	TOTAL	VOTE %		Election Day	Early Voting	Ballot By Mail	Provision al Ballots	Limited Ballots
Dayna Oscherwitz	188	45.85%	<div><div></div></div>	95	89	4	0	0
Ajikwaga Felli	47	11.46%	<div><div></div></div>	22	23	2	0	0
Angela Powell	175	42.68%	<div><div></div></div>	73	95	7	0	0
Total Votes Cast	410	100.00%	<div><div></div></div>	190	207	13	0	0
Overvotes	0			0	0	0	0	0
Undervotes	54			22	32	0	0	0
Contest Totals	464			212	239	13	0	0

Trustee, Place 3 Plano

Vote For 1

	TOTAL	VOTE %		Election Day	Early Voting	Ballot By Mail	Provision al Ballots	Limited Ballots
Nancy C. Humphrey	338	79.72%	<div><div></div></div>	164	165	9	0	0
Lynn Walling	86	20.28%	<div><div></div></div>	35	47	4	0	0
Total Votes Cast	424	100.00%	<div><div></div></div>	199	212	13	0	0
Overvotes	0			0	0	0	0	0
Undervotes	40			13	27	0	0	0
Contest Totals	464			212	239	13	0	0

Summary Results Report
May 1st, 2021 City/School General and Special
Elections
May 1st, 2021

Final Results
SOVC
Collin County

094

Trustee, Place 6 Plano

Vote For 1

	TOTAL	VOTE %		Election Day	Early Voting	Ballot By Mail	Provision al Ballots	Limited Ballots
Marilyn Loughray	138	35.75%	<div><div></div></div>	60	73	5	0	0
Jeri Chambers	248	64.25%	<div><div></div></div>	117	123	8	0	0
Total Votes Cast	386	100.00%	<div><div></div></div>	177	196	13	0	0
Overvotes	0			0	0	0	0	0
Undervotes	78			35	43	0	0	0
Contest Totals	464			212	239	13	0	0

Trustee, Place 7 Collin County Community College

Vote For 1

	TOTAL	VOTE %		Election Day	Early Voting	Ballot By Mail	Provision al Ballots	Limited Ballots
Jim Orr	171	42.86%	<div><div></div></div>	70	94	7	0	0
Helen Chang	228	57.14%	<div><div></div></div>	114	108	6	0	0
Total Votes Cast	399	100.00%	<div><div></div></div>	184	202	13	0	0
Overvotes	0			0	0	0	0	0
Undervotes	65			28	37	0	0	0
Contest Totals	464			212	239	13	0	0

Trustee, Place 8 Collin County Community College

Vote For 1

	TOTAL	VOTE %		Election Day	Early Voting	Ballot By Mail	Provision al Ballots	Limited Ballots
Misty Irby	215	55.56%	<div><div></div></div>	118	90	7	0	0
Bob Collins	172	44.44%	<div><div></div></div>	61	105	6	0	0
Total Votes Cast	387	100.00%	<div><div></div></div>	179	195	13	0	0
Overvotes	0			0	0	0	0	0
Undervotes	77			33	44	0	0	0
Contest Totals	464			212	239	13	0	0

Trustee, Place 9 Collin County Community College

Vote For 1

	TOTAL	VOTE %		Election Day	Early Voting	Ballot By Mail	Provision al Ballots	Limited Ballots
Andy Hardin	224	59.10%	<div><div></div></div>	95	123	6	0	0
Jacoby Stewart Sr.	155	40.90%	<div><div></div></div>	79	69	7	0	0
Total Votes Cast	379	100.00%	<div><div></div></div>	174	192	13	0	0
Overvotes	0			0	0	0	0	0
Undervotes	85			38	47	0	0	0
Contest Totals	464			212	239	13	0	0

Summary Results Report
May 1st, 2021 City/School General and Special
Elections
May 1st, 2021

Final Results
SOVC
Collin County

095

Statistics

	TOTAL	Election Day	Early Voting	Ballot By Mail	Provisional Ballots	Limited Ballots
Registered Voters - Total	2,976					
Ballots Cast - Total	438	125	295	17	1	0
Voter Turnout - Total	14.72%					

Councilmember, Place No. 1 Allen

Vote For 1

	TOTAL	VOTE %	Election Day	Early Voting	Ballot By Mail	Provisional Ballots	Limited Ballots
Christopher Gaspard	12	3.06%	2	8	2	0	0
Malcom J. Wilkinson	8	2.04%	2	5	1	0	0
Daren Meis	177	45.15%	49	126	1	1	0
Nathan Polsky	22	5.61%	3	17	2	0	0
Andre Hines	16	4.08%	7	9	0	0	0
Dwight Burns	157	40.05%	49	101	7	0	0
Total Votes Cast	392	100.00%	112	266	13	1	0
Overvotes	0		0	0	0	0	0
Undervotes	46		13	29	4	0	0
Contest Totals	438		125	295	17	1	0

Councilmember, Place No. 3 Allen

Vote For 1

	TOTAL	VOTE %	Election Day	Early Voting	Ballot By Mail	Provisional Ballots	Limited Ballots
Joseph Jackson	6	1.44%	2	4	0	0	0
Joey Herald	102	24.40%	29	72	1	0	0
Lauren Doherty	162	38.76%	47	103	12	0	0
Dave Cornette	146	34.93%	43	101	1	1	0
Kenneth Wineburg, Jr.	2	0.48%	1	1	0	0	0
Total Votes Cast	418	100.00%	122	281	14	1	0
Overvotes	0		0	0	0	0	0
Undervotes	20		3	14	3	0	0
Contest Totals	438		125	295	17	1	0

Councilmember, Place No. 5 Allen

Vote For 1

	TOTAL	VOTE %	Election Day	Early Voting	Ballot By Mail	Provisional Ballots	Limited Ballots
Diane Martin	47	12.21%	15	28	4	0	0
Dave Shafer	168	43.64%	39	127	1	1	0
Philip Brewer	166	43.12%	53	106	7	0	0
Edson Mureeba	4	1.04%	0	3	1	0	0
Total Votes Cast	385	100.00%	107	264	13	1	0
Overvotes	0		0	0	0	0	0
Undervotes	53		18	31	4	0	0
Contest Totals	438		125	295	17	1	0

Summary Results Report
May 1st, 2021 City/School General and Special
Elections
May 1st, 2021

Final Results
SOVC
Collin County

095

School District Board of Trustees, Place 1 Allen

Vote For 1

	TOTAL	VOTE %		Election Day	Early Voting	Ballot By Mail	Provision al Ballots	Limited Ballots
Jorge J. Torres	83	21.84%	<div><div></div></div>	30	48	5	0	0
Sarah Mitchell	297	78.16%	<div><div></div></div>	80	207	9	1	0
Total Votes Cast	380	100.00%	<div><div></div></div>	110	255	14	1	0
Overvotes	0			0	0	0	0	0
Undervotes	58			15	40	3	0	0
Contest Totals	438			125	295	17	1	0

School District Board of Trustees, Place 2 Allen

Vote For 1

	TOTAL	VOTE %		Election Day	Early Voting	Ballot By Mail	Provision al Ballots	Limited Ballots
David W. Noll	247	68.80%	<div><div></div></div>	64	177	5	1	0
Stacey Greer	112	31.20%	<div><div></div></div>	37	66	9	0	0
Total Votes Cast	359	100.00%	<div><div></div></div>	101	243	14	1	0
Overvotes	0			0	0	0	0	0
Undervotes	79			24	52	3	0	0
Contest Totals	438			125	295	17	1	0

School District Board of Trustees, Place 3 Allen

Vote For 1

	TOTAL	VOTE %		Election Day	Early Voting	Ballot By Mail	Provision al Ballots	Limited Ballots
Kevin Cameron	298	83.01%	<div><div></div></div>	75	213	9	1	0
Deepak Kaithakkapuzha	61	16.99%	<div><div></div></div>	22	34	5	0	0
Total Votes Cast	359	100.00%	<div><div></div></div>	97	247	14	1	0
Overvotes	0			0	0	0	0	0
Undervotes	79			28	48	3	0	0
Contest Totals	438			125	295	17	1	0

Proposition A Allen ISD

Vote For 1

	TOTAL	VOTE %		Election Day	Early Voting	Ballot By Mail	Provision al Ballots	Limited Ballots
For	393	90.97%	<div><div></div></div>	115	262	15	1	0
Against	39	9.03%	<div><div></div></div>	8	29	2	0	0
Total Votes Cast	432	100.00%	<div><div></div></div>	123	291	17	1	0
Overvotes	0			0	0	0	0	0
Undervotes	6			2	4	0	0	0
Contest Totals	438			125	295	17	1	0

Summary Results Report
May 1st, 2021 City/School General and Special
Elections
May 1st, 2021

Final Results
SOVC
Collin County

095

Trustee, Place 7 Collin County Community College

Vote For 1

	TOTAL	VOTE %		Election Day	Early Voting	Ballot By Mail	Provision al Ballots	Limited Ballots
Jim Orr	207	56.40%	<div><div></div></div>	55	149	2	1	0
Helen Chang	160	43.60%	<div><div></div></div>	55	93	12	0	0
Total Votes Cast	367	100.00%	<div><div></div></div>	110	242	14	1	0
Overvotes	0			0	0	0	0	0
Undervotes	71			15	53	3	0	0
Contest Totals	438			125	295	17	1	0

Trustee, Place 8 Collin County Community College

Vote For 1

	TOTAL	VOTE %		Election Day	Early Voting	Ballot By Mail	Provision al Ballots	Limited Ballots
Misty Irby	169	46.94%	<div><div></div></div>	61	97	11	0	0
Bob Collins	191	53.06%	<div><div></div></div>	48	140	2	1	0
Total Votes Cast	360	100.00%	<div><div></div></div>	109	237	13	1	0
Overvotes	0			0	0	0	0	0
Undervotes	78			16	58	4	0	0
Contest Totals	438			125	295	17	1	0

Trustee, Place 9 Collin County Community College

Vote For 1

	TOTAL	VOTE %		Election Day	Early Voting	Ballot By Mail	Provision al Ballots	Limited Ballots
Andy Hardin	232	67.25%	<div><div></div></div>	62	161	8	1	0
Jacoby Stewart Sr.	113	32.75%	<div><div></div></div>	41	68	4	0	0
Total Votes Cast	345	100.00%	<div><div></div></div>	103	229	12	1	0
Overvotes	0			0	0	0	0	0
Undervotes	93			22	66	5	0	0
Contest Totals	438			125	295	17	1	0

Summary Results Report
May 1st, 2021 City/School General and Special
Elections
May 1st, 2021

Final Results
SOVC
Collin County

096

Statistics

	TOTAL	Election Day	Early Voting	Ballot By Mail	Provisional Ballots	Limited Ballots
Registered Voters - Total	1,344					
Ballots Cast - Total	169	44	120	5	0	0
Voter Turnout - Total	12.57%					

Mayor McKinney

Vote For 1

	TOTAL	VOTE %		Election Day	Early Voting	Ballot By Mail	Provisional Ballots	Limited Ballots
Jimmy R. Stewart	13	7.69%	<div><div></div></div>	3	9	1	0	0
George Fuller	114	67.46%	<div><div></div></div>	24	86	4	0	0
Tom Meredith	42	24.85%	<div><div></div></div>	17	25	0	0	0
Total Votes Cast	169	100.00%	<div><div></div></div>	44	120	5	0	0
Overvotes	0			0	0	0	0	0
Undervotes	0			0	0	0	0	0
Contest Totals	169			44	120	5	0	0

Council Member, District No. 1 McKinney District 1

Vote For 1

	TOTAL	VOTE %		Election Day	Early Voting	Ballot By Mail	Provisional Ballots	Limited Ballots
Cris Treviño	33	22.60%	<div><div></div></div>	11	22	0	0	0
Johnny Moore	15	10.27%	<div><div></div></div>	4	10	1	0	0
Stan Penn	37	25.34%	<div><div></div></div>	13	24	0	0	0
Justin Beller	61	41.78%	<div><div></div></div>	12	47	2	0	0
Total Votes Cast	146	100.00%	<div><div></div></div>	40	103	3	0	0
Overvotes	0			0	0	0	0	0
Undervotes	23			4	17	2	0	0
Contest Totals	169			44	120	5	0	0

City Council At Large McKinney

Vote For 1

	TOTAL	VOTE %		Election Day	Early Voting	Ballot By Mail	Provisional Ballots	Limited Ballots
Brian J. Magnuson	46	33.58%	<div><div></div></div>	15	31	0	0	0
Charlie Philips	91	66.42%	<div><div></div></div>	23	63	5	0	0
Total Votes Cast	137	100.00%	<div><div></div></div>	38	94	5	0	0
Overvotes	0			0	0	0	0	0
Undervotes	32			6	26	0	0	0
Contest Totals	169			44	120	5	0	0

Summary Results Report
May 1st, 2021 City/School General and Special
Elections
May 1st, 2021

Final Results
SOVC
Collin County

096

School District Board of Trustees, Place 1 McKinney District 1

Vote For 1

	TOTAL	VOTE %		Election Day	Early Voting	Ballot By Mail	Provisional Ballots	Limited Ballots
Maria McKinzie	7	38.89%	<div><div></div></div>	1	6	0	0	0
Larry Jagours	11	61.11%	<div><div></div></div>	2	9	0	0	0
Total Votes Cast	18	100.00%	<div><div></div></div>	3	15	0	0	0
Overvotes	0			0	0	0	0	0
Undervotes	8			1	7	0	0	0
Contest Totals	26			4	22	0	0	0

School District Board of Trustees, Place 2 McKinney District 2

Vote For 1

	TOTAL	VOTE %		Election Day	Early Voting	Ballot By Mail	Provisional Ballots	Limited Ballots
Philip Hassler	59	60.20%	<div><div></div></div>	14	44	1	0	0
Anthony Congine	39	39.80%	<div><div></div></div>	13	26	0	0	0
Total Votes Cast	98	100.00%	<div><div></div></div>	27	70	1	0	0
Overvotes	0			0	0	0	0	0
Undervotes	37			9	24	4	0	0
Contest Totals	135			36	94	5	0	0

School District Board Of Trustees, Place 7 McKinney

Vote For 1

	TOTAL	VOTE %		Election Day	Early Voting	Ballot By Mail	Provisional Ballots	Limited Ballots
Serena Ashcroft	41	28.28%	<div><div></div></div>	11	30	0	0	0
Joy Booth	38	26.21%	<div><div></div></div>	9	28	1	0	0
Harvey Oaxaca	61	42.07%	<div><div></div></div>	16	43	2	0	0
J.B. Franze	5	3.45%	<div><div></div></div>	1	4	0	0	0
Total Votes Cast	145	100.00%	<div><div></div></div>	37	105	3	0	0
Overvotes	0			0	0	0	0	0
Undervotes	24			7	15	2	0	0
Contest Totals	169			44	120	5	0	0

Proposition A McKinney ISD

Vote For 1

	TOTAL	VOTE %		Election Day	Early Voting	Ballot By Mail	Provisional Ballots	Limited Ballots
For	115	71.88%	<div><div></div></div>	27	84	4	0	0
Against	45	28.12%	<div><div></div></div>	15	29	1	0	0
Total Votes Cast	160	100.00%	<div><div></div></div>	42	113	5	0	0
Overvotes	0			0	0	0	0	0
Undervotes	9			2	7	0	0	0
Contest Totals	169			44	120	5	0	0

Summary Results Report
May 1st, 2021 City/School General and Special
Elections
May 1st, 2021

Final Results
SOVC
Collin County

096

Proposition B McKinney ISD

Vote For 1

	TOTAL	VOTE %		Election Day	Early Voting	Ballot By Mail	Provision al Ballots	Limited Ballots
For	94	58.75%	<div><div></div></div>	22	67	5	0	0
Against	66	41.25%	<div><div></div></div>	20	46	0	0	0
Total Votes Cast	160	100.00%	<div><div></div></div>	42	113	5	0	0
Overvotes	0			0	0	0	0	0
Undervotes	9			2	7	0	0	0
Contest Totals	169			44	120	5	0	0

Proposition C McKinney ISD

Vote For 1

	TOTAL	VOTE %		Election Day	Early Voting	Ballot By Mail	Provision al Ballots	Limited Ballots
For	97	59.51%	<div><div></div></div>	22	70	5	0	0
Against	66	40.49%	<div><div></div></div>	21	45	0	0	0
Total Votes Cast	163	100.00%	<div><div></div></div>	43	115	5	0	0
Overvotes	0			0	0	0	0	0
Undervotes	6			1	5	0	0	0
Contest Totals	169			44	120	5	0	0

Proposition D McKinney ISD

Vote For 1

	TOTAL	VOTE %		Election Day	Early Voting	Ballot By Mail	Provision al Ballots	Limited Ballots
For	97	59.51%	<div><div></div></div>	22	70	5	0	0
Against	66	40.49%	<div><div></div></div>	20	46	0	0	0
Total Votes Cast	163	100.00%	<div><div></div></div>	42	116	5	0	0
Overvotes	0			0	0	0	0	0
Undervotes	6			2	4	0	0	0
Contest Totals	169			44	120	5	0	0

Trustee, Place 7 Collin County Community College

Vote For 1

	TOTAL	VOTE %		Election Day	Early Voting	Ballot By Mail	Provision al Ballots	Limited Ballots
Jim Orr	70	55.12%	<div><div></div></div>	17	53	0	0	0
Helen Chang	57	44.88%	<div><div></div></div>	16	38	3	0	0
Total Votes Cast	127	100.00%	<div><div></div></div>	33	91	3	0	0
Overvotes	0			0	0	0	0	0
Undervotes	42			11	29	2	0	0
Contest Totals	169			44	120	5	0	0

Summary Results Report
May 1st, 2021 City/School General and Special
Elections
May 1st, 2021

Final Results
SOVC
Collin County

096

Trustee, Place 8 Collin County Community College

Vote For 1

	TOTAL	VOTE %		Election Day	Early Voting	Ballot By Mail	Provision al Ballots	Limited Ballots
Misty Irby	63	50.81%	<div><div></div></div>	16	47	0	0	0
Bob Collins	61	49.19%	<div><div></div></div>	19	41	1	0	0
Total Votes Cast	124	100.00%	<div><div></div></div>	35	88	1	0	0
Overvotes	0			0	0	0	0	0
Undervotes	45			9	32	4	0	0
Contest Totals	169			44	120	5	0	0

Trustee, Place 9 Collin County Community College

Vote For 1

	TOTAL	VOTE %		Election Day	Early Voting	Ballot By Mail	Provision al Ballots	Limited Ballots
Andy Hardin	90	72.58%	<div><div></div></div>	22	67	1	0	0
Jacoby Stewart Sr.	34	27.42%	<div><div></div></div>	12	22	0	0	0
Total Votes Cast	124	100.00%	<div><div></div></div>	34	89	1	0	0
Overvotes	0			0	0	0	0	0
Undervotes	45			10	31	4	0	0
Contest Totals	169			44	120	5	0	0

Summary Results Report
May 1st, 2021 City/School General and Special
Elections
May 1st, 2021

Final Results
SOVC
Collin County

097

Statistics

	TOTAL	Election Day	Early Voting	Ballot By Mail	Provisional Ballots	Limited Ballots
Registered Voters - Total	1,315					
Ballots Cast - Total	441	82	347	12	0	0
Voter Turnout - Total	33.54%					

Mayor McKinney

Vote For 1

	TOTAL	VOTE %		Election Day	Early Voting	Ballot By Mail	Provisional Ballots	Limited Ballots
Jimmy R. Stewart	2	0.46%	<div><div></div></div>	0	2	0	0	0
George Fuller	322	73.52%	<div><div></div></div>	50	261	11	0	0
Tom Meredith	114	26.03%	<div><div></div></div>	32	81	1	0	0
Total Votes Cast	438	100.00%	<div><div></div></div>	82	344	12	0	0
Overvotes	0			0	0	0	0	0
Undervotes	3			0	3	0	0	0
Contest Totals	441			82	347	12	0	0

City Council At Large McKinney

Vote For 1

	TOTAL	VOTE %		Election Day	Early Voting	Ballot By Mail	Provisional Ballots	Limited Ballots
Brian J. Magnuson	123	32.71%	<div><div></div></div>	31	89	3	0	0
Charlie Philips	253	67.29%	<div><div></div></div>	41	203	9	0	0
Total Votes Cast	376	100.00%	<div><div></div></div>	72	292	12	0	0
Overvotes	0			0	0	0	0	0
Undervotes	65			10	55	0	0	0
Contest Totals	441			82	347	12	0	0

School District Board of Trustees, Place 2 McKinney District 2

Vote For 1

	TOTAL	VOTE %		Election Day	Early Voting	Ballot By Mail	Provisional Ballots	Limited Ballots
Philip Hassler	0			0	0	0	0	0
Anthony Congine	0			0	0	0	0	0
Total Votes Cast	0			0	0	0	0	0
Overvotes	0			0	0	0	0	0
Undervotes	0			0	0	0	0	0
Contest Totals	0			0	0	0	0	0

School District Board of Trustees, Place 3 McKinney District 3

Vote For 1

	TOTAL	VOTE %		Election Day	Early Voting	Ballot By Mail	Provisional Ballots	Limited Ballots
Kathy Livezey	149	40.71%	<div><div></div></div>	25	120	4	0	0
Erwin Garcia	30	8.20%	<div><div></div></div>	8	21	1	0	0
Chad Green	187	51.09%	<div><div></div></div>	39	143	5	0	0
Total Votes Cast	366	100.00%	<div><div></div></div>	72	284	10	0	0
Overvotes	0			0	0	0	0	0
Undervotes	75			10	63	2	0	0
Contest Totals	441			82	347	12	0	0

Summary Results Report
May 1st, 2021 City/School General and Special
Elections
May 1st, 2021

Final Results
SOVC
Collin County

097

School District Board Of Trustees, Place 7 McKinney

Vote For 1

	TOTAL	VOTE %		Election Day	Early Voting	Ballot By Mail	Provision al Ballots	Limited Ballots
Serena Ashcroft	103	26.55%	<div><div></div></div>	27	75	1	0	0
Joy Booth	46	11.86%	<div><div></div></div>	6	35	5	0	0
Harvey Oaxaca	229	59.02%	<div><div></div></div>	32	194	3	0	0
J.B. Franze	10	2.58%	<div><div></div></div>	2	7	1	0	0
Total Votes Cast	388	100.00%	<div><div></div></div>	67	311	10	0	0
Overvotes	0			0	0	0	0	0
Undervotes	53			15	36	2	0	0
Contest Totals	441			82	347	12	0	0

Proposition A McKinney ISD

Vote For 1

	TOTAL	VOTE %		Election Day	Early Voting	Ballot By Mail	Provision al Ballots	Limited Ballots
For	315	74.64%	<div><div></div></div>	47	256	12	0	0
Against	107	25.36%	<div><div></div></div>	31	76	0	0	0
Total Votes Cast	422	100.00%	<div><div></div></div>	78	332	12	0	0
Overvotes	0			0	0	0	0	0
Undervotes	19			4	15	0	0	0
Contest Totals	441			82	347	12	0	0

Proposition B McKinney ISD

Vote For 1

	TOTAL	VOTE %		Election Day	Early Voting	Ballot By Mail	Provision al Ballots	Limited Ballots
For	274	64.78%	<div><div></div></div>	46	218	10	0	0
Against	149	35.22%	<div><div></div></div>	31	116	2	0	0
Total Votes Cast	423	100.00%	<div><div></div></div>	77	334	12	0	0
Overvotes	0			0	0	0	0	0
Undervotes	18			5	13	0	0	0
Contest Totals	441			82	347	12	0	0

Proposition C McKinney ISD

Vote For 1

	TOTAL	VOTE %		Election Day	Early Voting	Ballot By Mail	Provision al Ballots	Limited Ballots
For	272	63.40%	<div><div></div></div>	45	217	10	0	0
Against	157	36.60%	<div><div></div></div>	33	122	2	0	0
Total Votes Cast	429	100.00%	<div><div></div></div>	78	339	12	0	0
Overvotes	0			0	0	0	0	0
Undervotes	12			4	8	0	0	0
Contest Totals	441			82	347	12	0	0

Summary Results Report
May 1st, 2021 City/School General and Special
Elections
May 1st, 2021

Final Results
SOVC
Collin County

097

Proposition D McKinney ISD

Vote For 1

	TOTAL	VOTE %		Election Day	Early Voting	Ballot By Mail	Provision al Ballots	Limited Ballots
For	260	61.18%	<div><div></div></div>	42	208	10	0	0
Against	165	38.82%	<div><div></div></div>	37	126	2	0	0
Total Votes Cast	425	100.00%	<div><div></div></div>	79	334	12	0	0
Overvotes	0			0	0	0	0	0
Undervotes	16			3	13	0	0	0
Contest Totals	441			82	347	12	0	0

Trustee, Place 7 Collin County Community College

Vote For 1

	TOTAL	VOTE %		Election Day	Early Voting	Ballot By Mail	Provision al Ballots	Limited Ballots
Jim Orr	198	62.07%	<div><div></div></div>	41	153	4	0	0
Helen Chang	121	37.93%	<div><div></div></div>	20	95	6	0	0
Total Votes Cast	319	100.00%	<div><div></div></div>	61	248	10	0	0
Overvotes	0			0	0	0	0	0
Undervotes	122			21	99	2	0	0
Contest Totals	441			82	347	12	0	0

Trustee, Place 8 Collin County Community College

Vote For 1

	TOTAL	VOTE %		Election Day	Early Voting	Ballot By Mail	Provision al Ballots	Limited Ballots
Misty Irby	127	41.10%	<div><div></div></div>	21	100	6	0	0
Bob Collins	182	58.90%	<div><div></div></div>	37	141	4	0	0
Total Votes Cast	309	100.00%	<div><div></div></div>	58	241	10	0	0
Overvotes	0			0	0	0	0	0
Undervotes	132			24	106	2	0	0
Contest Totals	441			82	347	12	0	0

Trustee, Place 9 Collin County Community College

Vote For 1

	TOTAL	VOTE %		Election Day	Early Voting	Ballot By Mail	Provision al Ballots	Limited Ballots
Andy Hardin	249	78.80%	<div><div></div></div>	49	193	7	0	0
Jacoby Stewart Sr.	67	21.20%	<div><div></div></div>	11	53	3	0	0
Total Votes Cast	316	100.00%	<div><div></div></div>	60	246	10	0	0
Overvotes	0			0	0	0	0	0
Undervotes	125			22	101	2	0	0
Contest Totals	441			82	347	12	0	0

Summary Results Report
May 1st, 2021 City/School General and Special
Elections
May 1st, 2021

Final Results
SOVC
Collin County

098

Statistics

	TOTAL	Election Day	Early Voting	Ballot By Mail	Provision al Ballots	Limited Ballots
Registered Voters - Total	1,305					
Ballots Cast - Total	160	41	105	14	0	0
Voter Turnout - Total	12.26%					

Mayor McKinney

Vote For 1

	TOTAL	VOTE %		Election Day	Early Voting	Ballot By Mail	Provision al Ballots	Limited Ballots
Jimmy R. Stewart	3	1.92%	<div><div></div></div>	1	1	1	0	0
George Fuller	124	79.49%	<div><div></div></div>	25	89	10	0	0
Tom Meredith	29	18.59%	<div><div></div></div>	13	13	3	0	0
Total Votes Cast	156	100.00%	<div><div></div></div>	39	103	14	0	0
Overvotes	0			0	0	0	0	0
Undervotes	4			2	2	0	0	0
Contest Totals	160			41	105	14	0	0

Council Member, District No. 1 McKinney District 1

Vote For 1

	TOTAL	VOTE %		Election Day	Early Voting	Ballot By Mail	Provision al Ballots	Limited Ballots
Cris Treviño	32	23.70%	<div><div></div></div>	7	21	4	0	0
Johnny Moore	12	8.89%	<div><div></div></div>	6	6	0	0	0
Stan Penn	38	28.15%	<div><div></div></div>	11	23	4	0	0
Justin Beller	53	39.26%	<div><div></div></div>	8	42	3	0	0
Total Votes Cast	135	100.00%	<div><div></div></div>	32	92	11	0	0
Overvotes	0			0	0	0	0	0
Undervotes	25			9	13	3	0	0
Contest Totals	160			41	105	14	0	0

City Council At Large McKinney

Vote For 1

	TOTAL	VOTE %		Election Day	Early Voting	Ballot By Mail	Provision al Ballots	Limited Ballots
Brian J. Magnuson	35	26.92%	<div><div></div></div>	12	19	4	0	0
Charlie Philips	95	73.08%	<div><div></div></div>	22	66	7	0	0
Total Votes Cast	130	100.00%	<div><div></div></div>	34	85	11	0	0
Overvotes	0			0	0	0	0	0
Undervotes	30			7	20	3	0	0
Contest Totals	160			41	105	14	0	0

Summary Results Report
May 1st, 2021 City/School General and Special
Elections
May 1st, 2021

Final Results
SOVC
Collin County

098

School District Board of Trustees, Place 1 McKinney District 1

Vote For 1

	TOTAL	VOTE %		Election Day	Early Voting	Ballot By Mail	Provisional Ballots	Limited Ballots
Maria McKinzie	4	44.44%	<div><div></div></div>	1	3	0	0	0
Larry Jagours	5	55.56%	<div><div></div></div>	0	5	0	0	0
Total Votes Cast	9	100.00%	<div><div></div></div>	1	8	0	0	0
Overvotes	0			0	0	0	0	0
Undervotes	0			0	0	0	0	0
Contest Totals	9			1	8	0	0	0

School District Board Of Trustees, Place 7 McKinney

Vote For 1

	TOTAL	VOTE %		Election Day	Early Voting	Ballot By Mail	Provisional Ballots	Limited Ballots
Serena Ashcroft	27	28.42%	<div><div></div></div>	10	16	1	0	0
Joy Booth	17	17.89%	<div><div></div></div>	2	13	2	0	0
Harvey Oaxaca	49	51.58%	<div><div></div></div>	10	32	7	0	0
J.B. Franze	2	2.11%	<div><div></div></div>	1	1	0	0	0
Total Votes Cast	95	100.00%	<div><div></div></div>	23	62	10	0	0
Overvotes	1			0	0	1	0	0
Undervotes	30			6	21	3	0	0
Contest Totals	126			29	83	14	0	0

Proposition A McKinney ISD

Vote For 1

	TOTAL	VOTE %		Election Day	Early Voting	Ballot By Mail	Provisional Ballots	Limited Ballots
For	87	75.00%	<div><div></div></div>	21	62	4	0	0
Against	29	25.00%	<div><div></div></div>	8	14	7	0	0
Total Votes Cast	116	100.00%	<div><div></div></div>	29	76	11	0	0
Overvotes	0			0	0	0	0	0
Undervotes	10			0	7	3	0	0
Contest Totals	126			29	83	14	0	0

Proposition B McKinney ISD

Vote For 1

	TOTAL	VOTE %		Election Day	Early Voting	Ballot By Mail	Provisional Ballots	Limited Ballots
For	74	67.89%	<div><div></div></div>	16	54	4	0	0
Against	35	32.11%	<div><div></div></div>	10	18	7	0	0
Total Votes Cast	109	100.00%	<div><div></div></div>	26	72	11	0	0
Overvotes	0			0	0	0	0	0
Undervotes	17			3	11	3	0	0
Contest Totals	126			29	83	14	0	0

Summary Results Report
May 1st, 2021 City/School General and Special
Elections
May 1st, 2021

Final Results
SOVC
Collin County

098

Proposition C McKinney ISD

Vote For 1

	TOTAL	VOTE %		Election Day	Early Voting	Ballot By Mail	Provision al Ballots	Limited Ballots
For	76	66.67%	<div><div></div></div>	18	52	6	0	0
Against	38	33.33%	<div><div></div></div>	10	22	6	0	0
Total Votes Cast	114	100.00%	<div><div></div></div>	28	74	12	0	0
Overvotes	0			0	0	0	0	0
Undervotes	12			1	9	2	0	0
Contest Totals	126			29	83	14	0	0

Proposition D McKinney ISD

Vote For 1

	TOTAL	VOTE %		Election Day	Early Voting	Ballot By Mail	Provision al Ballots	Limited Ballots
For	67	60.36%	<div><div></div></div>	14	48	5	0	0
Against	44	39.64%	<div><div></div></div>	15	22	7	0	0
Total Votes Cast	111	100.00%	<div><div></div></div>	29	70	12	0	0
Overvotes	0			0	0	0	0	0
Undervotes	15			0	13	2	0	0
Contest Totals	126			29	83	14	0	0

Trustee, Place 7 Collin County Community College

Vote For 1

	TOTAL	VOTE %		Election Day	Early Voting	Ballot By Mail	Provision al Ballots	Limited Ballots
Jim Orr	58	51.33%	<div><div></div></div>	13	42	3	0	0
Helen Chang	55	48.67%	<div><div></div></div>	19	29	7	0	0
Total Votes Cast	113	100.00%	<div><div></div></div>	32	71	10	0	0
Overvotes	0			0	0	0	0	0
Undervotes	47			9	34	4	0	0
Contest Totals	160			41	105	14	0	0

Trustee, Place 8 Collin County Community College

Vote For 1

	TOTAL	VOTE %		Election Day	Early Voting	Ballot By Mail	Provision al Ballots	Limited Ballots
Misty Irby	50	47.17%	<div><div></div></div>	13	31	6	0	0
Bob Collins	56	52.83%	<div><div></div></div>	17	35	4	0	0
Total Votes Cast	106	100.00%	<div><div></div></div>	30	66	10	0	0
Overvotes	0			0	0	0	0	0
Undervotes	54			11	39	4	0	0
Contest Totals	160			41	105	14	0	0

Summary Results Report
 May 1st, 2021 City/School General and Special
 Elections
 May 1st, 2021

Final Results
 SOVC
 Collin County

098

Trustee, Place 9 Collin County Community College

Vote For 1

	TOTAL	VOTE %		Election Day	Early Voting	Ballot By Mail	Provision al Ballots	Limited Ballots
Andy Hardin	68	68.00%	<div><div></div></div>	22	43	3	0	0
Jacoby Stewart Sr.	32	32.00%	<div><div></div></div>	8	18	6	0	0
Total Votes Cast	100	100.00%	<div><div></div></div>	30	61	9	0	0
Overvotes	0			0	0	0	0	0
Undervotes	60			11	44	5	0	0
Contest Totals	160			41	105	14	0	0

Summary Results Report
May 1st, 2021 City/School General and Special
Elections
May 1st, 2021

Final Results
SOVC
Collin County

099

Statistics

	TOTAL	Election Day	Early Voting	Ballot By Mail	Provisional Ballots	Limited Ballots
Registered Voters - Total	277					
Ballots Cast - Total	27	9	18	0	0	0
Voter Turnout - Total	9.75%					

Mayor McKinney

Vote For 1

	TOTAL	VOTE %		Election Day	Early Voting	Ballot By Mail	Provisional Ballots	Limited Ballots
Jimmy R. Stewart	2	7.69%	<div><div></div></div>	0	2	0	0	0
George Fuller	15	57.69%	<div><div></div></div>	4	11	0	0	0
Tom Meredith	9	34.62%	<div><div></div></div>	5	4	0	0	0
Total Votes Cast	26	100.00%	<div><div></div></div>	9	17	0	0	0
Overvotes	0			0	0	0	0	0
Undervotes	1			0	1	0	0	0
Contest Totals	27			9	18	0	0	0

Council Member, District No. 3 McKinney District 3

Vote For 1

	TOTAL	VOTE %		Election Day	Early Voting	Ballot By Mail	Provisional Ballots	Limited Ballots
Vicente Torres	12	46.15%	<div><div></div></div>	5	7	0	0	0
Gere' Feltus	14	53.85%	<div><div></div></div>	4	10	0	0	0
Total Votes Cast	26	100.00%	<div><div></div></div>	9	17	0	0	0
Overvotes	0			0	0	0	0	0
Undervotes	1			0	1	0	0	0
Contest Totals	27			9	18	0	0	0

City Council At Large McKinney

Vote For 1

	TOTAL	VOTE %		Election Day	Early Voting	Ballot By Mail	Provisional Ballots	Limited Ballots
Brian J. Magnuson	9	37.50%	<div><div></div></div>	4	5	0	0	0
Charlie Philips	15	62.50%	<div><div></div></div>	4	11	0	0	0
Total Votes Cast	24	100.00%	<div><div></div></div>	8	16	0	0	0
Overvotes	0			0	0	0	0	0
Undervotes	3			1	2	0	0	0
Contest Totals	27			9	18	0	0	0

School District Board of Trustees, Place 2 McKinney District 2

Vote For 1

	TOTAL	VOTE %		Election Day	Early Voting	Ballot By Mail	Provisional Ballots	Limited Ballots
Philip Hassler	14	56.00%	<div><div></div></div>	3	11	0	0	0
Anthony Congine	11	44.00%	<div><div></div></div>	5	6	0	0	0
Total Votes Cast	25	100.00%	<div><div></div></div>	8	17	0	0	0
Overvotes	0			0	0	0	0	0
Undervotes	2			1	1	0	0	0
Contest Totals	27			9	18	0	0	0

Summary Results Report
May 1st, 2021 City/School General and Special
Elections
May 1st, 2021

Final Results
SOVC
Collin County

099

School District Board Of Trustees, Place 7 McKinney

Vote For 1

	TOTAL	VOTE %		Election Day	Early Voting	Ballot By Mail	Provision al Ballots	Limited Ballots
Serena Ashcroft	10	40.00%	<div><div></div></div>	4	6	0	0	0
Joy Booth	4	16.00%	<div><div></div></div>	2	2	0	0	0
Harvey Oaxaca	11	44.00%	<div><div></div></div>	3	8	0	0	0
J.B. Franze	0	0.00%	<div><div></div></div>	0	0	0	0	0
Total Votes Cast	25	100.00%	<div><div></div></div>	9	16	0	0	0
Overvotes	0			0	0	0	0	0
Undervotes	2			0	2	0	0	0
Contest Totals	27			9	18	0	0	0

Proposition A McKinney ISD

Vote For 1

	TOTAL	VOTE %		Election Day	Early Voting	Ballot By Mail	Provision al Ballots	Limited Ballots
For	20	74.07%	<div><div></div></div>	5	15	0	0	0
Against	7	25.93%	<div><div></div></div>	4	3	0	0	0
Total Votes Cast	27	100.00%	<div><div></div></div>	9	18	0	0	0
Overvotes	0			0	0	0	0	0
Undervotes	0			0	0	0	0	0
Contest Totals	27			9	18	0	0	0

Proposition B McKinney ISD

Vote For 1

	TOTAL	VOTE %		Election Day	Early Voting	Ballot By Mail	Provision al Ballots	Limited Ballots
For	14	51.85%	<div><div></div></div>	2	12	0	0	0
Against	13	48.15%	<div><div></div></div>	7	6	0	0	0
Total Votes Cast	27	100.00%	<div><div></div></div>	9	18	0	0	0
Overvotes	0			0	0	0	0	0
Undervotes	0			0	0	0	0	0
Contest Totals	27			9	18	0	0	0

Proposition C McKinney ISD

Vote For 1

	TOTAL	VOTE %		Election Day	Early Voting	Ballot By Mail	Provision al Ballots	Limited Ballots
For	13	48.15%	<div><div></div></div>	3	10	0	0	0
Against	14	51.85%	<div><div></div></div>	6	8	0	0	0
Total Votes Cast	27	100.00%	<div><div></div></div>	9	18	0	0	0
Overvotes	0			0	0	0	0	0
Undervotes	0			0	0	0	0	0
Contest Totals	27			9	18	0	0	0

Summary Results Report
May 1st, 2021 City/School General and Special
Elections
May 1st, 2021

Final Results
SOVC
Collin County

099

Proposition D McKinney ISD

Vote For 1

	TOTAL	VOTE %		Election Day	Early Voting	Ballot By Mail	Provision al Ballots	Limited Ballots
For	14	51.85%	<div><div></div></div>	3	11	0	0	0
Against	13	48.15%	<div><div></div></div>	6	7	0	0	0
Total Votes Cast	27	100.00%	<div><div></div></div>	9	18	0	0	0
Overvotes	0			0	0	0	0	0
Undervotes	0			0	0	0	0	0
Contest Totals	27			9	18	0	0	0

Trustee, Place 7 Collin County Community College

Vote For 1

	TOTAL	VOTE %		Election Day	Early Voting	Ballot By Mail	Provision al Ballots	Limited Ballots
Jim Orr	13	54.17%	<div><div></div></div>	6	7	0	0	0
Helen Chang	11	45.83%	<div><div></div></div>	2	9	0	0	0
Total Votes Cast	24	100.00%	<div><div></div></div>	8	16	0	0	0
Overvotes	0			0	0	0	0	0
Undervotes	3			1	2	0	0	0
Contest Totals	27			9	18	0	0	0

Trustee, Place 8 Collin County Community College

Vote For 1

	TOTAL	VOTE %		Election Day	Early Voting	Ballot By Mail	Provision al Ballots	Limited Ballots
Misty Irby	12	57.14%	<div><div></div></div>	4	8	0	0	0
Bob Collins	9	42.86%	<div><div></div></div>	3	6	0	0	0
Total Votes Cast	21	100.00%	<div><div></div></div>	7	14	0	0	0
Overvotes	0			0	0	0	0	0
Undervotes	6			2	4	0	0	0
Contest Totals	27			9	18	0	0	0

Trustee, Place 9 Collin County Community College

Vote For 1

	TOTAL	VOTE %		Election Day	Early Voting	Ballot By Mail	Provision al Ballots	Limited Ballots
Andy Hardin	13	59.09%	<div><div></div></div>	4	9	0	0	0
Jacoby Stewart Sr.	9	40.91%	<div><div></div></div>	3	6	0	0	0
Total Votes Cast	22	100.00%	<div><div></div></div>	7	15	0	0	0
Overvotes	0			0	0	0	0	0
Undervotes	5			2	3	0	0	0
Contest Totals	27			9	18	0	0	0

Summary Results Report
May 1st, 2021 City/School General and Special
Elections
May 1st, 2021

Final Results
SOVC
Collin County

100

Statistics

	TOTAL	Election Day	Early Voting	Ballot By Mail	Provision al Ballots	Limited Ballots
Registered Voters - Total	26					
Ballots Cast - Total	1	0	1	0	0	0
Voter Turnout - Total	3.85%					

Mayor McKinney

Vote For 1

	TOTAL	VOTE %		Election Day	Early Voting	Ballot By Mail	Provision al Ballots	Limited Ballots
Jimmy R. Stewart	1	100.00%	<div></div>	0	1	0	0	0
George Fuller	0	0.00%	<div></div>	0	0	0	0	0
Tom Meredith	0	0.00%	<div></div>	0	0	0	0	0
Total Votes Cast	1	100.00%	<div></div>	0	1	0	0	0
Overvotes	0			0	0	0	0	0
Undervotes	0			0	0	0	0	0
Contest Totals	1			0	1	0	0	0

Council Member, District No. 1 McKinney District 1

Vote For 1

	TOTAL	VOTE %		Election Day	Early Voting	Ballot By Mail	Provision al Ballots	Limited Ballots
Cris Treviño	0	0.00%	<div></div>	0	0	0	0	0
Johnny Moore	0	0.00%	<div></div>	0	0	0	0	0
Stan Penn	1	100.00%	<div></div>	0	1	0	0	0
Justin Beller	0	0.00%	<div></div>	0	0	0	0	0
Total Votes Cast	1	100.00%	<div></div>	0	1	0	0	0
Overvotes	0			0	0	0	0	0
Undervotes	0			0	0	0	0	0
Contest Totals	1			0	1	0	0	0

City Council At Large McKinney

Vote For 1

	TOTAL	VOTE %		Election Day	Early Voting	Ballot By Mail	Provision al Ballots	Limited Ballots
Brian J. Magnuson	0			0	0	0	0	0
Charlie Philips	0			0	0	0	0	0
Total Votes Cast	0			0	0	0	0	0
Overvotes	0			0	0	0	0	0
Undervotes	1			0	1	0	0	0
Contest Totals	1			0	1	0	0	0

Summary Results Report
May 1st, 2021 City/School General and Special
Elections
May 1st, 2021

Final Results
SOVC
Collin County

100

School District Board Of Trustees, Place 7 McKinney

Vote For 1

	TOTAL	VOTE %		Election Day	Early Voting	Ballot By Mail	Provision al Ballots	Limited Ballots
Serena Ashcroft	0	0.00%		0	0	0	0	0
Joy Booth	1	100.00%		0	1	0	0	0
Harvey Oaxaca	0	0.00%		0	0	0	0	0
J.B. Franze	0	0.00%		0	0	0	0	0
Total Votes Cast	1	100.00%		0	1	0	0	0
Overvotes	0			0	0	0	0	0
Undervotes	0			0	0	0	0	0
Contest Totals	1			0	1	0	0	0

Proposition A McKinney ISD

Vote For 1

	TOTAL	VOTE %		Election Day	Early Voting	Ballot By Mail	Provision al Ballots	Limited Ballots
For	1	100.00%		0	1	0	0	0
Against	0	0.00%		0	0	0	0	0
Total Votes Cast	1	100.00%		0	1	0	0	0
Overvotes	0			0	0	0	0	0
Undervotes	0			0	0	0	0	0
Contest Totals	1			0	1	0	0	0

Proposition B McKinney ISD

Vote For 1

	TOTAL	VOTE %		Election Day	Early Voting	Ballot By Mail	Provision al Ballots	Limited Ballots
For	1	100.00%		0	1	0	0	0
Against	0	0.00%		0	0	0	0	0
Total Votes Cast	1	100.00%		0	1	0	0	0
Overvotes	0			0	0	0	0	0
Undervotes	0			0	0	0	0	0
Contest Totals	1			0	1	0	0	0

Proposition C McKinney ISD

Vote For 1

	TOTAL	VOTE %		Election Day	Early Voting	Ballot By Mail	Provision al Ballots	Limited Ballots
For	1	100.00%		0	1	0	0	0
Against	0	0.00%		0	0	0	0	0
Total Votes Cast	1	100.00%		0	1	0	0	0
Overvotes	0			0	0	0	0	0
Undervotes	0			0	0	0	0	0
Contest Totals	1			0	1	0	0	0

Summary Results Report
May 1st, 2021 City/School General and Special
Elections
May 1st, 2021

Final Results
SOVC
Collin County

100

Proposition D McKinney ISD

Vote For 1

	TOTAL	VOTE %		Election Day	Early Voting	Ballot By Mail	Provision al Ballots	Limited Ballots
For	1	100.00%	<div></div>	0	1	0	0	0
Against	0	0.00%	<div></div>	0	0	0	0	0
Total Votes Cast	1	100.00%	<div></div>	0	1	0	0	0
Overvotes	0			0	0	0	0	0
Undervotes	0			0	0	0	0	0
Contest Totals	1			0	1	0	0	0

Trustee, Place 7 Collin County Community College

Vote For 1

	TOTAL	VOTE %		Election Day	Early Voting	Ballot By Mail	Provision al Ballots	Limited Ballots
Jim Orr	1	100.00%	<div></div>	0	1	0	0	0
Helen Chang	0	0.00%	<div></div>	0	0	0	0	0
Total Votes Cast	1	100.00%	<div></div>	0	1	0	0	0
Overvotes	0			0	0	0	0	0
Undervotes	0			0	0	0	0	0
Contest Totals	1			0	1	0	0	0

Trustee, Place 8 Collin County Community College

Vote For 1

	TOTAL	VOTE %		Election Day	Early Voting	Ballot By Mail	Provision al Ballots	Limited Ballots
Misty Irby	0			0	0	0	0	0
Bob Collins	0			0	0	0	0	0
Total Votes Cast	0			0	0	0	0	0
Overvotes	0			0	0	0	0	0
Undervotes	1			0	1	0	0	0
Contest Totals	1			0	1	0	0	0

Trustee, Place 9 Collin County Community College

Vote For 1

	TOTAL	VOTE %		Election Day	Early Voting	Ballot By Mail	Provision al Ballots	Limited Ballots
Andy Hardin	0			0	0	0	0	0
Jacoby Stewart Sr.	0			0	0	0	0	0
Total Votes Cast	0			0	0	0	0	0
Overvotes	0			0	0	0	0	0
Undervotes	1			0	1	0	0	0
Contest Totals	1			0	1	0	0	0

Summary Results Report
May 1st, 2021 City/School General and Special
Elections
May 1st, 2021

Final Results
SOVC
Collin County

101

Statistics

	TOTAL	Election Day	Early Voting	Ballot By Mail	Provision al Ballots	Limited Ballots
Registered Voters - Total	3,763					
Ballots Cast - Total	273	105	164	4	0	0
Voter Turnout - Total	7.25%					

City Council, Place 1 Frisco

Vote For 1

	TOTAL	VOTE %		Election Day	Early Voting	Ballot By Mail	Provision al Ballots	Limited Ballots
John Keating	187	74.21%	<div><div></div></div>	75	109	3	0	0
JP Schade	65	25.79%	<div><div></div></div>	23	41	1	0	0
Total Votes Cast	252	100.00%	<div><div></div></div>	98	150	4	0	0
Overvotes	0			0	0	0	0	0
Undervotes	21			7	14	0	0	0
Contest Totals	273			105	164	4	0	0

City Council, Place 3 Frisco

Vote For 1

	TOTAL	VOTE %		Election Day	Early Voting	Ballot By Mail	Provision al Ballots	Limited Ballots
Sai Krishna	18	6.72%	<div><div></div></div>	10	8	0	0	0
Angelia Pelham	62	23.13%	<div><div></div></div>	18	44	0	0	0
Jennifer White	100	37.31%	<div><div></div></div>	36	62	2	0	0
Karen Cunningham	88	32.84%	<div><div></div></div>	38	48	2	0	0
Total Votes Cast	268	100.00%	<div><div></div></div>	102	162	4	0	0
Overvotes	0			0	0	0	0	0
Undervotes	5			3	2	0	0	0
Contest Totals	273			105	164	4	0	0

Trustee, Place 6 Frisco

Vote For 1

	TOTAL	VOTE %		Election Day	Early Voting	Ballot By Mail	Provision al Ballots	Limited Ballots
John Classe	160	100.00%	<div><div></div></div>	54	102	4	0	0
Total Votes Cast	160	100.00%	<div><div></div></div>	54	102	4	0	0
Overvotes	0			0	0	0	0	0
Undervotes	113			51	62	0	0	0
Contest Totals	273			105	164	4	0	0

Trustee, Place 7 Frisco

Vote For 1

	TOTAL	VOTE %		Election Day	Early Voting	Ballot By Mail	Provision al Ballots	Limited Ballots
Evelyn Brooks	84	33.47%	<div><div></div></div>	37	47	0	0	0
René Archambault	167	66.53%	<div><div></div></div>	58	105	4	0	0
Total Votes Cast	251	100.00%	<div><div></div></div>	95	152	4	0	0
Overvotes	0			0	0	0	0	0
Undervotes	22			10	12	0	0	0
Contest Totals	273			105	164	4	0	0

Summary Results Report
May 1st, 2021 City/School General and Special
Elections
May 1st, 2021

Final Results
SOVC
Collin County

101

Trustee, Place 7 Collin County Community College

Vote For 1

	TOTAL	VOTE %		Election Day	Early Voting	Ballot By Mail	Provision al Ballots	Limited Ballots
Jim Orr	118	50.21%	<div><div></div></div>	46	70	2	0	0
Helen Chang	117	49.79%	<div><div></div></div>	41	74	2	0	0
Total Votes Cast	235	100.00%	<div><div></div></div>	87	144	4	0	0
Overvotes	0			0	0	0	0	0
Undervotes	38			18	20	0	0	0
Contest Totals	273			105	164	4	0	0

Trustee, Place 8 Collin County Community College

Vote For 1

	TOTAL	VOTE %		Election Day	Early Voting	Ballot By Mail	Provision al Ballots	Limited Ballots
Misty Irby	124	53.22%	<div><div></div></div>	42	78	4	0	0
Bob Collins	109	46.78%	<div><div></div></div>	42	67	0	0	0
Total Votes Cast	233	100.00%	<div><div></div></div>	84	145	4	0	0
Overvotes	0			0	0	0	0	0
Undervotes	40			21	19	0	0	0
Contest Totals	273			105	164	4	0	0

Trustee, Place 9 Collin County Community College

Vote For 1

	TOTAL	VOTE %		Election Day	Early Voting	Ballot By Mail	Provision al Ballots	Limited Ballots
Andy Hardin	130	56.28%	<div><div></div></div>	43	85	2	0	0
Jacoby Stewart Sr.	101	43.72%	<div><div></div></div>	42	57	2	0	0
Total Votes Cast	231	100.00%	<div><div></div></div>	85	142	4	0	0
Overvotes	0			0	0	0	0	0
Undervotes	42			20	22	0	0	0
Contest Totals	273			105	164	4	0	0

Summary Results Report
May 1st, 2021 City/School General and Special
Elections
May 1st, 2021

Final Results
SOVC
Collin County

102

Statistics

	TOTAL	Election Day	Early Voting	Ballot By Mail	Provision al Ballots	Limited Ballots
Registered Voters - Total	2,517					
Ballots Cast - Total	798	233	555	10	0	0
Voter Turnout - Total	31.70%					

Mayor McKinney

Vote For 1

	TOTAL	VOTE %		Election Day	Early Voting	Ballot By Mail	Provision al Ballots	Limited Ballots
Jimmy R. Stewart	11	1.39%	<div><div></div></div>	6	5	0	0	0
George Fuller	520	65.74%	<div><div></div></div>	140	372	8	0	0
Tom Meredith	260	32.87%	<div><div></div></div>	84	174	2	0	0
Total Votes Cast	791	100.00%	<div><div></div></div>	230	551	10	0	0
Overvotes	0			0	0	0	0	0
Undervotes	7			3	4	0	0	0
Contest Totals	798			233	555	10	0	0

City Council At Large McKinney

Vote For 1

	TOTAL	VOTE %		Election Day	Early Voting	Ballot By Mail	Provision al Ballots	Limited Ballots
Brian J. Magnuson	242	36.45%	<div><div></div></div>	75	164	3	0	0
Charlie Philips	422	63.55%	<div><div></div></div>	107	308	7	0	0
Total Votes Cast	664	100.00%	<div><div></div></div>	182	472	10	0	0
Overvotes	0			0	0	0	0	0
Undervotes	134			51	83	0	0	0
Contest Totals	798			233	555	10	0	0

School District Board of Trustees, Place 3 McKinney District 3

Vote For 1

	TOTAL	VOTE %		Election Day	Early Voting	Ballot By Mail	Provision al Ballots	Limited Ballots
Kathy Livezey	234	36.28%	<div><div></div></div>	55	177	2	0	0
Erwin Garcia	63	9.77%	<div><div></div></div>	19	42	2	0	0
Chad Green	348	53.95%	<div><div></div></div>	100	244	4	0	0
Total Votes Cast	645	100.00%	<div><div></div></div>	174	463	8	0	0
Overvotes	0			0	0	0	0	0
Undervotes	153			59	92	2	0	0
Contest Totals	798			233	555	10	0	0

Summary Results Report
May 1st, 2021 City/School General and Special
Elections
May 1st, 2021

Final Results
SOVC
Collin County

102

School District Board Of Trustees, Place 7 McKinney

Vote For 1

	TOTAL	VOTE %		Election Day	Early Voting	Ballot By Mail	Provision al Ballots	Limited Ballots
Serena Ashcroft	207	29.45%	<div><div></div></div>	63	142	2	0	0
Joy Booth	110	15.65%	<div><div></div></div>	32	77	1	0	0
Harvey Oaxaca	372	52.92%	<div><div></div></div>	99	269	4	0	0
J.B. Franze	14	1.99%	<div><div></div></div>	4	9	1	0	0
Total Votes Cast	703	100.00%	<div><div></div></div>	198	497	8	0	0
Overvotes	0			0	0	0	0	0
Undervotes	95			35	58	2	0	0
Contest Totals	798			233	555	10	0	0

Proposition A McKinney ISD

Vote For 1

	TOTAL	VOTE %		Election Day	Early Voting	Ballot By Mail	Provision al Ballots	Limited Ballots
For	589	76.79%	<div><div></div></div>	147	436	6	0	0
Against	178	23.21%	<div><div></div></div>	70	105	3	0	0
Total Votes Cast	767	100.00%	<div><div></div></div>	217	541	9	0	0
Overvotes	0			0	0	0	0	0
Undervotes	31			16	14	1	0	0
Contest Totals	798			233	555	10	0	0

Proposition B McKinney ISD

Vote For 1

	TOTAL	VOTE %		Election Day	Early Voting	Ballot By Mail	Provision al Ballots	Limited Ballots
For	492	64.06%	<div><div></div></div>	108	377	7	0	0
Against	276	35.94%	<div><div></div></div>	107	167	2	0	0
Total Votes Cast	768	100.00%	<div><div></div></div>	215	544	9	0	0
Overvotes	0			0	0	0	0	0
Undervotes	30			18	11	1	0	0
Contest Totals	798			233	555	10	0	0

Proposition C McKinney ISD

Vote For 1

	TOTAL	VOTE %		Election Day	Early Voting	Ballot By Mail	Provision al Ballots	Limited Ballots
For	469	60.28%	<div><div></div></div>	114	351	4	0	0
Against	309	39.72%	<div><div></div></div>	107	197	5	0	0
Total Votes Cast	778	100.00%	<div><div></div></div>	221	548	9	0	0
Overvotes	0			0	0	0	0	0
Undervotes	20			12	7	1	0	0
Contest Totals	798			233	555	10	0	0

Summary Results Report
May 1st, 2021 City/School General and Special
Elections
May 1st, 2021

Final Results
SOVC
Collin County

102

Proposition D McKinney ISD

Vote For 1

	TOTAL	VOTE %		Election Day	Early Voting	Ballot By Mail	Provisional Ballots	Limited Ballots
For	458	59.40%	<div><div></div></div>	105	349	4	0	0
Against	313	40.60%	<div><div></div></div>	113	195	5	0	0
Total Votes Cast	771	100.00%	<div><div></div></div>	218	544	9	0	0
Overvotes	0			0	0	0	0	0
Undervotes	27			15	11	1	0	0
Contest Totals	798			233	555	10	0	0

Trustee, Place 7 Collin County Community College

Vote For 1

	TOTAL	VOTE %		Election Day	Early Voting	Ballot By Mail	Provisional Ballots	Limited Ballots
Jim Orr	353	60.97%	<div><div></div></div>	105	244	4	0	0
Helen Chang	226	39.03%	<div><div></div></div>	56	167	3	0	0
Total Votes Cast	579	100.00%	<div><div></div></div>	161	411	7	0	0
Overvotes	0			0	0	0	0	0
Undervotes	219			72	144	3	0	0
Contest Totals	798			233	555	10	0	0

Trustee, Place 8 Collin County Community College

Vote For 1

	TOTAL	VOTE %		Election Day	Early Voting	Ballot By Mail	Provisional Ballots	Limited Ballots
Misty Irby	240	42.78%	<div><div></div></div>	54	183	3	0	0
Bob Collins	321	57.22%	<div><div></div></div>	99	218	4	0	0
Total Votes Cast	561	100.00%	<div><div></div></div>	153	401	7	0	0
Overvotes	0			0	0	0	0	0
Undervotes	237			80	154	3	0	0
Contest Totals	798			233	555	10	0	0

Trustee, Place 9 Collin County Community College

Vote For 1

	TOTAL	VOTE %		Election Day	Early Voting	Ballot By Mail	Provisional Ballots	Limited Ballots
Andy Hardin	413	74.41%	<div><div></div></div>	121	286	6	0	0
Jacoby Stewart Sr.	142	25.59%	<div><div></div></div>	29	112	1	0	0
Total Votes Cast	555	100.00%	<div><div></div></div>	150	398	7	0	0
Overvotes	0			0	0	0	0	0
Undervotes	243			83	157	3	0	0
Contest Totals	798			233	555	10	0	0

Summary Results Report
May 1st, 2021 City/School General and Special
Elections
May 1st, 2021

Final Results
SOVC
Collin County

103

Statistics

	TOTAL	Election Day	Early Voting	Ballot By Mail	Provision al Ballots	Limited Ballots
Registered Voters - Total	1,326					
Ballots Cast - Total	155	71	79	5	0	0
Voter Turnout - Total	11.69%					

Councilmember, Place No.2 Plano

Vote For 1

	TOTAL	VOTE %		Election Day	Early Voting	Ballot By Mail	Provision al Ballots	Limited Ballots
Anthony Ricciardelli	63	43.15%	<div><div></div></div>	28	33	2	0	0
Steve Lavine	83	56.85%	<div><div></div></div>	39	41	3	0	0
Total Votes Cast	146	100.00%	<div><div></div></div>	67	74	5	0	0
Overvotes	0			0	0	0	0	0
Undervotes	9			4	5	0	0	0
Contest Totals	155			71	79	5	0	0

Councilmember, Place No.4 Plano

Vote For 1

	TOTAL	VOTE %		Election Day	Early Voting	Ballot By Mail	Provision al Ballots	Limited Ballots
Vidal Quintanilla	13	9.29%	<div><div></div></div>	4	7	2	0	0
Justin Adcock	46	32.86%	<div><div></div></div>	20	23	3	0	0
Kayci Prince	52	37.14%	<div><div></div></div>	29	23	0	0	0
Nassat Parveen	29	20.71%	<div><div></div></div>	10	19	0	0	0
Total Votes Cast	140	100.00%	<div><div></div></div>	63	72	5	0	0
Overvotes	0			0	0	0	0	0
Undervotes	15			8	7	0	0	0
Contest Totals	155			71	79	5	0	0

Councilmember, Place No.6 (Mayor)

Vote For 1

	TOTAL	VOTE %		Election Day	Early Voting	Ballot By Mail	Provision al Ballots	Limited Ballots
Lydia Ortega	11	7.38%	<div><div></div></div>	5	6	0	0	0
Lily Bao	49	32.89%	<div><div></div></div>	21	26	2	0	0
John Muns	89	59.73%	<div><div></div></div>	39	47	3	0	0
Total Votes Cast	149	100.00%	<div><div></div></div>	65	79	5	0	0
Overvotes	0			0	0	0	0	0
Undervotes	6			6	0	0	0	0
Contest Totals	155			71	79	5	0	0

Summary Results Report
May 1st, 2021 City/School General and Special
Elections
May 1st, 2021

Final Results
SOVC
Collin County

103

Councilmember, Place No.8 Plano

Vote For 1

	TOTAL	VOTE %		Election Day	Early Voting	Ballot By Mail	Provision al Ballots	Limited Ballots
Elisa Klein	82	57.75%	<div><div></div></div>	39	41	2	0	0
Rick Smith	60	42.25%	<div><div></div></div>	27	30	3	0	0
Total Votes Cast	142	100.00%	<div><div></div></div>	66	71	5	0	0
Overvotes	0			0	0	0	0	0
Undervotes	13			5	8	0	0	0
Contest Totals	155			71	79	5	0	0

Councilmember, Place No.7 Plano

Vote For 1

	TOTAL	VOTE %		Election Day	Early Voting	Ballot By Mail	Provision al Ballots	Limited Ballots
David M. Smith	23	15.75%	<div><div></div></div>	13	10	0	0	0
Julie Holmer	61	41.78%	<div><div></div></div>	28	33	0	0	0
Sandeep Srivastava	13	8.90%	<div><div></div></div>	6	7	0	0	0
Chris Robertson	36	24.66%	<div><div></div></div>	14	19	3	0	0
Bill Lisle III	13	8.90%	<div><div></div></div>	5	6	2	0	0
Total Votes Cast	146	100.00%	<div><div></div></div>	66	75	5	0	0
Overvotes	0			0	0	0	0	0
Undervotes	9			5	4	0	0	0
Contest Totals	155			71	79	5	0	0

Proposition A City of Plano

Vote For 1

	TOTAL	VOTE %		Election Day	Early Voting	Ballot By Mail	Provision al Ballots	Limited Ballots
For	124	83.22%	<div><div></div></div>	54	66	4	0	0
Against	25	16.78%	<div><div></div></div>	14	10	1	0	0
Total Votes Cast	149	100.00%	<div><div></div></div>	68	76	5	0	0
Overvotes	0			0	0	0	0	0
Undervotes	6			3	3	0	0	0
Contest Totals	155			71	79	5	0	0

Proposition B City of Plano

Vote For 1

	TOTAL	VOTE %		Election Day	Early Voting	Ballot By Mail	Provision al Ballots	Limited Ballots
For	109	73.65%	<div><div></div></div>	56	49	4	0	0
Against	39	26.35%	<div><div></div></div>	12	26	1	0	0
Total Votes Cast	148	100.00%	<div><div></div></div>	68	75	5	0	0
Overvotes	0			0	0	0	0	0
Undervotes	7			3	4	0	0	0
Contest Totals	155			71	79	5	0	0

Summary Results Report
May 1st, 2021 City/School General and Special
Elections
May 1st, 2021

Final Results
SOVC
Collin County

103

Proposition C City of Plano

Vote For 1

	TOTAL	VOTE %		Election Day	Early Voting	Ballot By Mail	Provision al Ballots	Limited Ballots
For	85	57.82%	<div><div></div></div>	37	44	4	0	0
Against	62	42.18%	<div><div></div></div>	30	31	1	0	0
Total Votes Cast	147	100.00%	<div><div></div></div>	67	75	5	0	0
Overvotes	0			0	0	0	0	0
Undervotes	8			4	4	0	0	0
Contest Totals	155			71	79	5	0	0

Proposition D City of Plano

Vote For 1

	TOTAL	VOTE %		Election Day	Early Voting	Ballot By Mail	Provision al Ballots	Limited Ballots
For	115	78.77%	<div><div></div></div>	51	60	4	0	0
Against	31	21.23%	<div><div></div></div>	16	14	1	0	0
Total Votes Cast	146	100.00%	<div><div></div></div>	67	74	5	0	0
Overvotes	0			0	0	0	0	0
Undervotes	9			4	5	0	0	0
Contest Totals	155			71	79	5	0	0

Proposition E City of Plano

Vote For 1

	TOTAL	VOTE %		Election Day	Early Voting	Ballot By Mail	Provision al Ballots	Limited Ballots
For	92	63.89%	<div><div></div></div>	41	47	4	0	0
Against	52	36.11%	<div><div></div></div>	25	26	1	0	0
Total Votes Cast	144	100.00%	<div><div></div></div>	66	73	5	0	0
Overvotes	0			0	0	0	0	0
Undervotes	11			5	6	0	0	0
Contest Totals	155			71	79	5	0	0

Proposition F City of Plano

Vote For 1

	TOTAL	VOTE %		Election Day	Early Voting	Ballot By Mail	Provision al Ballots	Limited Ballots
For	122	83.56%	<div><div></div></div>	59	59	4	0	0
Against	24	16.44%	<div><div></div></div>	8	15	1	0	0
Total Votes Cast	146	100.00%	<div><div></div></div>	67	74	5	0	0
Overvotes	0			0	0	0	0	0
Undervotes	9			4	5	0	0	0
Contest Totals	155			71	79	5	0	0

Summary Results Report
May 1st, 2021 City/School General and Special
Elections
May 1st, 2021

Final Results
SOVC
Collin County

103

Trustee, Place 1 Plano

Vote For 1

	TOTAL	VOTE %		Election Day	Early Voting	Ballot By Mail	Provision al Ballots	Limited Ballots
Lauren Tyra	102	73.38%	<div><div></div></div>	47	52	3	0	0
Shafik Ben Guesmia	5	3.60%	<div><div></div></div>	3	2	0	0	0
Semida Voicu	32	23.02%	<div><div></div></div>	12	18	2	0	0
Total Votes Cast	139	100.00%	<div><div></div></div>	62	72	5	0	0
Overvotes	0			0	0	0	0	0
Undervotes	16			9	7	0	0	0
Contest Totals	155			71	79	5	0	0

Trustee, Place 2 Plano

Vote For 1

	TOTAL	VOTE %		Election Day	Early Voting	Ballot By Mail	Provision al Ballots	Limited Ballots
Dayna Oscherwitz	62	44.60%	<div><div></div></div>	29	30	3	0	0
Ajikwaga Felli	12	8.63%	<div><div></div></div>	4	8	0	0	0
Angela Powell	65	46.76%	<div><div></div></div>	29	34	2	0	0
Total Votes Cast	139	100.00%	<div><div></div></div>	62	72	5	0	0
Overvotes	0			0	0	0	0	0
Undervotes	16			9	7	0	0	0
Contest Totals	155			71	79	5	0	0

Trustee, Place 3 Plano

Vote For 1

	TOTAL	VOTE %		Election Day	Early Voting	Ballot By Mail	Provision al Ballots	Limited Ballots
Nancy C. Humphrey	85	66.41%	<div><div></div></div>	40	43	2	0	0
Lynn Walling	43	33.59%	<div><div></div></div>	16	24	3	0	0
Total Votes Cast	128	100.00%	<div><div></div></div>	56	67	5	0	0
Overvotes	0			0	0	0	0	0
Undervotes	27			15	12	0	0	0
Contest Totals	155			71	79	5	0	0

Trustee, Place 6 Plano

Vote For 1

	TOTAL	VOTE %		Election Day	Early Voting	Ballot By Mail	Provision al Ballots	Limited Ballots
Marilyn Loughray	58	43.28%	<div><div></div></div>	28	27	3	0	0
Jeri Chambers	76	56.72%	<div><div></div></div>	31	43	2	0	0
Total Votes Cast	134	100.00%	<div><div></div></div>	59	70	5	0	0
Overvotes	0			0	0	0	0	0
Undervotes	21			12	9	0	0	0
Contest Totals	155			71	79	5	0	0

Summary Results Report
May 1st, 2021 City/School General and Special
Elections
May 1st, 2021

Final Results
SOVC
Collin County

103

Trustee, Place 7 Collin County Community College

Vote For 1

	TOTAL	VOTE %		Election Day	Early Voting	Ballot By Mail	Provision al Ballots	Limited Ballots
Jim Orr	59	43.38%	<div><div></div></div>	26	28	5	0	0
Helen Chang	77	56.62%	<div><div></div></div>	37	40	0	0	0
Total Votes Cast	136	100.00%	<div><div></div></div>	63	68	5	0	0
Overvotes	0			0	0	0	0	0
Undervotes	19			8	11	0	0	0
Contest Totals	155			71	79	5	0	0

Trustee, Place 8 Collin County Community College

Vote For 1

	TOTAL	VOTE %		Election Day	Early Voting	Ballot By Mail	Provision al Ballots	Limited Ballots
Misty Irby	82	60.29%	<div><div></div></div>	36	44	2	0	0
Bob Collins	54	39.71%	<div><div></div></div>	28	23	3	0	0
Total Votes Cast	136	100.00%	<div><div></div></div>	64	67	5	0	0
Overvotes	0			0	0	0	0	0
Undervotes	19			7	12	0	0	0
Contest Totals	155			71	79	5	0	0

Trustee, Place 9 Collin County Community College

Vote For 1

	TOTAL	VOTE %		Election Day	Early Voting	Ballot By Mail	Provision al Ballots	Limited Ballots
Andy Hardin	62	46.97%	<div><div></div></div>	29	28	5	0	0
Jacoby Stewart Sr.	70	53.03%	<div><div></div></div>	34	36	0	0	0
Total Votes Cast	132	100.00%	<div><div></div></div>	63	64	5	0	0
Overvotes	0			0	0	0	0	0
Undervotes	23			8	15	0	0	0
Contest Totals	155			71	79	5	0	0

Summary Results Report
May 1st, 2021 City/School General and Special
Elections
May 1st, 2021

Final Results
SOVC
Collin County

104

Statistics

	TOTAL	Election Day	Early Voting	Ballot By Mail	Provision al Ballots	Limited Ballots
Registered Voters - Total	2,528					
Ballots Cast - Total	78	38	38	2	0	0
Voter Turnout - Total	3.09%					

Member of Council, Place 12 Dallas

Vote For 1

	TOTAL	VOTE %		Election Day	Early Voting	Ballot By Mail	Provision al Ballots	Limited Ballots
Elva Curl	17	22.97%	<div><div></div></div>	7	9	1	0	0
Cara Mendelsohn	57	77.03%	<div><div></div></div>	28	28	1	0	0
Total Votes Cast	74	100.00%	<div><div></div></div>	35	37	2	0	0
Overvotes	0			0	0	0	0	0
Undervotes	4			3	1	0	0	0
Contest Totals	78			38	38	2	0	0

Proposition A City of Dallas

Vote For 1

	TOTAL	VOTE %		Election Day	Early Voting	Ballot By Mail	Provision al Ballots	Limited Ballots
For	19	26.76%	<div><div></div></div>	10	9	0	0	0
Against	52	73.24%	<div><div></div></div>	21	29	2	0	0
Total Votes Cast	71	100.00%	<div><div></div></div>	31	38	2	0	0
Overvotes	0			0	0	0	0	0
Undervotes	7			7	0	0	0	0
Contest Totals	78			38	38	2	0	0

Proposition B City of Dallas

Vote For 1

	TOTAL	VOTE %		Election Day	Early Voting	Ballot By Mail	Provision al Ballots	Limited Ballots
For	21	29.17%	<div><div></div></div>	12	9	0	0	0
Against	51	70.83%	<div><div></div></div>	20	29	2	0	0
Total Votes Cast	72	100.00%	<div><div></div></div>	32	38	2	0	0
Overvotes	0			0	0	0	0	0
Undervotes	6			6	0	0	0	0
Contest Totals	78			38	38	2	0	0

Trustee, Place 1 Plano

Vote For 1

	TOTAL	VOTE %		Election Day	Early Voting	Ballot By Mail	Provision al Ballots	Limited Ballots
Lauren Tyra	41	64.06%	<div><div></div></div>	18	22	1	0	0
Shafik Ben Guesmia	5	7.81%	<div><div></div></div>	3	2	0	0	0
Semida Voicu	18	28.12%	<div><div></div></div>	6	11	1	0	0
Total Votes Cast	64	100.00%	<div><div></div></div>	27	35	2	0	0
Overvotes	0			0	0	0	0	0
Undervotes	14			11	3	0	0	0
Contest Totals	78			38	38	2	0	0

Summary Results Report
May 1st, 2021 City/School General and Special
Elections
May 1st, 2021

Final Results
SOVC
Collin County

104

Trustee, Place 2 Plano

Vote For 1

	TOTAL	VOTE %		Election Day	Early Voting	Ballot By Mail	Provision al Ballots	Limited Ballots
Dayna Oscherwitz	25	39.68%	<div><div></div></div>	11	14	0	0	0
Ajikwaga Felli	9	14.29%	<div><div></div></div>	6	3	0	0	0
Angela Powell	29	46.03%	<div><div></div></div>	10	17	2	0	0
Total Votes Cast	63	100.00%	<div><div></div></div>	27	34	2	0	0
Overvotes	0			0	0	0	0	0
Undervotes	15			11	4	0	0	0
Contest Totals	78			38	38	2	0	0

Trustee, Place 3 Plano

Vote For 1

	TOTAL	VOTE %		Election Day	Early Voting	Ballot By Mail	Provision al Ballots	Limited Ballots
Nancy C. Humphrey	41	68.33%	<div><div></div></div>	16	23	2	0	0
Lynn Walling	19	31.67%	<div><div></div></div>	8	11	0	0	0
Total Votes Cast	60	100.00%	<div><div></div></div>	24	34	2	0	0
Overvotes	0			0	0	0	0	0
Undervotes	18			14	4	0	0	0
Contest Totals	78			38	38	2	0	0

Trustee, Place 6 Plano

Vote For 1

	TOTAL	VOTE %		Election Day	Early Voting	Ballot By Mail	Provision al Ballots	Limited Ballots
Marilyn Loughray	30	48.39%	<div><div></div></div>	16	13	1	0	0
Jeri Chambers	32	51.61%	<div><div></div></div>	10	21	1	0	0
Total Votes Cast	62	100.00%	<div><div></div></div>	26	34	2	0	0
Overvotes	0			0	0	0	0	0
Undervotes	16			12	4	0	0	0
Contest Totals	78			38	38	2	0	0

Trustee, Place 7 Collin County Community College

Vote For 1

	TOTAL	VOTE %		Election Day	Early Voting	Ballot By Mail	Provision al Ballots	Limited Ballots
Jim Orr	24	39.34%	<div><div></div></div>	11	13	0	0	0
Helen Chang	37	60.66%	<div><div></div></div>	18	17	2	0	0
Total Votes Cast	61	100.00%	<div><div></div></div>	29	30	2	0	0
Overvotes	0			0	0	0	0	0
Undervotes	17			9	8	0	0	0
Contest Totals	78			38	38	2	0	0

Summary Results Report
May 1st, 2021 City/School General and Special
Elections
May 1st, 2021

Final Results
SOVC
Collin County

104

Trustee, Place 8 Collin County Community College

Vote For 1

	TOTAL	VOTE %		Election Day	Early Voting	Ballot By Mail	Provision al Ballots	Limited Ballots
Misty Irby	36	63.16%	<div><div></div></div>	18	16	2	0	0
Bob Collins	21	36.84%	<div><div></div></div>	8	13	0	0	0
Total Votes Cast	57	100.00%	<div><div></div></div>	26	29	2	0	0
Overvotes	0			0	0	0	0	0
Undervotes	21			12	9	0	0	0
Contest Totals	78			38	38	2	0	0

Trustee, Place 9 Collin County Community College

Vote For 1

	TOTAL	VOTE %		Election Day	Early Voting	Ballot By Mail	Provision al Ballots	Limited Ballots
Andy Hardin	36	65.45%	<div><div></div></div>	16	18	2	0	0
Jacoby Stewart Sr.	19	34.55%	<div><div></div></div>	8	11	0	0	0
Total Votes Cast	55	100.00%	<div><div></div></div>	24	29	2	0	0
Overvotes	0			0	0	0	0	0
Undervotes	23			14	9	0	0	0
Contest Totals	78			38	38	2	0	0

Summary Results Report
May 1st, 2021 City/School General and Special
Elections
May 1st, 2021

Final Results
SOVC
Collin County

105

Statistics

	TOTAL	Election Day	Early Voting	Ballot By Mail	Provision al Ballots	Limited Ballots
Registered Voters - Total	1,172					
Ballots Cast - Total	232	57	170	5	0	0
Voter Turnout - Total	19.80%					

Councilmember, Place No.2 Plano

Vote For 1

	TOTAL	VOTE %		Election Day	Early Voting	Ballot By Mail	Provision al Ballots	Limited Ballots
Anthony Ricciardelli	114	52.78%	<div><div></div></div>	29	84	1	0	0
Steve Lavine	102	47.22%	<div><div></div></div>	23	75	4	0	0
Total Votes Cast	216	100.00%	<div><div></div></div>	52	159	5	0	0
Overvotes	0			0	0	0	0	0
Undervotes	16			5	11	0	0	0
Contest Totals	232			57	170	5	0	0

Councilmember, Place No.4 Plano

Vote For 1

	TOTAL	VOTE %		Election Day	Early Voting	Ballot By Mail	Provision al Ballots	Limited Ballots
Vidal Quintanilla	10	4.74%	<div><div></div></div>	3	7	0	0	0
Justin Adcock	100	47.39%	<div><div></div></div>	24	75	1	0	0
Kayci Prince	83	39.34%	<div><div></div></div>	22	57	4	0	0
Nassat Parveen	18	8.53%	<div><div></div></div>	1	17	0	0	0
Total Votes Cast	211	100.00%	<div><div></div></div>	50	156	5	0	0
Overvotes	0			0	0	0	0	0
Undervotes	21			7	14	0	0	0
Contest Totals	232			57	170	5	0	0

Councilmember, Place No.6 (Mayor)

Vote For 1

	TOTAL	VOTE %		Election Day	Early Voting	Ballot By Mail	Provision al Ballots	Limited Ballots
Lydia Ortega	8	3.52%	<div><div></div></div>	1	7	0	0	0
Lily Bao	94	41.41%	<div><div></div></div>	22	71	1	0	0
John Muns	125	55.07%	<div><div></div></div>	33	88	4	0	0
Total Votes Cast	227	100.00%	<div><div></div></div>	56	166	5	0	0
Overvotes	0			0	0	0	0	0
Undervotes	5			1	4	0	0	0
Contest Totals	232			57	170	5	0	0

Summary Results Report
May 1st, 2021 City/School General and Special
Elections
May 1st, 2021

Final Results
SOVC
Collin County

105

Councilmember, Place No.8 Plano

Vote For 1

	TOTAL	VOTE %		Election Day	Early Voting	Ballot By Mail	Provisional Ballots	Limited Ballots
Elisa Klein	97	45.97%	<div><div></div></div>	24	71	2	0	0
Rick Smith	114	54.03%	<div><div></div></div>	26	85	3	0	0
Total Votes Cast	211	100.00%	<div><div></div></div>	50	156	5	0	0
Overvotes	0			0	0	0	0	0
Undervotes	21			7	14	0	0	0
Contest Totals	232			57	170	5	0	0

Councilmember, Place No.7 Plano

Vote For 1

	TOTAL	VOTE %		Election Day	Early Voting	Ballot By Mail	Provisional Ballots	Limited Ballots
David M. Smith	16	7.69%	<div><div></div></div>	3	12	1	0	0
Julie Holmer	73	35.10%	<div><div></div></div>	17	53	3	0	0
Sandeep Srivastava	27	12.98%	<div><div></div></div>	6	21	0	0	0
Chris Robertson	75	36.06%	<div><div></div></div>	14	60	1	0	0
Bill Lisle III	17	8.17%	<div><div></div></div>	5	12	0	0	0
Total Votes Cast	208	100.00%	<div><div></div></div>	45	158	5	0	0
Overvotes	0			0	0	0	0	0
Undervotes	24			12	12	0	0	0
Contest Totals	232			57	170	5	0	0

Proposition A City of Plano

Vote For 1

	TOTAL	VOTE %		Election Day	Early Voting	Ballot By Mail	Provisional Ballots	Limited Ballots
For	154	70.00%	<div><div></div></div>	31	120	3	0	0
Against	66	30.00%	<div><div></div></div>	21	43	2	0	0
Total Votes Cast	220	100.00%	<div><div></div></div>	52	163	5	0	0
Overvotes	0			0	0	0	0	0
Undervotes	12			5	7	0	0	0
Contest Totals	232			57	170	5	0	0

Proposition B City of Plano

Vote For 1

	TOTAL	VOTE %		Election Day	Early Voting	Ballot By Mail	Provisional Ballots	Limited Ballots
For	147	66.82%	<div><div></div></div>	36	108	3	0	0
Against	73	33.18%	<div><div></div></div>	17	54	2	0	0
Total Votes Cast	220	100.00%	<div><div></div></div>	53	162	5	0	0
Overvotes	0			0	0	0	0	0
Undervotes	12			4	8	0	0	0
Contest Totals	232			57	170	5	0	0

Summary Results Report
May 1st, 2021 City/School General and Special
Elections
May 1st, 2021

Final Results
SOVC
Collin County

105

Proposition C City of Plano

Vote For 1

	TOTAL	VOTE %		Election Day	Early Voting	Ballot By Mail	Provision al Ballots	Limited Ballots
For	126	59.15%	<div><div></div></div>	28	95	3	0	0
Against	87	40.85%	<div><div></div></div>	22	63	2	0	0
Total Votes Cast	213	100.00%	<div><div></div></div>	50	158	5	0	0
Overvotes	0			0	0	0	0	0
Undervotes	19			7	12	0	0	0
Contest Totals	232			57	170	5	0	0

Proposition D City of Plano

Vote For 1

	TOTAL	VOTE %		Election Day	Early Voting	Ballot By Mail	Provision al Ballots	Limited Ballots
For	151	70.56%	<div><div></div></div>	31	116	4	0	0
Against	63	29.44%	<div><div></div></div>	20	42	1	0	0
Total Votes Cast	214	100.00%	<div><div></div></div>	51	158	5	0	0
Overvotes	0			0	0	0	0	0
Undervotes	18			6	12	0	0	0
Contest Totals	232			57	170	5	0	0

Proposition E City of Plano

Vote For 1

	TOTAL	VOTE %		Election Day	Early Voting	Ballot By Mail	Provision al Ballots	Limited Ballots
For	130	61.61%	<div><div></div></div>	27	100	3	0	0
Against	81	38.39%	<div><div></div></div>	23	56	2	0	0
Total Votes Cast	211	100.00%	<div><div></div></div>	50	156	5	0	0
Overvotes	0			0	0	0	0	0
Undervotes	21			7	14	0	0	0
Contest Totals	232			57	170	5	0	0

Proposition F City of Plano

Vote For 1

	TOTAL	VOTE %		Election Day	Early Voting	Ballot By Mail	Provision al Ballots	Limited Ballots
For	158	72.48%	<div><div></div></div>	35	120	3	0	0
Against	60	27.52%	<div><div></div></div>	16	42	2	0	0
Total Votes Cast	218	100.00%	<div><div></div></div>	51	162	5	0	0
Overvotes	0			0	0	0	0	0
Undervotes	14			6	8	0	0	0
Contest Totals	232			57	170	5	0	0

Summary Results Report
May 1st, 2021 City/School General and Special
Elections
May 1st, 2021

Final Results
SOVC
Collin County

105

Trustee, Place 1 Plano

Vote For 1

	TOTAL	VOTE %		Election Day	Early Voting	Ballot By Mail	Provision al Ballots	Limited Ballots
Lauren Tyra	125	67.93%	<div><div></div></div>	28	92	5	0	0
Shafik Ben Guesmia	4	2.17%	<div><div></div></div>	1	3	0	0	0
Semida Voicu	55	29.89%	<div><div></div></div>	12	43	0	0	0
Total Votes Cast	184	100.00%	<div><div></div></div>	41	138	5	0	0
Overvotes	0			0	0	0	0	0
Undervotes	48			16	32	0	0	0
Contest Totals	232			57	170	5	0	0

Trustee, Place 2 Plano

Vote For 1

	TOTAL	VOTE %		Election Day	Early Voting	Ballot By Mail	Provision al Ballots	Limited Ballots
Dayna Oscherwitz	84	45.90%	<div><div></div></div>	20	62	2	0	0
Ajikwaga Felli	7	3.83%	<div><div></div></div>	2	5	0	0	0
Angela Powell	92	50.27%	<div><div></div></div>	20	69	3	0	0
Total Votes Cast	183	100.00%	<div><div></div></div>	42	136	5	0	0
Overvotes	0			0	0	0	0	0
Undervotes	49			15	34	0	0	0
Contest Totals	232			57	170	5	0	0

Trustee, Place 3 Plano

Vote For 1

	TOTAL	VOTE %		Election Day	Early Voting	Ballot By Mail	Provision al Ballots	Limited Ballots
Nancy C. Humphrey	104	59.77%	<div><div></div></div>	23	77	4	0	0
Lynn Walling	70	40.23%	<div><div></div></div>	16	53	1	0	0
Total Votes Cast	174	100.00%	<div><div></div></div>	39	130	5	0	0
Overvotes	0			0	0	0	0	0
Undervotes	58			18	40	0	0	0
Contest Totals	232			57	170	5	0	0

Trustee, Place 6 Plano

Vote For 1

	TOTAL	VOTE %		Election Day	Early Voting	Ballot By Mail	Provision al Ballots	Limited Ballots
Marilyn Loughray	77	42.08%	<div><div></div></div>	16	60	1	0	0
Jeri Chambers	106	57.92%	<div><div></div></div>	23	79	4	0	0
Total Votes Cast	183	100.00%	<div><div></div></div>	39	139	5	0	0
Overvotes	0			0	0	0	0	0
Undervotes	49			18	31	0	0	0
Contest Totals	232			57	170	5	0	0

Summary Results Report
May 1st, 2021 City/School General and Special
Elections
May 1st, 2021

Final Results
SOVC
Collin County

105

Trustee, Place 7 Collin County Community College

Vote For 1

	TOTAL	VOTE %		Election Day	Early Voting	Ballot By Mail	Provision al Ballots	Limited Ballots
Jim Orr	98	52.41%	<div><div></div></div>	17	78	3	0	0
Helen Chang	89	47.59%	<div><div></div></div>	23	64	2	0	0
Total Votes Cast	187	100.00%	<div><div></div></div>	40	142	5	0	0
Overvotes	0			0	0	0	0	0
Undervotes	45			17	28	0	0	0
Contest Totals	232			57	170	5	0	0

Trustee, Place 8 Collin County Community College

Vote For 1

	TOTAL	VOTE %		Election Day	Early Voting	Ballot By Mail	Provision al Ballots	Limited Ballots
Misty Irby	83	46.63%	<div><div></div></div>	21	59	3	0	0
Bob Collins	95	53.37%	<div><div></div></div>	16	77	2	0	0
Total Votes Cast	178	100.00%	<div><div></div></div>	37	136	5	0	0
Overvotes	0			0	0	0	0	0
Undervotes	54			20	34	0	0	0
Contest Totals	232			57	170	5	0	0

Trustee, Place 9 Collin County Community College

Vote For 1

	TOTAL	VOTE %		Election Day	Early Voting	Ballot By Mail	Provision al Ballots	Limited Ballots
Andy Hardin	106	61.27%	<div><div></div></div>	21	82	3	0	0
Jacoby Stewart Sr.	67	38.73%	<div><div></div></div>	14	51	2	0	0
Total Votes Cast	173	100.00%	<div><div></div></div>	35	133	5	0	0
Overvotes	0			0	0	0	0	0
Undervotes	59			22	37	0	0	0
Contest Totals	232			57	170	5	0	0

Summary Results Report
May 1st, 2021 City/School General and Special
Elections
May 1st, 2021

Final Results
SOVC
Collin County

106

Statistics

	TOTAL	Election Day	Early Voting	Ballot By Mail	Provision al Ballots	Limited Ballots
Registered Voters - Total	1,867					
Ballots Cast - Total	276	101	168	7	0	0
Voter Turnout - Total	14.78%					

Councilmember, Place No. 1 Allen

Vote For 1

	TOTAL	VOTE %		Election Day	Early Voting	Ballot By Mail	Provision al Ballots	Limited Ballots
Christopher Gaspard	6	2.40%	<div><div></div></div>	0	6	0	0	0
Malcom J. Wilkinson	8	3.20%	<div><div></div></div>	0	8	0	0	0
Daren Meis	102	40.80%	<div><div></div></div>	42	60	0	0	0
Nathan Polsky	16	6.40%	<div><div></div></div>	9	7	0	0	0
Andre Hines	11	4.40%	<div><div></div></div>	3	8	0	0	0
Dwight Burns	107	42.80%	<div><div></div></div>	34	67	6	0	0
Total Votes Cast	250	100.00%	<div><div></div></div>	88	156	6	0	0
Overvotes	0			0	0	0	0	0
Undervotes	26			13	12	1	0	0
Contest Totals	276			101	168	7	0	0

Councilmember, Place No. 3 Allen

Vote For 1

	TOTAL	VOTE %		Election Day	Early Voting	Ballot By Mail	Provision al Ballots	Limited Ballots
Joseph Jackson	2	0.76%	<div><div></div></div>	0	1	1	0	0
Joey Herald	76	28.79%	<div><div></div></div>	18	57	1	0	0
Lauren Doherty	110	41.67%	<div><div></div></div>	40	65	5	0	0
Dave Cornette	73	27.65%	<div><div></div></div>	34	39	0	0	0
Kenneth Wineburg, Jr.	3	1.14%	<div><div></div></div>	1	2	0	0	0
Total Votes Cast	264	100.00%	<div><div></div></div>	93	164	7	0	0
Overvotes	0			0	0	0	0	0
Undervotes	12			8	4	0	0	0
Contest Totals	276			101	168	7	0	0

Councilmember, Place No. 5 Allen

Vote For 1

	TOTAL	VOTE %		Election Day	Early Voting	Ballot By Mail	Provision al Ballots	Limited Ballots
Diane Martin	29	11.98%	<div><div></div></div>	2	24	3	0	0
Dave Shafer	102	42.15%	<div><div></div></div>	44	57	1	0	0
Philip Brewer	108	44.63%	<div><div></div></div>	35	70	3	0	0
Edson Mureeba	3	1.24%	<div><div></div></div>	1	2	0	0	0
Total Votes Cast	242	100.00%	<div><div></div></div>	82	153	7	0	0
Overvotes	0			0	0	0	0	0
Undervotes	34			19	15	0	0	0
Contest Totals	276			101	168	7	0	0

Summary Results Report
May 1st, 2021 City/School General and Special
Elections
May 1st, 2021

Final Results
SOVC
Collin County

106

School District Board of Trustees, Place 1 Allen

Vote For 1

	TOTAL	VOTE %		Election Day	Early Voting	Ballot By Mail	Provision al Ballots	Limited Ballots
Jorge J. Torres	60	26.43%	<div><div></div></div>	20	38	2	0	0
Sarah Mitchell	167	73.57%	<div><div></div></div>	59	103	5	0	0
Total Votes Cast	227	100.00%	<div><div></div></div>	79	141	7	0	0
Overvotes	0			0	0	0	0	0
Undervotes	49			22	27	0	0	0
Contest Totals	276			101	168	7	0	0

School District Board of Trustees, Place 2 Allen

Vote For 1

	TOTAL	VOTE %		Election Day	Early Voting	Ballot By Mail	Provision al Ballots	Limited Ballots
David W. Noll	146	67.91%	<div><div></div></div>	56	88	2	0	0
Stacey Greer	69	32.09%	<div><div></div></div>	16	48	5	0	0
Total Votes Cast	215	100.00%	<div><div></div></div>	72	136	7	0	0
Overvotes	0			0	0	0	0	0
Undervotes	61			29	32	0	0	0
Contest Totals	276			101	168	7	0	0

School District Board of Trustees, Place 3 Allen

Vote For 1

	TOTAL	VOTE %		Election Day	Early Voting	Ballot By Mail	Provision al Ballots	Limited Ballots
Kevin Cameron	177	82.33%	<div><div></div></div>	61	113	3	0	0
Deepak Kaithakkapuzha	38	17.67%	<div><div></div></div>	9	26	3	0	0
Total Votes Cast	215	100.00%	<div><div></div></div>	70	139	6	0	0
Overvotes	0			0	0	0	0	0
Undervotes	61			31	29	1	0	0
Contest Totals	276			101	168	7	0	0

Proposition A Allen ISD

Vote For 1

	TOTAL	VOTE %		Election Day	Early Voting	Ballot By Mail	Provision al Ballots	Limited Ballots
For	223	86.77%	<div><div></div></div>	82	135	6	0	0
Against	34	13.23%	<div><div></div></div>	14	19	1	0	0
Total Votes Cast	257	100.00%	<div><div></div></div>	96	154	7	0	0
Overvotes	0			0	0	0	0	0
Undervotes	19			5	14	0	0	0
Contest Totals	276			101	168	7	0	0

Summary Results Report
May 1st, 2021 City/School General and Special
Elections
May 1st, 2021

Final Results
SOVC
Collin County

106

Trustee, Place 7 Collin County Community College

Vote For 1

	TOTAL	VOTE %		Election Day	Early Voting	Ballot By Mail	Provision al Ballots	Limited Ballots
Jim Orr	131	56.71%	<div><div></div></div>	50	78	3	0	0
Helen Chang	100	43.29%	<div><div></div></div>	30	66	4	0	0
Total Votes Cast	231	100.00%	<div><div></div></div>	80	144	7	0	0
Overvotes	0			0	0	0	0	0
Undervotes	45			21	24	0	0	0
Contest Totals	276			101	168	7	0	0

Trustee, Place 8 Collin County Community College

Vote For 1

	TOTAL	VOTE %		Election Day	Early Voting	Ballot By Mail	Provision al Ballots	Limited Ballots
Misty Irby	108	48.21%	<div><div></div></div>	31	71	6	0	0
Bob Collins	116	51.79%	<div><div></div></div>	48	68	0	0	0
Total Votes Cast	224	100.00%	<div><div></div></div>	79	139	6	0	0
Overvotes	0			0	0	0	0	0
Undervotes	52			22	29	1	0	0
Contest Totals	276			101	168	7	0	0

Trustee, Place 9 Collin County Community College

Vote For 1

	TOTAL	VOTE %		Election Day	Early Voting	Ballot By Mail	Provision al Ballots	Limited Ballots
Andy Hardin	141	65.89%	<div><div></div></div>	54	85	2	0	0
Jacoby Stewart Sr.	73	34.11%	<div><div></div></div>	22	47	4	0	0
Total Votes Cast	214	100.00%	<div><div></div></div>	76	132	6	0	0
Overvotes	0			0	0	0	0	0
Undervotes	62			25	36	1	0	0
Contest Totals	276			101	168	7	0	0

Summary Results Report
May 1st, 2021 City/School General and Special
Elections
May 1st, 2021

Final Results
SOVC
Collin County

107

Statistics

	TOTAL	Election Day	Early Voting	Ballot By Mail	Provision al Ballots	Limited Ballots
Registered Voters - Total	3,305					
Ballots Cast - Total	779	223	529	26	1	0
Voter Turnout - Total	23.57%					

Councilmember, Place No.2 Plano

Vote For 1

	TOTAL	VOTE %		Election Day	Early Voting	Ballot By Mail	Provision al Ballots	Limited Ballots
Anthony Ricciardelli	386	52.23%	<div><div></div></div>	105	271	10	0	0
Steve Lavine	353	47.77%	<div><div></div></div>	103	233	16	1	0
Total Votes Cast	739	100.00%	<div><div></div></div>	208	504	26	1	0
Overvotes	0			0	0	0	0	0
Undervotes	40			15	25	0	0	0
Contest Totals	779			223	529	26	1	0

Councilmember, Place No.4 Plano

Vote For 1

	TOTAL	VOTE %		Election Day	Early Voting	Ballot By Mail	Provision al Ballots	Limited Ballots
Vidal Quintanilla	37	4.99%	<div><div></div></div>	9	25	2	1	0
Justin Adcock	316	42.59%	<div><div></div></div>	82	230	4	0	0
Kayci Prince	278	37.47%	<div><div></div></div>	82	181	15	0	0
Nassat Parveen	111	14.96%	<div><div></div></div>	37	72	2	0	0
Total Votes Cast	742	100.00%	<div><div></div></div>	210	508	23	1	0
Overvotes	0			0	0	0	0	0
Undervotes	37			13	21	3	0	0
Contest Totals	779			223	529	26	1	0

Councilmember, Place No.6 (Mayor)

Vote For 1

	TOTAL	VOTE %		Election Day	Early Voting	Ballot By Mail	Provision al Ballots	Limited Ballots
Lydia Ortega	31	4.01%	<div><div></div></div>	8	23	0	0	0
Lily Bao	324	41.91%	<div><div></div></div>	84	231	8	1	0
John Muns	418	54.08%	<div><div></div></div>	129	271	18	0	0
Total Votes Cast	773	100.00%	<div><div></div></div>	221	525	26	1	0
Overvotes	0			0	0	0	0	0
Undervotes	6			2	4	0	0	0
Contest Totals	779			223	529	26	1	0

Summary Results Report
May 1st, 2021 City/School General and Special
Elections
May 1st, 2021

Final Results
SOVC
Collin County

107

Councilmember, Place No.8 Plano

Vote For 1

	TOTAL	VOTE %		Election Day	Early Voting	Ballot By Mail	Provision al Ballots	Limited Ballots
Elisa Klein	362	49.66%	<div><div></div></div>	112	236	13	1	0
Rick Smith	367	50.34%	<div><div></div></div>	94	260	13	0	0
Total Votes Cast	729	100.00%	<div><div></div></div>	206	496	26	1	0
Overvotes	0			0	0	0	0	0
Undervotes	50			17	33	0	0	0
Contest Totals	779			223	529	26	1	0

Councilmember, Place No.7 Plano

Vote For 1

	TOTAL	VOTE %		Election Day	Early Voting	Ballot By Mail	Provision al Ballots	Limited Ballots
David M. Smith	104	14.23%	<div><div></div></div>	28	71	4	1	0
Julie Holmer	246	33.65%	<div><div></div></div>	76	159	11	0	0
Sandeep Srivastava	62	8.48%	<div><div></div></div>	20	38	4	0	0
Chris Robertson	265	36.25%	<div><div></div></div>	73	188	4	0	0
Bill Lisle III	54	7.39%	<div><div></div></div>	13	40	1	0	0
Total Votes Cast	731	100.00%	<div><div></div></div>	210	496	24	1	0
Overvotes	1			0	0	1	0	0
Undervotes	47			13	33	1	0	0
Contest Totals	779			223	529	26	1	0

Proposition A City of Plano

Vote For 1

	TOTAL	VOTE %		Election Day	Early Voting	Ballot By Mail	Provision al Ballots	Limited Ballots
For	597	80.57%	<div><div></div></div>	171	401	24	1	0
Against	144	19.43%	<div><div></div></div>	43	99	2	0	0
Total Votes Cast	741	100.00%	<div><div></div></div>	214	500	26	1	0
Overvotes	0			0	0	0	0	0
Undervotes	38			9	29	0	0	0
Contest Totals	779			223	529	26	1	0

Proposition B City of Plano

Vote For 1

	TOTAL	VOTE %		Election Day	Early Voting	Ballot By Mail	Provision al Ballots	Limited Ballots
For	546	73.58%	<div><div></div></div>	164	360	21	1	0
Against	196	26.42%	<div><div></div></div>	51	141	4	0	0
Total Votes Cast	742	100.00%	<div><div></div></div>	215	501	25	1	0
Overvotes	0			0	0	0	0	0
Undervotes	37			8	28	1	0	0
Contest Totals	779			223	529	26	1	0

Summary Results Report
May 1st, 2021 City/School General and Special
Elections
May 1st, 2021

Final Results
SOVC
Collin County

107

Proposition C City of Plano

Vote For 1

	TOTAL	VOTE %		Election Day	Early Voting	Ballot By Mail	Provision al Ballots	Limited Ballots
For	391	53.93%	<div><div></div></div>	109	264	17	1	0
Against	334	46.07%	<div><div></div></div>	100	226	8	0	0
Total Votes Cast	725	100.00%	<div><div></div></div>	209	490	25	1	0
Overvotes	0			0	0	0	0	0
Undervotes	54			14	39	1	0	0
Contest Totals	779			223	529	26	1	0

Proposition D City of Plano

Vote For 1

	TOTAL	VOTE %		Election Day	Early Voting	Ballot By Mail	Provision al Ballots	Limited Ballots
For	534	73.15%	<div><div></div></div>	156	354	23	1	0
Against	196	26.85%	<div><div></div></div>	53	140	3	0	0
Total Votes Cast	730	100.00%	<div><div></div></div>	209	494	26	1	0
Overvotes	0			0	0	0	0	0
Undervotes	49			14	35	0	0	0
Contest Totals	779			223	529	26	1	0

Proposition E City of Plano

Vote For 1

	TOTAL	VOTE %		Election Day	Early Voting	Ballot By Mail	Provision al Ballots	Limited Ballots
For	435	60.42%	<div><div></div></div>	127	287	20	1	0
Against	285	39.58%	<div><div></div></div>	81	199	5	0	0
Total Votes Cast	720	100.00%	<div><div></div></div>	208	486	25	1	0
Overvotes	0			0	0	0	0	0
Undervotes	59			15	43	1	0	0
Contest Totals	779			223	529	26	1	0

Proposition F City of Plano

Vote For 1

	TOTAL	VOTE %		Election Day	Early Voting	Ballot By Mail	Provision al Ballots	Limited Ballots
For	541	74.93%	<div><div></div></div>	149	369	22	1	0
Against	181	25.07%	<div><div></div></div>	59	118	4	0	0
Total Votes Cast	722	100.00%	<div><div></div></div>	208	487	26	1	0
Overvotes	0			0	0	0	0	0
Undervotes	57			15	42	0	0	0
Contest Totals	779			223	529	26	1	0

Summary Results Report
May 1st, 2021 City/School General and Special
Elections
May 1st, 2021

Final Results
SOVC
Collin County

107

Trustee, Place 1 Plano

Vote For 1

	TOTAL	VOTE %		Election Day	Early Voting	Ballot By Mail	Provision al Ballots	Limited Ballots
Lauren Tyra	381	56.44%	<div><div></div></div>	118	244	18	1	0
Shafik Ben Guesmia	22	3.26%	<div><div></div></div>	7	13	2	0	0
Semida Voicu	272	40.30%	<div><div></div></div>	70	198	4	0	0
Total Votes Cast	675	100.00%	<div><div></div></div>	195	455	24	1	0
Overvotes	0			0	0	0	0	0
Undervotes	104			28	74	2	0	0
Contest Totals	779			223	529	26	1	0

Trustee, Place 2 Plano

Vote For 1

	TOTAL	VOTE %		Election Day	Early Voting	Ballot By Mail	Provision al Ballots	Limited Ballots
Dayna Oscherwitz	292	43.26%	<div><div></div></div>	99	178	14	1	0
Ajikwaga Felli	24	3.56%	<div><div></div></div>	6	18	0	0	0
Angela Powell	359	53.19%	<div><div></div></div>	92	259	8	0	0
Total Votes Cast	675	100.00%	<div><div></div></div>	197	455	22	1	0
Overvotes	0			0	0	0	0	0
Undervotes	104			26	74	4	0	0
Contest Totals	779			223	529	26	1	0

Trustee, Place 3 Plano

Vote For 1

	TOTAL	VOTE %		Election Day	Early Voting	Ballot By Mail	Provision al Ballots	Limited Ballots
Nancy C. Humphrey	370	55.56%	<div><div></div></div>	119	234	16	1	0
Lynn Walling	296	44.44%	<div><div></div></div>	79	213	4	0	0
Total Votes Cast	666	100.00%	<div><div></div></div>	198	447	20	1	0
Overvotes	0			0	0	0	0	0
Undervotes	113			25	82	6	0	0
Contest Totals	779			223	529	26	1	0

Trustee, Place 6 Plano

Vote For 1

	TOTAL	VOTE %		Election Day	Early Voting	Ballot By Mail	Provision al Ballots	Limited Ballots
Marilyn Loughray	308	45.70%	<div><div></div></div>	84	216	8	0	0
Jeri Chambers	366	54.30%	<div><div></div></div>	114	236	15	1	0
Total Votes Cast	674	100.00%	<div><div></div></div>	198	452	23	1	0
Overvotes	0			0	0	0	0	0
Undervotes	105			25	77	3	0	0
Contest Totals	779			223	529	26	1	0

Summary Results Report
May 1st, 2021 City/School General and Special
Elections
May 1st, 2021

Final Results
SOVC
Collin County

107

Trustee, Place 7 Collin County Community College

Vote For 1

	TOTAL	VOTE %		Election Day	Early Voting	Ballot By Mail	Provision al Ballots	Limited Ballots
Jim Orr	355	53.38%	<div><div></div></div>	98	248	9	0	0
Helen Chang	310	46.62%	<div><div></div></div>	96	202	12	0	0
Total Votes Cast	665	100.00%	<div><div></div></div>	194	450	21	0	0
Overvotes	0			0	0	0	0	0
Undervotes	114			29	79	5	1	0
Contest Totals	779			223	529	26	1	0

Trustee, Place 8 Collin County Community College

Vote For 1

	TOTAL	VOTE %		Election Day	Early Voting	Ballot By Mail	Provision al Ballots	Limited Ballots
Misty Irby	316	47.95%	<div><div></div></div>	102	206	8	0	0
Bob Collins	343	52.05%	<div><div></div></div>	91	239	13	0	0
Total Votes Cast	659	100.00%	<div><div></div></div>	193	445	21	0	0
Overvotes	0			0	0	0	0	0
Undervotes	120			30	84	5	1	0
Contest Totals	779			223	529	26	1	0

Trustee, Place 9 Collin County Community College

Vote For 1

	TOTAL	VOTE %		Election Day	Early Voting	Ballot By Mail	Provision al Ballots	Limited Ballots
Andy Hardin	393	59.91%	<div><div></div></div>	112	270	11	0	0
Jacoby Stewart Sr.	263	40.09%	<div><div></div></div>	81	172	10	0	0
Total Votes Cast	656	100.00%	<div><div></div></div>	193	442	21	0	0
Overvotes	0			0	0	0	0	0
Undervotes	123			30	87	5	1	0
Contest Totals	779			223	529	26	1	0

Summary Results Report
May 1st, 2021 City/School General and Special
Elections
May 1st, 2021

Final Results
SOVC
Collin County

108

Statistics

	TOTAL	Election Day	Early Voting	Ballot By Mail	Provision al Ballots	Limited Ballots
Registered Voters - Total	2,888					
Ballots Cast - Total	623	204	403	16	0	0
Voter Turnout - Total	21.57%					

Councilmember, Place No.2 Plano

Vote For 1

	TOTAL	VOTE %		Election Day	Early Voting	Ballot By Mail	Provision al Ballots	Limited Ballots
Anthony Ricciardelli	263	45.98%	<div><div></div></div>	87	172	4	0	0
Steve Lavine	309	54.02%	<div><div></div></div>	104	196	9	0	0
Total Votes Cast	572	100.00%	<div><div></div></div>	191	368	13	0	0
Overvotes	0			0	0	0	0	0
Undervotes	51			13	35	3	0	0
Contest Totals	623			204	403	16	0	0

Councilmember, Place No.4 Plano

Vote For 1

	TOTAL	VOTE %		Election Day	Early Voting	Ballot By Mail	Provision al Ballots	Limited Ballots
Vidal Quintanilla	22	3.92%	<div><div></div></div>	8	12	2	0	0
Justin Adcock	202	36.01%	<div><div></div></div>	62	139	1	0	0
Kayci Prince	237	42.25%	<div><div></div></div>	76	151	10	0	0
Nassat Parveen	100	17.83%	<div><div></div></div>	37	62	1	0	0
Total Votes Cast	561	100.00%	<div><div></div></div>	183	364	14	0	0
Overvotes	0			0	0	0	0	0
Undervotes	62			21	39	2	0	0
Contest Totals	623			204	403	16	0	0

Councilmember, Place No.6 (Mayor)

Vote For 1

	TOTAL	VOTE %		Election Day	Early Voting	Ballot By Mail	Provision al Ballots	Limited Ballots
Lydia Ortega	18	2.94%	<div><div></div></div>	6	11	1	0	0
Lily Bao	242	39.54%	<div><div></div></div>	70	166	6	0	0
John Muns	352	57.52%	<div><div></div></div>	125	219	8	0	0
Total Votes Cast	612	100.00%	<div><div></div></div>	201	396	15	0	0
Overvotes	0			0	0	0	0	0
Undervotes	11			3	7	1	0	0
Contest Totals	623			204	403	16	0	0

Summary Results Report
May 1st, 2021 City/School General and Special
Elections
May 1st, 2021

Final Results
SOVC
Collin County

108

Councilmember, Place No.8 Plano

Vote For 1

	TOTAL	VOTE %	Election Day	Early Voting	Ballot By Mail	Provisional Ballots	Limited Ballots
Elisa Klein	295	52.40%	109	179	7	0	0
Rick Smith	268	47.60%	80	181	7	0	0
Total Votes Cast	563	100.00%	189	360	14	0	0
Overvotes	0		0	0	0	0	0
Undervotes	60		15	43	2	0	0
Contest Totals	623		204	403	16	0	0

Councilmember, Place No.7 Plano

Vote For 1

	TOTAL	VOTE %	Election Day	Early Voting	Ballot By Mail	Provisional Ballots	Limited Ballots
David M. Smith	99	17.65%	32	62	5	0	0
Julie Holmer	212	37.79%	73	135	4	0	0
Sandeep Srivastava	49	8.73%	14	35	0	0	0
Chris Robertson	169	30.12%	60	108	1	0	0
Bill Lisle III	32	5.70%	5	24	3	0	0
Total Votes Cast	561	100.00%	184	364	13	0	0
Overvotes	1		0	0	1	0	0
Undervotes	61		20	39	2	0	0
Contest Totals	623		204	403	16	0	0

Proposition A City of Plano

Vote For 1

	TOTAL	VOTE %	Election Day	Early Voting	Ballot By Mail	Provisional Ballots	Limited Ballots
For	424	72.85%	133	276	15	0	0
Against	158	27.15%	55	102	1	0	0
Total Votes Cast	582	100.00%	188	378	16	0	0
Overvotes	0		0	0	0	0	0
Undervotes	41		16	25	0	0	0
Contest Totals	623		204	403	16	0	0

Proposition B City of Plano

Vote For 1

	TOTAL	VOTE %	Election Day	Early Voting	Ballot By Mail	Provisional Ballots	Limited Ballots
For	396	67.92%	130	255	11	0	0
Against	187	32.08%	59	123	5	0	0
Total Votes Cast	583	100.00%	189	378	16	0	0
Overvotes	0		0	0	0	0	0
Undervotes	40		15	25	0	0	0
Contest Totals	623		204	403	16	0	0

Summary Results Report
May 1st, 2021 City/School General and Special
Elections
May 1st, 2021

Final Results
SOVC
Collin County

108

Proposition C City of Plano

Vote For 1

	TOTAL	VOTE %		Election Day	Early Voting	Ballot By Mail	Provision al Ballots	Limited Ballots
For	323	55.50%	<div><div></div></div>	99	215	9	0	0
Against	259	44.50%	<div><div></div></div>	87	166	6	0	0
Total Votes Cast	582	100.00%	<div><div></div></div>	186	381	15	0	0
Overvotes	0			0	0	0	0	0
Undervotes	41			18	22	1	0	0
Contest Totals	623			204	403	16	0	0

Proposition D City of Plano

Vote For 1

	TOTAL	VOTE %		Election Day	Early Voting	Ballot By Mail	Provision al Ballots	Limited Ballots
For	404	70.14%	<div><div></div></div>	131	258	15	0	0
Against	172	29.86%	<div><div></div></div>	55	116	1	0	0
Total Votes Cast	576	100.00%	<div><div></div></div>	186	374	16	0	0
Overvotes	0			0	0	0	0	0
Undervotes	47			18	29	0	0	0
Contest Totals	623			204	403	16	0	0

Proposition E City of Plano

Vote For 1

	TOTAL	VOTE %		Election Day	Early Voting	Ballot By Mail	Provision al Ballots	Limited Ballots
For	334	58.60%	<div><div></div></div>	109	216	9	0	0
Against	236	41.40%	<div><div></div></div>	72	158	6	0	0
Total Votes Cast	570	100.00%	<div><div></div></div>	181	374	15	0	0
Overvotes	0			0	0	0	0	0
Undervotes	53			23	29	1	0	0
Contest Totals	623			204	403	16	0	0

Proposition F City of Plano

Vote For 1

	TOTAL	VOTE %		Election Day	Early Voting	Ballot By Mail	Provision al Ballots	Limited Ballots
For	397	68.69%	<div><div></div></div>	132	251	14	0	0
Against	181	31.31%	<div><div></div></div>	54	125	2	0	0
Total Votes Cast	578	100.00%	<div><div></div></div>	186	376	16	0	0
Overvotes	0			0	0	0	0	0
Undervotes	45			18	27	0	0	0
Contest Totals	623			204	403	16	0	0

Summary Results Report
May 1st, 2021 City/School General and Special
Elections
May 1st, 2021

Final Results
SOVC
Collin County

108

Trustee, Place 1 Plano

Vote For 1

	TOTAL	VOTE %		Election Day	Early Voting	Ballot By Mail	Provision al Ballots	Limited Ballots
Lauren Tyra	337	64.31%	<div><div></div></div>	110	215	12	0	0
Shafik Ben Guesmia	22	4.20%	<div><div></div></div>	6	16	0	0	0
Semida Voicu	165	31.49%	<div><div></div></div>	59	105	1	0	0
Total Votes Cast	524	100.00%	<div><div></div></div>	175	336	13	0	0
Overvotes	0			0	0	0	0	0
Undervotes	99			29	67	3	0	0
Contest Totals	623			204	403	16	0	0

Trustee, Place 2 Plano

Vote For 1

	TOTAL	VOTE %		Election Day	Early Voting	Ballot By Mail	Provision al Ballots	Limited Ballots
Dayna Oscherwitz	237	45.32%	<div><div></div></div>	81	152	4	0	0
Ajikwaga Felli	29	5.54%	<div><div></div></div>	8	20	1	0	0
Angela Powell	257	49.14%	<div><div></div></div>	84	164	9	0	0
Total Votes Cast	523	100.00%	<div><div></div></div>	173	336	14	0	0
Overvotes	0			0	0	0	0	0
Undervotes	100			31	67	2	0	0
Contest Totals	623			204	403	16	0	0

Trustee, Place 3 Plano

Vote For 1

	TOTAL	VOTE %		Election Day	Early Voting	Ballot By Mail	Provision al Ballots	Limited Ballots
Nancy C. Humphrey	323	63.33%	<div><div></div></div>	113	200	10	0	0
Lynn Walling	187	36.67%	<div><div></div></div>	60	124	3	0	0
Total Votes Cast	510	100.00%	<div><div></div></div>	173	324	13	0	0
Overvotes	0			0	0	0	0	0
Undervotes	113			31	79	3	0	0
Contest Totals	623			204	403	16	0	0

Trustee, Place 6 Plano

Vote For 1

	TOTAL	VOTE %		Election Day	Early Voting	Ballot By Mail	Provision al Ballots	Limited Ballots
Marilyn Loughray	208	40.78%	<div><div></div></div>	66	139	3	0	0
Jeri Chambers	302	59.22%	<div><div></div></div>	103	188	11	0	0
Total Votes Cast	510	100.00%	<div><div></div></div>	169	327	14	0	0
Overvotes	0			0	0	0	0	0
Undervotes	113			35	76	2	0	0
Contest Totals	623			204	403	16	0	0

Summary Results Report
May 1st, 2021 City/School General and Special
Elections
May 1st, 2021

Final Results
SOVC
Collin County

108

Trustee, Place 7 Collin County Community College

Vote For 1

	TOTAL	VOTE %		Election Day	Early Voting	Ballot By Mail	Provision al Ballots	Limited Ballots
Jim Orr	226	42.09%	<div><div></div></div>	72	150	4	0	0
Helen Chang	311	57.91%	<div><div></div></div>	106	194	11	0	0
Total Votes Cast	537	100.00%	<div><div></div></div>	178	344	15	0	0
Overvotes	0			0	0	0	0	0
Undervotes	86			26	59	1	0	0
Contest Totals	623			204	403	16	0	0

Trustee, Place 8 Collin County Community College

Vote For 1

	TOTAL	VOTE %		Election Day	Early Voting	Ballot By Mail	Provision al Ballots	Limited Ballots
Misty Irby	282	54.23%	<div><div></div></div>	102	173	7	0	0
Bob Collins	238	45.77%	<div><div></div></div>	72	159	7	0	0
Total Votes Cast	520	100.00%	<div><div></div></div>	174	332	14	0	0
Overvotes	0			0	0	0	0	0
Undervotes	103			30	71	2	0	0
Contest Totals	623			204	403	16	0	0

Trustee, Place 9 Collin County Community College

Vote For 1

	TOTAL	VOTE %		Election Day	Early Voting	Ballot By Mail	Provision al Ballots	Limited Ballots
Andy Hardin	249	50.00%	<div><div></div></div>	77	164	8	0	0
Jacoby Stewart Sr.	249	50.00%	<div><div></div></div>	91	153	5	0	0
Total Votes Cast	498	100.00%	<div><div></div></div>	168	317	13	0	0
Overvotes	0			0	0	0	0	0
Undervotes	125			36	86	3	0	0
Contest Totals	623			204	403	16	0	0

Summary Results Report
May 1st, 2021 City/School General and Special
Elections
May 1st, 2021

Final Results
SOVC
Collin County

109

Statistics

	TOTAL	Election Day	Early Voting	Ballot By Mail	Provision al Ballots	Limited Ballots
Registered Voters - Total	3,991					
Ballots Cast - Total	893	262	618	12	1	0
Voter Turnout - Total	22.38%					

Councilmember, Place No.2 Plano

Vote For 1

	TOTAL	VOTE %		Election Day	Early Voting	Ballot By Mail	Provision al Ballots	Limited Ballots
Anthony Ricciardelli	468	55.52%	<div><div></div></div>	161	302	4	1	0
Steve Lavine	375	44.48%	<div><div></div></div>	85	282	8	0	0
Total Votes Cast	843	100.00%	<div><div></div></div>	246	584	12	1	0
Overvotes	0			0	0	0	0	0
Undervotes	50			16	34	0	0	0
Contest Totals	893			262	618	12	1	0

Councilmember, Place No.4 Plano

Vote For 1

	TOTAL	VOTE %		Election Day	Early Voting	Ballot By Mail	Provision al Ballots	Limited Ballots
Vidal Quintanilla	25	3.10%	<div><div></div></div>	11	14	0	0	0
Justin Adcock	356	44.11%	<div><div></div></div>	119	235	2	0	0
Kayci Prince	355	43.99%	<div><div></div></div>	74	273	7	1	0
Nassat Parveen	71	8.80%	<div><div></div></div>	26	43	2	0	0
Total Votes Cast	807	100.00%	<div><div></div></div>	230	565	11	1	0
Overvotes	0			0	0	0	0	0
Undervotes	86			32	53	1	0	0
Contest Totals	893			262	618	12	1	0

Councilmember, Place No.6 (Mayor)

Vote For 1

	TOTAL	VOTE %		Election Day	Early Voting	Ballot By Mail	Provision al Ballots	Limited Ballots
Lydia Ortega	26	2.92%	<div><div></div></div>	4	20	2	0	0
Lily Bao	382	42.97%	<div><div></div></div>	126	256	0	0	0
John Muns	481	54.11%	<div><div></div></div>	131	339	10	1	0
Total Votes Cast	889	100.00%	<div><div></div></div>	261	615	12	1	0
Overvotes	0			0	0	0	0	0
Undervotes	4			1	3	0	0	0
Contest Totals	893			262	618	12	1	0

Summary Results Report
May 1st, 2021 City/School General and Special
Elections
May 1st, 2021

Final Results
SOVC
Collin County

109

Councilmember, Place No.8 Plano

Vote For 1

	TOTAL	VOTE %		Election Day	Early Voting	Ballot By Mail	Provision al Ballots	Limited Ballots
Elisa Klein	351	43.77%	<div><div></div></div>	84	259	8	0	0
Rick Smith	451	56.23%	<div><div></div></div>	143	304	4	0	0
Total Votes Cast	802	100.00%	<div><div></div></div>	227	563	12	0	0
Overvotes	0			0	0	0	0	0
Undervotes	91			35	55	0	1	0
Contest Totals	893			262	618	12	1	0

Councilmember, Place No.7 Plano

Vote For 1

	TOTAL	VOTE %		Election Day	Early Voting	Ballot By Mail	Provision al Ballots	Limited Ballots
David M. Smith	74	9.32%	<div><div></div></div>	23	49	2	0	0
Julie Holmer	276	34.76%	<div><div></div></div>	61	207	8	0	0
Sandeep Srivastava	108	13.60%	<div><div></div></div>	41	66	1	0	0
Chris Robertson	272	34.26%	<div><div></div></div>	86	185	1	0	0
Bill Lisle III	64	8.06%	<div><div></div></div>	19	45	0	0	0
Total Votes Cast	794	100.00%	<div><div></div></div>	230	552	12	0	0
Overvotes	0			0	0	0	0	0
Undervotes	99			32	66	0	1	0
Contest Totals	893			262	618	12	1	0

Proposition A City of Plano

Vote For 1

	TOTAL	VOTE %		Election Day	Early Voting	Ballot By Mail	Provision al Ballots	Limited Ballots
For	650	76.47%	<div><div></div></div>	180	460	9	1	0
Against	200	23.53%	<div><div></div></div>	64	134	2	0	0
Total Votes Cast	850	100.00%	<div><div></div></div>	244	594	11	1	0
Overvotes	0			0	0	0	0	0
Undervotes	43			18	24	1	0	0
Contest Totals	893			262	618	12	1	0

Proposition B City of Plano

Vote For 1

	TOTAL	VOTE %		Election Day	Early Voting	Ballot By Mail	Provision al Ballots	Limited Ballots
For	630	74.29%	<div><div></div></div>	180	440	9	1	0
Against	218	25.71%	<div><div></div></div>	62	154	2	0	0
Total Votes Cast	848	100.00%	<div><div></div></div>	242	594	11	1	0
Overvotes	0			0	0	0	0	0
Undervotes	45			20	24	1	0	0
Contest Totals	893			262	618	12	1	0

Summary Results Report
May 1st, 2021 City/School General and Special
Elections
May 1st, 2021

Final Results
SOVC
Collin County

109

Proposition C City of Plano

Vote For 1

	TOTAL	VOTE %		Election Day	Early Voting	Ballot By Mail	Provision al Ballots	Limited Ballots
For	572	68.01%	<div><div></div></div>	158	406	7	1	0
Against	269	31.99%	<div><div></div></div>	87	178	4	0	0
Total Votes Cast	841	100.00%	<div><div></div></div>	245	584	11	1	0
Overvotes	0			0	0	0	0	0
Undervotes	52			17	34	1	0	0
Contest Totals	893			262	618	12	1	0

Proposition D City of Plano

Vote For 1

	TOTAL	VOTE %		Election Day	Early Voting	Ballot By Mail	Provision al Ballots	Limited Ballots
For	620	73.99%	<div><div></div></div>	173	438	8	1	0
Against	218	26.01%	<div><div></div></div>	71	144	3	0	0
Total Votes Cast	838	100.00%	<div><div></div></div>	244	582	11	1	0
Overvotes	0			0	0	0	0	0
Undervotes	55			18	36	1	0	0
Contest Totals	893			262	618	12	1	0

Proposition E City of Plano

Vote For 1

	TOTAL	VOTE %		Election Day	Early Voting	Ballot By Mail	Provision al Ballots	Limited Ballots
For	526	63.30%	<div><div></div></div>	147	371	7	1	0
Against	305	36.70%	<div><div></div></div>	93	208	4	0	0
Total Votes Cast	831	100.00%	<div><div></div></div>	240	579	11	1	0
Overvotes	0			0	0	0	0	0
Undervotes	62			22	39	1	0	0
Contest Totals	893			262	618	12	1	0

Proposition F City of Plano

Vote For 1

	TOTAL	VOTE %		Election Day	Early Voting	Ballot By Mail	Provision al Ballots	Limited Ballots
For	609	73.11%	<div><div></div></div>	167	432	9	1	0
Against	224	26.89%	<div><div></div></div>	75	147	2	0	0
Total Votes Cast	833	100.00%	<div><div></div></div>	242	579	11	1	0
Overvotes	0			0	0	0	0	0
Undervotes	60			20	39	1	0	0
Contest Totals	893			262	618	12	1	0

Summary Results Report
May 1st, 2021 City/School General and Special
Elections
May 1st, 2021

Final Results
SOVC
Collin County

109

Trustee, Place 6 Frisco

Vote For 1

	TOTAL	VOTE %		Election Day	Early Voting	Ballot By Mail	Provision al Ballots	Limited Ballots
John Classe	4	100.00%	<div><div></div></div>	1	3	0	0	0
Total Votes Cast	4	100.00%	<div><div></div></div>	1	3	0	0	0
Overvotes	0			0	0	0	0	0
Undervotes	9			5	4	0	0	0
Contest Totals	13			6	7	0	0	0

Trustee, Place 7 Frisco

Vote For 1

	TOTAL	VOTE %		Election Day	Early Voting	Ballot By Mail	Provision al Ballots	Limited Ballots
Evelyn Brooks	4	80.00%	<div><div></div></div>	1	3	0	0	0
René Archambault	1	20.00%	<div><div></div></div>	0	1	0	0	0
Total Votes Cast	5	100.00%	<div><div></div></div>	1	4	0	0	0
Overvotes	0			0	0	0	0	0
Undervotes	8			5	3	0	0	0
Contest Totals	13			6	7	0	0	0

Trustee, Place 1 Plano

Vote For 1

	TOTAL	VOTE %		Election Day	Early Voting	Ballot By Mail	Provision al Ballots	Limited Ballots
Lauren Tyra	425	58.54%	<div><div></div></div>	103	312	10	0	0
Shafik Ben Guesmia	26	3.58%	<div><div></div></div>	9	16	1	0	0
Semida Voicu	275	37.88%	<div><div></div></div>	97	177	1	0	0
Total Votes Cast	726	100.00%	<div><div></div></div>	209	505	12	0	0
Overvotes	0			0	0	0	0	0
Undervotes	154			47	106	0	1	0
Contest Totals	880			256	611	12	1	0

Trustee, Place 2 Plano

Vote For 1

	TOTAL	VOTE %		Election Day	Early Voting	Ballot By Mail	Provision al Ballots	Limited Ballots
Dayna Oscherwitz	306	41.98%	<div><div></div></div>	67	229	10	0	0
Ajikwaga Felli	34	4.66%	<div><div></div></div>	14	20	0	0	0
Angela Powell	389	53.36%	<div><div></div></div>	129	258	2	0	0
Total Votes Cast	729	100.00%	<div><div></div></div>	210	507	12	0	0
Overvotes	0			0	0	0	0	0
Undervotes	151			46	104	0	1	0
Contest Totals	880			256	611	12	1	0

Summary Results Report
May 1st, 2021 City/School General and Special
Elections
May 1st, 2021

Final Results
SOVC
Collin County

109

Trustee, Place 3 Plano

Vote For 1

	TOTAL	VOTE %		Election Day	Early Voting	Ballot By Mail	Provision al Ballots	Limited Ballots
Nancy C. Humphrey	415	60.06%	<div><div></div></div>	96	308	11	0	0
Lynn Walling	276	39.94%	<div><div></div></div>	104	172	0	0	0
Total Votes Cast	691	100.00%	<div><div></div></div>	200	480	11	0	0
Overvotes	0			0	0	0	0	0
Undervotes	189			56	131	1	1	0
Contest Totals	880			256	611	12	1	0

Trustee, Place 6 Plano

Vote For 1

	TOTAL	VOTE %		Election Day	Early Voting	Ballot By Mail	Provision al Ballots	Limited Ballots
Marilyn Loughray	336	47.59%	<div><div></div></div>	118	218	0	0	0
Jeri Chambers	370	52.41%	<div><div></div></div>	81	277	12	0	0
Total Votes Cast	706	100.00%	<div><div></div></div>	199	495	12	0	0
Overvotes	0			0	0	0	0	0
Undervotes	174			57	116	0	1	0
Contest Totals	880			256	611	12	1	0

Trustee, Place 7 Collin County Community College

Vote For 1

	TOTAL	VOTE %		Election Day	Early Voting	Ballot By Mail	Provision al Ballots	Limited Ballots
Jim Orr	374	51.73%	<div><div></div></div>	120	248	5	1	0
Helen Chang	349	48.27%	<div><div></div></div>	87	256	6	0	0
Total Votes Cast	723	100.00%	<div><div></div></div>	207	504	11	1	0
Overvotes	0			0	0	0	0	0
Undervotes	170			55	114	1	0	0
Contest Totals	893			262	618	12	1	0

Trustee, Place 8 Collin County Community College

Vote For 1

	TOTAL	VOTE %		Election Day	Early Voting	Ballot By Mail	Provision al Ballots	Limited Ballots
Misty Irby	338	48.77%	<div><div></div></div>	79	253	5	1	0
Bob Collins	355	51.23%	<div><div></div></div>	123	226	6	0	0
Total Votes Cast	693	100.00%	<div><div></div></div>	202	479	11	1	0
Overvotes	0			0	0	0	0	0
Undervotes	200			60	139	1	0	0
Contest Totals	893			262	618	12	1	0

Summary Results Report
 May 1st, 2021 City/School General and Special
 Elections
 May 1st, 2021

Final Results
 SOVC
 Collin County

109

Trustee, Place 9 Collin County Community College

Vote For 1

	TOTAL	VOTE %		Election Day	Early Voting	Ballot By Mail	Provision al Ballots	Limited Ballots
Andy Hardin	412	60.06%	<div><div></div></div>	130	279	3	0	0
Jacoby Stewart Sr.	274	39.94%	<div><div></div></div>	68	199	7	0	0
Total Votes Cast	686	100.00%	<div><div></div></div>	198	478	10	0	0
Overvotes	0			0	0	0	0	0
Undervotes	207			64	140	2	1	0
Contest Totals	893			262	618	12	1	0

Summary Results Report
May 1st, 2021 City/School General and Special
Elections
May 1st, 2021

Final Results
SOVC
Collin County

110

Statistics

	TOTAL	Election Day	Early Voting	Ballot By Mail	Provision al Ballots	Limited Ballots
Registered Voters - Total	2,770					
Ballots Cast - Total	275	102	167	6	0	0
Voter Turnout - Total	9.93%					

Mayor - Council Member, Place 7 Richardson

Vote For 1

	TOTAL	VOTE %		Election Day	Early Voting	Ballot By Mail	Provision al Ballots	Limited Ballots
Paul Voelker	194	100.00%	<div></div>	67	125	2	0	0
Total Votes Cast	194	100.00%	<div></div>	67	125	2	0	0
Overvotes	0			0	0	0	0	0
Undervotes	81			35	42	4	0	0
Contest Totals	275			102	167	6	0	0

Council Member, Place 1 Richardson

Vote For 1

	TOTAL	VOTE %		Election Day	Early Voting	Ballot By Mail	Provision al Ballots	Limited Ballots
Bob Dubey	182	100.00%	<div></div>	61	119	2	0	0
Total Votes Cast	182	100.00%	<div></div>	61	119	2	0	0
Overvotes	0			0	0	0	0	0
Undervotes	93			41	48	4	0	0
Contest Totals	275			102	167	6	0	0

Council Member, Place 2 Richardson

Vote For 1

	TOTAL	VOTE %		Election Day	Early Voting	Ballot By Mail	Provision al Ballots	Limited Ballots
Jennifer Justice	184	100.00%	<div></div>	62	120	2	0	0
Total Votes Cast	184	100.00%	<div></div>	62	120	2	0	0
Overvotes	0			0	0	0	0	0
Undervotes	91			40	47	4	0	0
Contest Totals	275			102	167	6	0	0

Council Member, Place 3 Richardson

Vote For 1

	TOTAL	VOTE %		Election Day	Early Voting	Ballot By Mail	Provision al Ballots	Limited Ballots
Janet DePuy	175	100.00%	<div></div>	59	115	1	0	0
Total Votes Cast	175	100.00%	<div></div>	59	115	1	0	0
Overvotes	0			0	0	0	0	0
Undervotes	100			43	52	5	0	0
Contest Totals	275			102	167	6	0	0

Summary Results Report
May 1st, 2021 City/School General and Special
Elections
May 1st, 2021

Final Results
SOVC
Collin County

110

Council Member, Place 4 Richardson

Vote For 1

	TOTAL	VOTE %		Election Day	Early Voting	Ballot By Mail	Provision al Ballots	Limited Ballots
Kyle Kepner	141	54.44%	<div><div></div></div>	57	82	2	0	0
Joe Corcoran	118	45.56%	<div><div></div></div>	36	78	4	0	0
Total Votes Cast	259	100.00%	<div><div></div></div>	93	160	6	0	0
Overvotes	0			0	0	0	0	0
Undervotes	16			9	7	0	0	0
Contest Totals	275			102	167	6	0	0

Council Member, Place 5 Richardson

Vote For 1

	TOTAL	VOTE %		Election Day	Early Voting	Ballot By Mail	Provision al Ballots	Limited Ballots
Ken Hutchenrider	174	100.00%	<div><div></div></div>	59	114	1	0	0
Total Votes Cast	174	100.00%	<div><div></div></div>	59	114	1	0	0
Overvotes	0			0	0	0	0	0
Undervotes	101			43	53	5	0	0
Contest Totals	275			102	167	6	0	0

Council Member, Place 6 Richardson

Vote For 1

	TOTAL	VOTE %		Election Day	Early Voting	Ballot By Mail	Provision al Ballots	Limited Ballots
Daniel Burdette	46	17.42%	<div><div></div></div>	18	28	0	0	0
Marilyn Frederick	127	48.11%	<div><div></div></div>	50	76	1	0	0
Arefin Shamsul	91	34.47%	<div><div></div></div>	30	56	5	0	0
Total Votes Cast	264	100.00%	<div><div></div></div>	98	160	6	0	0
Overvotes	0			0	0	0	0	0
Undervotes	11			4	7	0	0	0
Contest Totals	275			102	167	6	0	0

Trustee, Place 1 Plano

Vote For 1

	TOTAL	VOTE %		Election Day	Early Voting	Ballot By Mail	Provision al Ballots	Limited Ballots
Lauren Tyra	135	53.78%	<div><div></div></div>	41	88	6	0	0
Shafik Ben Guesmia	17	6.77%	<div><div></div></div>	8	9	0	0	0
Semida Voicu	99	39.44%	<div><div></div></div>	42	57	0	0	0
Total Votes Cast	251	100.00%	<div><div></div></div>	91	154	6	0	0
Overvotes	0			0	0	0	0	0
Undervotes	24			11	13	0	0	0
Contest Totals	275			102	167	6	0	0

Summary Results Report
May 1st, 2021 City/School General and Special
Elections
May 1st, 2021

Final Results
SOVC
Collin County

110

Trustee, Place 2 Plano

Vote For 1

	TOTAL	VOTE %		Election Day	Early Voting	Ballot By Mail	Provision al Ballots	Limited Ballots
Dayna Oscherwitz	87	35.37%	<div><div></div></div>	26	55	6	0	0
Ajikwaga Felli	19	7.72%	<div><div></div></div>	11	8	0	0	0
Angela Powell	140	56.91%	<div><div></div></div>	53	87	0	0	0
Total Votes Cast	246	100.00%	<div><div></div></div>	90	150	6	0	0
Overvotes	0			0	0	0	0	0
Undervotes	29			12	17	0	0	0
Contest Totals	275			102	167	6	0	0

Trustee, Place 3 Plano

Vote For 1

	TOTAL	VOTE %		Election Day	Early Voting	Ballot By Mail	Provision al Ballots	Limited Ballots
Nancy C. Humphrey	144	59.02%	<div><div></div></div>	42	97	5	0	0
Lynn Walling	100	40.98%	<div><div></div></div>	48	52	0	0	0
Total Votes Cast	244	100.00%	<div><div></div></div>	90	149	5	0	0
Overvotes	0			0	0	0	0	0
Undervotes	31			12	18	1	0	0
Contest Totals	275			102	167	6	0	0

Trustee, Place 6 Plano

Vote For 1

	TOTAL	VOTE %		Election Day	Early Voting	Ballot By Mail	Provision al Ballots	Limited Ballots
Marilyn Loughray	123	50.41%	<div><div></div></div>	49	73	1	0	0
Jeri Chambers	121	49.59%	<div><div></div></div>	40	77	4	0	0
Total Votes Cast	244	100.00%	<div><div></div></div>	89	150	5	0	0
Overvotes	0			0	0	0	0	0
Undervotes	31			13	17	1	0	0
Contest Totals	275			102	167	6	0	0

Trustee, Place 7 Collin County Community College

Vote For 1

	TOTAL	VOTE %		Election Day	Early Voting	Ballot By Mail	Provision al Ballots	Limited Ballots
Jim Orr	129	53.09%	<div><div></div></div>	47	79	3	0	0
Helen Chang	114	46.91%	<div><div></div></div>	42	69	3	0	0
Total Votes Cast	243	100.00%	<div><div></div></div>	89	148	6	0	0
Overvotes	0			0	0	0	0	0
Undervotes	32			13	19	0	0	0
Contest Totals	275			102	167	6	0	0

Summary Results Report
May 1st, 2021 City/School General and Special
Elections
May 1st, 2021

Final Results
SOVC
Collin County

110

Trustee, Place 8 Collin County Community College

Vote For 1

	TOTAL	VOTE %		Election Day	Early Voting	Ballot By Mail	Provision al Ballots	Limited Ballots
Misty Irby	108	44.26%	<div><div></div></div>	41	64	3	0	0
Bob Collins	136	55.74%	<div><div></div></div>	48	85	3	0	0
Total Votes Cast	244	100.00%	<div><div></div></div>	89	149	6	0	0
Overvotes	0			0	0	0	0	0
Undervotes	31			13	18	0	0	0
Contest Totals	275			102	167	6	0	0

Trustee, Place 9 Collin County Community College

Vote For 1

	TOTAL	VOTE %		Election Day	Early Voting	Ballot By Mail	Provision al Ballots	Limited Ballots
Andy Hardin	168	70.89%	<div><div></div></div>	63	102	3	0	0
Jacoby Stewart Sr.	69	29.11%	<div><div></div></div>	24	42	3	0	0
Total Votes Cast	237	100.00%	<div><div></div></div>	87	144	6	0	0
Overvotes	0			0	0	0	0	0
Undervotes	38			15	23	0	0	0
Contest Totals	275			102	167	6	0	0

Summary Results Report
May 1st, 2021 City/School General and Special
Elections
May 1st, 2021

Final Results
SOVC
Collin County

111

Statistics

	TOTAL	Election Day	Early Voting	Ballot By Mail	Provisional Ballots	Limited Ballots
Registered Voters - Total	5,497					
Ballots Cast - Total	388	141	244	3	0	0
Voter Turnout - Total	7.06%					

City Council, Place 1 Frisco

Vote For 1

	TOTAL	VOTE %		Election Day	Early Voting	Ballot By Mail	Provisional Ballots	Limited Ballots
John Keating	298	82.78%	<div><div></div></div>	106	190	2	0	0
JP Schade	62	17.22%	<div><div></div></div>	24	37	1	0	0
Total Votes Cast	360	100.00%	<div><div></div></div>	130	227	3	0	0
Overvotes	0			0	0	0	0	0
Undervotes	28			11	17	0	0	0
Contest Totals	388			141	244	3	0	0

City Council, Place 3 Frisco

Vote For 1

	TOTAL	VOTE %		Election Day	Early Voting	Ballot By Mail	Provisional Ballots	Limited Ballots
Sai Krishna	21	5.54%	<div><div></div></div>	13	8	0	0	0
Angelia Pelham	131	34.56%	<div><div></div></div>	41	89	1	0	0
Jennifer White	131	34.56%	<div><div></div></div>	47	84	0	0	0
Karen Cunningham	96	25.33%	<div><div></div></div>	34	60	2	0	0
Total Votes Cast	379	100.00%	<div><div></div></div>	135	241	3	0	0
Overvotes	0			0	0	0	0	0
Undervotes	9			6	3	0	0	0
Contest Totals	388			141	244	3	0	0

Trustee, Place 6 Frisco

Vote For 1

	TOTAL	VOTE %		Election Day	Early Voting	Ballot By Mail	Provisional Ballots	Limited Ballots
John Classe	248	100.00%	<div><div></div></div>	84	163	1	0	0
Total Votes Cast	248	100.00%	<div><div></div></div>	84	163	1	0	0
Overvotes	0			0	0	0	0	0
Undervotes	140			57	81	2	0	0
Contest Totals	388			141	244	3	0	0

Trustee, Place 7 Frisco

Vote For 1

	TOTAL	VOTE %		Election Day	Early Voting	Ballot By Mail	Provisional Ballots	Limited Ballots
Evelyn Brooks	137	39.14%	<div><div></div></div>	49	87	1	0	0
René Archambault	213	60.86%	<div><div></div></div>	73	138	2	0	0
Total Votes Cast	350	100.00%	<div><div></div></div>	122	225	3	0	0
Overvotes	0			0	0	0	0	0
Undervotes	38			19	19	0	0	0
Contest Totals	388			141	244	3	0	0

Summary Results Report
May 1st, 2021 City/School General and Special
Elections
May 1st, 2021

Final Results
SOVC
Collin County

111

Trustee, Place 7 Collin County Community College

Vote For 1

	TOTAL	VOTE %		Election Day	Early Voting	Ballot By Mail	Provision al Ballots	Limited Ballots
Jim Orr	190	61.09%	<div><div></div></div>	63	126	1	0	0
Helen Chang	121	38.91%	<div><div></div></div>	48	71	2	0	0
Total Votes Cast	311	100.00%	<div><div></div></div>	111	197	3	0	0
Overvotes	0			0	0	0	0	0
Undervotes	77			30	47	0	0	0
Contest Totals	388			141	244	3	0	0

Trustee, Place 8 Collin County Community College

Vote For 1

	TOTAL	VOTE %		Election Day	Early Voting	Ballot By Mail	Provision al Ballots	Limited Ballots
Misty Irby	116	38.80%	<div><div></div></div>	45	70	1	0	0
Bob Collins	183	61.20%	<div><div></div></div>	63	118	2	0	0
Total Votes Cast	299	100.00%	<div><div></div></div>	108	188	3	0	0
Overvotes	0			0	0	0	0	0
Undervotes	89			33	56	0	0	0
Contest Totals	388			141	244	3	0	0

Trustee, Place 9 Collin County Community College

Vote For 1

	TOTAL	VOTE %		Election Day	Early Voting	Ballot By Mail	Provision al Ballots	Limited Ballots
Andy Hardin	214	70.63%	<div><div></div></div>	71	141	2	0	0
Jacoby Stewart Sr.	89	29.37%	<div><div></div></div>	36	52	1	0	0
Total Votes Cast	303	100.00%	<div><div></div></div>	107	193	3	0	0
Overvotes	0			0	0	0	0	0
Undervotes	85			34	51	0	0	0
Contest Totals	388			141	244	3	0	0

Summary Results Report
May 1st, 2021 City/School General and Special
Elections
May 1st, 2021

Final Results
SOVC
Collin County

112

Statistics

	TOTAL	Election Day	Early Voting	Ballot By Mail	Provision al Ballots	Limited Ballots
Registered Voters - Total	2,964					
Ballots Cast - Total	744	195	512	37	0	0
Voter Turnout - Total	25.10%					

Councilmember, Place No.2 Plano

Vote For 1

	TOTAL	VOTE %		Election Day	Early Voting	Ballot By Mail	Provision al Ballots	Limited Ballots
Anthony Ricciardelli	388	55.83%	<div><div></div></div>	101	272	15	0	0
Steve Lavine	307	44.17%	<div><div></div></div>	82	205	20	0	0
Total Votes Cast	695	100.00%	<div><div></div></div>	183	477	35	0	0
Overvotes	0			0	0	0	0	0
Undervotes	49			12	35	2	0	0
Contest Totals	744			195	512	37	0	0

Councilmember, Place No.4 Plano

Vote For 1

	TOTAL	VOTE %		Election Day	Early Voting	Ballot By Mail	Provision al Ballots	Limited Ballots
Vidal Quintanilla	34	5.01%	<div><div></div></div>	17	13	4	0	0
Justin Adcock	283	41.74%	<div><div></div></div>	61	214	8	0	0
Kayci Prince	287	42.33%	<div><div></div></div>	76	189	22	0	0
Nassat Parveen	74	10.91%	<div><div></div></div>	27	46	1	0	0
Total Votes Cast	678	100.00%	<div><div></div></div>	181	462	35	0	0
Overvotes	0			0	0	0	0	0
Undervotes	66			14	50	2	0	0
Contest Totals	744			195	512	37	0	0

Councilmember, Place No.6 (Mayor)

Vote For 1

	TOTAL	VOTE %		Election Day	Early Voting	Ballot By Mail	Provision al Ballots	Limited Ballots
Lydia Ortega	17	2.32%	<div><div></div></div>	7	9	1	0	0
Lily Bao	348	47.48%	<div><div></div></div>	92	243	13	0	0
John Muns	368	50.20%	<div><div></div></div>	93	252	23	0	0
Total Votes Cast	733	100.00%	<div><div></div></div>	192	504	37	0	0
Overvotes	0			0	0	0	0	0
Undervotes	11			3	8	0	0	0
Contest Totals	744			195	512	37	0	0

Summary Results Report
May 1st, 2021 City/School General and Special
Elections
May 1st, 2021

Final Results
SOVC
Collin County

112

Councilmember, Place No.8 Plano

Vote For 1

	TOTAL	VOTE %		Election Day	Early Voting	Ballot By Mail	Provision al Ballots	Limited Ballots
Elisa Klein	304	44.90%	<div><div></div></div>	79	204	21	0	0
Rick Smith	373	55.10%	<div><div></div></div>	95	264	14	0	0
Total Votes Cast	677	100.00%	<div><div></div></div>	174	468	35	0	0
Overvotes	0			0	0	0	0	0
Undervotes	67			21	44	2	0	0
Contest Totals	744			195	512	37	0	0

Councilmember, Place No.7 Plano

Vote For 1

	TOTAL	VOTE %		Election Day	Early Voting	Ballot By Mail	Provision al Ballots	Limited Ballots
David M. Smith	90	13.43%	<div><div></div></div>	25	62	3	0	0
Julie Holmer	238	35.52%	<div><div></div></div>	57	164	17	0	0
Sandeep Srivastava	83	12.39%	<div><div></div></div>	18	64	1	0	0
Chris Robertson	218	32.54%	<div><div></div></div>	57	153	8	0	0
Bill Lisle III	41	6.12%	<div><div></div></div>	16	21	4	0	0
Total Votes Cast	670	100.00%	<div><div></div></div>	173	464	33	0	0
Overvotes	0			0	0	0	0	0
Undervotes	74			22	48	4	0	0
Contest Totals	744			195	512	37	0	0

Proposition A City of Plano

Vote For 1

	TOTAL	VOTE %		Election Day	Early Voting	Ballot By Mail	Provision al Ballots	Limited Ballots
For	535	76.65%	<div><div></div></div>	135	373	27	0	0
Against	163	23.35%	<div><div></div></div>	47	108	8	0	0
Total Votes Cast	698	100.00%	<div><div></div></div>	182	481	35	0	0
Overvotes	0			0	0	0	0	0
Undervotes	46			13	31	2	0	0
Contest Totals	744			195	512	37	0	0

Proposition B City of Plano

Vote For 1

	TOTAL	VOTE %		Election Day	Early Voting	Ballot By Mail	Provision al Ballots	Limited Ballots
For	484	69.84%	<div><div></div></div>	126	327	31	0	0
Against	209	30.16%	<div><div></div></div>	52	153	4	0	0
Total Votes Cast	693	100.00%	<div><div></div></div>	178	480	35	0	0
Overvotes	0			0	0	0	0	0
Undervotes	51			17	32	2	0	0
Contest Totals	744			195	512	37	0	0

Summary Results Report
May 1st, 2021 City/School General and Special
Elections
May 1st, 2021

Final Results
SOVC
Collin County

112

Proposition C City of Plano

Vote For 1

	TOTAL	VOTE %		Election Day	Early Voting	Ballot By Mail	Provision al Ballots	Limited Ballots
For	396	57.73%	<div><div></div></div>	97	272	27	0	0
Against	290	42.27%	<div><div></div></div>	80	202	8	0	0
Total Votes Cast	686	100.00%	<div><div></div></div>	177	474	35	0	0
Overvotes	1			0	0	1	0	0
Undervotes	57			18	38	1	0	0
Contest Totals	744			195	512	37	0	0

Proposition D City of Plano

Vote For 1

	TOTAL	VOTE %		Election Day	Early Voting	Ballot By Mail	Provision al Ballots	Limited Ballots
For	495	71.84%	<div><div></div></div>	120	348	27	0	0
Against	194	28.16%	<div><div></div></div>	56	129	9	0	0
Total Votes Cast	689	100.00%	<div><div></div></div>	176	477	36	0	0
Overvotes	0			0	0	0	0	0
Undervotes	55			19	35	1	0	0
Contest Totals	744			195	512	37	0	0

Proposition E City of Plano

Vote For 1

	TOTAL	VOTE %		Election Day	Early Voting	Ballot By Mail	Provision al Ballots	Limited Ballots
For	400	58.74%	<div><div></div></div>	101	275	24	0	0
Against	281	41.26%	<div><div></div></div>	73	196	12	0	0
Total Votes Cast	681	100.00%	<div><div></div></div>	174	471	36	0	0
Overvotes	0			0	0	0	0	0
Undervotes	63			21	41	1	0	0
Contest Totals	744			195	512	37	0	0

Proposition F City of Plano

Vote For 1

	TOTAL	VOTE %		Election Day	Early Voting	Ballot By Mail	Provision al Ballots	Limited Ballots
For	501	72.82%	<div><div></div></div>	123	348	30	0	0
Against	187	27.18%	<div><div></div></div>	52	129	6	0	0
Total Votes Cast	688	100.00%	<div><div></div></div>	175	477	36	0	0
Overvotes	0			0	0	0	0	0
Undervotes	56			20	35	1	0	0
Contest Totals	744			195	512	37	0	0

Summary Results Report
May 1st, 2021 City/School General and Special
Elections
May 1st, 2021

Final Results
SOVC
Collin County

112

Trustee, Place 1 Plano

Vote For 1

	TOTAL	VOTE %		Election Day	Early Voting	Ballot By Mail	Provision al Ballots	Limited Ballots
Lauren Tyra	383	62.28%	<div><div></div></div>	100	257	26	0	0
Shafik Ben Guesmia	26	4.23%	<div><div></div></div>	4	20	2	0	0
Semida Voicu	206	33.50%	<div><div></div></div>	51	148	7	0	0
Total Votes Cast	615	100.00%	<div><div></div></div>	155	425	35	0	0
Overvotes	0			0	0	0	0	0
Undervotes	129			40	87	2	0	0
Contest Totals	744			195	512	37	0	0

Trustee, Place 2 Plano

Vote For 1

	TOTAL	VOTE %		Election Day	Early Voting	Ballot By Mail	Provision al Ballots	Limited Ballots
Dayna Oscherwitz	264	43.14%	<div><div></div></div>	63	188	13	0	0
Ajikwaga Felli	28	4.58%	<div><div></div></div>	9	19	0	0	0
Angela Powell	320	52.29%	<div><div></div></div>	79	219	22	0	0
Total Votes Cast	612	100.00%	<div><div></div></div>	151	426	35	0	0
Overvotes	0			0	0	0	0	0
Undervotes	132			44	86	2	0	0
Contest Totals	744			195	512	37	0	0

Trustee, Place 3 Plano

Vote For 1

	TOTAL	VOTE %		Election Day	Early Voting	Ballot By Mail	Provision al Ballots	Limited Ballots
Nancy C. Humphrey	378	63.64%	<div><div></div></div>	89	263	26	0	0
Lynn Walling	216	36.36%	<div><div></div></div>	51	157	8	0	0
Total Votes Cast	594	100.00%	<div><div></div></div>	140	420	34	0	0
Overvotes	0			0	0	0	0	0
Undervotes	150			55	92	3	0	0
Contest Totals	744			195	512	37	0	0

Trustee, Place 6 Plano

Vote For 1

	TOTAL	VOTE %		Election Day	Early Voting	Ballot By Mail	Provision al Ballots	Limited Ballots
Marilyn Loughray	263	43.47%	<div><div></div></div>	67	188	8	0	0
Jeri Chambers	342	56.53%	<div><div></div></div>	79	238	25	0	0
Total Votes Cast	605	100.00%	<div><div></div></div>	146	426	33	0	0
Overvotes	0			0	0	0	0	0
Undervotes	139			49	86	4	0	0
Contest Totals	744			195	512	37	0	0

Summary Results Report
May 1st, 2021 City/School General and Special
Elections
May 1st, 2021

Final Results
SOVC
Collin County

112

Trustee, Place 7 Collin County Community College

Vote For 1

	TOTAL	VOTE %		Election Day	Early Voting	Ballot By Mail	Provision al Ballots	Limited Ballots
Jim Orr	290	48.33%	<div><div></div></div>	71	203	16	0	0
Helen Chang	310	51.67%	<div><div></div></div>	80	215	15	0	0
Total Votes Cast	600	100.00%	<div><div></div></div>	151	418	31	0	0
Overvotes	0			0	0	0	0	0
Undervotes	144			44	94	6	0	0
Contest Totals	744			195	512	37	0	0

Trustee, Place 8 Collin County Community College

Vote For 1

	TOTAL	VOTE %		Election Day	Early Voting	Ballot By Mail	Provision al Ballots	Limited Ballots
Misty Irby	288	50.09%	<div><div></div></div>	74	197	17	0	0
Bob Collins	287	49.91%	<div><div></div></div>	65	208	14	0	0
Total Votes Cast	575	100.00%	<div><div></div></div>	139	405	31	0	0
Overvotes	0			0	0	0	0	0
Undervotes	169			56	107	6	0	0
Contest Totals	744			195	512	37	0	0

Trustee, Place 9 Collin County Community College

Vote For 1

	TOTAL	VOTE %		Election Day	Early Voting	Ballot By Mail	Provision al Ballots	Limited Ballots
Andy Hardin	333	58.52%	<div><div></div></div>	82	229	22	0	0
Jacoby Stewart Sr.	236	41.48%	<div><div></div></div>	56	169	11	0	0
Total Votes Cast	569	100.00%	<div><div></div></div>	138	398	33	0	0
Overvotes	0			0	0	0	0	0
Undervotes	175			57	114	4	0	0
Contest Totals	744			195	512	37	0	0

Summary Results Report
May 1st, 2021 City/School General and Special
Elections
May 1st, 2021

Final Results
SOVC
Collin County

113

Statistics

	TOTAL	Election Day	Early Voting	Ballot By Mail	Provisional Ballots	Limited Ballots
Registered Voters - Total	3,311					
Ballots Cast - Total	331	109	203	17	2	0
Voter Turnout - Total	10.00%					

Councilmember, Place No. 1 Allen

Vote For 1

	TOTAL	VOTE %		Election Day	Early Voting	Ballot By Mail	Provisional Ballots	Limited Ballots
Christopher Gaspard	11	3.70%	<div><div></div></div>	5	5	0	1	0
Malcom J. Wilkinson	15	5.05%	<div><div></div></div>	1	11	3	0	0
Daren Meis	141	47.47%	<div><div></div></div>	58	81	2	0	0
Nathan Polsky	16	5.39%	<div><div></div></div>	5	8	3	0	0
Andre Hines	15	5.05%	<div><div></div></div>	0	12	2	1	0
Dwight Burns	99	33.33%	<div><div></div></div>	28	67	4	0	0
Total Votes Cast	297	100.00%	<div><div></div></div>	97	184	14	2	0
Overvotes	0			0	0	0	0	0
Undervotes	34			12	19	3	0	0
Contest Totals	331			109	203	17	2	0

Councilmember, Place No. 3 Allen

Vote For 1

	TOTAL	VOTE %		Election Day	Early Voting	Ballot By Mail	Provisional Ballots	Limited Ballots
Joseph Jackson	6	1.92%	<div><div></div></div>	1	4	0	1	0
Joey Herald	58	18.59%	<div><div></div></div>	19	38	1	0	0
Lauren Doherty	131	41.99%	<div><div></div></div>	33	86	12	0	0
Dave Cornette	114	36.54%	<div><div></div></div>	49	60	4	1	0
Kenneth Wineburg, Jr.	3	0.96%	<div><div></div></div>	1	2	0	0	0
Total Votes Cast	312	100.00%	<div><div></div></div>	103	190	17	2	0
Overvotes	0			0	0	0	0	0
Undervotes	19			6	13	0	0	0
Contest Totals	331			109	203	17	2	0

Councilmember, Place No. 5 Allen

Vote For 1

	TOTAL	VOTE %		Election Day	Early Voting	Ballot By Mail	Provisional Ballots	Limited Ballots
Diane Martin	38	12.46%	<div><div></div></div>	7	23	6	2	0
Dave Shafer	141	46.23%	<div><div></div></div>	55	83	3	0	0
Philip Brewer	122	40.00%	<div><div></div></div>	37	79	6	0	0
Edson Mureeba	4	1.31%	<div><div></div></div>	1	3	0	0	0
Total Votes Cast	305	100.00%	<div><div></div></div>	100	188	15	2	0
Overvotes	0			0	0	0	0	0
Undervotes	26			9	15	2	0	0
Contest Totals	331			109	203	17	2	0

Summary Results Report
May 1st, 2021 City/School General and Special
Elections
May 1st, 2021

Final Results
SOVC
Collin County

113

School District Board of Trustees, Place 1 Allen

Vote For 1

	TOTAL	VOTE %		Election Day	Early Voting	Ballot By Mail	Provision al Ballots	Limited Ballots
Jorge J. Torres	92	31.29%	<div><div></div></div>	32	53	7	0	0
Sarah Mitchell	202	68.71%	<div><div></div></div>	64	126	10	2	0
Total Votes Cast	294	100.00%	<div><div></div></div>	96	179	17	2	0
Overvotes	0			0	0	0	0	0
Undervotes	37			13	24	0	0	0
Contest Totals	331			109	203	17	2	0

School District Board of Trustees, Place 2 Allen

Vote For 1

	TOTAL	VOTE %		Election Day	Early Voting	Ballot By Mail	Provision al Ballots	Limited Ballots
David W. Noll	175	63.41%	<div><div></div></div>	64	107	4	0	0
Stacey Greer	101	36.59%	<div><div></div></div>	27	60	12	2	0
Total Votes Cast	276	100.00%	<div><div></div></div>	91	167	16	2	0
Overvotes	0			0	0	0	0	0
Undervotes	55			18	36	1	0	0
Contest Totals	331			109	203	17	2	0

School District Board of Trustees, Place 3 Allen

Vote For 1

	TOTAL	VOTE %		Election Day	Early Voting	Ballot By Mail	Provision al Ballots	Limited Ballots
Kevin Cameron	211	76.73%	<div><div></div></div>	69	131	9	2	0
Deepak Kaithakkapuzha	64	23.27%	<div><div></div></div>	21	38	5	0	0
Total Votes Cast	275	100.00%	<div><div></div></div>	90	169	14	2	0
Overvotes	0			0	0	0	0	0
Undervotes	56			19	34	3	0	0
Contest Totals	331			109	203	17	2	0

Proposition A Allen ISD

Vote For 1

	TOTAL	VOTE %		Election Day	Early Voting	Ballot By Mail	Provision al Ballots	Limited Ballots
For	282	88.12%	<div><div></div></div>	96	172	12	2	0
Against	38	11.88%	<div><div></div></div>	11	24	3	0	0
Total Votes Cast	320	100.00%	<div><div></div></div>	107	196	15	2	0
Overvotes	0			0	0	0	0	0
Undervotes	11			2	7	2	0	0
Contest Totals	331			109	203	17	2	0

Summary Results Report
May 1st, 2021 City/School General and Special
Elections
May 1st, 2021

Final Results
SOVC
Collin County

113

Trustee, Place 7 Collin County Community College

Vote For 1

	TOTAL	VOTE %		Election Day	Early Voting	Ballot By Mail	Provision al Ballots	Limited Ballots
Jim Orr	153	55.23%	<div><div></div></div>	55	94	3	1	0
Helen Chang	124	44.77%	<div><div></div></div>	30	83	10	1	0
Total Votes Cast	277	100.00%	<div><div></div></div>	85	177	13	2	0
Overvotes	0			0	0	0	0	0
Undervotes	54			24	26	4	0	0
Contest Totals	331			109	203	17	2	0

Trustee, Place 8 Collin County Community College

Vote For 1

	TOTAL	VOTE %		Election Day	Early Voting	Ballot By Mail	Provision al Ballots	Limited Ballots
Misty Irby	130	47.62%	<div><div></div></div>	35	86	8	1	0
Bob Collins	143	52.38%	<div><div></div></div>	51	86	5	1	0
Total Votes Cast	273	100.00%	<div><div></div></div>	86	172	13	2	0
Overvotes	0			0	0	0	0	0
Undervotes	58			23	31	4	0	0
Contest Totals	331			109	203	17	2	0

Trustee, Place 9 Collin County Community College

Vote For 1

	TOTAL	VOTE %		Election Day	Early Voting	Ballot By Mail	Provision al Ballots	Limited Ballots
Andy Hardin	180	67.67%	<div><div></div></div>	62	110	7	1	0
Jacoby Stewart Sr.	86	32.33%	<div><div></div></div>	22	59	4	1	0
Total Votes Cast	266	100.00%	<div><div></div></div>	84	169	11	2	0
Overvotes	0			0	0	0	0	0
Undervotes	65			25	34	6	0	0
Contest Totals	331			109	203	17	2	0

Summary Results Report
May 1st, 2021 City/School General and Special
Elections
May 1st, 2021

Final Results
SOVC
Collin County

114

Statistics

	TOTAL	Election Day	Early Voting	Ballot By Mail	Provisional Ballots	Limited Ballots
Registered Voters - Total	1,801					
Ballots Cast - Total	63	22	38	3	0	0
Voter Turnout - Total	3.50%					

School District Board Of Trustees, Place 7 McKinney

Vote For 1

	TOTAL	VOTE %		Election Day	Early Voting	Ballot By Mail	Provisional Ballots	Limited Ballots
Serena Ashcroft	7	31.82%	<div><div></div></div>	5	2	0	0	0
Joy Booth	5	22.73%	<div><div></div></div>	1	3	1	0	0
Harvey Oaxaca	10	45.45%	<div><div></div></div>	2	6	2	0	0
J.B. Franze	0	0.00%	<div><div></div></div>	0	0	0	0	0
Total Votes Cast	22	100.00%	<div><div></div></div>	8	11	3	0	0
Overvotes	0			0	0	0	0	0
Undervotes	11			3	8	0	0	0
Contest Totals	33			11	19	3	0	0

Proposition A McKinney ISD

Vote For 1

	TOTAL	VOTE %		Election Day	Early Voting	Ballot By Mail	Provisional Ballots	Limited Ballots
For	24	72.73%	<div><div></div></div>	7	15	2	0	0
Against	9	27.27%	<div><div></div></div>	4	4	1	0	0
Total Votes Cast	33	100.00%	<div><div></div></div>	11	19	3	0	0
Overvotes	0			0	0	0	0	0
Undervotes	0			0	0	0	0	0
Contest Totals	33			11	19	3	0	0

Proposition B McKinney ISD

Vote For 1

	TOTAL	VOTE %		Election Day	Early Voting	Ballot By Mail	Provisional Ballots	Limited Ballots
For	24	72.73%	<div><div></div></div>	7	15	2	0	0
Against	9	27.27%	<div><div></div></div>	4	4	1	0	0
Total Votes Cast	33	100.00%	<div><div></div></div>	11	19	3	0	0
Overvotes	0			0	0	0	0	0
Undervotes	0			0	0	0	0	0
Contest Totals	33			11	19	3	0	0

Proposition C McKinney ISD

Vote For 1

	TOTAL	VOTE %		Election Day	Early Voting	Ballot By Mail	Provisional Ballots	Limited Ballots
For	17	53.12%	<div><div></div></div>	6	9	2	0	0
Against	15	46.88%	<div><div></div></div>	5	9	1	0	0
Total Votes Cast	32	100.00%	<div><div></div></div>	11	18	3	0	0
Overvotes	0			0	0	0	0	0
Undervotes	1			0	1	0	0	0
Contest Totals	33			11	19	3	0	0

Summary Results Report
May 1st, 2021 City/School General and Special
Elections
May 1st, 2021

Final Results
SOVC
Collin County

114

Proposition D McKinney ISD

Vote For 1

	TOTAL	VOTE %		Election Day	Early Voting	Ballot By Mail	Provision al Ballots	Limited Ballots
For	19	57.58%	<div><div></div></div>	7	10	2	0	0
Against	14	42.42%	<div><div></div></div>	4	9	1	0	0
Total Votes Cast	33	100.00%	<div><div></div></div>	11	19	3	0	0
Overvotes	0			0	0	0	0	0
Undervotes	0			0	0	0	0	0
Contest Totals	33			11	19	3	0	0

Trustee, Place 7 Collin County Community College

Vote For 1

	TOTAL	VOTE %		Election Day	Early Voting	Ballot By Mail	Provision al Ballots	Limited Ballots
Jim Orr	35	64.81%	<div><div></div></div>	15	19	1	0	0
Helen Chang	19	35.19%	<div><div></div></div>	4	13	2	0	0
Total Votes Cast	54	100.00%	<div><div></div></div>	19	32	3	0	0
Overvotes	0			0	0	0	0	0
Undervotes	9			3	6	0	0	0
Contest Totals	63			22	38	3	0	0

Trustee, Place 8 Collin County Community College

Vote For 1

	TOTAL	VOTE %		Election Day	Early Voting	Ballot By Mail	Provision al Ballots	Limited Ballots
Misty Irby	24	45.28%	<div><div></div></div>	4	18	2	0	0
Bob Collins	29	54.72%	<div><div></div></div>	14	14	1	0	0
Total Votes Cast	53	100.00%	<div><div></div></div>	18	32	3	0	0
Overvotes	0			0	0	0	0	0
Undervotes	10			4	6	0	0	0
Contest Totals	63			22	38	3	0	0

Trustee, Place 9 Collin County Community College

Vote For 1

	TOTAL	VOTE %		Election Day	Early Voting	Ballot By Mail	Provision al Ballots	Limited Ballots
Andy Hardin	35	68.63%	<div><div></div></div>	15	19	1	0	0
Jacoby Stewart Sr.	16	31.37%	<div><div></div></div>	3	11	2	0	0
Total Votes Cast	51	100.00%	<div><div></div></div>	18	30	3	0	0
Overvotes	0			0	0	0	0	0
Undervotes	12			4	8	0	0	0
Contest Totals	63			22	38	3	0	0

Summary Results Report
May 1st, 2021 City/School General and Special
Elections
May 1st, 2021

Final Results
SOVC
Collin County

115

Statistics

	TOTAL	Election Day	Early Voting	Ballot By Mail	Provision al Ballots	Limited Ballots
Registered Voters - Total	2,898					
Ballots Cast - Total	292	127	128	37	0	0
Voter Turnout - Total	10.08%					

Member of Council, Place 12 Dallas

Vote For 1

	TOTAL	VOTE %		Election Day	Early Voting	Ballot By Mail	Provision al Ballots	Limited Ballots
Elva Curl	46	16.49%	<div><div></div></div>	18	24	4	0	0
Cara Mendelsohn	233	83.51%	<div><div></div></div>	101	100	32	0	0
Total Votes Cast	279	100.00%	<div><div></div></div>	119	124	36	0	0
Overvotes	0			0	0	0	0	0
Undervotes	13			8	4	1	0	0
Contest Totals	292			127	128	37	0	0

Proposition A City of Dallas

Vote For 1

	TOTAL	VOTE %		Election Day	Early Voting	Ballot By Mail	Provision al Ballots	Limited Ballots
For	69	25.09%	<div><div></div></div>	34	30	5	0	0
Against	206	74.91%	<div><div></div></div>	88	90	28	0	0
Total Votes Cast	275	100.00%	<div><div></div></div>	122	120	33	0	0
Overvotes	0			0	0	0	0	0
Undervotes	17			5	8	4	0	0
Contest Totals	292			127	128	37	0	0

Proposition B City of Dallas

Vote For 1

	TOTAL	VOTE %		Election Day	Early Voting	Ballot By Mail	Provision al Ballots	Limited Ballots
For	67	24.10%	<div><div></div></div>	33	31	3	0	0
Against	211	75.90%	<div><div></div></div>	90	91	30	0	0
Total Votes Cast	278	100.00%	<div><div></div></div>	123	122	33	0	0
Overvotes	0			0	0	0	0	0
Undervotes	14			4	6	4	0	0
Contest Totals	292			127	128	37	0	0

Trustee, Place 1 Plano

Vote For 1

	TOTAL	VOTE %		Election Day	Early Voting	Ballot By Mail	Provision al Ballots	Limited Ballots
Lauren Tyra	145	63.04%	<div><div></div></div>	64	63	18	0	0
Shafik Ben Guesmia	25	10.87%	<div><div></div></div>	12	11	2	0	0
Semida Voicu	60	26.09%	<div><div></div></div>	21	36	3	0	0
Total Votes Cast	230	100.00%	<div><div></div></div>	97	110	23	0	0
Overvotes	0			0	0	0	0	0
Undervotes	62			30	18	14	0	0
Contest Totals	292			127	128	37	0	0

Summary Results Report
May 1st, 2021 City/School General and Special
Elections
May 1st, 2021

Final Results
SOVC
Collin County

115

Trustee, Place 2 Plano

Vote For 1

	TOTAL	VOTE %		Election Day	Early Voting	Ballot By Mail	Provision al Ballots	Limited Ballots
Dayna Oscherwitz	111	48.68%	<div><div></div></div>	49	45	17	0	0
Ajikwaga Felli	14	6.14%	<div><div></div></div>	3	9	2	0	0
Angela Powell	103	45.18%	<div><div></div></div>	45	54	4	0	0
Total Votes Cast	228	100.00%	<div><div></div></div>	97	108	23	0	0
Overvotes	0			0	0	0	0	0
Undervotes	64			30	20	14	0	0
Contest Totals	292			127	128	37	0	0

Trustee, Place 3 Plano

Vote For 1

	TOTAL	VOTE %		Election Day	Early Voting	Ballot By Mail	Provision al Ballots	Limited Ballots
Nancy C. Humphrey	125	60.39%	<div><div></div></div>	54	56	15	0	0
Lynn Walling	82	39.61%	<div><div></div></div>	33	44	5	0	0
Total Votes Cast	207	100.00%	<div><div></div></div>	87	100	20	0	0
Overvotes	0			0	0	0	0	0
Undervotes	85			40	28	17	0	0
Contest Totals	292			127	128	37	0	0

Trustee, Place 6 Plano

Vote For 1

	TOTAL	VOTE %		Election Day	Early Voting	Ballot By Mail	Provision al Ballots	Limited Ballots
Marilyn Loughray	81	38.94%	<div><div></div></div>	31	47	3	0	0
Jeri Chambers	127	61.06%	<div><div></div></div>	53	54	20	0	0
Total Votes Cast	208	100.00%	<div><div></div></div>	84	101	23	0	0
Overvotes	0			0	0	0	0	0
Undervotes	84			43	27	14	0	0
Contest Totals	292			127	128	37	0	0

Trustee, Place 7 Collin County Community College

Vote For 1

	TOTAL	VOTE %		Election Day	Early Voting	Ballot By Mail	Provision al Ballots	Limited Ballots
Jim Orr	106	47.32%	<div><div></div></div>	40	57	9	0	0
Helen Chang	118	52.68%	<div><div></div></div>	53	51	14	0	0
Total Votes Cast	224	100.00%	<div><div></div></div>	93	108	23	0	0
Overvotes	0			0	0	0	0	0
Undervotes	68			34	20	14	0	0
Contest Totals	292			127	128	37	0	0

Summary Results Report
May 1st, 2021 City/School General and Special
Elections
May 1st, 2021

Final Results
SOVC
Collin County

115

Trustee, Place 8 Collin County Community College

Vote For 1

	TOTAL	VOTE %		Election Day	Early Voting	Ballot By Mail	Provision al Ballots	Limited Ballots
Misty Irby	101	46.98%	<div><div></div></div>	48	41	12	0	0
Bob Collins	114	53.02%	<div><div></div></div>	41	61	12	0	0
Total Votes Cast	215	100.00%	<div><div></div></div>	89	102	24	0	0
Overvotes	0			0	0	0	0	0
Undervotes	77			38	26	13	0	0
Contest Totals	292			127	128	37	0	0

Trustee, Place 9 Collin County Community College

Vote For 1

	TOTAL	VOTE %		Election Day	Early Voting	Ballot By Mail	Provision al Ballots	Limited Ballots
Andy Hardin	131	62.98%	<div><div></div></div>	56	65	10	0	0
Jacoby Stewart Sr.	77	37.02%	<div><div></div></div>	32	32	13	0	0
Total Votes Cast	208	100.00%	<div><div></div></div>	88	97	23	0	0
Overvotes	0			0	0	0	0	0
Undervotes	84			39	31	14	0	0
Contest Totals	292			127	128	37	0	0

Summary Results Report
May 1st, 2021 City/School General and Special
Elections
May 1st, 2021

Final Results
SOVC
Collin County

116

Statistics

	TOTAL	Election Day	Early Voting	Ballot By Mail	Provision al Ballots	Limited Ballots
Registered Voters - Total	4,732					
Ballots Cast - Total	1,152	370	748	33	1	0
Voter Turnout - Total	24.34%					

Councilmember, Place No.2 Plano

Vote For 1

	TOTAL	VOTE %		Election Day	Early Voting	Ballot By Mail	Provision al Ballots	Limited Ballots
Anthony Ricciardelli	542	49.82%	<div><div></div></div>	178	349	15	0	0
Steve Lavine	546	50.18%	<div><div></div></div>	163	367	15	1	0
Total Votes Cast	1,088	100.00%	<div><div></div></div>	341	716	30	1	0
Overvotes	0			0	0	0	0	0
Undervotes	64			29	32	3	0	0
Contest Totals	1,152			370	748	33	1	0

Councilmember, Place No.4 Plano

Vote For 1

	TOTAL	VOTE %		Election Day	Early Voting	Ballot By Mail	Provision al Ballots	Limited Ballots
Vidal Quintanilla	19	1.79%	<div><div></div></div>	3	15	1	0	0
Justin Adcock	439	41.42%	<div><div></div></div>	132	295	12	0	0
Kayci Prince	425	40.09%	<div><div></div></div>	124	286	14	1	0
Nassat Parveen	177	16.70%	<div><div></div></div>	71	104	2	0	0
Total Votes Cast	1,060	100.00%	<div><div></div></div>	330	700	29	1	0
Overvotes	0			0	0	0	0	0
Undervotes	92			40	48	4	0	0
Contest Totals	1,152			370	748	33	1	0

Councilmember, Place No.6 (Mayor)

Vote For 1

	TOTAL	VOTE %		Election Day	Early Voting	Ballot By Mail	Provision al Ballots	Limited Ballots
Lydia Ortega	17	1.49%	<div><div></div></div>	9	8	0	0	0
Lily Bao	471	41.32%	<div><div></div></div>	149	313	9	0	0
John Muns	652	57.19%	<div><div></div></div>	203	424	24	1	0
Total Votes Cast	1,140	100.00%	<div><div></div></div>	361	745	33	1	0
Overvotes	0			0	0	0	0	0
Undervotes	12			9	3	0	0	0
Contest Totals	1,152			370	748	33	1	0

Summary Results Report
May 1st, 2021 City/School General and Special
Elections
May 1st, 2021

Final Results
SOVC
Collin County

116

Councilmember, Place No.8 Plano

Vote For 1

	TOTAL	VOTE %		Election Day	Early Voting	Ballot By Mail	Provision al Ballots	Limited Ballots
Elisa Klein	504	47.95%	<div><div></div></div>	150	343	10	1	0
Rick Smith	547	52.05%	<div><div></div></div>	181	351	15	0	0
Total Votes Cast	1,051	100.00%	<div><div></div></div>	331	694	25	1	0
Overvotes	0			0	0	0	0	0
Undervotes	101			39	54	8	0	0
Contest Totals	1,152			370	748	33	1	0

Councilmember, Place No.7 Plano

Vote For 1

	TOTAL	VOTE %		Election Day	Early Voting	Ballot By Mail	Provision al Ballots	Limited Ballots
David M. Smith	156	14.70%	<div><div></div></div>	55	97	4	0	0
Julie Holmer	368	34.68%	<div><div></div></div>	103	253	11	1	0
Sandeep Srivastava	141	13.29%	<div><div></div></div>	41	99	1	0	0
Chris Robertson	304	28.65%	<div><div></div></div>	100	194	10	0	0
Bill Lisle III	92	8.67%	<div><div></div></div>	32	59	1	0	0
Total Votes Cast	1,061	100.00%	<div><div></div></div>	331	702	27	1	0
Overvotes	0			0	0	0	0	0
Undervotes	91			39	46	6	0	0
Contest Totals	1,152			370	748	33	1	0

Proposition A City of Plano

Vote For 1

	TOTAL	VOTE %		Election Day	Early Voting	Ballot By Mail	Provision al Ballots	Limited Ballots
For	880	79.28%	<div><div></div></div>	280	573	26	1	0
Against	230	20.72%	<div><div></div></div>	74	150	6	0	0
Total Votes Cast	1,110	100.00%	<div><div></div></div>	354	723	32	1	0
Overvotes	0			0	0	0	0	0
Undervotes	42			16	25	1	0	0
Contest Totals	1,152			370	748	33	1	0

Proposition B City of Plano

Vote For 1

	TOTAL	VOTE %		Election Day	Early Voting	Ballot By Mail	Provision al Ballots	Limited Ballots
For	823	74.35%	<div><div></div></div>	271	526	25	1	0
Against	284	25.65%	<div><div></div></div>	87	191	6	0	0
Total Votes Cast	1,107	100.00%	<div><div></div></div>	358	717	31	1	0
Overvotes	0			0	0	0	0	0
Undervotes	45			12	31	2	0	0
Contest Totals	1,152			370	748	33	1	0

Summary Results Report
May 1st, 2021 City/School General and Special
Elections
May 1st, 2021

Final Results
SOVC
Collin County

116

Proposition C City of Plano

Vote For 1

	TOTAL	VOTE %		Election Day	Early Voting	Ballot By Mail	Provision al Ballots	Limited Ballots
For	796	72.23%	<div><div></div></div>	247	525	23	1	0
Against	306	27.77%	<div><div></div></div>	103	195	8	0	0
Total Votes Cast	1,102	100.00%	<div><div></div></div>	350	720	31	1	0
Overvotes	0			0	0	0	0	0
Undervotes	50			20	28	2	0	0
Contest Totals	1,152			370	748	33	1	0

Proposition D City of Plano

Vote For 1

	TOTAL	VOTE %		Election Day	Early Voting	Ballot By Mail	Provision al Ballots	Limited Ballots
For	803	74.42%	<div><div></div></div>	253	527	23	0	0
Against	276	25.58%	<div><div></div></div>	89	180	7	0	0
Total Votes Cast	1,079	100.00%	<div><div></div></div>	342	707	30	0	0
Overvotes	0			0	0	0	0	0
Undervotes	73			28	41	3	1	0
Contest Totals	1,152			370	748	33	1	0

Proposition E City of Plano

Vote For 1

	TOTAL	VOTE %		Election Day	Early Voting	Ballot By Mail	Provision al Ballots	Limited Ballots
For	702	65.49%	<div><div></div></div>	223	460	19	0	0
Against	370	34.51%	<div><div></div></div>	119	239	11	1	0
Total Votes Cast	1,072	100.00%	<div><div></div></div>	342	699	30	1	0
Overvotes	0			0	0	0	0	0
Undervotes	80			28	49	3	0	0
Contest Totals	1,152			370	748	33	1	0

Proposition F City of Plano

Vote For 1

	TOTAL	VOTE %		Election Day	Early Voting	Ballot By Mail	Provision al Ballots	Limited Ballots
For	803	74.35%	<div><div></div></div>	260	519	24	0	0
Against	277	25.65%	<div><div></div></div>	84	185	7	1	0
Total Votes Cast	1,080	100.00%	<div><div></div></div>	344	704	31	1	0
Overvotes	0			0	0	0	0	0
Undervotes	72			26	44	2	0	0
Contest Totals	1,152			370	748	33	1	0

Summary Results Report
May 1st, 2021 City/School General and Special
Elections
May 1st, 2021

Final Results
SOVC
Collin County

116

Trustee, Place 1 Plano

Vote For 1

	TOTAL	VOTE %		Election Day	Early Voting	Ballot By Mail	Provision al Ballots	Limited Ballots
Lauren Tyra	572	61.64%	<div><div></div></div>	171	384	16	1	0
Shafik Ben Guesmia	47	5.06%	<div><div></div></div>	21	25	1	0	0
Semida Voicu	309	33.30%	<div><div></div></div>	104	198	7	0	0
Total Votes Cast	928	100.00%	<div><div></div></div>	296	607	24	1	0
Overvotes	0			0	0	0	0	0
Undervotes	224			74	141	9	0	0
Contest Totals	1,152			370	748	33	1	0

Trustee, Place 2 Plano

Vote For 1

	TOTAL	VOTE %		Election Day	Early Voting	Ballot By Mail	Provision al Ballots	Limited Ballots
Dayna Oscherwitz	441	47.22%	<div><div></div></div>	127	301	12	1	0
Ajikwaga Felli	27	2.89%	<div><div></div></div>	12	15	0	0	0
Angela Powell	466	49.89%	<div><div></div></div>	151	301	14	0	0
Total Votes Cast	934	100.00%	<div><div></div></div>	290	617	26	1	0
Overvotes	0			0	0	0	0	0
Undervotes	218			80	131	7	0	0
Contest Totals	1,152			370	748	33	1	0

Trustee, Place 3 Plano

Vote For 1

	TOTAL	VOTE %		Election Day	Early Voting	Ballot By Mail	Provision al Ballots	Limited Ballots
Nancy C. Humphrey	572	64.63%	<div><div></div></div>	175	381	15	1	0
Lynn Walling	313	35.37%	<div><div></div></div>	103	200	10	0	0
Total Votes Cast	885	100.00%	<div><div></div></div>	278	581	25	1	0
Overvotes	0			0	0	0	0	0
Undervotes	267			92	167	8	0	0
Contest Totals	1,152			370	748	33	1	0

Trustee, Place 6 Plano

Vote For 1

	TOTAL	VOTE %		Election Day	Early Voting	Ballot By Mail	Provision al Ballots	Limited Ballots
Marilyn Loughray	367	40.46%	<div><div></div></div>	123	237	7	0	0
Jeri Chambers	540	59.54%	<div><div></div></div>	153	366	20	1	0
Total Votes Cast	907	100.00%	<div><div></div></div>	276	603	27	1	0
Overvotes	0			0	0	0	0	0
Undervotes	245			94	145	6	0	0
Contest Totals	1,152			370	748	33	1	0

Summary Results Report
May 1st, 2021 City/School General and Special
Elections
May 1st, 2021

Final Results
SOVC
Collin County

116

Trustee, Place 7 Collin County Community College

Vote For 1

	TOTAL	VOTE %		Election Day	Early Voting	Ballot By Mail	Provision al Ballots	Limited Ballots
Jim Orr	428	48.91%	<div><div></div></div>	137	279	12	0	0
Helen Chang	447	51.09%	<div><div></div></div>	140	295	11	1	0
Total Votes Cast	875	100.00%	<div><div></div></div>	277	574	23	1	0
Overvotes	0			0	0	0	0	0
Undervotes	277			93	174	10	0	0
Contest Totals	1,152			370	748	33	1	0

Trustee, Place 8 Collin County Community College

Vote For 1

	TOTAL	VOTE %		Election Day	Early Voting	Ballot By Mail	Provision al Ballots	Limited Ballots
Misty Irby	445	52.41%	<div><div></div></div>	135	298	11	1	0
Bob Collins	404	47.59%	<div><div></div></div>	138	254	12	0	0
Total Votes Cast	849	100.00%	<div><div></div></div>	273	552	23	1	0
Overvotes	0			0	0	0	0	0
Undervotes	303			97	196	10	0	0
Contest Totals	1,152			370	748	33	1	0

Trustee, Place 9 Collin County Community College

Vote For 1

	TOTAL	VOTE %		Election Day	Early Voting	Ballot By Mail	Provision al Ballots	Limited Ballots
Andy Hardin	471	56.88%	<div><div></div></div>	156	301	14	0	0
Jacoby Stewart Sr.	357	43.12%	<div><div></div></div>	108	241	7	1	0
Total Votes Cast	828	100.00%	<div><div></div></div>	264	542	21	1	0
Overvotes	0			0	0	0	0	0
Undervotes	324			106	206	12	0	0
Contest Totals	1,152			370	748	33	1	0

Summary Results Report
May 1st, 2021 City/School General and Special
Elections
May 1st, 2021

Final Results
SOVC
Collin County

117

Statistics

	TOTAL	Election Day	Early Voting	Ballot By Mail	Provision al Ballots	Limited Ballots
Registered Voters - Total	4,158					
Ballots Cast - Total	345	147	193	5	0	0
Voter Turnout - Total	8.30%					

City Council, Place 1 Frisco

Vote For 1

	TOTAL	VOTE %		Election Day	Early Voting	Ballot By Mail	Provision al Ballots	Limited Ballots
John Keating	221	72.94%	<div><div></div></div>	97	121	3	0	0
JP Schade	82	27.06%	<div><div></div></div>	29	51	2	0	0
Total Votes Cast	303	100.00%	<div><div></div></div>	126	172	5	0	0
Overvotes	0			0	0	0	0	0
Undervotes	42			21	21	0	0	0
Contest Totals	345			147	193	5	0	0

City Council, Place 3 Frisco

Vote For 1

	TOTAL	VOTE %		Election Day	Early Voting	Ballot By Mail	Provision al Ballots	Limited Ballots
Sai Krishna	30	9.17%	<div><div></div></div>	14	14	2	0	0
Angelia Pelham	92	28.13%	<div><div></div></div>	36	56	0	0	0
Jennifer White	104	31.80%	<div><div></div></div>	51	53	0	0	0
Karen Cunningham	101	30.89%	<div><div></div></div>	41	57	3	0	0
Total Votes Cast	327	100.00%	<div><div></div></div>	142	180	5	0	0
Overvotes	0			0	0	0	0	0
Undervotes	18			5	13	0	0	0
Contest Totals	345			147	193	5	0	0

Trustee, Place 6 Frisco

Vote For 1

	TOTAL	VOTE %		Election Day	Early Voting	Ballot By Mail	Provision al Ballots	Limited Ballots
John Classe	210	100.00%	<div><div></div></div>	84	122	4	0	0
Total Votes Cast	210	100.00%	<div><div></div></div>	84	122	4	0	0
Overvotes	0			0	0	0	0	0
Undervotes	135			63	71	1	0	0
Contest Totals	345			147	193	5	0	0

Trustee, Place 7 Frisco

Vote For 1

	TOTAL	VOTE %		Election Day	Early Voting	Ballot By Mail	Provision al Ballots	Limited Ballots
Evelyn Brooks	111	34.37%	<div><div></div></div>	55	55	1	0	0
René Archambault	212	65.63%	<div><div></div></div>	80	128	4	0	0
Total Votes Cast	323	100.00%	<div><div></div></div>	135	183	5	0	0
Overvotes	0			0	0	0	0	0
Undervotes	22			12	10	0	0	0
Contest Totals	345			147	193	5	0	0

Summary Results Report
May 1st, 2021 City/School General and Special
Elections
May 1st, 2021

Final Results
SOVC
Collin County

117

Trustee, Place 7 Collin County Community College

Vote For 1

	TOTAL	VOTE %		Election Day	Early Voting	Ballot By Mail	Provision al Ballots	Limited Ballots
Jim Orr	131	44.56%	<div><div></div></div>	53	78	0	0	0
Helen Chang	163	55.44%	<div><div></div></div>	70	88	5	0	0
Total Votes Cast	294	100.00%	<div><div></div></div>	123	166	5	0	0
Overvotes	0			0	0	0	0	0
Undervotes	51			24	27	0	0	0
Contest Totals	345			147	193	5	0	0

Trustee, Place 8 Collin County Community College

Vote For 1

	TOTAL	VOTE %		Election Day	Early Voting	Ballot By Mail	Provision al Ballots	Limited Ballots
Misty Irby	159	54.45%	<div><div></div></div>	73	82	4	0	0
Bob Collins	133	45.55%	<div><div></div></div>	49	83	1	0	0
Total Votes Cast	292	100.00%	<div><div></div></div>	122	165	5	0	0
Overvotes	0			0	0	0	0	0
Undervotes	53			25	28	0	0	0
Contest Totals	345			147	193	5	0	0

Trustee, Place 9 Collin County Community College

Vote For 1

	TOTAL	VOTE %		Election Day	Early Voting	Ballot By Mail	Provision al Ballots	Limited Ballots
Andy Hardin	152	56.09%	<div><div></div></div>	62	89	1	0	0
Jacoby Stewart Sr.	119	43.91%	<div><div></div></div>	48	67	4	0	0
Total Votes Cast	271	100.00%	<div><div></div></div>	110	156	5	0	0
Overvotes	0			0	0	0	0	0
Undervotes	74			37	37	0	0	0
Contest Totals	345			147	193	5	0	0

Summary Results Report
May 1st, 2021 City/School General and Special
Elections
May 1st, 2021

Final Results
SOVC
Collin County

118

Statistics

	TOTAL	Election Day	Early Voting	Ballot By Mail	Provisional Ballots	Limited Ballots
Registered Voters - Total	4,206					
Ballots Cast - Total	319	115	200	3	1	0
Voter Turnout - Total	7.58%					

City Council, Place 1 Frisco

Vote For 1

	TOTAL	VOTE %		Election Day	Early Voting	Ballot By Mail	Provisional Ballots	Limited Ballots
John Keating	212	73.87%	<div><div></div></div>	78	133	1	0	0
JP Schade	75	26.13%	<div><div></div></div>	29	43	2	1	0
Total Votes Cast	287	100.00%	<div><div></div></div>	107	176	3	1	0
Overvotes	0			0	0	0	0	0
Undervotes	32			8	24	0	0	0
Contest Totals	319			115	200	3	1	0

City Council, Place 3 Frisco

Vote For 1

	TOTAL	VOTE %		Election Day	Early Voting	Ballot By Mail	Provisional Ballots	Limited Ballots
Sai Krishna	14	4.46%	<div><div></div></div>	8	5	0	1	0
Angelia Pelham	77	24.52%	<div><div></div></div>	16	60	1	0	0
Jennifer White	123	39.17%	<div><div></div></div>	49	74	0	0	0
Karen Cunningham	100	31.85%	<div><div></div></div>	40	58	2	0	0
Total Votes Cast	314	100.00%	<div><div></div></div>	113	197	3	1	0
Overvotes	0			0	0	0	0	0
Undervotes	5			2	3	0	0	0
Contest Totals	319			115	200	3	1	0

Trustee, Place 6 Frisco

Vote For 1

	TOTAL	VOTE %		Election Day	Early Voting	Ballot By Mail	Provisional Ballots	Limited Ballots
John Classe	226	100.00%	<div><div></div></div>	79	144	3	0	0
Total Votes Cast	226	100.00%	<div><div></div></div>	79	144	3	0	0
Overvotes	0			0	0	0	0	0
Undervotes	93			36	56	0	1	0
Contest Totals	319			115	200	3	1	0

Trustee, Place 7 Frisco

Vote For 1

	TOTAL	VOTE %		Election Day	Early Voting	Ballot By Mail	Provisional Ballots	Limited Ballots
Evelyn Brooks	82	27.80%	<div><div></div></div>	36	46	0	0	0
René Archambault	213	72.20%	<div><div></div></div>	69	140	3	1	0
Total Votes Cast	295	100.00%	<div><div></div></div>	105	186	3	1	0
Overvotes	0			0	0	0	0	0
Undervotes	24			10	14	0	0	0
Contest Totals	319			115	200	3	1	0

Summary Results Report
May 1st, 2021 City/School General and Special
Elections
May 1st, 2021

Final Results
SOVC
Collin County

118

Trustee, Place 7 Collin County Community College

Vote For 1

	TOTAL	VOTE %		Election Day	Early Voting	Ballot By Mail	Provision al Ballots	Limited Ballots
Jim Orr	148	56.92%	<div><div></div></div>	51	97	0	0	0
Helen Chang	112	43.08%	<div><div></div></div>	45	63	3	1	0
Total Votes Cast	260	100.00%	<div><div></div></div>	96	160	3	1	0
Overvotes	0			0	0	0	0	0
Undervotes	59			19	40	0	0	0
Contest Totals	319			115	200	3	1	0

Trustee, Place 8 Collin County Community College

Vote For 1

	TOTAL	VOTE %		Election Day	Early Voting	Ballot By Mail	Provision al Ballots	Limited Ballots
Misty Irby	115	46.37%	<div><div></div></div>	41	70	3	1	0
Bob Collins	133	53.63%	<div><div></div></div>	50	83	0	0	0
Total Votes Cast	248	100.00%	<div><div></div></div>	91	153	3	1	0
Overvotes	0			0	0	0	0	0
Undervotes	71			24	47	0	0	0
Contest Totals	319			115	200	3	1	0

Trustee, Place 9 Collin County Community College

Vote For 1

	TOTAL	VOTE %		Election Day	Early Voting	Ballot By Mail	Provision al Ballots	Limited Ballots
Andy Hardin	167	67.61%	<div><div></div></div>	54	113	0	0	0
Jacoby Stewart Sr.	80	32.39%	<div><div></div></div>	36	40	3	1	0
Total Votes Cast	247	100.00%	<div><div></div></div>	90	153	3	1	0
Overvotes	0			0	0	0	0	0
Undervotes	72			25	47	0	0	0
Contest Totals	319			115	200	3	1	0

Summary Results Report
May 1st, 2021 City/School General and Special
Elections
May 1st, 2021

Final Results
SOVC
Collin County

119

Statistics

	TOTAL	Election Day	Early Voting	Ballot By Mail	Provision al Ballots	Limited Ballots
Registered Voters - Total	5,122					
Ballots Cast - Total	1,347	330	990	27	0	0
Voter Turnout - Total	26.30%					

Councilmember, Place No.2 Plano

Vote For 1

	TOTAL	VOTE %		Election Day	Early Voting	Ballot By Mail	Provision al Ballots	Limited Ballots
Anthony Ricciardelli	727	58.25%	<div><div></div></div>	183	531	13	0	0
Steve Lavine	521	41.75%	<div><div></div></div>	125	383	13	0	0
Total Votes Cast	1,248	100.00%	<div><div></div></div>	308	914	26	0	0
Overvotes	0			0	0	0	0	0
Undervotes	99			22	76	1	0	0
Contest Totals	1,347			330	990	27	0	0

Councilmember, Place No.4 Plano

Vote For 1

	TOTAL	VOTE %		Election Day	Early Voting	Ballot By Mail	Provision al Ballots	Limited Ballots
Vidal Quintanilla	51	4.18%	<div><div></div></div>	12	37	2	0	0
Justin Adcock	556	45.54%	<div><div></div></div>	131	417	8	0	0
Kayci Prince	457	37.43%	<div><div></div></div>	105	339	13	0	0
Nassat Parveen	157	12.86%	<div><div></div></div>	50	106	1	0	0
Total Votes Cast	1,221	100.00%	<div><div></div></div>	298	899	24	0	0
Overvotes	0			0	0	0	0	0
Undervotes	126			32	91	3	0	0
Contest Totals	1,347			330	990	27	0	0

Councilmember, Place No.6 (Mayor)

Vote For 1

	TOTAL	VOTE %		Election Day	Early Voting	Ballot By Mail	Provision al Ballots	Limited Ballots
Lydia Ortega	42	3.15%	<div><div></div></div>	19	22	1	0	0
Lily Bao	634	47.49%	<div><div></div></div>	141	481	12	0	0
John Muns	659	49.36%	<div><div></div></div>	168	477	14	0	0
Total Votes Cast	1,335	100.00%	<div><div></div></div>	328	980	27	0	0
Overvotes	0			0	0	0	0	0
Undervotes	12			2	10	0	0	0
Contest Totals	1,347			330	990	27	0	0

Summary Results Report
May 1st, 2021 City/School General and Special
Elections
May 1st, 2021

Final Results
SOVC
Collin County

119

Councilmember, Place No.8 Plano

Vote For 1

	TOTAL	VOTE %		Election Day	Early Voting	Ballot By Mail	Provision al Ballots	Limited Ballots
Elisa Klein	560	45.45%	<div><div></div></div>	137	409	14	0	0
Rick Smith	672	54.55%	<div><div></div></div>	169	492	11	0	0
Total Votes Cast	1,232	100.00%	<div><div></div></div>	306	901	25	0	0
Overvotes	0			0	0	0	0	0
Undervotes	115			24	89	2	0	0
Contest Totals	1,347			330	990	27	0	0

Councilmember, Place No.7 Plano

Vote For 1

	TOTAL	VOTE %		Election Day	Early Voting	Ballot By Mail	Provision al Ballots	Limited Ballots
David M. Smith	142	11.59%	<div><div></div></div>	32	107	3	0	0
Julie Holmer	391	31.92%	<div><div></div></div>	100	280	11	0	0
Sandeep Srivastava	136	11.10%	<div><div></div></div>	29	103	4	0	0
Chris Robertson	479	39.10%	<div><div></div></div>	123	350	6	0	0
Bill Lisle III	77	6.29%	<div><div></div></div>	15	61	1	0	0
Total Votes Cast	1,225	100.00%	<div><div></div></div>	299	901	25	0	0
Overvotes	0			0	0	0	0	0
Undervotes	122			31	89	2	0	0
Contest Totals	1,347			330	990	27	0	0

Proposition A City of Plano

Vote For 1

	TOTAL	VOTE %		Election Day	Early Voting	Ballot By Mail	Provision al Ballots	Limited Ballots
For	935	73.39%	<div><div></div></div>	210	704	21	0	0
Against	339	26.61%	<div><div></div></div>	93	240	6	0	0
Total Votes Cast	1,274	100.00%	<div><div></div></div>	303	944	27	0	0
Overvotes	0			0	0	0	0	0
Undervotes	73			27	46	0	0	0
Contest Totals	1,347			330	990	27	0	0

Proposition B City of Plano

Vote For 1

	TOTAL	VOTE %		Election Day	Early Voting	Ballot By Mail	Provision al Ballots	Limited Ballots
For	870	68.40%	<div><div></div></div>	205	646	19	0	0
Against	402	31.60%	<div><div></div></div>	100	297	5	0	0
Total Votes Cast	1,272	100.00%	<div><div></div></div>	305	943	24	0	0
Overvotes	0			0	0	0	0	0
Undervotes	75			25	47	3	0	0
Contest Totals	1,347			330	990	27	0	0

Summary Results Report
May 1st, 2021 City/School General and Special
Elections
May 1st, 2021

Final Results
SOVC
Collin County

119

Proposition C City of Plano

Vote For 1

	TOTAL	VOTE %		Election Day	Early Voting	Ballot By Mail	Provision al Ballots	Limited Ballots
For	647	51.72%	<div><div></div></div>	147	488	12	0	0
Against	604	48.28%	<div><div></div></div>	153	439	12	0	0
Total Votes Cast	1,251	100.00%	<div><div></div></div>	300	927	24	0	0
Overvotes	0			0	0	0	0	0
Undervotes	96			30	63	3	0	0
Contest Totals	1,347			330	990	27	0	0

Proposition D City of Plano

Vote For 1

	TOTAL	VOTE %		Election Day	Early Voting	Ballot By Mail	Provision al Ballots	Limited Ballots
For	888	71.04%	<div><div></div></div>	201	669	18	0	0
Against	362	28.96%	<div><div></div></div>	97	259	6	0	0
Total Votes Cast	1,250	100.00%	<div><div></div></div>	298	928	24	0	0
Overvotes	0			0	0	0	0	0
Undervotes	97			32	62	3	0	0
Contest Totals	1,347			330	990	27	0	0

Proposition E City of Plano

Vote For 1

	TOTAL	VOTE %		Election Day	Early Voting	Ballot By Mail	Provision al Ballots	Limited Ballots
For	735	59.56%	<div><div></div></div>	168	552	15	0	0
Against	499	40.44%	<div><div></div></div>	126	363	10	0	0
Total Votes Cast	1,234	100.00%	<div><div></div></div>	294	915	25	0	0
Overvotes	0			0	0	0	0	0
Undervotes	113			36	75	2	0	0
Contest Totals	1,347			330	990	27	0	0

Proposition F City of Plano

Vote For 1

	TOTAL	VOTE %		Election Day	Early Voting	Ballot By Mail	Provision al Ballots	Limited Ballots
For	866	69.22%	<div><div></div></div>	201	646	19	0	0
Against	385	30.78%	<div><div></div></div>	97	282	6	0	0
Total Votes Cast	1,251	100.00%	<div><div></div></div>	298	928	25	0	0
Overvotes	0			0	0	0	0	0
Undervotes	96			32	62	2	0	0
Contest Totals	1,347			330	990	27	0	0

Summary Results Report
May 1st, 2021 City/School General and Special
Elections
May 1st, 2021

Final Results
SOVC
Collin County

119

Trustee, Place 1 Plano

Vote For 1

	TOTAL	VOTE %		Election Day	Early Voting	Ballot By Mail	Provision al Ballots	Limited Ballots
Lauren Tyra	621	55.55%	<div><div></div></div>	163	440	18	0	0
Shafik Ben Guesmia	36	3.22%	<div><div></div></div>	6	28	2	0	0
Semida Voicu	461	41.23%	<div><div></div></div>	114	343	4	0	0
Total Votes Cast	1,118	100.00%	<div><div></div></div>	283	811	24	0	0
Overvotes	0			0	0	0	0	0
Undervotes	229			47	179	3	0	0
Contest Totals	1,347			330	990	27	0	0

Trustee, Place 2 Plano

Vote For 1

	TOTAL	VOTE %		Election Day	Early Voting	Ballot By Mail	Provision al Ballots	Limited Ballots
Dayna Oscherwitz	453	40.23%	<div><div></div></div>	120	322	11	0	0
Ajikwaga Felli	41	3.64%	<div><div></div></div>	6	33	2	0	0
Angela Powell	632	56.13%	<div><div></div></div>	157	464	11	0	0
Total Votes Cast	1,126	100.00%	<div><div></div></div>	283	819	24	0	0
Overvotes	0			0	0	0	0	0
Undervotes	221			47	171	3	0	0
Contest Totals	1,347			330	990	27	0	0

Trustee, Place 3 Plano

Vote For 1

	TOTAL	VOTE %		Election Day	Early Voting	Ballot By Mail	Provision al Ballots	Limited Ballots
Nancy C. Humphrey	584	53.92%	<div><div></div></div>	160	407	17	0	0
Lynn Walling	499	46.08%	<div><div></div></div>	118	372	9	0	0
Total Votes Cast	1,083	100.00%	<div><div></div></div>	278	779	26	0	0
Overvotes	0			0	0	0	0	0
Undervotes	264			52	211	1	0	0
Contest Totals	1,347			330	990	27	0	0

Trustee, Place 6 Plano

Vote For 1

	TOTAL	VOTE %		Election Day	Early Voting	Ballot By Mail	Provision al Ballots	Limited Ballots
Marilyn Loughray	533	48.85%	<div><div></div></div>	145	380	8	0	0
Jeri Chambers	558	51.15%	<div><div></div></div>	135	408	15	0	0
Total Votes Cast	1,091	100.00%	<div><div></div></div>	280	788	23	0	0
Overvotes	0			0	0	0	0	0
Undervotes	256			50	202	4	0	0
Contest Totals	1,347			330	990	27	0	0

Summary Results Report
May 1st, 2021 City/School General and Special
Elections
May 1st, 2021

Final Results
SOVC
Collin County

119

Trustee, Place 7 Collin County Community College

Vote For 1

	TOTAL	VOTE %		Election Day	Early Voting	Ballot By Mail	Provision al Ballots	Limited Ballots
Jim Orr	594	52.71%	<div><div></div></div>	150	432	12	0	0
Helen Chang	533	47.29%	<div><div></div></div>	135	385	13	0	0
Total Votes Cast	1,127	100.00%	<div><div></div></div>	285	817	25	0	0
Overvotes	0			0	0	0	0	0
Undervotes	220			45	173	2	0	0
Contest Totals	1,347			330	990	27	0	0

Trustee, Place 8 Collin County Community College

Vote For 1

	TOTAL	VOTE %		Election Day	Early Voting	Ballot By Mail	Provision al Ballots	Limited Ballots
Misty Irby	480	44.36%	<div><div></div></div>	121	350	9	0	0
Bob Collins	602	55.64%	<div><div></div></div>	151	435	16	0	0
Total Votes Cast	1,082	100.00%	<div><div></div></div>	272	785	25	0	0
Overvotes	0			0	0	0	0	0
Undervotes	265			58	205	2	0	0
Contest Totals	1,347			330	990	27	0	0

Trustee, Place 9 Collin County Community College

Vote For 1

	TOTAL	VOTE %		Election Day	Early Voting	Ballot By Mail	Provision al Ballots	Limited Ballots
Andy Hardin	673	63.55%	<div><div></div></div>	172	485	16	0	0
Jacoby Stewart Sr.	386	36.45%	<div><div></div></div>	100	278	8	0	0
Total Votes Cast	1,059	100.00%	<div><div></div></div>	272	763	24	0	0
Overvotes	0			0	0	0	0	0
Undervotes	288			58	227	3	0	0
Contest Totals	1,347			330	990	27	0	0

Summary Results Report
May 1st, 2021 City/School General and Special
Elections
May 1st, 2021

Final Results
SOVC
Collin County

120

Statistics

	TOTAL	Election Day	Early Voting	Ballot By Mail	Provision al Ballots	Limited Ballots
Registered Voters - Total	3,481					
Ballots Cast - Total	680	192	461	26	1	0
Voter Turnout - Total	19.53%					

Councilmember, Place No. 1 Allen

Vote For 1

	TOTAL	VOTE %		Election Day	Early Voting	Ballot By Mail	Provision al Ballots	Limited Ballots
Christopher Gaspard	8	1.31%	<div><div></div></div>	2	6	0	0	0
Malcom J. Wilkinson	14	2.29%	<div><div></div></div>	4	8	2	0	0
Daren Meis	364	59.57%	<div><div></div></div>	97	262	4	1	0
Nathan Polsky	11	1.80%	<div><div></div></div>	4	7	0	0	0
Andre Hines	8	1.31%	<div><div></div></div>	3	4	1	0	0
Dwight Burns	206	33.72%	<div><div></div></div>	57	132	17	0	0
Total Votes Cast	611	100.00%	<div><div></div></div>	167	419	24	1	0
Overvotes	0			0	0	0	0	0
Undervotes	69			25	42	2	0	0
Contest Totals	680			192	461	26	1	0

Councilmember, Place No. 3 Allen

Vote For 1

	TOTAL	VOTE %		Election Day	Early Voting	Ballot By Mail	Provision al Ballots	Limited Ballots
Joseph Jackson	6	0.95%	<div><div></div></div>	1	4	1	0	0
Joey Herald	70	11.08%	<div><div></div></div>	20	47	3	0	0
Lauren Doherty	237	37.50%	<div><div></div></div>	72	146	19	0	0
Dave Cornette	314	49.68%	<div><div></div></div>	78	232	3	1	0
Kenneth Wineburg, Jr.	5	0.79%	<div><div></div></div>	2	3	0	0	0
Total Votes Cast	632	100.00%	<div><div></div></div>	173	432	26	1	0
Overvotes	0			0	0	0	0	0
Undervotes	48			19	29	0	0	0
Contest Totals	680			192	461	26	1	0

Councilmember, Place No. 5 Allen

Vote For 1

	TOTAL	VOTE %		Election Day	Early Voting	Ballot By Mail	Provision al Ballots	Limited Ballots
Diane Martin	43	7.05%	<div><div></div></div>	9	28	6	0	0
Dave Shafer	342	56.07%	<div><div></div></div>	93	245	3	1	0
Philip Brewer	216	35.41%	<div><div></div></div>	59	140	17	0	0
Edson Mureeba	9	1.48%	<div><div></div></div>	4	5	0	0	0
Total Votes Cast	610	100.00%	<div><div></div></div>	165	418	26	1	0
Overvotes	0			0	0	0	0	0
Undervotes	70			27	43	0	0	0
Contest Totals	680			192	461	26	1	0

Summary Results Report
May 1st, 2021 City/School General and Special
Elections
May 1st, 2021

Final Results
SOVC
Collin County

120

School District Board of Trustees, Place 1 Allen

Vote For 1

	TOTAL	VOTE %		Election Day	Early Voting	Ballot By Mail	Provision al Ballots	Limited Ballots
Jorge J. Torres	112	19.31%	<div><div></div></div>	46	60	6	0	0
Sarah Mitchell	468	80.69%	<div><div></div></div>	117	332	18	1	0
Total Votes Cast	580	100.00%	<div><div></div></div>	163	392	24	1	0
Overvotes	0			0	0	0	0	0
Undervotes	100			29	69	2	0	0
Contest Totals	680			192	461	26	1	0

School District Board of Trustees, Place 2 Allen

Vote For 1

	TOTAL	VOTE %		Election Day	Early Voting	Ballot By Mail	Provision al Ballots	Limited Ballots
David W. Noll	413	74.15%	<div><div></div></div>	103	299	10	1	0
Stacey Greer	144	25.85%	<div><div></div></div>	48	84	12	0	0
Total Votes Cast	557	100.00%	<div><div></div></div>	151	383	22	1	0
Overvotes	0			0	0	0	0	0
Undervotes	123			41	78	4	0	0
Contest Totals	680			192	461	26	1	0

School District Board of Trustees, Place 3 Allen

Vote For 1

	TOTAL	VOTE %		Election Day	Early Voting	Ballot By Mail	Provision al Ballots	Limited Ballots
Kevin Cameron	472	84.44%	<div><div></div></div>	126	328	17	1	0
Deepak Kaithakkapuzha	87	15.56%	<div><div></div></div>	30	52	5	0	0
Total Votes Cast	559	100.00%	<div><div></div></div>	156	380	22	1	0
Overvotes	0			0	0	0	0	0
Undervotes	121			36	81	4	0	0
Contest Totals	680			192	461	26	1	0

Proposition A Allen ISD

Vote For 1

	TOTAL	VOTE %		Election Day	Early Voting	Ballot By Mail	Provision al Ballots	Limited Ballots
For	613	92.46%	<div><div></div></div>	171	423	18	1	0
Against	50	7.54%	<div><div></div></div>	14	31	5	0	0
Total Votes Cast	663	100.00%	<div><div></div></div>	185	454	23	1	0
Overvotes	0			0	0	0	0	0
Undervotes	17			7	7	3	0	0
Contest Totals	680			192	461	26	1	0

Summary Results Report
May 1st, 2021 City/School General and Special
Elections
May 1st, 2021

Final Results
SOVC
Collin County

120

Trustee, Place 7 Collin County Community College

Vote For 1

	TOTAL	VOTE %		Election Day	Early Voting	Ballot By Mail	Provision al Ballots	Limited Ballots
Jim Orr	378	67.86%	<div><div></div></div>	105	267	5	1	0
Helen Chang	179	32.14%	<div><div></div></div>	55	106	18	0	0
Total Votes Cast	557	100.00%	<div><div></div></div>	160	373	23	1	0
Overvotes	0			0	0	0	0	0
Undervotes	123			32	88	3	0	0
Contest Totals	680			192	461	26	1	0

Trustee, Place 8 Collin County Community College

Vote For 1

	TOTAL	VOTE %		Election Day	Early Voting	Ballot By Mail	Provision al Ballots	Limited Ballots
Misty Irby	191	35.63%	<div><div></div></div>	58	115	18	0	0
Bob Collins	345	64.37%	<div><div></div></div>	95	245	4	1	0
Total Votes Cast	536	100.00%	<div><div></div></div>	153	360	22	1	0
Overvotes	0			0	0	0	0	0
Undervotes	144			39	101	4	0	0
Contest Totals	680			192	461	26	1	0

Trustee, Place 9 Collin County Community College

Vote For 1

	TOTAL	VOTE %		Election Day	Early Voting	Ballot By Mail	Provision al Ballots	Limited Ballots
Andy Hardin	388	73.90%	<div><div></div></div>	104	274	9	1	0
Jacoby Stewart Sr.	137	26.10%	<div><div></div></div>	47	77	13	0	0
Total Votes Cast	525	100.00%	<div><div></div></div>	151	351	22	1	0
Overvotes	0			0	0	0	0	0
Undervotes	155			41	110	4	0	0
Contest Totals	680			192	461	26	1	0

Summary Results Report
May 1st, 2021 City/School General and Special
Elections
May 1st, 2021

Final Results
SOVC
Collin County

121

Statistics

	TOTAL	Election Day	Early Voting	Ballot By Mail	Provision al Ballots	Limited Ballots
Registered Voters - Total	2,712					
Ballots Cast - Total	571	171	395	5	0	0
Voter Turnout - Total	21.05%					

Councilmember, Place No. 1 Allen

Vote For 1

	TOTAL	VOTE %	Election Day	Early Voting	Ballot By Mail	Provision al Ballots	Limited Ballots
Christopher Gaspard	0		0	0	0	0	0
Malcom J. Wilkinson	0		0	0	0	0	0
Daren Meis	0		0	0	0	0	0
Nathan Polsky	0		0	0	0	0	0
Andre Hines	0		0	0	0	0	0
Dwight Burns	0		0	0	0	0	0
Total Votes Cast	0		0	0	0	0	0
Overvotes	0		0	0	0	0	0
Undervotes	0		0	0	0	0	0
Contest Totals	0		0	0	0	0	0

Councilmember, Place No. 3 Allen

Vote For 1

	TOTAL	VOTE %	Election Day	Early Voting	Ballot By Mail	Provision al Ballots	Limited Ballots
Joseph Jackson	0		0	0	0	0	0
Joey Herald	0		0	0	0	0	0
Lauren Doherty	0		0	0	0	0	0
Dave Cornette	0		0	0	0	0	0
Kenneth Wineburg, Jr.	0		0	0	0	0	0
Total Votes Cast	0		0	0	0	0	0
Overvotes	0		0	0	0	0	0
Undervotes	0		0	0	0	0	0
Contest Totals	0		0	0	0	0	0

Councilmember, Place No. 5 Allen

Vote For 1

	TOTAL	VOTE %	Election Day	Early Voting	Ballot By Mail	Provision al Ballots	Limited Ballots
Diane Martin	0		0	0	0	0	0
Dave Shafer	0		0	0	0	0	0
Philip Brewer	0		0	0	0	0	0
Edson Mureeba	0		0	0	0	0	0
Total Votes Cast	0		0	0	0	0	0
Overvotes	0		0	0	0	0	0
Undervotes	0		0	0	0	0	0
Contest Totals	0		0	0	0	0	0

Summary Results Report
May 1st, 2021 City/School General and Special
Elections
May 1st, 2021

Final Results
SOVC
Collin County

121

Councilmember, Place No.2 Plano

Vote For 1

	TOTAL	VOTE %		Election Day	Early Voting	Ballot By Mail	Provision al Ballots	Limited Ballots
Anthony Ricciardelli	270	50.00%	<div><div></div></div>	89	178	3	0	0
Steve Lavine	270	50.00%	<div><div></div></div>	76	192	2	0	0
Total Votes Cast	540	100.00%	<div><div></div></div>	165	370	5	0	0
Overvotes	0			0	0	0	0	0
Undervotes	31			6	25	0	0	0
Contest Totals	571			171	395	5	0	0

Councilmember, Place No.4 Plano

Vote For 1

	TOTAL	VOTE %		Election Day	Early Voting	Ballot By Mail	Provision al Ballots	Limited Ballots
Vidal Quintanilla	13	2.41%	<div><div></div></div>	7	6	0	0	0
Justin Adcock	209	38.78%	<div><div></div></div>	56	150	3	0	0
Kayci Prince	191	35.44%	<div><div></div></div>	61	129	1	0	0
Nassat Parveen	126	23.38%	<div><div></div></div>	42	84	0	0	0
Total Votes Cast	539	100.00%	<div><div></div></div>	166	369	4	0	0
Overvotes	1			0	0	1	0	0
Undervotes	31			5	26	0	0	0
Contest Totals	571			171	395	5	0	0

Councilmember, Place No.6 (Mayor)

Vote For 1

	TOTAL	VOTE %		Election Day	Early Voting	Ballot By Mail	Provision al Ballots	Limited Ballots
Lydia Ortega	15	2.67%	<div><div></div></div>	5	10	0	0	0
Lily Bao	236	42.07%	<div><div></div></div>	66	168	2	0	0
John Muns	310	55.26%	<div><div></div></div>	99	209	2	0	0
Total Votes Cast	561	100.00%	<div><div></div></div>	170	387	4	0	0
Overvotes	1			0	0	1	0	0
Undervotes	9			1	8	0	0	0
Contest Totals	571			171	395	5	0	0

Councilmember, Place No.8 Plano

Vote For 1

	TOTAL	VOTE %		Election Day	Early Voting	Ballot By Mail	Provision al Ballots	Limited Ballots
Elisa Klein	282	53.11%	<div><div></div></div>	84	196	2	0	0
Rick Smith	249	46.89%	<div><div></div></div>	75	171	3	0	0
Total Votes Cast	531	100.00%	<div><div></div></div>	159	367	5	0	0
Overvotes	0			0	0	0	0	0
Undervotes	40			12	28	0	0	0
Contest Totals	571			171	395	5	0	0

Summary Results Report
May 1st, 2021 City/School General and Special
Elections
May 1st, 2021

Final Results
SOVC
Collin County

121

Councilmember, Place No.7 Plano

Vote For 1

	TOTAL	VOTE %		Election Day	Early Voting	Ballot By Mail	Provision al Ballots	Limited Ballots
David M. Smith	91	17.14%	<div><div></div></div>	32	57	2	0	0
Julie Holmer	162	30.51%	<div><div></div></div>	49	113	0	0	0
Sandeep Srivastava	81	15.25%	<div><div></div></div>	21	60	0	0	0
Chris Robertson	167	31.45%	<div><div></div></div>	45	120	2	0	0
Bill Lisle III	30	5.65%	<div><div></div></div>	13	16	1	0	0
Total Votes Cast	531	100.00%	<div><div></div></div>	160	366	5	0	0
Overvotes	0			0	0	0	0	0
Undervotes	40			11	29	0	0	0
Contest Totals	571			171	395	5	0	0

Proposition A City of Plano

Vote For 1

	TOTAL	VOTE %		Election Day	Early Voting	Ballot By Mail	Provision al Ballots	Limited Ballots
For	386	73.11%	<div><div></div></div>	120	263	3	0	0
Against	142	26.89%	<div><div></div></div>	39	101	2	0	0
Total Votes Cast	528	100.00%	<div><div></div></div>	159	364	5	0	0
Overvotes	0			0	0	0	0	0
Undervotes	43			12	31	0	0	0
Contest Totals	571			171	395	5	0	0

Proposition B City of Plano

Vote For 1

	TOTAL	VOTE %		Election Day	Early Voting	Ballot By Mail	Provision al Ballots	Limited Ballots
For	365	69.13%	<div><div></div></div>	113	249	3	0	0
Against	163	30.87%	<div><div></div></div>	46	115	2	0	0
Total Votes Cast	528	100.00%	<div><div></div></div>	159	364	5	0	0
Overvotes	0			0	0	0	0	0
Undervotes	43			12	31	0	0	0
Contest Totals	571			171	395	5	0	0

Proposition C City of Plano

Vote For 1

	TOTAL	VOTE %		Election Day	Early Voting	Ballot By Mail	Provision al Ballots	Limited Ballots
For	270	51.72%	<div><div></div></div>	83	185	2	0	0
Against	252	48.28%	<div><div></div></div>	72	177	3	0	0
Total Votes Cast	522	100.00%	<div><div></div></div>	155	362	5	0	0
Overvotes	0			0	0	0	0	0
Undervotes	49			16	33	0	0	0
Contest Totals	571			171	395	5	0	0

Summary Results Report
May 1st, 2021 City/School General and Special
Elections
May 1st, 2021

Final Results
SOVC
Collin County

121

Proposition D City of Plano

Vote For 1

	TOTAL	VOTE %		Election Day	Early Voting	Ballot By Mail	Provision al Ballots	Limited Ballots
For	376	71.89%	<div><div></div></div>	113	260	3	0	0
Against	147	28.11%	<div><div></div></div>	43	102	2	0	0
Total Votes Cast	523	100.00%	<div><div></div></div>	156	362	5	0	0
Overvotes	0			0	0	0	0	0
Undervotes	48			15	33	0	0	0
Contest Totals	571			171	395	5	0	0

Proposition E City of Plano

Vote For 1

	TOTAL	VOTE %		Election Day	Early Voting	Ballot By Mail	Provision al Ballots	Limited Ballots
For	309	59.65%	<div><div></div></div>	91	215	3	0	0
Against	209	40.35%	<div><div></div></div>	62	145	2	0	0
Total Votes Cast	518	100.00%	<div><div></div></div>	153	360	5	0	0
Overvotes	0			0	0	0	0	0
Undervotes	53			18	35	0	0	0
Contest Totals	571			171	395	5	0	0

Proposition F City of Plano

Vote For 1

	TOTAL	VOTE %		Election Day	Early Voting	Ballot By Mail	Provision al Ballots	Limited Ballots
For	376	72.17%	<div><div></div></div>	113	259	4	0	0
Against	145	27.83%	<div><div></div></div>	42	102	1	0	0
Total Votes Cast	521	100.00%	<div><div></div></div>	155	361	5	0	0
Overvotes	0			0	0	0	0	0
Undervotes	50			16	34	0	0	0
Contest Totals	571			171	395	5	0	0

Trustee, Place 1 Plano

Vote For 1

	TOTAL	VOTE %		Election Day	Early Voting	Ballot By Mail	Provision al Ballots	Limited Ballots
Lauren Tyra	293	58.60%	<div><div></div></div>	86	205	2	0	0
Shafik Ben Guesmia	18	3.60%	<div><div></div></div>	5	13	0	0	0
Semida Voicu	189	37.80%	<div><div></div></div>	58	129	2	0	0
Total Votes Cast	500	100.00%	<div><div></div></div>	149	347	4	0	0
Overvotes	1			0	0	1	0	0
Undervotes	70			22	48	0	0	0
Contest Totals	571			171	395	5	0	0

Summary Results Report
May 1st, 2021 City/School General and Special
Elections
May 1st, 2021

Final Results
SOVC
Collin County

121

Trustee, Place 2 Plano

Vote For 1

	TOTAL	VOTE %		Election Day	Early Voting	Ballot By Mail	Provision al Ballots	Limited Ballots
Dayna Oscherwitz	218	43.00%	<div><div></div></div>	67	150	1	0	0
Ajikwaga Felli	22	4.34%	<div><div></div></div>	3	19	0	0	0
Angela Powell	267	52.66%	<div><div></div></div>	81	182	4	0	0
Total Votes Cast	507	100.00%	<div><div></div></div>	151	351	5	0	0
Overvotes	0			0	0	0	0	0
Undervotes	64			20	44	0	0	0
Contest Totals	571			171	395	5	0	0

Trustee, Place 3 Plano

Vote For 1

	TOTAL	VOTE %		Election Day	Early Voting	Ballot By Mail	Provision al Ballots	Limited Ballots
Nancy C. Humphrey	286	58.61%	<div><div></div></div>	88	194	4	0	0
Lynn Walling	202	41.39%	<div><div></div></div>	59	142	1	0	0
Total Votes Cast	488	100.00%	<div><div></div></div>	147	336	5	0	0
Overvotes	0			0	0	0	0	0
Undervotes	83			24	59	0	0	0
Contest Totals	571			171	395	5	0	0

Trustee, Place 6 Plano

Vote For 1

	TOTAL	VOTE %		Election Day	Early Voting	Ballot By Mail	Provision al Ballots	Limited Ballots
Marilyn Loughray	218	43.43%	<div><div></div></div>	67	148	3	0	0
Jeri Chambers	284	56.57%	<div><div></div></div>	86	196	2	0	0
Total Votes Cast	502	100.00%	<div><div></div></div>	153	344	5	0	0
Overvotes	0			0	0	0	0	0
Undervotes	69			18	51	0	0	0
Contest Totals	571			171	395	5	0	0

Trustee, Place 7 Collin County Community College

Vote For 1

	TOTAL	VOTE %		Election Day	Early Voting	Ballot By Mail	Provision al Ballots	Limited Ballots
Jim Orr	211	42.37%	<div><div></div></div>	63	145	3	0	0
Helen Chang	287	57.63%	<div><div></div></div>	85	200	2	0	0
Total Votes Cast	498	100.00%	<div><div></div></div>	148	345	5	0	0
Overvotes	0			0	0	0	0	0
Undervotes	73			23	50	0	0	0
Contest Totals	571			171	395	5	0	0

Summary Results Report
May 1st, 2021 City/School General and Special
Elections
May 1st, 2021

Final Results
SOVC
Collin County

121

Trustee, Place 8 Collin County Community College

Vote For 1

	TOTAL	VOTE %		Election Day	Early Voting	Ballot By Mail	Provision al Ballots	Limited Ballots
Misty Irby	260	54.28%	<div><div></div></div>	76	182	2	0	0
Bob Collins	219	45.72%	<div><div></div></div>	70	146	3	0	0
Total Votes Cast	479	100.00%	<div><div></div></div>	146	328	5	0	0
Overvotes	0			0	0	0	0	0
Undervotes	92			25	67	0	0	0
Contest Totals	571			171	395	5	0	0

Trustee, Place 9 Collin County Community College

Vote For 1

	TOTAL	VOTE %		Election Day	Early Voting	Ballot By Mail	Provision al Ballots	Limited Ballots
Andy Hardin	237	49.79%	<div><div></div></div>	70	163	4	0	0
Jacoby Stewart Sr.	239	50.21%	<div><div></div></div>	73	165	1	0	0
Total Votes Cast	476	100.00%	<div><div></div></div>	143	328	5	0	0
Overvotes	0			0	0	0	0	0
Undervotes	95			28	67	0	0	0
Contest Totals	571			171	395	5	0	0

Summary Results Report
May 1st, 2021 City/School General and Special
Elections
May 1st, 2021

Final Results
SOVC
Collin County

122

Statistics

	TOTAL	Election Day	Early Voting	Ballot By Mail	Provisional Ballots	Limited Ballots
Registered Voters - Total	4,873					
Ballots Cast - Total	1,500	291	1,186	23	0	0
Voter Turnout - Total	30.78%					

Mayor McKinney

Vote For 1

	TOTAL	VOTE %		Election Day	Early Voting	Ballot By Mail	Provisional Ballots	Limited Ballots
Jimmy R. Stewart	13	0.88%	<div><div></div></div>	4	9	0	0	0
George Fuller	1,050	71.04%	<div><div></div></div>	161	867	22	0	0
Tom Meredith	415	28.08%	<div><div></div></div>	122	292	1	0	0
Total Votes Cast	1,478	100.00%	<div><div></div></div>	287	1,168	23	0	0
Overvotes	0			0	0	0	0	0
Undervotes	22			4	18	0	0	0
Contest Totals	1,500			291	1,186	23	0	0

City Council At Large McKinney

Vote For 1

	TOTAL	VOTE %		Election Day	Early Voting	Ballot By Mail	Provisional Ballots	Limited Ballots
Brian J. Magnuson	483	39.43%	<div><div></div></div>	122	356	5	0	0
Charlie Philips	742	60.57%	<div><div></div></div>	119	606	17	0	0
Total Votes Cast	1,225	100.00%	<div><div></div></div>	241	962	22	0	0
Overvotes	0			0	0	0	0	0
Undervotes	275			50	224	1	0	0
Contest Totals	1,500			291	1,186	23	0	0

School District Board Of Trustees, Place 7 McKinney

Vote For 1

	TOTAL	VOTE %		Election Day	Early Voting	Ballot By Mail	Provisional Ballots	Limited Ballots
Serena Ashcroft	379	29.31%	<div><div></div></div>	105	273	1	0	0
Joy Booth	319	24.67%	<div><div></div></div>	60	253	6	0	0
Harvey Oaxaca	562	43.46%	<div><div></div></div>	79	471	12	0	0
J.B. Franze	33	2.55%	<div><div></div></div>	8	25	0	0	0
Total Votes Cast	1,293	100.00%	<div><div></div></div>	252	1,022	19	0	0
Overvotes	0			0	0	0	0	0
Undervotes	207			39	164	4	0	0
Contest Totals	1,500			291	1,186	23	0	0

Summary Results Report
May 1st, 2021 City/School General and Special
Elections
May 1st, 2021

Final Results
SOVC
Collin County

122

Proposition A McKinney ISD

Vote For 1

	TOTAL	VOTE %		Election Day	Early Voting	Ballot By Mail	Provision al Ballots	Limited Ballots
For	1,114	78.45%	<div><div></div></div>	184	912	18	0	0
Against	306	21.55%	<div><div></div></div>	88	216	2	0	0
Total Votes Cast	1,420	100.00%	<div><div></div></div>	272	1,128	20	0	0
Overvotes	0			0	0	0	0	0
Undervotes	80			19	58	3	0	0
Contest Totals	1,500			291	1,186	23	0	0

Proposition B McKinney ISD

Vote For 1

	TOTAL	VOTE %		Election Day	Early Voting	Ballot By Mail	Provision al Ballots	Limited Ballots
For	964	67.60%	<div><div></div></div>	158	789	17	0	0
Against	462	32.40%	<div><div></div></div>	115	344	3	0	0
Total Votes Cast	1,426	100.00%	<div><div></div></div>	273	1,133	20	0	0
Overvotes	0			0	0	0	0	0
Undervotes	74			18	53	3	0	0
Contest Totals	1,500			291	1,186	23	0	0

Proposition C McKinney ISD

Vote For 1

	TOTAL	VOTE %		Election Day	Early Voting	Ballot By Mail	Provision al Ballots	Limited Ballots
For	952	66.43%	<div><div></div></div>	146	788	18	0	0
Against	481	33.57%	<div><div></div></div>	127	351	3	0	0
Total Votes Cast	1,433	100.00%	<div><div></div></div>	273	1,139	21	0	0
Overvotes	0			0	0	0	0	0
Undervotes	67			18	47	2	0	0
Contest Totals	1,500			291	1,186	23	0	0

Proposition D McKinney ISD

Vote For 1

	TOTAL	VOTE %		Election Day	Early Voting	Ballot By Mail	Provision al Ballots	Limited Ballots
For	958	66.71%	<div><div></div></div>	151	789	18	0	0
Against	478	33.29%	<div><div></div></div>	123	352	3	0	0
Total Votes Cast	1,436	100.00%	<div><div></div></div>	274	1,141	21	0	0
Overvotes	0			0	0	0	0	0
Undervotes	64			17	45	2	0	0
Contest Totals	1,500			291	1,186	23	0	0

Summary Results Report
May 1st, 2021 City/School General and Special
Elections
May 1st, 2021

Final Results
SOVC
Collin County

122

Trustee, Place 7 Collin County Community College

Vote For 1

	TOTAL	VOTE %		Election Day	Early Voting	Ballot By Mail	Provision al Ballots	Limited Ballots
Jim Orr	631	59.58%	<div><div></div></div>	139	487	5	0	0
Helen Chang	428	40.42%	<div><div></div></div>	76	339	13	0	0
Total Votes Cast	1,059	100.00%	<div><div></div></div>	215	826	18	0	0
Overvotes	0			0	0	0	0	0
Undervotes	441			76	360	5	0	0
Contest Totals	1,500			291	1,186	23	0	0

Trustee, Place 8 Collin County Community College

Vote For 1

	TOTAL	VOTE %		Election Day	Early Voting	Ballot By Mail	Provision al Ballots	Limited Ballots
Misty Irby	483	46.67%	<div><div></div></div>	85	386	12	0	0
Bob Collins	552	53.33%	<div><div></div></div>	124	422	6	0	0
Total Votes Cast	1,035	100.00%	<div><div></div></div>	209	808	18	0	0
Overvotes	0			0	0	0	0	0
Undervotes	465			82	378	5	0	0
Contest Totals	1,500			291	1,186	23	0	0

Trustee, Place 9 Collin County Community College

Vote For 1

	TOTAL	VOTE %		Election Day	Early Voting	Ballot By Mail	Provision al Ballots	Limited Ballots
Andy Hardin	724	71.40%	<div><div></div></div>	154	562	8	0	0
Jacoby Stewart Sr.	290	28.60%	<div><div></div></div>	52	228	10	0	0
Total Votes Cast	1,014	100.00%	<div><div></div></div>	206	790	18	0	0
Overvotes	0			0	0	0	0	0
Undervotes	486			85	396	5	0	0
Contest Totals	1,500			291	1,186	23	0	0

Summary Results Report
May 1st, 2021 City/School General and Special
Elections
May 1st, 2021

Final Results
SOVC
Collin County

123

Statistics

	TOTAL	Election Day	Early Voting	Ballot By Mail	Provision al Ballots	Limited Ballots
Registered Voters - Total	1,961					
Ballots Cast - Total	432	161	261	8	2	0
Voter Turnout - Total	22.03%					

Councilmember, Place No.2 Plano

Vote For 1

	TOTAL	VOTE %		Election Day	Early Voting	Ballot By Mail	Provision al Ballots	Limited Ballots
Anthony Ricciardelli	243	59.12%	<div><div></div></div>	103	135	4	1	0
Steve Lavine	168	40.88%	<div><div></div></div>	51	112	4	1	0
Total Votes Cast	411	100.00%	<div><div></div></div>	154	247	8	2	0
Overvotes	0			0	0	0	0	0
Undervotes	21			7	14	0	0	0
Contest Totals	432			161	261	8	2	0

Councilmember, Place No.4 Plano

Vote For 1

	TOTAL	VOTE %		Election Day	Early Voting	Ballot By Mail	Provision al Ballots	Limited Ballots
Vidal Quintanilla	18	4.53%	<div><div></div></div>	5	12	1	0	0
Justin Adcock	190	47.86%	<div><div></div></div>	83	104	2	1	0
Kayci Prince	162	40.81%	<div><div></div></div>	54	103	4	1	0
Nassat Parveen	27	6.80%	<div><div></div></div>	5	21	1	0	0
Total Votes Cast	397	100.00%	<div><div></div></div>	147	240	8	2	0
Overvotes	0			0	0	0	0	0
Undervotes	35			14	21	0	0	0
Contest Totals	432			161	261	8	2	0

Councilmember, Place No.6 (Mayor)

Vote For 1

	TOTAL	VOTE %		Election Day	Early Voting	Ballot By Mail	Provision al Ballots	Limited Ballots
Lydia Ortega	13	3.02%	<div><div></div></div>	8	4	1	0	0
Lily Bao	207	48.14%	<div><div></div></div>	78	125	4	0	0
John Muns	210	48.84%	<div><div></div></div>	73	132	3	2	0
Total Votes Cast	430	100.00%	<div><div></div></div>	159	261	8	2	0
Overvotes	0			0	0	0	0	0
Undervotes	2			2	0	0	0	0
Contest Totals	432			161	261	8	2	0

Summary Results Report
May 1st, 2021 City/School General and Special
Elections
May 1st, 2021

Final Results
SOVC
Collin County

123

Councilmember, Place No.8 Plano

Vote For 1

	TOTAL	VOTE %		Election Day	Early Voting	Ballot By Mail	Provision al Ballots	Limited Ballots
Elisa Klein	175	43.64%	<div><div></div></div>	58	112	4	1	0
Rick Smith	226	56.36%	<div><div></div></div>	94	127	4	1	0
Total Votes Cast	401	100.00%	<div><div></div></div>	152	239	8	2	0
Overvotes	0			0	0	0	0	0
Undervotes	31			9	22	0	0	0
Contest Totals	432			161	261	8	2	0

Councilmember, Place No.7 Plano

Vote For 1

	TOTAL	VOTE %		Election Day	Early Voting	Ballot By Mail	Provision al Ballots	Limited Ballots
David M. Smith	34	8.50%	<div><div></div></div>	14	19	1	0	0
Julie Holmer	133	33.25%	<div><div></div></div>	35	94	3	1	0
Sandeep Srivastava	43	10.75%	<div><div></div></div>	19	24	0	0	0
Chris Robertson	165	41.25%	<div><div></div></div>	71	92	1	1	0
Bill Lisle III	25	6.25%	<div><div></div></div>	9	13	3	0	0
Total Votes Cast	400	100.00%	<div><div></div></div>	148	242	8	2	0
Overvotes	0			0	0	0	0	0
Undervotes	32			13	19	0	0	0
Contest Totals	432			161	261	8	2	0

Proposition A City of Plano

Vote For 1

	TOTAL	VOTE %		Election Day	Early Voting	Ballot By Mail	Provision al Ballots	Limited Ballots
For	310	75.61%	<div><div></div></div>	118	184	6	2	0
Against	100	24.39%	<div><div></div></div>	35	63	2	0	0
Total Votes Cast	410	100.00%	<div><div></div></div>	153	247	8	2	0
Overvotes	0			0	0	0	0	0
Undervotes	22			8	14	0	0	0
Contest Totals	432			161	261	8	2	0

Proposition B City of Plano

Vote For 1

	TOTAL	VOTE %		Election Day	Early Voting	Ballot By Mail	Provision al Ballots	Limited Ballots
For	309	75.00%	<div><div></div></div>	122	179	6	2	0
Against	103	25.00%	<div><div></div></div>	34	67	2	0	0
Total Votes Cast	412	100.00%	<div><div></div></div>	156	246	8	2	0
Overvotes	0			0	0	0	0	0
Undervotes	20			5	15	0	0	0
Contest Totals	432			161	261	8	2	0

Summary Results Report
May 1st, 2021 City/School General and Special
Elections
May 1st, 2021

Final Results
SOVC
Collin County

123

Proposition C City of Plano

Vote For 1

	TOTAL	VOTE %		Election Day	Early Voting	Ballot By Mail	Provision al Ballots	Limited Ballots
For	267	65.60%	<div><div></div></div>	106	152	7	2	0
Against	140	34.40%	<div><div></div></div>	47	92	1	0	0
Total Votes Cast	407	100.00%	<div><div></div></div>	153	244	8	2	0
Overvotes	0			0	0	0	0	0
Undervotes	25			8	17	0	0	0
Contest Totals	432			161	261	8	2	0

Proposition D City of Plano

Vote For 1

	TOTAL	VOTE %		Election Day	Early Voting	Ballot By Mail	Provision al Ballots	Limited Ballots
For	292	72.46%	<div><div></div></div>	109	176	5	2	0
Against	111	27.54%	<div><div></div></div>	40	68	3	0	0
Total Votes Cast	403	100.00%	<div><div></div></div>	149	244	8	2	0
Overvotes	0			0	0	0	0	0
Undervotes	29			12	17	0	0	0
Contest Totals	432			161	261	8	2	0

Proposition E City of Plano

Vote For 1

	TOTAL	VOTE %		Election Day	Early Voting	Ballot By Mail	Provision al Ballots	Limited Ballots
For	242	61.11%	<div><div></div></div>	91	143	6	2	0
Against	154	38.89%	<div><div></div></div>	57	95	2	0	0
Total Votes Cast	396	100.00%	<div><div></div></div>	148	238	8	2	0
Overvotes	0			0	0	0	0	0
Undervotes	36			13	23	0	0	0
Contest Totals	432			161	261	8	2	0

Proposition F City of Plano

Vote For 1

	TOTAL	VOTE %		Election Day	Early Voting	Ballot By Mail	Provision al Ballots	Limited Ballots
For	293	72.70%	<div><div></div></div>	114	171	6	2	0
Against	110	27.30%	<div><div></div></div>	37	71	2	0	0
Total Votes Cast	403	100.00%	<div><div></div></div>	151	242	8	2	0
Overvotes	0			0	0	0	0	0
Undervotes	29			10	19	0	0	0
Contest Totals	432			161	261	8	2	0

Summary Results Report
May 1st, 2021 City/School General and Special
Elections
May 1st, 2021

Final Results
SOVC
Collin County

123

Trustee, Place 1 Plano

Vote For 1

	TOTAL	VOTE %		Election Day	Early Voting	Ballot By Mail	Provision al Ballots	Limited Ballots
Lauren Tyra	183	52.29%	<div><div></div></div>	60	118	3	2	0
Shafik Ben Guesmia	10	2.86%	<div><div></div></div>	3	6	1	0	0
Semida Voicu	157	44.86%	<div><div></div></div>	74	80	3	0	0
Total Votes Cast	350	100.00%	<div><div></div></div>	137	204	7	2	0
Overvotes	0			0	0	0	0	0
Undervotes	82			24	57	1	0	0
Contest Totals	432			161	261	8	2	0

Trustee, Place 2 Plano

Vote For 1

	TOTAL	VOTE %		Election Day	Early Voting	Ballot By Mail	Provision al Ballots	Limited Ballots
Dayna Oscherwitz	139	39.15%	<div><div></div></div>	43	89	5	2	0
Ajikwaga Felli	9	2.54%	<div><div></div></div>	2	6	1	0	0
Angela Powell	207	58.31%	<div><div></div></div>	93	113	1	0	0
Total Votes Cast	355	100.00%	<div><div></div></div>	138	208	7	2	0
Overvotes	0			0	0	0	0	0
Undervotes	77			23	53	1	0	0
Contest Totals	432			161	261	8	2	0

Trustee, Place 3 Plano

Vote For 1

	TOTAL	VOTE %		Election Day	Early Voting	Ballot By Mail	Provision al Ballots	Limited Ballots
Nancy C. Humphrey	177	51.45%	<div><div></div></div>	63	106	6	2	0
Lynn Walling	167	48.55%	<div><div></div></div>	72	94	1	0	0
Total Votes Cast	344	100.00%	<div><div></div></div>	135	200	7	2	0
Overvotes	0			0	0	0	0	0
Undervotes	88			26	61	1	0	0
Contest Totals	432			161	261	8	2	0

Trustee, Place 6 Plano

Vote For 1

	TOTAL	VOTE %		Election Day	Early Voting	Ballot By Mail	Provision al Ballots	Limited Ballots
Marilyn Loughray	178	50.57%	<div><div></div></div>	81	96	1	0	0
Jeri Chambers	174	49.43%	<div><div></div></div>	53	113	6	2	0
Total Votes Cast	352	100.00%	<div><div></div></div>	134	209	7	2	0
Overvotes	0			0	0	0	0	0
Undervotes	80			27	52	1	0	0
Contest Totals	432			161	261	8	2	0

Summary Results Report
May 1st, 2021 City/School General and Special
Elections
May 1st, 2021

Final Results
SOVC
Collin County

123

Trustee, Place 7 Collin County Community College

Vote For 1

	TOTAL	VOTE %		Election Day	Early Voting	Ballot By Mail	Provision al Ballots	Limited Ballots
Jim Orr	188	54.02%	<div><div></div></div>	84	100	3	1	0
Helen Chang	160	45.98%	<div><div></div></div>	55	100	4	1	0
Total Votes Cast	348	100.00%	<div><div></div></div>	139	200	7	2	0
Overvotes	0			0	0	0	0	0
Undervotes	84			22	61	1	0	0
Contest Totals	432			161	261	8	2	0

Trustee, Place 8 Collin County Community College

Vote For 1

	TOTAL	VOTE %		Election Day	Early Voting	Ballot By Mail	Provision al Ballots	Limited Ballots
Misty Irby	154	45.29%	<div><div></div></div>	49	100	4	1	0
Bob Collins	186	54.71%	<div><div></div></div>	85	97	3	1	0
Total Votes Cast	340	100.00%	<div><div></div></div>	134	197	7	2	0
Overvotes	0			0	0	0	0	0
Undervotes	92			27	64	1	0	0
Contest Totals	432			161	261	8	2	0

Trustee, Place 9 Collin County Community College

Vote For 1

	TOTAL	VOTE %		Election Day	Early Voting	Ballot By Mail	Provision al Ballots	Limited Ballots
Andy Hardin	202	60.48%	<div><div></div></div>	89	109	3	1	0
Jacoby Stewart Sr.	132	39.52%	<div><div></div></div>	46	81	4	1	0
Total Votes Cast	334	100.00%	<div><div></div></div>	135	190	7	2	0
Overvotes	0			0	0	0	0	0
Undervotes	98			26	71	1	0	0
Contest Totals	432			161	261	8	2	0

Summary Results Report
May 1st, 2021 City/School General and Special
Elections
May 1st, 2021

Final Results
SOVC
Collin County

124

Statistics

	TOTAL	Election Day	Early Voting	Ballot By Mail	Provision al Ballots	Limited Ballots
Registered Voters - Total	3,055					
Ballots Cast - Total	527	153	353	21	0	0
Voter Turnout - Total	17.25%					

Councilmember, Place No.2 Plano

Vote For 1

	TOTAL	VOTE %		Election Day	Early Voting	Ballot By Mail	Provision al Ballots	Limited Ballots
Anthony Ricciardelli	266	54.85%	<div><div></div></div>	81	171	14	0	0
Steve Lavine	219	45.15%	<div><div></div></div>	67	149	3	0	0
Total Votes Cast	485	100.00%	<div><div></div></div>	148	320	17	0	0
Overvotes	0			0	0	0	0	0
Undervotes	42			5	33	4	0	0
Contest Totals	527			153	353	21	0	0

Councilmember, Place No.4 Plano

Vote For 1

	TOTAL	VOTE %		Election Day	Early Voting	Ballot By Mail	Provision al Ballots	Limited Ballots
Vidal Quintanilla	17	3.59%	<div><div></div></div>	1	16	0	0	0
Justin Adcock	210	44.30%	<div><div></div></div>	61	139	10	0	0
Kayci Prince	190	40.08%	<div><div></div></div>	60	124	6	0	0
Nassat Parveen	57	12.03%	<div><div></div></div>	20	37	0	0	0
Total Votes Cast	474	100.00%	<div><div></div></div>	142	316	16	0	0
Overvotes	0			0	0	0	0	0
Undervotes	53			11	37	5	0	0
Contest Totals	527			153	353	21	0	0

Councilmember, Place No.6 (Mayor)

Vote For 1

	TOTAL	VOTE %		Election Day	Early Voting	Ballot By Mail	Provision al Ballots	Limited Ballots
Lydia Ortega	23	4.42%	<div><div></div></div>	6	15	2	0	0
Lily Bao	236	45.38%	<div><div></div></div>	69	159	8	0	0
John Muns	261	50.19%	<div><div></div></div>	76	175	10	0	0
Total Votes Cast	520	100.00%	<div><div></div></div>	151	349	20	0	0
Overvotes	1			0	0	1	0	0
Undervotes	6			2	4	0	0	0
Contest Totals	527			153	353	21	0	0




Summary Results Report
May 1st, 2021 City/School General and Special
Elections
May 1st, 2021

Final Results
SOVC
Collin County

124







Councilmember, Place No.8 Plano

Vote For 1

	TOTAL	VOTE %	Election Day	Early Voting	Ballot By Mail	Provisional Ballots	Limited Ballots
Elisa Klein	230	48.63% 	66	158	6	0	0
Rick Smith	243	51.37% 	77	155	11	0	0
Total Votes Cast	473	100.00% 	143	313	17	0	0
Overvotes	0		0	0	0	0	0
Undervotes	54		10	40	4	0	0
Contest Totals	527		153	353	21	0	0




Councilmember, Place No.7 Plano

Vote For 1

	TOTAL	VOTE %	Election Day	Early Voting	Ballot By Mail	Provisional Ballots	Limited Ballots
David M. Smith	63	13.18% 	21	38	4	0	0
Julie Holmer	147	30.75% 	41	105	1	0	0
Sandeep Srivastava	54	11.30% 	7	45	2	0	0
Chris Robertson	165	34.52% 	63	93	9	0	0
Bill Lisle III	49	10.25% 	12	36	1	0	0
Total Votes Cast	478	100.00% 	144	317	17	0	0
Overvotes	0		0	0	0	0	0
Undervotes	49		9	36	4	0	0
Contest Totals	527		153	353	21	0	0




Proposition A City of Plano

Vote For 1

	TOTAL	VOTE %	Election Day	Early Voting	Ballot By Mail	Provisional Ballots	Limited Ballots
For	372	75.00% 	108	248	16	0	0
Against	124	25.00% 	37	84	3	0	0
Total Votes Cast	496	100.00% 	145	332	19	0	0
Overvotes	0		0	0	0	0	0
Undervotes	31		8	21	2	0	0
Contest Totals	527		153	353	21	0	0

Proposition B City of Plano

Vote For 1

	TOTAL	VOTE %	Election Day	Early Voting	Ballot By Mail	Provisional Ballots	Limited Ballots
For	343	69.57% 	99	233	11	0	0
Against	150	30.43% 	45	97	8	0	0
Total Votes Cast	493	100.00% 	144	330	19	0	0
Overvotes	0		0	0	0	0	0
Undervotes	34		9	23	2	0	0
Contest Totals	527		153	353	21	0	0

124

Proposition C City of Plano

Vote For 1

	TOTAL	VOTE %		Election Day	Early Voting	Ballot By Mail	Provision al Ballots	Limited Ballots
For	276	57.02%	<div><div></div></div>	79	188	9	0	0
Against	208	42.98%	<div><div></div></div>	63	135	10	0	0
Total Votes Cast	484	100.00%	<div><div></div></div>	142	323	19	0	0
Overvotes	0			0	0	0	0	0
Undervotes	43			11	30	2	0	0
Contest Totals	527			153	353	21	0	0

Proposition D City of Plano

Vote For 1

	TOTAL	VOTE %		Election Day	Early Voting	Ballot By Mail	Provision al Ballots	Limited Ballots
For	353	72.63%	<div><div></div></div>	111	227	15	0	0
Against	133	27.37%	<div><div></div></div>	32	97	4	0	0
Total Votes Cast	486	100.00%	<div><div></div></div>	143	324	19	0	0
Overvotes	0			0	0	0	0	0
Undervotes	41			10	29	2	0	0
Contest Totals	527			153	353	21	0	0

Proposition E City of Plano

Vote For 1

	TOTAL	VOTE %		Election Day	Early Voting	Ballot By Mail	Provision al Ballots	Limited Ballots
For	287	59.18%	<div><div></div></div>	88	190	9	0	0
Against	198	40.82%	<div><div></div></div>	55	133	10	0	0
Total Votes Cast	485	100.00%	<div><div></div></div>	143	323	19	0	0
Overvotes	0			0	0	0	0	0
Undervotes	42			10	30	2	0	0
Contest Totals	527			153	353	21	0	0

Proposition F City of Plano

Vote For 1

	TOTAL	VOTE %		Election Day	Early Voting	Ballot By Mail	Provision al Ballots	Limited Ballots
For	352	72.73%	<div><div></div></div>	98	241	13	0	0
Against	132	27.27%	<div><div></div></div>	46	80	6	0	0
Total Votes Cast	484	100.00%	<div><div></div></div>	144	321	19	0	0
Overvotes	0			0	0	0	0	0
Undervotes	43			9	32	2	0	0
Contest Totals	527			153	353	21	0	0

Summary Results Report
May 1st, 2021 City/School General and Special
Elections
May 1st, 2021

Final Results
SOVC
Collin County

124

Trustee, Place 1 Plano

Vote For 1

	TOTAL	VOTE %		Election Day	Early Voting	Ballot By Mail	Provision al Ballots	Limited Ballots
Lauren Tyra	257	58.68%	<div><div></div></div>	83	164	10	0	0
Shafik Ben Guesmia	23	5.25%	<div><div></div></div>	5	16	2	0	0
Semida Voicu	158	36.07%	<div><div></div></div>	45	108	5	0	0
Total Votes Cast	438	100.00%	<div><div></div></div>	133	288	17	0	0
Overvotes	0			0	0	0	0	0
Undervotes	89			20	65	4	0	0
Contest Totals	527			153	353	21	0	0

Trustee, Place 2 Plano

Vote For 1

	TOTAL	VOTE %		Election Day	Early Voting	Ballot By Mail	Provision al Ballots	Limited Ballots
Dayna Oscherwitz	176	40.18%	<div><div></div></div>	51	124	1	0	0
Ajikwaga Felli	17	3.88%	<div><div></div></div>	3	12	2	0	0
Angela Powell	245	55.94%	<div><div></div></div>	80	153	12	0	0
Total Votes Cast	438	100.00%	<div><div></div></div>	134	289	15	0	0
Overvotes	0			0	0	0	0	0
Undervotes	89			19	64	6	0	0
Contest Totals	527			153	353	21	0	0

Trustee, Place 3 Plano

Vote For 1

	TOTAL	VOTE %		Election Day	Early Voting	Ballot By Mail	Provision al Ballots	Limited Ballots
Nancy C. Humphrey	244	57.28%	<div><div></div></div>	83	153	8	0	0
Lynn Walling	182	42.72%	<div><div></div></div>	51	126	5	0	0
Total Votes Cast	426	100.00%	<div><div></div></div>	134	279	13	0	0
Overvotes	0			0	0	0	0	0
Undervotes	101			19	74	8	0	0
Contest Totals	527			153	353	21	0	0

Trustee, Place 6 Plano

Vote For 1

	TOTAL	VOTE %		Election Day	Early Voting	Ballot By Mail	Provision al Ballots	Limited Ballots
Marilyn Loughray	206	48.82%	<div><div></div></div>	64	135	7	0	0
Jeri Chambers	216	51.18%	<div><div></div></div>	63	147	6	0	0
Total Votes Cast	422	100.00%	<div><div></div></div>	127	282	13	0	0
Overvotes	0			0	0	0	0	0
Undervotes	105			26	71	8	0	0
Contest Totals	527			153	353	21	0	0

Summary Results Report
May 1st, 2021 City/School General and Special
Elections
May 1st, 2021

Final Results
SOVC
Collin County

124

Trustee, Place 7 Collin County Community College

Vote For 1

	TOTAL	VOTE %		Election Day	Early Voting	Ballot By Mail	Provision al Ballots	Limited Ballots
Jim Orr	226	51.48%	<div><div></div></div>	72	143	11	0	0
Helen Chang	213	48.52%	<div><div></div></div>	66	142	5	0	0
Total Votes Cast	439	100.00%	<div><div></div></div>	138	285	16	0	0
Overvotes	0			0	0	0	0	0
Undervotes	88			15	68	5	0	0
Contest Totals	527			153	353	21	0	0

Trustee, Place 8 Collin County Community College

Vote For 1

	TOTAL	VOTE %		Election Day	Early Voting	Ballot By Mail	Provision al Ballots	Limited Ballots
Misty Irby	202	48.33%	<div><div></div></div>	60	137	5	0	0
Bob Collins	216	51.67%	<div><div></div></div>	72	133	11	0	0
Total Votes Cast	418	100.00%	<div><div></div></div>	132	270	16	0	0
Overvotes	0			0	0	0	0	0
Undervotes	109			21	83	5	0	0
Contest Totals	527			153	353	21	0	0

Trustee, Place 9 Collin County Community College

Vote For 1

	TOTAL	VOTE %		Election Day	Early Voting	Ballot By Mail	Provision al Ballots	Limited Ballots
Andy Hardin	254	62.41%	<div><div></div></div>	84	161	9	0	0
Jacoby Stewart Sr.	153	37.59%	<div><div></div></div>	45	104	4	0	0
Total Votes Cast	407	100.00%	<div><div></div></div>	129	265	13	0	0
Overvotes	0			0	0	0	0	0
Undervotes	120			24	88	8	0	0
Contest Totals	527			153	353	21	0	0

Summary Results Report
May 1st, 2021 City/School General and Special
Elections
May 1st, 2021

Final Results
SOVC
Collin County

125

Statistics

	TOTAL	Election Day	Early Voting	Ballot By Mail	Provision al Ballots	Limited Ballots
Registered Voters - Total	4,960					
Ballots Cast - Total	407	215	190	2	0	0
Voter Turnout - Total	8.21%					

Mayor Garland

Vote For 1

	TOTAL	VOTE %	Election Day	Early Voting	Ballot By Mail	Provision al Ballots	Limited Ballots
Scott LeMay	0		0	0	0	0	0
Roel G. Garcia, Sr.	0		0	0	0	0	0
Total Votes Cast	0		0	0	0	0	0
Overvotes	0		0	0	0	0	0
Undervotes	0		0	0	0	0	0
Contest Totals	0		0	0	0	0	0

Council Member, District No. 1 Garland

Vote For 1

	TOTAL	VOTE %	Election Day	Early Voting	Ballot By Mail	Provision al Ballots	Limited Ballots
John Grimley	0		0	0	0	0	0
Angie Whitney	0		0	0	0	0	0
Jeff Bass	0		0	0	0	0	0
Total Votes Cast	0		0	0	0	0	0
Overvotes	0		0	0	0	0	0
Undervotes	0		0	0	0	0	0
Contest Totals	0		0	0	0	0	0

Mayor - Council Member, Place 7 Richardson

Vote For 1

	TOTAL	VOTE %	Election Day	Early Voting	Ballot By Mail	Provision al Ballots	Limited Ballots
Paul Voelker	298	100.00% <div></div>	152	144	2	0	0
Total Votes Cast	298	100.00% <div></div>	152	144	2	0	0
Overvotes	0		0	0	0	0	0
Undervotes	109		63	46	0	0	0
Contest Totals	407		215	190	2	0	0

Council Member, Place 1 Richardson

Vote For 1

	TOTAL	VOTE %	Election Day	Early Voting	Ballot By Mail	Provision al Ballots	Limited Ballots
Bob Dubey	257	100.00% <div></div>	128	127	2	0	0
Total Votes Cast	257	100.00% <div></div>	128	127	2	0	0
Overvotes	0		0	0	0	0	0
Undervotes	150		87	63	0	0	0
Contest Totals	407		215	190	2	0	0

Summary Results Report
May 1st, 2021 City/School General and Special
Elections
May 1st, 2021

Final Results
SOVC
Collin County

125

Council Member, Place 2 Richardson

Vote For 1

	TOTAL	VOTE %		Election Day	Early Voting	Ballot By Mail	Provision al Ballots	Limited Ballots
Jennifer Justice	259	100.00%	<div><div></div></div>	130	127	2	0	0
Total Votes Cast	259	100.00%	<div><div></div></div>	130	127	2	0	0
Overvotes	0			0	0	0	0	0
Undervotes	148			85	63	0	0	0
Contest Totals	407			215	190	2	0	0

Council Member, Place 3 Richardson

Vote For 1

	TOTAL	VOTE %		Election Day	Early Voting	Ballot By Mail	Provision al Ballots	Limited Ballots
Janet DePuy	261	100.00%	<div><div></div></div>	132	127	2	0	0
Total Votes Cast	261	100.00%	<div><div></div></div>	132	127	2	0	0
Overvotes	0			0	0	0	0	0
Undervotes	146			83	63	0	0	0
Contest Totals	407			215	190	2	0	0

Council Member, Place 4 Richardson

Vote For 1

	TOTAL	VOTE %		Election Day	Early Voting	Ballot By Mail	Provision al Ballots	Limited Ballots
Kyle Kepner	167	47.58%	<div><div></div></div>	94	73	0	0	0
Joe Corcoran	184	52.42%	<div><div></div></div>	93	89	2	0	0
Total Votes Cast	351	100.00%	<div><div></div></div>	187	162	2	0	0
Overvotes	0			0	0	0	0	0
Undervotes	56			28	28	0	0	0
Contest Totals	407			215	190	2	0	0

Council Member, Place 5 Richardson

Vote For 1

	TOTAL	VOTE %		Election Day	Early Voting	Ballot By Mail	Provision al Ballots	Limited Ballots
Ken Hutchenrider	252	100.00%	<div><div></div></div>	129	121	2	0	0
Total Votes Cast	252	100.00%	<div><div></div></div>	129	121	2	0	0
Overvotes	0			0	0	0	0	0
Undervotes	155			86	69	0	0	0
Contest Totals	407			215	190	2	0	0

Summary Results Report
May 1st, 2021 City/School General and Special
Elections
May 1st, 2021

Final Results
SOVC
Collin County

125

Council Member, Place 6 Richardson

Vote For 1

	TOTAL	VOTE %		Election Day	Early Voting	Ballot By Mail	Provision al Ballots	Limited Ballots
Daniel Burdette	79	20.84%	<div><div></div></div>	38	41	0	0	0
Marilyn Frederick	125	32.98%	<div><div></div></div>	69	56	0	0	0
Arefin Shamsul	175	46.17%	<div><div></div></div>	95	78	2	0	0
Total Votes Cast	379	100.00%	<div><div></div></div>	202	175	2	0	0
Overvotes	0			0	0	0	0	0
Undervotes	28			13	15	0	0	0
Contest Totals	407			215	190	2	0	0

Trustee, Place 1 Plano

Vote For 1

	TOTAL	VOTE %		Election Day	Early Voting	Ballot By Mail	Provision al Ballots	Limited Ballots
Lauren Tyra	189	53.09%	<div><div></div></div>	106	83	0	0	0
Shafik Ben Guesmia	64	17.98%	<div><div></div></div>	34	28	2	0	0
Semida Voicu	103	28.93%	<div><div></div></div>	45	58	0	0	0
Total Votes Cast	356	100.00%	<div><div></div></div>	185	169	2	0	0
Overvotes	0			0	0	0	0	0
Undervotes	51			30	21	0	0	0
Contest Totals	407			215	190	2	0	0

Trustee, Place 2 Plano

Vote For 1

	TOTAL	VOTE %		Election Day	Early Voting	Ballot By Mail	Provision al Ballots	Limited Ballots
Dayna Oscherwitz	107	31.56%	<div><div></div></div>	48	57	2	0	0
Ajikwaga Felli	43	12.68%	<div><div></div></div>	25	18	0	0	0
Angela Powell	189	55.75%	<div><div></div></div>	102	87	0	0	0
Total Votes Cast	339	100.00%	<div><div></div></div>	175	162	2	0	0
Overvotes	0			0	0	0	0	0
Undervotes	68			40	28	0	0	0
Contest Totals	407			215	190	2	0	0

Trustee, Place 3 Plano

Vote For 1

	TOTAL	VOTE %		Election Day	Early Voting	Ballot By Mail	Provision al Ballots	Limited Ballots
Nancy C. Humphrey	209	63.91%	<div><div></div></div>	113	96	0	0	0
Lynn Walling	118	36.09%	<div><div></div></div>	56	62	0	0	0
Total Votes Cast	327	100.00%	<div><div></div></div>	169	158	0	0	0
Overvotes	0			0	0	0	0	0
Undervotes	80			46	32	2	0	0
Contest Totals	407			215	190	2	0	0

Summary Results Report
May 1st, 2021 City/School General and Special
Elections
May 1st, 2021

Final Results
SOVC
Collin County

125

Trustee, Place 6 Plano

Vote For 1

	TOTAL	VOTE %		Election Day	Early Voting	Ballot By Mail	Provision al Ballots	Limited Ballots
Marilyn Loughray	162	50.47%	<div><div></div></div>	82	80	0	0	0
Jeri Chambers	159	49.53%	<div><div></div></div>	83	74	2	0	0
Total Votes Cast	321	100.00%	<div><div></div></div>	165	154	2	0	0
Overvotes	0			0	0	0	0	0
Undervotes	86			50	36	0	0	0
Contest Totals	407			215	190	2	0	0

Trustee, Place 7 Collin County Community College

Vote For 1

	TOTAL	VOTE %		Election Day	Early Voting	Ballot By Mail	Provision al Ballots	Limited Ballots
Jim Orr	168	49.56%	<div><div></div></div>	84	84	0	0	0
Helen Chang	171	50.44%	<div><div></div></div>	95	74	2	0	0
Total Votes Cast	339	100.00%	<div><div></div></div>	179	158	2	0	0
Overvotes	0			0	0	0	0	0
Undervotes	68			36	32	0	0	0
Contest Totals	407			215	190	2	0	0

Trustee, Place 8 Collin County Community College

Vote For 1

	TOTAL	VOTE %		Election Day	Early Voting	Ballot By Mail	Provision al Ballots	Limited Ballots
Misty Irby	158	48.47%	<div><div></div></div>	85	71	2	0	0
Bob Collins	168	51.53%	<div><div></div></div>	87	81	0	0	0
Total Votes Cast	326	100.00%	<div><div></div></div>	172	152	2	0	0
Overvotes	0			0	0	0	0	0
Undervotes	81			43	38	0	0	0
Contest Totals	407			215	190	2	0	0

Trustee, Place 9 Collin County Community College

Vote For 1

	TOTAL	VOTE %		Election Day	Early Voting	Ballot By Mail	Provision al Ballots	Limited Ballots
Andy Hardin	209	63.91%	<div><div></div></div>	105	104	0	0	0
Jacoby Stewart Sr.	118	36.09%	<div><div></div></div>	68	48	2	0	0
Total Votes Cast	327	100.00%	<div><div></div></div>	173	152	2	0	0
Overvotes	0			0	0	0	0	0
Undervotes	80			42	38	0	0	0
Contest Totals	407			215	190	2	0	0

Summary Results Report
May 1st, 2021 City/School General and Special
Elections
May 1st, 2021

Final Results
SOVC
Collin County

126

Statistics

	TOTAL	Election Day	Early Voting	Ballot By Mail	Provisional Ballots	Limited Ballots
Registered Voters - Total	4,534					
Ballots Cast - Total	967	233	726	8	0	0
Voter Turnout - Total	21.33%					

Mayor McKinney

Vote For 1

	TOTAL	VOTE %		Election Day	Early Voting	Ballot By Mail	Provisional Ballots	Limited Ballots
Jimmy R. Stewart	26	2.75%	<div><div></div></div>	7	18	1	0	0
George Fuller	666	70.33%	<div><div></div></div>	143	516	7	0	0
Tom Meredith	255	26.93%	<div><div></div></div>	76	179	0	0	0
Total Votes Cast	947	100.00%	<div><div></div></div>	226	713	8	0	0
Overvotes	0			0	0	0	0	0
Undervotes	20			7	13	0	0	0
Contest Totals	967			233	726	8	0	0

City Council At Large McKinney

Vote For 1

	TOTAL	VOTE %		Election Day	Early Voting	Ballot By Mail	Provisional Ballots	Limited Ballots
Brian J. Magnuson	338	41.63%	<div><div></div></div>	87	249	2	0	0
Charlie Philips	474	58.37%	<div><div></div></div>	107	361	6	0	0
Total Votes Cast	812	100.00%	<div><div></div></div>	194	610	8	0	0
Overvotes	0			0	0	0	0	0
Undervotes	155			39	116	0	0	0
Contest Totals	967			233	726	8	0	0

School District Board of Trustees, Place 2 McKinney District 2

Vote For 1

	TOTAL	VOTE %		Election Day	Early Voting	Ballot By Mail	Provisional Ballots	Limited Ballots
Philip Hassler	20	68.97%	<div><div></div></div>	5	15	0	0	0
Anthony Congine	9	31.03%	<div><div></div></div>	5	4	0	0	0
Total Votes Cast	29	100.00%	<div><div></div></div>	10	19	0	0	0
Overvotes	0			0	0	0	0	0
Undervotes	8			0	8	0	0	0
Contest Totals	37			10	27	0	0	0

Summary Results Report
May 1st, 2021 City/School General and Special
Elections
May 1st, 2021

Final Results
SOVC
Collin County

126

School District Board Of Trustees, Place 7 McKinney

Vote For 1

	TOTAL	VOTE %		Election Day	Early Voting	Ballot By Mail	Provision al Ballots	Limited Ballots
Serena Ashcroft	251	30.24%	<div><div></div></div>	70	180	1	0	0
Joy Booth	187	22.53%	<div><div></div></div>	42	145	0	0	0
Harvey Oaxaca	369	44.46%	<div><div></div></div>	69	296	4	0	0
J.B. Franze	23	2.77%	<div><div></div></div>	9	14	0	0	0
Total Votes Cast	830	100.00%	<div><div></div></div>	190	635	5	0	0
Overvotes	0			0	0	0	0	0
Undervotes	137			43	91	3	0	0
Contest Totals	967			233	726	8	0	0

Proposition A McKinney ISD

Vote For 1

	TOTAL	VOTE %		Election Day	Early Voting	Ballot By Mail	Provision al Ballots	Limited Ballots
For	735	78.95%	<div><div></div></div>	152	578	5	0	0
Against	196	21.05%	<div><div></div></div>	73	122	1	0	0
Total Votes Cast	931	100.00%	<div><div></div></div>	225	700	6	0	0
Overvotes	0			0	0	0	0	0
Undervotes	36			8	26	2	0	0
Contest Totals	967			233	726	8	0	0

Proposition B McKinney ISD

Vote For 1

	TOTAL	VOTE %		Election Day	Early Voting	Ballot By Mail	Provision al Ballots	Limited Ballots
For	635	67.99%	<div><div></div></div>	139	493	3	0	0
Against	299	32.01%	<div><div></div></div>	86	210	3	0	0
Total Votes Cast	934	100.00%	<div><div></div></div>	225	703	6	0	0
Overvotes	0			0	0	0	0	0
Undervotes	33			8	23	2	0	0
Contest Totals	967			233	726	8	0	0

Proposition C McKinney ISD

Vote For 1

	TOTAL	VOTE %		Election Day	Early Voting	Ballot By Mail	Provision al Ballots	Limited Ballots
For	609	65.06%	<div><div></div></div>	129	476	4	0	0
Against	327	34.94%	<div><div></div></div>	95	229	3	0	0
Total Votes Cast	936	100.00%	<div><div></div></div>	224	705	7	0	0
Overvotes	0			0	0	0	0	0
Undervotes	31			9	21	1	0	0
Contest Totals	967			233	726	8	0	0

Summary Results Report
May 1st, 2021 City/School General and Special
Elections
May 1st, 2021

Final Results
SOVC
Collin County

126

Proposition D McKinney ISD

Vote For 1

	TOTAL	VOTE %		Election Day	Early Voting	Ballot By Mail	Provision al Ballots	Limited Ballots
For	615	65.71%	<div><div></div></div>	125	486	4	0	0
Against	321	34.29%	<div><div></div></div>	101	217	3	0	0
Total Votes Cast	936	100.00%	<div><div></div></div>	226	703	7	0	0
Overvotes	0			0	0	0	0	0
Undervotes	31			7	23	1	0	0
Contest Totals	967			233	726	8	0	0

Trustee, Place 7 Collin County Community College

Vote For 1

	TOTAL	VOTE %		Election Day	Early Voting	Ballot By Mail	Provision al Ballots	Limited Ballots
Jim Orr	380	50.60%	<div><div></div></div>	98	281	1	0	0
Helen Chang	371	49.40%	<div><div></div></div>	83	284	4	0	0
Total Votes Cast	751	100.00%	<div><div></div></div>	181	565	5	0	0
Overvotes	0			0	0	0	0	0
Undervotes	216			52	161	3	0	0
Contest Totals	967			233	726	8	0	0

Trustee, Place 8 Collin County Community College

Vote For 1

	TOTAL	VOTE %		Election Day	Early Voting	Ballot By Mail	Provision al Ballots	Limited Ballots
Misty Irby	393	53.04%	<div><div></div></div>	78	311	4	0	0
Bob Collins	348	46.96%	<div><div></div></div>	101	246	1	0	0
Total Votes Cast	741	100.00%	<div><div></div></div>	179	557	5	0	0
Overvotes	0			0	0	0	0	0
Undervotes	226			54	169	3	0	0
Contest Totals	967			233	726	8	0	0

Trustee, Place 9 Collin County Community College

Vote For 1

	TOTAL	VOTE %		Election Day	Early Voting	Ballot By Mail	Provision al Ballots	Limited Ballots
Andy Hardin	452	62.00%	<div><div></div></div>	108	343	1	0	0
Jacoby Stewart Sr.	277	38.00%	<div><div></div></div>	72	201	4	0	0
Total Votes Cast	729	100.00%	<div><div></div></div>	180	544	5	0	0
Overvotes	0			0	0	0	0	0
Undervotes	238			53	182	3	0	0
Contest Totals	967			233	726	8	0	0

Summary Results Report
May 1st, 2021 City/School General and Special
Elections
May 1st, 2021

Final Results
SOVC
Collin County

127

Statistics

	TOTAL	Election Day	Early Voting	Ballot By Mail	Provision al Ballots	Limited Ballots
Registered Voters - Total	3,721					
Ballots Cast - Total	229	78	137	14	0	0
Voter Turnout - Total	6.15%					

City Council, Place 1 Frisco

Vote For 1

	TOTAL	VOTE %		Election Day	Early Voting	Ballot By Mail	Provision al Ballots	Limited Ballots
John Keating	131	62.68%	<div><div></div></div>	48	77	6	0	0
JP Schade	78	37.32%	<div><div></div></div>	24	47	7	0	0
Total Votes Cast	209	100.00%	<div><div></div></div>	72	124	13	0	0
Overvotes	0			0	0	0	0	0
Undervotes	20			6	13	1	0	0
Contest Totals	229			78	137	14	0	0

City Council, Place 3 Frisco

Vote For 1

	TOTAL	VOTE %		Election Day	Early Voting	Ballot By Mail	Provision al Ballots	Limited Ballots
Sai Krishna	27	12.00%	<div><div></div></div>	10	15	2	0	0
Angelia Pelham	56	24.89%	<div><div></div></div>	26	28	2	0	0
Jennifer White	81	36.00%	<div><div></div></div>	32	48	1	0	0
Karen Cunningham	61	27.11%	<div><div></div></div>	9	43	9	0	0
Total Votes Cast	225	100.00%	<div><div></div></div>	77	134	14	0	0
Overvotes	0			0	0	0	0	0
Undervotes	4			1	3	0	0	0
Contest Totals	229			78	137	14	0	0

Trustee, Place 6 Frisco

Vote For 1

	TOTAL	VOTE %		Election Day	Early Voting	Ballot By Mail	Provision al Ballots	Limited Ballots
John Classe	147	100.00%	<div><div></div></div>	47	90	10	0	0
Total Votes Cast	147	100.00%	<div><div></div></div>	47	90	10	0	0
Overvotes	0			0	0	0	0	0
Undervotes	82			31	47	4	0	0
Contest Totals	229			78	137	14	0	0

Trustee, Place 7 Frisco

Vote For 1

	TOTAL	VOTE %		Election Day	Early Voting	Ballot By Mail	Provision al Ballots	Limited Ballots
Evelyn Brooks	84	39.44%	<div><div></div></div>	36	43	5	0	0
René Archambault	129	60.56%	<div><div></div></div>	37	83	9	0	0
Total Votes Cast	213	100.00%	<div><div></div></div>	73	126	14	0	0
Overvotes	0			0	0	0	0	0
Undervotes	16			5	11	0	0	0
Contest Totals	229			78	137	14	0	0

Summary Results Report
May 1st, 2021 City/School General and Special
Elections
May 1st, 2021

Final Results
SOVC
Collin County

127

Trustee, Place 7 Collin County Community College

Vote For 1

	TOTAL	VOTE %		Election Day	Early Voting	Ballot By Mail	Provision al Ballots	Limited Ballots
Jim Orr	89	43.84%	<div><div></div></div>	32	54	3	0	0
Helen Chang	114	56.16%	<div><div></div></div>	40	64	10	0	0
Total Votes Cast	203	100.00%	<div><div></div></div>	72	118	13	0	0
Overvotes	0			0	0	0	0	0
Undervotes	26			6	19	1	0	0
Contest Totals	229			78	137	14	0	0

Trustee, Place 8 Collin County Community College

Vote For 1

	TOTAL	VOTE %		Election Day	Early Voting	Ballot By Mail	Provision al Ballots	Limited Ballots
Misty Irby	105	53.85%	<div><div></div></div>	34	63	8	0	0
Bob Collins	90	46.15%	<div><div></div></div>	38	47	5	0	0
Total Votes Cast	195	100.00%	<div><div></div></div>	72	110	13	0	0
Overvotes	0			0	0	0	0	0
Undervotes	34			6	27	1	0	0
Contest Totals	229			78	137	14	0	0

Trustee, Place 9 Collin County Community College

Vote For 1

	TOTAL	VOTE %		Election Day	Early Voting	Ballot By Mail	Provision al Ballots	Limited Ballots
Andy Hardin	112	58.33%	<div><div></div></div>	42	64	6	0	0
Jacoby Stewart Sr.	80	41.67%	<div><div></div></div>	29	44	7	0	0
Total Votes Cast	192	100.00%	<div><div></div></div>	71	108	13	0	0
Overvotes	0			0	0	0	0	0
Undervotes	37			7	29	1	0	0
Contest Totals	229			78	137	14	0	0

Summary Results Report
May 1st, 2021 City/School General and Special
Elections
May 1st, 2021

Final Results
SOVC
Collin County

128

Statistics

	TOTAL	Election Day	Early Voting	Ballot By Mail	Provision al Ballots	Limited Ballots
Registered Voters - Total	4,974					
Ballots Cast - Total	697	308	388	1	0	0
Voter Turnout - Total	14.01%					

Town Council, Mayor Fairview

Vote For 1

	TOTAL	VOTE %		Election Day	Early Voting	Ballot By Mail	Provision al Ballots	Limited Ballots
Cynthia Brugge	41	34.17%	<div><div></div></div>	21	20	0	0	0
Henry Lessner	79	65.83%	<div><div></div></div>	33	46	0	0	0
Total Votes Cast	120	100.00%	<div><div></div></div>	54	66	0	0	0
Overvotes	0			0	0	0	0	0
Undervotes	1			0	1	0	0	0
Contest Totals	121			54	67	0	0	0

Town Council, Seat One Fairview

Vote For 1

	TOTAL	VOTE %		Election Day	Early Voting	Ballot By Mail	Provision al Ballots	Limited Ballots
Rich Connelly	85	100.00%	<div><div></div></div>	35	50	0	0	0
Total Votes Cast	85	100.00%	<div><div></div></div>	35	50	0	0	0
Overvotes	0			0	0	0	0	0
Undervotes	36			19	17	0	0	0
Contest Totals	121			54	67	0	0	0

Town Council, Seat Three Fairview

Vote For 1

	TOTAL	VOTE %		Election Day	Early Voting	Ballot By Mail	Provision al Ballots	Limited Ballots
Jeannette Grazioli	40	36.04%	<div><div></div></div>	17	23	0	0	0
Ricardo Doi	71	63.96%	<div><div></div></div>	32	39	0	0	0
Total Votes Cast	111	100.00%	<div><div></div></div>	49	62	0	0	0
Overvotes	0			0	0	0	0	0
Undervotes	10			5	5	0	0	0
Contest Totals	121			54	67	0	0	0

Town Council, Seat Five Fairview

Vote For 1

	TOTAL	VOTE %		Election Day	Early Voting	Ballot By Mail	Provision al Ballots	Limited Ballots
Ken Logsdon	80	100.00%	<div><div></div></div>	33	47	0	0	0
Total Votes Cast	80	100.00%	<div><div></div></div>	33	47	0	0	0
Overvotes	0			0	0	0	0	0
Undervotes	41			21	20	0	0	0
Contest Totals	121			54	67	0	0	0

Summary Results Report
May 1st, 2021 City/School General and Special
Elections
May 1st, 2021

Final Results
SOVC
Collin County

128

Mayor Lucas

Vote For 1

	TOTAL	VOTE %		Election Day	Early Voting	Ballot By Mail	Provision al Ballots	Limited Ballots
Leslie Wizner	59	10.79%	<div><div></div></div>	29	29	1	0	0
Jim Olk	488	89.21%	<div><div></div></div>	214	274	0	0	0
Total Votes Cast	547	100.00%	<div><div></div></div>	243	303	1	0	0
Overvotes	0			0	0	0	0	0
Undervotes	22			10	12	0	0	0
Contest Totals	569			253	315	1	0	0

Councilmember, Seat 3 Lucas

Vote For 1

	TOTAL	VOTE %		Election Day	Early Voting	Ballot By Mail	Provision al Ballots	Limited Ballots
David Keer	469	87.17%	<div><div></div></div>	208	260	1	0	0
Evelyn Molina	69	12.83%	<div><div></div></div>	34	35	0	0	0
Total Votes Cast	538	100.00%	<div><div></div></div>	242	295	1	0	0
Overvotes	0			0	0	0	0	0
Undervotes	31			11	20	0	0	0
Contest Totals	569			253	315	1	0	0

Councilmember, Seat 4 Lucas

Vote For 1

	TOTAL	VOTE %		Election Day	Early Voting	Ballot By Mail	Provision al Ballots	Limited Ballots
Philip (Phil) Lawrence	446	100.00%	<div><div></div></div>	200	246	0	0	0
Total Votes Cast	446	100.00%	<div><div></div></div>	200	246	0	0	0
Overvotes	0			0	0	0	0	0
Undervotes	123			53	69	1	0	0
Contest Totals	569			253	315	1	0	0

Proposition A City of Lucas

Vote For 1

	TOTAL	VOTE %		Election Day	Early Voting	Ballot By Mail	Provision al Ballots	Limited Ballots
For	448	84.05%	<div><div></div></div>	202	245	1	0	0
Against	85	15.95%	<div><div></div></div>	34	51	0	0	0
Total Votes Cast	533	100.00%	<div><div></div></div>	236	296	1	0	0
Overvotes	0			0	0	0	0	0
Undervotes	36			17	19	0	0	0
Contest Totals	569			253	315	1	0	0

Summary Results Report
May 1st, 2021 City/School General and Special
Elections
May 1st, 2021

Final Results
SOVC
Collin County

128

Proposition B City of Lucas

Vote For 1

	TOTAL	VOTE %		Election Day	Early Voting	Ballot By Mail	Provision al Ballots	Limited Ballots
For	497	91.87%	<div><div></div></div>	227	269	1	0	0
Against	44	8.13%	<div><div></div></div>	14	30	0	0	0
Total Votes Cast	541	100.00%	<div><div></div></div>	241	299	1	0	0
Overvotes	0			0	0	0	0	0
Undervotes	28			12	16	0	0	0
Contest Totals	569			253	315	1	0	0

Proposition C City of Lucas

Vote For 1

	TOTAL	VOTE %		Election Day	Early Voting	Ballot By Mail	Provision al Ballots	Limited Ballots
For	441	84.48%	<div><div></div></div>	195	245	1	0	0
Against	81	15.52%	<div><div></div></div>	37	44	0	0	0
Total Votes Cast	522	100.00%	<div><div></div></div>	232	289	1	0	0
Overvotes	0			0	0	0	0	0
Undervotes	47			21	26	0	0	0
Contest Totals	569			253	315	1	0	0

Proposition D City of Lucas

Vote For 1

	TOTAL	VOTE %		Election Day	Early Voting	Ballot By Mail	Provision al Ballots	Limited Ballots
For	507	93.54%	<div><div></div></div>	225	281	1	0	0
Against	35	6.46%	<div><div></div></div>	15	20	0	0	0
Total Votes Cast	542	100.00%	<div><div></div></div>	240	301	1	0	0
Overvotes	0			0	0	0	0	0
Undervotes	27			13	14	0	0	0
Contest Totals	569			253	315	1	0	0

Proposition E City of Lucas

Vote For 1

	TOTAL	VOTE %		Election Day	Early Voting	Ballot By Mail	Provision al Ballots	Limited Ballots
For	402	78.82%	<div><div></div></div>	179	222	1	0	0
Against	108	21.18%	<div><div></div></div>	44	64	0	0	0
Total Votes Cast	510	100.00%	<div><div></div></div>	223	286	1	0	0
Overvotes	0			0	0	0	0	0
Undervotes	59			30	29	0	0	0
Contest Totals	569			253	315	1	0	0

Summary Results Report
May 1st, 2021 City/School General and Special
Elections
May 1st, 2021

Final Results
SOVC
Collin County

128

Proposition F City of Lucas

Vote For 1

	TOTAL	VOTE %		Election Day	Early Voting	Ballot By Mail	Provision al Ballots	Limited Ballots
For	229	44.29%	<div><div></div></div>	95	133	1	0	0
Against	288	55.71%	<div><div></div></div>	137	151	0	0	0
Total Votes Cast	517	100.00%	<div><div></div></div>	232	284	1	0	0
Overvotes	0			0	0	0	0	0
Undervotes	52			21	31	0	0	0
Contest Totals	569			253	315	1	0	0

Proposition G City of Lucas

Vote For 1

	TOTAL	VOTE %		Election Day	Early Voting	Ballot By Mail	Provision al Ballots	Limited Ballots
For	403	79.02%	<div><div></div></div>	175	227	1	0	0
Against	107	20.98%	<div><div></div></div>	48	59	0	0	0
Total Votes Cast	510	100.00%	<div><div></div></div>	223	286	1	0	0
Overvotes	0			0	0	0	0	0
Undervotes	59			30	29	0	0	0
Contest Totals	569			253	315	1	0	0

Proposition H City of Lucas

Vote For 1

	TOTAL	VOTE %		Election Day	Early Voting	Ballot By Mail	Provision al Ballots	Limited Ballots
For	403	79.17%	<div><div></div></div>	174	228	1	0	0
Against	106	20.83%	<div><div></div></div>	50	56	0	0	0
Total Votes Cast	509	100.00%	<div><div></div></div>	224	284	1	0	0
Overvotes	0			0	0	0	0	0
Undervotes	60			29	31	0	0	0
Contest Totals	569			253	315	1	0	0

Proposition I City of Lucas

Vote For 1

	TOTAL	VOTE %		Election Day	Early Voting	Ballot By Mail	Provision al Ballots	Limited Ballots
For	403	79.33%	<div><div></div></div>	176	226	1	0	0
Against	105	20.67%	<div><div></div></div>	48	57	0	0	0
Total Votes Cast	508	100.00%	<div><div></div></div>	224	283	1	0	0
Overvotes	0			0	0	0	0	0
Undervotes	61			29	32	0	0	0
Contest Totals	569			253	315	1	0	0

Summary Results Report
May 1st, 2021 City/School General and Special
Elections
May 1st, 2021

Final Results
SOVC
Collin County

128

Proposition J City of Lucas

Vote For 1

	TOTAL	VOTE %		Election Day	Early Voting	Ballot By Mail	Provision al Ballots	Limited Ballots
For	400	78.43%	<div><div></div></div>	174	225	1	0	0
Against	110	21.57%	<div><div></div></div>	51	59	0	0	0
Total Votes Cast	510	100.00%	<div><div></div></div>	225	284	1	0	0
Overvotes	0			0	0	0	0	0
Undervotes	59			28	31	0	0	0
Contest Totals	569			253	315	1	0	0

Proposition K City of Lucas

Vote For 1

	TOTAL	VOTE %		Election Day	Early Voting	Ballot By Mail	Provision al Ballots	Limited Ballots
For	397	79.08%	<div><div></div></div>	174	222	1	0	0
Against	105	20.92%	<div><div></div></div>	47	58	0	0	0
Total Votes Cast	502	100.00%	<div><div></div></div>	221	280	1	0	0
Overvotes	0			0	0	0	0	0
Undervotes	67			32	35	0	0	0
Contest Totals	569			253	315	1	0	0

Proposition L City of Lucas

Vote For 1

	TOTAL	VOTE %		Election Day	Early Voting	Ballot By Mail	Provision al Ballots	Limited Ballots
For	388	77.76%	<div><div></div></div>	173	214	1	0	0
Against	111	22.24%	<div><div></div></div>	48	63	0	0	0
Total Votes Cast	499	100.00%	<div><div></div></div>	221	277	1	0	0
Overvotes	0			0	0	0	0	0
Undervotes	70			32	38	0	0	0
Contest Totals	569			253	315	1	0	0

Proposition M City of Lucas

Vote For 1

	TOTAL	VOTE %		Election Day	Early Voting	Ballot By Mail	Provision al Ballots	Limited Ballots
For	399	79.32%	<div><div></div></div>	175	223	1	0	0
Against	104	20.68%	<div><div></div></div>	46	58	0	0	0
Total Votes Cast	503	100.00%	<div><div></div></div>	221	281	1	0	0
Overvotes	0			0	0	0	0	0
Undervotes	66			32	34	0	0	0
Contest Totals	569			253	315	1	0	0

Summary Results Report
May 1st, 2021 City/School General and Special
Elections
May 1st, 2021

Final Results
SOVC
Collin County

128

Proposition N City of Lucas

Vote For 1

	TOTAL	VOTE %		Election Day	Early Voting	Ballot By Mail	Provision al Ballots	Limited Ballots
For	422	84.06%	<div><div></div></div>	190	231	1	0	0
Against	80	15.94%	<div><div></div></div>	34	46	0	0	0
Total Votes Cast	502	100.00%	<div><div></div></div>	224	277	1	0	0
Overvotes	0			0	0	0	0	0
Undervotes	67			29	38	0	0	0
Contest Totals	569			253	315	1	0	0

Proposition O City of Lucas

Vote For 1

	TOTAL	VOTE %		Election Day	Early Voting	Ballot By Mail	Provision al Ballots	Limited Ballots
For	432	85.21%	<div><div></div></div>	193	238	1	0	0
Against	75	14.79%	<div><div></div></div>	33	42	0	0	0
Total Votes Cast	507	100.00%	<div><div></div></div>	226	280	1	0	0
Overvotes	0			0	0	0	0	0
Undervotes	62			27	35	0	0	0
Contest Totals	569			253	315	1	0	0

Proposition P City of Lucas

Vote For 1

	TOTAL	VOTE %		Election Day	Early Voting	Ballot By Mail	Provision al Ballots	Limited Ballots
For	215	43.79%	<div><div></div></div>	87	127	1	0	0
Against	276	56.21%	<div><div></div></div>	131	145	0	0	0
Total Votes Cast	491	100.00%	<div><div></div></div>	218	272	1	0	0
Overvotes	0			0	0	0	0	0
Undervotes	78			35	43	0	0	0
Contest Totals	569			253	315	1	0	0

Proposition Q City of Lucas

Vote For 1

	TOTAL	VOTE %		Election Day	Early Voting	Ballot By Mail	Provision al Ballots	Limited Ballots
For	430	84.81%	<div><div></div></div>	187	242	1	0	0
Against	77	15.19%	<div><div></div></div>	35	42	0	0	0
Total Votes Cast	507	100.00%	<div><div></div></div>	222	284	1	0	0
Overvotes	0			0	0	0	0	0
Undervotes	62			31	31	0	0	0
Contest Totals	569			253	315	1	0	0

Summary Results Report
May 1st, 2021 City/School General and Special
Elections
May 1st, 2021

Final Results
SOVC
Collin County

128

Proposition R City of Lucas

Vote For 1

	TOTAL	VOTE %		Election Day	Early Voting	Ballot By Mail	Provision al Ballots	Limited Ballots
For	425	85.51%	<div><div></div></div>	190	234	1	0	0
Against	72	14.49%	<div><div></div></div>	28	44	0	0	0
Total Votes Cast	497	100.00%	<div><div></div></div>	218	278	1	0	0
Overvotes	0			0	0	0	0	0
Undervotes	72			35	37	0	0	0
Contest Totals	569			253	315	1	0	0

School District Board of Trustees, Place 1 Allen

Vote For 1

	TOTAL	VOTE %		Election Day	Early Voting	Ballot By Mail	Provision al Ballots	Limited Ballots
Jorge J. Torres	13	31.71%	<div><div></div></div>	2	11	0	0	0
Sarah Mitchell	28	68.29%	<div><div></div></div>	8	20	0	0	0
Total Votes Cast	41	100.00%	<div><div></div></div>	10	31	0	0	0
Overvotes	0			0	0	0	0	0
Undervotes	19			7	12	0	0	0
Contest Totals	60			17	43	0	0	0

School District Board of Trustees, Place 2 Allen

Vote For 1

	TOTAL	VOTE %		Election Day	Early Voting	Ballot By Mail	Provision al Ballots	Limited Ballots
David W. Noll	23	65.71%	<div><div></div></div>	6	17	0	0	0
Stacey Greer	12	34.29%	<div><div></div></div>	4	8	0	0	0
Total Votes Cast	35	100.00%	<div><div></div></div>	10	25	0	0	0
Overvotes	0			0	0	0	0	0
Undervotes	25			7	18	0	0	0
Contest Totals	60			17	43	0	0	0

School District Board of Trustees, Place 3 Allen

Vote For 1

	TOTAL	VOTE %		Election Day	Early Voting	Ballot By Mail	Provision al Ballots	Limited Ballots
Kevin Cameron	30	76.92%	<div><div></div></div>	9	21	0	0	0
Deepak Kaithakkapuzha	9	23.08%	<div><div></div></div>	2	7	0	0	0
Total Votes Cast	39	100.00%	<div><div></div></div>	11	28	0	0	0
Overvotes	0			0	0	0	0	0
Undervotes	21			6	15	0	0	0
Contest Totals	60			17	43	0	0	0

Summary Results Report
May 1st, 2021 City/School General and Special
Elections
May 1st, 2021

Final Results
SOVC
Collin County

128

Proposition A Allen ISD

Vote For 1

	TOTAL	VOTE %		Election Day	Early Voting	Ballot By Mail	Provision al Ballots	Limited Ballots
For	42	75.00%	<div><div></div></div>	12	30	0	0	0
Against	14	25.00%	<div><div></div></div>	5	9	0	0	0
Total Votes Cast	56	100.00%	<div><div></div></div>	17	39	0	0	0
Overvotes	0			0	0	0	0	0
Undervotes	4			0	4	0	0	0
Contest Totals	60			17	43	0	0	0

School District Board Of Trustees, Place 7 McKinney

Vote For 1

	TOTAL	VOTE %		Election Day	Early Voting	Ballot By Mail	Provision al Ballots	Limited Ballots
Serena Ashcroft	20	35.71%	<div><div></div></div>	11	9	0	0	0
Joy Booth	13	23.21%	<div><div></div></div>	5	8	0	0	0
Harvey Oaxaca	21	37.50%	<div><div></div></div>	6	15	0	0	0
J.B. Franze	2	3.57%	<div><div></div></div>	0	2	0	0	0
Total Votes Cast	56	100.00%	<div><div></div></div>	22	34	0	0	0
Overvotes	0			0	0	0	0	0
Undervotes	36			16	20	0	0	0
Contest Totals	92			38	54	0	0	0

Proposition A McKinney ISD

Vote For 1

	TOTAL	VOTE %		Election Day	Early Voting	Ballot By Mail	Provision al Ballots	Limited Ballots
For	38	44.19%	<div><div></div></div>	18	20	0	0	0
Against	48	55.81%	<div><div></div></div>	18	30	0	0	0
Total Votes Cast	86	100.00%	<div><div></div></div>	36	50	0	0	0
Overvotes	0			0	0	0	0	0
Undervotes	6			2	4	0	0	0
Contest Totals	92			38	54	0	0	0

Proposition B McKinney ISD

Vote For 1

	TOTAL	VOTE %		Election Day	Early Voting	Ballot By Mail	Provision al Ballots	Limited Ballots
For	31	35.23%	<div><div></div></div>	12	19	0	0	0
Against	57	64.77%	<div><div></div></div>	25	32	0	0	0
Total Votes Cast	88	100.00%	<div><div></div></div>	37	51	0	0	0
Overvotes	0			0	0	0	0	0
Undervotes	4			1	3	0	0	0
Contest Totals	92			38	54	0	0	0

Summary Results Report
May 1st, 2021 City/School General and Special
Elections
May 1st, 2021

Final Results
SOVC
Collin County

128

Proposition C McKinney ISD

Vote For 1

	TOTAL	VOTE %		Election Day	Early Voting	Ballot By Mail	Provision al Ballots	Limited Ballots
For	27	30.68%	<div><div></div></div>	13	14	0	0	0
Against	61	69.32%	<div><div></div></div>	24	37	0	0	0
Total Votes Cast	88	100.00%	<div><div></div></div>	37	51	0	0	0
Overvotes	0			0	0	0	0	0
Undervotes	4			1	3	0	0	0
Contest Totals	92			38	54	0	0	0

Proposition D McKinney ISD

Vote For 1

	TOTAL	VOTE %		Election Day	Early Voting	Ballot By Mail	Provision al Ballots	Limited Ballots
For	23	26.44%	<div><div></div></div>	10	13	0	0	0
Against	64	73.56%	<div><div></div></div>	26	38	0	0	0
Total Votes Cast	87	100.00%	<div><div></div></div>	36	51	0	0	0
Overvotes	0			0	0	0	0	0
Undervotes	5			2	3	0	0	0
Contest Totals	92			38	54	0	0	0

Trustee, Place 7 Collin County Community College

Vote For 1

	TOTAL	VOTE %		Election Day	Early Voting	Ballot By Mail	Provision al Ballots	Limited Ballots
Jim Orr	480	82.19%	<div><div></div></div>	210	269	1	0	0
Helen Chang	104	17.81%	<div><div></div></div>	46	58	0	0	0
Total Votes Cast	584	100.00%	<div><div></div></div>	256	327	1	0	0
Overvotes	0			0	0	0	0	0
Undervotes	113			52	61	0	0	0
Contest Totals	697			308	388	1	0	0

Trustee, Place 8 Collin County Community College

Vote For 1

	TOTAL	VOTE %		Election Day	Early Voting	Ballot By Mail	Provision al Ballots	Limited Ballots
Misty Irby	155	30.16%	<div><div></div></div>	62	93	0	0	0
Bob Collins	359	69.84%	<div><div></div></div>	169	189	1	0	0
Total Votes Cast	514	100.00%	<div><div></div></div>	231	282	1	0	0
Overvotes	0			0	0	0	0	0
Undervotes	183			77	106	0	0	0
Contest Totals	697			308	388	1	0	0

Summary Results Report
 May 1st, 2021 City/School General and Special
 Elections
 May 1st, 2021

Final Results
 SOVC
 Collin County

128

Trustee, Place 9 Collin County Community College

Vote For 1

	TOTAL	VOTE %		Election Day	Early Voting	Ballot By Mail	Provision al Ballots	Limited Ballots
Andy Hardin	407	82.56%	<div><div></div></div>	185	221	1	0	0
Jacoby Stewart Sr.	86	17.44%	<div><div></div></div>	33	53	0	0	0
Total Votes Cast	493	100.00%	<div><div></div></div>	218	274	1	0	0
Overvotes	0			0	0	0	0	0
Undervotes	204			90	114	0	0	0
Contest Totals	697			308	388	1	0	0

Summary Results Report
May 1st, 2021 City/School General and Special
Elections
May 1st, 2021

Final Results
SOVC
Collin County

129

Statistics

	TOTAL	Election Day	Early Voting	Ballot By Mail	Provision al Ballots	Limited Ballots
Registered Voters - Total	4,178					
Ballots Cast - Total	871	246	617	7	1	0
Voter Turnout - Total	20.85%					

Mayor McKinney

Vote For 1

	TOTAL	VOTE %		Election Day	Early Voting	Ballot By Mail	Provision al Ballots	Limited Ballots
Jimmy R. Stewart	14	1.63%	<div><div></div></div>	2	10	2	0	0
George Fuller	582	67.83%	<div><div></div></div>	142	435	4	1	0
Tom Meredith	262	30.54%	<div><div></div></div>	99	162	1	0	0
Total Votes Cast	858	100.00%	<div><div></div></div>	243	607	7	1	0
Overvotes	0			0	0	0	0	0
Undervotes	13			3	10	0	0	0
Contest Totals	871			246	617	7	1	0

City Council At Large McKinney

Vote For 1

	TOTAL	VOTE %		Election Day	Early Voting	Ballot By Mail	Provision al Ballots	Limited Ballots
Brian J. Magnuson	304	41.70%	<div><div></div></div>	99	202	3	0	0
Charlie Philips	425	58.30%	<div><div></div></div>	99	324	2	0	0
Total Votes Cast	729	100.00%	<div><div></div></div>	198	526	5	0	0
Overvotes	0			0	0	0	0	0
Undervotes	142			48	91	2	1	0
Contest Totals	871			246	617	7	1	0

School District Board of Trustees, Place 3 McKinney District 3

Vote For 1

	TOTAL	VOTE %		Election Day	Early Voting	Ballot By Mail	Provision al Ballots	Limited Ballots
Kathy Livezey	204	40.24%	<div><div></div></div>	49	155	0	0	0
Erwin Garcia	48	9.47%	<div><div></div></div>	11	35	2	0	0
Chad Green	255	50.30%	<div><div></div></div>	82	171	2	0	0
Total Votes Cast	507	100.00%	<div><div></div></div>	142	361	4	0	0
Overvotes	0			0	0	0	0	0
Undervotes	119			38	77	3	1	0
Contest Totals	626			180	438	7	1	0

Summary Results Report
May 1st, 2021 City/School General and Special
Elections
May 1st, 2021

Final Results
SOVC
Collin County

129

School District Board Of Trustees, Place 7 McKinney

Vote For 1

	TOTAL	VOTE %		Election Day	Early Voting	Ballot By Mail	Provision al Ballots	Limited Ballots
Serena Ashcroft	240	30.89%	<div><div></div></div>	76	163	1	0	0
Joy Booth	134	17.25%	<div><div></div></div>	28	101	5	0	0
Harvey Oaxaca	388	49.94%	<div><div></div></div>	99	287	1	1	0
J.B. Franze	15	1.93%	<div><div></div></div>	7	8	0	0	0
Total Votes Cast	777	100.00%	<div><div></div></div>	210	559	7	1	0
Overvotes	0			0	0	0	0	0
Undervotes	94			36	58	0	0	0
Contest Totals	871			246	617	7	1	0

Proposition A McKinney ISD

Vote For 1

	TOTAL	VOTE %		Election Day	Early Voting	Ballot By Mail	Provision al Ballots	Limited Ballots
For	648	76.96%	<div><div></div></div>	173	471	3	1	0
Against	194	23.04%	<div><div></div></div>	62	129	3	0	0
Total Votes Cast	842	100.00%	<div><div></div></div>	235	600	6	1	0
Overvotes	0			0	0	0	0	0
Undervotes	29			11	17	1	0	0
Contest Totals	871			246	617	7	1	0

Proposition B McKinney ISD

Vote For 1

	TOTAL	VOTE %		Election Day	Early Voting	Ballot By Mail	Provision al Ballots	Limited Ballots
For	540	63.68%	<div><div></div></div>	137	400	3	0	0
Against	308	36.32%	<div><div></div></div>	100	204	3	1	0
Total Votes Cast	848	100.00%	<div><div></div></div>	237	604	6	1	0
Overvotes	0			0	0	0	0	0
Undervotes	23			9	13	1	0	0
Contest Totals	871			246	617	7	1	0

Proposition C McKinney ISD

Vote For 1

	TOTAL	VOTE %		Election Day	Early Voting	Ballot By Mail	Provision al Ballots	Limited Ballots
For	513	60.57%	<div><div></div></div>	127	382	4	0	0
Against	334	39.43%	<div><div></div></div>	111	219	3	1	0
Total Votes Cast	847	100.00%	<div><div></div></div>	238	601	7	1	0
Overvotes	0			0	0	0	0	0
Undervotes	24			8	16	0	0	0
Contest Totals	871			246	617	7	1	0

Summary Results Report
May 1st, 2021 City/School General and Special
Elections
May 1st, 2021

Final Results
SOVC
Collin County

129

Proposition D McKinney ISD

Vote For 1

	TOTAL	VOTE %		Election Day	Early Voting	Ballot By Mail	Provisional Ballots	Limited Ballots
For	507	59.86%	<div><div></div></div>	126	378	3	0	0
Against	340	40.14%	<div><div></div></div>	113	224	3	0	0
Total Votes Cast	847	100.00%	<div><div></div></div>	239	602	6	0	0
Overvotes	0			0	0	0	0	0
Undervotes	24			7	15	1	1	0
Contest Totals	871			246	617	7	1	0

Trustee, Place 7 Collin County Community College

Vote For 1

	TOTAL	VOTE %		Election Day	Early Voting	Ballot By Mail	Provisional Ballots	Limited Ballots
Jim Orr	356	56.51%	<div><div></div></div>	103	253	0	0	0
Helen Chang	274	43.49%	<div><div></div></div>	77	192	5	0	0
Total Votes Cast	630	100.00%	<div><div></div></div>	180	445	5	0	0
Overvotes	0			0	0	0	0	0
Undervotes	241			66	172	2	1	0
Contest Totals	871			246	617	7	1	0

Trustee, Place 8 Collin County Community College

Vote For 1

	TOTAL	VOTE %		Election Day	Early Voting	Ballot By Mail	Provisional Ballots	Limited Ballots
Misty Irby	295	48.20%	<div><div></div></div>	81	212	2	0	0
Bob Collins	317	51.80%	<div><div></div></div>	99	218	0	0	0
Total Votes Cast	612	100.00%	<div><div></div></div>	180	430	2	0	0
Overvotes	0			0	0	0	0	0
Undervotes	259			66	187	5	1	0
Contest Totals	871			246	617	7	1	0

Trustee, Place 9 Collin County Community College

Vote For 1

	TOTAL	VOTE %		Election Day	Early Voting	Ballot By Mail	Provisional Ballots	Limited Ballots
Andy Hardin	425	70.02%	<div><div></div></div>	116	309	0	0	0
Jacoby Stewart Sr.	182	29.98%	<div><div></div></div>	60	120	2	0	0
Total Votes Cast	607	100.00%	<div><div></div></div>	176	429	2	0	0
Overvotes	0			0	0	0	0	0
Undervotes	264			70	188	5	1	0
Contest Totals	871			246	617	7	1	0

Summary Results Report
May 1st, 2021 City/School General and Special
Elections
May 1st, 2021

Final Results
SOVC
Collin County

130

Statistics

	TOTAL	Election Day	Early Voting	Ballot By Mail	Provision al Ballots	Limited Ballots
Registered Voters - Total	3,668					
Ballots Cast - Total	607	201	387	19	0	0
Voter Turnout - Total	16.55%					

Councilmember, Place No. 1 Allen

Vote For 1

	TOTAL	VOTE %		Election Day	Early Voting	Ballot By Mail	Provision al Ballots	Limited Ballots
Christopher Gaspard	13	2.29%	<div><div></div></div>	4	9	0	0	0
Malcom J. Wilkinson	16	2.82%	<div><div></div></div>	4	12	0	0	0
Daren Meis	231	40.67%	<div><div></div></div>	87	143	1	0	0
Nathan Polsky	17	2.99%	<div><div></div></div>	10	7	0	0	0
Andre Hines	10	1.76%	<div><div></div></div>	4	6	0	0	0
Dwight Burns	281	49.47%	<div><div></div></div>	80	184	17	0	0
Total Votes Cast	568	100.00%	<div><div></div></div>	189	361	18	0	0
Overvotes	0			0	0	0	0	0
Undervotes	39			12	26	1	0	0
Contest Totals	607			201	387	19	0	0

Councilmember, Place No. 3 Allen

Vote For 1

	TOTAL	VOTE %		Election Day	Early Voting	Ballot By Mail	Provision al Ballots	Limited Ballots
Joseph Jackson	12	2.05%	<div><div></div></div>	4	7	1	0	0
Joey Herald	35	5.98%	<div><div></div></div>	7	28	0	0	0
Lauren Doherty	326	55.73%	<div><div></div></div>	97	211	18	0	0
Dave Cornette	207	35.38%	<div><div></div></div>	82	125	0	0	0
Kenneth Wineburg, Jr.	5	0.85%	<div><div></div></div>	3	2	0	0	0
Total Votes Cast	585	100.00%	<div><div></div></div>	193	373	19	0	0
Overvotes	0			0	0	0	0	0
Undervotes	22			8	14	0	0	0
Contest Totals	607			201	387	19	0	0

Councilmember, Place No. 5 Allen

Vote For 1

	TOTAL	VOTE %		Election Day	Early Voting	Ballot By Mail	Provision al Ballots	Limited Ballots
Diane Martin	45	8.06%	<div><div></div></div>	11	32	2	0	0
Dave Shafer	233	41.76%	<div><div></div></div>	91	141	1	0	0
Philip Brewer	269	48.21%	<div><div></div></div>	79	176	14	0	0
Edson Mureeba	11	1.97%	<div><div></div></div>	5	5	1	0	0
Total Votes Cast	558	100.00%	<div><div></div></div>	186	354	18	0	0
Overvotes	0			0	0	0	0	0
Undervotes	49			15	33	1	0	0
Contest Totals	607			201	387	19	0	0

Summary Results Report
May 1st, 2021 City/School General and Special
Elections
May 1st, 2021

Final Results
SOVC
Collin County

130

School District Board of Trustees, Place 1 Allen

Vote For 1

	TOTAL	VOTE %		Election Day	Early Voting	Ballot By Mail	Provision al Ballots	Limited Ballots
Jorge J. Torres	44	22.56%	<div><div></div></div>	10	32	2	0	0
Sarah Mitchell	151	77.44%	<div><div></div></div>	50	99	2	0	0
Total Votes Cast	195	100.00%	<div><div></div></div>	60	131	4	0	0
Overvotes	0			0	0	0	0	0
Undervotes	36			13	22	1	0	0
Contest Totals	231			73	153	5	0	0

School District Board of Trustees, Place 2 Allen

Vote For 1

	TOTAL	VOTE %		Election Day	Early Voting	Ballot By Mail	Provision al Ballots	Limited Ballots
David W. Noll	137	71.35%	<div><div></div></div>	39	96	2	0	0
Stacey Greer	55	28.65%	<div><div></div></div>	17	36	2	0	0
Total Votes Cast	192	100.00%	<div><div></div></div>	56	132	4	0	0
Overvotes	0			0	0	0	0	0
Undervotes	39			17	21	1	0	0
Contest Totals	231			73	153	5	0	0

School District Board of Trustees, Place 3 Allen

Vote For 1

	TOTAL	VOTE %		Election Day	Early Voting	Ballot By Mail	Provision al Ballots	Limited Ballots
Kevin Cameron	152	77.95%	<div><div></div></div>	48	103	1	0	0
Deepak Kaithakkapuzha	43	22.05%	<div><div></div></div>	13	27	3	0	0
Total Votes Cast	195	100.00%	<div><div></div></div>	61	130	4	0	0
Overvotes	0			0	0	0	0	0
Undervotes	36			12	23	1	0	0
Contest Totals	231			73	153	5	0	0

Proposition A Allen ISD

Vote For 1

	TOTAL	VOTE %		Election Day	Early Voting	Ballot By Mail	Provision al Ballots	Limited Ballots
For	200	87.72%	<div><div></div></div>	61	138	1	0	0
Against	28	12.28%	<div><div></div></div>	11	13	4	0	0
Total Votes Cast	228	100.00%	<div><div></div></div>	72	151	5	0	0
Overvotes	0			0	0	0	0	0
Undervotes	3			1	2	0	0	0
Contest Totals	231			73	153	5	0	0

Summary Results Report
May 1st, 2021 City/School General and Special
Elections
May 1st, 2021

Final Results
SOVC
Collin County

130

Trustee, Place 1 Plano

Vote For 1

	TOTAL	VOTE %		Election Day	Early Voting	Ballot By Mail	Provision al Ballots	Limited Ballots
Lauren Tyra	229	71.12%	<div><div></div></div>	74	145	10	0	0
Shafik Ben Guesmia	11	3.42%	<div><div></div></div>	5	6	0	0	0
Semida Voicu	82	25.47%	<div><div></div></div>	25	56	1	0	0
Total Votes Cast	322	100.00%	<div><div></div></div>	104	207	11	0	0
Overvotes	0			0	0	0	0	0
Undervotes	54			24	27	3	0	0
Contest Totals	376			128	234	14	0	0

Trustee, Place 2 Plano

Vote For 1

	TOTAL	VOTE %		Election Day	Early Voting	Ballot By Mail	Provision al Ballots	Limited Ballots
Dayna Oscherwitz	175	55.56%	<div><div></div></div>	53	114	8	0	0
Ajikwaga Felli	13	4.13%	<div><div></div></div>	7	6	0	0	0
Angela Powell	127	40.32%	<div><div></div></div>	47	77	3	0	0
Total Votes Cast	315	100.00%	<div><div></div></div>	107	197	11	0	0
Overvotes	0			0	0	0	0	0
Undervotes	61			21	37	3	0	0
Contest Totals	376			128	234	14	0	0

Trustee, Place 3 Plano

Vote For 1

	TOTAL	VOTE %		Election Day	Early Voting	Ballot By Mail	Provision al Ballots	Limited Ballots
Nancy C. Humphrey	201	67.45%	<div><div></div></div>	57	135	9	0	0
Lynn Walling	97	32.55%	<div><div></div></div>	40	55	2	0	0
Total Votes Cast	298	100.00%	<div><div></div></div>	97	190	11	0	0
Overvotes	0			0	0	0	0	0
Undervotes	78			31	44	3	0	0
Contest Totals	376			128	234	14	0	0

Trustee, Place 6 Plano

Vote For 1

	TOTAL	VOTE %		Election Day	Early Voting	Ballot By Mail	Provision al Ballots	Limited Ballots
Marilyn Loughray	96	32.88%	<div><div></div></div>	40	54	2	0	0
Jeri Chambers	196	67.12%	<div><div></div></div>	58	129	9	0	0
Total Votes Cast	292	100.00%	<div><div></div></div>	98	183	11	0	0
Overvotes	0			0	0	0	0	0
Undervotes	84			30	51	3	0	0
Contest Totals	376			128	234	14	0	0

Summary Results Report
May 1st, 2021 City/School General and Special
Elections
May 1st, 2021

Final Results
SOVC
Collin County

130

Trustee, Place 7 Collin County Community College

Vote For 1

	TOTAL	VOTE %		Election Day	Early Voting	Ballot By Mail	Provision al Ballots	Limited Ballots
Jim Orr	252	46.07%	<div><div></div></div>	92	158	2	0	0
Helen Chang	295	53.93%	<div><div></div></div>	87	195	13	0	0
Total Votes Cast	547	100.00%	<div><div></div></div>	179	353	15	0	0
Overvotes	0			0	0	0	0	0
Undervotes	60			22	34	4	0	0
Contest Totals	607			201	387	19	0	0

Trustee, Place 8 Collin County Community College

Vote For 1

	TOTAL	VOTE %		Election Day	Early Voting	Ballot By Mail	Provision al Ballots	Limited Ballots
Misty Irby	271	50.84%	<div><div></div></div>	81	177	13	0	0
Bob Collins	262	49.16%	<div><div></div></div>	94	166	2	0	0
Total Votes Cast	533	100.00%	<div><div></div></div>	175	343	15	0	0
Overvotes	0			0	0	0	0	0
Undervotes	74			26	44	4	0	0
Contest Totals	607			201	387	19	0	0

Trustee, Place 9 Collin County Community College

Vote For 1

	TOTAL	VOTE %		Election Day	Early Voting	Ballot By Mail	Provision al Ballots	Limited Ballots
Andy Hardin	298	57.20%	<div><div></div></div>	106	189	3	0	0
Jacoby Stewart Sr.	223	42.80%	<div><div></div></div>	62	151	10	0	0
Total Votes Cast	521	100.00%	<div><div></div></div>	168	340	13	0	0
Overvotes	0			0	0	0	0	0
Undervotes	86			33	47	6	0	0
Contest Totals	607			201	387	19	0	0

Summary Results Report
May 1st, 2021 City/School General and Special
Elections
May 1st, 2021

Final Results
SOVC
Collin County

131

Statistics

	TOTAL	Election Day	Early Voting	Ballot By Mail	Provisional Ballots	Limited Ballots
Registered Voters - Total	2,937					
Ballots Cast - Total	730	204	511	14	1	0
Voter Turnout - Total	24.86%					

Mayor McKinney

Vote For 1

	TOTAL	VOTE %		Election Day	Early Voting	Ballot By Mail	Provisional Ballots	Limited Ballots
Jimmy R. Stewart	12	1.66%	<div><div></div></div>	3	9	0	0	0
George Fuller	497	68.93%	<div><div></div></div>	117	370	9	1	0
Tom Meredith	212	29.40%	<div><div></div></div>	80	127	5	0	0
Total Votes Cast	721	100.00%	<div><div></div></div>	200	506	14	1	0
Overvotes	0			0	0	0	0	0
Undervotes	9			4	5	0	0	0
Contest Totals	730			204	511	14	1	0

Council Member, District No. 3 McKinney District 3

Vote For 1

	TOTAL	VOTE %		Election Day	Early Voting	Ballot By Mail	Provisional Ballots	Limited Ballots
Vicente Torres	286	47.43%	<div><div></div></div>	99	183	4	0	0
Gere' Feltus	317	52.57%	<div><div></div></div>	66	244	7	0	0
Total Votes Cast	603	100.00%	<div><div></div></div>	165	427	11	0	0
Overvotes	0			0	0	0	0	0
Undervotes	127			39	84	3	1	0
Contest Totals	730			204	511	14	1	0

City Council At Large McKinney

Vote For 1

	TOTAL	VOTE %		Election Day	Early Voting	Ballot By Mail	Provisional Ballots	Limited Ballots
Brian J. Magnuson	231	39.02%	<div><div></div></div>	88	135	8	0	0
Charlie Philips	361	60.98%	<div><div></div></div>	74	282	4	1	0
Total Votes Cast	592	100.00%	<div><div></div></div>	162	417	12	1	0
Overvotes	0			0	0	0	0	0
Undervotes	138			42	94	2	0	0
Contest Totals	730			204	511	14	1	0

School District Board of Trustees, Place 2 McKinney District 2

Vote For 1

	TOTAL	VOTE %		Election Day	Early Voting	Ballot By Mail	Provisional Ballots	Limited Ballots
Philip Hassler	367	65.89%	<div><div></div></div>	78	287	2	0	0
Anthony Congine	190	34.11%	<div><div></div></div>	72	109	9	0	0
Total Votes Cast	557	100.00%	<div><div></div></div>	150	396	11	0	0
Overvotes	0			0	0	0	0	0
Undervotes	173			54	115	3	1	0
Contest Totals	730			204	511	14	1	0

Summary Results Report
May 1st, 2021 City/School General and Special
Elections
May 1st, 2021

Final Results
SOVC
Collin County

131

School District Board Of Trustees, Place 7 McKinney

Vote For 1

	TOTAL	VOTE %		Election Day	Early Voting	Ballot By Mail	Provision al Ballots	Limited Ballots
Serena Ashcroft	171	26.64%	<div><div></div></div>	69	97	5	0	0
Joy Booth	100	15.58%	<div><div></div></div>	26	72	2	0	0
Harvey Oaxaca	361	56.23%	<div><div></div></div>	74	282	4	1	0
J.B. Franze	10	1.56%	<div><div></div></div>	2	8	0	0	0
Total Votes Cast	642	100.00%	<div><div></div></div>	171	459	11	1	0
Overvotes	0			0	0	0	0	0
Undervotes	88			33	52	3	0	0
Contest Totals	730			204	511	14	1	0

Proposition A McKinney ISD

Vote For 1

	TOTAL	VOTE %		Election Day	Early Voting	Ballot By Mail	Provision al Ballots	Limited Ballots
For	549	78.43%	<div><div></div></div>	139	406	3	1	0
Against	151	21.57%	<div><div></div></div>	54	86	11	0	0
Total Votes Cast	700	100.00%	<div><div></div></div>	193	492	14	1	0
Overvotes	0			0	0	0	0	0
Undervotes	30			11	19	0	0	0
Contest Totals	730			204	511	14	1	0

Proposition B McKinney ISD

Vote For 1

	TOTAL	VOTE %		Election Day	Early Voting	Ballot By Mail	Provision al Ballots	Limited Ballots
For	475	67.66%	<div><div></div></div>	114	354	6	1	0
Against	227	32.34%	<div><div></div></div>	80	139	8	0	0
Total Votes Cast	702	100.00%	<div><div></div></div>	194	493	14	1	0
Overvotes	0			0	0	0	0	0
Undervotes	28			10	18	0	0	0
Contest Totals	730			204	511	14	1	0

Proposition C McKinney ISD

Vote For 1

	TOTAL	VOTE %		Election Day	Early Voting	Ballot By Mail	Provision al Ballots	Limited Ballots
For	455	64.27%	<div><div></div></div>	99	354	1	1	0
Against	253	35.73%	<div><div></div></div>	95	145	13	0	0
Total Votes Cast	708	100.00%	<div><div></div></div>	194	499	14	1	0
Overvotes	0			0	0	0	0	0
Undervotes	22			10	12	0	0	0
Contest Totals	730			204	511	14	1	0

Summary Results Report
May 1st, 2021 City/School General and Special
Elections
May 1st, 2021

Final Results
SOVC
Collin County

131

Proposition D McKinney ISD

Vote For 1

	TOTAL	VOTE %		Election Day	Early Voting	Ballot By Mail	Provision al Ballots	Limited Ballots
For	450	63.65%	<div><div></div></div>	98	349	2	1	0
Against	257	36.35%	<div><div></div></div>	96	149	12	0	0
Total Votes Cast	707	100.00%	<div><div></div></div>	194	498	14	1	0
Overvotes	0			0	0	0	0	0
Undervotes	23			10	13	0	0	0
Contest Totals	730			204	511	14	1	0

Trustee, Place 7 Collin County Community College

Vote For 1

	TOTAL	VOTE %		Election Day	Early Voting	Ballot By Mail	Provision al Ballots	Limited Ballots
Jim Orr	274	54.58%	<div><div></div></div>	102	168	4	0	0
Helen Chang	228	45.42%	<div><div></div></div>	45	176	7	0	0
Total Votes Cast	502	100.00%	<div><div></div></div>	147	344	11	0	0
Overvotes	0			0	0	0	0	0
Undervotes	228			57	167	3	1	0
Contest Totals	730			204	511	14	1	0

Trustee, Place 8 Collin County Community College

Vote For 1

	TOTAL	VOTE %		Election Day	Early Voting	Ballot By Mail	Provision al Ballots	Limited Ballots
Misty Irby	217	45.02%	<div><div></div></div>	46	165	6	0	0
Bob Collins	265	54.98%	<div><div></div></div>	94	167	4	0	0
Total Votes Cast	482	100.00%	<div><div></div></div>	140	332	10	0	0
Overvotes	0			0	0	0	0	0
Undervotes	248			64	179	4	1	0
Contest Totals	730			204	511	14	1	0

Trustee, Place 9 Collin County Community College

Vote For 1

	TOTAL	VOTE %		Election Day	Early Voting	Ballot By Mail	Provision al Ballots	Limited Ballots
Andy Hardin	349	72.56%	<div><div></div></div>	110	234	5	0	0
Jacoby Stewart Sr.	132	27.44%	<div><div></div></div>	32	95	5	0	0
Total Votes Cast	481	100.00%	<div><div></div></div>	142	329	10	0	0
Overvotes	0			0	0	0	0	0
Undervotes	249			62	182	4	1	0
Contest Totals	730			204	511	14	1	0

Summary Results Report
May 1st, 2021 City/School General and Special
Elections
May 1st, 2021

Final Results
SOVC
Collin County

132

Statistics

	TOTAL	Election Day	Early Voting	Ballot By Mail	Provisional Ballots	Limited Ballots
Registered Voters - Total	2,761					
Ballots Cast - Total	303	86	175	42	0	0
Voter Turnout - Total	10.97%					

Member of Council, Place 12 Dallas

Vote For 1

	TOTAL	VOTE %		Election Day	Early Voting	Ballot By Mail	Provisional Ballots	Limited Ballots
Elva Curl	71	24.15%	<div><div></div></div>	33	34	4	0	0
Cara Mendelsohn	223	75.85%	<div><div></div></div>	50	135	38	0	0
Total Votes Cast	294	100.00%	<div><div></div></div>	83	169	42	0	0
Overvotes	0			0	0	0	0	0
Undervotes	9			3	6	0	0	0
Contest Totals	303			86	175	42	0	0

Proposition A City of Dallas

Vote For 1

	TOTAL	VOTE %		Election Day	Early Voting	Ballot By Mail	Provisional Ballots	Limited Ballots
For	70	24.06%	<div><div></div></div>	20	42	8	0	0
Against	221	75.94%	<div><div></div></div>	63	129	29	0	0
Total Votes Cast	291	100.00%	<div><div></div></div>	83	171	37	0	0
Overvotes	0			0	0	0	0	0
Undervotes	12			3	4	5	0	0
Contest Totals	303			86	175	42	0	0

Proposition B City of Dallas

Vote For 1

	TOTAL	VOTE %		Election Day	Early Voting	Ballot By Mail	Provisional Ballots	Limited Ballots
For	57	19.52%	<div><div></div></div>	18	34	5	0	0
Against	235	80.48%	<div><div></div></div>	66	137	32	0	0
Total Votes Cast	292	100.00%	<div><div></div></div>	84	171	37	0	0
Overvotes	0			0	0	0	0	0
Undervotes	11			2	4	5	0	0
Contest Totals	303			86	175	42	0	0

Trustee, Place 1 Plano

Vote For 1

	TOTAL	VOTE %		Election Day	Early Voting	Ballot By Mail	Provisional Ballots	Limited Ballots
Lauren Tyra	158	67.52%	<div><div></div></div>	50	90	18	0	0
Shafik Ben Guesmia	23	9.83%	<div><div></div></div>	4	14	5	0	0
Semida Voicu	53	22.65%	<div><div></div></div>	17	31	5	0	0
Total Votes Cast	234	100.00%	<div><div></div></div>	71	135	28	0	0
Overvotes	0			0	0	0	0	0
Undervotes	69			15	40	14	0	0
Contest Totals	303			86	175	42	0	0

Summary Results Report
May 1st, 2021 City/School General and Special
Elections
May 1st, 2021

Final Results
SOVC
Collin County

132

Trustee, Place 2 Plano

Vote For 1

	TOTAL	VOTE %		Election Day	Early Voting	Ballot By Mail	Provision al Ballots	Limited Ballots
Dayna Oscherwitz	106	46.29%	<div><div></div></div>	26	62	18	0	0
Ajikwaga Felli	16	6.99%	<div><div></div></div>	7	7	2	0	0
Angela Powell	107	46.72%	<div><div></div></div>	36	64	7	0	0
Total Votes Cast	229	100.00%	<div><div></div></div>	69	133	27	0	0
Overvotes	0			0	0	0	0	0
Undervotes	74			17	42	15	0	0
Contest Totals	303			86	175	42	0	0

Trustee, Place 3 Plano

Vote For 1

	TOTAL	VOTE %		Election Day	Early Voting	Ballot By Mail	Provision al Ballots	Limited Ballots
Nancy C. Humphrey	137	64.93%	<div><div></div></div>	35	80	22	0	0
Lynn Walling	74	35.07%	<div><div></div></div>	25	44	5	0	0
Total Votes Cast	211	100.00%	<div><div></div></div>	60	124	27	0	0
Overvotes	0			0	0	0	0	0
Undervotes	92			26	51	15	0	0
Contest Totals	303			86	175	42	0	0

Trustee, Place 6 Plano

Vote For 1

	TOTAL	VOTE %		Election Day	Early Voting	Ballot By Mail	Provision al Ballots	Limited Ballots
Marilyn Loughray	89	43.63%	<div><div></div></div>	24	58	7	0	0
Jeri Chambers	115	56.37%	<div><div></div></div>	34	61	20	0	0
Total Votes Cast	204	100.00%	<div><div></div></div>	58	119	27	0	0
Overvotes	0			0	0	0	0	0
Undervotes	99			28	56	15	0	0
Contest Totals	303			86	175	42	0	0

Trustee, Place 7 Collin County Community College

Vote For 1

	TOTAL	VOTE %		Election Day	Early Voting	Ballot By Mail	Provision al Ballots	Limited Ballots
Jim Orr	107	46.93%	<div><div></div></div>	27	71	9	0	0
Helen Chang	121	53.07%	<div><div></div></div>	41	61	19	0	0
Total Votes Cast	228	100.00%	<div><div></div></div>	68	132	28	0	0
Overvotes	0			0	0	0	0	0
Undervotes	75			18	43	14	0	0
Contest Totals	303			86	175	42	0	0

Summary Results Report
May 1st, 2021 City/School General and Special
Elections
May 1st, 2021

Final Results
SOVC
Collin County

132

Trustee, Place 8 Collin County Community College

Vote For 1

	TOTAL	VOTE %		Election Day	Early Voting	Ballot By Mail	Provision al Ballots	Limited Ballots
Misty Irby	118	55.66%	<div><div></div></div>	40	65	13	0	0
Bob Collins	94	44.34%	<div><div></div></div>	25	54	15	0	0
Total Votes Cast	212	100.00%	<div><div></div></div>	65	119	28	0	0
Overvotes	0			0	0	0	0	0
Undervotes	91			21	56	14	0	0
Contest Totals	303			86	175	42	0	0

Trustee, Place 9 Collin County Community College

Vote For 1

	TOTAL	VOTE %		Election Day	Early Voting	Ballot By Mail	Provision al Ballots	Limited Ballots
Andy Hardin	137	64.32%	<div><div></div></div>	35	79	23	0	0
Jacoby Stewart Sr.	76	35.68%	<div><div></div></div>	29	42	5	0	0
Total Votes Cast	213	100.00%	<div><div></div></div>	64	121	28	0	0
Overvotes	0			0	0	0	0	0
Undervotes	90			22	54	14	0	0
Contest Totals	303			86	175	42	0	0

Summary Results Report
May 1st, 2021 City/School General and Special
Elections
May 1st, 2021

Final Results
SOVC
Collin County

133

Statistics

	TOTAL	Election Day	Early Voting	Ballot By Mail	Provisional Ballots	Limited Ballots
Registered Voters - Total	2,631					
Ballots Cast - Total	193	73	120	0	0	0
Voter Turnout - Total	7.34%					

Councilmember, Place 2 Wylie

Vote For 1

	TOTAL	VOTE %		Election Day	Early Voting	Ballot By Mail	Provisional Ballots	Limited Ballots
Dave Strang	91	100.00%	<div><div></div></div>	25	66	0	0	0
Total Votes Cast	91	100.00%	<div><div></div></div>	25	66	0	0	0
Overvotes	0			0	0	0	0	0
Undervotes	102			48	54	0	0	0
Contest Totals	193			73	120	0	0	0

Councilmember, Place 4 Wylie

Vote For 1

	TOTAL	VOTE %		Election Day	Early Voting	Ballot By Mail	Provisional Ballots	Limited Ballots
Scott Williams	89	46.11%	<div><div></div></div>	31	58	0	0	0
Raymond Perry	22	11.40%	<div><div></div></div>	6	16	0	0	0
Mary Harris	82	42.49%	<div><div></div></div>	36	46	0	0	0
Total Votes Cast	193	100.00%	<div><div></div></div>	73	120	0	0	0
Overvotes	0			0	0	0	0	0
Undervotes	0			0	0	0	0	0
Contest Totals	193			73	120	0	0	0

Trustee, Place 7 Collin County Community College

Vote For 1

	TOTAL	VOTE %		Election Day	Early Voting	Ballot By Mail	Provisional Ballots	Limited Ballots
Jim Orr	91	53.22%	<div><div></div></div>	31	60	0	0	0
Helen Chang	80	46.78%	<div><div></div></div>	33	47	0	0	0
Total Votes Cast	171	100.00%	<div><div></div></div>	64	107	0	0	0
Overvotes	0			0	0	0	0	0
Undervotes	22			9	13	0	0	0
Contest Totals	193			73	120	0	0	0

Trustee, Place 8 Collin County Community College

Vote For 1

	TOTAL	VOTE %		Election Day	Early Voting	Ballot By Mail	Provisional Ballots	Limited Ballots
Misty Irby	80	47.34%	<div><div></div></div>	36	44	0	0	0
Bob Collins	89	52.66%	<div><div></div></div>	29	60	0	0	0
Total Votes Cast	169	100.00%	<div><div></div></div>	65	104	0	0	0
Overvotes	0			0	0	0	0	0
Undervotes	24			8	16	0	0	0
Contest Totals	193			73	120	0	0	0

Summary Results Report
 May 1st, 2021 City/School General and Special
 Elections
 May 1st, 2021

Final Results
 SOVC
 Collin County

133

Trustee, Place 9 Collin County Community College

Vote For 1

	TOTAL	VOTE %		Election Day	Early Voting	Ballot By Mail	Provision al Ballots	Limited Ballots
Andy Hardin	102	63.35%	<div><div></div></div>	38	64	0	0	0
Jacoby Stewart Sr.	59	36.65%	<div><div></div></div>	23	36	0	0	0
Total Votes Cast	161	100.00%	<div><div></div></div>	61	100	0	0	0
Overvotes	0			0	0	0	0	0
Undervotes	32			12	20	0	0	0
Contest Totals	193			73	120	0	0	0

Summary Results Report
May 1st, 2021 City/School General and Special
Elections
May 1st, 2021

Final Results
SOVC
Collin County

134

Statistics

	TOTAL	Election Day	Early Voting	Ballot By Mail	Provisional Ballots	Limited Ballots
Registered Voters - Total	5,712					
Ballots Cast - Total	429	163	261	5	0	0
Voter Turnout - Total	7.51%					

City Council, Place 1 Frisco

Vote For 1

	TOTAL	VOTE %		Election Day	Early Voting	Ballot By Mail	Provisional Ballots	Limited Ballots
John Keating	262	68.59%	<div><div></div></div>	108	153	1	0	0
JP Schade	120	31.41%	<div><div></div></div>	41	75	4	0	0
Total Votes Cast	382	100.00%	<div><div></div></div>	149	228	5	0	0
Overvotes	0			0	0	0	0	0
Undervotes	47			14	33	0	0	0
Contest Totals	429			163	261	5	0	0

City Council, Place 3 Frisco

Vote For 1

	TOTAL	VOTE %		Election Day	Early Voting	Ballot By Mail	Provisional Ballots	Limited Ballots
Sai Krishna	49	11.78%	<div><div></div></div>	17	31	1	0	0
Angelia Pelham	131	31.49%	<div><div></div></div>	43	87	1	0	0
Jennifer White	166	39.90%	<div><div></div></div>	70	96	0	0	0
Karen Cunningham	70	16.83%	<div><div></div></div>	32	35	3	0	0
Total Votes Cast	416	100.00%	<div><div></div></div>	162	249	5	0	0
Overvotes	0			0	0	0	0	0
Undervotes	13			1	12	0	0	0
Contest Totals	429			163	261	5	0	0

Trustee, Place 6 Frisco

Vote For 1

	TOTAL	VOTE %		Election Day	Early Voting	Ballot By Mail	Provisional Ballots	Limited Ballots
John Classe	182	100.00%	<div><div></div></div>	73	106	3	0	0
Total Votes Cast	182	100.00%	<div><div></div></div>	73	106	3	0	0
Overvotes	0			0	0	0	0	0
Undervotes	121			44	75	2	0	0
Contest Totals	303			117	181	5	0	0

Trustee, Place 7 Frisco

Vote For 1

	TOTAL	VOTE %		Election Day	Early Voting	Ballot By Mail	Provisional Ballots	Limited Ballots
Evelyn Brooks	120	43.80%	<div><div></div></div>	46	74	0	0	0
René Archambault	154	56.20%	<div><div></div></div>	60	89	5	0	0
Total Votes Cast	274	100.00%	<div><div></div></div>	106	163	5	0	0
Overvotes	0			0	0	0	0	0
Undervotes	29			11	18	0	0	0
Contest Totals	303			117	181	5	0	0

Summary Results Report
May 1st, 2021 City/School General and Special
Elections
May 1st, 2021

Final Results
SOVC
Collin County

134

Trustee, Place 4 Prosper

Vote For 1

	TOTAL	VOTE %		Election Day	Early Voting	Ballot By Mail	Provision al Ballots	Limited Ballots
Bettye H. Okae	29	25.22%	<div><div></div></div>	15	14	0	0	0
Chianna Rodgers	17	14.78%	<div><div></div></div>	3	14	0	0	0
Pat Cochrane	34	29.57%	<div><div></div></div>	12	22	0	0	0
Alexander E. Cornwallis	7	6.09%	<div><div></div></div>	2	5	0	0	0
Bill Beavers	28	24.35%	<div><div></div></div>	8	20	0	0	0
Total Votes Cast	115	100.00%	<div><div></div></div>	40	75	0	0	0
Overvotes	0			0	0	0	0	0
Undervotes	11			6	5	0	0	0
Contest Totals	126			46	80	0	0	0

Trustee, Place 7 Prosper

Vote For 1

	TOTAL	VOTE %		Election Day	Early Voting	Ballot By Mail	Provision al Ballots	Limited Ballots
Drew Wilborn	49	47.57%	<div><div></div></div>	18	31	0	0	0
Kristin Meier	54	52.43%	<div><div></div></div>	17	37	0	0	0
Total Votes Cast	103	100.00%	<div><div></div></div>	35	68	0	0	0
Overvotes	0			0	0	0	0	0
Undervotes	23			11	12	0	0	0
Contest Totals	126			46	80	0	0	0

Trustee, Place 7 Collin County Community College

Vote For 1

	TOTAL	VOTE %		Election Day	Early Voting	Ballot By Mail	Provision al Ballots	Limited Ballots
Jim Orr	163	45.53%	<div><div></div></div>	66	97	0	0	0
Helen Chang	195	54.47%	<div><div></div></div>	73	117	5	0	0
Total Votes Cast	358	100.00%	<div><div></div></div>	139	214	5	0	0
Overvotes	0			0	0	0	0	0
Undervotes	71			24	47	0	0	0
Contest Totals	429			163	261	5	0	0

Trustee, Place 8 Collin County Community College

Vote For 1

	TOTAL	VOTE %		Election Day	Early Voting	Ballot By Mail	Provision al Ballots	Limited Ballots
Misty Irby	173	49.71%	<div><div></div></div>	65	104	4	0	0
Bob Collins	175	50.29%	<div><div></div></div>	68	106	1	0	0
Total Votes Cast	348	100.00%	<div><div></div></div>	133	210	5	0	0
Overvotes	0			0	0	0	0	0
Undervotes	81			30	51	0	0	0
Contest Totals	429			163	261	5	0	0

Summary Results Report
 May 1st, 2021 City/School General and Special
 Elections
 May 1st, 2021

Final Results
 SOVC
 Collin County

134

Trustee, Place 9 Collin County Community College

Vote For 1

	TOTAL	VOTE %		Election Day	Early Voting	Ballot By Mail	Provision al Ballots	Limited Ballots
Andy Hardin	200	58.14%	<div><div></div></div>	80	120	0	0	0
Jacoby Stewart Sr.	144	41.86%	<div><div></div></div>	52	87	5	0	0
Total Votes Cast	344	100.00%	<div><div></div></div>	132	207	5	0	0
Overvotes	0			0	0	0	0	0
Undervotes	85			31	54	0	0	0
Contest Totals	429			163	261	5	0	0

Summary Results Report
May 1st, 2021 City/School General and Special
Elections
May 1st, 2021

Final Results
SOVC
Collin County

135

Statistics

	TOTAL	Election Day	Early Voting	Ballot By Mail	Provision al Ballots	Limited Ballots
Registered Voters - Total	4,007					
Ballots Cast - Total	620	185	411	23	1	0
Voter Turnout - Total	15.47%					

Councilmember, Place No.2 Plano

Vote For 1

	TOTAL	VOTE %		Election Day	Early Voting	Ballot By Mail	Provision al Ballots	Limited Ballots
Anthony Ricciardelli	305	53.23%	<div><div></div></div>	85	205	15	0	0
Steve Lavine	268	46.77%	<div><div></div></div>	89	170	8	1	0
Total Votes Cast	573	100.00%	<div><div></div></div>	174	375	23	1	0
Overvotes	0			0	0	0	0	0
Undervotes	47			11	36	0	0	0
Contest Totals	620			185	411	23	1	0

Councilmember, Place No.4 Plano

Vote For 1

	TOTAL	VOTE %		Election Day	Early Voting	Ballot By Mail	Provision al Ballots	Limited Ballots
Vidal Quintanilla	31	5.45%	<div><div></div></div>	8	17	6	0	0
Justin Adcock	241	42.36%	<div><div></div></div>	69	165	7	0	0
Kayci Prince	206	36.20%	<div><div></div></div>	57	139	9	1	0
Nassat Parveen	91	15.99%	<div><div></div></div>	37	53	1	0	0
Total Votes Cast	569	100.00%	<div><div></div></div>	171	374	23	1	0
Overvotes	0			0	0	0	0	0
Undervotes	51			14	37	0	0	0
Contest Totals	620			185	411	23	1	0

Councilmember, Place No.6 (Mayor)

Vote For 1

	TOTAL	VOTE %		Election Day	Early Voting	Ballot By Mail	Provision al Ballots	Limited Ballots
Lydia Ortega	42	6.90%	<div><div></div></div>	17	22	3	0	0
Lily Bao	267	43.84%	<div><div></div></div>	65	193	9	0	0
John Muns	300	49.26%	<div><div></div></div>	103	185	11	1	0
Total Votes Cast	609	100.00%	<div><div></div></div>	185	400	23	1	0
Overvotes	0			0	0	0	0	0
Undervotes	11			0	11	0	0	0
Contest Totals	620			185	411	23	1	0

Summary Results Report
May 1st, 2021 City/School General and Special
Elections
May 1st, 2021

Final Results
SOVC
Collin County

135

Councilmember, Place No.8 Plano

Vote For 1

	TOTAL	VOTE %		Election Day	Early Voting	Ballot By Mail	Provision al Ballots	Limited Ballots
Elisa Klein	276	48.25%	<div><div></div></div>	88	177	10	1	0
Rick Smith	296	51.75%	<div><div></div></div>	84	199	13	0	0
Total Votes Cast	572	100.00%	<div><div></div></div>	172	376	23	1	0
Overvotes	0			0	0	0	0	0
Undervotes	48			13	35	0	0	0
Contest Totals	620			185	411	23	1	0

Councilmember, Place No.7 Plano

Vote For 1

	TOTAL	VOTE %		Election Day	Early Voting	Ballot By Mail	Provision al Ballots	Limited Ballots
David M. Smith	98	17.35%	<div><div></div></div>	36	56	6	0	0
Julie Holmer	178	31.50%	<div><div></div></div>	56	113	8	1	0
Sandeep Srivastava	69	12.21%	<div><div></div></div>	19	49	1	0	0
Chris Robertson	200	35.40%	<div><div></div></div>	55	141	4	0	0
Bill Lisle III	20	3.54%	<div><div></div></div>	6	14	0	0	0
Total Votes Cast	565	100.00%	<div><div></div></div>	172	373	19	1	0
Overvotes	0			0	0	0	0	0
Undervotes	55			13	38	4	0	0
Contest Totals	620			185	411	23	1	0

Proposition A City of Plano

Vote For 1

	TOTAL	VOTE %		Election Day	Early Voting	Ballot By Mail	Provision al Ballots	Limited Ballots
For	417	73.29%	<div><div></div></div>	120	281	15	1	0
Against	152	26.71%	<div><div></div></div>	51	93	8	0	0
Total Votes Cast	569	100.00%	<div><div></div></div>	171	374	23	1	0
Overvotes	0			0	0	0	0	0
Undervotes	51			14	37	0	0	0
Contest Totals	620			185	411	23	1	0

Proposition B City of Plano

Vote For 1

	TOTAL	VOTE %		Election Day	Early Voting	Ballot By Mail	Provision al Ballots	Limited Ballots
For	380	66.90%	<div><div></div></div>	114	250	15	1	0
Against	188	33.10%	<div><div></div></div>	60	120	8	0	0
Total Votes Cast	568	100.00%	<div><div></div></div>	174	370	23	1	0
Overvotes	0			0	0	0	0	0
Undervotes	52			11	41	0	0	0
Contest Totals	620			185	411	23	1	0

Summary Results Report
May 1st, 2021 City/School General and Special
Elections
May 1st, 2021

Final Results
SOVC
Collin County

135

Proposition C City of Plano

Vote For 1

	TOTAL	VOTE %		Election Day	Early Voting	Ballot By Mail	Provision al Ballots	Limited Ballots
For	280	49.56%	<div><div></div></div>	81	189	9	1	0
Against	285	50.44%	<div><div></div></div>	89	183	13	0	0
Total Votes Cast	565	100.00%	<div><div></div></div>	170	372	22	1	0
Overvotes	0			0	0	0	0	0
Undervotes	55			15	39	1	0	0
Contest Totals	620			185	411	23	1	0

Proposition D City of Plano

Vote For 1

	TOTAL	VOTE %		Election Day	Early Voting	Ballot By Mail	Provision al Ballots	Limited Ballots
For	404	71.76%	<div><div></div></div>	120	266	17	1	0
Against	159	28.24%	<div><div></div></div>	49	104	6	0	0
Total Votes Cast	563	100.00%	<div><div></div></div>	169	370	23	1	0
Overvotes	0			0	0	0	0	0
Undervotes	57			16	41	0	0	0
Contest Totals	620			185	411	23	1	0

Proposition E City of Plano

Vote For 1

	TOTAL	VOTE %		Election Day	Early Voting	Ballot By Mail	Provision al Ballots	Limited Ballots
For	322	57.60%	<div><div></div></div>	97	210	14	1	0
Against	237	42.40%	<div><div></div></div>	72	156	9	0	0
Total Votes Cast	559	100.00%	<div><div></div></div>	169	366	23	1	0
Overvotes	0			0	0	0	0	0
Undervotes	61			16	45	0	0	0
Contest Totals	620			185	411	23	1	0

Proposition F City of Plano

Vote For 1

	TOTAL	VOTE %		Election Day	Early Voting	Ballot By Mail	Provision al Ballots	Limited Ballots
For	407	72.16%	<div><div></div></div>	118	272	16	1	0
Against	157	27.84%	<div><div></div></div>	53	97	7	0	0
Total Votes Cast	564	100.00%	<div><div></div></div>	171	369	23	1	0
Overvotes	0			0	0	0	0	0
Undervotes	56			14	42	0	0	0
Contest Totals	620			185	411	23	1	0

Summary Results Report
May 1st, 2021 City/School General and Special
Elections
May 1st, 2021

Final Results
SOVC
Collin County

135

Trustee, Place 6 Frisco

Vote For 1

	TOTAL	VOTE %		Election Day	Early Voting	Ballot By Mail	Provision al Ballots	Limited Ballots
John Classe	318	100.00%	<div><div></div></div>	98	203	17	0	0
Total Votes Cast	318	100.00%	<div><div></div></div>	98	203	17	0	0
Overvotes	0			0	0	0	0	0
Undervotes	302			87	208	6	1	0
Contest Totals	620			185	411	23	1	0

Trustee, Place 7 Frisco

Vote For 1

	TOTAL	VOTE %		Election Day	Early Voting	Ballot By Mail	Provision al Ballots	Limited Ballots
Evelyn Brooks	189	41.18%	<div><div></div></div>	55	124	10	0	0
René Archambault	270	58.82%	<div><div></div></div>	78	184	8	0	0
Total Votes Cast	459	100.00%	<div><div></div></div>	133	308	18	0	0
Overvotes	0			0	0	0	0	0
Undervotes	161			52	103	5	1	0
Contest Totals	620			185	411	23	1	0

Trustee, Place 1 Plano

Vote For 1

	TOTAL	VOTE %		Election Day	Early Voting	Ballot By Mail	Provision al Ballots	Limited Ballots
Lauren Tyra	0			0	0	0	0	0
Shafik Ben Guesmia	0			0	0	0	0	0
Semida Voicu	0			0	0	0	0	0
Total Votes Cast	0			0	0	0	0	0
Overvotes	0			0	0	0	0	0
Undervotes	0			0	0	0	0	0
Contest Totals	0			0	0	0	0	0

Trustee, Place 2 Plano

Vote For 1

	TOTAL	VOTE %		Election Day	Early Voting	Ballot By Mail	Provision al Ballots	Limited Ballots
Dayna Oscherwitz	0			0	0	0	0	0
Ajikwaga Felli	0			0	0	0	0	0
Angela Powell	0			0	0	0	0	0
Total Votes Cast	0			0	0	0	0	0
Overvotes	0			0	0	0	0	0
Undervotes	0			0	0	0	0	0
Contest Totals	0			0	0	0	0	0

Summary Results Report
May 1st, 2021 City/School General and Special
Elections
May 1st, 2021

Final Results
SOVC
Collin County

135

Trustee, Place 3 Plano

Vote For 1

	TOTAL	VOTE %	Election Day	Early Voting	Ballot By Mail	Provision al Ballots	Limited Ballots
Nancy C. Humphrey	0		0	0	0	0	0
Lynn Walling	0		0	0	0	0	0
Total Votes Cast	0		0	0	0	0	0
Overvotes	0		0	0	0	0	0
Undervotes	0		0	0	0	0	0
Contest Totals	0		0	0	0	0	0




Trustee, Place 6 Plano

Vote For 1

	TOTAL	VOTE %	Election Day	Early Voting	Ballot By Mail	Provision al Ballots	Limited Ballots
Marilyn Loughray	0		0	0	0	0	0
Jeri Chambers	0		0	0	0	0	0
Total Votes Cast	0		0	0	0	0	0
Overvotes	0		0	0	0	0	0
Undervotes	0		0	0	0	0	0
Contest Totals	0		0	0	0	0	0




Trustee, Place 7 Collin County Community College

Vote For 1

	TOTAL	VOTE %	Election Day	Early Voting	Ballot By Mail	Provision al Ballots	Limited Ballots
Jim Orr	251	48.93% 	76	166	9	0	0
Helen Chang	262	51.07% 	82	170	9	1	0
Total Votes Cast	513	100.00% 	158	336	18	1	0
Overvotes	0		0	0	0	0	0
Undervotes	107		27	75	5	0	0
Contest Totals	620		185	411	23	1	0

Trustee, Place 8 Collin County Community College

Vote For 1

	TOTAL	VOTE %	Election Day	Early Voting	Ballot By Mail	Provision al Ballots	Limited Ballots
Misty Irby	260	52.10% 	90	157	12	1	0
Bob Collins	239	47.90% 	66	167	6	0	0
Total Votes Cast	499	100.00% 	156	324	18	1	0
Overvotes	0		0	0	0	0	0
Undervotes	121		29	87	5	0	0
Contest Totals	620		185	411	23	1	0

Summary Results Report
 May 1st, 2021 City/School General and Special
 Elections
 May 1st, 2021

Final Results
 SOVC
 Collin County

135

Trustee, Place 9 Collin County Community College

Vote For 1

	TOTAL	VOTE %		Election Day	Early Voting	Ballot By Mail	Provision al Ballots	Limited Ballots
Andy Hardin	292	59.23%	<div><div></div></div>	79	201	12	0	0
Jacoby Stewart Sr.	201	40.77%	<div><div></div></div>	73	121	6	1	0
Total Votes Cast	493	100.00%	<div><div></div></div>	152	322	18	1	0
Overvotes	0			0	0	0	0	0
Undervotes	127			33	89	5	0	0
Contest Totals	620			185	411	23	1	0

Summary Results Report
May 1st, 2021 City/School General and Special
Elections
May 1st, 2021

Final Results
SOVC
Collin County

136

Statistics

	TOTAL	Election Day	Early Voting	Ballot By Mail	Provisional Ballots	Limited Ballots
Registered Voters - Total	1,917					
Ballots Cast - Total	247	107	92	48	0	0
Voter Turnout - Total	12.88%					

Member of Council, Place 12 Dallas

Vote For 1

	TOTAL	VOTE %		Election Day	Early Voting	Ballot By Mail	Provisional Ballots	Limited Ballots
Elva Curl	45	18.29%	<div><div></div></div>	24	15	6	0	0
Cara Mendelsohn	201	81.71%	<div><div></div></div>	83	77	41	0	0
Total Votes Cast	246	100.00%	<div><div></div></div>	107	92	47	0	0
Overvotes	0			0	0	0	0	0
Undervotes	1			0	0	1	0	0
Contest Totals	247			107	92	48	0	0

Proposition A City of Dallas

Vote For 1

	TOTAL	VOTE %		Election Day	Early Voting	Ballot By Mail	Provisional Ballots	Limited Ballots
For	57	24.46%	<div><div></div></div>	31	13	13	0	0
Against	176	75.54%	<div><div></div></div>	70	74	32	0	0
Total Votes Cast	233	100.00%	<div><div></div></div>	101	87	45	0	0
Overvotes	0			0	0	0	0	0
Undervotes	14			6	5	3	0	0
Contest Totals	247			107	92	48	0	0

Proposition B City of Dallas

Vote For 1

	TOTAL	VOTE %		Election Day	Early Voting	Ballot By Mail	Provisional Ballots	Limited Ballots
For	58	24.58%	<div><div></div></div>	31	16	11	0	0
Against	178	75.42%	<div><div></div></div>	72	72	34	0	0
Total Votes Cast	236	100.00%	<div><div></div></div>	103	88	45	0	0
Overvotes	0			0	0	0	0	0
Undervotes	11			4	4	3	0	0
Contest Totals	247			107	92	48	0	0

Trustee, Place 1 Plano

Vote For 1

	TOTAL	VOTE %		Election Day	Early Voting	Ballot By Mail	Provisional Ballots	Limited Ballots
Lauren Tyra	131	74.01%	<div><div></div></div>	61	44	26	0	0
Shafik Ben Guesmia	10	5.65%	<div><div></div></div>	3	7	0	0	0
Semida Voicu	36	20.34%	<div><div></div></div>	17	11	8	0	0
Total Votes Cast	177	100.00%	<div><div></div></div>	81	62	34	0	0
Overvotes	0			0	0	0	0	0
Undervotes	70			26	30	14	0	0
Contest Totals	247			107	92	48	0	0

Summary Results Report
May 1st, 2021 City/School General and Special
Elections
May 1st, 2021

Final Results
SOVC
Collin County

136

Trustee, Place 2 Plano

Vote For 1

	TOTAL	VOTE %		Election Day	Early Voting	Ballot By Mail	Provision al Ballots	Limited Ballots
Dayna Oscherwitz	80	44.94%	<div><div></div></div>	40	28	12	0	0
Ajikwaga Felli	14	7.87%	<div><div></div></div>	9	5	0	0	0
Angela Powell	84	47.19%	<div><div></div></div>	33	31	20	0	0
Total Votes Cast	178	100.00%	<div><div></div></div>	82	64	32	0	0
Overvotes	0			0	0	0	0	0
Undervotes	69			25	28	16	0	0
Contest Totals	247			107	92	48	0	0

Trustee, Place 3 Plano

Vote For 1

	TOTAL	VOTE %		Election Day	Early Voting	Ballot By Mail	Provision al Ballots	Limited Ballots
Nancy C. Humphrey	121	71.60%	<div><div></div></div>	56	42	23	0	0
Lynn Walling	48	28.40%	<div><div></div></div>	21	18	9	0	0
Total Votes Cast	169	100.00%	<div><div></div></div>	77	60	32	0	0
Overvotes	0			0	0	0	0	0
Undervotes	78			30	32	16	0	0
Contest Totals	247			107	92	48	0	0

Trustee, Place 6 Plano

Vote For 1

	TOTAL	VOTE %		Election Day	Early Voting	Ballot By Mail	Provision al Ballots	Limited Ballots
Marilyn Loughray	65	38.01%	<div><div></div></div>	27	29	9	0	0
Jeri Chambers	106	61.99%	<div><div></div></div>	52	31	23	0	0
Total Votes Cast	171	100.00%	<div><div></div></div>	79	60	32	0	0
Overvotes	0			0	0	0	0	0
Undervotes	76			28	32	16	0	0
Contest Totals	247			107	92	48	0	0

Trustee, Place 7 Collin County Community College

Vote For 1

	TOTAL	VOTE %		Election Day	Early Voting	Ballot By Mail	Provision al Ballots	Limited Ballots
Jim Orr	90	52.63%	<div><div></div></div>	38	36	16	0	0
Helen Chang	81	47.37%	<div><div></div></div>	44	23	14	0	0
Total Votes Cast	171	100.00%	<div><div></div></div>	82	59	30	0	0
Overvotes	0			0	0	0	0	0
Undervotes	76			25	33	18	0	0
Contest Totals	247			107	92	48	0	0

Summary Results Report
May 1st, 2021 City/School General and Special
Elections
May 1st, 2021

Final Results
SOVC
Collin County

136

Trustee, Place 8 Collin County Community College

Vote For 1

	TOTAL	VOTE %		Election Day	Early Voting	Ballot By Mail	Provision al Ballots	Limited Ballots
Misty Irby	78	46.99%	<div><div></div></div>	43	26	9	0	0
Bob Collins	88	53.01%	<div><div></div></div>	35	32	21	0	0
Total Votes Cast	166	100.00%	<div><div></div></div>	78	58	30	0	0
Overvotes	0			0	0	0	0	0
Undervotes	81			29	34	18	0	0
Contest Totals	247			107	92	48	0	0

Trustee, Place 9 Collin County Community College

Vote For 1

	TOTAL	VOTE %		Election Day	Early Voting	Ballot By Mail	Provision al Ballots	Limited Ballots
Andy Hardin	103	63.58%	<div><div></div></div>	43	42	18	0	0
Jacoby Stewart Sr.	59	36.42%	<div><div></div></div>	34	17	8	0	0
Total Votes Cast	162	100.00%	<div><div></div></div>	77	59	26	0	0
Overvotes	0			0	0	0	0	0
Undervotes	85			30	33	22	0	0
Contest Totals	247			107	92	48	0	0

Summary Results Report
May 1st, 2021 City/School General and Special
Elections
May 1st, 2021

Final Results
SOVC
Collin County

137

Statistics

	TOTAL	Election Day	Early Voting	Ballot By Mail	Provision al Ballots	Limited Ballots
Registered Voters - Total	1,900					
Ballots Cast - Total	404	104	281	19	0	0
Voter Turnout - Total	21.26%					

Councilmember, Place No.2 Plano

Vote For 1

	TOTAL	VOTE %		Election Day	Early Voting	Ballot By Mail	Provision al Ballots	Limited Ballots
Anthony Ricciardelli	213	56.95%	<div><div></div></div>	54	153	6	0	0
Steve Lavine	161	43.05%	<div><div></div></div>	43	106	12	0	0
Total Votes Cast	374	100.00%	<div><div></div></div>	97	259	18	0	0
Overvotes	0			0	0	0	0	0
Undervotes	30			7	22	1	0	0
Contest Totals	404			104	281	19	0	0

Councilmember, Place No.4 Plano

Vote For 1

	TOTAL	VOTE %		Election Day	Early Voting	Ballot By Mail	Provision al Ballots	Limited Ballots
Vidal Quintanilla	20	5.42%	<div><div></div></div>	3	17	0	0	0
Justin Adcock	172	46.61%	<div><div></div></div>	42	124	6	0	0
Kayci Prince	144	39.02%	<div><div></div></div>	38	97	9	0	0
Nassat Parveen	33	8.94%	<div><div></div></div>	11	21	1	0	0
Total Votes Cast	369	100.00%	<div><div></div></div>	94	259	16	0	0
Overvotes	0			0	0	0	0	0
Undervotes	35			10	22	3	0	0
Contest Totals	404			104	281	19	0	0

Councilmember, Place No.6 (Mayor)

Vote For 1

	TOTAL	VOTE %		Election Day	Early Voting	Ballot By Mail	Provision al Ballots	Limited Ballots
Lydia Ortega	8	2.00%	<div><div></div></div>	2	6	0	0	0
Lily Bao	183	45.64%	<div><div></div></div>	46	133	4	0	0
John Muns	210	52.37%	<div><div></div></div>	56	139	15	0	0
Total Votes Cast	401	100.00%	<div><div></div></div>	104	278	19	0	0
Overvotes	0			0	0	0	0	0
Undervotes	3			0	3	0	0	0
Contest Totals	404			104	281	19	0	0

Summary Results Report
May 1st, 2021 City/School General and Special
Elections
May 1st, 2021

Final Results
SOVC
Collin County

137

Councilmember, Place No.8 Plano

Vote For 1

	TOTAL	VOTE %		Election Day	Early Voting	Ballot By Mail	Provision al Ballots	Limited Ballots
Elisa Klein	152	42.46%	<div><div></div></div>	44	99	9	0	0
Rick Smith	206	57.54%	<div><div></div></div>	50	148	8	0	0
Total Votes Cast	358	100.00%	<div><div></div></div>	94	247	17	0	0
Overvotes	0			0	0	0	0	0
Undervotes	46			10	34	2	0	0
Contest Totals	404			104	281	19	0	0

Councilmember, Place No.7 Plano

Vote For 1

	TOTAL	VOTE %		Election Day	Early Voting	Ballot By Mail	Provision al Ballots	Limited Ballots
David M. Smith	44	12.02%	<div><div></div></div>	10	31	3	0	0
Julie Holmer	123	33.61%	<div><div></div></div>	31	81	11	0	0
Sandeep Srivastava	36	9.84%	<div><div></div></div>	6	29	1	0	0
Chris Robertson	142	38.80%	<div><div></div></div>	41	98	3	0	0
Bill Lisle III	21	5.74%	<div><div></div></div>	6	15	0	0	0
Total Votes Cast	366	100.00%	<div><div></div></div>	94	254	18	0	0
Overvotes	0			0	0	0	0	0
Undervotes	38			10	27	1	0	0
Contest Totals	404			104	281	19	0	0

Proposition A City of Plano

Vote For 1

	TOTAL	VOTE %		Election Day	Early Voting	Ballot By Mail	Provision al Ballots	Limited Ballots
For	305	79.63%	<div><div></div></div>	79	209	17	0	0
Against	78	20.37%	<div><div></div></div>	22	55	1	0	0
Total Votes Cast	383	100.00%	<div><div></div></div>	101	264	18	0	0
Overvotes	0			0	0	0	0	0
Undervotes	21			3	17	1	0	0
Contest Totals	404			104	281	19	0	0

Proposition B City of Plano

Vote For 1

	TOTAL	VOTE %		Election Day	Early Voting	Ballot By Mail	Provision al Ballots	Limited Ballots
For	273	71.47%	<div><div></div></div>	77	180	16	0	0
Against	109	28.53%	<div><div></div></div>	22	85	2	0	0
Total Votes Cast	382	100.00%	<div><div></div></div>	99	265	18	0	0
Overvotes	0			0	0	0	0	0
Undervotes	22			5	16	1	0	0
Contest Totals	404			104	281	19	0	0

Summary Results Report
May 1st, 2021 City/School General and Special
Elections
May 1st, 2021

Final Results
SOVC
Collin County

137

Proposition C City of Plano

Vote For 1

	TOTAL	VOTE %		Election Day	Early Voting	Ballot By Mail	Provision al Ballots	Limited Ballots
For	237	64.40%	<div><div></div></div>	65	157	15	0	0
Against	131	35.60%	<div><div></div></div>	32	97	2	0	0
Total Votes Cast	368	100.00%	<div><div></div></div>	97	254	17	0	0
Overvotes	0			0	0	0	0	0
Undervotes	36			7	27	2	0	0
Contest Totals	404			104	281	19	0	0

Proposition D City of Plano

Vote For 1

	TOTAL	VOTE %		Election Day	Early Voting	Ballot By Mail	Provision al Ballots	Limited Ballots
For	267	72.95%	<div><div></div></div>	72	180	15	0	0
Against	99	27.05%	<div><div></div></div>	23	73	3	0	0
Total Votes Cast	366	100.00%	<div><div></div></div>	95	253	18	0	0
Overvotes	0			0	0	0	0	0
Undervotes	38			9	28	1	0	0
Contest Totals	404			104	281	19	0	0

Proposition E City of Plano

Vote For 1

	TOTAL	VOTE %		Election Day	Early Voting	Ballot By Mail	Provision al Ballots	Limited Ballots
For	217	60.11%	<div><div></div></div>	58	145	14	0	0
Against	144	39.89%	<div><div></div></div>	35	106	3	0	0
Total Votes Cast	361	100.00%	<div><div></div></div>	93	251	17	0	0
Overvotes	0			0	0	0	0	0
Undervotes	43			11	30	2	0	0
Contest Totals	404			104	281	19	0	0

Proposition F City of Plano

Vote For 1

	TOTAL	VOTE %		Election Day	Early Voting	Ballot By Mail	Provision al Ballots	Limited Ballots
For	262	71.00%	<div><div></div></div>	71	177	14	0	0
Against	107	29.00%	<div><div></div></div>	27	77	3	0	0
Total Votes Cast	369	100.00%	<div><div></div></div>	98	254	17	0	0
Overvotes	0			0	0	0	0	0
Undervotes	35			6	27	2	0	0
Contest Totals	404			104	281	19	0	0

Summary Results Report
May 1st, 2021 City/School General and Special
Elections
May 1st, 2021

Final Results
SOVC
Collin County

137

Trustee, Place 1 Plano

Vote For 1

	TOTAL	VOTE %		Election Day	Early Voting	Ballot By Mail	Provision al Ballots	Limited Ballots
Lauren Tyra	173	53.73%	<div><div></div></div>	40	120	13	0	0
Shafik Ben Guesmia	14	4.35%	<div><div></div></div>	3	11	0	0	0
Semida Voicu	135	41.93%	<div><div></div></div>	40	92	3	0	0
Total Votes Cast	322	100.00%	<div><div></div></div>	83	223	16	0	0
Overvotes	0			0	0	0	0	0
Undervotes	82			21	58	3	0	0
Contest Totals	404			104	281	19	0	0

Trustee, Place 2 Plano

Vote For 1

	TOTAL	VOTE %		Election Day	Early Voting	Ballot By Mail	Provision al Ballots	Limited Ballots
Dayna Oscherwitz	133	41.18%	<div><div></div></div>	32	89	12	0	0
Ajikwaga Felli	16	4.95%	<div><div></div></div>	3	13	0	0	0
Angela Powell	174	53.87%	<div><div></div></div>	49	121	4	0	0
Total Votes Cast	323	100.00%	<div><div></div></div>	84	223	16	0	0
Overvotes	0			0	0	0	0	0
Undervotes	81			20	58	3	0	0
Contest Totals	404			104	281	19	0	0

Trustee, Place 3 Plano

Vote For 1

	TOTAL	VOTE %		Election Day	Early Voting	Ballot By Mail	Provision al Ballots	Limited Ballots
Nancy C. Humphrey	190	63.55%	<div><div></div></div>	45	133	12	0	0
Lynn Walling	109	36.45%	<div><div></div></div>	32	74	3	0	0
Total Votes Cast	299	100.00%	<div><div></div></div>	77	207	15	0	0
Overvotes	0			0	0	0	0	0
Undervotes	105			27	74	4	0	0
Contest Totals	404			104	281	19	0	0

Trustee, Place 6 Plano

Vote For 1

	TOTAL	VOTE %		Election Day	Early Voting	Ballot By Mail	Provision al Ballots	Limited Ballots
Marilyn Loughray	156	49.68%	<div><div></div></div>	46	107	3	0	0
Jeri Chambers	158	50.32%	<div><div></div></div>	36	110	12	0	0
Total Votes Cast	314	100.00%	<div><div></div></div>	82	217	15	0	0
Overvotes	0			0	0	0	0	0
Undervotes	90			22	64	4	0	0
Contest Totals	404			104	281	19	0	0

Summary Results Report
May 1st, 2021 City/School General and Special
Elections
May 1st, 2021

Final Results
SOVC
Collin County

137

Trustee, Place 7 Collin County Community College

Vote For 1

	TOTAL	VOTE %		Election Day	Early Voting	Ballot By Mail	Provision al Ballots	Limited Ballots
Jim Orr	174	54.89%	<div><div></div></div>	46	119	9	0	0
Helen Chang	143	45.11%	<div><div></div></div>	40	97	6	0	0
Total Votes Cast	317	100.00%	<div><div></div></div>	86	216	15	0	0
Overvotes	0			0	0	0	0	0
Undervotes	87			18	65	4	0	0
Contest Totals	404			104	281	19	0	0

Trustee, Place 8 Collin County Community College

Vote For 1

	TOTAL	VOTE %		Election Day	Early Voting	Ballot By Mail	Provision al Ballots	Limited Ballots
Misty Irby	128	42.95%	<div><div></div></div>	40	83	5	0	0
Bob Collins	170	57.05%	<div><div></div></div>	40	120	10	0	0
Total Votes Cast	298	100.00%	<div><div></div></div>	80	203	15	0	0
Overvotes	0			0	0	0	0	0
Undervotes	106			24	78	4	0	0
Contest Totals	404			104	281	19	0	0

Trustee, Place 9 Collin County Community College

Vote For 1

	TOTAL	VOTE %		Election Day	Early Voting	Ballot By Mail	Provision al Ballots	Limited Ballots
Andy Hardin	181	62.63%	<div><div></div></div>	49	122	10	0	0
Jacoby Stewart Sr.	108	37.37%	<div><div></div></div>	28	75	5	0	0
Total Votes Cast	289	100.00%	<div><div></div></div>	77	197	15	0	0
Overvotes	0			0	0	0	0	0
Undervotes	115			27	84	4	0	0
Contest Totals	404			104	281	19	0	0

Summary Results Report
May 1st, 2021 City/School General and Special
Elections
May 1st, 2021

Final Results
SOVC
Collin County

138

Statistics

	TOTAL	Election Day	Early Voting	Ballot By Mail	Provision al Ballots	Limited Ballots
Registered Voters - Total	1,218					
Ballots Cast - Total	367	115	235	16	1	0
Voter Turnout - Total	30.13%					

Councilmember, Place No.2 Plano

Vote For 1

	TOTAL	VOTE %		Election Day	Early Voting	Ballot By Mail	Provision al Ballots	Limited Ballots
Anthony Ricciardelli	185	54.41%	<div><div></div></div>	62	113	10	0	0
Steve Lavine	155	45.59%	<div><div></div></div>	40	108	6	1	0
Total Votes Cast	340	100.00%	<div><div></div></div>	102	221	16	1	0
Overvotes	0			0	0	0	0	0
Undervotes	27			13	14	0	0	0
Contest Totals	367			115	235	16	1	0

Councilmember, Place No.4 Plano

Vote For 1

	TOTAL	VOTE %		Election Day	Early Voting	Ballot By Mail	Provision al Ballots	Limited Ballots
Vidal Quintanilla	13	3.78%	<div><div></div></div>	4	8	1	0	0
Justin Adcock	129	37.50%	<div><div></div></div>	45	80	4	0	0
Kayci Prince	177	51.45%	<div><div></div></div>	51	115	10	1	0
Nassat Parveen	25	7.27%	<div><div></div></div>	5	19	1	0	0
Total Votes Cast	344	100.00%	<div><div></div></div>	105	222	16	1	0
Overvotes	0			0	0	0	0	0
Undervotes	23			10	13	0	0	0
Contest Totals	367			115	235	16	1	0

Councilmember, Place No.6 (Mayor)

Vote For 1

	TOTAL	VOTE %		Election Day	Early Voting	Ballot By Mail	Provision al Ballots	Limited Ballots
Lydia Ortega	10	2.72%	<div><div></div></div>	4	6	0	0	0
Lily Bao	124	33.79%	<div><div></div></div>	41	79	4	0	0
John Muns	233	63.49%	<div><div></div></div>	70	150	12	1	0
Total Votes Cast	367	100.00%	<div><div></div></div>	115	235	16	1	0
Overvotes	0			0	0	0	0	0
Undervotes	0			0	0	0	0	0
Contest Totals	367			115	235	16	1	0

Summary Results Report
May 1st, 2021 City/School General and Special
Elections
May 1st, 2021

Final Results
SOVC
Collin County

138

Councilmember, Place No.8 Plano

Vote For 1

	TOTAL	VOTE %		Election Day	Early Voting	Ballot By Mail	Provision al Ballots	Limited Ballots
Elisa Klein	145	43.81%	<div><div></div></div>	33	106	6	0	0
Rick Smith	186	56.19%	<div><div></div></div>	65	111	10	0	0
Total Votes Cast	331	100.00%	<div><div></div></div>	98	217	16	0	0
Overvotes	0			0	0	0	0	0
Undervotes	36			17	18	0	1	0
Contest Totals	367			115	235	16	1	0

Councilmember, Place No.7 Plano

Vote For 1

	TOTAL	VOTE %		Election Day	Early Voting	Ballot By Mail	Provision al Ballots	Limited Ballots
David M. Smith	31	9.04%	<div><div></div></div>	10	20	0	1	0
Julie Holmer	141	41.11%	<div><div></div></div>	35	102	4	0	0
Sandeep Srivastava	29	8.45%	<div><div></div></div>	6	20	3	0	0
Chris Robertson	105	30.61%	<div><div></div></div>	38	61	6	0	0
Bill Lisle III	37	10.79%	<div><div></div></div>	15	19	3	0	0
Total Votes Cast	343	100.00%	<div><div></div></div>	104	222	16	1	0
Overvotes	0			0	0	0	0	0
Undervotes	24			11	13	0	0	0
Contest Totals	367			115	235	16	1	0

Proposition A City of Plano

Vote For 1

	TOTAL	VOTE %		Election Day	Early Voting	Ballot By Mail	Provision al Ballots	Limited Ballots
For	271	77.43%	<div><div></div></div>	84	173	13	1	0
Against	79	22.57%	<div><div></div></div>	26	50	3	0	0
Total Votes Cast	350	100.00%	<div><div></div></div>	110	223	16	1	0
Overvotes	0			0	0	0	0	0
Undervotes	17			5	12	0	0	0
Contest Totals	367			115	235	16	1	0

Proposition B City of Plano

Vote For 1

	TOTAL	VOTE %		Election Day	Early Voting	Ballot By Mail	Provision al Ballots	Limited Ballots
For	259	74.64%	<div><div></div></div>	83	163	12	1	0
Against	88	25.36%	<div><div></div></div>	24	60	4	0	0
Total Votes Cast	347	100.00%	<div><div></div></div>	107	223	16	1	0
Overvotes	0			0	0	0	0	0
Undervotes	20			8	12	0	0	0
Contest Totals	367			115	235	16	1	0

Summary Results Report
May 1st, 2021 City/School General and Special
Elections
May 1st, 2021

Final Results
SOVC
Collin County

138

Proposition C City of Plano

Vote For 1

	TOTAL	VOTE %		Election Day	Early Voting	Ballot By Mail	Provision al Ballots	Limited Ballots
For	192	55.81%	<div><div></div></div>	66	116	9	1	0
Against	152	44.19%	<div><div></div></div>	43	102	7	0	0
Total Votes Cast	344	100.00%	<div><div></div></div>	109	218	16	1	0
Overvotes	0			0	0	0	0	0
Undervotes	23			6	17	0	0	0
Contest Totals	367			115	235	16	1	0

Proposition D City of Plano

Vote For 1

	TOTAL	VOTE %		Election Day	Early Voting	Ballot By Mail	Provision al Ballots	Limited Ballots
For	250	72.05%	<div><div></div></div>	84	154	11	1	0
Against	97	27.95%	<div><div></div></div>	26	66	5	0	0
Total Votes Cast	347	100.00%	<div><div></div></div>	110	220	16	1	0
Overvotes	0			0	0	0	0	0
Undervotes	20			5	15	0	0	0
Contest Totals	367			115	235	16	1	0

Proposition E City of Plano

Vote For 1

	TOTAL	VOTE %		Election Day	Early Voting	Ballot By Mail	Provision al Ballots	Limited Ballots
For	227	66.76%	<div><div></div></div>	71	144	11	1	0
Against	113	33.24%	<div><div></div></div>	33	75	5	0	0
Total Votes Cast	340	100.00%	<div><div></div></div>	104	219	16	1	0
Overvotes	0			0	0	0	0	0
Undervotes	27			11	16	0	0	0
Contest Totals	367			115	235	16	1	0

Proposition F City of Plano

Vote For 1

	TOTAL	VOTE %		Election Day	Early Voting	Ballot By Mail	Provision al Ballots	Limited Ballots
For	250	72.67%	<div><div></div></div>	79	159	11	1	0
Against	94	27.33%	<div><div></div></div>	28	61	5	0	0
Total Votes Cast	344	100.00%	<div><div></div></div>	107	220	16	1	0
Overvotes	0			0	0	0	0	0
Undervotes	23			8	15	0	0	0
Contest Totals	367			115	235	16	1	0

Summary Results Report
May 1st, 2021 City/School General and Special
Elections
May 1st, 2021

Final Results
SOVC
Collin County

138

Trustee, Place 1 Plano

Vote For 1

	TOTAL	VOTE %		Election Day	Early Voting	Ballot By Mail	Provision al Ballots	Limited Ballots
Lauren Tyra	191	66.09%	<div><div></div></div>	45	136	9	1	0
Shafik Ben Guesmia	7	2.42%	<div><div></div></div>	0	6	1	0	0
Semida Voicu	91	31.49%	<div><div></div></div>	37	51	3	0	0
Total Votes Cast	289	100.00%	<div><div></div></div>	82	193	13	1	0
Overvotes	0			0	0	0	0	0
Undervotes	78			33	42	3	0	0
Contest Totals	367			115	235	16	1	0

Trustee, Place 2 Plano

Vote For 1

	TOTAL	VOTE %		Election Day	Early Voting	Ballot By Mail	Provision al Ballots	Limited Ballots
Dayna Oscherwitz	126	43.30%	<div><div></div></div>	31	92	2	1	0
Ajikwaga Felli	10	3.44%	<div><div></div></div>	2	8	0	0	0
Angela Powell	155	53.26%	<div><div></div></div>	50	94	11	0	0
Total Votes Cast	291	100.00%	<div><div></div></div>	83	194	13	1	0
Overvotes	0			0	0	0	0	0
Undervotes	76			32	41	3	0	0
Contest Totals	367			115	235	16	1	0

Trustee, Place 3 Plano

Vote For 1

	TOTAL	VOTE %		Election Day	Early Voting	Ballot By Mail	Provision al Ballots	Limited Ballots
Nancy C. Humphrey	189	65.85%	<div><div></div></div>	47	130	11	1	0
Lynn Walling	98	34.15%	<div><div></div></div>	38	58	2	0	0
Total Votes Cast	287	100.00%	<div><div></div></div>	85	188	13	1	0
Overvotes	0			0	0	0	0	0
Undervotes	80			30	47	3	0	0
Contest Totals	367			115	235	16	1	0

Trustee, Place 6 Plano

Vote For 1

	TOTAL	VOTE %		Election Day	Early Voting	Ballot By Mail	Provision al Ballots	Limited Ballots
Marilyn Loughray	102	33.66%	<div><div></div></div>	40	59	3	0	0
Jeri Chambers	201	66.34%	<div><div></div></div>	47	141	12	1	0
Total Votes Cast	303	100.00%	<div><div></div></div>	87	200	15	1	0
Overvotes	0			0	0	0	0	0
Undervotes	64			28	35	1	0	0
Contest Totals	367			115	235	16	1	0

Summary Results Report
May 1st, 2021 City/School General and Special
Elections
May 1st, 2021

Final Results
SOVC
Collin County

138

Trustee, Place 7 Collin County Community College

Vote For 1

	TOTAL	VOTE %		Election Day	Early Voting	Ballot By Mail	Provision al Ballots	Limited Ballots
Jim Orr	139	51.48%	<div><div></div></div>	49	81	9	0	0
Helen Chang	131	48.52%	<div><div></div></div>	30	96	4	1	0
Total Votes Cast	270	100.00%	<div><div></div></div>	79	177	13	1	0
Overvotes	0			0	0	0	0	0
Undervotes	97			36	58	3	0	0
Contest Totals	367			115	235	16	1	0

Trustee, Place 8 Collin County Community College

Vote For 1

	TOTAL	VOTE %		Election Day	Early Voting	Ballot By Mail	Provision al Ballots	Limited Ballots
Misty Irby	124	45.93%	<div><div></div></div>	28	92	3	1	0
Bob Collins	146	54.07%	<div><div></div></div>	51	85	10	0	0
Total Votes Cast	270	100.00%	<div><div></div></div>	79	177	13	1	0
Overvotes	0			0	0	0	0	0
Undervotes	97			36	58	3	0	0
Contest Totals	367			115	235	16	1	0

Trustee, Place 9 Collin County Community College

Vote For 1

	TOTAL	VOTE %		Election Day	Early Voting	Ballot By Mail	Provision al Ballots	Limited Ballots
Andy Hardin	146	54.89%	<div><div></div></div>	46	88	11	1	0
Jacoby Stewart Sr.	120	45.11%	<div><div></div></div>	34	84	2	0	0
Total Votes Cast	266	100.00%	<div><div></div></div>	80	172	13	1	0
Overvotes	0			0	0	0	0	0
Undervotes	101			35	63	3	0	0
Contest Totals	367			115	235	16	1	0

Summary Results Report
May 1st, 2021 City/School General and Special
Elections
May 1st, 2021

Final Results
SOVC
Collin County

139

Statistics

	TOTAL	Election Day	Early Voting	Ballot By Mail	Provision al Ballots	Limited Ballots
Registered Voters - Total	4,087					
Ballots Cast - Total	587	190	368	29	0	0
Voter Turnout - Total	14.36%					

Councilmember, Place No.2 Plano

Vote For 1

	TOTAL	VOTE %		Election Day	Early Voting	Ballot By Mail	Provision al Ballots	Limited Ballots
Anthony Ricciardelli	263	47.47%	<div><div></div></div>	74	168	21	0	0
Steve Lavine	291	52.53%	<div><div></div></div>	102	181	8	0	0
Total Votes Cast	554	100.00%	<div><div></div></div>	176	349	29	0	0
Overvotes	0			0	0	0	0	0
Undervotes	33			14	19	0	0	0
Contest Totals	587			190	368	29	0	0

Councilmember, Place No.4 Plano

Vote For 1

	TOTAL	VOTE %		Election Day	Early Voting	Ballot By Mail	Provision al Ballots	Limited Ballots
Vidal Quintanilla	33	6.04%	<div><div></div></div>	9	21	3	0	0
Justin Adcock	184	33.70%	<div><div></div></div>	50	126	8	0	0
Kayci Prince	213	39.01%	<div><div></div></div>	67	131	15	0	0
Nassat Parveen	116	21.25%	<div><div></div></div>	49	66	1	0	0
Total Votes Cast	546	100.00%	<div><div></div></div>	175	344	27	0	0
Overvotes	0			0	0	0	0	0
Undervotes	41			15	24	2	0	0
Contest Totals	587			190	368	29	0	0

Councilmember, Place No.6 (Mayor)

Vote For 1

	TOTAL	VOTE %		Election Day	Early Voting	Ballot By Mail	Provision al Ballots	Limited Ballots
Lydia Ortega	26	4.53%	<div><div></div></div>	10	16	0	0	0
Lily Bao	207	36.06%	<div><div></div></div>	55	143	9	0	0
John Muns	341	59.41%	<div><div></div></div>	115	206	20	0	0
Total Votes Cast	574	100.00%	<div><div></div></div>	180	365	29	0	0
Overvotes	0			0	0	0	0	0
Undervotes	13			10	3	0	0	0
Contest Totals	587			190	368	29	0	0

Summary Results Report
May 1st, 2021 City/School General and Special
Elections
May 1st, 2021

Final Results
SOVC
Collin County

139

Councilmember, Place No.8 Plano

Vote For 1

	TOTAL	VOTE %		Election Day	Early Voting	Ballot By Mail	Provision al Ballots	Limited Ballots
Elisa Klein	306	56.35%	<div><div></div></div>	110	186	10	0	0
Rick Smith	237	43.65%	<div><div></div></div>	65	155	17	0	0
Total Votes Cast	543	100.00%	<div><div></div></div>	175	341	27	0	0
Overvotes	0			0	0	0	0	0
Undervotes	44			15	27	2	0	0
Contest Totals	587			190	368	29	0	0

Councilmember, Place No.7 Plano

Vote For 1

	TOTAL	VOTE %		Election Day	Early Voting	Ballot By Mail	Provision al Ballots	Limited Ballots
David M. Smith	91	16.88%	<div><div></div></div>	40	48	3	0	0
Julie Holmer	187	34.69%	<div><div></div></div>	58	122	7	0	0
Sandeep Srivastava	84	15.58%	<div><div></div></div>	19	63	2	0	0
Chris Robertson	149	27.64%	<div><div></div></div>	43	96	10	0	0
Bill Lisle III	28	5.19%	<div><div></div></div>	12	11	5	0	0
Total Votes Cast	539	100.00%	<div><div></div></div>	172	340	27	0	0
Overvotes	0			0	0	0	0	0
Undervotes	48			18	28	2	0	0
Contest Totals	587			190	368	29	0	0

Proposition A City of Plano

Vote For 1

	TOTAL	VOTE %		Election Day	Early Voting	Ballot By Mail	Provision al Ballots	Limited Ballots
For	435	78.80%	<div><div></div></div>	135	273	27	0	0
Against	117	21.20%	<div><div></div></div>	36	79	2	0	0
Total Votes Cast	552	100.00%	<div><div></div></div>	171	352	29	0	0
Overvotes	0			0	0	0	0	0
Undervotes	35			19	16	0	0	0
Contest Totals	587			190	368	29	0	0

Proposition B City of Plano

Vote For 1

	TOTAL	VOTE %		Election Day	Early Voting	Ballot By Mail	Provision al Ballots	Limited Ballots
For	390	70.91%	<div><div></div></div>	123	246	21	0	0
Against	160	29.09%	<div><div></div></div>	47	106	7	0	0
Total Votes Cast	550	100.00%	<div><div></div></div>	170	352	28	0	0
Overvotes	0			0	0	0	0	0
Undervotes	37			20	16	1	0	0
Contest Totals	587			190	368	29	0	0

Summary Results Report
May 1st, 2021 City/School General and Special
Elections
May 1st, 2021

Final Results
SOVC
Collin County

139

Proposition C City of Plano

Vote For 1

	TOTAL	VOTE %		Election Day	Early Voting	Ballot By Mail	Provision al Ballots	Limited Ballots
For	301	55.13%	<div><div></div></div>	91	193	17	0	0
Against	245	44.87%	<div><div></div></div>	80	154	11	0	0
Total Votes Cast	546	100.00%	<div><div></div></div>	171	347	28	0	0
Overvotes	0			0	0	0	0	0
Undervotes	41			19	21	1	0	0
Contest Totals	587			190	368	29	0	0

Proposition D City of Plano

Vote For 1

	TOTAL	VOTE %		Election Day	Early Voting	Ballot By Mail	Provision al Ballots	Limited Ballots
For	411	75.27%	<div><div></div></div>	128	258	25	0	0
Against	135	24.73%	<div><div></div></div>	43	90	2	0	0
Total Votes Cast	546	100.00%	<div><div></div></div>	171	348	27	0	0
Overvotes	0			0	0	0	0	0
Undervotes	41			19	20	2	0	0
Contest Totals	587			190	368	29	0	0

Proposition E City of Plano

Vote For 1

	TOTAL	VOTE %		Election Day	Early Voting	Ballot By Mail	Provision al Ballots	Limited Ballots
For	358	66.17%	<div><div></div></div>	105	231	22	0	0
Against	183	33.83%	<div><div></div></div>	65	112	6	0	0
Total Votes Cast	541	100.00%	<div><div></div></div>	170	343	28	0	0
Overvotes	0			0	0	0	0	0
Undervotes	46			20	25	1	0	0
Contest Totals	587			190	368	29	0	0

Proposition F City of Plano

Vote For 1

	TOTAL	VOTE %		Election Day	Early Voting	Ballot By Mail	Provision al Ballots	Limited Ballots
For	413	75.78%	<div><div></div></div>	125	265	23	0	0
Against	132	24.22%	<div><div></div></div>	44	82	6	0	0
Total Votes Cast	545	100.00%	<div><div></div></div>	169	347	29	0	0
Overvotes	0			0	0	0	0	0
Undervotes	42			21	21	0	0	0
Contest Totals	587			190	368	29	0	0

Summary Results Report
May 1st, 2021 City/School General and Special
Elections
May 1st, 2021

Final Results
SOVC
Collin County

139

Trustee, Place 6 Frisco

Vote For 1

	TOTAL	VOTE %		Election Day	Early Voting	Ballot By Mail	Provision al Ballots	Limited Ballots
John Classe	310	100.00%	<div><div></div></div>	90	195	25	0	0
Total Votes Cast	310	100.00%	<div><div></div></div>	90	195	25	0	0
Overvotes	0			0	0	0	0	0
Undervotes	277			100	173	4	0	0
Contest Totals	587			190	368	29	0	0

Trustee, Place 7 Frisco

Vote For 1

	TOTAL	VOTE %		Election Day	Early Voting	Ballot By Mail	Provision al Ballots	Limited Ballots
Evelyn Brooks	153	36.78%	<div><div></div></div>	52	94	7	0	0
René Archambault	263	63.22%	<div><div></div></div>	74	170	19	0	0
Total Votes Cast	416	100.00%	<div><div></div></div>	126	264	26	0	0
Overvotes	0			0	0	0	0	0
Undervotes	171			64	104	3	0	0
Contest Totals	587			190	368	29	0	0

Trustee, Place 7 Collin County Community College

Vote For 1

	TOTAL	VOTE %		Election Day	Early Voting	Ballot By Mail	Provision al Ballots	Limited Ballots
Jim Orr	194	40.93%	<div><div></div></div>	61	117	16	0	0
Helen Chang	280	59.07%	<div><div></div></div>	92	179	9	0	0
Total Votes Cast	474	100.00%	<div><div></div></div>	153	296	25	0	0
Overvotes	0			0	0	0	0	0
Undervotes	113			37	72	4	0	0
Contest Totals	587			190	368	29	0	0

Trustee, Place 8 Collin County Community College

Vote For 1

	TOTAL	VOTE %		Election Day	Early Voting	Ballot By Mail	Provision al Ballots	Limited Ballots
Misty Irby	264	56.90%	<div><div></div></div>	90	164	10	0	0
Bob Collins	200	43.10%	<div><div></div></div>	63	122	15	0	0
Total Votes Cast	464	100.00%	<div><div></div></div>	153	286	25	0	0
Overvotes	0			0	0	0	0	0
Undervotes	123			37	82	4	0	0
Contest Totals	587			190	368	29	0	0

Summary Results Report
 May 1st, 2021 City/School General and Special
 Elections
 May 1st, 2021

Final Results
 SOVC
 Collin County

139

Trustee, Place 9 Collin County Community College

Vote For 1

	TOTAL	VOTE %		Election Day	Early Voting	Ballot By Mail	Provision al Ballots	Limited Ballots
Andy Hardin	231	50.77%	<div><div></div></div>	63	154	14	0	0
Jacoby Stewart Sr.	224	49.23%	<div><div></div></div>	87	126	11	0	0
Total Votes Cast	455	100.00%	<div><div></div></div>	150	280	25	0	0
Overvotes	0			0	0	0	0	0
Undervotes	132			40	88	4	0	0
Contest Totals	587			190	368	29	0	0

Summary Results Report
May 1st, 2021 City/School General and Special
Elections
May 1st, 2021

Final Results
SOVC
Collin County

140

Statistics

	TOTAL	Election Day	Early Voting	Ballot By Mail	Provisional Ballots	Limited Ballots
Registered Voters - Total	4,550					
Ballots Cast - Total	1,302	237	1,053	12	0	0
Voter Turnout - Total	28.62%					

Mayor McKinney

Vote For 1

	TOTAL	VOTE %		Election Day	Early Voting	Ballot By Mail	Provisional Ballots	Limited Ballots
Jimmy R. Stewart	9	0.70%	<div><div></div></div>	2	5	2	0	0
George Fuller	884	68.63%	<div><div></div></div>	144	731	9	0	0
Tom Meredith	395	30.67%	<div><div></div></div>	90	304	1	0	0
Total Votes Cast	1,288	100.00%	<div><div></div></div>	236	1,040	12	0	0
Overvotes	0			0	0	0	0	0
Undervotes	14			1	13	0	0	0
Contest Totals	1,302			237	1,053	12	0	0

City Council At Large McKinney

Vote For 1

	TOTAL	VOTE %		Election Day	Early Voting	Ballot By Mail	Provisional Ballots	Limited Ballots
Brian J. Magnuson	411	39.71%	<div><div></div></div>	94	313	4	0	0
Charlie Philips	624	60.29%	<div><div></div></div>	91	526	7	0	0
Total Votes Cast	1,035	100.00%	<div><div></div></div>	185	839	11	0	0
Overvotes	0			0	0	0	0	0
Undervotes	267			52	214	1	0	0
Contest Totals	1,302			237	1,053	12	0	0

School District Board Of Trustees, Place 7 McKinney

Vote For 1

	TOTAL	VOTE %		Election Day	Early Voting	Ballot By Mail	Provisional Ballots	Limited Ballots
Serena Ashcroft	300	26.98%	<div><div></div></div>	70	227	3	0	0
Joy Booth	267	24.01%	<div><div></div></div>	40	226	1	0	0
Harvey Oaxaca	509	45.77%	<div><div></div></div>	73	430	6	0	0
J.B. Franze	36	3.24%	<div><div></div></div>	8	28	0	0	0
Total Votes Cast	1,112	100.00%	<div><div></div></div>	191	911	10	0	0
Overvotes	0			0	0	0	0	0
Undervotes	190			46	142	2	0	0
Contest Totals	1,302			237	1,053	12	0	0

Summary Results Report
May 1st, 2021 City/School General and Special
Elections
May 1st, 2021

Final Results
SOVC
Collin County

140

Proposition A McKinney ISD

Vote For 1

	TOTAL	VOTE %		Election Day	Early Voting	Ballot By Mail	Provision al Ballots	Limited Ballots
For	1,004	79.87%	<div><div></div></div>	164	830	10	0	0
Against	253	20.13%	<div><div></div></div>	57	194	2	0	0
Total Votes Cast	1,257	100.00%	<div><div></div></div>	221	1,024	12	0	0
Overvotes	0			0	0	0	0	0
Undervotes	45			16	29	0	0	0
Contest Totals	1,302			237	1,053	12	0	0

Proposition B McKinney ISD

Vote For 1

	TOTAL	VOTE %		Election Day	Early Voting	Ballot By Mail	Provision al Ballots	Limited Ballots
For	873	69.23%	<div><div></div></div>	133	733	7	0	0
Against	388	30.77%	<div><div></div></div>	94	289	5	0	0
Total Votes Cast	1,261	100.00%	<div><div></div></div>	227	1,022	12	0	0
Overvotes	0			0	0	0	0	0
Undervotes	41			10	31	0	0	0
Contest Totals	1,302			237	1,053	12	0	0

Proposition C McKinney ISD

Vote For 1

	TOTAL	VOTE %		Election Day	Early Voting	Ballot By Mail	Provision al Ballots	Limited Ballots
For	870	68.72%	<div><div></div></div>	138	726	6	0	0
Against	396	31.28%	<div><div></div></div>	91	299	6	0	0
Total Votes Cast	1,266	100.00%	<div><div></div></div>	229	1,025	12	0	0
Overvotes	0			0	0	0	0	0
Undervotes	36			8	28	0	0	0
Contest Totals	1,302			237	1,053	12	0	0

Proposition D McKinney ISD

Vote For 1

	TOTAL	VOTE %		Election Day	Early Voting	Ballot By Mail	Provision al Ballots	Limited Ballots
For	844	66.67%	<div><div></div></div>	136	702	6	0	0
Against	422	33.33%	<div><div></div></div>	92	324	6	0	0
Total Votes Cast	1,266	100.00%	<div><div></div></div>	228	1,026	12	0	0
Overvotes	0			0	0	0	0	0
Undervotes	36			9	27	0	0	0
Contest Totals	1,302			237	1,053	12	0	0

Summary Results Report
May 1st, 2021 City/School General and Special
Elections
May 1st, 2021

Final Results
SOVC
Collin County

140

Trustee, Place 7 Collin County Community College

Vote For 1

	TOTAL	VOTE %		Election Day	Early Voting	Ballot By Mail	Provision al Ballots	Limited Ballots
Jim Orr	554	61.76%	<div><div></div></div>	107	440	7	0	0
Helen Chang	343	38.24%	<div><div></div></div>	52	287	4	0	0
Total Votes Cast	897	100.00%	<div><div></div></div>	159	727	11	0	0
Overvotes	0			0	0	0	0	0
Undervotes	405			78	326	1	0	0
Contest Totals	1,302			237	1,053	12	0	0

Trustee, Place 8 Collin County Community College

Vote For 1

	TOTAL	VOTE %		Election Day	Early Voting	Ballot By Mail	Provision al Ballots	Limited Ballots
Misty Irby	390	44.98%	<div><div></div></div>	61	325	4	0	0
Bob Collins	477	55.02%	<div><div></div></div>	96	374	7	0	0
Total Votes Cast	867	100.00%	<div><div></div></div>	157	699	11	0	0
Overvotes	0			0	0	0	0	0
Undervotes	435			80	354	1	0	0
Contest Totals	1,302			237	1,053	12	0	0

Trustee, Place 9 Collin County Community College

Vote For 1

	TOTAL	VOTE %		Election Day	Early Voting	Ballot By Mail	Provision al Ballots	Limited Ballots
Andy Hardin	631	74.24%	<div><div></div></div>	113	509	9	0	0
Jacoby Stewart Sr.	219	25.76%	<div><div></div></div>	40	177	2	0	0
Total Votes Cast	850	100.00%	<div><div></div></div>	153	686	11	0	0
Overvotes	0			0	0	0	0	0
Undervotes	452			84	367	1	0	0
Contest Totals	1,302			237	1,053	12	0	0

Summary Results Report
May 1st, 2021 City/School General and Special
Elections
May 1st, 2021

Final Results
SOVC
Collin County

141

Statistics

	TOTAL	Election Day	Early Voting	Ballot By Mail	Provision al Ballots	Limited Ballots
Registered Voters - Total	3,201					
Ballots Cast - Total	760	252	489	19	0	0
Voter Turnout - Total	23.74%					

Councilmember, Place No.2 Plano

Vote For 1

	TOTAL	VOTE %		Election Day	Early Voting	Ballot By Mail	Provision al Ballots	Limited Ballots
Anthony Ricciardelli	342	48.93%	<div><div></div></div>	117	218	7	0	0
Steve Lavine	357	51.07%	<div><div></div></div>	117	229	11	0	0
Total Votes Cast	699	100.00%	<div><div></div></div>	234	447	18	0	0
Overvotes	0			0	0	0	0	0
Undervotes	61			18	42	1	0	0
Contest Totals	760			252	489	19	0	0

Councilmember, Place No.4 Plano

Vote For 1

	TOTAL	VOTE %		Election Day	Early Voting	Ballot By Mail	Provision al Ballots	Limited Ballots
Vidal Quintanilla	52	7.60%	<div><div></div></div>	25	27	0	0	0
Justin Adcock	256	37.43%	<div><div></div></div>	86	166	4	0	0
Kayci Prince	287	41.96%	<div><div></div></div>	76	203	8	0	0
Nassat Parveen	89	13.01%	<div><div></div></div>	39	44	6	0	0
Total Votes Cast	684	100.00%	<div><div></div></div>	226	440	18	0	0
Overvotes	0			0	0	0	0	0
Undervotes	76			26	49	1	0	0
Contest Totals	760			252	489	19	0	0

Councilmember, Place No.6 (Mayor)

Vote For 1

	TOTAL	VOTE %		Election Day	Early Voting	Ballot By Mail	Provision al Ballots	Limited Ballots
Lydia Ortega	50	6.66%	<div><div></div></div>	24	23	3	0	0
Lily Bao	304	40.48%	<div><div></div></div>	104	196	4	0	0
John Muns	397	52.86%	<div><div></div></div>	120	265	12	0	0
Total Votes Cast	751	100.00%	<div><div></div></div>	248	484	19	0	0
Overvotes	0			0	0	0	0	0
Undervotes	9			4	5	0	0	0
Contest Totals	760			252	489	19	0	0

Summary Results Report
May 1st, 2021 City/School General and Special
Elections
May 1st, 2021

Final Results
SOVC
Collin County

141

Councilmember, Place No.8 Plano

Vote For 1

	TOTAL	VOTE %		Election Day	Early Voting	Ballot By Mail	Provision al Ballots	Limited Ballots
Elisa Klein	324	47.93%	<div><div></div></div>	108	204	12	0	0
Rick Smith	352	52.07%	<div><div></div></div>	120	226	6	0	0
Total Votes Cast	676	100.00%	<div><div></div></div>	228	430	18	0	0
Overvotes	0			0	0	0	0	0
Undervotes	84			24	59	1	0	0
Contest Totals	760			252	489	19	0	0

Councilmember, Place No.7 Plano

Vote For 1

	TOTAL	VOTE %		Election Day	Early Voting	Ballot By Mail	Provision al Ballots	Limited Ballots
David M. Smith	114	16.76%	<div><div></div></div>	42	70	2	0	0
Julie Holmer	248	36.47%	<div><div></div></div>	75	163	10	0	0
Sandeep Srivastava	91	13.38%	<div><div></div></div>	31	60	0	0	0
Chris Robertson	186	27.35%	<div><div></div></div>	63	117	6	0	0
Bill Lisle III	41	6.03%	<div><div></div></div>	15	26	0	0	0
Total Votes Cast	680	100.00%	<div><div></div></div>	226	436	18	0	0
Overvotes	0			0	0	0	0	0
Undervotes	80			26	53	1	0	0
Contest Totals	760			252	489	19	0	0

Proposition A City of Plano

Vote For 1

	TOTAL	VOTE %		Election Day	Early Voting	Ballot By Mail	Provision al Ballots	Limited Ballots
For	539	75.70%	<div><div></div></div>	175	346	18	0	0
Against	173	24.30%	<div><div></div></div>	64	108	1	0	0
Total Votes Cast	712	100.00%	<div><div></div></div>	239	454	19	0	0
Overvotes	0			0	0	0	0	0
Undervotes	48			13	35	0	0	0
Contest Totals	760			252	489	19	0	0

Proposition B City of Plano

Vote For 1

	TOTAL	VOTE %		Election Day	Early Voting	Ballot By Mail	Provision al Ballots	Limited Ballots
For	515	72.13%	<div><div></div></div>	173	326	16	0	0
Against	199	27.87%	<div><div></div></div>	67	129	3	0	0
Total Votes Cast	714	100.00%	<div><div></div></div>	240	455	19	0	0
Overvotes	0			0	0	0	0	0
Undervotes	46			12	34	0	0	0
Contest Totals	760			252	489	19	0	0

Summary Results Report
May 1st, 2021 City/School General and Special
Elections
May 1st, 2021

Final Results
SOVC
Collin County

141

Proposition C City of Plano

Vote For 1

	TOTAL	VOTE %		Election Day	Early Voting	Ballot By Mail	Provision al Ballots	Limited Ballots
For	340	48.23%	<div><div></div></div>	113	214	13	0	0
Against	365	51.77%	<div><div></div></div>	125	234	6	0	0
Total Votes Cast	705	100.00%	<div><div></div></div>	238	448	19	0	0
Overvotes	0			0	0	0	0	0
Undervotes	55			14	41	0	0	0
Contest Totals	760			252	489	19	0	0

Proposition D City of Plano

Vote For 1

	TOTAL	VOTE %		Election Day	Early Voting	Ballot By Mail	Provision al Ballots	Limited Ballots
For	492	69.20%	<div><div></div></div>	157	316	19	0	0
Against	219	30.80%	<div><div></div></div>	82	137	0	0	0
Total Votes Cast	711	100.00%	<div><div></div></div>	239	453	19	0	0
Overvotes	0			0	0	0	0	0
Undervotes	49			13	36	0	0	0
Contest Totals	760			252	489	19	0	0

Proposition E City of Plano

Vote For 1

	TOTAL	VOTE %		Election Day	Early Voting	Ballot By Mail	Provision al Ballots	Limited Ballots
For	429	60.59%	<div><div></div></div>	143	273	13	0	0
Against	279	39.41%	<div><div></div></div>	97	176	6	0	0
Total Votes Cast	708	100.00%	<div><div></div></div>	240	449	19	0	0
Overvotes	0			0	0	0	0	0
Undervotes	52			12	40	0	0	0
Contest Totals	760			252	489	19	0	0

Proposition F City of Plano

Vote For 1

	TOTAL	VOTE %		Election Day	Early Voting	Ballot By Mail	Provision al Ballots	Limited Ballots
For	500	70.32%	<div><div></div></div>	161	323	16	0	0
Against	211	29.68%	<div><div></div></div>	78	130	3	0	0
Total Votes Cast	711	100.00%	<div><div></div></div>	239	453	19	0	0
Overvotes	0			0	0	0	0	0
Undervotes	49			13	36	0	0	0
Contest Totals	760			252	489	19	0	0

Summary Results Report
May 1st, 2021 City/School General and Special
Elections
May 1st, 2021

Final Results
SOVC
Collin County

141

Trustee, Place 1 Plano

Vote For 1

	TOTAL	VOTE %		Election Day	Early Voting	Ballot By Mail	Provision al Ballots	Limited Ballots
Lauren Tyra	399	63.54%	<div><div></div></div>	124	260	15	0	0
Shafik Ben Guesmia	48	7.64%	<div><div></div></div>	27	21	0	0	0
Semida Voicu	181	28.82%	<div><div></div></div>	63	115	3	0	0
Total Votes Cast	628	100.00%	<div><div></div></div>	214	396	18	0	0
Overvotes	0			0	0	0	0	0
Undervotes	132			38	93	1	0	0
Contest Totals	760			252	489	19	0	0

Trustee, Place 2 Plano

Vote For 1

	TOTAL	VOTE %		Election Day	Early Voting	Ballot By Mail	Provision al Ballots	Limited Ballots
Dayna Oscherwitz	277	43.42%	<div><div></div></div>	80	186	11	0	0
Ajikwaga Felli	36	5.64%	<div><div></div></div>	19	17	0	0	0
Angela Powell	325	50.94%	<div><div></div></div>	117	201	7	0	0
Total Votes Cast	638	100.00%	<div><div></div></div>	216	404	18	0	0
Overvotes	0			0	0	0	0	0
Undervotes	122			36	85	1	0	0
Contest Totals	760			252	489	19	0	0

Trustee, Place 3 Plano

Vote For 1

	TOTAL	VOTE %		Election Day	Early Voting	Ballot By Mail	Provision al Ballots	Limited Ballots
Nancy C. Humphrey	390	65.11%	<div><div></div></div>	105	269	16	0	0
Lynn Walling	209	34.89%	<div><div></div></div>	84	123	2	0	0
Total Votes Cast	599	100.00%	<div><div></div></div>	189	392	18	0	0
Overvotes	0			0	0	0	0	0
Undervotes	161			63	97	1	0	0
Contest Totals	760			252	489	19	0	0

Trustee, Place 6 Plano

Vote For 1

	TOTAL	VOTE %		Election Day	Early Voting	Ballot By Mail	Provision al Ballots	Limited Ballots
Marilyn Loughray	238	39.47%	<div><div></div></div>	87	144	7	0	0
Jeri Chambers	365	60.53%	<div><div></div></div>	106	248	11	0	0
Total Votes Cast	603	100.00%	<div><div></div></div>	193	392	18	0	0
Overvotes	0			0	0	0	0	0
Undervotes	157			59	97	1	0	0
Contest Totals	760			252	489	19	0	0

Summary Results Report
May 1st, 2021 City/School General and Special
Elections
May 1st, 2021

Final Results
SOVC
Collin County

141

Trustee, Place 7 Collin County Community College

Vote For 1

	TOTAL	VOTE %		Election Day	Early Voting	Ballot By Mail	Provision al Ballots	Limited Ballots
Jim Orr	274	44.26%	<div><div></div></div>	94	171	9	0	0
Helen Chang	345	55.74%	<div><div></div></div>	111	225	9	0	0
Total Votes Cast	619	100.00%	<div><div></div></div>	205	396	18	0	0
Overvotes	0			0	0	0	0	0
Undervotes	141			47	93	1	0	0
Contest Totals	760			252	489	19	0	0

Trustee, Place 8 Collin County Community College

Vote For 1

	TOTAL	VOTE %		Election Day	Early Voting	Ballot By Mail	Provision al Ballots	Limited Ballots
Misty Irby	303	50.50%	<div><div></div></div>	103	193	7	0	0
Bob Collins	297	49.50%	<div><div></div></div>	94	192	11	0	0
Total Votes Cast	600	100.00%	<div><div></div></div>	197	385	18	0	0
Overvotes	0			0	0	0	0	0
Undervotes	160			55	104	1	0	0
Contest Totals	760			252	489	19	0	0

Trustee, Place 9 Collin County Community College

Vote For 1

	TOTAL	VOTE %		Election Day	Early Voting	Ballot By Mail	Provision al Ballots	Limited Ballots
Andy Hardin	323	54.93%	<div><div></div></div>	110	203	10	0	0
Jacoby Stewart Sr.	265	45.07%	<div><div></div></div>	85	172	8	0	0
Total Votes Cast	588	100.00%	<div><div></div></div>	195	375	18	0	0
Overvotes	0			0	0	0	0	0
Undervotes	172			57	114	1	0	0
Contest Totals	760			252	489	19	0	0

Summary Results Report
May 1st, 2021 City/School General and Special
Elections
May 1st, 2021

Final Results
SOVC
Collin County

142

Statistics

	TOTAL	Election Day	Early Voting	Ballot By Mail	Provision al Ballots	Limited Ballots
Registered Voters - Total	2,836					
Ballots Cast - Total	338	138	158	42	0	0
Voter Turnout - Total	11.92%					

Member of Council, Place 12 Dallas

Vote For 1

	TOTAL	VOTE %		Election Day	Early Voting	Ballot By Mail	Provision al Ballots	Limited Ballots
Elva Curl	63	19.50%	<div><div></div></div>	24	32	7	0	0
Cara Mendelsohn	260	80.50%	<div><div></div></div>	108	117	35	0	0
Total Votes Cast	323	100.00%	<div><div></div></div>	132	149	42	0	0
Overvotes	0			0	0	0	0	0
Undervotes	15			6	9	0	0	0
Contest Totals	338			138	158	42	0	0

Proposition A City of Dallas

Vote For 1

	TOTAL	VOTE %		Election Day	Early Voting	Ballot By Mail	Provision al Ballots	Limited Ballots
For	98	30.34%	<div><div></div></div>	35	49	14	0	0
Against	225	69.66%	<div><div></div></div>	97	100	28	0	0
Total Votes Cast	323	100.00%	<div><div></div></div>	132	149	42	0	0
Overvotes	0			0	0	0	0	0
Undervotes	15			6	9	0	0	0
Contest Totals	338			138	158	42	0	0

Proposition B City of Dallas

Vote For 1

	TOTAL	VOTE %		Election Day	Early Voting	Ballot By Mail	Provision al Ballots	Limited Ballots
For	93	28.62%	<div><div></div></div>	37	46	10	0	0
Against	232	71.38%	<div><div></div></div>	98	102	32	0	0
Total Votes Cast	325	100.00%	<div><div></div></div>	135	148	42	0	0
Overvotes	0			0	0	0	0	0
Undervotes	13			3	10	0	0	0
Contest Totals	338			138	158	42	0	0

Trustee, Place 1 Plano

Vote For 1

	TOTAL	VOTE %		Election Day	Early Voting	Ballot By Mail	Provision al Ballots	Limited Ballots
Lauren Tyra	181	70.16%	<div><div></div></div>	71	89	21	0	0
Shafik Ben Guesmia	16	6.20%	<div><div></div></div>	7	3	6	0	0
Semida Voicu	61	23.64%	<div><div></div></div>	33	22	6	0	0
Total Votes Cast	258	100.00%	<div><div></div></div>	111	114	33	0	0
Overvotes	0			0	0	0	0	0
Undervotes	80			27	44	9	0	0
Contest Totals	338			138	158	42	0	0

Summary Results Report
May 1st, 2021 City/School General and Special
Elections
May 1st, 2021

Final Results
SOVC
Collin County

142

Trustee, Place 2 Plano

Vote For 1

	TOTAL	VOTE %		Election Day	Early Voting	Ballot By Mail	Provision al Ballots	Limited Ballots
Dayna Oscherwitz	120	45.80%	<div><div></div></div>	43	60	17	0	0
Ajikwaga Felli	12	4.58%	<div><div></div></div>	3	5	4	0	0
Angela Powell	130	49.62%	<div><div></div></div>	64	54	12	0	0
Total Votes Cast	262	100.00%	<div><div></div></div>	110	119	33	0	0
Overvotes	0			0	0	0	0	0
Undervotes	76			28	39	9	0	0
Contest Totals	338			138	158	42	0	0

Trustee, Place 3 Plano

Vote For 1

	TOTAL	VOTE %		Election Day	Early Voting	Ballot By Mail	Provision al Ballots	Limited Ballots
Nancy C. Humphrey	155	66.24%	<div><div></div></div>	60	74	21	0	0
Lynn Walling	79	33.76%	<div><div></div></div>	41	29	9	0	0
Total Votes Cast	234	100.00%	<div><div></div></div>	101	103	30	0	0
Overvotes	0			0	0	0	0	0
Undervotes	104			37	55	12	0	0
Contest Totals	338			138	158	42	0	0

Trustee, Place 6 Plano

Vote For 1

	TOTAL	VOTE %		Election Day	Early Voting	Ballot By Mail	Provision al Ballots	Limited Ballots
Marilyn Loughray	86	35.98%	<div><div></div></div>	41	37	8	0	0
Jeri Chambers	153	64.02%	<div><div></div></div>	62	66	25	0	0
Total Votes Cast	239	100.00%	<div><div></div></div>	103	103	33	0	0
Overvotes	0			0	0	0	0	0
Undervotes	99			35	55	9	0	0
Contest Totals	338			138	158	42	0	0

Trustee, Place 7 Collin County Community College

Vote For 1

	TOTAL	VOTE %		Election Day	Early Voting	Ballot By Mail	Provision al Ballots	Limited Ballots
Jim Orr	113	45.02%	<div><div></div></div>	49	52	12	0	0
Helen Chang	138	54.98%	<div><div></div></div>	60	56	22	0	0
Total Votes Cast	251	100.00%	<div><div></div></div>	109	108	34	0	0
Overvotes	0			0	0	0	0	0
Undervotes	87			29	50	8	0	0
Contest Totals	338			138	158	42	0	0

Summary Results Report
May 1st, 2021 City/School General and Special
Elections
May 1st, 2021

Final Results
SOVC
Collin County

142

Trustee, Place 8 Collin County Community College

Vote For 1

	TOTAL	VOTE %		Election Day	Early Voting	Ballot By Mail	Provision al Ballots	Limited Ballots
Misty Irby	132	53.01%	<div><div></div></div>	54	54	24	0	0
Bob Collins	117	46.99%	<div><div></div></div>	55	52	10	0	0
Total Votes Cast	249	100.00%	<div><div></div></div>	109	106	34	0	0
Overvotes	0			0	0	0	0	0
Undervotes	89			29	52	8	0	0
Contest Totals	338			138	158	42	0	0

Trustee, Place 9 Collin County Community College

Vote For 1

	TOTAL	VOTE %		Election Day	Early Voting	Ballot By Mail	Provision al Ballots	Limited Ballots
Andy Hardin	146	60.83%	<div><div></div></div>	62	60	24	0	0
Jacoby Stewart Sr.	94	39.17%	<div><div></div></div>	44	42	8	0	0
Total Votes Cast	240	100.00%	<div><div></div></div>	106	102	32	0	0
Overvotes	0			0	0	0	0	0
Undervotes	98			32	56	10	0	0
Contest Totals	338			138	158	42	0	0

Summary Results Report
May 1st, 2021 City/School General and Special
Elections
May 1st, 2021

Final Results
SOVC
Collin County

143

Statistics

	TOTAL	Election Day	Early Voting	Ballot By Mail	Provisional Ballots	Limited Ballots
Registered Voters - Total	2,066					
Ballots Cast - Total	486	151	310	22	3	0
Voter Turnout - Total	23.52%					

City Council, Place 1 Carrollton

Vote For 1

	TOTAL	VOTE %		Election Day	Early Voting	Ballot By Mail	Provisional Ballots	Limited Ballots
Sem Habtemariam	0	0.00%	<div></div>	0	0	0	0	0
Sammy Isaiah	1	12.50%	<div></div>	0	1	0	0	0
Steve Babick	7	87.50%	<div></div>	5	2	0	0	0
Total Votes Cast	8	100.00%	<div></div>	5	3	0	0	0
Overvotes	0			0	0	0	0	0
Undervotes	2			1	1	0	0	0
Contest Totals	10			6	4	0	0	0

City Council, Place 3 Carrollton

Vote For 1

	TOTAL	VOTE %		Election Day	Early Voting	Ballot By Mail	Provisional Ballots	Limited Ballots
Pat Cochran	7	100.00%	<div></div>	4	3	0	0	0
Total Votes Cast	7	100.00%	<div></div>	4	3	0	0	0
Overvotes	0			0	0	0	0	0
Undervotes	3			2	1	0	0	0
Contest Totals	10			6	4	0	0	0

City Council, Place 5 Carrollton

Vote For 1

	TOTAL	VOTE %		Election Day	Early Voting	Ballot By Mail	Provisional Ballots	Limited Ballots
Nancy Cline	2	25.00%	<div></div>	1	1	0	0	0
Annette W. Reese	2	25.00%	<div></div>	2	0	0	0	0
Shani Dellimore Barrax	4	50.00%	<div></div>	2	2	0	0	0
Total Votes Cast	8	100.00%	<div></div>	5	3	0	0	0
Overvotes	0			0	0	0	0	0
Undervotes	2			1	1	0	0	0
Contest Totals	10			6	4	0	0	0

City Council, Place 7 Carrollton

Vote For 1

	TOTAL	VOTE %		Election Day	Early Voting	Ballot By Mail	Provisional Ballots	Limited Ballots
H.A. "Rusty" Pendleton	3	37.50%	<div></div>	1	2	0	0	0
Jim Doyle	1	12.50%	<div></div>	1	0	0	0	0
D. Michelle Ocker	4	50.00%	<div></div>	3	1	0	0	0
Total Votes Cast	8	100.00%	<div></div>	5	3	0	0	0
Overvotes	0			0	0	0	0	0
Undervotes	2			1	1	0	0	0
Contest Totals	10			6	4	0	0	0

Summary Results Report
May 1st, 2021 City/School General and Special
Elections
May 1st, 2021

Final Results
SOVC
Collin County

143

Proposition A City of Carrollton

Vote For 1

	TOTAL	VOTE %		Election Day	Early Voting	Ballot By Mail	Provision al Ballots	Limited Ballots
For	6	66.67%	<div><div></div></div>	3	3	0	0	0
Against	3	33.33%	<div><div></div></div>	2	1	0	0	0
Total Votes Cast	9	100.00%	<div><div></div></div>	5	4	0	0	0
Overvotes	0			0	0	0	0	0
Undervotes	1			1	0	0	0	0
Contest Totals	10			6	4	0	0	0

Proposition B City of Carrollton

Vote For 1

	TOTAL	VOTE %		Election Day	Early Voting	Ballot By Mail	Provision al Ballots	Limited Ballots
For	5	55.56%	<div><div></div></div>	3	2	0	0	0
Against	4	44.44%	<div><div></div></div>	2	2	0	0	0
Total Votes Cast	9	100.00%	<div><div></div></div>	5	4	0	0	0
Overvotes	0			0	0	0	0	0
Undervotes	1			1	0	0	0	0
Contest Totals	10			6	4	0	0	0

Proposition C City of Carrollton

Vote For 1

	TOTAL	VOTE %		Election Day	Early Voting	Ballot By Mail	Provision al Ballots	Limited Ballots
For	6	66.67%	<div><div></div></div>	3	3	0	0	0
Against	3	33.33%	<div><div></div></div>	2	1	0	0	0
Total Votes Cast	9	100.00%	<div><div></div></div>	5	4	0	0	0
Overvotes	0			0	0	0	0	0
Undervotes	1			1	0	0	0	0
Contest Totals	10			6	4	0	0	0

Proposition D City of Carrollton

Vote For 1

	TOTAL	VOTE %		Election Day	Early Voting	Ballot By Mail	Provision al Ballots	Limited Ballots
For	5	55.56%	<div><div></div></div>	2	3	0	0	0
Against	4	44.44%	<div><div></div></div>	3	1	0	0	0
Total Votes Cast	9	100.00%	<div><div></div></div>	5	4	0	0	0
Overvotes	0			0	0	0	0	0
Undervotes	1			1	0	0	0	0
Contest Totals	10			6	4	0	0	0

Summary Results Report
May 1st, 2021 City/School General and Special
Elections
May 1st, 2021

Final Results
SOVC
Collin County

143

Proposition E City of Carrollton

Vote For 1

	TOTAL	VOTE %		Election Day	Early Voting	Ballot By Mail	Provision al Ballots	Limited Ballots
For	7	77.78%	<div><div></div></div>	4	3	0	0	0
Against	2	22.22%	<div><div></div></div>	1	1	0	0	0
Total Votes Cast	9	100.00%	<div><div></div></div>	5	4	0	0	0
Overvotes	0			0	0	0	0	0
Undervotes	1			1	0	0	0	0
Contest Totals	10			6	4	0	0	0

Proposition F City of Carrollton

Vote For 1

	TOTAL	VOTE %		Election Day	Early Voting	Ballot By Mail	Provision al Ballots	Limited Ballots
For	8	88.89%	<div><div></div></div>	5	3	0	0	0
Against	1	11.11%	<div><div></div></div>	0	1	0	0	0
Total Votes Cast	9	100.00%	<div><div></div></div>	5	4	0	0	0
Overvotes	0			0	0	0	0	0
Undervotes	1			1	0	0	0	0
Contest Totals	10			6	4	0	0	0

Proposition G City of Carrollton

Vote For 1

	TOTAL	VOTE %		Election Day	Early Voting	Ballot By Mail	Provision al Ballots	Limited Ballots
For	7	77.78%	<div><div></div></div>	4	3	0	0	0
Against	2	22.22%	<div><div></div></div>	1	1	0	0	0
Total Votes Cast	9	100.00%	<div><div></div></div>	5	4	0	0	0
Overvotes	0			0	0	0	0	0
Undervotes	1			1	0	0	0	0
Contest Totals	10			6	4	0	0	0

Proposition H City of Carrollton

Vote For 1

	TOTAL	VOTE %		Election Day	Early Voting	Ballot By Mail	Provision al Ballots	Limited Ballots
For	7	77.78%	<div><div></div></div>	5	2	0	0	0
Against	2	22.22%	<div><div></div></div>	0	2	0	0	0
Total Votes Cast	9	100.00%	<div><div></div></div>	5	4	0	0	0
Overvotes	0			0	0	0	0	0
Undervotes	1			1	0	0	0	0
Contest Totals	10			6	4	0	0	0

Summary Results Report
May 1st, 2021 City/School General and Special
Elections
May 1st, 2021

Final Results
SOVC
Collin County

143

Proposition I City of Carrollton

Vote For 1

	TOTAL	VOTE %		Election Day	Early Voting	Ballot By Mail	Provision al Ballots	Limited Ballots
For	6	66.67%	<div><div></div></div>	3	3	0	0	0
Against	3	33.33%	<div><div></div></div>	2	1	0	0	0
Total Votes Cast	9	100.00%	<div><div></div></div>	5	4	0	0	0
Overvotes	0			0	0	0	0	0
Undervotes	1			1	0	0	0	0
Contest Totals	10			6	4	0	0	0

Proposition J City of Carrollton

Vote For 1

	TOTAL	VOTE %		Election Day	Early Voting	Ballot By Mail	Provision al Ballots	Limited Ballots
For	8	88.89%	<div><div></div></div>	5	3	0	0	0
Against	1	11.11%	<div><div></div></div>	0	1	0	0	0
Total Votes Cast	9	100.00%	<div><div></div></div>	5	4	0	0	0
Overvotes	0			0	0	0	0	0
Undervotes	1			1	0	0	0	0
Contest Totals	10			6	4	0	0	0

Proposition K City of Carrollton

Vote For 1

	TOTAL	VOTE %		Election Day	Early Voting	Ballot By Mail	Provision al Ballots	Limited Ballots
For	9	100.00%	<div><div></div></div>	5	4	0	0	0
Against	0	0.00%	<div><div></div></div>	0	0	0	0	0
Total Votes Cast	9	100.00%	<div><div></div></div>	5	4	0	0	0
Overvotes	0			0	0	0	0	0
Undervotes	1			1	0	0	0	0
Contest Totals	10			6	4	0	0	0

Proposition L City of Carrollton

Vote For 1

	TOTAL	VOTE %		Election Day	Early Voting	Ballot By Mail	Provision al Ballots	Limited Ballots
For	6	66.67%	<div><div></div></div>	4	2	0	0	0
Against	3	33.33%	<div><div></div></div>	1	2	0	0	0
Total Votes Cast	9	100.00%	<div><div></div></div>	5	4	0	0	0
Overvotes	0			0	0	0	0	0
Undervotes	1			1	0	0	0	0
Contest Totals	10			6	4	0	0	0

Summary Results Report
May 1st, 2021 City/School General and Special
Elections
May 1st, 2021

Final Results
SOVC
Collin County

143

Councilmember, Place No.2 Plano

Vote For 1

	TOTAL	VOTE %		Election Day	Early Voting	Ballot By Mail	Provision al Ballots	Limited Ballots
Anthony Ricciardelli	262	59.01%	<div><div></div></div>	89	157	14	2	0
Steve Lavine	182	40.99%	<div><div></div></div>	48	128	6	0	0
Total Votes Cast	444	100.00%	<div><div></div></div>	137	285	20	2	0
Overvotes	0			0	0	0	0	0
Undervotes	29			7	19	2	1	0
Contest Totals	473			144	304	22	3	0

Councilmember, Place No.4 Plano

Vote For 1

	TOTAL	VOTE %		Election Day	Early Voting	Ballot By Mail	Provision al Ballots	Limited Ballots
Vidal Quintanilla	20	4.66%	<div><div></div></div>	5	12	3	0	0
Justin Adcock	199	46.39%	<div><div></div></div>	60	128	9	2	0
Kayci Prince	187	43.59%	<div><div></div></div>	53	127	7	0	0
Nassat Parveen	23	5.36%	<div><div></div></div>	13	10	0	0	0
Total Votes Cast	429	100.00%	<div><div></div></div>	131	277	19	2	0
Overvotes	0			0	0	0	0	0
Undervotes	44			13	27	3	1	0
Contest Totals	473			144	304	22	3	0

Councilmember, Place No.6 (Mayor)

Vote For 1

	TOTAL	VOTE %		Election Day	Early Voting	Ballot By Mail	Provision al Ballots	Limited Ballots
Lydia Ortega	11	2.35%	<div><div></div></div>	6	5	0	0	0
Lily Bao	226	48.29%	<div><div></div></div>	71	140	13	2	0
John Muns	231	49.36%	<div><div></div></div>	65	156	9	1	0
Total Votes Cast	468	100.00%	<div><div></div></div>	142	301	22	3	0
Overvotes	0			0	0	0	0	0
Undervotes	5			2	3	0	0	0
Contest Totals	473			144	304	22	3	0

Councilmember, Place No.8 Plano

Vote For 1

	TOTAL	VOTE %		Election Day	Early Voting	Ballot By Mail	Provision al Ballots	Limited Ballots
Elisa Klein	181	42.49%	<div><div></div></div>	48	126	7	0	0
Rick Smith	245	57.51%	<div><div></div></div>	79	152	12	2	0
Total Votes Cast	426	100.00%	<div><div></div></div>	127	278	19	2	0
Overvotes	0			0	0	0	0	0
Undervotes	47			17	26	3	1	0
Contest Totals	473			144	304	22	3	0







Summary Results Report
May 1st, 2021 City/School General and Special
Elections
May 1st, 2021

Final Results
SOVC
Collin County

143




Councilmember, Place No.7 Plano

Vote For 1

	TOTAL	VOTE %	Election Day	Early Voting	Ballot By Mail	Provisional Ballots	Limited Ballots
David M. Smith	40	9.35% 	8	31	1	0	0
Julie Holmer	156	36.45% 	42	108	6	0	0
Sandeep Srivastava	54	12.62% 	12	39	3	0	0
Chris Robertson	143	33.41% 	54	80	7	2	0
Bill Lisle III	35	8.18% 	11	20	4	0	0
Total Votes Cast	428	100.00% 	127	278	21	2	0
Overvotes	0		0	0	0	0	0
Undervotes	45		17	26	1	1	0
Contest Totals	473		144	304	22	3	0




Proposition A City of Plano

Vote For 1

	TOTAL	VOTE %	Election Day	Early Voting	Ballot By Mail	Provisional Ballots	Limited Ballots
For	361	80.94% 	106	235	18	2	0
Against	85	19.06% 	28	54	3	0	0
Total Votes Cast	446	100.00% 	134	289	21	2	0
Overvotes	0		0	0	0	0	0
Undervotes	27		10	15	1	1	0
Contest Totals	473		144	304	22	3	0




Proposition B City of Plano

Vote For 1

	TOTAL	VOTE %	Election Day	Early Voting	Ballot By Mail	Provisional Ballots	Limited Ballots
For	325	72.71% 	95	216	13	1	0
Against	122	27.29% 	39	74	8	1	0
Total Votes Cast	447	100.00% 	134	290	21	2	0
Overvotes	0		0	0	0	0	0
Undervotes	26		10	14	1	1	0
Contest Totals	473		144	304	22	3	0

Proposition C City of Plano

Vote For 1

	TOTAL	VOTE %	Election Day	Early Voting	Ballot By Mail	Provisional Ballots	Limited Ballots
For	284	64.25% 	84	186	13	1	0
Against	158	35.75% 	51	98	8	1	0
Total Votes Cast	442	100.00% 	135	284	21	2	0
Overvotes	0		0	0	0	0	0
Undervotes	31		9	20	1	1	0
Contest Totals	473		144	304	22	3	0

Summary Results Report
May 1st, 2021 City/School General and Special
Elections
May 1st, 2021

Final Results
SOVC
Collin County

143

Proposition D City of Plano

Vote For 1

	TOTAL	VOTE %		Election Day	Early Voting	Ballot By Mail	Provision al Ballots	Limited Ballots
For	331	75.57%	<div><div></div></div>	101	211	18	1	0
Against	107	24.43%	<div><div></div></div>	33	70	3	1	0
Total Votes Cast	438	100.00%	<div><div></div></div>	134	281	21	2	0
Overvotes	0			0	0	0	0	0
Undervotes	35			10	23	1	1	0
Contest Totals	473			144	304	22	3	0

Proposition E City of Plano

Vote For 1

	TOTAL	VOTE %		Election Day	Early Voting	Ballot By Mail	Provision al Ballots	Limited Ballots
For	267	61.38%	<div><div></div></div>	78	174	14	1	0
Against	168	38.62%	<div><div></div></div>	52	108	7	1	0
Total Votes Cast	435	100.00%	<div><div></div></div>	130	282	21	2	0
Overvotes	0			0	0	0	0	0
Undervotes	38			14	22	1	1	0
Contest Totals	473			144	304	22	3	0

Proposition F City of Plano

Vote For 1

	TOTAL	VOTE %		Election Day	Early Voting	Ballot By Mail	Provision al Ballots	Limited Ballots
For	329	74.94%	<div><div></div></div>	104	210	14	1	0
Against	110	25.06%	<div><div></div></div>	30	72	7	1	0
Total Votes Cast	439	100.00%	<div><div></div></div>	134	282	21	2	0
Overvotes	0			0	0	0	0	0
Undervotes	34			10	22	1	1	0
Contest Totals	473			144	304	22	3	0

Trustee, Place 1 Plano

Vote For 1

	TOTAL	VOTE %		Election Day	Early Voting	Ballot By Mail	Provision al Ballots	Limited Ballots
Lauren Tyra	237	58.52%	<div><div></div></div>	70	159	8	0	0
Shafik Ben Guesmia	13	3.21%	<div><div></div></div>	6	7	0	0	0
Semida Voicu	155	38.27%	<div><div></div></div>	51	95	7	2	0
Total Votes Cast	405	100.00%	<div><div></div></div>	127	261	15	2	0
Overvotes	0			0	0	0	0	0
Undervotes	81			24	49	7	1	0
Contest Totals	486			151	310	22	3	0

Summary Results Report
May 1st, 2021 City/School General and Special
Elections
May 1st, 2021

Final Results
SOVC
Collin County

143

Trustee, Place 2 Plano

Vote For 1

	TOTAL	VOTE %		Election Day	Early Voting	Ballot By Mail	Provision al Ballots	Limited Ballots
Dayna Oscherwitz	179	43.98%	<div><div></div></div>	44	129	6	0	0
Ajikwaga Felli	17	4.18%	<div><div></div></div>	9	8	0	0	0
Angela Powell	211	51.84%	<div><div></div></div>	71	128	10	2	0
Total Votes Cast	407	100.00%	<div><div></div></div>	124	265	16	2	0
Overvotes	0			0	0	0	0	0
Undervotes	79			27	45	6	1	0
Contest Totals	486			151	310	22	3	0

Trustee, Place 3 Plano

Vote For 1

	TOTAL	VOTE %		Election Day	Early Voting	Ballot By Mail	Provision al Ballots	Limited Ballots
Nancy C. Humphrey	244	61.31%	<div><div></div></div>	72	160	12	0	0
Lynn Walling	154	38.69%	<div><div></div></div>	50	98	4	2	0
Total Votes Cast	398	100.00%	<div><div></div></div>	122	258	16	2	0
Overvotes	0			0	0	0	0	0
Undervotes	88			29	52	6	1	0
Contest Totals	486			151	310	22	3	0

Trustee, Place 6 Plano

Vote For 1

	TOTAL	VOTE %		Election Day	Early Voting	Ballot By Mail	Provision al Ballots	Limited Ballots
Marilyn Loughray	185	45.45%	<div><div></div></div>	70	106	7	2	0
Jeri Chambers	222	54.55%	<div><div></div></div>	56	157	9	0	0
Total Votes Cast	407	100.00%	<div><div></div></div>	126	263	16	2	0
Overvotes	0			0	0	0	0	0
Undervotes	79			25	47	6	1	0
Contest Totals	486			151	310	22	3	0

Trustee, Place 7 Collin County Community College

Vote For 1

	TOTAL	VOTE %		Election Day	Early Voting	Ballot By Mail	Provision al Ballots	Limited Ballots
Jim Orr	228	58.76%	<div><div></div></div>	75	138	13	2	0
Helen Chang	160	41.24%	<div><div></div></div>	48	109	3	0	0
Total Votes Cast	388	100.00%	<div><div></div></div>	123	247	16	2	0
Overvotes	0			0	0	0	0	0
Undervotes	98			28	63	6	1	0
Contest Totals	486			151	310	22	3	0

Summary Results Report
May 1st, 2021 City/School General and Special
Elections
May 1st, 2021

Final Results
SOVC
Collin County

143

Trustee, Place 8 Collin County Community College

Vote For 1

	TOTAL	VOTE %		Election Day	Early Voting	Ballot By Mail	Provision al Ballots	Limited Ballots
Misty Irby	164	43.04%	<div><div></div></div>	48	113	3	0	0
Bob Collins	217	56.96%	<div><div></div></div>	74	128	13	2	0
Total Votes Cast	381	100.00%	<div><div></div></div>	122	241	16	2	0
Overvotes	0			0	0	0	0	0
Undervotes	105			29	69	6	1	0
Contest Totals	486			151	310	22	3	0

Trustee, Place 9 Collin County Community College

Vote For 1

	TOTAL	VOTE %		Election Day	Early Voting	Ballot By Mail	Provision al Ballots	Limited Ballots
Andy Hardin	237	63.54%	<div><div></div></div>	75	148	12	2	0
Jacoby Stewart Sr.	136	36.46%	<div><div></div></div>	45	88	3	0	0
Total Votes Cast	373	100.00%	<div><div></div></div>	120	236	15	2	0
Overvotes	0			0	0	0	0	0
Undervotes	113			31	74	7	1	0
Contest Totals	486			151	310	22	3	0

Summary Results Report
May 1st, 2021 City/School General and Special
Elections
May 1st, 2021

Final Results
SOVC
Collin County

144

Statistics

	TOTAL	Election Day	Early Voting	Ballot By Mail	Provision al Ballots	Limited Ballots
Registered Voters - Total	2,771					
Ballots Cast - Total	150	58	92	0	0	0
Voter Turnout - Total	5.41%					

Councilmember, Place No. 1 Sachse

Vote For 1

	TOTAL	VOTE %		Election Day	Early Voting	Ballot By Mail	Provision al Ballots	Limited Ballots
Brett Franks	0	0.00%		0	0	0	0	0
Akinsuroju Raymond Taiwo	1	100.00%		1	0	0	0	0
Total Votes Cast	1	100.00%		1	0	0	0	0
Overvotes	0			0	0	0	0	0
Undervotes	0			0	0	0	0	0
Contest Totals	1			1	0	0	0	0

Councilmember, Place No. 2 Sachse

Vote For 1

	TOTAL	VOTE %		Election Day	Early Voting	Ballot By Mail	Provision al Ballots	Limited Ballots
Michelle Howarth	0			0	0	0	0	0
Total Votes Cast	0			0	0	0	0	0
Overvotes	0			0	0	0	0	0
Undervotes	1			1	0	0	0	0
Contest Totals	1			1	0	0	0	0

Proposition A City of Sachse

Vote For 1

	TOTAL	VOTE %		Election Day	Early Voting	Ballot By Mail	Provision al Ballots	Limited Ballots
For	1	100.00%		1	0	0	0	0
Against	0	0.00%		0	0	0	0	0
Total Votes Cast	1	100.00%		1	0	0	0	0
Overvotes	0			0	0	0	0	0
Undervotes	0			0	0	0	0	0
Contest Totals	1			1	0	0	0	0

Trustee, Place 1 Plano

Vote For 1

	TOTAL	VOTE %		Election Day	Early Voting	Ballot By Mail	Provision al Ballots	Limited Ballots
Lauren Tyra	54	48.65%		16	38	0	0	0
Shafik Ben Guesmia	2	1.80%		1	1	0	0	0
Semida Voicu	55	49.55%		21	34	0	0	0
Total Votes Cast	111	100.00%		38	73	0	0	0
Overvotes	0			0	0	0	0	0
Undervotes	5			3	2	0	0	0
Contest Totals	116			41	75	0	0	0

Summary Results Report
May 1st, 2021 City/School General and Special
Elections
May 1st, 2021

Final Results
SOVC
Collin County

144

Trustee, Place 2 Plano

Vote For 1

	TOTAL	VOTE %		Election Day	Early Voting	Ballot By Mail	Provision al Ballots	Limited Ballots
Dayna Oscherwitz	33	29.73%	<div><div></div></div>	8	25	0	0	0
Ajikwaga Felli	5	4.50%	<div><div></div></div>	3	2	0	0	0
Angela Powell	73	65.77%	<div><div></div></div>	27	46	0	0	0
Total Votes Cast	111	100.00%	<div><div></div></div>	38	73	0	0	0
Overvotes	0			0	0	0	0	0
Undervotes	5			3	2	0	0	0
Contest Totals	116			41	75	0	0	0

Trustee, Place 3 Plano

Vote For 1

	TOTAL	VOTE %		Election Day	Early Voting	Ballot By Mail	Provision al Ballots	Limited Ballots
Nancy C. Humphrey	54	48.21%	<div><div></div></div>	18	36	0	0	0
Lynn Walling	58	51.79%	<div><div></div></div>	20	38	0	0	0
Total Votes Cast	112	100.00%	<div><div></div></div>	38	74	0	0	0
Overvotes	0			0	0	0	0	0
Undervotes	4			3	1	0	0	0
Contest Totals	116			41	75	0	0	0

Trustee, Place 6 Plano

Vote For 1

	TOTAL	VOTE %		Election Day	Early Voting	Ballot By Mail	Provision al Ballots	Limited Ballots
Marilyn Loughray	63	56.25%	<div><div></div></div>	20	43	0	0	0
Jeri Chambers	49	43.75%	<div><div></div></div>	18	31	0	0	0
Total Votes Cast	112	100.00%	<div><div></div></div>	38	74	0	0	0
Overvotes	0			0	0	0	0	0
Undervotes	4			3	1	0	0	0
Contest Totals	116			41	75	0	0	0

Trustee, Place 7 Collin County Community College

Vote For 1

	TOTAL	VOTE %		Election Day	Early Voting	Ballot By Mail	Provision al Ballots	Limited Ballots
Jim Orr	90	61.64%	<div><div></div></div>	36	54	0	0	0
Helen Chang	56	38.36%	<div><div></div></div>	19	37	0	0	0
Total Votes Cast	146	100.00%	<div><div></div></div>	55	91	0	0	0
Overvotes	0			0	0	0	0	0
Undervotes	4			3	1	0	0	0
Contest Totals	150			58	92	0	0	0

Summary Results Report
May 1st, 2021 City/School General and Special
Elections
May 1st, 2021

Final Results
SOVC
Collin County

144

Trustee, Place 8 Collin County Community College

Vote For 1

	TOTAL	VOTE %		Election Day	Early Voting	Ballot By Mail	Provision al Ballots	Limited Ballots
Misty Irby	59	40.14%	<div><div></div></div>	20	39	0	0	0
Bob Collins	88	59.86%	<div><div></div></div>	36	52	0	0	0
Total Votes Cast	147	100.00%	<div><div></div></div>	56	91	0	0	0
Overvotes	0			0	0	0	0	0
Undervotes	3			2	1	0	0	0
Contest Totals	150			58	92	0	0	0

Trustee, Place 9 Collin County Community College

Vote For 1

	TOTAL	VOTE %		Election Day	Early Voting	Ballot By Mail	Provision al Ballots	Limited Ballots
Andy Hardin	98	66.67%	<div><div></div></div>	39	59	0	0	0
Jacoby Stewart Sr.	49	33.33%	<div><div></div></div>	17	32	0	0	0
Total Votes Cast	147	100.00%	<div><div></div></div>	56	91	0	0	0
Overvotes	0			0	0	0	0	0
Undervotes	3			2	1	0	0	0
Contest Totals	150			58	92	0	0	0

Summary Results Report
May 1st, 2021 City/School General and Special
Elections
May 1st, 2021

Final Results
SOVC
Collin County

145

Statistics

	TOTAL	Election Day	Early Voting	Ballot By Mail	Provisional Ballots	Limited Ballots
Registered Voters - Total	1,612					
Ballots Cast - Total	224	63	149	12	0	0
Voter Turnout - Total	13.90%					

Councilmember, Place No. 1 Allen

Vote For 1

	TOTAL	VOTE %		Election Day	Early Voting	Ballot By Mail	Provisional Ballots	Limited Ballots
Christopher Gaspard	5	2.50%	<div><div></div></div>	2	1	2	0	0
Malcom J. Wilkinson	8	4.00%	<div><div></div></div>	1	6	1	0	0
Daren Meis	73	36.50%	<div><div></div></div>	19	54	0	0	0
Nathan Polsky	10	5.00%	<div><div></div></div>	4	6	0	0	0
Andre Hines	8	4.00%	<div><div></div></div>	1	6	1	0	0
Dwight Burns	96	48.00%	<div><div></div></div>	28	64	4	0	0
Total Votes Cast	200	100.00%	<div><div></div></div>	55	137	8	0	0
Overvotes	0			0	0	0	0	0
Undervotes	24			8	12	4	0	0
Contest Totals	224			63	149	12	0	0

Councilmember, Place No. 3 Allen

Vote For 1

	TOTAL	VOTE %		Election Day	Early Voting	Ballot By Mail	Provisional Ballots	Limited Ballots
Joseph Jackson	4	1.90%	<div><div></div></div>	2	2	0	0	0
Joey Herald	43	20.38%	<div><div></div></div>	13	30	0	0	0
Lauren Doherty	103	48.82%	<div><div></div></div>	25	70	8	0	0
Dave Cornette	57	27.01%	<div><div></div></div>	18	38	1	0	0
Kenneth Wineburg, Jr.	4	1.90%	<div><div></div></div>	2	2	0	0	0
Total Votes Cast	211	100.00%	<div><div></div></div>	60	142	9	0	0
Overvotes	0			0	0	0	0	0
Undervotes	13			3	7	3	0	0
Contest Totals	224			63	149	12	0	0

Councilmember, Place No. 5 Allen

Vote For 1

	TOTAL	VOTE %		Election Day	Early Voting	Ballot By Mail	Provisional Ballots	Limited Ballots
Diane Martin	17	8.81%	<div><div></div></div>	3	11	3	0	0
Dave Shafer	66	34.20%	<div><div></div></div>	15	51	0	0	0
Philip Brewer	103	53.37%	<div><div></div></div>	30	67	6	0	0
Edson Mureeba	7	3.63%	<div><div></div></div>	3	4	0	0	0
Total Votes Cast	193	100.00%	<div><div></div></div>	51	133	9	0	0
Overvotes	0			0	0	0	0	0
Undervotes	31			12	16	3	0	0
Contest Totals	224			63	149	12	0	0

Summary Results Report
May 1st, 2021 City/School General and Special
Elections
May 1st, 2021

Final Results
SOVC
Collin County

145

School District Board of Trustees, Place 1 Allen

Vote For 1

	TOTAL	VOTE %		Election Day	Early Voting	Ballot By Mail	Provision al Ballots	Limited Ballots
Jorge J. Torres	53	28.49%	<div><div></div></div>	15	35	3	0	0
Sarah Mitchell	133	71.51%	<div><div></div></div>	33	94	6	0	0
Total Votes Cast	186	100.00%	<div><div></div></div>	48	129	9	0	0
Overvotes	0			0	0	0	0	0
Undervotes	38			15	20	3	0	0
Contest Totals	224			63	149	12	0	0

School District Board of Trustees, Place 2 Allen

Vote For 1

	TOTAL	VOTE %		Election Day	Early Voting	Ballot By Mail	Provision al Ballots	Limited Ballots
David W. Noll	103	57.54%	<div><div></div></div>	25	71	7	0	0
Stacey Greer	76	42.46%	<div><div></div></div>	23	51	2	0	0
Total Votes Cast	179	100.00%	<div><div></div></div>	48	122	9	0	0
Overvotes	0			0	0	0	0	0
Undervotes	45			15	27	3	0	0
Contest Totals	224			63	149	12	0	0

School District Board of Trustees, Place 3 Allen

Vote For 1

	TOTAL	VOTE %		Election Day	Early Voting	Ballot By Mail	Provision al Ballots	Limited Ballots
Kevin Cameron	146	80.22%	<div><div></div></div>	36	100	10	0	0
Deepak Kaithakkapuzha	36	19.78%	<div><div></div></div>	11	25	0	0	0
Total Votes Cast	182	100.00%	<div><div></div></div>	47	125	10	0	0
Overvotes	0			0	0	0	0	0
Undervotes	42			16	24	2	0	0
Contest Totals	224			63	149	12	0	0

Proposition A Allen ISD

Vote For 1

	TOTAL	VOTE %		Election Day	Early Voting	Ballot By Mail	Provision al Ballots	Limited Ballots
For	185	84.86%	<div><div></div></div>	47	130	8	0	0
Against	33	15.14%	<div><div></div></div>	15	16	2	0	0
Total Votes Cast	218	100.00%	<div><div></div></div>	62	146	10	0	0
Overvotes	0			0	0	0	0	0
Undervotes	6			1	3	2	0	0
Contest Totals	224			63	149	12	0	0

Summary Results Report
May 1st, 2021 City/School General and Special
Elections
May 1st, 2021

Final Results
SOVC
Collin County

145

Trustee, Place 7 Collin County Community College

Vote For 1

	TOTAL	VOTE %		Election Day	Early Voting	Ballot By Mail	Provision al Ballots	Limited Ballots
Jim Orr	95	50.00%	<div><div></div></div>	29	63	3	0	0
Helen Chang	95	50.00%	<div><div></div></div>	23	64	8	0	0
Total Votes Cast	190	100.00%	<div><div></div></div>	52	127	11	0	0
Overvotes	0			0	0	0	0	0
Undervotes	34			11	22	1	0	0
Contest Totals	224			63	149	12	0	0

Trustee, Place 8 Collin County Community College

Vote For 1

	TOTAL	VOTE %		Election Day	Early Voting	Ballot By Mail	Provision al Ballots	Limited Ballots
Misty Irby	100	53.76%	<div><div></div></div>	29	65	6	0	0
Bob Collins	86	46.24%	<div><div></div></div>	23	60	3	0	0
Total Votes Cast	186	100.00%	<div><div></div></div>	52	125	9	0	0
Overvotes	0			0	0	0	0	0
Undervotes	38			11	24	3	0	0
Contest Totals	224			63	149	12	0	0

Trustee, Place 9 Collin County Community College

Vote For 1

	TOTAL	VOTE %		Election Day	Early Voting	Ballot By Mail	Provision al Ballots	Limited Ballots
Andy Hardin	116	63.74%	<div><div></div></div>	31	79	6	0	0
Jacoby Stewart Sr.	66	36.26%	<div><div></div></div>	18	46	2	0	0
Total Votes Cast	182	100.00%	<div><div></div></div>	49	125	8	0	0
Overvotes	0			0	0	0	0	0
Undervotes	42			14	24	4	0	0
Contest Totals	224			63	149	12	0	0

Summary Results Report
May 1st, 2021 City/School General and Special
Elections
May 1st, 2021

Final Results
SOVC
Collin County

146

Statistics

	TOTAL	Election Day	Early Voting	Ballot By Mail	Provisional Ballots	Limited Ballots
Registered Voters - Total	4,700					
Ballots Cast - Total	289	124	162	3	0	0
Voter Turnout - Total	6.15%					

City Council, Place 1 Frisco

Vote For 1

	TOTAL	VOTE %		Election Day	Early Voting	Ballot By Mail	Provisional Ballots	Limited Ballots
John Keating	164	63.08%	<div><div></div></div>	74	88	2	0	0
JP Schade	96	36.92%	<div><div></div></div>	42	53	1	0	0
Total Votes Cast	260	100.00%	<div><div></div></div>	116	141	3	0	0
Overvotes	0			0	0	0	0	0
Undervotes	29			8	21	0	0	0
Contest Totals	289			124	162	3	0	0

City Council, Place 3 Frisco

Vote For 1

	TOTAL	VOTE %		Election Day	Early Voting	Ballot By Mail	Provisional Ballots	Limited Ballots
Sai Krishna	26	9.03%	<div><div></div></div>	16	10	0	0	0
Angelia Pelham	121	42.01%	<div><div></div></div>	52	68	1	0	0
Jennifer White	78	27.08%	<div><div></div></div>	32	46	0	0	0
Karen Cunningham	63	21.88%	<div><div></div></div>	23	38	2	0	0
Total Votes Cast	288	100.00%	<div><div></div></div>	123	162	3	0	0
Overvotes	0			0	0	0	0	0
Undervotes	1			1	0	0	0	0
Contest Totals	289			124	162	3	0	0

Trustee, Place 6 Frisco

Vote For 1

	TOTAL	VOTE %		Election Day	Early Voting	Ballot By Mail	Provisional Ballots	Limited Ballots
John Classe	173	100.00%	<div><div></div></div>	79	91	3	0	0
Total Votes Cast	173	100.00%	<div><div></div></div>	79	91	3	0	0
Overvotes	0			0	0	0	0	0
Undervotes	116			45	71	0	0	0
Contest Totals	289			124	162	3	0	0

Trustee, Place 7 Frisco

Vote For 1

	TOTAL	VOTE %		Election Day	Early Voting	Ballot By Mail	Provisional Ballots	Limited Ballots
Evelyn Brooks	107	40.38%	<div><div></div></div>	54	52	1	0	0
René Archambault	158	59.62%	<div><div></div></div>	62	94	2	0	0
Total Votes Cast	265	100.00%	<div><div></div></div>	116	146	3	0	0
Overvotes	0			0	0	0	0	0
Undervotes	24			8	16	0	0	0
Contest Totals	289			124	162	3	0	0

Summary Results Report
May 1st, 2021 City/School General and Special
Elections
May 1st, 2021

Final Results
SOVC
Collin County

146

Trustee, Place 7 Collin County Community College

Vote For 1

	TOTAL	VOTE %		Election Day	Early Voting	Ballot By Mail	Provision al Ballots	Limited Ballots
Jim Orr	94	37.90%	<div><div></div></div>	39	55	0	0	0
Helen Chang	154	62.10%	<div><div></div></div>	70	81	3	0	0
Total Votes Cast	248	100.00%	<div><div></div></div>	109	136	3	0	0
Overvotes	0			0	0	0	0	0
Undervotes	41			15	26	0	0	0
Contest Totals	289			124	162	3	0	0

Trustee, Place 8 Collin County Community College

Vote For 1

	TOTAL	VOTE %		Election Day	Early Voting	Ballot By Mail	Provision al Ballots	Limited Ballots
Misty Irby	147	61.25%	<div><div></div></div>	66	78	3	0	0
Bob Collins	93	38.75%	<div><div></div></div>	37	56	0	0	0
Total Votes Cast	240	100.00%	<div><div></div></div>	103	134	3	0	0
Overvotes	0			0	0	0	0	0
Undervotes	49			21	28	0	0	0
Contest Totals	289			124	162	3	0	0

Trustee, Place 9 Collin County Community College

Vote For 1

	TOTAL	VOTE %		Election Day	Early Voting	Ballot By Mail	Provision al Ballots	Limited Ballots
Andy Hardin	131	55.98%	<div><div></div></div>	57	73	1	0	0
Jacoby Stewart Sr.	103	44.02%	<div><div></div></div>	45	56	2	0	0
Total Votes Cast	234	100.00%	<div><div></div></div>	102	129	3	0	0
Overvotes	0			0	0	0	0	0
Undervotes	55			22	33	0	0	0
Contest Totals	289			124	162	3	0	0

Summary Results Report
May 1st, 2021 City/School General and Special
Elections
May 1st, 2021

Final Results
SOVC
Collin County

147

Statistics

	TOTAL	Election Day	Early Voting	Ballot By Mail	Provisional Ballots	Limited Ballots
Registered Voters - Total	2,051					
Ballots Cast - Total	227	66	153	8	0	0
Voter Turnout - Total	11.07%					

Councilmember, Place No. 1 Allen

Vote For 1

	TOTAL	VOTE %		Election Day	Early Voting	Ballot By Mail	Provisional Ballots	Limited Ballots
Christopher Gaspard	5	2.48%	<div><div></div></div>	3	2	0	0	0
Malcom J. Wilkinson	4	1.98%	<div><div></div></div>	2	2	0	0	0
Daren Meis	94	46.53%	<div><div></div></div>	26	68	0	0	0
Nathan Polsky	7	3.47%	<div><div></div></div>	4	2	1	0	0
Andre Hines	3	1.49%	<div><div></div></div>	1	2	0	0	0
Dwight Burns	89	44.06%	<div><div></div></div>	19	64	6	0	0
Total Votes Cast	202	100.00%	<div><div></div></div>	55	140	7	0	0
Overvotes	0			0	0	0	0	0
Undervotes	25			11	13	1	0	0
Contest Totals	227			66	153	8	0	0

Councilmember, Place No. 3 Allen

Vote For 1

	TOTAL	VOTE %		Election Day	Early Voting	Ballot By Mail	Provisional Ballots	Limited Ballots
Joseph Jackson	5	2.36%	<div><div></div></div>	3	2	0	0	0
Joey Herald	29	13.68%	<div><div></div></div>	12	16	1	0	0
Lauren Doherty	93	43.87%	<div><div></div></div>	19	68	6	0	0
Dave Cornette	84	39.62%	<div><div></div></div>	25	59	0	0	0
Kenneth Wineburg, Jr.	1	0.47%	<div><div></div></div>	0	1	0	0	0
Total Votes Cast	212	100.00%	<div><div></div></div>	59	146	7	0	0
Overvotes	0			0	0	0	0	0
Undervotes	15			7	7	1	0	0
Contest Totals	227			66	153	8	0	0

Councilmember, Place No. 5 Allen

Vote For 1

	TOTAL	VOTE %		Election Day	Early Voting	Ballot By Mail	Provisional Ballots	Limited Ballots
Diane Martin	17	8.50%	<div><div></div></div>	5	12	0	0	0
Dave Shafer	89	44.50%	<div><div></div></div>	27	62	0	0	0
Philip Brewer	88	44.00%	<div><div></div></div>	18	63	7	0	0
Edson Mureeba	6	3.00%	<div><div></div></div>	5	1	0	0	0
Total Votes Cast	200	100.00%	<div><div></div></div>	55	138	7	0	0
Overvotes	0			0	0	0	0	0
Undervotes	27			11	15	1	0	0
Contest Totals	227			66	153	8	0	0

Summary Results Report
May 1st, 2021 City/School General and Special
Elections
May 1st, 2021

Final Results
SOVC
Collin County

147

School District Board of Trustees, Place 1 Allen

Vote For 1

	TOTAL	VOTE %		Election Day	Early Voting	Ballot By Mail	Provision al Ballots	Limited Ballots
Jorge J. Torres	38	18.72%	<div><div></div></div>	13	23	2	0	0
Sarah Mitchell	165	81.28%	<div><div></div></div>	41	118	6	0	0
Total Votes Cast	203	100.00%	<div><div></div></div>	54	141	8	0	0
Overvotes	0			0	0	0	0	0
Undervotes	24			12	12	0	0	0
Contest Totals	227			66	153	8	0	0

School District Board of Trustees, Place 2 Allen

Vote For 1

	TOTAL	VOTE %		Election Day	Early Voting	Ballot By Mail	Provision al Ballots	Limited Ballots
David W. Noll	138	71.50%	<div><div></div></div>	34	99	5	0	0
Stacey Greer	55	28.50%	<div><div></div></div>	19	33	3	0	0
Total Votes Cast	193	100.00%	<div><div></div></div>	53	132	8	0	0
Overvotes	0			0	0	0	0	0
Undervotes	34			13	21	0	0	0
Contest Totals	227			66	153	8	0	0

School District Board of Trustees, Place 3 Allen

Vote For 1

	TOTAL	VOTE %		Election Day	Early Voting	Ballot By Mail	Provision al Ballots	Limited Ballots
Kevin Cameron	168	86.15%	<div><div></div></div>	41	120	7	0	0
Deepak Kaithakkapuzha	27	13.85%	<div><div></div></div>	14	12	1	0	0
Total Votes Cast	195	100.00%	<div><div></div></div>	55	132	8	0	0
Overvotes	0			0	0	0	0	0
Undervotes	32			11	21	0	0	0
Contest Totals	227			66	153	8	0	0

Proposition A Allen ISD

Vote For 1

	TOTAL	VOTE %		Election Day	Early Voting	Ballot By Mail	Provision al Ballots	Limited Ballots
For	203	90.22%	<div><div></div></div>	59	138	6	0	0
Against	22	9.78%	<div><div></div></div>	7	14	1	0	0
Total Votes Cast	225	100.00%	<div><div></div></div>	66	152	7	0	0
Overvotes	0			0	0	0	0	0
Undervotes	2			0	1	1	0	0
Contest Totals	227			66	153	8	0	0

Summary Results Report
May 1st, 2021 City/School General and Special
Elections
May 1st, 2021

Final Results
SOVC
Collin County

147

Trustee, Place 7 Collin County Community College

Vote For 1

	TOTAL	VOTE %		Election Day	Early Voting	Ballot By Mail	Provision al Ballots	Limited Ballots
Jim Orr	110	57.59%	<div><div></div></div>	30	79	1	0	0
Helen Chang	81	42.41%	<div><div></div></div>	23	52	6	0	0
Total Votes Cast	191	100.00%	<div><div></div></div>	53	131	7	0	0
Overvotes	0			0	0	0	0	0
Undervotes	36			13	22	1	0	0
Contest Totals	227			66	153	8	0	0

Trustee, Place 8 Collin County Community College

Vote For 1

	TOTAL	VOTE %		Election Day	Early Voting	Ballot By Mail	Provision al Ballots	Limited Ballots
Misty Irby	80	43.01%	<div><div></div></div>	19	55	6	0	0
Bob Collins	106	56.99%	<div><div></div></div>	32	73	1	0	0
Total Votes Cast	186	100.00%	<div><div></div></div>	51	128	7	0	0
Overvotes	0			0	0	0	0	0
Undervotes	41			15	25	1	0	0
Contest Totals	227			66	153	8	0	0

Trustee, Place 9 Collin County Community College

Vote For 1

	TOTAL	VOTE %		Election Day	Early Voting	Ballot By Mail	Provision al Ballots	Limited Ballots
Andy Hardin	122	65.24%	<div><div></div></div>	35	85	2	0	0
Jacoby Stewart Sr.	65	34.76%	<div><div></div></div>	18	42	5	0	0
Total Votes Cast	187	100.00%	<div><div></div></div>	53	127	7	0	0
Overvotes	0			0	0	0	0	0
Undervotes	40			13	26	1	0	0
Contest Totals	227			66	153	8	0	0

Summary Results Report
May 1st, 2021 City/School General and Special
Elections
May 1st, 2021

Final Results
SOVC
Collin County

148

Statistics

	TOTAL	Election Day	Early Voting	Ballot By Mail	Provision al Ballots	Limited Ballots
Registered Voters - Total	0					
Ballots Cast - Total	1	0	1	0	0	0
Voter Turnout - Total	0.00%					

Mayor McKinney

Vote For 1

	TOTAL	VOTE %		Election Day	Early Voting	Ballot By Mail	Provision al Ballots	Limited Ballots
Jimmy R. Stewart	0	0.00%		0	0	0	0	0
George Fuller	0	0.00%		0	0	0	0	0
Tom Meredith	1	100.00%		0	1	0	0	0
Total Votes Cast	1	100.00%		0	1	0	0	0
Overvotes	0			0	0	0	0	0
Undervotes	0			0	0	0	0	0
Contest Totals	1			0	1	0	0	0

Council Member, District No. 1 McKinney District 1

Vote For 1

	TOTAL	VOTE %		Election Day	Early Voting	Ballot By Mail	Provision al Ballots	Limited Ballots
Cris Treviño	0	0.00%		0	0	0	0	0
Johnny Moore	0	0.00%		0	0	0	0	0
Stan Penn	1	100.00%		0	1	0	0	0
Justin Beller	0	0.00%		0	0	0	0	0
Total Votes Cast	1	100.00%		0	1	0	0	0
Overvotes	0			0	0	0	0	0
Undervotes	0			0	0	0	0	0
Contest Totals	1			0	1	0	0	0

City Council At Large McKinney

Vote For 1

	TOTAL	VOTE %		Election Day	Early Voting	Ballot By Mail	Provision al Ballots	Limited Ballots
Brian J. Magnuson	1	100.00%		0	1	0	0	0
Charlie Philips	0	0.00%		0	0	0	0	0
Total Votes Cast	1	100.00%		0	1	0	0	0
Overvotes	0			0	0	0	0	0
Undervotes	0			0	0	0	0	0
Contest Totals	1			0	1	0	0	0

Summary Results Report
May 1st, 2021 City/School General and Special
Elections
May 1st, 2021

Final Results
SOVC
Collin County

148

School District Board Of Trustees, Place 7 McKinney

Vote For 1

	TOTAL	VOTE %		Election Day	Early Voting	Ballot By Mail	Provision al Ballots	Limited Ballots
Serena Ashcroft	1	100.00%	<div></div>	0	1	0	0	0
Joy Booth	0	0.00%	<div></div>	0	0	0	0	0
Harvey Oaxaca	0	0.00%	<div></div>	0	0	0	0	0
J.B. Franze	0	0.00%	<div></div>	0	0	0	0	0
Total Votes Cast	1	100.00%	<div></div>	0	1	0	0	0
Overvotes	0			0	0	0	0	0
Undervotes	0			0	0	0	0	0
Contest Totals	1			0	1	0	0	0

Proposition A McKinney ISD

Vote For 1

	TOTAL	VOTE %		Election Day	Early Voting	Ballot By Mail	Provision al Ballots	Limited Ballots
For	0	0.00%	<div></div>	0	0	0	0	0
Against	1	100.00%	<div></div>	0	1	0	0	0
Total Votes Cast	1	100.00%	<div></div>	0	1	0	0	0
Overvotes	0			0	0	0	0	0
Undervotes	0			0	0	0	0	0
Contest Totals	1			0	1	0	0	0

Proposition B McKinney ISD

Vote For 1

	TOTAL	VOTE %		Election Day	Early Voting	Ballot By Mail	Provision al Ballots	Limited Ballots
For	0	0.00%	<div></div>	0	0	0	0	0
Against	1	100.00%	<div></div>	0	1	0	0	0
Total Votes Cast	1	100.00%	<div></div>	0	1	0	0	0
Overvotes	0			0	0	0	0	0
Undervotes	0			0	0	0	0	0
Contest Totals	1			0	1	0	0	0

Proposition C McKinney ISD

Vote For 1

	TOTAL	VOTE %		Election Day	Early Voting	Ballot By Mail	Provision al Ballots	Limited Ballots
For	0	0.00%	<div></div>	0	0	0	0	0
Against	1	100.00%	<div></div>	0	1	0	0	0
Total Votes Cast	1	100.00%	<div></div>	0	1	0	0	0
Overvotes	0			0	0	0	0	0
Undervotes	0			0	0	0	0	0
Contest Totals	1			0	1	0	0	0

Summary Results Report
May 1st, 2021 City/School General and Special
Elections
May 1st, 2021

Final Results
SOVC
Collin County

148

Proposition D McKinney ISD

Vote For 1

	TOTAL	VOTE %		Election Day	Early Voting	Ballot By Mail	Provision al Ballots	Limited Ballots
For	0	0.00%	<div></div>	0	0	0	0	0
Against	1	100.00%	<div></div>	0	1	0	0	0
Total Votes Cast	1	100.00%	<div></div>	0	1	0	0	0
Overvotes	0			0	0	0	0	0
Undervotes	0			0	0	0	0	0
Contest Totals	1			0	1	0	0	0

Trustee, Place 7 Collin County Community College

Vote For 1

	TOTAL	VOTE %		Election Day	Early Voting	Ballot By Mail	Provision al Ballots	Limited Ballots
Jim Orr	1	100.00%	<div></div>	0	1	0	0	0
Helen Chang	0	0.00%	<div></div>	0	0	0	0	0
Total Votes Cast	1	100.00%	<div></div>	0	1	0	0	0
Overvotes	0			0	0	0	0	0
Undervotes	0			0	0	0	0	0
Contest Totals	1			0	1	0	0	0

Trustee, Place 8 Collin County Community College

Vote For 1

	TOTAL	VOTE %		Election Day	Early Voting	Ballot By Mail	Provision al Ballots	Limited Ballots
Misty Irby	0	0.00%	<div></div>	0	0	0	0	0
Bob Collins	1	100.00%	<div></div>	0	1	0	0	0
Total Votes Cast	1	100.00%	<div></div>	0	1	0	0	0
Overvotes	0			0	0	0	0	0
Undervotes	0			0	0	0	0	0
Contest Totals	1			0	1	0	0	0

Trustee, Place 9 Collin County Community College

Vote For 1

	TOTAL	VOTE %		Election Day	Early Voting	Ballot By Mail	Provision al Ballots	Limited Ballots
Andy Hardin	1	100.00%	<div></div>	0	1	0	0	0
Jacoby Stewart Sr.	0	0.00%	<div></div>	0	0	0	0	0
Total Votes Cast	1	100.00%	<div></div>	0	1	0	0	0
Overvotes	0			0	0	0	0	0
Undervotes	0			0	0	0	0	0
Contest Totals	1			0	1	0	0	0

Summary Results Report
May 1st, 2021 City/School General and Special
Elections
May 1st, 2021

Final Results
SOVC
Collin County

149

Statistics

	TOTAL	Election Day	Early Voting	Ballot By Mail	Provisional Ballots	Limited Ballots
Registered Voters - Total	4,200					
Ballots Cast - Total	1,122	264	845	13	0	0
Voter Turnout - Total	26.71%					

Mayor McKinney

Vote For 1

	TOTAL	VOTE %		Election Day	Early Voting	Ballot By Mail	Provisional Ballots	Limited Ballots
Jimmy R. Stewart	22	2.00%	<div><div></div></div>	14	8	0	0	0
George Fuller	724	65.88%	<div><div></div></div>	165	550	9	0	0
Tom Meredith	353	32.12%	<div><div></div></div>	82	267	4	0	0
Total Votes Cast	1,099	100.00%	<div><div></div></div>	261	825	13	0	0
Overvotes	0			0	0	0	0	0
Undervotes	23			3	20	0	0	0
Contest Totals	1,122			264	845	13	0	0

Council Member, District No. 3 McKinney District 3

Vote For 1

	TOTAL	VOTE %		Election Day	Early Voting	Ballot By Mail	Provisional Ballots	Limited Ballots
Vicente Torres	477	51.51%	<div><div></div></div>	121	351	5	0	0
Gere' Feltus	449	48.49%	<div><div></div></div>	93	349	7	0	0
Total Votes Cast	926	100.00%	<div><div></div></div>	214	700	12	0	0
Overvotes	0			0	0	0	0	0
Undervotes	196			50	145	1	0	0
Contest Totals	1,122			264	845	13	0	0

City Council At Large McKinney

Vote For 1

	TOTAL	VOTE %		Election Day	Early Voting	Ballot By Mail	Provisional Ballots	Limited Ballots
Brian J. Magnuson	385	41.94%	<div><div></div></div>	90	290	5	0	0
Charlie Philips	533	58.06%	<div><div></div></div>	120	406	7	0	0
Total Votes Cast	918	100.00%	<div><div></div></div>	210	696	12	0	0
Overvotes	0			0	0	0	0	0
Undervotes	204			54	149	1	0	0
Contest Totals	1,122			264	845	13	0	0

School District Board of Trustees, Place 2 McKinney District 2

Vote For 1

	TOTAL	VOTE %		Election Day	Early Voting	Ballot By Mail	Provisional Ballots	Limited Ballots
Philip Hassler	512	61.69%	<div><div></div></div>	108	397	7	0	0
Anthony Congine	318	38.31%	<div><div></div></div>	79	236	3	0	0
Total Votes Cast	830	100.00%	<div><div></div></div>	187	633	10	0	0
Overvotes	0			0	0	0	0	0
Undervotes	292			77	212	3	0	0
Contest Totals	1,122			264	845	13	0	0

Summary Results Report
May 1st, 2021 City/School General and Special
Elections
May 1st, 2021

Final Results
SOVC
Collin County

149

School District Board Of Trustees, Place 7 McKinney

Vote For 1

	TOTAL	VOTE %		Election Day	Early Voting	Ballot By Mail	Provision al Ballots	Limited Ballots
Serena Ashcroft	297	30.24%	<div><div></div></div>	76	216	5	0	0
Joy Booth	176	17.92%	<div><div></div></div>	49	127	0	0	0
Harvey Oaxaca	493	50.20%	<div><div></div></div>	90	396	7	0	0
J.B. Franze	16	1.63%	<div><div></div></div>	5	11	0	0	0
Total Votes Cast	982	100.00%	<div><div></div></div>	220	750	12	0	0
Overvotes	0			0	0	0	0	0
Undervotes	140			44	95	1	0	0
Contest Totals	1,122			264	845	13	0	0

Proposition A McKinney ISD

Vote For 1

	TOTAL	VOTE %		Election Day	Early Voting	Ballot By Mail	Provision al Ballots	Limited Ballots
For	834	77.80%	<div><div></div></div>	177	647	10	0	0
Against	238	22.20%	<div><div></div></div>	70	166	2	0	0
Total Votes Cast	1,072	100.00%	<div><div></div></div>	247	813	12	0	0
Overvotes	0			0	0	0	0	0
Undervotes	50			17	32	1	0	0
Contest Totals	1,122			264	845	13	0	0

Proposition B McKinney ISD

Vote For 1

	TOTAL	VOTE %		Election Day	Early Voting	Ballot By Mail	Provision al Ballots	Limited Ballots
For	715	66.20%	<div><div></div></div>	148	558	9	0	0
Against	365	33.80%	<div><div></div></div>	100	262	3	0	0
Total Votes Cast	1,080	100.00%	<div><div></div></div>	248	820	12	0	0
Overvotes	0			0	0	0	0	0
Undervotes	42			16	25	1	0	0
Contest Totals	1,122			264	845	13	0	0

Proposition C McKinney ISD

Vote For 1

	TOTAL	VOTE %		Election Day	Early Voting	Ballot By Mail	Provision al Ballots	Limited Ballots
For	675	61.81%	<div><div></div></div>	138	530	7	0	0
Against	417	38.19%	<div><div></div></div>	117	295	5	0	0
Total Votes Cast	1,092	100.00%	<div><div></div></div>	255	825	12	0	0
Overvotes	0			0	0	0	0	0
Undervotes	30			9	20	1	0	0
Contest Totals	1,122			264	845	13	0	0

Summary Results Report
May 1st, 2021 City/School General and Special
Elections
May 1st, 2021

Final Results
SOVC
Collin County

149

Proposition D McKinney ISD

Vote For 1

	TOTAL	VOTE %		Election Day	Early Voting	Ballot By Mail	Provision al Ballots	Limited Ballots
For	675	61.93%	<div><div></div></div>	132	537	6	0	0
Against	415	38.07%	<div><div></div></div>	121	288	6	0	0
Total Votes Cast	1,090	100.00%	<div><div></div></div>	253	825	12	0	0
Overvotes	0			0	0	0	0	0
Undervotes	32			11	20	1	0	0
Contest Totals	1,122			264	845	13	0	0

Trustee, Place 7 Collin County Community College

Vote For 1

	TOTAL	VOTE %		Election Day	Early Voting	Ballot By Mail	Provision al Ballots	Limited Ballots
Jim Orr	448	56.49%	<div><div></div></div>	99	342	7	0	0
Helen Chang	345	43.51%	<div><div></div></div>	78	262	5	0	0
Total Votes Cast	793	100.00%	<div><div></div></div>	177	604	12	0	0
Overvotes	0			0	0	0	0	0
Undervotes	329			87	241	1	0	0
Contest Totals	1,122			264	845	13	0	0

Trustee, Place 8 Collin County Community College

Vote For 1

	TOTAL	VOTE %		Election Day	Early Voting	Ballot By Mail	Provision al Ballots	Limited Ballots
Misty Irby	351	46.55%	<div><div></div></div>	70	275	6	0	0
Bob Collins	403	53.45%	<div><div></div></div>	97	300	6	0	0
Total Votes Cast	754	100.00%	<div><div></div></div>	167	575	12	0	0
Overvotes	0			0	0	0	0	0
Undervotes	368			97	270	1	0	0
Contest Totals	1,122			264	845	13	0	0

Trustee, Place 9 Collin County Community College

Vote For 1

	TOTAL	VOTE %		Election Day	Early Voting	Ballot By Mail	Provision al Ballots	Limited Ballots
Andy Hardin	524	70.24%	<div><div></div></div>	109	408	7	0	0
Jacoby Stewart Sr.	222	29.76%	<div><div></div></div>	57	160	5	0	0
Total Votes Cast	746	100.00%	<div><div></div></div>	166	568	12	0	0
Overvotes	0			0	0	0	0	0
Undervotes	376			98	277	1	0	0
Contest Totals	1,122			264	845	13	0	0

Summary Results Report
May 1st, 2021 City/School General and Special
Elections
May 1st, 2021

Final Results
SOVC
Collin County

150

Statistics

	TOTAL	Election Day	Early Voting	Ballot By Mail	Provision al Ballots	Limited Ballots
Registered Voters - Total	1,937					
Ballots Cast - Total	453	88	358	7	0	0
Voter Turnout - Total	23.39%					

Mayor McKinney

Vote For 1

	TOTAL	VOTE %	Election Day	Early Voting	Ballot By Mail	Provision al Ballots	Limited Ballots
Jimmy R. Stewart	0		0	0	0	0	0
George Fuller	0		0	0	0	0	0
Tom Meredith	0		0	0	0	0	0
Total Votes Cast	0		0	0	0	0	0
Overvotes	0		0	0	0	0	0
Undervotes	0		0	0	0	0	0
Contest Totals	0		0	0	0	0	0

Council Member, District No. 1 McKinney District 1

Vote For 1

	TOTAL	VOTE %	Election Day	Early Voting	Ballot By Mail	Provision al Ballots	Limited Ballots
Cris Treviño	0		0	0	0	0	0
Johnny Moore	0		0	0	0	0	0
Stan Penn	0		0	0	0	0	0
Justin Beller	0		0	0	0	0	0
Total Votes Cast	0		0	0	0	0	0
Overvotes	0		0	0	0	0	0
Undervotes	0		0	0	0	0	0
Contest Totals	0		0	0	0	0	0

City Council At Large McKinney

Vote For 1

	TOTAL	VOTE %	Election Day	Early Voting	Ballot By Mail	Provision al Ballots	Limited Ballots
Brian J. Magnuson	0		0	0	0	0	0
Charlie Philips	0		0	0	0	0	0
Total Votes Cast	0		0	0	0	0	0
Overvotes	0		0	0	0	0	0
Undervotes	0		0	0	0	0	0
Contest Totals	0		0	0	0	0	0

Summary Results Report
May 1st, 2021 City/School General and Special
Elections
May 1st, 2021

Final Results
SOVC
Collin County

150

Trustee, Place 2 Anna

Vote For 1

	TOTAL	VOTE %	Election Day	Early Voting	Ballot By Mail	Provision al Ballots	Limited Ballots
Jason Adams	0		0	0	0	0	0
Jourdan Henley	0		0	0	0	0	0
Diane Hopewell	0		0	0	0	0	0
Total Votes Cast	0		0	0	0	0	0
Overvotes	0		0	0	0	0	0
Undervotes	0		0	0	0	0	0
Contest Totals	0		0	0	0	0	0




Trustee, Place 6 Anna

Vote For 1

	TOTAL	VOTE %	Election Day	Early Voting	Ballot By Mail	Provision al Ballots	Limited Ballots
Paul "Monty" Renfro	0		0	0	0	0	0
Total Votes Cast	0		0	0	0	0	0
Overvotes	0		0	0	0	0	0
Undervotes	0		0	0	0	0	0
Contest Totals	0		0	0	0	0	0






School District Board of Trustees, Place 2 McKinney District 2

Vote For 1

	TOTAL	VOTE %	Election Day	Early Voting	Ballot By Mail	Provision al Ballots	Limited Ballots
Philip Hassler	209	66.99% 	43	163	3	0	0
Anthony Congine	103	33.01% 	17	85	1	0	0
Total Votes Cast	312	100.00% 	60	248	4	0	0
Overvotes	0		0	0	0	0	0
Undervotes	140		27	110	3	0	0
Contest Totals	452		87	358	7	0	0

School District Board Of Trustees, Place 7 McKinney

Vote For 1

	TOTAL	VOTE %	Election Day	Early Voting	Ballot By Mail	Provision al Ballots	Limited Ballots
Serena Ashcroft	90	26.24% 	16	73	1	0	0
Joy Booth	74	21.57% 	16	56	2	0	0
Harvey Oaxaca	162	47.23% 	31	130	1	0	0
J.B. Franze	17	4.96% 	2	14	1	0	0
Total Votes Cast	343	100.00% 	65	273	5	0	0
Overvotes	0		0	0	0	0	0
Undervotes	109		22	85	2	0	0
Contest Totals	452		87	358	7	0	0

Summary Results Report
May 1st, 2021 City/School General and Special
Elections
May 1st, 2021

Final Results
SOVC
Collin County

150

Proposition A McKinney ISD

Vote For 1

	TOTAL	VOTE %		Election Day	Early Voting	Ballot By Mail	Provision al Ballots	Limited Ballots
For	376	85.45%	<div><div></div></div>	67	305	4	0	0
Against	64	14.55%	<div><div></div></div>	17	45	2	0	0
Total Votes Cast	440	100.00%	<div><div></div></div>	84	350	6	0	0
Overvotes	0			0	0	0	0	0
Undervotes	12			3	8	1	0	0
Contest Totals	452			87	358	7	0	0

Proposition B McKinney ISD

Vote For 1

	TOTAL	VOTE %		Election Day	Early Voting	Ballot By Mail	Provision al Ballots	Limited Ballots
For	326	74.77%	<div><div></div></div>	58	267	1	0	0
Against	110	25.23%	<div><div></div></div>	27	78	5	0	0
Total Votes Cast	436	100.00%	<div><div></div></div>	85	345	6	0	0
Overvotes	0			0	0	0	0	0
Undervotes	16			2	13	1	0	0
Contest Totals	452			87	358	7	0	0

Proposition C McKinney ISD

Vote For 1

	TOTAL	VOTE %		Election Day	Early Voting	Ballot By Mail	Provision al Ballots	Limited Ballots
For	345	78.05%	<div><div></div></div>	66	277	2	0	0
Against	97	21.95%	<div><div></div></div>	20	72	5	0	0
Total Votes Cast	442	100.00%	<div><div></div></div>	86	349	7	0	0
Overvotes	0			0	0	0	0	0
Undervotes	10			1	9	0	0	0
Contest Totals	452			87	358	7	0	0

Proposition D McKinney ISD

Vote For 1

	TOTAL	VOTE %		Election Day	Early Voting	Ballot By Mail	Provision al Ballots	Limited Ballots
For	323	73.41%	<div><div></div></div>	59	262	2	0	0
Against	117	26.59%	<div><div></div></div>	27	85	5	0	0
Total Votes Cast	440	100.00%	<div><div></div></div>	86	347	7	0	0
Overvotes	0			0	0	0	0	0
Undervotes	12			1	11	0	0	0
Contest Totals	452			87	358	7	0	0

Summary Results Report
May 1st, 2021 City/School General and Special
Elections
May 1st, 2021

Final Results
SOVC
Collin County

150

Trustee, Place 3 Melissa

Vote For 1

	TOTAL	VOTE %		Election Day	Early Voting	Ballot By Mail	Provision al Ballots	Limited Ballots
Rachel Taylor	0	0.00%		0	0	0	0	0
Jason Granger	1	100.00%		1	0	0	0	0
Kent Norwood	0	0.00%		0	0	0	0	0
Total Votes Cast	1	100.00%		1	0	0	0	0
Overvotes	0			0	0	0	0	0
Undervotes	0			0	0	0	0	0
Contest Totals	1			1	0	0	0	0

Trustee, Place 4 Melissa

Vote For 1

	TOTAL	VOTE %		Election Day	Early Voting	Ballot By Mail	Provision al Ballots	Limited Ballots
Jenifer Grace	0	0.00%		0	0	0	0	0
Russell Cox	1	100.00%		1	0	0	0	0
Total Votes Cast	1	100.00%		1	0	0	0	0
Overvotes	0			0	0	0	0	0
Undervotes	0			0	0	0	0	0
Contest Totals	1			1	0	0	0	0

Trustee, Place 5 Melissa

Vote For 1

	TOTAL	VOTE %		Election Day	Early Voting	Ballot By Mail	Provision al Ballots	Limited Ballots
Quentin Thomason	0	0.00%		0	0	0	0	0
Omar Landrum	1	100.00%		1	0	0	0	0
Total Votes Cast	1	100.00%		1	0	0	0	0
Overvotes	0			0	0	0	0	0
Undervotes	0			0	0	0	0	0
Contest Totals	1			1	0	0	0	0

Proposition A Melissa ISD

Vote For 1

	TOTAL	VOTE %		Election Day	Early Voting	Ballot By Mail	Provision al Ballots	Limited Ballots
For	1	100.00%		1	0	0	0	0
Against	0	0.00%		0	0	0	0	0
Total Votes Cast	1	100.00%		1	0	0	0	0
Overvotes	0			0	0	0	0	0
Undervotes	0			0	0	0	0	0
Contest Totals	1			1	0	0	0	0

Summary Results Report
May 1st, 2021 City/School General and Special
Elections
May 1st, 2021

Final Results
SOVC
Collin County

150

Trustee, Place 7 Collin County Community College

Vote For 1

	TOTAL	VOTE %		Election Day	Early Voting	Ballot By Mail	Provision al Ballots	Limited Ballots
Jim Orr	172	56.03%	<div><div></div></div>	35	134	3	0	0
Helen Chang	135	43.97%	<div><div></div></div>	22	112	1	0	0
Total Votes Cast	307	100.00%	<div><div></div></div>	57	246	4	0	0
Overvotes	0			0	0	0	0	0
Undervotes	146			31	112	3	0	0
Contest Totals	453			88	358	7	0	0

Trustee, Place 8 Collin County Community College

Vote For 1

	TOTAL	VOTE %		Election Day	Early Voting	Ballot By Mail	Provision al Ballots	Limited Ballots
Misty Irby	155	51.67%	<div><div></div></div>	29	125	1	0	0
Bob Collins	145	48.33%	<div><div></div></div>	27	115	3	0	0
Total Votes Cast	300	100.00%	<div><div></div></div>	56	240	4	0	0
Overvotes	0			0	0	0	0	0
Undervotes	153			32	118	3	0	0
Contest Totals	453			88	358	7	0	0

Trustee, Place 9 Collin County Community College

Vote For 1

	TOTAL	VOTE %		Election Day	Early Voting	Ballot By Mail	Provision al Ballots	Limited Ballots
Andy Hardin	215	73.88%	<div><div></div></div>	41	171	3	0	0
Jacoby Stewart Sr.	76	26.12%	<div><div></div></div>	14	61	1	0	0
Total Votes Cast	291	100.00%	<div><div></div></div>	55	232	4	0	0
Overvotes	0			0	0	0	0	0
Undervotes	162			33	126	3	0	0
Contest Totals	453			88	358	7	0	0

Summary Results Report
May 1st, 2021 City/School General and Special
Elections
May 1st, 2021

Final Results
SOVC
Collin County

151

Statistics

	TOTAL	Election Day	Early Voting	Ballot By Mail	Provision al Ballots	Limited Ballots
Registered Voters - Total	1,696					
Ballots Cast - Total	218	87	128	3	0	0
Voter Turnout - Total	12.85%					

Councilmember, Place No. 1 Allen

Vote For 1

	TOTAL	VOTE %		Election Day	Early Voting	Ballot By Mail	Provision al Ballots	Limited Ballots
Christopher Gaspard	10	5.05%	<div><div></div></div>	2	7	1	0	0
Malcom J. Wilkinson	12	6.06%	<div><div></div></div>	5	7	0	0	0
Daren Meis	74	37.37%	<div><div></div></div>	30	43	1	0	0
Nathan Polsky	7	3.54%	<div><div></div></div>	3	4	0	0	0
Andre Hines	11	5.56%	<div><div></div></div>	5	6	0	0	0
Dwight Burns	84	42.42%	<div><div></div></div>	31	52	1	0	0
Total Votes Cast	198	100.00%	<div><div></div></div>	76	119	3	0	0
Overvotes	0			0	0	0	0	0
Undervotes	20			11	9	0	0	0
Contest Totals	218			87	128	3	0	0

Councilmember, Place No. 3 Allen

Vote For 1

	TOTAL	VOTE %		Election Day	Early Voting	Ballot By Mail	Provision al Ballots	Limited Ballots
Joseph Jackson	7	3.40%	<div><div></div></div>	3	4	0	0	0
Joey Herald	39	18.93%	<div><div></div></div>	16	22	1	0	0
Lauren Doherty	101	49.03%	<div><div></div></div>	39	62	0	0	0
Dave Cornette	57	27.67%	<div><div></div></div>	22	33	2	0	0
Kenneth Wineburg, Jr.	2	0.97%	<div><div></div></div>	0	2	0	0	0
Total Votes Cast	206	100.00%	<div><div></div></div>	80	123	3	0	0
Overvotes	0			0	0	0	0	0
Undervotes	12			7	5	0	0	0
Contest Totals	218			87	128	3	0	0

Councilmember, Place No. 5 Allen

Vote For 1

	TOTAL	VOTE %		Election Day	Early Voting	Ballot By Mail	Provision al Ballots	Limited Ballots
Diane Martin	29	14.50%	<div><div></div></div>	15	13	1	0	0
Dave Shafer	75	37.50%	<div><div></div></div>	28	46	1	0	0
Philip Brewer	87	43.50%	<div><div></div></div>	34	52	1	0	0
Edson Mureeba	9	4.50%	<div><div></div></div>	2	7	0	0	0
Total Votes Cast	200	100.00%	<div><div></div></div>	79	118	3	0	0
Overvotes	0			0	0	0	0	0
Undervotes	18			8	10	0	0	0
Contest Totals	218			87	128	3	0	0

Summary Results Report
May 1st, 2021 City/School General and Special
Elections
May 1st, 2021

Final Results
SOVC
Collin County

151

School District Board of Trustees, Place 1 Allen

Vote For 1

	TOTAL	VOTE %		Election Day	Early Voting	Ballot By Mail	Provision al Ballots	Limited Ballots
Jorge J. Torres	59	29.80%	<div><div></div></div>	23	35	1	0	0
Sarah Mitchell	139	70.20%	<div><div></div></div>	56	81	2	0	0
Total Votes Cast	198	100.00%	<div><div></div></div>	79	116	3	0	0
Overvotes	0			0	0	0	0	0
Undervotes	20			8	12	0	0	0
Contest Totals	218			87	128	3	0	0

School District Board of Trustees, Place 2 Allen

Vote For 1

	TOTAL	VOTE %		Election Day	Early Voting	Ballot By Mail	Provision al Ballots	Limited Ballots
David W. Noll	114	58.76%	<div><div></div></div>	45	67	2	0	0
Stacey Greer	80	41.24%	<div><div></div></div>	29	50	1	0	0
Total Votes Cast	194	100.00%	<div><div></div></div>	74	117	3	0	0
Overvotes	0			0	0	0	0	0
Undervotes	24			13	11	0	0	0
Contest Totals	218			87	128	3	0	0

School District Board of Trustees, Place 3 Allen

Vote For 1

	TOTAL	VOTE %		Election Day	Early Voting	Ballot By Mail	Provision al Ballots	Limited Ballots
Kevin Cameron	146	75.65%	<div><div></div></div>	57	87	2	0	0
Deepak Kaithakkapuzha	47	24.35%	<div><div></div></div>	19	27	1	0	0
Total Votes Cast	193	100.00%	<div><div></div></div>	76	114	3	0	0
Overvotes	0			0	0	0	0	0
Undervotes	25			11	14	0	0	0
Contest Totals	218			87	128	3	0	0

Proposition A Allen ISD

Vote For 1

	TOTAL	VOTE %		Election Day	Early Voting	Ballot By Mail	Provision al Ballots	Limited Ballots
For	188	87.04%	<div><div></div></div>	75	111	2	0	0
Against	28	12.96%	<div><div></div></div>	12	15	1	0	0
Total Votes Cast	216	100.00%	<div><div></div></div>	87	126	3	0	0
Overvotes	0			0	0	0	0	0
Undervotes	2			0	2	0	0	0
Contest Totals	218			87	128	3	0	0

Summary Results Report
May 1st, 2021 City/School General and Special
Elections
May 1st, 2021

Final Results
SOVC
Collin County

151

Trustee, Place 7 Collin County Community College

Vote For 1

	TOTAL	VOTE %		Election Day	Early Voting	Ballot By Mail	Provision al Ballots	Limited Ballots
Jim Orr	91	47.64%	<div><div></div></div>	34	55	2	0	0
Helen Chang	100	52.36%	<div><div></div></div>	44	55	1	0	0
Total Votes Cast	191	100.00%	<div><div></div></div>	78	110	3	0	0
Overvotes	0			0	0	0	0	0
Undervotes	27			9	18	0	0	0
Contest Totals	218			87	128	3	0	0

Trustee, Place 8 Collin County Community College

Vote For 1

	TOTAL	VOTE %		Election Day	Early Voting	Ballot By Mail	Provision al Ballots	Limited Ballots
Misty Irby	103	54.50%	<div><div></div></div>	39	62	2	0	0
Bob Collins	86	45.50%	<div><div></div></div>	38	47	1	0	0
Total Votes Cast	189	100.00%	<div><div></div></div>	77	109	3	0	0
Overvotes	0			0	0	0	0	0
Undervotes	29			10	19	0	0	0
Contest Totals	218			87	128	3	0	0

Trustee, Place 9 Collin County Community College

Vote For 1

	TOTAL	VOTE %		Election Day	Early Voting	Ballot By Mail	Provision al Ballots	Limited Ballots
Andy Hardin	113	60.43%	<div><div></div></div>	45	66	2	0	0
Jacoby Stewart Sr.	74	39.57%	<div><div></div></div>	30	43	1	0	0
Total Votes Cast	187	100.00%	<div><div></div></div>	75	109	3	0	0
Overvotes	0			0	0	0	0	0
Undervotes	31			12	19	0	0	0
Contest Totals	218			87	128	3	0	0

Summary Results Report
May 1st, 2021 City/School General and Special
Elections
May 1st, 2021

Final Results
SOVC
Collin County

152

Statistics

	TOTAL	Election Day	Early Voting	Ballot By Mail	Provision al Ballots	Limited Ballots
Registered Voters - Total	178					
Ballots Cast - Total	34	18	16	0	0	0
Voter Turnout - Total	19.10%					

Councilmember, Place No.2 Plano

Vote For 1

	TOTAL	VOTE %		Election Day	Early Voting	Ballot By Mail	Provision al Ballots	Limited Ballots
Anthony Ricciardelli	5	15.15%	<div><div></div></div>	5	0	0	0	0
Steve Lavine	28	84.85%	<div><div></div></div>	13	15	0	0	0
Total Votes Cast	33	100.00%	<div><div></div></div>	18	15	0	0	0
Overvotes	0			0	0	0	0	0
Undervotes	1			0	1	0	0	0
Contest Totals	34			18	16	0	0	0

Councilmember, Place No.4 Plano

Vote For 1

	TOTAL	VOTE %		Election Day	Early Voting	Ballot By Mail	Provision al Ballots	Limited Ballots
Vidal Quintanilla	1	2.94%	<div><div></div></div>	1	0	0	0	0
Justin Adcock	8	23.53%	<div><div></div></div>	7	1	0	0	0
Kayci Prince	19	55.88%	<div><div></div></div>	6	13	0	0	0
Nassat Parveen	6	17.65%	<div><div></div></div>	4	2	0	0	0
Total Votes Cast	34	100.00%	<div><div></div></div>	18	16	0	0	0
Overvotes	0			0	0	0	0	0
Undervotes	0			0	0	0	0	0
Contest Totals	34			18	16	0	0	0

Councilmember, Place No.6 (Mayor)

Vote For 1

	TOTAL	VOTE %		Election Day	Early Voting	Ballot By Mail	Provision al Ballots	Limited Ballots
Lydia Ortega	1	2.94%	<div><div></div></div>	1	0	0	0	0
Lily Bao	3	8.82%	<div><div></div></div>	3	0	0	0	0
John Muns	30	88.24%	<div><div></div></div>	14	16	0	0	0
Total Votes Cast	34	100.00%	<div><div></div></div>	18	16	0	0	0
Overvotes	0			0	0	0	0	0
Undervotes	0			0	0	0	0	0
Contest Totals	34			18	16	0	0	0

Summary Results Report
May 1st, 2021 City/School General and Special
Elections
May 1st, 2021

Final Results
SOVC
Collin County

152

Councilmember, Place No.8 Plano

Vote For 1

	TOTAL	VOTE %		Election Day	Early Voting	Ballot By Mail	Provision al Ballots	Limited Ballots
Elisa Klein	28	82.35%	<div><div></div></div>	12	16	0	0	0
Rick Smith	6	17.65%	<div><div></div></div>	6	0	0	0	0
Total Votes Cast	34	100.00%	<div><div></div></div>	18	16	0	0	0
Overvotes	0			0	0	0	0	0
Undervotes	0			0	0	0	0	0
Contest Totals	34			18	16	0	0	0

Councilmember, Place No.7 Plano

Vote For 1

	TOTAL	VOTE %		Election Day	Early Voting	Ballot By Mail	Provision al Ballots	Limited Ballots
David M. Smith	6	17.65%	<div><div></div></div>	4	2	0	0	0
Julie Holmer	17	50.00%	<div><div></div></div>	5	12	0	0	0
Sandeep Srivastava	1	2.94%	<div><div></div></div>	0	1	0	0	0
Chris Robertson	6	17.65%	<div><div></div></div>	6	0	0	0	0
Bill Lisle III	4	11.76%	<div><div></div></div>	3	1	0	0	0
Total Votes Cast	34	100.00%	<div><div></div></div>	18	16	0	0	0
Overvotes	0			0	0	0	0	0
Undervotes	0			0	0	0	0	0
Contest Totals	34			18	16	0	0	0

Proposition A City of Plano

Vote For 1

	TOTAL	VOTE %		Election Day	Early Voting	Ballot By Mail	Provision al Ballots	Limited Ballots
For	28	90.32%	<div><div></div></div>	14	14	0	0	0
Against	3	9.68%	<div><div></div></div>	3	0	0	0	0
Total Votes Cast	31	100.00%	<div><div></div></div>	17	14	0	0	0
Overvotes	0			0	0	0	0	0
Undervotes	3			1	2	0	0	0
Contest Totals	34			18	16	0	0	0

Proposition B City of Plano

Vote For 1

	TOTAL	VOTE %		Election Day	Early Voting	Ballot By Mail	Provision al Ballots	Limited Ballots
For	26	86.67%	<div><div></div></div>	14	12	0	0	0
Against	4	13.33%	<div><div></div></div>	3	1	0	0	0
Total Votes Cast	30	100.00%	<div><div></div></div>	17	13	0	0	0
Overvotes	0			0	0	0	0	0
Undervotes	4			1	3	0	0	0
Contest Totals	34			18	16	0	0	0

Summary Results Report
May 1st, 2021 City/School General and Special
Elections
May 1st, 2021

Final Results
SOVC
Collin County

152

Proposition C City of Plano

Vote For 1

	TOTAL	VOTE %		Election Day	Early Voting	Ballot By Mail	Provision al Ballots	Limited Ballots
For	24	80.00%	<div><div></div></div>	12	12	0	0	0
Against	6	20.00%	<div><div></div></div>	5	1	0	0	0
Total Votes Cast	30	100.00%	<div><div></div></div>	17	13	0	0	0
Overvotes	0			0	0	0	0	0
Undervotes	4			1	3	0	0	0
Contest Totals	34			18	16	0	0	0

Proposition D City of Plano

Vote For 1

	TOTAL	VOTE %		Election Day	Early Voting	Ballot By Mail	Provision al Ballots	Limited Ballots
For	26	86.67%	<div><div></div></div>	14	12	0	0	0
Against	4	13.33%	<div><div></div></div>	3	1	0	0	0
Total Votes Cast	30	100.00%	<div><div></div></div>	17	13	0	0	0
Overvotes	0			0	0	0	0	0
Undervotes	4			1	3	0	0	0
Contest Totals	34			18	16	0	0	0

Proposition E City of Plano

Vote For 1

	TOTAL	VOTE %		Election Day	Early Voting	Ballot By Mail	Provision al Ballots	Limited Ballots
For	20	66.67%	<div><div></div></div>	10	10	0	0	0
Against	10	33.33%	<div><div></div></div>	7	3	0	0	0
Total Votes Cast	30	100.00%	<div><div></div></div>	17	13	0	0	0
Overvotes	0			0	0	0	0	0
Undervotes	4			1	3	0	0	0
Contest Totals	34			18	16	0	0	0

Proposition F City of Plano

Vote For 1

	TOTAL	VOTE %		Election Day	Early Voting	Ballot By Mail	Provision al Ballots	Limited Ballots
For	26	86.67%	<div><div></div></div>	13	13	0	0	0
Against	4	13.33%	<div><div></div></div>	4	0	0	0	0
Total Votes Cast	30	100.00%	<div><div></div></div>	17	13	0	0	0
Overvotes	0			0	0	0	0	0
Undervotes	4			1	3	0	0	0
Contest Totals	34			18	16	0	0	0

Summary Results Report
May 1st, 2021 City/School General and Special
Elections
May 1st, 2021

Final Results
SOVC
Collin County

152

Trustee, Place 1 Plano

Vote For 1

	TOTAL	VOTE %		Election Day	Early Voting	Ballot By Mail	Provision al Ballots	Limited Ballots
Lauren Tyra	27	79.41%	<div><div></div></div>	13	14	0	0	0
Shafik Ben Guesmia	4	11.76%	<div><div></div></div>	2	2	0	0	0
Semida Voicu	3	8.82%	<div><div></div></div>	3	0	0	0	0
Total Votes Cast	34	100.00%	<div><div></div></div>	18	16	0	0	0
Overvotes	0			0	0	0	0	0
Undervotes	0			0	0	0	0	0
Contest Totals	34			18	16	0	0	0

Trustee, Place 2 Plano

Vote For 1

	TOTAL	VOTE %		Election Day	Early Voting	Ballot By Mail	Provision al Ballots	Limited Ballots
Dayna Oscherwitz	24	72.73%	<div><div></div></div>	10	14	0	0	0
Ajikwaga Felli	1	3.03%	<div><div></div></div>	0	1	0	0	0
Angela Powell	8	24.24%	<div><div></div></div>	8	0	0	0	0
Total Votes Cast	33	100.00%	<div><div></div></div>	18	15	0	0	0
Overvotes	0			0	0	0	0	0
Undervotes	1			0	1	0	0	0
Contest Totals	34			18	16	0	0	0

Trustee, Place 3 Plano

Vote For 1

	TOTAL	VOTE %		Election Day	Early Voting	Ballot By Mail	Provision al Ballots	Limited Ballots
Nancy C. Humphrey	29	87.88%	<div><div></div></div>	15	14	0	0	0
Lynn Walling	4	12.12%	<div><div></div></div>	3	1	0	0	0
Total Votes Cast	33	100.00%	<div><div></div></div>	18	15	0	0	0
Overvotes	0			0	0	0	0	0
Undervotes	1			0	1	0	0	0
Contest Totals	34			18	16	0	0	0

Trustee, Place 6 Plano

Vote For 1

	TOTAL	VOTE %		Election Day	Early Voting	Ballot By Mail	Provision al Ballots	Limited Ballots
Marilyn Loughray	5	15.15%	<div><div></div></div>	5	0	0	0	0
Jeri Chambers	28	84.85%	<div><div></div></div>	13	15	0	0	0
Total Votes Cast	33	100.00%	<div><div></div></div>	18	15	0	0	0
Overvotes	0			0	0	0	0	0
Undervotes	1			0	1	0	0	0
Contest Totals	34			18	16	0	0	0

Summary Results Report
May 1st, 2021 City/School General and Special
Elections
May 1st, 2021

Final Results
SOVC
Collin County

152

Trustee, Place 7 Collin County Community College

Vote For 1

	TOTAL	VOTE %		Election Day	Early Voting	Ballot By Mail	Provision al Ballots	Limited Ballots
Jim Orr	7	21.21%	<div><div></div></div>	7	0	0	0	0
Helen Chang	26	78.79%	<div><div></div></div>	10	16	0	0	0
Total Votes Cast	33	100.00%	<div><div></div></div>	17	16	0	0	0
Overvotes	0			0	0	0	0	0
Undervotes	1			1	0	0	0	0
Contest Totals	34			18	16	0	0	0

Trustee, Place 8 Collin County Community College

Vote For 1

	TOTAL	VOTE %		Election Day	Early Voting	Ballot By Mail	Provision al Ballots	Limited Ballots
Misty Irby	23	69.70%	<div><div></div></div>	8	15	0	0	0
Bob Collins	10	30.30%	<div><div></div></div>	9	1	0	0	0
Total Votes Cast	33	100.00%	<div><div></div></div>	17	16	0	0	0
Overvotes	0			0	0	0	0	0
Undervotes	1			1	0	0	0	0
Contest Totals	34			18	16	0	0	0

Trustee, Place 9 Collin County Community College

Vote For 1

	TOTAL	VOTE %		Election Day	Early Voting	Ballot By Mail	Provision al Ballots	Limited Ballots
Andy Hardin	11	33.33%	<div><div></div></div>	10	1	0	0	0
Jacoby Stewart Sr.	22	66.67%	<div><div></div></div>	7	15	0	0	0
Total Votes Cast	33	100.00%	<div><div></div></div>	17	16	0	0	0
Overvotes	0			0	0	0	0	0
Undervotes	1			1	0	0	0	0
Contest Totals	34			18	16	0	0	0

Summary Results Report
May 1st, 2021 City/School General and Special
Elections
May 1st, 2021

Final Results
SOVC
Collin County

153

Statistics

	TOTAL	Election Day	Early Voting	Ballot By Mail	Provision al Ballots	Limited Ballots
Registered Voters - Total	4,871					
Ballots Cast - Total	186	84	99	3	0	0
Voter Turnout - Total	3.82%					

Councilmember, Place No. 1 Sachse

Vote For 1

	TOTAL	VOTE %		Election Day	Early Voting	Ballot By Mail	Provision al Ballots	Limited Ballots
Brett Franks	115	73.72%	<div><div></div></div>	46	69	0	0	0
Akinsuroju Raymond Taiwo	41	26.28%	<div><div></div></div>	27	13	1	0	0
Total Votes Cast	156	100.00%	<div><div></div></div>	73	82	1	0	0
Overvotes	0			0	0	0	0	0
Undervotes	10			4	6	0	0	0
Contest Totals	166			77	88	1	0	0

Councilmember, Place No. 2 Sachse

Vote For 1

	TOTAL	VOTE %		Election Day	Early Voting	Ballot By Mail	Provision al Ballots	Limited Ballots
Michelle Howarth	114	100.00%	<div><div></div></div>	55	59	0	0	0
Total Votes Cast	114	100.00%	<div><div></div></div>	55	59	0	0	0
Overvotes	0			0	0	0	0	0
Undervotes	52			22	29	1	0	0
Contest Totals	166			77	88	1	0	0

Proposition A City of Sachse

Vote For 1

	TOTAL	VOTE %		Election Day	Early Voting	Ballot By Mail	Provision al Ballots	Limited Ballots
For	105	64.02%	<div><div></div></div>	39	66	0	0	0
Against	59	35.98%	<div><div></div></div>	38	20	1	0	0
Total Votes Cast	164	100.00%	<div><div></div></div>	77	86	1	0	0
Overvotes	0			0	0	0	0	0
Undervotes	2			0	2	0	0	0
Contest Totals	166			77	88	1	0	0

Councilmember, Place 2 Wylie

Vote For 1

	TOTAL	VOTE %		Election Day	Early Voting	Ballot By Mail	Provision al Ballots	Limited Ballots
Dave Strang	10	100.00%	<div><div></div></div>	3	5	2	0	0
Total Votes Cast	10	100.00%	<div><div></div></div>	3	5	2	0	0
Overvotes	0			0	0	0	0	0
Undervotes	8			3	5	0	0	0
Contest Totals	18			6	10	2	0	0





Summary Results Report
May 1st, 2021 City/School General and Special
Elections
May 1st, 2021

Final Results
SOVC
Collin County

153

Councilmember, Place 4 Wylie

Vote For 1

	TOTAL	VOTE %	Election Day	Early Voting	Ballot By Mail	Provision al Ballots	Limited Ballots
Scott Williams	10	55.56% 	3	7	0	0	0
Raymond Perry	2	11.11% 	0	2	0	0	0
Mary Harris	6	33.33% 	3	1	2	0	0
Total Votes Cast	18	100.00% 	6	10	2	0	0
Overvotes	0		0	0	0	0	0
Undervotes	0		0	0	0	0	0
Contest Totals	18		6	10	2	0	0

Trustee, Place 1 Plano

Vote For 1

	TOTAL	VOTE %	Election Day	Early Voting	Ballot By Mail	Provision al Ballots	Limited Ballots
Lauren Tyra	0		0	0	0	0	0
Shafik Ben Guesmia	0		0	0	0	0	0
Semida Voicu	0		0	0	0	0	0
Total Votes Cast	0		0	0	0	0	0
Overvotes	0		0	0	0	0	0
Undervotes	0		0	0	0	0	0
Contest Totals	0		0	0	0	0	0

Trustee, Place 2 Plano

Vote For 1

	TOTAL	VOTE %	Election Day	Early Voting	Ballot By Mail	Provision al Ballots	Limited Ballots
Dayna Oscherwitz	0		0	0	0	0	0
Ajikwaga Felli	0		0	0	0	0	0
Angela Powell	0		0	0	0	0	0
Total Votes Cast	0		0	0	0	0	0
Overvotes	0		0	0	0	0	0
Undervotes	0		0	0	0	0	0
Contest Totals	0		0	0	0	0	0

Trustee, Place 3 Plano

Vote For 1

	TOTAL	VOTE %	Election Day	Early Voting	Ballot By Mail	Provision al Ballots	Limited Ballots
Nancy C. Humphrey	0		0	0	0	0	0
Lynn Walling	0		0	0	0	0	0
Total Votes Cast	0		0	0	0	0	0
Overvotes	0		0	0	0	0	0
Undervotes	0		0	0	0	0	0
Contest Totals	0		0	0	0	0	0

Summary Results Report
May 1st, 2021 City/School General and Special
Elections
May 1st, 2021

Final Results
SOVC
Collin County

153




Trustee, Place 6 Plano

Vote For 1

	TOTAL	VOTE %	Election Day	Early Voting	Ballot By Mail	Provision al Ballots	Limited Ballots
Marilyn Loughray	0		0	0	0	0	0
Jeri Chambers	0		0	0	0	0	0
Total Votes Cast	0		0	0	0	0	0
Overvotes	0		0	0	0	0	0
Undervotes	0		0	0	0	0	0
Contest Totals	0		0	0	0	0	0




Trustee, Place 7 Collin County Community College

Vote For 1

	TOTAL	VOTE %	Election Day	Early Voting	Ballot By Mail	Provision al Ballots	Limited Ballots
Jim Orr	90	55.90% 	35	55	0	0	0
Helen Chang	71	44.10% 	42	26	3	0	0
Total Votes Cast	161	100.00% 	77	81	3	0	0
Overvotes	0		0	0	0	0	0
Undervotes	25		7	18	0	0	0
Contest Totals	186		84	99	3	0	0




Trustee, Place 8 Collin County Community College

Vote For 1

	TOTAL	VOTE %	Election Day	Early Voting	Ballot By Mail	Provision al Ballots	Limited Ballots
Misty Irby	72	46.45% 	41	28	3	0	0
Bob Collins	83	53.55% 	33	50	0	0	0
Total Votes Cast	155	100.00% 	74	78	3	0	0
Overvotes	0		0	0	0	0	0
Undervotes	31		10	21	0	0	0
Contest Totals	186		84	99	3	0	0

Trustee, Place 9 Collin County Community College

Vote For 1

	TOTAL	VOTE %	Election Day	Early Voting	Ballot By Mail	Provision al Ballots	Limited Ballots
Andy Hardin	100	65.36% 	41	59	0	0	0
Jacoby Stewart Sr.	53	34.64% 	31	19	3	0	0
Total Votes Cast	153	100.00% 	72	78	3	0	0
Overvotes	0		0	0	0	0	0
Undervotes	33		12	21	0	0	0
Contest Totals	186		84	99	3	0	0

Summary Results Report
May 1st, 2021 City/School General and Special
Elections
May 1st, 2021

Final Results
SOVC
Collin County

154

Statistics

	TOTAL	Election Day	Early Voting	Ballot By Mail	Provisional Ballots	Limited Ballots
Registered Voters - Total	1,380					
Ballots Cast - Total	97	34	63	0	0	0
Voter Turnout - Total	7.03%					

Councilman, Place 2 Celina

Vote For 1

	TOTAL	VOTE %		Election Day	Early Voting	Ballot By Mail	Provisional Ballots	Limited Ballots
Jay Pierce	52	100.00%	<div><div></div></div>	18	34	0	0	0
Total Votes Cast	52	100.00%	<div><div></div></div>	18	34	0	0	0
Overvotes	0			0	0	0	0	0
Undervotes	17			5	12	0	0	0
Contest Totals	69			23	46	0	0	0

Councilman, Place 3 Celina

Vote For 1

	TOTAL	VOTE %		Election Day	Early Voting	Ballot By Mail	Provisional Ballots	Limited Ballots
Andy "Hop" Hopkins	46	66.67%	<div><div></div></div>	15	31	0	0	0
Lanford Rodgers	23	33.33%	<div><div></div></div>	8	15	0	0	0
Total Votes Cast	69	100.00%	<div><div></div></div>	23	46	0	0	0
Overvotes	0			0	0	0	0	0
Undervotes	0			0	0	0	0	0
Contest Totals	69			23	46	0	0	0

Trustee, Place 5 Celina

Vote For 1

	TOTAL	VOTE %		Election Day	Early Voting	Ballot By Mail	Provisional Ballots	Limited Ballots
Tracey Balsamo	75	100.00%	<div><div></div></div>	25	50	0	0	0
Total Votes Cast	75	100.00%	<div><div></div></div>	25	50	0	0	0
Overvotes	0			0	0	0	0	0
Undervotes	22			9	13	0	0	0
Contest Totals	97			34	63	0	0	0

Trustee, Place 6 Celina

Vote For 1

	TOTAL	VOTE %		Election Day	Early Voting	Ballot By Mail	Provisional Ballots	Limited Ballots
Kelly Juergens	68	100.00%	<div><div></div></div>	25	43	0	0	0
Total Votes Cast	68	100.00%	<div><div></div></div>	25	43	0	0	0
Overvotes	0			0	0	0	0	0
Undervotes	29			9	20	0	0	0
Contest Totals	97			34	63	0	0	0

Summary Results Report
May 1st, 2021 City/School General and Special
Elections
May 1st, 2021

Final Results
SOVC
Collin County

154

Trustee, Place 7 Celina

Vote For 1

	TOTAL	VOTE %		Election Day	Early Voting	Ballot By Mail	Provision al Ballots	Limited Ballots
Vicky Hogue	33	39.29%	<div><div></div></div>	11	22	0	0	0
Todd Snyder	51	60.71%	<div><div></div></div>	20	31	0	0	0
Total Votes Cast	84	100.00%	<div><div></div></div>	31	53	0	0	0
Overvotes	0			0	0	0	0	0
Undervotes	13			3	10	0	0	0
Contest Totals	97			34	63	0	0	0

Trustee, Place 7 Collin County Community College

Vote For 1

	TOTAL	VOTE %		Election Day	Early Voting	Ballot By Mail	Provision al Ballots	Limited Ballots
Jim Orr	48	63.16%	<div><div></div></div>	19	29	0	0	0
Helen Chang	28	36.84%	<div><div></div></div>	9	19	0	0	0
Total Votes Cast	76	100.00%	<div><div></div></div>	28	48	0	0	0
Overvotes	0			0	0	0	0	0
Undervotes	21			6	15	0	0	0
Contest Totals	97			34	63	0	0	0

Trustee, Place 8 Collin County Community College

Vote For 1

	TOTAL	VOTE %		Election Day	Early Voting	Ballot By Mail	Provision al Ballots	Limited Ballots
Misty Irby	32	44.44%	<div><div></div></div>	8	24	0	0	0
Bob Collins	40	55.56%	<div><div></div></div>	20	20	0	0	0
Total Votes Cast	72	100.00%	<div><div></div></div>	28	44	0	0	0
Overvotes	0			0	0	0	0	0
Undervotes	25			6	19	0	0	0
Contest Totals	97			34	63	0	0	0

Trustee, Place 9 Collin County Community College

Vote For 1

	TOTAL	VOTE %		Election Day	Early Voting	Ballot By Mail	Provision al Ballots	Limited Ballots
Andy Hardin	57	80.28%	<div><div></div></div>	24	33	0	0	0
Jacoby Stewart Sr.	14	19.72%	<div><div></div></div>	4	10	0	0	0
Total Votes Cast	71	100.00%	<div><div></div></div>	28	43	0	0	0
Overvotes	0			0	0	0	0	0
Undervotes	26			6	20	0	0	0
Contest Totals	97			34	63	0	0	0

Summary Results Report
May 1st, 2021 City/School General and Special
Elections
May 1st, 2021

Final Results
SOVC
Collin County

155

Statistics

	TOTAL	Election Day	Early Voting	Ballot By Mail	Provision al Ballots	Limited Ballots
Registered Voters - Total	2,776					
Ballots Cast - Total	683	151	523	9	0	0
Voter Turnout - Total	24.60%					

Mayor McKinney

Vote For 1

	TOTAL	VOTE %		Election Day	Early Voting	Ballot By Mail	Provision al Ballots	Limited Ballots
Jimmy R. Stewart	14	2.11%	<div><div></div></div>	6	7	1	0	0
George Fuller	457	69.03%	<div><div></div></div>	85	367	5	0	0
Tom Meredith	191	28.85%	<div><div></div></div>	55	134	2	0	0
Total Votes Cast	662	100.00%	<div><div></div></div>	146	508	8	0	0
Overvotes	0			0	0	0	0	0
Undervotes	21			5	15	1	0	0
Contest Totals	683			151	523	9	0	0

City Council At Large McKinney

Vote For 1

	TOTAL	VOTE %		Election Day	Early Voting	Ballot By Mail	Provision al Ballots	Limited Ballots
Brian J. Magnuson	211	38.02%	<div><div></div></div>	52	158	1	0	0
Charlie Philips	344	61.98%	<div><div></div></div>	74	262	8	0	0
Total Votes Cast	555	100.00%	<div><div></div></div>	126	420	9	0	0
Overvotes	0			0	0	0	0	0
Undervotes	128			25	103	0	0	0
Contest Totals	683			151	523	9	0	0

School District Board Of Trustees, Place 7 McKinney

Vote For 1

	TOTAL	VOTE %		Election Day	Early Voting	Ballot By Mail	Provision al Ballots	Limited Ballots
Serena Ashcroft	136	22.08%	<div><div></div></div>	44	91	1	0	0
Joy Booth	227	36.85%	<div><div></div></div>	39	183	5	0	0
Harvey Oaxaca	239	38.80%	<div><div></div></div>	44	192	3	0	0
J.B. Franze	14	2.27%	<div><div></div></div>	5	9	0	0	0
Total Votes Cast	616	100.00%	<div><div></div></div>	132	475	9	0	0
Overvotes	0			0	0	0	0	0
Undervotes	67			19	48	0	0	0
Contest Totals	683			151	523	9	0	0

Summary Results Report
May 1st, 2021 City/School General and Special
Elections
May 1st, 2021

Final Results
SOVC
Collin County

155

Proposition A McKinney ISD

Vote For 1

	TOTAL	VOTE %		Election Day	Early Voting	Ballot By Mail	Provision al Ballots	Limited Ballots
For	547	82.13%	<div><div></div></div>	104	435	8	0	0
Against	119	17.87%	<div><div></div></div>	39	79	1	0	0
Total Votes Cast	666	100.00%	<div><div></div></div>	143	514	9	0	0
Overvotes	0			0	0	0	0	0
Undervotes	17			8	9	0	0	0
Contest Totals	683			151	523	9	0	0

Proposition B McKinney ISD

Vote For 1

	TOTAL	VOTE %		Election Day	Early Voting	Ballot By Mail	Provision al Ballots	Limited Ballots
For	476	71.69%	<div><div></div></div>	79	390	7	0	0
Against	188	28.31%	<div><div></div></div>	63	124	1	0	0
Total Votes Cast	664	100.00%	<div><div></div></div>	142	514	8	0	0
Overvotes	0			0	0	0	0	0
Undervotes	19			9	9	1	0	0
Contest Totals	683			151	523	9	0	0

Proposition C McKinney ISD

Vote For 1

	TOTAL	VOTE %		Election Day	Early Voting	Ballot By Mail	Provision al Ballots	Limited Ballots
For	455	68.22%	<div><div></div></div>	78	372	5	0	0
Against	212	31.78%	<div><div></div></div>	65	143	4	0	0
Total Votes Cast	667	100.00%	<div><div></div></div>	143	515	9	0	0
Overvotes	0			0	0	0	0	0
Undervotes	16			8	8	0	0	0
Contest Totals	683			151	523	9	0	0

Proposition D McKinney ISD

Vote For 1

	TOTAL	VOTE %		Election Day	Early Voting	Ballot By Mail	Provision al Ballots	Limited Ballots
For	460	68.97%	<div><div></div></div>	74	380	6	0	0
Against	207	31.03%	<div><div></div></div>	69	135	3	0	0
Total Votes Cast	667	100.00%	<div><div></div></div>	143	515	9	0	0
Overvotes	0			0	0	0	0	0
Undervotes	16			8	8	0	0	0
Contest Totals	683			151	523	9	0	0

Summary Results Report
May 1st, 2021 City/School General and Special
Elections
May 1st, 2021

Final Results
SOVC
Collin County

155

Trustee, Place 7 Collin County Community College

Vote For 1

	TOTAL	VOTE %		Election Day	Early Voting	Ballot By Mail	Provision al Ballots	Limited Ballots
Jim Orr	266	51.75%	<div><div></div></div>	64	199	3	0	0
Helen Chang	248	48.25%	<div><div></div></div>	58	184	6	0	0
Total Votes Cast	514	100.00%	<div><div></div></div>	122	383	9	0	0
Overvotes	0			0	0	0	0	0
Undervotes	169			29	140	0	0	0
Contest Totals	683			151	523	9	0	0

Trustee, Place 8 Collin County Community College

Vote For 1

	TOTAL	VOTE %		Election Day	Early Voting	Ballot By Mail	Provision al Ballots	Limited Ballots
Misty Irby	258	51.70%	<div><div></div></div>	55	199	4	0	0
Bob Collins	241	48.30%	<div><div></div></div>	63	173	5	0	0
Total Votes Cast	499	100.00%	<div><div></div></div>	118	372	9	0	0
Overvotes	0			0	0	0	0	0
Undervotes	184			33	151	0	0	0
Contest Totals	683			151	523	9	0	0

Trustee, Place 9 Collin County Community College

Vote For 1

	TOTAL	VOTE %		Election Day	Early Voting	Ballot By Mail	Provision al Ballots	Limited Ballots
Andy Hardin	347	70.39%	<div><div></div></div>	74	266	7	0	0
Jacoby Stewart Sr.	146	29.61%	<div><div></div></div>	43	101	2	0	0
Total Votes Cast	493	100.00%	<div><div></div></div>	117	367	9	0	0
Overvotes	0			0	0	0	0	0
Undervotes	190			34	156	0	0	0
Contest Totals	683			151	523	9	0	0

Summary Results Report
May 1st, 2021 City/School General and Special
Elections
May 1st, 2021

Final Results
SOVC
Collin County

156

Statistics

	TOTAL	Election Day	Early Voting	Ballot By Mail	Provisional Ballots	Limited Ballots
Registered Voters - Total	3,562					
Ballots Cast - Total	670	162	502	6	0	0
Voter Turnout - Total	18.81%					

Mayor McKinney

Vote For 1

	TOTAL	VOTE %		Election Day	Early Voting	Ballot By Mail	Provisional Ballots	Limited Ballots
Jimmy R. Stewart	20	3.06%	<div><div></div></div>	7	13	0	0	0
George Fuller	407	62.23%	<div><div></div></div>	85	317	5	0	0
Tom Meredith	227	34.71%	<div><div></div></div>	65	161	1	0	0
Total Votes Cast	654	100.00%	<div><div></div></div>	157	491	6	0	0
Overvotes	0			0	0	0	0	0
Undervotes	16			5	11	0	0	0
Contest Totals	670			162	502	6	0	0

Council Member, District No. 3 McKinney District 3

Vote For 1

	TOTAL	VOTE %		Election Day	Early Voting	Ballot By Mail	Provisional Ballots	Limited Ballots
Vicente Torres	316	53.92%	<div><div></div></div>	91	225	0	0	0
Gere' Feltus	270	46.08%	<div><div></div></div>	52	213	5	0	0
Total Votes Cast	586	100.00%	<div><div></div></div>	143	438	5	0	0
Overvotes	0			0	0	0	0	0
Undervotes	84			19	64	1	0	0
Contest Totals	670			162	502	6	0	0

City Council At Large McKinney

Vote For 1

	TOTAL	VOTE %		Election Day	Early Voting	Ballot By Mail	Provisional Ballots	Limited Ballots
Brian J. Magnuson	247	43.64%	<div><div></div></div>	79	168	0	0	0
Charlie Philips	319	56.36%	<div><div></div></div>	62	253	4	0	0
Total Votes Cast	566	100.00%	<div><div></div></div>	141	421	4	0	0
Overvotes	0			0	0	0	0	0
Undervotes	104			21	81	2	0	0
Contest Totals	670			162	502	6	0	0

Summary Results Report
May 1st, 2021 City/School General and Special
Elections
May 1st, 2021

Final Results
SOVC
Collin County

156

School District Board Of Trustees, Place 7 McKinney

Vote For 1

	TOTAL	VOTE %		Election Day	Early Voting	Ballot By Mail	Provision al Ballots	Limited Ballots
Serena Ashcroft	194	32.23%	<div><div></div></div>	54	139	1	0	0
Joy Booth	119	19.77%	<div><div></div></div>	27	92	0	0	0
Harvey Oaxaca	278	46.18%	<div><div></div></div>	58	216	4	0	0
J.B. Franze	11	1.83%	<div><div></div></div>	2	9	0	0	0
Total Votes Cast	602	100.00%	<div><div></div></div>	141	456	5	0	0
Overvotes	0			0	0	0	0	0
Undervotes	68			21	46	1	0	0
Contest Totals	670			162	502	6	0	0

Proposition A McKinney ISD

Vote For 1

	TOTAL	VOTE %		Election Day	Early Voting	Ballot By Mail	Provision al Ballots	Limited Ballots
For	484	75.16%	<div><div></div></div>	111	368	5	0	0
Against	160	24.84%	<div><div></div></div>	42	117	1	0	0
Total Votes Cast	644	100.00%	<div><div></div></div>	153	485	6	0	0
Overvotes	0			0	0	0	0	0
Undervotes	26			9	17	0	0	0
Contest Totals	670			162	502	6	0	0

Proposition B McKinney ISD

Vote For 1

	TOTAL	VOTE %		Election Day	Early Voting	Ballot By Mail	Provision al Ballots	Limited Ballots
For	410	63.57%	<div><div></div></div>	86	320	4	0	0
Against	235	36.43%	<div><div></div></div>	67	166	2	0	0
Total Votes Cast	645	100.00%	<div><div></div></div>	153	486	6	0	0
Overvotes	0			0	0	0	0	0
Undervotes	25			9	16	0	0	0
Contest Totals	670			162	502	6	0	0

Proposition C McKinney ISD

Vote For 1

	TOTAL	VOTE %		Election Day	Early Voting	Ballot By Mail	Provision al Ballots	Limited Ballots
For	405	62.21%	<div><div></div></div>	80	321	4	0	0
Against	246	37.79%	<div><div></div></div>	74	170	2	0	0
Total Votes Cast	651	100.00%	<div><div></div></div>	154	491	6	0	0
Overvotes	0			0	0	0	0	0
Undervotes	19			8	11	0	0	0
Contest Totals	670			162	502	6	0	0

Summary Results Report
May 1st, 2021 City/School General and Special
Elections
May 1st, 2021

Final Results
SOVC
Collin County

156

Proposition D McKinney ISD

Vote For 1

	TOTAL	VOTE %		Election Day	Early Voting	Ballot By Mail	Provision al Ballots	Limited Ballots
For	403	62.00%	<div><div></div></div>	83	316	4	0	0
Against	247	38.00%	<div><div></div></div>	71	174	2	0	0
Total Votes Cast	650	100.00%	<div><div></div></div>	154	490	6	0	0
Overvotes	0			0	0	0	0	0
Undervotes	20			8	12	0	0	0
Contest Totals	670			162	502	6	0	0

Trustee, Place 7 Collin County Community College

Vote For 1

	TOTAL	VOTE %		Election Day	Early Voting	Ballot By Mail	Provision al Ballots	Limited Ballots
Jim Orr	278	53.67%	<div><div></div></div>	83	192	3	0	0
Helen Chang	240	46.33%	<div><div></div></div>	46	192	2	0	0
Total Votes Cast	518	100.00%	<div><div></div></div>	129	384	5	0	0
Overvotes	0			0	0	0	0	0
Undervotes	152			33	118	1	0	0
Contest Totals	670			162	502	6	0	0

Trustee, Place 8 Collin County Community College

Vote For 1

	TOTAL	VOTE %		Election Day	Early Voting	Ballot By Mail	Provision al Ballots	Limited Ballots
Misty Irby	238	46.94%	<div><div></div></div>	53	182	3	0	0
Bob Collins	269	53.06%	<div><div></div></div>	72	195	2	0	0
Total Votes Cast	507	100.00%	<div><div></div></div>	125	377	5	0	0
Overvotes	0			0	0	0	0	0
Undervotes	163			37	125	1	0	0
Contest Totals	670			162	502	6	0	0

Trustee, Place 9 Collin County Community College

Vote For 1

	TOTAL	VOTE %		Election Day	Early Voting	Ballot By Mail	Provision al Ballots	Limited Ballots
Andy Hardin	335	67.95%	<div><div></div></div>	91	240	4	0	0
Jacoby Stewart Sr.	158	32.05%	<div><div></div></div>	30	128	0	0	0
Total Votes Cast	493	100.00%	<div><div></div></div>	121	368	4	0	0
Overvotes	0			0	0	0	0	0
Undervotes	177			41	134	2	0	0
Contest Totals	670			162	502	6	0	0

Summary Results Report
May 1st, 2021 City/School General and Special
Elections
May 1st, 2021

Final Results
SOVC
Collin County

157

Statistics

	TOTAL	Election Day	Early Voting	Ballot By Mail	Provisional Ballots	Limited Ballots
Registered Voters - Total	3,819					
Ballots Cast - Total	675	250	412	13	0	0
Voter Turnout - Total	17.67%					

Councilmember, Place No. 1 Allen

Vote For 1

	TOTAL	VOTE %		Election Day	Early Voting	Ballot By Mail	Provisional Ballots	Limited Ballots
Christopher Gaspard	17	2.74%	<div><div></div></div>	4	13	0	0	0
Malcom J. Wilkinson	15	2.42%	<div><div></div></div>	5	9	1	0	0
Daren Meis	331	53.30%	<div><div></div></div>	128	201	2	0	0
Nathan Polsky	14	2.25%	<div><div></div></div>	5	7	2	0	0
Andre Hines	22	3.54%	<div><div></div></div>	11	9	2	0	0
Dwight Burns	222	35.75%	<div><div></div></div>	71	146	5	0	0
Total Votes Cast	621	100.00%	<div><div></div></div>	224	385	12	0	0
Overvotes	0			0	0	0	0	0
Undervotes	54			26	27	1	0	0
Contest Totals	675			250	412	13	0	0

Councilmember, Place No. 3 Allen

Vote For 1

	TOTAL	VOTE %		Election Day	Early Voting	Ballot By Mail	Provisional Ballots	Limited Ballots
Joseph Jackson	9	1.39%	<div><div></div></div>	0	8	1	0	0
Joey Herald	61	9.40%	<div><div></div></div>	29	32	0	0	0
Lauren Doherty	310	47.77%	<div><div></div></div>	108	192	10	0	0
Dave Cornette	265	40.83%	<div><div></div></div>	98	166	1	0	0
Kenneth Wineburg, Jr.	4	0.62%	<div><div></div></div>	2	1	1	0	0
Total Votes Cast	649	100.00%	<div><div></div></div>	237	399	13	0	0
Overvotes	0			0	0	0	0	0
Undervotes	26			13	13	0	0	0
Contest Totals	675			250	412	13	0	0

Councilmember, Place No. 5 Allen

Vote For 1

	TOTAL	VOTE %		Election Day	Early Voting	Ballot By Mail	Provisional Ballots	Limited Ballots
Diane Martin	58	9.43%	<div><div></div></div>	20	34	4	0	0
Dave Shafer	293	47.64%	<div><div></div></div>	111	180	2	0	0
Philip Brewer	249	40.49%	<div><div></div></div>	82	162	5	0	0
Edson Mureeba	15	2.44%	<div><div></div></div>	4	10	1	0	0
Total Votes Cast	615	100.00%	<div><div></div></div>	217	386	12	0	0
Overvotes	0			0	0	0	0	0
Undervotes	60			33	26	1	0	0
Contest Totals	675			250	412	13	0	0

Summary Results Report
May 1st, 2021 City/School General and Special
Elections
May 1st, 2021

Final Results
SOVC
Collin County

157

School District Board of Trustees, Place 1 Allen

Vote For 1

	TOTAL	VOTE %		Election Day	Early Voting	Ballot By Mail	Provision al Ballots	Limited Ballots
Jorge J. Torres	122	20.44%	<div><div></div></div>	47	74	1	0	0
Sarah Mitchell	475	79.56%	<div><div></div></div>	169	294	12	0	0
Total Votes Cast	597	100.00%	<div><div></div></div>	216	368	13	0	0
Overvotes	0			0	0	0	0	0
Undervotes	78			34	44	0	0	0
Contest Totals	675			250	412	13	0	0

School District Board of Trustees, Place 2 Allen

Vote For 1

	TOTAL	VOTE %		Election Day	Early Voting	Ballot By Mail	Provision al Ballots	Limited Ballots
David W. Noll	386	69.30%	<div><div></div></div>	136	244	6	0	0
Stacey Greer	171	30.70%	<div><div></div></div>	56	108	7	0	0
Total Votes Cast	557	100.00%	<div><div></div></div>	192	352	13	0	0
Overvotes	0			0	0	0	0	0
Undervotes	118			58	60	0	0	0
Contest Totals	675			250	412	13	0	0

School District Board of Trustees, Place 3 Allen

Vote For 1

	TOTAL	VOTE %		Election Day	Early Voting	Ballot By Mail	Provision al Ballots	Limited Ballots
Kevin Cameron	438	75.78%	<div><div></div></div>	158	274	6	0	0
Deepak Kaithakkapuzha	140	24.22%	<div><div></div></div>	45	88	7	0	0
Total Votes Cast	578	100.00%	<div><div></div></div>	203	362	13	0	0
Overvotes	0			0	0	0	0	0
Undervotes	97			47	50	0	0	0
Contest Totals	675			250	412	13	0	0

Proposition A Allen ISD

Vote For 1

	TOTAL	VOTE %		Election Day	Early Voting	Ballot By Mail	Provision al Ballots	Limited Ballots
For	586	89.60%	<div><div></div></div>	205	370	11	0	0
Against	68	10.40%	<div><div></div></div>	32	34	2	0	0
Total Votes Cast	654	100.00%	<div><div></div></div>	237	404	13	0	0
Overvotes	0			0	0	0	0	0
Undervotes	21			13	8	0	0	0
Contest Totals	675			250	412	13	0	0

Summary Results Report
May 1st, 2021 City/School General and Special
Elections
May 1st, 2021

Final Results
SOVC
Collin County

157

Trustee, Place 7 Collin County Community College

Vote For 1

	TOTAL	VOTE %		Election Day	Early Voting	Ballot By Mail	Provision al Ballots	Limited Ballots
Jim Orr	306	52.04%	<div><div></div></div>	114	190	2	0	0
Helen Chang	282	47.96%	<div><div></div></div>	91	180	11	0	0
Total Votes Cast	588	100.00%	<div><div></div></div>	205	370	13	0	0
Overvotes	0			0	0	0	0	0
Undervotes	87			45	42	0	0	0
Contest Totals	675			250	412	13	0	0

Trustee, Place 8 Collin County Community College

Vote For 1

	TOTAL	VOTE %		Election Day	Early Voting	Ballot By Mail	Provision al Ballots	Limited Ballots
Misty Irby	255	44.12%	<div><div></div></div>	82	163	10	0	0
Bob Collins	323	55.88%	<div><div></div></div>	123	197	3	0	0
Total Votes Cast	578	100.00%	<div><div></div></div>	205	360	13	0	0
Overvotes	0			0	0	0	0	0
Undervotes	97			45	52	0	0	0
Contest Totals	675			250	412	13	0	0

Trustee, Place 9 Collin County Community College

Vote For 1

	TOTAL	VOTE %		Election Day	Early Voting	Ballot By Mail	Provision al Ballots	Limited Ballots
Andy Hardin	381	69.02%	<div><div></div></div>	140	235	6	0	0
Jacoby Stewart Sr.	171	30.98%	<div><div></div></div>	54	110	7	0	0
Total Votes Cast	552	100.00%	<div><div></div></div>	194	345	13	0	0
Overvotes	0			0	0	0	0	0
Undervotes	123			56	67	0	0	0
Contest Totals	675			250	412	13	0	0

Summary Results Report
May 1st, 2021 City/School General and Special
Elections
May 1st, 2021

Final Results
SOVC
Collin County

158

Statistics

	TOTAL	Election Day	Early Voting	Ballot By Mail	Provision al Ballots	Limited Ballots
Registered Voters - Total	2,761					
Ballots Cast - Total	501	169	323	8	1	0
Voter Turnout - Total	18.15%					

Councilmember, Place No.2 Plano

Vote For 1

	TOTAL	VOTE %		Election Day	Early Voting	Ballot By Mail	Provision al Ballots	Limited Ballots
Anthony Ricciardelli	202	45.09%	<div><div></div></div>	82	112	8	0	0
Steve Lavine	246	54.91%	<div><div></div></div>	71	175	0	0	0
Total Votes Cast	448	100.00%	<div><div></div></div>	153	287	8	0	0
Overvotes	0			0	0	0	0	0
Undervotes	53			16	36	0	1	0
Contest Totals	501			169	323	8	1	0

Councilmember, Place No.4 Plano

Vote For 1

	TOTAL	VOTE %		Election Day	Early Voting	Ballot By Mail	Provision al Ballots	Limited Ballots
Vidal Quintanilla	27	6.04%	<div><div></div></div>	12	14	1	0	0
Justin Adcock	160	35.79%	<div><div></div></div>	58	97	5	0	0
Kayci Prince	155	34.68%	<div><div></div></div>	46	107	2	0	0
Nassat Parveen	105	23.49%	<div><div></div></div>	31	74	0	0	0
Total Votes Cast	447	100.00%	<div><div></div></div>	147	292	8	0	0
Overvotes	0			0	0	0	0	0
Undervotes	54			22	31	0	1	0
Contest Totals	501			169	323	8	1	0

Councilmember, Place No.6 (Mayor)

Vote For 1

	TOTAL	VOTE %		Election Day	Early Voting	Ballot By Mail	Provision al Ballots	Limited Ballots
Lydia Ortega	23	4.73%	<div><div></div></div>	11	11	1	0	0
Lily Bao	194	39.92%	<div><div></div></div>	75	114	5	0	0
John Muns	269	55.35%	<div><div></div></div>	82	185	2	0	0
Total Votes Cast	486	100.00%	<div><div></div></div>	168	310	8	0	0
Overvotes	0			0	0	0	0	0
Undervotes	15			1	13	0	1	0
Contest Totals	501			169	323	8	1	0

Summary Results Report
May 1st, 2021 City/School General and Special
Elections
May 1st, 2021

Final Results
SOVC
Collin County

158

Councilmember, Place No.8 Plano

Vote For 1

	TOTAL	VOTE %		Election Day	Early Voting	Ballot By Mail	Provision al Ballots	Limited Ballots
Elisa Klein	244	55.96%	<div><div></div></div>	84	158	2	0	0
Rick Smith	192	44.04%	<div><div></div></div>	67	119	6	0	0
Total Votes Cast	436	100.00%	<div><div></div></div>	151	277	8	0	0
Overvotes	0			0	0	0	0	0
Undervotes	65			18	46	0	1	0
Contest Totals	501			169	323	8	1	0

Councilmember, Place No.7 Plano

Vote For 1

	TOTAL	VOTE %		Election Day	Early Voting	Ballot By Mail	Provision al Ballots	Limited Ballots
David M. Smith	81	18.45%	<div><div></div></div>	25	54	2	0	0
Julie Holmer	151	34.40%	<div><div></div></div>	51	98	2	0	0
Sandeep Srivastava	75	17.08%	<div><div></div></div>	23	52	0	0	0
Chris Robertson	102	23.23%	<div><div></div></div>	40	58	4	0	0
Bill Lisle III	30	6.83%	<div><div></div></div>	10	20	0	0	0
Total Votes Cast	439	100.00%	<div><div></div></div>	149	282	8	0	0
Overvotes	0			0	0	0	0	0
Undervotes	62			20	41	0	1	0
Contest Totals	501			169	323	8	1	0

Proposition A City of Plano

Vote For 1

	TOTAL	VOTE %		Election Day	Early Voting	Ballot By Mail	Provision al Ballots	Limited Ballots
For	327	71.71%	<div><div></div></div>	98	223	6	0	0
Against	129	28.29%	<div><div></div></div>	56	72	1	0	0
Total Votes Cast	456	100.00%	<div><div></div></div>	154	295	7	0	0
Overvotes	0			0	0	0	0	0
Undervotes	45			15	28	1	1	0
Contest Totals	501			169	323	8	1	0

Proposition B City of Plano

Vote For 1

	TOTAL	VOTE %		Election Day	Early Voting	Ballot By Mail	Provision al Ballots	Limited Ballots
For	306	66.96%	<div><div></div></div>	91	209	6	0	0
Against	151	33.04%	<div><div></div></div>	62	88	1	0	0
Total Votes Cast	457	100.00%	<div><div></div></div>	153	297	7	0	0
Overvotes	0			0	0	0	0	0
Undervotes	44			16	26	1	1	0
Contest Totals	501			169	323	8	1	0

Summary Results Report
May 1st, 2021 City/School General and Special
Elections
May 1st, 2021

Final Results
SOVC
Collin County

158

Proposition C City of Plano

Vote For 1

	TOTAL	VOTE %		Election Day	Early Voting	Ballot By Mail	Provision al Ballots	Limited Ballots
For	229	50.66%	<div><div></div></div>	66	158	5	0	0
Against	223	49.34%	<div><div></div></div>	88	132	3	0	0
Total Votes Cast	452	100.00%	<div><div></div></div>	154	290	8	0	0
Overvotes	0			0	0	0	0	0
Undervotes	49			15	33	0	1	0
Contest Totals	501			169	323	8	1	0

Proposition D City of Plano

Vote For 1

	TOTAL	VOTE %		Election Day	Early Voting	Ballot By Mail	Provision al Ballots	Limited Ballots
For	298	66.37%	<div><div></div></div>	85	208	5	0	0
Against	151	33.63%	<div><div></div></div>	66	84	1	0	0
Total Votes Cast	449	100.00%	<div><div></div></div>	151	292	6	0	0
Overvotes	0			0	0	0	0	0
Undervotes	52			18	31	2	1	0
Contest Totals	501			169	323	8	1	0

Proposition E City of Plano

Vote For 1

	TOTAL	VOTE %		Election Day	Early Voting	Ballot By Mail	Provision al Ballots	Limited Ballots
For	249	56.33%	<div><div></div></div>	73	171	5	0	0
Against	193	43.67%	<div><div></div></div>	77	114	2	0	0
Total Votes Cast	442	100.00%	<div><div></div></div>	150	285	7	0	0
Overvotes	0			0	0	0	0	0
Undervotes	59			19	38	1	1	0
Contest Totals	501			169	323	8	1	0

Proposition F City of Plano

Vote For 1

	TOTAL	VOTE %		Election Day	Early Voting	Ballot By Mail	Provision al Ballots	Limited Ballots
For	309	67.76%	<div><div></div></div>	96	208	5	0	0
Against	147	32.24%	<div><div></div></div>	58	86	3	0	0
Total Votes Cast	456	100.00%	<div><div></div></div>	154	294	8	0	0
Overvotes	0			0	0	0	0	0
Undervotes	45			15	29	0	1	0
Contest Totals	501			169	323	8	1	0

Summary Results Report
May 1st, 2021 City/School General and Special
Elections
May 1st, 2021

Final Results
SOVC
Collin County

158

School District Board of Trustees, Place 1 Allen

Vote For 1

	TOTAL	VOTE %		Election Day	Early Voting	Ballot By Mail	Provision al Ballots	Limited Ballots
Jorge J. Torres	1	50.00%	<div><div></div></div>	0	1	0	0	0
Sarah Mitchell	1	50.00%	<div><div></div></div>	0	1	0	0	0
Total Votes Cast	2	100.00%	<div><div></div></div>	0	2	0	0	0
Overvotes	0			0	0	0	0	0
Undervotes	1			0	1	0	0	0
Contest Totals	3			0	3	0	0	0

School District Board of Trustees, Place 2 Allen

Vote For 1

	TOTAL	VOTE %		Election Day	Early Voting	Ballot By Mail	Provision al Ballots	Limited Ballots
David W. Noll	0	0.00%	<div><div></div></div>	0	0	0	0	0
Stacey Greer	2	100.00%	<div><div></div></div>	0	2	0	0	0
Total Votes Cast	2	100.00%	<div><div></div></div>	0	2	0	0	0
Overvotes	0			0	0	0	0	0
Undervotes	1			0	1	0	0	0
Contest Totals	3			0	3	0	0	0

School District Board of Trustees, Place 3 Allen

Vote For 1

	TOTAL	VOTE %		Election Day	Early Voting	Ballot By Mail	Provision al Ballots	Limited Ballots
Kevin Cameron	2	100.00%	<div><div></div></div>	0	2	0	0	0
Deepak Kaithakkapuzha	0	0.00%	<div><div></div></div>	0	0	0	0	0
Total Votes Cast	2	100.00%	<div><div></div></div>	0	2	0	0	0
Overvotes	0			0	0	0	0	0
Undervotes	1			0	1	0	0	0
Contest Totals	3			0	3	0	0	0

Proposition A Allen ISD

Vote For 1

	TOTAL	VOTE %		Election Day	Early Voting	Ballot By Mail	Provision al Ballots	Limited Ballots
For	2	66.67%	<div><div></div></div>	0	2	0	0	0
Against	1	33.33%	<div><div></div></div>	0	1	0	0	0
Total Votes Cast	3	100.00%	<div><div></div></div>	0	3	0	0	0
Overvotes	0			0	0	0	0	0
Undervotes	0			0	0	0	0	0
Contest Totals	3			0	3	0	0	0

Summary Results Report
May 1st, 2021 City/School General and Special
Elections
May 1st, 2021

Final Results
SOVC
Collin County

158

Trustee, Place 1 Plano

Vote For 1

	TOTAL	VOTE %		Election Day	Early Voting	Ballot By Mail	Provision al Ballots	Limited Ballots
Lauren Tyra	245	59.90%	<div><div></div></div>	75	166	4	0	0
Shafik Ben Guesmia	37	9.05%	<div><div></div></div>	12	25	0	0	0
Semida Voicu	127	31.05%	<div><div></div></div>	53	70	4	0	0
Total Votes Cast	409	100.00%	<div><div></div></div>	140	261	8	0	0
Overvotes	0			0	0	0	0	0
Undervotes	89			29	59	0	1	0
Contest Totals	498			169	320	8	1	0

Trustee, Place 2 Plano

Vote For 1

	TOTAL	VOTE %		Election Day	Early Voting	Ballot By Mail	Provision al Ballots	Limited Ballots
Dayna Oscherwitz	183	45.30%	<div><div></div></div>	53	130	0	0	0
Ajikwaga Felli	33	8.17%	<div><div></div></div>	18	15	0	0	0
Angela Powell	188	46.53%	<div><div></div></div>	68	112	8	0	0
Total Votes Cast	404	100.00%	<div><div></div></div>	139	257	8	0	0
Overvotes	0			0	0	0	0	0
Undervotes	94			30	63	0	1	0
Contest Totals	498			169	320	8	1	0

Trustee, Place 3 Plano

Vote For 1

	TOTAL	VOTE %		Election Day	Early Voting	Ballot By Mail	Provision al Ballots	Limited Ballots
Nancy C. Humphrey	240	62.34%	<div><div></div></div>	69	165	6	0	0
Lynn Walling	145	37.66%	<div><div></div></div>	65	78	2	0	0
Total Votes Cast	385	100.00%	<div><div></div></div>	134	243	8	0	0
Overvotes	0			0	0	0	0	0
Undervotes	113			35	77	0	1	0
Contest Totals	498			169	320	8	1	0

Trustee, Place 6 Plano

Vote For 1

	TOTAL	VOTE %		Election Day	Early Voting	Ballot By Mail	Provision al Ballots	Limited Ballots
Marilyn Loughray	152	38.87%	<div><div></div></div>	70	80	2	0	0
Jeri Chambers	239	61.13%	<div><div></div></div>	69	164	6	0	0
Total Votes Cast	391	100.00%	<div><div></div></div>	139	244	8	0	0
Overvotes	0			0	0	0	0	0
Undervotes	107			30	76	0	1	0
Contest Totals	498			169	320	8	1	0

Summary Results Report
May 1st, 2021 City/School General and Special
Elections
May 1st, 2021

Final Results
SOVC
Collin County

158

Trustee, Place 7 Collin County Community College

Vote For 1

	TOTAL	VOTE %		Election Day	Early Voting	Ballot By Mail	Provision al Ballots	Limited Ballots
Jim Orr	160	39.70%	<div><div></div></div>	53	101	6	0	0
Helen Chang	243	60.30%	<div><div></div></div>	83	157	2	1	0
Total Votes Cast	403	100.00%	<div><div></div></div>	136	258	8	1	0
Overvotes	0			0	0	0	0	0
Undervotes	98			33	65	0	0	0
Contest Totals	501			169	323	8	1	0

Trustee, Place 8 Collin County Community College

Vote For 1

	TOTAL	VOTE %		Election Day	Early Voting	Ballot By Mail	Provision al Ballots	Limited Ballots
Misty Irby	223	57.33%	<div><div></div></div>	72	148	2	1	0
Bob Collins	166	42.67%	<div><div></div></div>	61	99	6	0	0
Total Votes Cast	389	100.00%	<div><div></div></div>	133	247	8	1	0
Overvotes	0			0	0	0	0	0
Undervotes	112			36	76	0	0	0
Contest Totals	501			169	323	8	1	0

Trustee, Place 9 Collin County Community College

Vote For 1

	TOTAL	VOTE %		Election Day	Early Voting	Ballot By Mail	Provision al Ballots	Limited Ballots
Andy Hardin	190	49.74%	<div><div></div></div>	68	114	7	1	0
Jacoby Stewart Sr.	192	50.26%	<div><div></div></div>	63	128	1	0	0
Total Votes Cast	382	100.00%	<div><div></div></div>	131	242	8	1	0
Overvotes	0			0	0	0	0	0
Undervotes	119			38	81	0	0	0
Contest Totals	501			169	323	8	1	0

Summary Results Report
May 1st, 2021 City/School General and Special
Elections
May 1st, 2021

Final Results
SOVC
Collin County

159

Statistics

	TOTAL	Election Day	Early Voting	Ballot By Mail	Provisional Ballots	Limited Ballots
Registered Voters - Total	3,130					
Ballots Cast - Total	192	87	105	0	0	0
Voter Turnout - Total	6.13%					

Councilmember, Place 2 Wylie

Vote For 1

	TOTAL	VOTE %		Election Day	Early Voting	Ballot By Mail	Provisional Ballots	Limited Ballots
Dave Strang	96	100.00%	<div><div></div></div>	39	57	0	0	0
Total Votes Cast	96	100.00%	<div><div></div></div>	39	57	0	0	0
Overvotes	0			0	0	0	0	0
Undervotes	96			48	48	0	0	0
Contest Totals	192			87	105	0	0	0

Councilmember, Place 4 Wylie

Vote For 1

	TOTAL	VOTE %		Election Day	Early Voting	Ballot By Mail	Provisional Ballots	Limited Ballots
Scott Williams	76	40.21%	<div><div></div></div>	26	50	0	0	0
Raymond Perry	20	10.58%	<div><div></div></div>	16	4	0	0	0
Mary Harris	93	49.21%	<div><div></div></div>	43	50	0	0	0
Total Votes Cast	189	100.00%	<div><div></div></div>	85	104	0	0	0
Overvotes	0			0	0	0	0	0
Undervotes	3			2	1	0	0	0
Contest Totals	192			87	105	0	0	0

Trustee, Place 7 Collin County Community College

Vote For 1

	TOTAL	VOTE %		Election Day	Early Voting	Ballot By Mail	Provisional Ballots	Limited Ballots
Jim Orr	82	45.81%	<div><div></div></div>	32	50	0	0	0
Helen Chang	97	54.19%	<div><div></div></div>	46	51	0	0	0
Total Votes Cast	179	100.00%	<div><div></div></div>	78	101	0	0	0
Overvotes	0			0	0	0	0	0
Undervotes	13			9	4	0	0	0
Contest Totals	192			87	105	0	0	0

Trustee, Place 8 Collin County Community College

Vote For 1

	TOTAL	VOTE %		Election Day	Early Voting	Ballot By Mail	Provisional Ballots	Limited Ballots
Misty Irby	96	55.17%	<div><div></div></div>	44	52	0	0	0
Bob Collins	78	44.83%	<div><div></div></div>	30	48	0	0	0
Total Votes Cast	174	100.00%	<div><div></div></div>	74	100	0	0	0
Overvotes	0			0	0	0	0	0
Undervotes	18			13	5	0	0	0
Contest Totals	192			87	105	0	0	0

Summary Results Report
 May 1st, 2021 City/School General and Special
 Elections
 May 1st, 2021

Final Results
 SOVC
 Collin County

159

Trustee, Place 9 Collin County Community College

Vote For 1

	TOTAL	VOTE %		Election Day	Early Voting	Ballot By Mail	Provision al Ballots	Limited Ballots
Andy Hardin	97	58.43%	<div><div></div></div>	43	54	0	0	0
Jacoby Stewart Sr.	69	41.57%	<div><div></div></div>	27	42	0	0	0
Total Votes Cast	166	100.00%	<div><div></div></div>	70	96	0	0	0
Overvotes	0			0	0	0	0	0
Undervotes	26			17	9	0	0	0
Contest Totals	192			87	105	0	0	0

Summary Results Report
May 1st, 2021 City/School General and Special
Elections
May 1st, 2021

Final Results
SOVC
Collin County

160

Statistics

	TOTAL	Election Day	Early Voting	Ballot By Mail	Provision al Ballots	Limited Ballots
Registered Voters - Total	377					
Ballots Cast - Total	11	5	6	0	0	0
Voter Turnout - Total	2.92%					

Trustee, Place 5 Celina

Vote For 1

	TOTAL	VOTE %		Election Day	Early Voting	Ballot By Mail	Provision al Ballots	Limited Ballots
Tracey Balsamo	8	100.00%	<div><div></div></div>	5	3	0	0	0
Total Votes Cast	8	100.00%	<div><div></div></div>	5	3	0	0	0
Overvotes	0			0	0	0	0	0
Undervotes	2			0	2	0	0	0
Contest Totals	10			5	5	0	0	0

Trustee, Place 6 Celina

Vote For 1

	TOTAL	VOTE %		Election Day	Early Voting	Ballot By Mail	Provision al Ballots	Limited Ballots
Kelly Juergens	8	100.00%	<div><div></div></div>	4	4	0	0	0
Total Votes Cast	8	100.00%	<div><div></div></div>	4	4	0	0	0
Overvotes	0			0	0	0	0	0
Undervotes	2			1	1	0	0	0
Contest Totals	10			5	5	0	0	0

Trustee, Place 7 Celina

Vote For 1

	TOTAL	VOTE %		Election Day	Early Voting	Ballot By Mail	Provision al Ballots	Limited Ballots
Vicky Hogue	1	10.00%	<div><div></div></div>	1	0	0	0	0
Todd Snyder	9	90.00%	<div><div></div></div>	4	5	0	0	0
Total Votes Cast	10	100.00%	<div><div></div></div>	5	5	0	0	0
Overvotes	0			0	0	0	0	0
Undervotes	0			0	0	0	0	0
Contest Totals	10			5	5	0	0	0

Trustee, Place 7 Collin County Community College

Vote For 1

	TOTAL	VOTE %		Election Day	Early Voting	Ballot By Mail	Provision al Ballots	Limited Ballots
Jim Orr	6	85.71%	<div><div></div></div>	4	2	0	0	0
Helen Chang	1	14.29%	<div><div></div></div>	0	1	0	0	0
Total Votes Cast	7	100.00%	<div><div></div></div>	4	3	0	0	0
Overvotes	0			0	0	0	0	0
Undervotes	4			1	3	0	0	0
Contest Totals	11			5	6	0	0	0

Summary Results Report
May 1st, 2021 City/School General and Special
Elections
May 1st, 2021

Final Results
SOVC
Collin County

160

Trustee, Place 8 Collin County Community College

Vote For 1

	TOTAL	VOTE %		Election Day	Early Voting	Ballot By Mail	Provision al Ballots	Limited Ballots
Misty Irby	2	28.57%	<div><div></div></div>	2	0	0	0	0
Bob Collins	5	71.43%	<div><div></div></div>	2	3	0	0	0
Total Votes Cast	7	100.00%	<div><div></div></div>	4	3	0	0	0
Overvotes	0			0	0	0	0	0
Undervotes	4			1	3	0	0	0
Contest Totals	11			5	6	0	0	0

Trustee, Place 9 Collin County Community College

Vote For 1

	TOTAL	VOTE %		Election Day	Early Voting	Ballot By Mail	Provision al Ballots	Limited Ballots
Andy Hardin	6	85.71%	<div><div></div></div>	3	3	0	0	0
Jacoby Stewart Sr.	1	14.29%	<div><div></div></div>	1	0	0	0	0
Total Votes Cast	7	100.00%	<div><div></div></div>	4	3	0	0	0
Overvotes	0			0	0	0	0	0
Undervotes	4			1	3	0	0	0
Contest Totals	11			5	6	0	0	0

Summary Results Report
May 1st, 2021 City/School General and Special
Elections
May 1st, 2021

Final Results
SOVC
Collin County

161

Statistics

	TOTAL	Election Day	Early Voting	Ballot By Mail	Provision al Ballots	Limited Ballots
Registered Voters - Total	284					
Ballots Cast - Total	22	5	17	0	0	0
Voter Turnout - Total	7.75%					

City Council, Mayor Anna

Vote For 1

	TOTAL	VOTE %		Election Day	Early Voting	Ballot By Mail	Provision al Ballots	Limited Ballots
Glen Johnson	1	33.33%	<div><div></div></div>	1	0	0	0	0
Nate Pike	2	66.67%	<div><div></div></div>	1	1	0	0	0
Total Votes Cast	3	100.00%	<div><div></div></div>	2	1	0	0	0
Overvotes	0			0	0	0	0	0
Undervotes	1			1	0	0	0	0
Contest Totals	4			3	1	0	0	0

City Council, Place 1 Anna

Vote For 1

	TOTAL	VOTE %		Election Day	Early Voting	Ballot By Mail	Provision al Ballots	Limited Ballots
Jimmy Onkangi	0	0.00%	<div><div></div></div>	0	0	0	0	0
Anthony Richardson	0	0.00%	<div><div></div></div>	0	0	0	0	0
Kevin Toten	1	25.00%	<div><div></div></div>	0	1	0	0	0
Bryan F. Heath	3	75.00%	<div><div></div></div>	3	0	0	0	0
Total Votes Cast	4	100.00%	<div><div></div></div>	3	1	0	0	0
Overvotes	0			0	0	0	0	0
Undervotes	0			0	0	0	0	0
Contest Totals	4			3	1	0	0	0

Proposition A City of Anna

Vote For 1

	TOTAL	VOTE %		Election Day	Early Voting	Ballot By Mail	Provision al Ballots	Limited Ballots
For	2	66.67%	<div><div></div></div>	1	1	0	0	0
Against	1	33.33%	<div><div></div></div>	1	0	0	0	0
Total Votes Cast	3	100.00%	<div><div></div></div>	2	1	0	0	0
Overvotes	0			0	0	0	0	0
Undervotes	1			1	0	0	0	0
Contest Totals	4			3	1	0	0	0

Proposition B City of Anna

Vote For 1

	TOTAL	VOTE %		Election Day	Early Voting	Ballot By Mail	Provision al Ballots	Limited Ballots
For	2	66.67%	<div><div></div></div>	1	1	0	0	0
Against	1	33.33%	<div><div></div></div>	1	0	0	0	0
Total Votes Cast	3	100.00%	<div><div></div></div>	2	1	0	0	0
Overvotes	0			0	0	0	0	0
Undervotes	1			1	0	0	0	0
Contest Totals	4			3	1	0	0	0

Summary Results Report
May 1st, 2021 City/School General and Special
Elections
May 1st, 2021

Final Results
SOVC
Collin County

161

Proposition C City of Anna

Vote For 1

	TOTAL	VOTE %		Election Day	Early Voting	Ballot By Mail	Provision al Ballots	Limited Ballots
For	2	66.67%	<div><div></div></div>	1	1	0	0	0
Against	1	33.33%	<div><div></div></div>	1	0	0	0	0
Total Votes Cast	3	100.00%	<div><div></div></div>	2	1	0	0	0
Overvotes	0			0	0	0	0	0
Undervotes	1			1	0	0	0	0
Contest Totals	4			3	1	0	0	0

Trustee, Place 2 Anna

Vote For 1

	TOTAL	VOTE %		Election Day	Early Voting	Ballot By Mail	Provision al Ballots	Limited Ballots
Jason Adams	1	33.33%	<div><div></div></div>	1	0	0	0	0
Jourdan Henley	0	0.00%	<div><div></div></div>	0	0	0	0	0
Diane Hopewell	2	66.67%	<div><div></div></div>	1	1	0	0	0
Total Votes Cast	3	100.00%	<div><div></div></div>	2	1	0	0	0
Overvotes	0			0	0	0	0	0
Undervotes	1			1	0	0	0	0
Contest Totals	4			3	1	0	0	0

Trustee, Place 6 Anna

Vote For 1

	TOTAL	VOTE %		Election Day	Early Voting	Ballot By Mail	Provision al Ballots	Limited Ballots
Paul "Monty" Renfro	2	100.00%	<div><div></div></div>	1	1	0	0	0
Total Votes Cast	2	100.00%	<div><div></div></div>	1	1	0	0	0
Overvotes	0			0	0	0	0	0
Undervotes	2			2	0	0	0	0
Contest Totals	4			3	1	0	0	0

Trustee, Place 5 Celina

Vote For 1

	TOTAL	VOTE %		Election Day	Early Voting	Ballot By Mail	Provision al Ballots	Limited Ballots
Tracey Balsamo	2	100.00%	<div><div></div></div>	0	2	0	0	0
Total Votes Cast	2	100.00%	<div><div></div></div>	0	2	0	0	0
Overvotes	0			0	0	0	0	0
Undervotes	0			0	0	0	0	0
Contest Totals	2			0	2	0	0	0

Summary Results Report
May 1st, 2021 City/School General and Special
Elections
May 1st, 2021

Final Results
SOVC
Collin County

161

Trustee, Place 6 Celina

Vote For 1

	TOTAL	VOTE %		Election Day	Early Voting	Ballot By Mail	Provision al Ballots	Limited Ballots
Kelly Juergens	2	100.00%	<div><div></div></div>	0	2	0	0	0
Total Votes Cast	2	100.00%	<div><div></div></div>	0	2	0	0	0
Overvotes	0			0	0	0	0	0
Undervotes	0			0	0	0	0	0
Contest Totals	2			0	2	0	0	0

Trustee, Place 7 Celina

Vote For 1

	TOTAL	VOTE %		Election Day	Early Voting	Ballot By Mail	Provision al Ballots	Limited Ballots
Vicky Hogue	0	0.00%	<div><div></div></div>	0	0	0	0	0
Todd Snyder	2	100.00%	<div><div></div></div>	0	2	0	0	0
Total Votes Cast	2	100.00%	<div><div></div></div>	0	2	0	0	0
Overvotes	0			0	0	0	0	0
Undervotes	0			0	0	0	0	0
Contest Totals	2			0	2	0	0	0

School District Board of Trustees, Place 2 McKinney District 2

Vote For 1

	TOTAL	VOTE %		Election Day	Early Voting	Ballot By Mail	Provision al Ballots	Limited Ballots
Philip Hassler	8	100.00%	<div><div></div></div>	1	7	0	0	0
Anthony Congine	0	0.00%	<div><div></div></div>	0	0	0	0	0
Total Votes Cast	8	100.00%	<div><div></div></div>	1	7	0	0	0
Overvotes	0			0	0	0	0	0
Undervotes	3			0	3	0	0	0
Contest Totals	11			1	10	0	0	0

School District Board Of Trustees, Place 7 McKinney

Vote For 1

	TOTAL	VOTE %		Election Day	Early Voting	Ballot By Mail	Provision al Ballots	Limited Ballots
Serena Ashcroft	1	10.00%	<div><div></div></div>	1	0	0	0	0
Joy Booth	1	10.00%	<div><div></div></div>	0	1	0	0	0
Harvey Oaxaca	8	80.00%	<div><div></div></div>	0	8	0	0	0
J.B. Franze	0	0.00%	<div><div></div></div>	0	0	0	0	0
Total Votes Cast	10	100.00%	<div><div></div></div>	1	9	0	0	0
Overvotes	0			0	0	0	0	0
Undervotes	1			0	1	0	0	0
Contest Totals	11			1	10	0	0	0

Summary Results Report
May 1st, 2021 City/School General and Special
Elections
May 1st, 2021

Final Results
SOVC
Collin County

161

Proposition A McKinney ISD

Vote For 1

	TOTAL	VOTE %		Election Day	Early Voting	Ballot By Mail	Provision al Ballots	Limited Ballots
For	10	90.91%	<div><div></div></div>	1	9	0	0	0
Against	1	9.09%	<div><div></div></div>	0	1	0	0	0
Total Votes Cast	11	100.00%	<div><div></div></div>	1	10	0	0	0
Overvotes	0			0	0	0	0	0
Undervotes	0			0	0	0	0	0
Contest Totals	11			1	10	0	0	0

Proposition B McKinney ISD

Vote For 1

	TOTAL	VOTE %		Election Day	Early Voting	Ballot By Mail	Provision al Ballots	Limited Ballots
For	8	80.00%	<div><div></div></div>	0	8	0	0	0
Against	2	20.00%	<div><div></div></div>	1	1	0	0	0
Total Votes Cast	10	100.00%	<div><div></div></div>	1	9	0	0	0
Overvotes	0			0	0	0	0	0
Undervotes	1			0	1	0	0	0
Contest Totals	11			1	10	0	0	0

Proposition C McKinney ISD

Vote For 1

	TOTAL	VOTE %		Election Day	Early Voting	Ballot By Mail	Provision al Ballots	Limited Ballots
For	8	80.00%	<div><div></div></div>	0	8	0	0	0
Against	2	20.00%	<div><div></div></div>	1	1	0	0	0
Total Votes Cast	10	100.00%	<div><div></div></div>	1	9	0	0	0
Overvotes	0			0	0	0	0	0
Undervotes	1			0	1	0	0	0
Contest Totals	11			1	10	0	0	0

Proposition D McKinney ISD

Vote For 1

	TOTAL	VOTE %		Election Day	Early Voting	Ballot By Mail	Provision al Ballots	Limited Ballots
For	8	72.73%	<div><div></div></div>	0	8	0	0	0
Against	3	27.27%	<div><div></div></div>	1	2	0	0	0
Total Votes Cast	11	100.00%	<div><div></div></div>	1	10	0	0	0
Overvotes	0			0	0	0	0	0
Undervotes	0			0	0	0	0	0
Contest Totals	11			1	10	0	0	0

Summary Results Report
May 1st, 2021 City/School General and Special
Elections
May 1st, 2021

Final Results
SOVC
Collin County

161

Trustee, Place 3 Melissa

Vote For 1

	TOTAL	VOTE %		Election Day	Early Voting	Ballot By Mail	Provision al Ballots	Limited Ballots
Rachel Taylor	2	50.00%	<div><div></div></div>	0	2	0	0	0
Jason Granger	2	50.00%	<div><div></div></div>	0	2	0	0	0
Kent Norwood	0	0.00%	<div><div></div></div>	0	0	0	0	0
Total Votes Cast	4	100.00%	<div><div></div></div>	0	4	0	0	0
Overvotes	0			0	0	0	0	0
Undervotes	1			1	0	0	0	0
Contest Totals	5			1	4	0	0	0

Trustee, Place 4 Melissa

Vote For 1

	TOTAL	VOTE %		Election Day	Early Voting	Ballot By Mail	Provision al Ballots	Limited Ballots
Jenifer Grace	2	50.00%	<div><div></div></div>	0	2	0	0	0
Russell Cox	2	50.00%	<div><div></div></div>	0	2	0	0	0
Total Votes Cast	4	100.00%	<div><div></div></div>	0	4	0	0	0
Overvotes	0			0	0	0	0	0
Undervotes	1			1	0	0	0	0
Contest Totals	5			1	4	0	0	0

Trustee, Place 5 Melissa

Vote For 1

	TOTAL	VOTE %		Election Day	Early Voting	Ballot By Mail	Provision al Ballots	Limited Ballots
Quentin Thomason	1	25.00%	<div><div></div></div>	0	1	0	0	0
Omar Landrum	3	75.00%	<div><div></div></div>	0	3	0	0	0
Total Votes Cast	4	100.00%	<div><div></div></div>	0	4	0	0	0
Overvotes	0			0	0	0	0	0
Undervotes	1			1	0	0	0	0
Contest Totals	5			1	4	0	0	0

Proposition A Melissa ISD

Vote For 1

	TOTAL	VOTE %		Election Day	Early Voting	Ballot By Mail	Provision al Ballots	Limited Ballots
For	2	40.00%	<div><div></div></div>	0	2	0	0	0
Against	3	60.00%	<div><div></div></div>	1	2	0	0	0
Total Votes Cast	5	100.00%	<div><div></div></div>	1	4	0	0	0
Overvotes	0			0	0	0	0	0
Undervotes	0			0	0	0	0	0
Contest Totals	5			1	4	0	0	0

Summary Results Report
May 1st, 2021 City/School General and Special
Elections
May 1st, 2021

Final Results
SOVC
Collin County

161

Trustee, Place 7 Collin County Community College

Vote For 1

	TOTAL	VOTE %		Election Day	Early Voting	Ballot By Mail	Provision al Ballots	Limited Ballots
Jim Orr	12	70.59%	<div><div></div></div>	3	9	0	0	0
Helen Chang	5	29.41%	<div><div></div></div>	1	4	0	0	0
Total Votes Cast	17	100.00%	<div><div></div></div>	4	13	0	0	0
Overvotes	0			0	0	0	0	0
Undervotes	5			1	4	0	0	0
Contest Totals	22			5	17	0	0	0

Trustee, Place 8 Collin County Community College

Vote For 1

	TOTAL	VOTE %		Election Day	Early Voting	Ballot By Mail	Provision al Ballots	Limited Ballots
Misty Irby	5	31.25%	<div><div></div></div>	0	5	0	0	0
Bob Collins	11	68.75%	<div><div></div></div>	4	7	0	0	0
Total Votes Cast	16	100.00%	<div><div></div></div>	4	12	0	0	0
Overvotes	0			0	0	0	0	0
Undervotes	6			1	5	0	0	0
Contest Totals	22			5	17	0	0	0

Trustee, Place 9 Collin County Community College

Vote For 1

	TOTAL	VOTE %		Election Day	Early Voting	Ballot By Mail	Provision al Ballots	Limited Ballots
Andy Hardin	13	81.25%	<div><div></div></div>	3	10	0	0	0
Jacoby Stewart Sr.	3	18.75%	<div><div></div></div>	1	2	0	0	0
Total Votes Cast	16	100.00%	<div><div></div></div>	4	12	0	0	0
Overvotes	0			0	0	0	0	0
Undervotes	6			1	5	0	0	0
Contest Totals	22			5	17	0	0	0

Summary Results Report
May 1st, 2021 City/School General and Special
Elections
May 1st, 2021

Final Results
SOVC
Collin County

162

Statistics

	TOTAL	Election Day	Early Voting	Ballot By Mail	Provisional Ballots	Limited Ballots
Registered Voters - Total	273					
Ballots Cast - Total	26	12	14	0	0	0
Voter Turnout - Total	9.52%					

City Council, Mayor Anna

Vote For 1

	TOTAL	VOTE %		Election Day	Early Voting	Ballot By Mail	Provisional Ballots	Limited Ballots
Glen Johnson	0	0.00%	<div></div>	0	0	0	0	0
Nate Pike	10	100.00%	<div></div>	2	8	0	0	0
Total Votes Cast	10	100.00%	<div></div>	2	8	0	0	0
Overvotes	0			0	0	0	0	0
Undervotes	0			0	0	0	0	0
Contest Totals	10			2	8	0	0	0

City Council, Place 1 Anna

Vote For 1

	TOTAL	VOTE %		Election Day	Early Voting	Ballot By Mail	Provisional Ballots	Limited Ballots
Jimmy Onkangi	0	0.00%	<div></div>	0	0	0	0	0
Anthony Richardson	1	10.00%	<div></div>	0	1	0	0	0
Kevin Toten	9	90.00%	<div></div>	2	7	0	0	0
Bryan F. Heath	0	0.00%	<div></div>	0	0	0	0	0
Total Votes Cast	10	100.00%	<div></div>	2	8	0	0	0
Overvotes	0			0	0	0	0	0
Undervotes	0			0	0	0	0	0
Contest Totals	10			2	8	0	0	0

Proposition A City of Anna

Vote For 1

	TOTAL	VOTE %		Election Day	Early Voting	Ballot By Mail	Provisional Ballots	Limited Ballots
For	8	80.00%	<div></div>	0	8	0	0	0
Against	2	20.00%	<div></div>	2	0	0	0	0
Total Votes Cast	10	100.00%	<div></div>	2	8	0	0	0
Overvotes	0			0	0	0	0	0
Undervotes	0			0	0	0	0	0
Contest Totals	10			2	8	0	0	0

Proposition B City of Anna

Vote For 1

	TOTAL	VOTE %		Election Day	Early Voting	Ballot By Mail	Provisional Ballots	Limited Ballots
For	4	40.00%	<div></div>	0	4	0	0	0
Against	6	60.00%	<div></div>	2	4	0	0	0
Total Votes Cast	10	100.00%	<div></div>	2	8	0	0	0
Overvotes	0			0	0	0	0	0
Undervotes	0			0	0	0	0	0
Contest Totals	10			2	8	0	0	0

Summary Results Report
May 1st, 2021 City/School General and Special
Elections
May 1st, 2021

Final Results
SOVC
Collin County

162

Proposition C City of Anna

Vote For 1

	TOTAL	VOTE %		Election Day	Early Voting	Ballot By Mail	Provision al Ballots	Limited Ballots
For	7	70.00%	<div><div></div></div>	0	7	0	0	0
Against	3	30.00%	<div><div></div></div>	2	1	0	0	0
Total Votes Cast	10	100.00%	<div><div></div></div>	2	8	0	0	0
Overvotes	0			0	0	0	0	0
Undervotes	0			0	0	0	0	0
Contest Totals	10			2	8	0	0	0

Trustee, Place 2 Anna

Vote For 1

	TOTAL	VOTE %		Election Day	Early Voting	Ballot By Mail	Provision al Ballots	Limited Ballots
Jason Adams	15	65.22%	<div><div></div></div>	7	8	0	0	0
Jourdan Henley	1	4.35%	<div><div></div></div>	0	1	0	0	0
Diane Hopewell	7	30.43%	<div><div></div></div>	2	5	0	0	0
Total Votes Cast	23	100.00%	<div><div></div></div>	9	14	0	0	0
Overvotes	0			0	0	0	0	0
Undervotes	3			3	0	0	0	0
Contest Totals	26			12	14	0	0	0

Trustee, Place 6 Anna

Vote For 1

	TOTAL	VOTE %		Election Day	Early Voting	Ballot By Mail	Provision al Ballots	Limited Ballots
Paul "Monty" Renfro	16	100.00%	<div><div></div></div>	5	11	0	0	0
Total Votes Cast	16	100.00%	<div><div></div></div>	5	11	0	0	0
Overvotes	0			0	0	0	0	0
Undervotes	10			7	3	0	0	0
Contest Totals	26			12	14	0	0	0

Trustee, Place 7 Collin County Community College

Vote For 1

	TOTAL	VOTE %		Election Day	Early Voting	Ballot By Mail	Provision al Ballots	Limited Ballots
Jim Orr	14	77.78%	<div><div></div></div>	5	9	0	0	0
Helen Chang	4	22.22%	<div><div></div></div>	1	3	0	0	0
Total Votes Cast	18	100.00%	<div><div></div></div>	6	12	0	0	0
Overvotes	0			0	0	0	0	0
Undervotes	8			6	2	0	0	0
Contest Totals	26			12	14	0	0	0

Summary Results Report
May 1st, 2021 City/School General and Special
Elections
May 1st, 2021

Final Results
SOVC
Collin County

162

Trustee, Place 8 Collin County Community College

Vote For 1

	TOTAL	VOTE %		Election Day	Early Voting	Ballot By Mail	Provision al Ballots	Limited Ballots
Misty Irby	7	38.89%	<div><div></div></div>	1	6	0	0	0
Bob Collins	11	61.11%	<div><div></div></div>	5	6	0	0	0
Total Votes Cast	18	100.00%	<div><div></div></div>	6	12	0	0	0
Overvotes	0			0	0	0	0	0
Undervotes	8			6	2	0	0	0
Contest Totals	26			12	14	0	0	0

Trustee, Place 9 Collin County Community College

Vote For 1

	TOTAL	VOTE %		Election Day	Early Voting	Ballot By Mail	Provision al Ballots	Limited Ballots
Andy Hardin	14	77.78%	<div><div></div></div>	5	9	0	0	0
Jacoby Stewart Sr.	4	22.22%	<div><div></div></div>	1	3	0	0	0
Total Votes Cast	18	100.00%	<div><div></div></div>	6	12	0	0	0
Overvotes	0			0	0	0	0	0
Undervotes	8			6	2	0	0	0
Contest Totals	26			12	14	0	0	0

Summary Results Report
May 1st, 2021 City/School General and Special
Elections
May 1st, 2021

Final Results
SOVC
Collin County

163

Statistics

	TOTAL	Election Day	Early Voting	Ballot By Mail	Provisional Ballots	Limited Ballots
Registered Voters - Total	5,089					
Ballots Cast - Total	566	203	351	12	0	0
Voter Turnout - Total	11.12%					

Mayor McKinney

Vote For 1

	TOTAL	VOTE %		Election Day	Early Voting	Ballot By Mail	Provisional Ballots	Limited Ballots
Jimmy R. Stewart	18	3.30%	<div><div></div></div>	7	11	0	0	0
George Fuller	343	62.94%	<div><div></div></div>	114	219	10	0	0
Tom Meredith	184	33.76%	<div><div></div></div>	73	109	2	0	0
Total Votes Cast	545	100.00%	<div><div></div></div>	194	339	12	0	0
Overvotes	0			0	0	0	0	0
Undervotes	10			2	8	0	0	0
Contest Totals	555			196	347	12	0	0

City Council At Large McKinney

Vote For 1

	TOTAL	VOTE %		Election Day	Early Voting	Ballot By Mail	Provisional Ballots	Limited Ballots
Brian J. Magnuson	184	40.35%	<div><div></div></div>	66	117	1	0	0
Charlie Philips	272	59.65%	<div><div></div></div>	80	182	10	0	0
Total Votes Cast	456	100.00%	<div><div></div></div>	146	299	11	0	0
Overvotes	0			0	0	0	0	0
Undervotes	99			50	48	1	0	0
Contest Totals	555			196	347	12	0	0

Trustee, Place 6 Frisco

Vote For 1

	TOTAL	VOTE %		Election Day	Early Voting	Ballot By Mail	Provisional Ballots	Limited Ballots
John Classe	0			0	0	0	0	0
Total Votes Cast	0			0	0	0	0	0
Overvotes	0			0	0	0	0	0
Undervotes	0			0	0	0	0	0
Contest Totals	0			0	0	0	0	0

Trustee, Place 7 Frisco

Vote For 1

	TOTAL	VOTE %		Election Day	Early Voting	Ballot By Mail	Provisional Ballots	Limited Ballots
Evelyn Brooks	0			0	0	0	0	0
René Archambault	0			0	0	0	0	0
Total Votes Cast	0			0	0	0	0	0
Overvotes	0			0	0	0	0	0
Undervotes	0			0	0	0	0	0
Contest Totals	0			0	0	0	0	0

Summary Results Report
May 1st, 2021 City/School General and Special
Elections
May 1st, 2021

Final Results
SOVC
Collin County

163

Trustee, Place 4 Prosper

Vote For 1

	TOTAL	VOTE %	Election Day	Early Voting	Ballot By Mail	Provisional Ballots	Limited Ballots
Bettye H. Okae	108	24.60%	31	75	2	0	0
Chianna Rodgers	80	18.22%	28	45	7	0	0
Pat Cochrane	93	21.18%	32	60	1	0	0
Alexander E. Cornwallis	36	8.20%	11	24	1	0	0
Bill Beavers	122	27.79%	45	77	0	0	0
Total Votes Cast	439	100.00%	147	281	11	0	0
Overvotes	0		0	0	0	0	0
Undervotes	127		56	70	1	0	0
Contest Totals	566		203	351	12	0	0

Trustee, Place 7 Prosper

Vote For 1

	TOTAL	VOTE %	Election Day	Early Voting	Ballot By Mail	Provisional Ballots	Limited Ballots
Drew Wilborn	226	54.59%	61	159	6	0	0
Kristin Meier	188	45.41%	76	107	5	0	0
Total Votes Cast	414	100.00%	137	266	11	0	0
Overvotes	0		0	0	0	0	0
Undervotes	152		66	85	1	0	0
Contest Totals	566		203	351	12	0	0

Trustee, Place 7 Collin County Community College

Vote For 1

	TOTAL	VOTE %	Election Day	Early Voting	Ballot By Mail	Provisional Ballots	Limited Ballots
Jim Orr	213	48.52%	81	126	6	0	0
Helen Chang	226	51.48%	69	152	5	0	0
Total Votes Cast	439	100.00%	150	278	11	0	0
Overvotes	0		0	0	0	0	0
Undervotes	127		53	73	1	0	0
Contest Totals	566		203	351	12	0	0

Trustee, Place 8 Collin County Community College

Vote For 1

	TOTAL	VOTE %	Election Day	Early Voting	Ballot By Mail	Provisional Ballots	Limited Ballots
Misty Irby	216	50.82%	71	138	7	0	0
Bob Collins	209	49.18%	72	134	3	0	0
Total Votes Cast	425	100.00%	143	272	10	0	0
Overvotes	0		0	0	0	0	0
Undervotes	141		60	79	2	0	0
Contest Totals	566		203	351	12	0	0

Summary Results Report
 May 1st, 2021 City/School General and Special
 Elections
 May 1st, 2021

Final Results
 SOVC
 Collin County

163

Trustee, Place 9 Collin County Community College

Vote For 1

	TOTAL	VOTE %		Election Day	Early Voting	Ballot By Mail	Provision al Ballots	Limited Ballots
Andy Hardin	258	63.86%	<div><div></div></div>	87	167	4	0	0
Jacoby Stewart Sr.	146	36.14%	<div><div></div></div>	45	95	6	0	0
Total Votes Cast	404	100.00%	<div><div></div></div>	132	262	10	0	0
Overvotes	0			0	0	0	0	0
Undervotes	162			71	89	2	0	0
Contest Totals	566			203	351	12	0	0

Summary Results Report
May 1st, 2021 City/School General and Special
Elections
May 1st, 2021

Final Results
SOVC
Collin County

164

Statistics

	TOTAL	Election Day	Early Voting	Ballot By Mail	Provisional Ballots	Limited Ballots
Registered Voters - Total	1,667					
Ballots Cast - Total	368	43	110	215	0	0
Voter Turnout - Total	22.08%					

Member of Council, Place 12 Dallas

Vote For 1

	TOTAL	VOTE %		Election Day	Early Voting	Ballot By Mail	Provisional Ballots	Limited Ballots
Elva Curl	72	20.81%	<div><div></div></div>	18	18	36	0	0
Cara Mendelsohn	274	79.19%	<div><div></div></div>	22	87	165	0	0
Total Votes Cast	346	100.00%	<div><div></div></div>	40	105	201	0	0
Overvotes	0			0	0	0	0	0
Undervotes	22			3	5	14	0	0
Contest Totals	368			43	110	215	0	0

Proposition A City of Dallas

Vote For 1

	TOTAL	VOTE %		Election Day	Early Voting	Ballot By Mail	Provisional Ballots	Limited Ballots
For	57	16.24%	<div><div></div></div>	12	18	27	0	0
Against	294	83.76%	<div><div></div></div>	30	86	178	0	0
Total Votes Cast	351	100.00%	<div><div></div></div>	42	104	205	0	0
Overvotes	0			0	0	0	0	0
Undervotes	17			1	6	10	0	0
Contest Totals	368			43	110	215	0	0

Proposition B City of Dallas

Vote For 1

	TOTAL	VOTE %		Election Day	Early Voting	Ballot By Mail	Provisional Ballots	Limited Ballots
For	58	16.29%	<div><div></div></div>	11	18	29	0	0
Against	298	83.71%	<div><div></div></div>	31	87	180	0	0
Total Votes Cast	356	100.00%	<div><div></div></div>	42	105	209	0	0
Overvotes	0			0	0	0	0	0
Undervotes	12			1	5	6	0	0
Contest Totals	368			43	110	215	0	0

Trustee, Place 1 Plano

Vote For 1

	TOTAL	VOTE %		Election Day	Early Voting	Ballot By Mail	Provisional Ballots	Limited Ballots
Lauren Tyra	229	79.51%	<div><div></div></div>	36	62	131	0	0
Shafik Ben Guesmia	17	5.90%	<div><div></div></div>	1	5	11	0	0
Semida Voicu	42	14.58%	<div><div></div></div>	3	21	18	0	0
Total Votes Cast	288	100.00%	<div><div></div></div>	40	88	160	0	0
Overvotes	0			0	0	0	0	0
Undervotes	80			3	22	55	0	0
Contest Totals	368			43	110	215	0	0

Summary Results Report
May 1st, 2021 City/School General and Special
Elections
May 1st, 2021

Final Results
SOVC
Collin County

164

Trustee, Place 2 Plano

Vote For 1

	TOTAL	VOTE %		Election Day	Early Voting	Ballot By Mail	Provision al Ballots	Limited Ballots
Dayna Oscherwitz	113	39.10%	<div><div></div></div>	16	28	69	0	0
Ajikwaga Felli	8	2.77%	<div><div></div></div>	4	2	2	0	0
Angela Powell	168	58.13%	<div><div></div></div>	20	55	93	0	0
Total Votes Cast	289	100.00%	<div><div></div></div>	40	85	164	0	0
Overvotes	0			0	0	0	0	0
Undervotes	79			3	25	51	0	0
Contest Totals	368			43	110	215	0	0

Trustee, Place 3 Plano

Vote For 1

	TOTAL	VOTE %		Election Day	Early Voting	Ballot By Mail	Provision al Ballots	Limited Ballots
Nancy C. Humphrey	214	76.98%	<div><div></div></div>	30	56	128	0	0
Lynn Walling	64	23.02%	<div><div></div></div>	8	25	31	0	0
Total Votes Cast	278	100.00%	<div><div></div></div>	38	81	159	0	0
Overvotes	0			0	0	0	0	0
Undervotes	90			5	29	56	0	0
Contest Totals	368			43	110	215	0	0

Trustee, Place 6 Plano

Vote For 1

	TOTAL	VOTE %		Election Day	Early Voting	Ballot By Mail	Provision al Ballots	Limited Ballots
Marilyn Loughray	101	36.59%	<div><div></div></div>	11	40	50	0	0
Jeri Chambers	175	63.41%	<div><div></div></div>	26	43	106	0	0
Total Votes Cast	276	100.00%	<div><div></div></div>	37	83	156	0	0
Overvotes	0			0	0	0	0	0
Undervotes	92			6	27	59	0	0
Contest Totals	368			43	110	215	0	0

Trustee, Place 7 Collin County Community College

Vote For 1

	TOTAL	VOTE %		Election Day	Early Voting	Ballot By Mail	Provision al Ballots	Limited Ballots
Jim Orr	148	51.93%	<div><div></div></div>	11	55	82	0	0
Helen Chang	137	48.07%	<div><div></div></div>	26	30	81	0	0
Total Votes Cast	285	100.00%	<div><div></div></div>	37	85	163	0	0
Overvotes	0			0	0	0	0	0
Undervotes	83			6	25	52	0	0
Contest Totals	368			43	110	215	0	0

Summary Results Report
May 1st, 2021 City/School General and Special
Elections
May 1st, 2021

Final Results
SOVC
Collin County

164

Trustee, Place 8 Collin County Community College

Vote For 1

	TOTAL	VOTE %		Election Day	Early Voting	Ballot By Mail	Provision al Ballots	Limited Ballots
Misty Irby	116	40.85%	<div><div></div></div>	19	27	70	0	0
Bob Collins	168	59.15%	<div><div></div></div>	20	56	92	0	0
Total Votes Cast	284	100.00%	<div><div></div></div>	39	83	162	0	0
Overvotes	0			0	0	0	0	0
Undervotes	84			4	27	53	0	0
Contest Totals	368			43	110	215	0	0

Trustee, Place 9 Collin County Community College

Vote For 1

	TOTAL	VOTE %		Election Day	Early Voting	Ballot By Mail	Provision al Ballots	Limited Ballots
Andy Hardin	195	71.17%	<div><div></div></div>	23	59	113	0	0
Jacoby Stewart Sr.	79	28.83%	<div><div></div></div>	15	20	44	0	0
Total Votes Cast	274	100.00%	<div><div></div></div>	38	79	157	0	0
Overvotes	0			0	0	0	0	0
Undervotes	94			5	31	58	0	0
Contest Totals	368			43	110	215	0	0

Summary Results Report
May 1st, 2021 City/School General and Special
Elections
May 1st, 2021

Final Results
SOVC
Collin County

165

Statistics

	TOTAL	Election Day	Early Voting	Ballot By Mail	Provisional Ballots	Limited Ballots
Registered Voters - Total	911					
Ballots Cast - Total	181	75	103	3	0	0
Voter Turnout - Total	19.87%					

Councilmember-At-Large Parker

Vote For 3

	TOTAL	VOTE %		Election Day	Early Voting	Ballot By Mail	Provisional Ballots	Limited Ballots
Cindy Meyer	101	22.90%	<div><div></div></div>	38	63	0	0	0
Diana M. Abraham	141	31.97%	<div><div></div></div>	56	82	3	0	0
Jim Reed	78	17.69%	<div><div></div></div>	33	43	2	0	0
Ed Standridge	121	27.44%	<div><div></div></div>	55	66	0	0	0
Total Votes Cast	441	100.00%	<div><div></div></div>	182	254	5	0	0
Overvotes	0			0	0	0	0	0
Undervotes	102			43	55	4	0	0
Contest Totals	543			225	309	9	0	0

Trustee, Place 1 Plano

Vote For 1

	TOTAL	VOTE %		Election Day	Early Voting	Ballot By Mail	Provisional Ballots	Limited Ballots
Lauren Tyra	88	64.71%	<div><div></div></div>	38	47	3	0	0
Shafik Ben Guesmia	7	5.15%	<div><div></div></div>	5	2	0	0	0
Semida Voicu	41	30.15%	<div><div></div></div>	14	27	0	0	0
Total Votes Cast	136	100.00%	<div><div></div></div>	57	76	3	0	0
Overvotes	0			0	0	0	0	0
Undervotes	45			18	27	0	0	0
Contest Totals	181			75	103	3	0	0

Trustee, Place 2 Plano

Vote For 1

	TOTAL	VOTE %		Election Day	Early Voting	Ballot By Mail	Provisional Ballots	Limited Ballots
Dayna Oscherwitz	42	28.97%	<div><div></div></div>	22	20	0	0	0
Ajikwaga Felli	7	4.83%	<div><div></div></div>	2	5	0	0	0
Angela Powell	96	66.21%	<div><div></div></div>	36	57	3	0	0
Total Votes Cast	145	100.00%	<div><div></div></div>	60	82	3	0	0
Overvotes	0			0	0	0	0	0
Undervotes	36			15	21	0	0	0
Contest Totals	181			75	103	3	0	0

Summary Results Report
May 1st, 2021 City/School General and Special
Elections
May 1st, 2021

Final Results
SOVC
Collin County

165

Trustee, Place 3 Plano

Vote For 1

	TOTAL	VOTE %		Election Day	Early Voting	Ballot By Mail	Provision al Ballots	Limited Ballots
Nancy C. Humphrey	79	59.85%	<div><div></div></div>	39	37	3	0	0
Lynn Walling	53	40.15%	<div><div></div></div>	19	34	0	0	0
Total Votes Cast	132	100.00%	<div><div></div></div>	58	71	3	0	0
Overvotes	0			0	0	0	0	0
Undervotes	49			17	32	0	0	0
Contest Totals	181			75	103	3	0	0

Trustee, Place 6 Plano

Vote For 1

	TOTAL	VOTE %		Election Day	Early Voting	Ballot By Mail	Provision al Ballots	Limited Ballots
Marilyn Loughray	52	41.27%	<div><div></div></div>	20	29	3	0	0
Jeri Chambers	74	58.73%	<div><div></div></div>	33	41	0	0	0
Total Votes Cast	126	100.00%	<div><div></div></div>	53	70	3	0	0
Overvotes	0			0	0	0	0	0
Undervotes	55			22	33	0	0	0
Contest Totals	181			75	103	3	0	0

Trustee, Place 7 Collin County Community College

Vote For 1

	TOTAL	VOTE %		Election Day	Early Voting	Ballot By Mail	Provision al Ballots	Limited Ballots
Jim Orr	71	54.20%	<div><div></div></div>	27	42	2	0	0
Helen Chang	60	45.80%	<div><div></div></div>	29	30	1	0	0
Total Votes Cast	131	100.00%	<div><div></div></div>	56	72	3	0	0
Overvotes	0			0	0	0	0	0
Undervotes	50			19	31	0	0	0
Contest Totals	181			75	103	3	0	0

Trustee, Place 8 Collin County Community College

Vote For 1

	TOTAL	VOTE %		Election Day	Early Voting	Ballot By Mail	Provision al Ballots	Limited Ballots
Misty Irby	55	44.72%	<div><div></div></div>	27	28	0	0	0
Bob Collins	68	55.28%	<div><div></div></div>	25	40	3	0	0
Total Votes Cast	123	100.00%	<div><div></div></div>	52	68	3	0	0
Overvotes	0			0	0	0	0	0
Undervotes	58			23	35	0	0	0
Contest Totals	181			75	103	3	0	0

Summary Results Report
 May 1st, 2021 City/School General and Special
 Elections
 May 1st, 2021

Final Results
 SOVC
 Collin County

165

Trustee, Place 9 Collin County Community College

Vote For 1

	TOTAL	VOTE %		Election Day	Early Voting	Ballot By Mail	Provision al Ballots	Limited Ballots
Andy Hardin	75	64.10%	<div><div></div></div>	31	42	2	0	0
Jacoby Stewart Sr.	42	35.90%	<div><div></div></div>	19	22	1	0	0
Total Votes Cast	117	100.00%	<div><div></div></div>	50	64	3	0	0
Overvotes	0			0	0	0	0	0
Undervotes	64			25	39	0	0	0
Contest Totals	181			75	103	3	0	0

Summary Results Report
May 1st, 2021 City/School General and Special
Elections
May 1st, 2021

Final Results
SOVC
Collin County

166

Statistics

	TOTAL	Election Day	Early Voting	Ballot By Mail	Provision al Ballots	Limited Ballots
Registered Voters - Total	3,929					
Ballots Cast - Total	107	50	57	0	0	0
Voter Turnout - Total	2.72%					

Trustee, Place 7 Collin County Community College

Vote For 1

	TOTAL	VOTE %		Election Day	Early Voting	Ballot By Mail	Provision al Ballots	Limited Ballots
Jim Orr	53	50.96%	<div><div></div></div>	24	29	0	0	0
Helen Chang	51	49.04%	<div><div></div></div>	24	27	0	0	0
Total Votes Cast	104	100.00%	<div><div></div></div>	48	56	0	0	0
Overvotes	0			0	0	0	0	0
Undervotes	3			2	1	0	0	0
Contest Totals	107			50	57	0	0	0

Trustee, Place 8 Collin County Community College

Vote For 1

	TOTAL	VOTE %		Election Day	Early Voting	Ballot By Mail	Provision al Ballots	Limited Ballots
Misty Irby	48	46.15%	<div><div></div></div>	25	23	0	0	0
Bob Collins	56	53.85%	<div><div></div></div>	22	34	0	0	0
Total Votes Cast	104	100.00%	<div><div></div></div>	47	57	0	0	0
Overvotes	0			0	0	0	0	0
Undervotes	3			3	0	0	0	0
Contest Totals	107			50	57	0	0	0

Trustee, Place 9 Collin County Community College

Vote For 1

	TOTAL	VOTE %		Election Day	Early Voting	Ballot By Mail	Provision al Ballots	Limited Ballots
Andy Hardin	60	58.82%	<div><div></div></div>	22	38	0	0	0
Jacoby Stewart Sr.	42	41.18%	<div><div></div></div>	25	17	0	0	0
Total Votes Cast	102	100.00%	<div><div></div></div>	47	55	0	0	0
Overvotes	0			0	0	0	0	0
Undervotes	5			3	2	0	0	0
Contest Totals	107			50	57	0	0	0

Summary Results Report
May 1st, 2021 City/School General and Special
Elections
May 1st, 2021

Final Results
SOVC
Collin County

167

Statistics

	TOTAL	Election Day	Early Voting	Ballot By Mail	Provision al Ballots	Limited Ballots
Registered Voters - Total	4,767					
Ballots Cast - Total	850	289	528	33	0	0
Voter Turnout - Total	17.83%					

Councilmember, Place No.2 Plano

Vote For 1

	TOTAL	VOTE %		Election Day	Early Voting	Ballot By Mail	Provision al Ballots	Limited Ballots
Anthony Ricciardelli	363	46.24%	<div><div></div></div>	117	234	12	0	0
Steve Lavine	422	53.76%	<div><div></div></div>	150	252	20	0	0
Total Votes Cast	785	100.00%	<div><div></div></div>	267	486	32	0	0
Overvotes	0			0	0	0	0	0
Undervotes	65			22	42	1	0	0
Contest Totals	850			289	528	33	0	0

Councilmember, Place No.4 Plano

Vote For 1

	TOTAL	VOTE %		Election Day	Early Voting	Ballot By Mail	Provision al Ballots	Limited Ballots
Vidal Quintanilla	43	5.57%	<div><div></div></div>	15	26	2	0	0
Justin Adcock	286	37.05%	<div><div></div></div>	90	190	6	0	0
Kayci Prince	303	39.25%	<div><div></div></div>	127	159	17	0	0
Nassat Parveen	140	18.13%	<div><div></div></div>	34	100	6	0	0
Total Votes Cast	772	100.00%	<div><div></div></div>	266	475	31	0	0
Overvotes	0			0	0	0	0	0
Undervotes	78			23	53	2	0	0
Contest Totals	850			289	528	33	0	0

Councilmember, Place No.6 (Mayor)

Vote For 1

	TOTAL	VOTE %		Election Day	Early Voting	Ballot By Mail	Provision al Ballots	Limited Ballots
Lydia Ortega	37	4.39%	<div><div></div></div>	10	27	0	0	0
Lily Bao	333	39.50%	<div><div></div></div>	97	229	7	0	0
John Muns	473	56.11%	<div><div></div></div>	180	269	24	0	0
Total Votes Cast	843	100.00%	<div><div></div></div>	287	525	31	0	0
Overvotes	0			0	0	0	0	0
Undervotes	7			2	3	2	0	0
Contest Totals	850			289	528	33	0	0

Summary Results Report
May 1st, 2021 City/School General and Special
Elections
May 1st, 2021

Final Results
SOVC
Collin County

167

Councilmember, Place No.8 Plano

Vote For 1

	TOTAL	VOTE %		Election Day	Early Voting	Ballot By Mail	Provision al Ballots	Limited Ballots
Elisa Klein	407	53.41%	<div><div></div></div>	143	246	18	0	0
Rick Smith	355	46.59%	<div><div></div></div>	116	227	12	0	0
Total Votes Cast	762	100.00%	<div><div></div></div>	259	473	30	0	0
Overvotes	0			0	0	0	0	0
Undervotes	88			30	55	3	0	0
Contest Totals	850			289	528	33	0	0

Councilmember, Place No.7 Plano

Vote For 1

	TOTAL	VOTE %		Election Day	Early Voting	Ballot By Mail	Provision al Ballots	Limited Ballots
David M. Smith	116	15.06%	<div><div></div></div>	34	72	10	0	0
Julie Holmer	280	36.36%	<div><div></div></div>	104	161	15	0	0
Sandeep Srivastava	94	12.21%	<div><div></div></div>	31	62	1	0	0
Chris Robertson	224	29.09%	<div><div></div></div>	80	143	1	0	0
Bill Lisle III	56	7.27%	<div><div></div></div>	21	32	3	0	0
Total Votes Cast	770	100.00%	<div><div></div></div>	270	470	30	0	0
Overvotes	0			0	0	0	0	0
Undervotes	80			19	58	3	0	0
Contest Totals	850			289	528	33	0	0

Proposition A City of Plano

Vote For 1

	TOTAL	VOTE %		Election Day	Early Voting	Ballot By Mail	Provision al Ballots	Limited Ballots
For	604	76.26%	<div><div></div></div>	213	366	25	0	0
Against	188	23.74%	<div><div></div></div>	60	120	8	0	0
Total Votes Cast	792	100.00%	<div><div></div></div>	273	486	33	0	0
Overvotes	0			0	0	0	0	0
Undervotes	58			16	42	0	0	0
Contest Totals	850			289	528	33	0	0

Proposition B City of Plano

Vote For 1

	TOTAL	VOTE %		Election Day	Early Voting	Ballot By Mail	Provision al Ballots	Limited Ballots
For	556	70.20%	<div><div></div></div>	202	330	24	0	0
Against	236	29.80%	<div><div></div></div>	70	157	9	0	0
Total Votes Cast	792	100.00%	<div><div></div></div>	272	487	33	0	0
Overvotes	0			0	0	0	0	0
Undervotes	58			17	41	0	0	0
Contest Totals	850			289	528	33	0	0

Summary Results Report
May 1st, 2021 City/School General and Special
Elections
May 1st, 2021

Final Results
SOVC
Collin County

167

Proposition C City of Plano

Vote For 1

	TOTAL	VOTE %		Election Day	Early Voting	Ballot By Mail	Provision al Ballots	Limited Ballots
For	443	56.51%	<div><div></div></div>	153	272	18	0	0
Against	341	43.49%	<div><div></div></div>	115	211	15	0	0
Total Votes Cast	784	100.00%	<div><div></div></div>	268	483	33	0	0
Overvotes	0			0	0	0	0	0
Undervotes	66			21	45	0	0	0
Contest Totals	850			289	528	33	0	0

Proposition D City of Plano

Vote For 1

	TOTAL	VOTE %		Election Day	Early Voting	Ballot By Mail	Provision al Ballots	Limited Ballots
For	552	69.96%	<div><div></div></div>	205	322	25	0	0
Against	237	30.04%	<div><div></div></div>	70	159	8	0	0
Total Votes Cast	789	100.00%	<div><div></div></div>	275	481	33	0	0
Overvotes	0			0	0	0	0	0
Undervotes	61			14	47	0	0	0
Contest Totals	850			289	528	33	0	0

Proposition E City of Plano

Vote For 1

	TOTAL	VOTE %		Election Day	Early Voting	Ballot By Mail	Provision al Ballots	Limited Ballots
For	474	61.00%	<div><div></div></div>	175	276	23	0	0
Against	303	39.00%	<div><div></div></div>	94	199	10	0	0
Total Votes Cast	777	100.00%	<div><div></div></div>	269	475	33	0	0
Overvotes	0			0	0	0	0	0
Undervotes	73			20	53	0	0	0
Contest Totals	850			289	528	33	0	0

Proposition F City of Plano

Vote For 1

	TOTAL	VOTE %		Election Day	Early Voting	Ballot By Mail	Provision al Ballots	Limited Ballots
For	565	71.70%	<div><div></div></div>	197	340	28	0	0
Against	223	28.30%	<div><div></div></div>	77	141	5	0	0
Total Votes Cast	788	100.00%	<div><div></div></div>	274	481	33	0	0
Overvotes	0			0	0	0	0	0
Undervotes	62			15	47	0	0	0
Contest Totals	850			289	528	33	0	0

Summary Results Report
May 1st, 2021 City/School General and Special
Elections
May 1st, 2021

Final Results
SOVC
Collin County

167

Trustee, Place 6 Frisco

Vote For 1

	TOTAL	VOTE %		Election Day	Early Voting	Ballot By Mail	Provision al Ballots	Limited Ballots
John Classe	183	100.00%	<div><div></div></div>	71	101	11	0	0
Total Votes Cast	183	100.00%	<div><div></div></div>	71	101	11	0	0
Overvotes	0			0	0	0	0	0
Undervotes	186			72	105	9	0	0
Contest Totals	369			143	206	20	0	0

Trustee, Place 7 Frisco

Vote For 1

	TOTAL	VOTE %		Election Day	Early Voting	Ballot By Mail	Provision al Ballots	Limited Ballots
Evelyn Brooks	108	41.22%	<div><div></div></div>	33	65	10	0	0
René Archambault	154	58.78%	<div><div></div></div>	71	77	6	0	0
Total Votes Cast	262	100.00%	<div><div></div></div>	104	142	16	0	0
Overvotes	0			0	0	0	0	0
Undervotes	107			39	64	4	0	0
Contest Totals	369			143	206	20	0	0

Trustee, Place 1 Plano

Vote For 1

	TOTAL	VOTE %		Election Day	Early Voting	Ballot By Mail	Provision al Ballots	Limited Ballots
Lauren Tyra	286	70.10%	<div><div></div></div>	95	180	11	0	0
Shafik Ben Guesmia	14	3.43%	<div><div></div></div>	3	10	1	0	0
Semida Voicu	108	26.47%	<div><div></div></div>	25	83	0	0	0
Total Votes Cast	408	100.00%	<div><div></div></div>	123	273	12	0	0
Overvotes	0			0	0	0	0	0
Undervotes	73			23	49	1	0	0
Contest Totals	481			146	322	13	0	0

Trustee, Place 2 Plano

Vote For 1

	TOTAL	VOTE %		Election Day	Early Voting	Ballot By Mail	Provision al Ballots	Limited Ballots
Dayna Oscherwitz	198	47.94%	<div><div></div></div>	69	121	8	0	0
Ajikwaga Felli	28	6.78%	<div><div></div></div>	6	22	0	0	0
Angela Powell	187	45.28%	<div><div></div></div>	48	135	4	0	0
Total Votes Cast	413	100.00%	<div><div></div></div>	123	278	12	0	0
Overvotes	0			0	0	0	0	0
Undervotes	68			23	44	1	0	0
Contest Totals	481			146	322	13	0	0

Summary Results Report
May 1st, 2021 City/School General and Special
Elections
May 1st, 2021

Final Results
SOVC
Collin County

167

Trustee, Place 3 Plano

Vote For 1

	TOTAL	VOTE %		Election Day	Early Voting	Ballot By Mail	Provision al Ballots	Limited Ballots
Nancy C. Humphrey	282	71.76%	<div><div></div></div>	88	184	10	0	0
Lynn Walling	111	28.24%	<div><div></div></div>	31	78	2	0	0
Total Votes Cast	393	100.00%	<div><div></div></div>	119	262	12	0	0
Overvotes	0			0	0	0	0	0
Undervotes	88			27	60	1	0	0
Contest Totals	481			146	322	13	0	0

Trustee, Place 6 Plano

Vote For 1

	TOTAL	VOTE %		Election Day	Early Voting	Ballot By Mail	Provision al Ballots	Limited Ballots
Marilyn Loughray	141	36.25%	<div><div></div></div>	32	106	3	0	0
Jeri Chambers	248	63.75%	<div><div></div></div>	83	156	9	0	0
Total Votes Cast	389	100.00%	<div><div></div></div>	115	262	12	0	0
Overvotes	0			0	0	0	0	0
Undervotes	92			31	60	1	0	0
Contest Totals	481			146	322	13	0	0

Trustee, Place 7 Collin County Community College

Vote For 1

	TOTAL	VOTE %		Election Day	Early Voting	Ballot By Mail	Provision al Ballots	Limited Ballots
Jim Orr	269	37.94%	<div><div></div></div>	85	174	10	0	0
Helen Chang	440	62.06%	<div><div></div></div>	163	259	18	0	0
Total Votes Cast	709	100.00%	<div><div></div></div>	248	433	28	0	0
Overvotes	0			0	0	0	0	0
Undervotes	141			41	95	5	0	0
Contest Totals	850			289	528	33	0	0

Trustee, Place 8 Collin County Community College

Vote For 1

	TOTAL	VOTE %		Election Day	Early Voting	Ballot By Mail	Provision al Ballots	Limited Ballots
Misty Irby	375	55.72%	<div><div></div></div>	136	224	15	0	0
Bob Collins	298	44.28%	<div><div></div></div>	99	188	11	0	0
Total Votes Cast	673	100.00%	<div><div></div></div>	235	412	26	0	0
Overvotes	0			0	0	0	0	0
Undervotes	177			54	116	7	0	0
Contest Totals	850			289	528	33	0	0

Summary Results Report
 May 1st, 2021 City/School General and Special
 Elections
 May 1st, 2021

Final Results
 SOVC
 Collin County

167

Trustee, Place 9 Collin County Community College

Vote For 1

	TOTAL	VOTE %		Election Day	Early Voting	Ballot By Mail	Provision al Ballots	Limited Ballots
Andy Hardin	343	51.97%	<div><div></div></div>	113	214	16	0	0
Jacoby Stewart Sr.	317	48.03%	<div><div></div></div>	120	186	11	0	0
Total Votes Cast	660	100.00%	<div><div></div></div>	233	400	27	0	0
Overvotes	0			0	0	0	0	0
Undervotes	190			56	128	6	0	0
Contest Totals	850			289	528	33	0	0

Summary Results Report
May 1st, 2021 City/School General and Special
Elections
May 1st, 2021

Final Results
SOVC
Collin County

168

Statistics

	TOTAL	Election Day	Early Voting	Ballot By Mail	Provision al Ballots	Limited Ballots
Registered Voters - Total	1,872					
Ballots Cast - Total	176	92	82	2	0	0
Voter Turnout - Total	9.40%					

Councilmember, Place No. 1 Allen

Vote For 1

	TOTAL	VOTE %		Election Day	Early Voting	Ballot By Mail	Provision al Ballots	Limited Ballots
Christopher Gaspard	0	0.00%	<div></div>	0	0	0	0	0
Malcom J. Wilkinson	1	0.61%	<div></div>	0	1	0	0	0
Daren Meis	98	60.12%	<div></div>	55	43	0	0	0
Nathan Polsky	3	1.84%	<div></div>	0	3	0	0	0
Andre Hines	3	1.84%	<div></div>	1	2	0	0	0
Dwight Burns	58	35.58%	<div></div>	31	25	2	0	0
Total Votes Cast	163	100.00%	<div></div>	87	74	2	0	0
Overvotes	0			0	0	0	0	0
Undervotes	6			2	4	0	0	0
Contest Totals	169			89	78	2	0	0

Councilmember, Place No. 3 Allen

Vote For 1

	TOTAL	VOTE %		Election Day	Early Voting	Ballot By Mail	Provision al Ballots	Limited Ballots
Joseph Jackson	1	0.61%	<div></div>	1	0	0	0	0
Joey Herald	17	10.37%	<div></div>	5	12	0	0	0
Lauren Doherty	52	31.71%	<div></div>	28	22	2	0	0
Dave Cornette	94	57.32%	<div></div>	53	41	0	0	0
Kenneth Wineburg, Jr.	0	0.00%	<div></div>	0	0	0	0	0
Total Votes Cast	164	100.00%	<div></div>	87	75	2	0	0
Overvotes	0			0	0	0	0	0
Undervotes	5			2	3	0	0	0
Contest Totals	169			89	78	2	0	0

Councilmember, Place No. 5 Allen

Vote For 1

	TOTAL	VOTE %		Election Day	Early Voting	Ballot By Mail	Provision al Ballots	Limited Ballots
Diane Martin	4	2.53%	<div></div>	2	2	0	0	0
Dave Shafer	88	55.70%	<div></div>	51	37	0	0	0
Philip Brewer	65	41.14%	<div></div>	34	29	2	0	0
Edson Mureeba	1	0.63%	<div></div>	0	1	0	0	0
Total Votes Cast	158	100.00%	<div></div>	87	69	2	0	0
Overvotes	0			0	0	0	0	0
Undervotes	11			2	9	0	0	0
Contest Totals	169			89	78	2	0	0

Summary Results Report
May 1st, 2021 City/School General and Special
Elections
May 1st, 2021

Final Results
SOVC
Collin County

168

Trustee, Place 7 Collin County Community College

Vote For 1

	TOTAL	VOTE %		Election Day	Early Voting	Ballot By Mail	Provision al Ballots	Limited Ballots
Jim Orr	105	65.62%	<div><div></div></div>	55	50	0	0	0
Helen Chang	55	34.38%	<div><div></div></div>	30	23	2	0	0
Total Votes Cast	160	100.00%	<div><div></div></div>	85	73	2	0	0
Overvotes	0			0	0	0	0	0
Undervotes	16			7	9	0	0	0
Contest Totals	176			92	82	2	0	0

Trustee, Place 8 Collin County Community College

Vote For 1

	TOTAL	VOTE %		Election Day	Early Voting	Ballot By Mail	Provision al Ballots	Limited Ballots
Misty Irby	51	33.33%	<div><div></div></div>	26	23	2	0	0
Bob Collins	102	66.67%	<div><div></div></div>	55	47	0	0	0
Total Votes Cast	153	100.00%	<div><div></div></div>	81	70	2	0	0
Overvotes	0			0	0	0	0	0
Undervotes	23			11	12	0	0	0
Contest Totals	176			92	82	2	0	0

Trustee, Place 9 Collin County Community College

Vote For 1

	TOTAL	VOTE %		Election Day	Early Voting	Ballot By Mail	Provision al Ballots	Limited Ballots
Andy Hardin	107	69.03%	<div><div></div></div>	57	50	0	0	0
Jacoby Stewart Sr.	48	30.97%	<div><div></div></div>	26	20	2	0	0
Total Votes Cast	155	100.00%	<div><div></div></div>	83	70	2	0	0
Overvotes	0			0	0	0	0	0
Undervotes	21			9	12	0	0	0
Contest Totals	176			92	82	2	0	0

Summary Results Report
May 1st, 2021 City/School General and Special
Elections
May 1st, 2021

Final Results
SOVC
Collin County

169

Statistics

	TOTAL	Election Day	Early Voting	Ballot By Mail	Provisional Ballots	Limited Ballots
Registered Voters - Total	3,059					
Ballots Cast - Total	451	118	321	12	0	0
Voter Turnout - Total	14.74%					

Mayor McKinney

Vote For 1

	TOTAL	VOTE %		Election Day	Early Voting	Ballot By Mail	Provisional Ballots	Limited Ballots
Jimmy R. Stewart	11	2.46%	<div><div></div></div>	4	7	0	0	0
George Fuller	273	61.07%	<div><div></div></div>	65	197	11	0	0
Tom Meredith	163	36.47%	<div><div></div></div>	49	113	1	0	0
Total Votes Cast	447	100.00%	<div><div></div></div>	118	317	12	0	0
Overvotes	0			0	0	0	0	0
Undervotes	4			0	4	0	0	0
Contest Totals	451			118	321	12	0	0

City Council At Large McKinney

Vote For 1

	TOTAL	VOTE %		Election Day	Early Voting	Ballot By Mail	Provisional Ballots	Limited Ballots
Brian J. Magnuson	163	41.90%	<div><div></div></div>	50	112	1	0	0
Charlie Philips	226	58.10%	<div><div></div></div>	52	163	11	0	0
Total Votes Cast	389	100.00%	<div><div></div></div>	102	275	12	0	0
Overvotes	0			0	0	0	0	0
Undervotes	62			16	46	0	0	0
Contest Totals	451			118	321	12	0	0

Trustee, Place 6 Frisco

Vote For 1

	TOTAL	VOTE %		Election Day	Early Voting	Ballot By Mail	Provisional Ballots	Limited Ballots
John Classe	266	100.00%	<div><div></div></div>	70	189	7	0	0
Total Votes Cast	266	100.00%	<div><div></div></div>	70	189	7	0	0
Overvotes	0			0	0	0	0	0
Undervotes	185			48	132	5	0	0
Contest Totals	451			118	321	12	0	0

Trustee, Place 7 Frisco

Vote For 1

	TOTAL	VOTE %		Election Day	Early Voting	Ballot By Mail	Provisional Ballots	Limited Ballots
Evelyn Brooks	174	49.29%	<div><div></div></div>	51	117	6	0	0
René Archambault	179	50.71%	<div><div></div></div>	43	133	3	0	0
Total Votes Cast	353	100.00%	<div><div></div></div>	94	250	9	0	0
Overvotes	0			0	0	0	0	0
Undervotes	98			24	71	3	0	0
Contest Totals	451			118	321	12	0	0

Summary Results Report
May 1st, 2021 City/School General and Special
Elections
May 1st, 2021

Final Results
SOVC
Collin County

169

Trustee, Place 7 Collin County Community College

Vote For 1

	TOTAL	VOTE %		Election Day	Early Voting	Ballot By Mail	Provision al Ballots	Limited Ballots
Jim Orr	169	47.61%	<div><div></div></div>	45	124	0	0	0
Helen Chang	186	52.39%	<div><div></div></div>	53	122	11	0	0
Total Votes Cast	355	100.00%	<div><div></div></div>	98	246	11	0	0
Overvotes	0			0	0	0	0	0
Undervotes	96			20	75	1	0	0
Contest Totals	451			118	321	12	0	0

Trustee, Place 8 Collin County Community College

Vote For 1

	TOTAL	VOTE %		Election Day	Early Voting	Ballot By Mail	Provision al Ballots	Limited Ballots
Misty Irby	185	53.31%	<div><div></div></div>	52	124	9	0	0
Bob Collins	162	46.69%	<div><div></div></div>	40	119	3	0	0
Total Votes Cast	347	100.00%	<div><div></div></div>	92	243	12	0	0
Overvotes	0			0	0	0	0	0
Undervotes	104			26	78	0	0	0
Contest Totals	451			118	321	12	0	0

Trustee, Place 9 Collin County Community College

Vote For 1

	TOTAL	VOTE %		Election Day	Early Voting	Ballot By Mail	Provision al Ballots	Limited Ballots
Andy Hardin	206	60.77%	<div><div></div></div>	52	151	3	0	0
Jacoby Stewart Sr.	133	39.23%	<div><div></div></div>	40	84	9	0	0
Total Votes Cast	339	100.00%	<div><div></div></div>	92	235	12	0	0
Overvotes	0			0	0	0	0	0
Undervotes	112			26	86	0	0	0
Contest Totals	451			118	321	12	0	0

Summary Results Report
May 1st, 2021 City/School General and Special
Elections
May 1st, 2021

Final Results
SOVC
Collin County

170

Statistics

	TOTAL	Election Day	Early Voting	Ballot By Mail	Provision al Ballots	Limited Ballots
Registered Voters - Total	1,777					
Ballots Cast - Total	59	26	33	0	0	0
Voter Turnout - Total	3.32%					

Councilmember, Place No. 1 Sachse

Vote For 1

	TOTAL	VOTE %		Election Day	Early Voting	Ballot By Mail	Provision al Ballots	Limited Ballots
Brett Franks	35	66.04%	<div><div></div></div>	11	24	0	0	0
Akinsuroju Raymond Taiwo	18	33.96%	<div><div></div></div>	10	8	0	0	0
Total Votes Cast	53	100.00%	<div><div></div></div>	21	32	0	0	0
Overvotes	0			0	0	0	0	0
Undervotes	6			5	1	0	0	0
Contest Totals	59			26	33	0	0	0

Councilmember, Place No. 2 Sachse

Vote For 1

	TOTAL	VOTE %		Election Day	Early Voting	Ballot By Mail	Provision al Ballots	Limited Ballots
Michelle Howarth	37	100.00%	<div><div></div></div>	17	20	0	0	0
Total Votes Cast	37	100.00%	<div><div></div></div>	17	20	0	0	0
Overvotes	0			0	0	0	0	0
Undervotes	22			9	13	0	0	0
Contest Totals	59			26	33	0	0	0

Proposition A City of Sachse

Vote For 1

	TOTAL	VOTE %		Election Day	Early Voting	Ballot By Mail	Provision al Ballots	Limited Ballots
For	42	72.41%	<div><div></div></div>	19	23	0	0	0
Against	16	27.59%	<div><div></div></div>	6	10	0	0	0
Total Votes Cast	58	100.00%	<div><div></div></div>	25	33	0	0	0
Overvotes	0			0	0	0	0	0
Undervotes	1			1	0	0	0	0
Contest Totals	59			26	33	0	0	0

Trustee, Place 7 Collin County Community College

Vote For 1

	TOTAL	VOTE %		Election Day	Early Voting	Ballot By Mail	Provision al Ballots	Limited Ballots
Jim Orr	27	48.21%	<div><div></div></div>	9	18	0	0	0
Helen Chang	29	51.79%	<div><div></div></div>	14	15	0	0	0
Total Votes Cast	56	100.00%	<div><div></div></div>	23	33	0	0	0
Overvotes	0			0	0	0	0	0
Undervotes	3			3	0	0	0	0
Contest Totals	59			26	33	0	0	0

Summary Results Report
 May 1st, 2021 City/School General and Special
 Elections
 May 1st, 2021

Final Results
 SOVC
 Collin County

170

Trustee, Place 8 Collin County Community College

Vote For 1

	TOTAL	VOTE %		Election Day	Early Voting	Ballot By Mail	Provision al Ballots	Limited Ballots
Misty Irby	33	58.93%	<div><div></div></div>	17	16	0	0	0
Bob Collins	23	41.07%	<div><div></div></div>	6	17	0	0	0
Total Votes Cast	56	100.00%	<div><div></div></div>	23	33	0	0	0
Overvotes	0			0	0	0	0	0
Undervotes	3			3	0	0	0	0
Contest Totals	59			26	33	0	0	0

Trustee, Place 9 Collin County Community College

Vote For 1

	TOTAL	VOTE %		Election Day	Early Voting	Ballot By Mail	Provision al Ballots	Limited Ballots
Andy Hardin	31	57.41%	<div><div></div></div>	11	20	0	0	0
Jacoby Stewart Sr.	23	42.59%	<div><div></div></div>	10	13	0	0	0
Total Votes Cast	54	100.00%	<div><div></div></div>	21	33	0	0	0
Overvotes	0			0	0	0	0	0
Undervotes	5			5	0	0	0	0
Contest Totals	59			26	33	0	0	0

Summary Results Report
May 1st, 2021 City/School General and Special
Elections
May 1st, 2021

Final Results
SOVC
Collin County

171

Statistics

	TOTAL	Election Day	Early Voting	Ballot By Mail	Provisional Ballots	Limited Ballots
Registered Voters - Total	5,645					
Ballots Cast - Total	893	300	566	25	2	0
Voter Turnout - Total	15.82%					

Councilmember, Place No. 1 Allen

Vote For 1

	TOTAL	VOTE %		Election Day	Early Voting	Ballot By Mail	Provisional Ballots	Limited Ballots
Christopher Gaspard	20	2.47%	<div><div></div></div>	5	12	3	0	0
Malcom J. Wilkinson	27	3.34%	<div><div></div></div>	11	13	3	0	0
Daren Meis	459	56.74%	<div><div></div></div>	151	305	3	0	0
Nathan Polsky	15	1.85%	<div><div></div></div>	7	5	3	0	0
Andre Hines	15	1.85%	<div><div></div></div>	5	8	2	0	0
Dwight Burns	273	33.75%	<div><div></div></div>	86	176	10	1	0
Total Votes Cast	809	100.00%	<div><div></div></div>	265	519	24	1	0
Overvotes	0			0	0	0	0	0
Undervotes	84			35	47	1	1	0
Contest Totals	893			300	566	25	2	0

Councilmember, Place No. 3 Allen

Vote For 1

	TOTAL	VOTE %		Election Day	Early Voting	Ballot By Mail	Provisional Ballots	Limited Ballots
Joseph Jackson	12	1.45%	<div><div></div></div>	3	5	4	0	0
Joey Herald	79	9.54%	<div><div></div></div>	23	56	0	0	0
Lauren Doherty	312	37.68%	<div><div></div></div>	102	189	19	2	0
Dave Cornette	420	50.72%	<div><div></div></div>	144	275	1	0	0
Kenneth Wineburg, Jr.	5	0.60%	<div><div></div></div>	0	5	0	0	0
Total Votes Cast	828	100.00%	<div><div></div></div>	272	530	24	2	0
Overvotes	0			0	0	0	0	0
Undervotes	65			28	36	1	0	0
Contest Totals	893			300	566	25	2	0

Councilmember, Place No. 5 Allen

Vote For 1

	TOTAL	VOTE %		Election Day	Early Voting	Ballot By Mail	Provisional Ballots	Limited Ballots
Diane Martin	75	9.38%	<div><div></div></div>	25	38	12	0	0
Dave Shafer	440	55.00%	<div><div></div></div>	148	289	3	0	0
Philip Brewer	269	33.62%	<div><div></div></div>	85	177	6	1	0
Edson Mureeba	16	2.00%	<div><div></div></div>	6	10	0	0	0
Total Votes Cast	800	100.00%	<div><div></div></div>	264	514	21	1	0
Overvotes	0			0	0	0	0	0
Undervotes	93			36	52	4	1	0
Contest Totals	893			300	566	25	2	0

Summary Results Report
May 1st, 2021 City/School General and Special
Elections
May 1st, 2021

Final Results
SOVC
Collin County

171

School District Board of Trustees, Place 1 Allen

Vote For 1

	TOTAL	VOTE %		Election Day	Early Voting	Ballot By Mail	Provision al Ballots	Limited Ballots
Jorge J. Torres	147	19.12%	<div><div></div></div>	61	77	8	1	0
Sarah Mitchell	622	80.88%	<div><div></div></div>	194	417	11	0	0
Total Votes Cast	769	100.00%	<div><div></div></div>	255	494	19	1	0
Overvotes	0			0	0	0	0	0
Undervotes	124			45	72	6	1	0
Contest Totals	893			300	566	25	2	0

School District Board of Trustees, Place 2 Allen

Vote For 1

	TOTAL	VOTE %		Election Day	Early Voting	Ballot By Mail	Provision al Ballots	Limited Ballots
David W. Noll	518	69.91%	<div><div></div></div>	163	350	5	0	0
Stacey Greer	223	30.09%	<div><div></div></div>	84	124	14	1	0
Total Votes Cast	741	100.00%	<div><div></div></div>	247	474	19	1	0
Overvotes	0			0	0	0	0	0
Undervotes	152			53	92	6	1	0
Contest Totals	893			300	566	25	2	0

School District Board of Trustees, Place 3 Allen

Vote For 1

	TOTAL	VOTE %		Election Day	Early Voting	Ballot By Mail	Provision al Ballots	Limited Ballots
Kevin Cameron	593	78.86%	<div><div></div></div>	175	406	12	0	0
Deepak Kaithakkapuzha	159	21.14%	<div><div></div></div>	73	77	8	1	0
Total Votes Cast	752	100.00%	<div><div></div></div>	248	483	20	1	0
Overvotes	0			0	0	0	0	0
Undervotes	141			52	83	5	1	0
Contest Totals	893			300	566	25	2	0

Proposition A Allen ISD

Vote For 1

	TOTAL	VOTE %		Election Day	Early Voting	Ballot By Mail	Provision al Ballots	Limited Ballots
For	770	89.02%	<div><div></div></div>	264	488	17	1	0
Against	95	10.98%	<div><div></div></div>	29	60	6	0	0
Total Votes Cast	865	100.00%	<div><div></div></div>	293	548	23	1	0
Overvotes	0			0	0	0	0	0
Undervotes	28			7	18	2	1	0
Contest Totals	893			300	566	25	2	0

Summary Results Report
May 1st, 2021 City/School General and Special
Elections
May 1st, 2021

Final Results
SOVC
Collin County

171

Trustee, Place 7 Collin County Community College

Vote For 1

	TOTAL	VOTE %		Election Day	Early Voting	Ballot By Mail	Provision al Ballots	Limited Ballots
Jim Orr	494	64.41%	<div><div></div></div>	163	323	8	0	0
Helen Chang	273	35.59%	<div><div></div></div>	99	157	15	2	0
Total Votes Cast	767	100.00%	<div><div></div></div>	262	480	23	2	0
Overvotes	0			0	0	0	0	0
Undervotes	126			38	86	2	0	0
Contest Totals	893			300	566	25	2	0

Trustee, Place 8 Collin County Community College

Vote For 1

	TOTAL	VOTE %		Election Day	Early Voting	Ballot By Mail	Provision al Ballots	Limited Ballots
Misty Irby	269	36.70%	<div><div></div></div>	99	151	19	0	0
Bob Collins	464	63.30%	<div><div></div></div>	156	305	3	0	0
Total Votes Cast	733	100.00%	<div><div></div></div>	255	456	22	0	0
Overvotes	0			0	0	0	0	0
Undervotes	160			45	110	3	2	0
Contest Totals	893			300	566	25	2	0

Trustee, Place 9 Collin County Community College

Vote For 1

	TOTAL	VOTE %		Election Day	Early Voting	Ballot By Mail	Provision al Ballots	Limited Ballots
Andy Hardin	529	72.57%	<div><div></div></div>	182	336	10	1	0
Jacoby Stewart Sr.	200	27.43%	<div><div></div></div>	70	116	13	1	0
Total Votes Cast	729	100.00%	<div><div></div></div>	252	452	23	2	0
Overvotes	0			0	0	0	0	0
Undervotes	164			48	114	2	0	0
Contest Totals	893			300	566	25	2	0

Summary Results Report
May 1st, 2021 City/School General and Special
Elections
May 1st, 2021

Final Results
SOVC
Collin County

172

Statistics

	TOTAL	Election Day	Early Voting	Ballot By Mail	Provision al Ballots	Limited Ballots
Registered Voters - Total	4,330					
Ballots Cast - Total	598	216	382	0	0	0
Voter Turnout - Total	13.81%					

City Council, Mayor Anna

Vote For 1

	TOTAL	VOTE %		Election Day	Early Voting	Ballot By Mail	Provision al Ballots	Limited Ballots
Glen Johnson	42	7.98%	<div><div></div></div>	13	29	0	0	0
Nate Pike	484	92.02%	<div><div></div></div>	179	305	0	0	0
Total Votes Cast	526	100.00%	<div><div></div></div>	192	334	0	0	0
Overvotes	0			0	0	0	0	0
Undervotes	18			6	12	0	0	0
Contest Totals	544			198	346	0	0	0

City Council, Place 1 Anna

Vote For 1

	TOTAL	VOTE %		Election Day	Early Voting	Ballot By Mail	Provision al Ballots	Limited Ballots
Jimmy Onkangi	107	21.36%	<div><div></div></div>	46	61	0	0	0
Anthony Richardson	73	14.57%	<div><div></div></div>	21	52	0	0	0
Kevin Toten	297	59.28%	<div><div></div></div>	112	185	0	0	0
Bryan F. Heath	24	4.79%	<div><div></div></div>	7	17	0	0	0
Total Votes Cast	501	100.00%	<div><div></div></div>	186	315	0	0	0
Overvotes	0			0	0	0	0	0
Undervotes	43			12	31	0	0	0
Contest Totals	544			198	346	0	0	0

Proposition A City of Anna

Vote For 1

	TOTAL	VOTE %		Election Day	Early Voting	Ballot By Mail	Provision al Ballots	Limited Ballots
For	473	89.08%	<div><div></div></div>	165	308	0	0	0
Against	58	10.92%	<div><div></div></div>	24	34	0	0	0
Total Votes Cast	531	100.00%	<div><div></div></div>	189	342	0	0	0
Overvotes	0			0	0	0	0	0
Undervotes	13			9	4	0	0	0
Contest Totals	544			198	346	0	0	0

Proposition B City of Anna

Vote For 1

	TOTAL	VOTE %		Election Day	Early Voting	Ballot By Mail	Provision al Ballots	Limited Ballots
For	359	67.86%	<div><div></div></div>	121	238	0	0	0
Against	170	32.14%	<div><div></div></div>	69	101	0	0	0
Total Votes Cast	529	100.00%	<div><div></div></div>	190	339	0	0	0
Overvotes	0			0	0	0	0	0
Undervotes	15			8	7	0	0	0
Contest Totals	544			198	346	0	0	0

Summary Results Report
May 1st, 2021 City/School General and Special
Elections
May 1st, 2021

Final Results
SOVC
Collin County

172

Proposition C City of Anna

Vote For 1

	TOTAL	VOTE %		Election Day	Early Voting	Ballot By Mail	Provisional Ballots	Limited Ballots
For	386	72.83%	<div><div></div></div>	124	262	0	0	0
Against	144	27.17%	<div><div></div></div>	67	77	0	0	0
Total Votes Cast	530	100.00%	<div><div></div></div>	191	339	0	0	0
Overvotes	0			0	0	0	0	0
Undervotes	14			7	7	0	0	0
Contest Totals	544			198	346	0	0	0

Trustee, Place 2 Anna

Vote For 1

	TOTAL	VOTE %		Election Day	Early Voting	Ballot By Mail	Provisional Ballots	Limited Ballots
Jason Adams	293	58.84%	<div><div></div></div>	89	204	0	0	0
Jourdan Henley	37	7.43%	<div><div></div></div>	13	24	0	0	0
Diane Hopewell	168	33.73%	<div><div></div></div>	67	101	0	0	0
Total Votes Cast	498	100.00%	<div><div></div></div>	169	329	0	0	0
Overvotes	0			0	0	0	0	0
Undervotes	100			47	53	0	0	0
Contest Totals	598			216	382	0	0	0

Trustee, Place 6 Anna

Vote For 1

	TOTAL	VOTE %		Election Day	Early Voting	Ballot By Mail	Provisional Ballots	Limited Ballots
Paul "Monty" Renfro	346	100.00%	<div><div></div></div>	122	224	0	0	0
Total Votes Cast	346	100.00%	<div><div></div></div>	122	224	0	0	0
Overvotes	0			0	0	0	0	0
Undervotes	252			94	158	0	0	0
Contest Totals	598			216	382	0	0	0

Trustee, Place 7 Collin County Community College

Vote For 1

	TOTAL	VOTE %		Election Day	Early Voting	Ballot By Mail	Provisional Ballots	Limited Ballots
Jim Orr	273	67.57%	<div><div></div></div>	92	181	0	0	0
Helen Chang	131	32.43%	<div><div></div></div>	51	80	0	0	0
Total Votes Cast	404	100.00%	<div><div></div></div>	143	261	0	0	0
Overvotes	0			0	0	0	0	0
Undervotes	194			73	121	0	0	0
Contest Totals	598			216	382	0	0	0

Summary Results Report
May 1st, 2021 City/School General and Special
Elections
May 1st, 2021

Final Results
SOVC
Collin County

172

Trustee, Place 8 Collin County Community College

Vote For 1

	TOTAL	VOTE %		Election Day	Early Voting	Ballot By Mail	Provision al Ballots	Limited Ballots
Misty Irby	151	38.04%	<div><div></div></div>	54	97	0	0	0
Bob Collins	246	61.96%	<div><div></div></div>	88	158	0	0	0
Total Votes Cast	397	100.00%	<div><div></div></div>	142	255	0	0	0
Overvotes	0			0	0	0	0	0
Undervotes	201			74	127	0	0	0
Contest Totals	598			216	382	0	0	0

Trustee, Place 9 Collin County Community College

Vote For 1

	TOTAL	VOTE %		Election Day	Early Voting	Ballot By Mail	Provision al Ballots	Limited Ballots
Andy Hardin	277	71.21%	<div><div></div></div>	102	175	0	0	0
Jacoby Stewart Sr.	112	28.79%	<div><div></div></div>	37	75	0	0	0
Total Votes Cast	389	100.00%	<div><div></div></div>	139	250	0	0	0
Overvotes	0			0	0	0	0	0
Undervotes	209			77	132	0	0	0
Contest Totals	598			216	382	0	0	0

Summary Results Report
May 1st, 2021 City/School General and Special
Elections
May 1st, 2021

Final Results
SOVC
Collin County

173

Statistics

	TOTAL	Election Day	Early Voting	Ballot By Mail	Provision al Ballots	Limited Ballots
Registered Voters - Total	628					
Ballots Cast - Total	208	37	170	1	0	0
Voter Turnout - Total	33.12%					

Mayor McKinney

Vote For 1

	TOTAL	VOTE %		Election Day	Early Voting	Ballot By Mail	Provision al Ballots	Limited Ballots
Jimmy R. Stewart	0	0.00%	<div><div></div></div>	0	0	0	0	0
George Fuller	142	69.95%	<div><div></div></div>	22	119	1	0	0
Tom Meredith	61	30.05%	<div><div></div></div>	15	46	0	0	0
Total Votes Cast	203	100.00%	<div><div></div></div>	37	165	1	0	0
Overvotes	0			0	0	0	0	0
Undervotes	5			0	5	0	0	0
Contest Totals	208			37	170	1	0	0

City Council At Large McKinney

Vote For 1

	TOTAL	VOTE %		Election Day	Early Voting	Ballot By Mail	Provision al Ballots	Limited Ballots
Brian J. Magnuson	62	36.26%	<div><div></div></div>	16	46	0	0	0
Charlie Philips	109	63.74%	<div><div></div></div>	14	94	1	0	0
Total Votes Cast	171	100.00%	<div><div></div></div>	30	140	1	0	0
Overvotes	0			0	0	0	0	0
Undervotes	37			7	30	0	0	0
Contest Totals	208			37	170	1	0	0

School District Board Of Trustees, Place 7 McKinney

Vote For 1

	TOTAL	VOTE %		Election Day	Early Voting	Ballot By Mail	Provision al Ballots	Limited Ballots
Serena Ashcroft	37	19.79%	<div><div></div></div>	8	29	0	0	0
Joy Booth	59	31.55%	<div><div></div></div>	14	45	0	0	0
Harvey Oaxaca	89	47.59%	<div><div></div></div>	10	78	1	0	0
J.B. Franze	2	1.07%	<div><div></div></div>	0	2	0	0	0
Total Votes Cast	187	100.00%	<div><div></div></div>	32	154	1	0	0
Overvotes	0			0	0	0	0	0
Undervotes	21			5	16	0	0	0
Contest Totals	208			37	170	1	0	0

Summary Results Report
May 1st, 2021 City/School General and Special
Elections
May 1st, 2021

Final Results
SOVC
Collin County

173

Proposition A McKinney ISD

Vote For 1

	TOTAL	VOTE %		Election Day	Early Voting	Ballot By Mail	Provision al Ballots	Limited Ballots
For	162	82.23%	<div><div></div></div>	24	137	1	0	0
Against	35	17.77%	<div><div></div></div>	10	25	0	0	0
Total Votes Cast	197	100.00%	<div><div></div></div>	34	162	1	0	0
Overvotes	0			0	0	0	0	0
Undervotes	11			3	8	0	0	0
Contest Totals	208			37	170	1	0	0

Proposition B McKinney ISD

Vote For 1

	TOTAL	VOTE %		Election Day	Early Voting	Ballot By Mail	Provision al Ballots	Limited Ballots
For	136	67.66%	<div><div></div></div>	17	118	1	0	0
Against	65	32.34%	<div><div></div></div>	18	47	0	0	0
Total Votes Cast	201	100.00%	<div><div></div></div>	35	165	1	0	0
Overvotes	0			0	0	0	0	0
Undervotes	7			2	5	0	0	0
Contest Totals	208			37	170	1	0	0

Proposition C McKinney ISD

Vote For 1

	TOTAL	VOTE %		Election Day	Early Voting	Ballot By Mail	Provision al Ballots	Limited Ballots
For	141	70.50%	<div><div></div></div>	21	119	1	0	0
Against	59	29.50%	<div><div></div></div>	14	45	0	0	0
Total Votes Cast	200	100.00%	<div><div></div></div>	35	164	1	0	0
Overvotes	0			0	0	0	0	0
Undervotes	8			2	6	0	0	0
Contest Totals	208			37	170	1	0	0

Proposition D McKinney ISD

Vote For 1

	TOTAL	VOTE %		Election Day	Early Voting	Ballot By Mail	Provision al Ballots	Limited Ballots
For	139	69.50%	<div><div></div></div>	21	117	1	0	0
Against	61	30.50%	<div><div></div></div>	13	48	0	0	0
Total Votes Cast	200	100.00%	<div><div></div></div>	34	165	1	0	0
Overvotes	0			0	0	0	0	0
Undervotes	8			3	5	0	0	0
Contest Totals	208			37	170	1	0	0

Summary Results Report
May 1st, 2021 City/School General and Special
Elections
May 1st, 2021

Final Results
SOVC
Collin County

173

Trustee, Place 7 Collin County Community College

Vote For 1

	TOTAL	VOTE %		Election Day	Early Voting	Ballot By Mail	Provision al Ballots	Limited Ballots
Jim Orr	99	66.89%	<div><div></div></div>	19	80	0	0	0
Helen Chang	49	33.11%	<div><div></div></div>	6	42	1	0	0
Total Votes Cast	148	100.00%	<div><div></div></div>	25	122	1	0	0
Overvotes	0			0	0	0	0	0
Undervotes	60			12	48	0	0	0
Contest Totals	208			37	170	1	0	0

Trustee, Place 8 Collin County Community College

Vote For 1

	TOTAL	VOTE %		Election Day	Early Voting	Ballot By Mail	Provision al Ballots	Limited Ballots
Misty Irby	51	35.42%	<div><div></div></div>	7	43	1	0	0
Bob Collins	93	64.58%	<div><div></div></div>	16	77	0	0	0
Total Votes Cast	144	100.00%	<div><div></div></div>	23	120	1	0	0
Overvotes	0			0	0	0	0	0
Undervotes	64			14	50	0	0	0
Contest Totals	208			37	170	1	0	0

Trustee, Place 9 Collin County Community College

Vote For 1

	TOTAL	VOTE %		Election Day	Early Voting	Ballot By Mail	Provision al Ballots	Limited Ballots
Andy Hardin	112	78.32%	<div><div></div></div>	20	91	1	0	0
Jacoby Stewart Sr.	31	21.68%	<div><div></div></div>	4	27	0	0	0
Total Votes Cast	143	100.00%	<div><div></div></div>	24	118	1	0	0
Overvotes	0			0	0	0	0	0
Undervotes	65			13	52	0	0	0
Contest Totals	208			37	170	1	0	0

Summary Results Report
May 1st, 2021 City/School General and Special
Elections
May 1st, 2021

Final Results
SOVC
Collin County

174

Statistics

	TOTAL	Election Day	Early Voting	Ballot By Mail	Provisional Ballots	Limited Ballots
Registered Voters - Total	4,213					
Ballots Cast - Total	397	146	249	2	0	0
Voter Turnout - Total	9.42%					

Councilmember, Place 2 Wylie

Vote For 1

	TOTAL	VOTE %		Election Day	Early Voting	Ballot By Mail	Provisional Ballots	Limited Ballots
Dave Strang	213	100.00%	<div><div></div></div>	70	141	2	0	0
Total Votes Cast	213	100.00%	<div><div></div></div>	70	141	2	0	0
Overvotes	0			0	0	0	0	0
Undervotes	172			67	105	0	0	0
Contest Totals	385			137	246	2	0	0

Councilmember, Place 4 Wylie

Vote For 1

	TOTAL	VOTE %		Election Day	Early Voting	Ballot By Mail	Provisional Ballots	Limited Ballots
Scott Williams	194	50.52%	<div><div></div></div>	60	133	1	0	0
Raymond Perry	35	9.11%	<div><div></div></div>	17	18	0	0	0
Mary Harris	155	40.36%	<div><div></div></div>	59	95	1	0	0
Total Votes Cast	384	100.00%	<div><div></div></div>	136	246	2	0	0
Overvotes	0			0	0	0	0	0
Undervotes	1			1	0	0	0	0
Contest Totals	385			137	246	2	0	0

Trustee, Place 7 Collin County Community College

Vote For 1

	TOTAL	VOTE %		Election Day	Early Voting	Ballot By Mail	Provisional Ballots	Limited Ballots
Jim Orr	189	52.79%	<div><div></div></div>	65	123	1	0	0
Helen Chang	169	47.21%	<div><div></div></div>	61	108	0	0	0
Total Votes Cast	358	100.00%	<div><div></div></div>	126	231	1	0	0
Overvotes	0			0	0	0	0	0
Undervotes	39			20	18	1	0	0
Contest Totals	397			146	249	2	0	0

Trustee, Place 8 Collin County Community College

Vote For 1

	TOTAL	VOTE %		Election Day	Early Voting	Ballot By Mail	Provisional Ballots	Limited Ballots
Misty Irby	146	41.24%	<div><div></div></div>	54	92	0	0	0
Bob Collins	208	58.76%	<div><div></div></div>	63	143	2	0	0
Total Votes Cast	354	100.00%	<div><div></div></div>	117	235	2	0	0
Overvotes	0			0	0	0	0	0
Undervotes	43			29	14	0	0	0
Contest Totals	397			146	249	2	0	0

Summary Results Report
 May 1st, 2021 City/School General and Special
 Elections
 May 1st, 2021

Final Results
 SOVC
 Collin County

174

Trustee, Place 9 Collin County Community College

Vote For 1

	TOTAL	VOTE %		Election Day	Early Voting	Ballot By Mail	Provision al Ballots	Limited Ballots
Andy Hardin	216	63.91%	<div><div></div></div>	67	148	1	0	0
Jacoby Stewart Sr.	122	36.09%	<div><div></div></div>	46	76	0	0	0
Total Votes Cast	338	100.00%	<div><div></div></div>	113	224	1	0	0
Overvotes	0			0	0	0	0	0
Undervotes	59			33	25	1	0	0
Contest Totals	397			146	249	2	0	0

Summary Results Report
May 1st, 2021 City/School General and Special
Elections
May 1st, 2021

Final Results
SOVC
Collin County

175

Statistics

	TOTAL	Election Day	Early Voting	Ballot By Mail	Provisional Ballots	Limited Ballots
Registered Voters - Total	1,833					
Ballots Cast - Total	251	84	167	0	0	0
Voter Turnout - Total	13.69%					

Councilmember-At-Large Parker

Vote For 3

	TOTAL	VOTE %		Election Day	Early Voting	Ballot By Mail	Provisional Ballots	Limited Ballots
Cindy Meyer	25	20.49%	<div><div></div></div>	6	19	0	0	0
Diana M. Abraham	35	28.69%	<div><div></div></div>	12	23	0	0	0
Jim Reed	38	31.15%	<div><div></div></div>	13	25	0	0	0
Ed Standridge	24	19.67%	<div><div></div></div>	8	16	0	0	0
Total Votes Cast	122	100.00%	<div><div></div></div>	39	83	0	0	0
Overvotes	0			0	0	0	0	0
Undervotes	34			18	16	0	0	0
Contest Totals	156			57	99	0	0	0

Councilmember, Place 2 Wylie

Vote For 1

	TOTAL	VOTE %		Election Day	Early Voting	Ballot By Mail	Provisional Ballots	Limited Ballots
Dave Strang	111	100.00%	<div><div></div></div>	35	76	0	0	0
Total Votes Cast	111	100.00%	<div><div></div></div>	35	76	0	0	0
Overvotes	0			0	0	0	0	0
Undervotes	79			27	52	0	0	0
Contest Totals	190			62	128	0	0	0

Councilmember, Place 4 Wylie

Vote For 1

	TOTAL	VOTE %		Election Day	Early Voting	Ballot By Mail	Provisional Ballots	Limited Ballots
Scott Williams	117	61.58%	<div><div></div></div>	36	81	0	0	0
Raymond Perry	22	11.58%	<div><div></div></div>	11	11	0	0	0
Mary Harris	51	26.84%	<div><div></div></div>	15	36	0	0	0
Total Votes Cast	190	100.00%	<div><div></div></div>	62	128	0	0	0
Overvotes	0			0	0	0	0	0
Undervotes	0			0	0	0	0	0
Contest Totals	190			62	128	0	0	0

Summary Results Report
May 1st, 2021 City/School General and Special
Elections
May 1st, 2021

Final Results
SOVC
Collin County

175

Trustee, Place 1 Plano

Vote For 1

	TOTAL	VOTE %		Election Day	Early Voting	Ballot By Mail	Provision al Ballots	Limited Ballots
Lauren Tyra	41	68.33%	<div><div></div></div>	10	31	0	0	0
Shafik Ben Guesmia	13	21.67%	<div><div></div></div>	6	7	0	0	0
Semida Voicu	6	10.00%	<div><div></div></div>	1	5	0	0	0
Total Votes Cast	60	100.00%	<div><div></div></div>	17	43	0	0	0
Overvotes	0			0	0	0	0	0
Undervotes	38			17	21	0	0	0
Contest Totals	98			34	64	0	0	0

Trustee, Place 2 Plano

Vote For 1

	TOTAL	VOTE %		Election Day	Early Voting	Ballot By Mail	Provision al Ballots	Limited Ballots
Dayna Oscherwitz	17	27.87%	<div><div></div></div>	5	12	0	0	0
Ajikwaga Felli	13	21.31%	<div><div></div></div>	8	5	0	0	0
Angela Powell	31	50.82%	<div><div></div></div>	5	26	0	0	0
Total Votes Cast	61	100.00%	<div><div></div></div>	18	43	0	0	0
Overvotes	0			0	0	0	0	0
Undervotes	37			16	21	0	0	0
Contest Totals	98			34	64	0	0	0

Trustee, Place 3 Plano

Vote For 1

	TOTAL	VOTE %		Election Day	Early Voting	Ballot By Mail	Provision al Ballots	Limited Ballots
Nancy C. Humphrey	37	68.52%	<div><div></div></div>	10	27	0	0	0
Lynn Walling	17	31.48%	<div><div></div></div>	4	13	0	0	0
Total Votes Cast	54	100.00%	<div><div></div></div>	14	40	0	0	0
Overvotes	0			0	0	0	0	0
Undervotes	44			20	24	0	0	0
Contest Totals	98			34	64	0	0	0

Trustee, Place 6 Plano

Vote For 1

	TOTAL	VOTE %		Election Day	Early Voting	Ballot By Mail	Provision al Ballots	Limited Ballots
Marilyn Loughray	23	39.66%	<div><div></div></div>	6	17	0	0	0
Jeri Chambers	35	60.34%	<div><div></div></div>	9	26	0	0	0
Total Votes Cast	58	100.00%	<div><div></div></div>	15	43	0	0	0
Overvotes	0			0	0	0	0	0
Undervotes	40			19	21	0	0	0
Contest Totals	98			34	64	0	0	0

Summary Results Report
May 1st, 2021 City/School General and Special
Elections
May 1st, 2021

Final Results
SOVC
Collin County

175

Trustee, Place 7 Collin County Community College

Vote For 1

	TOTAL	VOTE %		Election Day	Early Voting	Ballot By Mail	Provision al Ballots	Limited Ballots
Jim Orr	144	65.45%	<div><div></div></div>	46	98	0	0	0
Helen Chang	76	34.55%	<div><div></div></div>	21	55	0	0	0
Total Votes Cast	220	100.00%	<div><div></div></div>	67	153	0	0	0
Overvotes	0			0	0	0	0	0
Undervotes	31			17	14	0	0	0
Contest Totals	251			84	167	0	0	0

Trustee, Place 8 Collin County Community College

Vote For 1

	TOTAL	VOTE %		Election Day	Early Voting	Ballot By Mail	Provision al Ballots	Limited Ballots
Misty Irby	73	34.27%	<div><div></div></div>	21	52	0	0	0
Bob Collins	140	65.73%	<div><div></div></div>	44	96	0	0	0
Total Votes Cast	213	100.00%	<div><div></div></div>	65	148	0	0	0
Overvotes	0			0	0	0	0	0
Undervotes	38			19	19	0	0	0
Contest Totals	251			84	167	0	0	0

Trustee, Place 9 Collin County Community College

Vote For 1

	TOTAL	VOTE %		Election Day	Early Voting	Ballot By Mail	Provision al Ballots	Limited Ballots
Andy Hardin	145	71.08%	<div><div></div></div>	41	104	0	0	0
Jacoby Stewart Sr.	59	28.92%	<div><div></div></div>	23	36	0	0	0
Total Votes Cast	204	100.00%	<div><div></div></div>	64	140	0	0	0
Overvotes	0			0	0	0	0	0
Undervotes	47			20	27	0	0	0
Contest Totals	251			84	167	0	0	0

Summary Results Report
May 1st, 2021 City/School General and Special
Elections
May 1st, 2021

Final Results
SOVC
Collin County

176

Statistics

	TOTAL	Election Day	Early Voting	Ballot By Mail	Provision al Ballots	Limited Ballots
Registered Voters - Total	3,795					
Ballots Cast - Total	238	96	133	9	0	0
Voter Turnout - Total	6.27%					

Councilmember, Place No.2 Plano

Vote For 1

	TOTAL	VOTE %		Election Day	Early Voting	Ballot By Mail	Provision al Ballots	Limited Ballots
Anthony Ricciardelli	84	38.18%	<div><div></div></div>	28	51	5	0	0
Steve Lavine	136	61.82%	<div><div></div></div>	61	71	4	0	0
Total Votes Cast	220	100.00%	<div><div></div></div>	89	122	9	0	0
Overvotes	0			0	0	0	0	0
Undervotes	18			7	11	0	0	0
Contest Totals	238			96	133	9	0	0

Councilmember, Place No.4 Plano

Vote For 1

	TOTAL	VOTE %		Election Day	Early Voting	Ballot By Mail	Provision al Ballots	Limited Ballots
Vidal Quintanilla	12	5.74%	<div><div></div></div>	7	5	0	0	0
Justin Adcock	79	37.80%	<div><div></div></div>	25	51	3	0	0
Kayci Prince	76	36.36%	<div><div></div></div>	36	35	5	0	0
Nassat Parveen	42	20.10%	<div><div></div></div>	14	27	1	0	0
Total Votes Cast	209	100.00%	<div><div></div></div>	82	118	9	0	0
Overvotes	0			0	0	0	0	0
Undervotes	29			14	15	0	0	0
Contest Totals	238			96	133	9	0	0

Councilmember, Place No.6 (Mayor)

Vote For 1

	TOTAL	VOTE %		Election Day	Early Voting	Ballot By Mail	Provision al Ballots	Limited Ballots
Lydia Ortega	18	7.76%	<div><div></div></div>	10	8	0	0	0
Lily Bao	78	33.62%	<div><div></div></div>	25	48	5	0	0
John Muns	136	58.62%	<div><div></div></div>	60	72	4	0	0
Total Votes Cast	232	100.00%	<div><div></div></div>	95	128	9	0	0
Overvotes	0			0	0	0	0	0
Undervotes	6			1	5	0	0	0
Contest Totals	238			96	133	9	0	0

Summary Results Report
May 1st, 2021 City/School General and Special
Elections
May 1st, 2021

Final Results
SOVC
Collin County

176

Councilmember, Place No.8 Plano

Vote For 1

	TOTAL	VOTE %		Election Day	Early Voting	Ballot By Mail	Provision al Ballots	Limited Ballots
Elisa Klein	133	60.45%	<div><div></div></div>	59	68	6	0	0
Rick Smith	87	39.55%	<div><div></div></div>	29	55	3	0	0
Total Votes Cast	220	100.00%	<div><div></div></div>	88	123	9	0	0
Overvotes	0			0	0	0	0	0
Undervotes	18			8	10	0	0	0
Contest Totals	238			96	133	9	0	0

Councilmember, Place No.7 Plano

Vote For 1

	TOTAL	VOTE %		Election Day	Early Voting	Ballot By Mail	Provision al Ballots	Limited Ballots
David M. Smith	30	13.95%	<div><div></div></div>	14	16	0	0	0
Julie Holmer	91	42.33%	<div><div></div></div>	38	48	5	0	0
Sandeep Srivastava	19	8.84%	<div><div></div></div>	9	9	1	0	0
Chris Robertson	60	27.91%	<div><div></div></div>	20	37	3	0	0
Bill Lisle III	15	6.98%	<div><div></div></div>	6	9	0	0	0
Total Votes Cast	215	100.00%	<div><div></div></div>	87	119	9	0	0
Overvotes	0			0	0	0	0	0
Undervotes	23			9	14	0	0	0
Contest Totals	238			96	133	9	0	0

Proposition A City of Plano

Vote For 1

	TOTAL	VOTE %		Election Day	Early Voting	Ballot By Mail	Provision al Ballots	Limited Ballots
For	185	79.74%	<div><div></div></div>	77	100	8	0	0
Against	47	20.26%	<div><div></div></div>	17	29	1	0	0
Total Votes Cast	232	100.00%	<div><div></div></div>	94	129	9	0	0
Overvotes	0			0	0	0	0	0
Undervotes	6			2	4	0	0	0
Contest Totals	238			96	133	9	0	0

Proposition B City of Plano

Vote For 1

	TOTAL	VOTE %		Election Day	Early Voting	Ballot By Mail	Provision al Ballots	Limited Ballots
For	175	75.43%	<div><div></div></div>	76	93	6	0	0
Against	57	24.57%	<div><div></div></div>	18	36	3	0	0
Total Votes Cast	232	100.00%	<div><div></div></div>	94	129	9	0	0
Overvotes	0			0	0	0	0	0
Undervotes	6			2	4	0	0	0
Contest Totals	238			96	133	9	0	0

Summary Results Report
May 1st, 2021 City/School General and Special
Elections
May 1st, 2021

Final Results
SOVC
Collin County

176

Proposition C City of Plano

Vote For 1

	TOTAL	VOTE %		Election Day	Early Voting	Ballot By Mail	Provision al Ballots	Limited Ballots
For	147	63.91%	<div><div></div></div>	59	82	6	0	0
Against	83	36.09%	<div><div></div></div>	33	47	3	0	0
Total Votes Cast	230	100.00%	<div><div></div></div>	92	129	9	0	0
Overvotes	0			0	0	0	0	0
Undervotes	8			4	4	0	0	0
Contest Totals	238			96	133	9	0	0

Proposition D City of Plano

Vote For 1

	TOTAL	VOTE %		Election Day	Early Voting	Ballot By Mail	Provision al Ballots	Limited Ballots
For	179	79.20%	<div><div></div></div>	70	101	8	0	0
Against	47	20.80%	<div><div></div></div>	20	26	1	0	0
Total Votes Cast	226	100.00%	<div><div></div></div>	90	127	9	0	0
Overvotes	0			0	0	0	0	0
Undervotes	12			6	6	0	0	0
Contest Totals	238			96	133	9	0	0

Proposition E City of Plano

Vote For 1

	TOTAL	VOTE %		Election Day	Early Voting	Ballot By Mail	Provision al Ballots	Limited Ballots
For	146	64.60%	<div><div></div></div>	57	84	5	0	0
Against	80	35.40%	<div><div></div></div>	33	43	4	0	0
Total Votes Cast	226	100.00%	<div><div></div></div>	90	127	9	0	0
Overvotes	0			0	0	0	0	0
Undervotes	12			6	6	0	0	0
Contest Totals	238			96	133	9	0	0

Proposition F City of Plano

Vote For 1

	TOTAL	VOTE %		Election Day	Early Voting	Ballot By Mail	Provision al Ballots	Limited Ballots
For	177	76.62%	<div><div></div></div>	72	98	7	0	0
Against	54	23.38%	<div><div></div></div>	21	31	2	0	0
Total Votes Cast	231	100.00%	<div><div></div></div>	93	129	9	0	0
Overvotes	0			0	0	0	0	0
Undervotes	7			3	4	0	0	0
Contest Totals	238			96	133	9	0	0

Summary Results Report
May 1st, 2021 City/School General and Special
Elections
May 1st, 2021

Final Results
SOVC
Collin County

176

Trustee, Place 6 Frisco

Vote For 1

	TOTAL	VOTE %		Election Day	Early Voting	Ballot By Mail	Provision al Ballots	Limited Ballots
John Classe	27	100.00%	<div><div></div></div>	12	15	0	0	0
Total Votes Cast	27	100.00%	<div><div></div></div>	12	15	0	0	0
Overvotes	0			0	0	0	0	0
Undervotes	25			12	13	0	0	0
Contest Totals	52			24	28	0	0	0

Trustee, Place 7 Frisco

Vote For 1

	TOTAL	VOTE %		Election Day	Early Voting	Ballot By Mail	Provision al Ballots	Limited Ballots
Evelyn Brooks	17	58.62%	<div><div></div></div>	9	8	0	0	0
René Archambault	12	41.38%	<div><div></div></div>	2	10	0	0	0
Total Votes Cast	29	100.00%	<div><div></div></div>	11	18	0	0	0
Overvotes	0			0	0	0	0	0
Undervotes	23			13	10	0	0	0
Contest Totals	52			24	28	0	0	0

Trustee, Place 1 Plano

Vote For 1

	TOTAL	VOTE %		Election Day	Early Voting	Ballot By Mail	Provision al Ballots	Limited Ballots
Lauren Tyra	105	68.18%	<div><div></div></div>	41	60	4	0	0
Shafik Ben Guesmia	16	10.39%	<div><div></div></div>	9	7	0	0	0
Semida Voicu	33	21.43%	<div><div></div></div>	11	18	4	0	0
Total Votes Cast	154	100.00%	<div><div></div></div>	61	85	8	0	0
Overvotes	0			0	0	0	0	0
Undervotes	32			11	20	1	0	0
Contest Totals	186			72	105	9	0	0

Trustee, Place 2 Plano

Vote For 1

	TOTAL	VOTE %		Election Day	Early Voting	Ballot By Mail	Provision al Ballots	Limited Ballots
Dayna Oscherwitz	74	48.37%	<div><div></div></div>	32	39	3	0	0
Ajikwaga Felli	16	10.46%	<div><div></div></div>	6	9	1	0	0
Angela Powell	63	41.18%	<div><div></div></div>	21	38	4	0	0
Total Votes Cast	153	100.00%	<div><div></div></div>	59	86	8	0	0
Overvotes	0			0	0	0	0	0
Undervotes	33			13	19	1	0	0
Contest Totals	186			72	105	9	0	0

Summary Results Report
May 1st, 2021 City/School General and Special
Elections
May 1st, 2021

Final Results
SOVC
Collin County

176

Trustee, Place 3 Plano

Vote For 1

	TOTAL	VOTE %		Election Day	Early Voting	Ballot By Mail	Provision al Ballots	Limited Ballots
Nancy C. Humphrey	91	63.19%	<div><div></div></div>	39	47	5	0	0
Lynn Walling	53	36.81%	<div><div></div></div>	17	33	3	0	0
Total Votes Cast	144	100.00%	<div><div></div></div>	56	80	8	0	0
Overvotes	0			0	0	0	0	0
Undervotes	42			16	25	1	0	0
Contest Totals	186			72	105	9	0	0

Trustee, Place 6 Plano

Vote For 1

	TOTAL	VOTE %		Election Day	Early Voting	Ballot By Mail	Provision al Ballots	Limited Ballots
Marilyn Loughray	53	36.55%	<div><div></div></div>	17	32	4	0	0
Jeri Chambers	92	63.45%	<div><div></div></div>	37	51	4	0	0
Total Votes Cast	145	100.00%	<div><div></div></div>	54	83	8	0	0
Overvotes	0			0	0	0	0	0
Undervotes	41			18	22	1	0	0
Contest Totals	186			72	105	9	0	0

Trustee, Place 7 Collin County Community College

Vote For 1

	TOTAL	VOTE %		Election Day	Early Voting	Ballot By Mail	Provision al Ballots	Limited Ballots
Jim Orr	79	39.30%	<div><div></div></div>	30	45	4	0	0
Helen Chang	122	60.70%	<div><div></div></div>	51	67	4	0	0
Total Votes Cast	201	100.00%	<div><div></div></div>	81	112	8	0	0
Overvotes	0			0	0	0	0	0
Undervotes	37			15	21	1	0	0
Contest Totals	238			96	133	9	0	0

Trustee, Place 8 Collin County Community College

Vote For 1

	TOTAL	VOTE %		Election Day	Early Voting	Ballot By Mail	Provision al Ballots	Limited Ballots
Misty Irby	118	59.60%	<div><div></div></div>	51	66	1	0	0
Bob Collins	80	40.40%	<div><div></div></div>	28	45	7	0	0
Total Votes Cast	198	100.00%	<div><div></div></div>	79	111	8	0	0
Overvotes	0			0	0	0	0	0
Undervotes	40			17	22	1	0	0
Contest Totals	238			96	133	9	0	0

Summary Results Report
 May 1st, 2021 City/School General and Special
 Elections
 May 1st, 2021

Final Results
 SOVC
 Collin County

176

Trustee, Place 9 Collin County Community College

Vote For 1

	TOTAL	VOTE %		Election Day	Early Voting	Ballot By Mail	Provision al Ballots	Limited Ballots
Andy Hardin	91	47.15%	<div><div></div></div>	37	47	7	0	0
Jacoby Stewart Sr.	102	52.85%	<div><div></div></div>	40	61	1	0	0
Total Votes Cast	193	100.00%	<div><div></div></div>	77	108	8	0	0
Overvotes	0			0	0	0	0	0
Undervotes	45			19	25	1	0	0
Contest Totals	238			96	133	9	0	0

Summary Results Report
May 1st, 2021 City/School General and Special
Elections
May 1st, 2021

Final Results
SOVC
Collin County

177

Statistics

	TOTAL	Election Day	Early Voting	Ballot By Mail	Provision al Ballots	Limited Ballots
Registered Voters - Total	5,430					
Ballots Cast - Total	328	129	188	11	0	0
Voter Turnout - Total	6.04%					

City Council, Place 1 Frisco

Vote For 1

	TOTAL	VOTE %		Election Day	Early Voting	Ballot By Mail	Provision al Ballots	Limited Ballots
John Keating	208	73.50%	<div><div></div></div>	77	124	7	0	0
JP Schade	75	26.50%	<div><div></div></div>	30	42	3	0	0
Total Votes Cast	283	100.00%	<div><div></div></div>	107	166	10	0	0
Overvotes	0			0	0	0	0	0
Undervotes	45			22	22	1	0	0
Contest Totals	328			129	188	11	0	0

City Council, Place 3 Frisco

Vote For 1

	TOTAL	VOTE %		Election Day	Early Voting	Ballot By Mail	Provision al Ballots	Limited Ballots
Sai Krishna	23	7.19%	<div><div></div></div>	8	14	1	0	0
Angelia Pelham	103	32.19%	<div><div></div></div>	49	52	2	0	0
Jennifer White	141	44.06%	<div><div></div></div>	56	82	3	0	0
Karen Cunningham	53	16.56%	<div><div></div></div>	13	35	5	0	0
Total Votes Cast	320	100.00%	<div><div></div></div>	126	183	11	0	0
Overvotes	0			0	0	0	0	0
Undervotes	8			3	5	0	0	0
Contest Totals	328			129	188	11	0	0

Trustee, Place 6 Frisco

Vote For 1

	TOTAL	VOTE %		Election Day	Early Voting	Ballot By Mail	Provision al Ballots	Limited Ballots
John Classe	177	100.00%	<div><div></div></div>	66	105	6	0	0
Total Votes Cast	177	100.00%	<div><div></div></div>	66	105	6	0	0
Overvotes	0			0	0	0	0	0
Undervotes	151			63	83	5	0	0
Contest Totals	328			129	188	11	0	0

Trustee, Place 7 Frisco

Vote For 1

	TOTAL	VOTE %		Election Day	Early Voting	Ballot By Mail	Provision al Ballots	Limited Ballots
Evelyn Brooks	145	53.70%	<div><div></div></div>	62	81	2	0	0
René Archambault	125	46.30%	<div><div></div></div>	39	79	7	0	0
Total Votes Cast	270	100.00%	<div><div></div></div>	101	160	9	0	0
Overvotes	0			0	0	0	0	0
Undervotes	58			28	28	2	0	0
Contest Totals	328			129	188	11	0	0

Summary Results Report
May 1st, 2021 City/School General and Special
Elections
May 1st, 2021

Final Results
SOVC
Collin County

177

Trustee, Place 7 Collin County Community College

Vote For 1

	TOTAL	VOTE %		Election Day	Early Voting	Ballot By Mail	Provision al Ballots	Limited Ballots
Jim Orr	169	63.30%	<div><div></div></div>	58	108	3	0	0
Helen Chang	98	36.70%	<div><div></div></div>	44	48	6	0	0
Total Votes Cast	267	100.00%	<div><div></div></div>	102	156	9	0	0
Overvotes	0			0	0	0	0	0
Undervotes	61			27	32	2	0	0
Contest Totals	328			129	188	11	0	0

Trustee, Place 8 Collin County Community College

Vote For 1

	TOTAL	VOTE %		Election Day	Early Voting	Ballot By Mail	Provision al Ballots	Limited Ballots
Misty Irby	109	41.60%	<div><div></div></div>	48	55	6	0	0
Bob Collins	153	58.40%	<div><div></div></div>	53	97	3	0	0
Total Votes Cast	262	100.00%	<div><div></div></div>	101	152	9	0	0
Overvotes	0			0	0	0	0	0
Undervotes	66			28	36	2	0	0
Contest Totals	328			129	188	11	0	0

Trustee, Place 9 Collin County Community College

Vote For 1

	TOTAL	VOTE %		Election Day	Early Voting	Ballot By Mail	Provision al Ballots	Limited Ballots
Andy Hardin	181	70.70%	<div><div></div></div>	68	108	5	0	0
Jacoby Stewart Sr.	75	29.30%	<div><div></div></div>	34	37	4	0	0
Total Votes Cast	256	100.00%	<div><div></div></div>	102	145	9	0	0
Overvotes	0			0	0	0	0	0
Undervotes	72			27	43	2	0	0
Contest Totals	328			129	188	11	0	0

Summary Results Report
May 1st, 2021 City/School General and Special
Elections
May 1st, 2021

Final Results
SOVC
Collin County

178

Statistics

	TOTAL	Election Day	Early Voting	Ballot By Mail	Provisional Ballots	Limited Ballots
Registered Voters - Total	2,710					
Ballots Cast - Total	255	101	154	0	0	0
Voter Turnout - Total	9.41%					

Town Council, Place 2 Prosper

Vote For 1

	TOTAL	VOTE %		Election Day	Early Voting	Ballot By Mail	Provisional Ballots	Limited Ballots
Craig Andres	173	100.00%	<div><div></div></div>	66	107	0	0	0
Total Votes Cast	173	100.00%	<div><div></div></div>	66	107	0	0	0
Overvotes	0			0	0	0	0	0
Undervotes	82			35	47	0	0	0
Contest Totals	255			101	154	0	0	0

Town Council, Place 6 Prosper

Vote For 1

	TOTAL	VOTE %		Election Day	Early Voting	Ballot By Mail	Provisional Ballots	Limited Ballots
Christopher Wardlaw	61	25.42%	<div><div></div></div>	27	34	0	0	0
Charles Cotten	179	74.58%	<div><div></div></div>	67	112	0	0	0
Total Votes Cast	240	100.00%	<div><div></div></div>	94	146	0	0	0
Overvotes	0			0	0	0	0	0
Undervotes	15			7	8	0	0	0
Contest Totals	255			101	154	0	0	0

Trustee, Place 4 Prosper

Vote For 1

	TOTAL	VOTE %		Election Day	Early Voting	Ballot By Mail	Provisional Ballots	Limited Ballots
Bettye H. Okae	13	5.18%	<div><div></div></div>	4	9	0	0	0
Chianna Rodgers	30	11.95%	<div><div></div></div>	13	17	0	0	0
Pat Cochrane	56	22.31%	<div><div></div></div>	26	30	0	0	0
Alexander E. Cornwallis	7	2.79%	<div><div></div></div>	4	3	0	0	0
Bill Beavers	145	57.77%	<div><div></div></div>	51	94	0	0	0
Total Votes Cast	251	100.00%	<div><div></div></div>	98	153	0	0	0
Overvotes	0			0	0	0	0	0
Undervotes	4			3	1	0	0	0
Contest Totals	255			101	154	0	0	0

Trustee, Place 7 Prosper

Vote For 1

	TOTAL	VOTE %		Election Day	Early Voting	Ballot By Mail	Provisional Ballots	Limited Ballots
Drew Wilborn	185	74.90%	<div><div></div></div>	72	113	0	0	0
Kristin Meier	62	25.10%	<div><div></div></div>	26	36	0	0	0
Total Votes Cast	247	100.00%	<div><div></div></div>	98	149	0	0	0
Overvotes	0			0	0	0	0	0
Undervotes	8			3	5	0	0	0
Contest Totals	255			101	154	0	0	0

Summary Results Report
May 1st, 2021 City/School General and Special
Elections
May 1st, 2021

Final Results
SOVC
Collin County

178

Trustee, Place 7 Collin County Community College

Vote For 1

	TOTAL	VOTE %		Election Day	Early Voting	Ballot By Mail	Provision al Ballots	Limited Ballots
Jim Orr	122	66.30%	<div><div></div></div>	51	71	0	0	0
Helen Chang	62	33.70%	<div><div></div></div>	25	37	0	0	0
Total Votes Cast	184	100.00%	<div><div></div></div>	76	108	0	0	0
Overvotes	0			0	0	0	0	0
Undervotes	71			25	46	0	0	0
Contest Totals	255			101	154	0	0	0

Trustee, Place 8 Collin County Community College

Vote For 1

	TOTAL	VOTE %		Election Day	Early Voting	Ballot By Mail	Provision al Ballots	Limited Ballots
Misty Irby	76	44.97%	<div><div></div></div>	34	42	0	0	0
Bob Collins	93	55.03%	<div><div></div></div>	39	54	0	0	0
Total Votes Cast	169	100.00%	<div><div></div></div>	73	96	0	0	0
Overvotes	0			0	0	0	0	0
Undervotes	86			28	58	0	0	0
Contest Totals	255			101	154	0	0	0

Trustee, Place 9 Collin County Community College

Vote For 1

	TOTAL	VOTE %		Election Day	Early Voting	Ballot By Mail	Provision al Ballots	Limited Ballots
Andy Hardin	116	72.05%	<div><div></div></div>	44	72	0	0	0
Jacoby Stewart Sr.	45	27.95%	<div><div></div></div>	22	23	0	0	0
Total Votes Cast	161	100.00%	<div><div></div></div>	66	95	0	0	0
Overvotes	0			0	0	0	0	0
Undervotes	94			35	59	0	0	0
Contest Totals	255			101	154	0	0	0

Summary Results Report
May 1st, 2021 City/School General and Special
Elections
May 1st, 2021

Final Results
SOVC
Collin County

179

Statistics

	TOTAL	Election Day	Early Voting	Ballot By Mail	Provisional Ballots	Limited Ballots
Registered Voters - Total	4,520					
Ballots Cast - Total	997	415	571	11	0	0
Voter Turnout - Total	22.06%					

Town Council, Mayor Fairview

Vote For 1

	TOTAL	VOTE %		Election Day	Early Voting	Ballot By Mail	Provisional Ballots	Limited Ballots
Cynthia Brugge	325	33.71%	<div><div></div></div>	188	137	0	0	0
Henry Lessner	639	66.29%	<div><div></div></div>	216	412	11	0	0
Total Votes Cast	964	100.00%	<div><div></div></div>	404	549	11	0	0
Overvotes	0			0	0	0	0	0
Undervotes	6			1	5	0	0	0
Contest Totals	970			405	554	11	0	0

Town Council, Seat One Fairview

Vote For 1

	TOTAL	VOTE %		Election Day	Early Voting	Ballot By Mail	Provisional Ballots	Limited Ballots
Rich Connelly	641	100.00%	<div><div></div></div>	249	383	9	0	0
Total Votes Cast	641	100.00%	<div><div></div></div>	249	383	9	0	0
Overvotes	0			0	0	0	0	0
Undervotes	329			156	171	2	0	0
Contest Totals	970			405	554	11	0	0

Town Council, Seat Three Fairview

Vote For 1

	TOTAL	VOTE %		Election Day	Early Voting	Ballot By Mail	Provisional Ballots	Limited Ballots
Jeannette Grazioli	300	32.82%	<div><div></div></div>	159	136	5	0	0
Ricardo Doi	614	67.18%	<div><div></div></div>	213	396	5	0	0
Total Votes Cast	914	100.00%	<div><div></div></div>	372	532	10	0	0
Overvotes	0			0	0	0	0	0
Undervotes	56			33	22	1	0	0
Contest Totals	970			405	554	11	0	0

Town Council, Seat Five Fairview

Vote For 1

	TOTAL	VOTE %		Election Day	Early Voting	Ballot By Mail	Provisional Ballots	Limited Ballots
Ken Logsdon	701	100.00%	<div><div></div></div>	267	426	8	0	0
Total Votes Cast	701	100.00%	<div><div></div></div>	267	426	8	0	0
Overvotes	0			0	0	0	0	0
Undervotes	269			138	128	3	0	0
Contest Totals	970			405	554	11	0	0

Summary Results Report
May 1st, 2021 City/School General and Special
Elections
May 1st, 2021

Final Results
SOVC
Collin County

179

Mayor McKinney

Vote For 1

	TOTAL	VOTE %		Election Day	Early Voting	Ballot By Mail	Provision al Ballots	Limited Ballots
Jimmy R. Stewart	0	0.00%	<div><div></div></div>	0	0	0	0	0
George Fuller	2	40.00%	<div><div></div></div>	1	1	0	0	0
Tom Meredith	3	60.00%	<div><div></div></div>	3	0	0	0	0
Total Votes Cast	5	100.00%	<div><div></div></div>	4	1	0	0	0
Overvotes	0			0	0	0	0	0
Undervotes	0			0	0	0	0	0
Contest Totals	5			4	1	0	0	0

Council Member, District No. 1 McKinney District 1

Vote For 1

	TOTAL	VOTE %		Election Day	Early Voting	Ballot By Mail	Provision al Ballots	Limited Ballots
Cris Treviño	1	50.00%	<div><div></div></div>	0	1	0	0	0
Johnny Moore	0	0.00%	<div><div></div></div>	0	0	0	0	0
Stan Penn	1	50.00%	<div><div></div></div>	1	0	0	0	0
Justin Beller	0	0.00%	<div><div></div></div>	0	0	0	0	0
Total Votes Cast	2	100.00%	<div><div></div></div>	1	1	0	0	0
Overvotes	0			0	0	0	0	0
Undervotes	3			3	0	0	0	0
Contest Totals	5			4	1	0	0	0

City Council At Large McKinney

Vote For 1

	TOTAL	VOTE %		Election Day	Early Voting	Ballot By Mail	Provision al Ballots	Limited Ballots
Brian J. Magnuson	0	0.00%	<div><div></div></div>	0	0	0	0	0
Charlie Philips	1	100.00%	<div><div></div></div>	1	0	0	0	0
Total Votes Cast	1	100.00%	<div><div></div></div>	1	0	0	0	0
Overvotes	0			0	0	0	0	0
Undervotes	4			3	1	0	0	0
Contest Totals	5			4	1	0	0	0

School District Board Of Trustees, Place 7 McKinney

Vote For 1

	TOTAL	VOTE %		Election Day	Early Voting	Ballot By Mail	Provision al Ballots	Limited Ballots
Serena Ashcroft	3	15.79%	<div><div></div></div>	1	2	0	0	0
Joy Booth	2	10.53%	<div><div></div></div>	2	0	0	0	0
Harvey Oaxaca	11	57.89%	<div><div></div></div>	0	11	0	0	0
J.B. Franze	3	15.79%	<div><div></div></div>	2	1	0	0	0
Total Votes Cast	19	100.00%	<div><div></div></div>	5	14	0	0	0
Overvotes	0			0	0	0	0	0
Undervotes	8			5	3	0	0	0
Contest Totals	27			10	17	0	0	0

Summary Results Report
May 1st, 2021 City/School General and Special
Elections
May 1st, 2021

Final Results
SOVC
Collin County

179

Proposition A McKinney ISD

Vote For 1

	TOTAL	VOTE %		Election Day	Early Voting	Ballot By Mail	Provision al Ballots	Limited Ballots
For	21	80.77%	<div><div></div></div>	6	15	0	0	0
Against	5	19.23%	<div><div></div></div>	3	2	0	0	0
Total Votes Cast	26	100.00%	<div><div></div></div>	9	17	0	0	0
Overvotes	0			0	0	0	0	0
Undervotes	1			1	0	0	0	0
Contest Totals	27			10	17	0	0	0

Proposition B McKinney ISD

Vote For 1

	TOTAL	VOTE %		Election Day	Early Voting	Ballot By Mail	Provision al Ballots	Limited Ballots
For	14	53.85%	<div><div></div></div>	3	11	0	0	0
Against	12	46.15%	<div><div></div></div>	6	6	0	0	0
Total Votes Cast	26	100.00%	<div><div></div></div>	9	17	0	0	0
Overvotes	0			0	0	0	0	0
Undervotes	1			1	0	0	0	0
Contest Totals	27			10	17	0	0	0

Proposition C McKinney ISD

Vote For 1

	TOTAL	VOTE %		Election Day	Early Voting	Ballot By Mail	Provision al Ballots	Limited Ballots
For	15	57.69%	<div><div></div></div>	3	12	0	0	0
Against	11	42.31%	<div><div></div></div>	6	5	0	0	0
Total Votes Cast	26	100.00%	<div><div></div></div>	9	17	0	0	0
Overvotes	0			0	0	0	0	0
Undervotes	1			1	0	0	0	0
Contest Totals	27			10	17	0	0	0

Proposition D McKinney ISD

Vote For 1

	TOTAL	VOTE %		Election Day	Early Voting	Ballot By Mail	Provision al Ballots	Limited Ballots
For	15	57.69%	<div><div></div></div>	3	12	0	0	0
Against	11	42.31%	<div><div></div></div>	6	5	0	0	0
Total Votes Cast	26	100.00%	<div><div></div></div>	9	17	0	0	0
Overvotes	0			0	0	0	0	0
Undervotes	1			1	0	0	0	0
Contest Totals	27			10	17	0	0	0

Summary Results Report
May 1st, 2021 City/School General and Special
Elections
May 1st, 2021

Final Results
SOVC
Collin County

179

Trustee, Place 7 Collin County Community College

Vote For 1

	TOTAL	VOTE %		Election Day	Early Voting	Ballot By Mail	Provision al Ballots	Limited Ballots
Jim Orr	522	70.35%	<div><div></div></div>	202	315	5	0	0
Helen Chang	220	29.65%	<div><div></div></div>	90	124	6	0	0
Total Votes Cast	742	100.00%	<div><div></div></div>	292	439	11	0	0
Overvotes	0			0	0	0	0	0
Undervotes	255			123	132	0	0	0
Contest Totals	997			415	571	11	0	0

Trustee, Place 8 Collin County Community College

Vote For 1

	TOTAL	VOTE %		Election Day	Early Voting	Ballot By Mail	Provision al Ballots	Limited Ballots
Misty Irby	230	32.12%	<div><div></div></div>	92	134	4	0	0
Bob Collins	486	67.88%	<div><div></div></div>	186	293	7	0	0
Total Votes Cast	716	100.00%	<div><div></div></div>	278	427	11	0	0
Overvotes	0			0	0	0	0	0
Undervotes	281			137	144	0	0	0
Contest Totals	997			415	571	11	0	0

Trustee, Place 9 Collin County Community College

Vote For 1

	TOTAL	VOTE %		Election Day	Early Voting	Ballot By Mail	Provision al Ballots	Limited Ballots
Andy Hardin	522	75.11%	<div><div></div></div>	196	318	8	0	0
Jacoby Stewart Sr.	173	24.89%	<div><div></div></div>	66	104	3	0	0
Total Votes Cast	695	100.00%	<div><div></div></div>	262	422	11	0	0
Overvotes	0			0	0	0	0	0
Undervotes	302			153	149	0	0	0
Contest Totals	997			415	571	11	0	0

Summary Results Report
May 1st, 2021 City/School General and Special
Elections
May 1st, 2021

Final Results
SOVC
Collin County

180

Statistics

	TOTAL	Election Day	Early Voting	Ballot By Mail	Provisional Ballots	Limited Ballots
Registered Voters - Total	615					
Ballots Cast - Total	75	33	42	0	0	0
Voter Turnout - Total	12.20%					

City Council, Mayor Anna

Vote For 1

	TOTAL	VOTE %		Election Day	Early Voting	Ballot By Mail	Provisional Ballots	Limited Ballots
Glen Johnson	9	12.68%	<div><div></div></div>	2	7	0	0	0
Nate Pike	62	87.32%	<div><div></div></div>	30	32	0	0	0
Total Votes Cast	71	100.00%	<div><div></div></div>	32	39	0	0	0
Overvotes	0			0	0	0	0	0
Undervotes	4			1	3	0	0	0
Contest Totals	75			33	42	0	0	0

City Council, Place 1 Anna

Vote For 1

	TOTAL	VOTE %		Election Day	Early Voting	Ballot By Mail	Provisional Ballots	Limited Ballots
Jimmy Onkangi	17	23.94%	<div><div></div></div>	5	12	0	0	0
Anthony Richardson	9	12.68%	<div><div></div></div>	5	4	0	0	0
Kevin Toten	41	57.75%	<div><div></div></div>	20	21	0	0	0
Bryan F. Heath	4	5.63%	<div><div></div></div>	2	2	0	0	0
Total Votes Cast	71	100.00%	<div><div></div></div>	32	39	0	0	0
Overvotes	0			0	0	0	0	0
Undervotes	4			1	3	0	0	0
Contest Totals	75			33	42	0	0	0

Proposition A City of Anna

Vote For 1

	TOTAL	VOTE %		Election Day	Early Voting	Ballot By Mail	Provisional Ballots	Limited Ballots
For	67	90.54%	<div><div></div></div>	30	37	0	0	0
Against	7	9.46%	<div><div></div></div>	2	5	0	0	0
Total Votes Cast	74	100.00%	<div><div></div></div>	32	42	0	0	0
Overvotes	0			0	0	0	0	0
Undervotes	1			1	0	0	0	0
Contest Totals	75			33	42	0	0	0

Proposition B City of Anna

Vote For 1

	TOTAL	VOTE %		Election Day	Early Voting	Ballot By Mail	Provisional Ballots	Limited Ballots
For	48	68.57%	<div><div></div></div>	22	26	0	0	0
Against	22	31.43%	<div><div></div></div>	8	14	0	0	0
Total Votes Cast	70	100.00%	<div><div></div></div>	30	40	0	0	0
Overvotes	0			0	0	0	0	0
Undervotes	5			3	2	0	0	0
Contest Totals	75			33	42	0	0	0

Summary Results Report
May 1st, 2021 City/School General and Special
Elections
May 1st, 2021

Final Results
SOVC
Collin County

180

Proposition C City of Anna

Vote For 1

	TOTAL	VOTE %		Election Day	Early Voting	Ballot By Mail	Provision al Ballots	Limited Ballots
For	57	78.08%	<div><div></div></div>	25	32	0	0	0
Against	16	21.92%	<div><div></div></div>	6	10	0	0	0
Total Votes Cast	73	100.00%	<div><div></div></div>	31	42	0	0	0
Overvotes	0			0	0	0	0	0
Undervotes	2			2	0	0	0	0
Contest Totals	75			33	42	0	0	0

Trustee, Place 2 Anna

Vote For 1

	TOTAL	VOTE %		Election Day	Early Voting	Ballot By Mail	Provision al Ballots	Limited Ballots
Jason Adams	34	55.74%	<div><div></div></div>	15	19	0	0	0
Jourdan Henley	9	14.75%	<div><div></div></div>	5	4	0	0	0
Diane Hopewell	18	29.51%	<div><div></div></div>	8	10	0	0	0
Total Votes Cast	61	100.00%	<div><div></div></div>	28	33	0	0	0
Overvotes	0			0	0	0	0	0
Undervotes	14			5	9	0	0	0
Contest Totals	75			33	42	0	0	0

Trustee, Place 6 Anna

Vote For 1

	TOTAL	VOTE %		Election Day	Early Voting	Ballot By Mail	Provision al Ballots	Limited Ballots
Paul "Monty" Renfro	43	100.00%	<div><div></div></div>	19	24	0	0	0
Total Votes Cast	43	100.00%	<div><div></div></div>	19	24	0	0	0
Overvotes	0			0	0	0	0	0
Undervotes	32			14	18	0	0	0
Contest Totals	75			33	42	0	0	0

Trustee, Place 7 Collin County Community College

Vote For 1

	TOTAL	VOTE %		Election Day	Early Voting	Ballot By Mail	Provision al Ballots	Limited Ballots
Jim Orr	28	56.00%	<div><div></div></div>	12	16	0	0	0
Helen Chang	22	44.00%	<div><div></div></div>	11	11	0	0	0
Total Votes Cast	50	100.00%	<div><div></div></div>	23	27	0	0	0
Overvotes	0			0	0	0	0	0
Undervotes	25			10	15	0	0	0
Contest Totals	75			33	42	0	0	0

Summary Results Report
May 1st, 2021 City/School General and Special
Elections
May 1st, 2021

Final Results
SOVC
Collin County

180

Trustee, Place 8 Collin County Community College

Vote For 1

	TOTAL	VOTE %		Election Day	Early Voting	Ballot By Mail	Provision al Ballots	Limited Ballots
Misty Irby	26	53.06%	<div><div></div></div>	14	12	0	0	0
Bob Collins	23	46.94%	<div><div></div></div>	9	14	0	0	0
Total Votes Cast	49	100.00%	<div><div></div></div>	23	26	0	0	0
Overvotes	0			0	0	0	0	0
Undervotes	26			10	16	0	0	0
Contest Totals	75			33	42	0	0	0

Trustee, Place 9 Collin County Community College

Vote For 1

	TOTAL	VOTE %		Election Day	Early Voting	Ballot By Mail	Provision al Ballots	Limited Ballots
Andy Hardin	29	61.70%	<div><div></div></div>	14	15	0	0	0
Jacoby Stewart Sr.	18	38.30%	<div><div></div></div>	9	9	0	0	0
Total Votes Cast	47	100.00%	<div><div></div></div>	23	24	0	0	0
Overvotes	0			0	0	0	0	0
Undervotes	28			10	18	0	0	0
Contest Totals	75			33	42	0	0	0

Summary Results Report
May 1st, 2021 City/School General and Special
Elections
May 1st, 2021

Final Results
SOVC
Collin County

181

Statistics

	TOTAL	Election Day	Early Voting	Ballot By Mail	Provisional Ballots	Limited Ballots
Registered Voters - Total	2,177					
Ballots Cast - Total	256	102	152	2	0	0
Voter Turnout - Total	11.76%					

City Council, Mayor Anna

Vote For 1

	TOTAL	VOTE %		Election Day	Early Voting	Ballot By Mail	Provisional Ballots	Limited Ballots
Glen Johnson	27	12.80%	<div><div></div></div>	15	12	0	0	0
Nate Pike	184	87.20%	<div><div></div></div>	66	116	2	0	0
Total Votes Cast	211	100.00%	<div><div></div></div>	81	128	2	0	0
Overvotes	0			0	0	0	0	0
Undervotes	6			5	1	0	0	0
Contest Totals	217			86	129	2	0	0

City Council, Place 1 Anna

Vote For 1

	TOTAL	VOTE %		Election Day	Early Voting	Ballot By Mail	Provisional Ballots	Limited Ballots
Jimmy Onkangi	41	20.40%	<div><div></div></div>	18	23	0	0	0
Anthony Richardson	31	15.42%	<div><div></div></div>	19	12	0	0	0
Kevin Toten	124	61.69%	<div><div></div></div>	37	85	2	0	0
Bryan F. Heath	5	2.49%	<div><div></div></div>	3	2	0	0	0
Total Votes Cast	201	100.00%	<div><div></div></div>	77	122	2	0	0
Overvotes	0			0	0	0	0	0
Undervotes	16			9	7	0	0	0
Contest Totals	217			86	129	2	0	0

Proposition A City of Anna

Vote For 1

	TOTAL	VOTE %		Election Day	Early Voting	Ballot By Mail	Provisional Ballots	Limited Ballots
For	189	88.32%	<div><div></div></div>	75	112	2	0	0
Against	25	11.68%	<div><div></div></div>	10	15	0	0	0
Total Votes Cast	214	100.00%	<div><div></div></div>	85	127	2	0	0
Overvotes	0			0	0	0	0	0
Undervotes	3			1	2	0	0	0
Contest Totals	217			86	129	2	0	0

Proposition B City of Anna

Vote For 1

	TOTAL	VOTE %		Election Day	Early Voting	Ballot By Mail	Provisional Ballots	Limited Ballots
For	138	65.71%	<div><div></div></div>	60	78	0	0	0
Against	72	34.29%	<div><div></div></div>	25	45	2	0	0
Total Votes Cast	210	100.00%	<div><div></div></div>	85	123	2	0	0
Overvotes	0			0	0	0	0	0
Undervotes	7			1	6	0	0	0
Contest Totals	217			86	129	2	0	0

Summary Results Report
May 1st, 2021 City/School General and Special
Elections
May 1st, 2021

Final Results
SOVC
Collin County

181

Proposition C City of Anna

Vote For 1

	TOTAL	VOTE %		Election Day	Early Voting	Ballot By Mail	Provisional Ballots	Limited Ballots
For	158	74.18%	<div><div></div></div>	65	91	2	0	0
Against	55	25.82%	<div><div></div></div>	20	35	0	0	0
Total Votes Cast	213	100.00%	<div><div></div></div>	85	126	2	0	0
Overvotes	0			0	0	0	0	0
Undervotes	4			1	3	0	0	0
Contest Totals	217			86	129	2	0	0

Trustee, Place 2 Anna

Vote For 1

	TOTAL	VOTE %		Election Day	Early Voting	Ballot By Mail	Provisional Ballots	Limited Ballots
Jason Adams	115	57.21%	<div><div></div></div>	47	68	0	0	0
Jourdan Henley	17	8.46%	<div><div></div></div>	6	11	0	0	0
Diane Hopewell	69	34.33%	<div><div></div></div>	25	44	0	0	0
Total Votes Cast	201	100.00%	<div><div></div></div>	78	123	0	0	0
Overvotes	0			0	0	0	0	0
Undervotes	41			19	20	2	0	0
Contest Totals	242			97	143	2	0	0

Trustee, Place 6 Anna

Vote For 1

	TOTAL	VOTE %		Election Day	Early Voting	Ballot By Mail	Provisional Ballots	Limited Ballots
Paul "Monty" Renfro	142	100.00%	<div><div></div></div>	53	89	0	0	0
Total Votes Cast	142	100.00%	<div><div></div></div>	53	89	0	0	0
Overvotes	0			0	0	0	0	0
Undervotes	100			44	54	2	0	0
Contest Totals	242			97	143	2	0	0

Trustee, Place 7 Collin County Community College

Vote For 1

	TOTAL	VOTE %		Election Day	Early Voting	Ballot By Mail	Provisional Ballots	Limited Ballots
Jim Orr	114	60.96%	<div><div></div></div>	43	71	0	0	0
Helen Chang	73	39.04%	<div><div></div></div>	33	40	0	0	0
Total Votes Cast	187	100.00%	<div><div></div></div>	76	111	0	0	0
Overvotes	0			0	0	0	0	0
Undervotes	69			26	41	2	0	0
Contest Totals	256			102	152	2	0	0

Summary Results Report
May 1st, 2021 City/School General and Special
Elections
May 1st, 2021

Final Results
SOVC
Collin County

181

Trustee, Place 8 Collin County Community College

Vote For 1

	TOTAL	VOTE %		Election Day	Early Voting	Ballot By Mail	Provision al Ballots	Limited Ballots
Misty Irby	85	46.45%	<div><div></div></div>	42	43	0	0	0
Bob Collins	98	53.55%	<div><div></div></div>	32	66	0	0	0
Total Votes Cast	183	100.00%	<div><div></div></div>	74	109	0	0	0
Overvotes	0			0	0	0	0	0
Undervotes	73			28	43	2	0	0
Contest Totals	256			102	152	2	0	0

Trustee, Place 9 Collin County Community College

Vote For 1

	TOTAL	VOTE %		Election Day	Early Voting	Ballot By Mail	Provision al Ballots	Limited Ballots
Andy Hardin	133	75.57%	<div><div></div></div>	54	79	0	0	0
Jacoby Stewart Sr.	43	24.43%	<div><div></div></div>	17	26	0	0	0
Total Votes Cast	176	100.00%	<div><div></div></div>	71	105	0	0	0
Overvotes	0			0	0	0	0	0
Undervotes	80			31	47	2	0	0
Contest Totals	256			102	152	2	0	0

Summary Results Report
May 1st, 2021 City/School General and Special
Elections
May 1st, 2021

Final Results
SOVC
Collin County

182

Statistics

	TOTAL	Election Day	Early Voting	Ballot By Mail	Provision al Ballots	Limited Ballots
Registered Voters - Total	0					
Ballots Cast - Total	0	0	0	0	0	0
Voter Turnout - Total	0.00%					

Trustee, Place 2 Anna

Vote For 1

	TOTAL	VOTE %	Election Day	Early Voting	Ballot By Mail	Provision al Ballots	Limited Ballots
Jason Adams	0		0	0	0	0	0
Jourdan Henley	0		0	0	0	0	0
Diane Hopewell	0		0	0	0	0	0
Total Votes Cast	0		0	0	0	0	0
Overvotes	0		0	0	0	0	0
Undervotes	0		0	0	0	0	0
Contest Totals	0		0	0	0	0	0

Trustee, Place 6 Anna

Vote For 1

	TOTAL	VOTE %	Election Day	Early Voting	Ballot By Mail	Provision al Ballots	Limited Ballots
Paul "Monty" Renfro	0		0	0	0	0	0
Total Votes Cast	0		0	0	0	0	0
Overvotes	0		0	0	0	0	0
Undervotes	0		0	0	0	0	0
Contest Totals	0		0	0	0	0	0

Trustee, Place 7 Collin County Community College

Vote For 1

	TOTAL	VOTE %	Election Day	Early Voting	Ballot By Mail	Provision al Ballots	Limited Ballots
Jim Orr	0		0	0	0	0	0
Helen Chang	0		0	0	0	0	0
Total Votes Cast	0		0	0	0	0	0
Overvotes	0		0	0	0	0	0
Undervotes	0		0	0	0	0	0
Contest Totals	0		0	0	0	0	0

Trustee, Place 8 Collin County Community College

Vote For 1

	TOTAL	VOTE %	Election Day	Early Voting	Ballot By Mail	Provision al Ballots	Limited Ballots
Misty Irby	0		0	0	0	0	0
Bob Collins	0		0	0	0	0	0
Total Votes Cast	0		0	0	0	0	0
Overvotes	0		0	0	0	0	0
Undervotes	0		0	0	0	0	0
Contest Totals	0		0	0	0	0	0

Summary Results Report
May 1st, 2021 City/School General and Special
Elections
May 1st, 2021

Final Results
SOVC
Collin County

182

Trustee, Place 9 Collin County Community College

Vote For 1

	TOTAL	VOTE %	Election Day	Early Voting	Ballot By Mail	Provision al Ballots	Limited Ballots
Andy Hardin	0		0	0	0	0	0
Jacoby Stewart Sr.	0		0	0	0	0	0
Total Votes Cast	0		0	0	0	0	0
Overvotes	0		0	0	0	0	0
Undervotes	0		0	0	0	0	0
Contest Totals	0		0	0	0	0	0

Summary Results Report
May 1st, 2021 City/School General and Special
Elections
May 1st, 2021

Final Results
SOVC
Collin County

183

Statistics

	TOTAL	Election Day	Early Voting	Ballot By Mail	Provision al Ballots	Limited Ballots
Registered Voters - Total	104					
Ballots Cast - Total	0	0	0	0	0	0
Voter Turnout - Total	0.00%					

City Council, Mayor Anna

Vote For 1

	TOTAL	VOTE %	Election Day	Early Voting	Ballot By Mail	Provision al Ballots	Limited Ballots
Glen Johnson	0		0	0	0	0	0
Nate Pike	0		0	0	0	0	0
Total Votes Cast	0		0	0	0	0	0
Overvotes	0		0	0	0	0	0
Undervotes	0		0	0	0	0	0
Contest Totals	0		0	0	0	0	0

City Council, Place 1 Anna

Vote For 1

	TOTAL	VOTE %	Election Day	Early Voting	Ballot By Mail	Provision al Ballots	Limited Ballots
Jimmy Onkangi	0		0	0	0	0	0
Anthony Richardson	0		0	0	0	0	0
Kevin Toten	0		0	0	0	0	0
Bryan F. Heath	0		0	0	0	0	0
Total Votes Cast	0		0	0	0	0	0
Overvotes	0		0	0	0	0	0
Undervotes	0		0	0	0	0	0
Contest Totals	0		0	0	0	0	0

Proposition A City of Anna

Vote For 1

	TOTAL	VOTE %	Election Day	Early Voting	Ballot By Mail	Provision al Ballots	Limited Ballots
For	0		0	0	0	0	0
Against	0		0	0	0	0	0
Total Votes Cast	0		0	0	0	0	0
Overvotes	0		0	0	0	0	0
Undervotes	0		0	0	0	0	0
Contest Totals	0		0	0	0	0	0

Proposition B City of Anna

Vote For 1

	TOTAL	VOTE %	Election Day	Early Voting	Ballot By Mail	Provision al Ballots	Limited Ballots
For	0		0	0	0	0	0
Against	0		0	0	0	0	0
Total Votes Cast	0		0	0	0	0	0
Overvotes	0		0	0	0	0	0
Undervotes	0		0	0	0	0	0
Contest Totals	0		0	0	0	0	0

Summary Results Report
May 1st, 2021 City/School General and Special
Elections
May 1st, 2021

Final Results
SOVC
Collin County

183

Proposition C City of Anna

Vote For 1

	TOTAL	VOTE %	Election Day	Early Voting	Ballot By Mail	Provision al Ballots	Limited Ballots
For	0		0	0	0	0	0
Against	0		0	0	0	0	0
Total Votes Cast	0		0	0	0	0	0
Overvotes	0		0	0	0	0	0
Undervotes	0		0	0	0	0	0
Contest Totals	0		0	0	0	0	0

Trustee, Place 2 Anna

Vote For 1

	TOTAL	VOTE %	Election Day	Early Voting	Ballot By Mail	Provision al Ballots	Limited Ballots
Jason Adams	0		0	0	0	0	0
Jourdan Henley	0		0	0	0	0	0
Diane Hopewell	0		0	0	0	0	0
Total Votes Cast	0		0	0	0	0	0
Overvotes	0		0	0	0	0	0
Undervotes	0		0	0	0	0	0
Contest Totals	0		0	0	0	0	0

Trustee, Place 6 Anna

Vote For 1

	TOTAL	VOTE %	Election Day	Early Voting	Ballot By Mail	Provision al Ballots	Limited Ballots
Paul "Monty" Renfro	0		0	0	0	0	0
Total Votes Cast	0		0	0	0	0	0
Overvotes	0		0	0	0	0	0
Undervotes	0		0	0	0	0	0
Contest Totals	0		0	0	0	0	0

Trustee, Place 7 Collin County Community College

Vote For 1

	TOTAL	VOTE %	Election Day	Early Voting	Ballot By Mail	Provision al Ballots	Limited Ballots
Jim Orr	0		0	0	0	0	0
Helen Chang	0		0	0	0	0	0
Total Votes Cast	0		0	0	0	0	0
Overvotes	0		0	0	0	0	0
Undervotes	0		0	0	0	0	0
Contest Totals	0		0	0	0	0	0

Summary Results Report
 May 1st, 2021 City/School General and Special
 Elections
 May 1st, 2021

Final Results
 SOVC
 Collin County

183

Trustee, Place 8 Collin County Community College

Vote For 1

	TOTAL	VOTE %	Election Day	Early Voting	Ballot By Mail	Provision al Ballots	Limited Ballots
Misty Irby	0		0	0	0	0	0
Bob Collins	0		0	0	0	0	0
Total Votes Cast	0		0	0	0	0	0
Overvotes	0		0	0	0	0	0
Undervotes	0		0	0	0	0	0
Contest Totals	0		0	0	0	0	0

Trustee, Place 9 Collin County Community College

Vote For 1

	TOTAL	VOTE %	Election Day	Early Voting	Ballot By Mail	Provision al Ballots	Limited Ballots
Andy Hardin	0		0	0	0	0	0
Jacoby Stewart Sr.	0		0	0	0	0	0
Total Votes Cast	0		0	0	0	0	0
Overvotes	0		0	0	0	0	0
Undervotes	0		0	0	0	0	0
Contest Totals	0		0	0	0	0	0

Summary Results Report
May 1st, 2021 City/School General and Special
Elections
May 1st, 2021

Final Results
SOVC
Collin County

184

Statistics

	TOTAL	Election Day	Early Voting	Ballot By Mail	Provision al Ballots	Limited Ballots
Registered Voters - Total	0					
Ballots Cast - Total	0	0	0	0	0	0
Voter Turnout - Total	0.00%					

City Council, Mayor Anna

Vote For 1

	TOTAL	VOTE %	Election Day	Early Voting	Ballot By Mail	Provision al Ballots	Limited Ballots
Glen Johnson	0		0	0	0	0	0
Nate Pike	0		0	0	0	0	0
Total Votes Cast	0		0	0	0	0	0
Overvotes	0		0	0	0	0	0
Undervotes	0		0	0	0	0	0
Contest Totals	0		0	0	0	0	0

City Council, Place 1 Anna

Vote For 1

	TOTAL	VOTE %	Election Day	Early Voting	Ballot By Mail	Provision al Ballots	Limited Ballots
Jimmy Onkangi	0		0	0	0	0	0
Anthony Richardson	0		0	0	0	0	0
Kevin Toten	0		0	0	0	0	0
Bryan F. Heath	0		0	0	0	0	0
Total Votes Cast	0		0	0	0	0	0
Overvotes	0		0	0	0	0	0
Undervotes	0		0	0	0	0	0
Contest Totals	0		0	0	0	0	0

Proposition A City of Anna

Vote For 1

	TOTAL	VOTE %	Election Day	Early Voting	Ballot By Mail	Provision al Ballots	Limited Ballots
For	0		0	0	0	0	0
Against	0		0	0	0	0	0
Total Votes Cast	0		0	0	0	0	0
Overvotes	0		0	0	0	0	0
Undervotes	0		0	0	0	0	0
Contest Totals	0		0	0	0	0	0

Proposition B City of Anna

Vote For 1

	TOTAL	VOTE %	Election Day	Early Voting	Ballot By Mail	Provision al Ballots	Limited Ballots
For	0		0	0	0	0	0
Against	0		0	0	0	0	0
Total Votes Cast	0		0	0	0	0	0
Overvotes	0		0	0	0	0	0
Undervotes	0		0	0	0	0	0
Contest Totals	0		0	0	0	0	0

Summary Results Report
May 1st, 2021 City/School General and Special
Elections
May 1st, 2021

Final Results
SOVC
Collin County

184

Proposition C City of Anna

Vote For 1

	TOTAL	VOTE %	Election Day	Early Voting	Ballot By Mail	Provision al Ballots	Limited Ballots
For	0		0	0	0	0	0
Against	0		0	0	0	0	0
Total Votes Cast	0		0	0	0	0	0
Overvotes	0		0	0	0	0	0
Undervotes	0		0	0	0	0	0
Contest Totals	0		0	0	0	0	0

Trustee, Place 2 Anna

Vote For 1

	TOTAL	VOTE %	Election Day	Early Voting	Ballot By Mail	Provision al Ballots	Limited Ballots
Jason Adams	0		0	0	0	0	0
Jourdan Henley	0		0	0	0	0	0
Diane Hopewell	0		0	0	0	0	0
Total Votes Cast	0		0	0	0	0	0
Overvotes	0		0	0	0	0	0
Undervotes	0		0	0	0	0	0
Contest Totals	0		0	0	0	0	0

Trustee, Place 6 Anna

Vote For 1

	TOTAL	VOTE %	Election Day	Early Voting	Ballot By Mail	Provision al Ballots	Limited Ballots
Paul "Monty" Renfro	0		0	0	0	0	0
Total Votes Cast	0		0	0	0	0	0
Overvotes	0		0	0	0	0	0
Undervotes	0		0	0	0	0	0
Contest Totals	0		0	0	0	0	0

Trustee, Place 7 Collin County Community College

Vote For 1

	TOTAL	VOTE %	Election Day	Early Voting	Ballot By Mail	Provision al Ballots	Limited Ballots
Jim Orr	0		0	0	0	0	0
Helen Chang	0		0	0	0	0	0
Total Votes Cast	0		0	0	0	0	0
Overvotes	0		0	0	0	0	0
Undervotes	0		0	0	0	0	0
Contest Totals	0		0	0	0	0	0

Summary Results Report
 May 1st, 2021 City/School General and Special
 Elections
 May 1st, 2021

Final Results
 SOVC
 Collin County

184

Trustee, Place 8 Collin County Community College

Vote For 1

	TOTAL	VOTE %	Election Day	Early Voting	Ballot By Mail	Provision al Ballots	Limited Ballots
Misty Irby	0		0	0	0	0	0
Bob Collins	0		0	0	0	0	0
Total Votes Cast	0		0	0	0	0	0
Overvotes	0		0	0	0	0	0
Undervotes	0		0	0	0	0	0
Contest Totals	0		0	0	0	0	0

Trustee, Place 9 Collin County Community College

Vote For 1

	TOTAL	VOTE %	Election Day	Early Voting	Ballot By Mail	Provision al Ballots	Limited Ballots
Andy Hardin	0		0	0	0	0	0
Jacoby Stewart Sr.	0		0	0	0	0	0
Total Votes Cast	0		0	0	0	0	0
Overvotes	0		0	0	0	0	0
Undervotes	0		0	0	0	0	0
Contest Totals	0		0	0	0	0	0

Summary Results Report
May 1st, 2021 City/School General and Special
Elections
May 1st, 2021

Final Results
SOVC
Collin County

185

Statistics

	TOTAL	Election Day	Early Voting	Ballot By Mail	Provision al Ballots	Limited Ballots
Registered Voters - Total	46					
Ballots Cast - Total	2	0	2	0	0	0
Voter Turnout - Total	4.35%					

Trustee, Place 2 Anna

Vote For 1

	TOTAL	VOTE %	Election Day	Early Voting	Ballot By Mail	Provision al Ballots	Limited Ballots
Jason Adams	0		0	0	0	0	0
Jourdan Henley	0		0	0	0	0	0
Diane Hopewell	0		0	0	0	0	0
Total Votes Cast	0		0	0	0	0	0
Overvotes	0		0	0	0	0	0
Undervotes	0		0	0	0	0	0
Contest Totals	0		0	0	0	0	0




Trustee, Place 6 Anna

Vote For 1

	TOTAL	VOTE %	Election Day	Early Voting	Ballot By Mail	Provision al Ballots	Limited Ballots
Paul "Monty" Renfro	0		0	0	0	0	0
Total Votes Cast	0		0	0	0	0	0
Overvotes	0		0	0	0	0	0
Undervotes	0		0	0	0	0	0
Contest Totals	0		0	0	0	0	0




Trustee, Place 7 Collin County Community College

Vote For 1

	TOTAL	VOTE %	Election Day	Early Voting	Ballot By Mail	Provision al Ballots	Limited Ballots
Jim Orr	2	100.00% 	0	2	0	0	0
Helen Chang	0	0.00% 	0	0	0	0	0
Total Votes Cast	2	100.00% 	0	2	0	0	0
Overvotes	0		0	0	0	0	0
Undervotes	0		0	0	0	0	0
Contest Totals	2		0	2	0	0	0

Trustee, Place 8 Collin County Community College

Vote For 1

	TOTAL	VOTE %	Election Day	Early Voting	Ballot By Mail	Provision al Ballots	Limited Ballots
Misty Irby	0	0.00% 	0	0	0	0	0
Bob Collins	2	100.00% 	0	2	0	0	0
Total Votes Cast	2	100.00% 	0	2	0	0	0
Overvotes	0		0	0	0	0	0
Undervotes	0		0	0	0	0	0
Contest Totals	2		0	2	0	0	0

Summary Results Report
 May 1st, 2021 City/School General and Special
 Elections
 May 1st, 2021

Final Results
 SOVC
 Collin County

185

Trustee, Place 9 Collin County Community College

Vote For 1

	TOTAL	VOTE %		Election Day	Early Voting	Ballot By Mail	Provision al Ballots	Limited Ballots
Andy Hardin	0	0.00%	<div></div>	0	0	0	0	0
Jacoby Stewart Sr.	1	100.00%	<div></div>	0	1	0	0	0
Total Votes Cast	1	100.00%	<div></div>	0	1	0	0	0
Overvotes	0			0	0	0	0	0
Undervotes	1			0	1	0	0	0
Contest Totals	2			0	2	0	0	0

Summary Results Report
May 1st, 2021 City/School General and Special
Elections
May 1st, 2021

Final Results
SOVC
Collin County

186

Statistics

	TOTAL	Election Day	Early Voting	Ballot By Mail	Provision al Ballots	Limited Ballots
Registered Voters - Total	135					
Ballots Cast - Total	0	0	0	0	0	0
Voter Turnout - Total	0.00%					

Trustee, Place 7 Collin County Community College

Vote For 1

	TOTAL	VOTE %	Election Day	Early Voting	Ballot By Mail	Provision al Ballots	Limited Ballots
Jim Orr	0		0	0	0	0	0
Helen Chang	0		0	0	0	0	0
Total Votes Cast	0		0	0	0	0	0
Overvotes	0		0	0	0	0	0
Undervotes	0		0	0	0	0	0
Contest Totals	0		0	0	0	0	0

Trustee, Place 8 Collin County Community College

Vote For 1

	TOTAL	VOTE %	Election Day	Early Voting	Ballot By Mail	Provision al Ballots	Limited Ballots
Misty Irby	0		0	0	0	0	0
Bob Collins	0		0	0	0	0	0
Total Votes Cast	0		0	0	0	0	0
Overvotes	0		0	0	0	0	0
Undervotes	0		0	0	0	0	0
Contest Totals	0		0	0	0	0	0

Trustee, Place 9 Collin County Community College

Vote For 1

	TOTAL	VOTE %	Election Day	Early Voting	Ballot By Mail	Provision al Ballots	Limited Ballots
Andy Hardin	0		0	0	0	0	0
Jacoby Stewart Sr.	0		0	0	0	0	0
Total Votes Cast	0		0	0	0	0	0
Overvotes	0		0	0	0	0	0
Undervotes	0		0	0	0	0	0
Contest Totals	0		0	0	0	0	0

Summary Results Report
May 1st, 2021 City/School General and Special
Elections
May 1st, 2021

Final Results
SOVC
Collin County

187

Statistics

	TOTAL	Election Day	Early Voting	Ballot By Mail	Provision al Ballots	Limited Ballots
Registered Voters - Total	548					
Ballots Cast - Total	11	7	4	0	0	0
Voter Turnout - Total	2.01%					

District School Board Trustee Position 1 Farmersville

Vote For 1

	TOTAL	VOTE %		Election Day	Early Voting	Ballot By Mail	Provision al Ballots	Limited Ballots
Daniel Huff	3	75.00%	<div><div></div></div>	3	0	0	0	0
Paul Kelly (PK)	1	25.00%	<div><div></div></div>	0	1	0	0	0
Total Votes Cast	4	100.00%	<div><div></div></div>	3	1	0	0	0
Overvotes	0			0	0	0	0	0
Undervotes	1			0	1	0	0	0
Contest Totals	5			3	2	0	0	0

District School Board Trustee Position 2 Farmersville

Vote For 1

	TOTAL	VOTE %		Election Day	Early Voting	Ballot By Mail	Provision al Ballots	Limited Ballots
Dale Pickett	0	0.00%	<div><div></div></div>	0	0	0	0	0
Ben Mathews	4	100.00%	<div><div></div></div>	3	1	0	0	0
Total Votes Cast	4	100.00%	<div><div></div></div>	3	1	0	0	0
Overvotes	0			0	0	0	0	0
Undervotes	1			0	1	0	0	0
Contest Totals	5			3	2	0	0	0

District School Board Trustee Position 3 Farmersville

Vote For 1

	TOTAL	VOTE %		Election Day	Early Voting	Ballot By Mail	Provision al Ballots	Limited Ballots
Tony Gray	4	100.00%	<div><div></div></div>	3	1	0	0	0
Total Votes Cast	4	100.00%	<div><div></div></div>	3	1	0	0	0
Overvotes	0			0	0	0	0	0
Undervotes	1			0	1	0	0	0
Contest Totals	5			3	2	0	0	0

District School Board Trustee Position 4 Farmersville

Vote For 1

	TOTAL	VOTE %		Election Day	Early Voting	Ballot By Mail	Provision al Ballots	Limited Ballots
David Coleman	3	60.00%	<div><div></div></div>	3	0	0	0	0
Bridget Justiss	2	40.00%	<div><div></div></div>	0	2	0	0	0
Sandy Day	0	0.00%	<div><div></div></div>	0	0	0	0	0
Total Votes Cast	5	100.00%	<div><div></div></div>	3	2	0	0	0
Overvotes	0			0	0	0	0	0
Undervotes	0			0	0	0	0	0
Contest Totals	5			3	2	0	0	0

Summary Results Report
May 1st, 2021 City/School General and Special
Elections
May 1st, 2021

Final Results
SOVC
Collin County

187

Proposition A Farmersville ISD

Vote For 1

	TOTAL	VOTE %		Election Day	Early Voting	Ballot By Mail	Provision al Ballots	Limited Ballots
For	5	100.00%	<div><div></div></div>	3	2	0	0	0
Against	0	0.00%	<div><div></div></div>	0	0	0	0	0
Total Votes Cast	5	100.00%	<div><div></div></div>	3	2	0	0	0
Overvotes	0			0	0	0	0	0
Undervotes	0			0	0	0	0	0
Contest Totals	5			3	2	0	0	0

Trustee, Place 7 Collin County Community College

Vote For 1

	TOTAL	VOTE %		Election Day	Early Voting	Ballot By Mail	Provision al Ballots	Limited Ballots
Jim Orr	10	100.00%	<div><div></div></div>	7	3	0	0	0
Helen Chang	0	0.00%	<div><div></div></div>	0	0	0	0	0
Total Votes Cast	10	100.00%	<div><div></div></div>	7	3	0	0	0
Overvotes	0			0	0	0	0	0
Undervotes	1			0	1	0	0	0
Contest Totals	11			7	4	0	0	0

Trustee, Place 8 Collin County Community College

Vote For 1

	TOTAL	VOTE %		Election Day	Early Voting	Ballot By Mail	Provision al Ballots	Limited Ballots
Misty Irby	1	10.00%	<div><div></div></div>	1	0	0	0	0
Bob Collins	9	90.00%	<div><div></div></div>	6	3	0	0	0
Total Votes Cast	10	100.00%	<div><div></div></div>	7	3	0	0	0
Overvotes	0			0	0	0	0	0
Undervotes	1			0	1	0	0	0
Contest Totals	11			7	4	0	0	0

Trustee, Place 9 Collin County Community College

Vote For 1

	TOTAL	VOTE %		Election Day	Early Voting	Ballot By Mail	Provision al Ballots	Limited Ballots
Andy Hardin	9	90.00%	<div><div></div></div>	7	2	0	0	0
Jacoby Stewart Sr.	1	10.00%	<div><div></div></div>	0	1	0	0	0
Total Votes Cast	10	100.00%	<div><div></div></div>	7	3	0	0	0
Overvotes	0			0	0	0	0	0
Undervotes	1			0	1	0	0	0
Contest Totals	11			7	4	0	0	0

Summary Results Report
May 1st, 2021 City/School General and Special
Elections
May 1st, 2021

Final Results
SOVC
Collin County

188

Statistics

	TOTAL	Election Day	Early Voting	Ballot By Mail	Provision al Ballots	Limited Ballots
Registered Voters - Total	67					
Ballots Cast - Total	6	2	4	0	0	0
Voter Turnout - Total	8.96%					

City Council, Mayor Anna

Vote For 1

	TOTAL	VOTE %	Election Day	Early Voting	Ballot By Mail	Provision al Ballots	Limited Ballots
Glen Johnson	0		0	0	0	0	0
Nate Pike	0		0	0	0	0	0
Total Votes Cast	0		0	0	0	0	0
Overvotes	0		0	0	0	0	0
Undervotes	0		0	0	0	0	0
Contest Totals	0		0	0	0	0	0

City Council, Place 1 Anna

Vote For 1

	TOTAL	VOTE %	Election Day	Early Voting	Ballot By Mail	Provision al Ballots	Limited Ballots
Jimmy Onkangi	0		0	0	0	0	0
Anthony Richardson	0		0	0	0	0	0
Kevin Toten	0		0	0	0	0	0
Bryan F. Heath	0		0	0	0	0	0
Total Votes Cast	0		0	0	0	0	0
Overvotes	0		0	0	0	0	0
Undervotes	0		0	0	0	0	0
Contest Totals	0		0	0	0	0	0

Proposition A City of Anna

Vote For 1

	TOTAL	VOTE %	Election Day	Early Voting	Ballot By Mail	Provision al Ballots	Limited Ballots
For	0		0	0	0	0	0
Against	0		0	0	0	0	0
Total Votes Cast	0		0	0	0	0	0
Overvotes	0		0	0	0	0	0
Undervotes	0		0	0	0	0	0
Contest Totals	0		0	0	0	0	0

Proposition B City of Anna

Vote For 1

	TOTAL	VOTE %	Election Day	Early Voting	Ballot By Mail	Provision al Ballots	Limited Ballots
For	0		0	0	0	0	0
Against	0		0	0	0	0	0
Total Votes Cast	0		0	0	0	0	0
Overvotes	0		0	0	0	0	0
Undervotes	0		0	0	0	0	0
Contest Totals	0		0	0	0	0	0

Summary Results Report
May 1st, 2021 City/School General and Special
Elections
May 1st, 2021

Final Results
SOVC
Collin County

188

Proposition C City of Anna

Vote For 1

	TOTAL	VOTE %	Election Day	Early Voting	Ballot By Mail	Provision al Ballots	Limited Ballots
For	0		0	0	0	0	0
Against	0		0	0	0	0	0
Total Votes Cast	0		0	0	0	0	0
Overvotes	0		0	0	0	0	0
Undervotes	0		0	0	0	0	0
Contest Totals	0		0	0	0	0	0

Trustee, Place 2 Anna

Vote For 1

	TOTAL	VOTE %	Election Day	Early Voting	Ballot By Mail	Provision al Ballots	Limited Ballots
Jason Adams	4	100.00% <div><div></div></div>	0	4	0	0	0
Jourdan Henley	0	0.00% <div><div></div></div>	0	0	0	0	0
Diane Hopewell	0	0.00% <div><div></div></div>	0	0	0	0	0
Total Votes Cast	4	100.00% <div><div></div></div>	0	4	0	0	0
Overvotes	0		0	0	0	0	0
Undervotes	0		0	0	0	0	0
Contest Totals	4		0	4	0	0	0

Trustee, Place 6 Anna

Vote For 1

	TOTAL	VOTE %	Election Day	Early Voting	Ballot By Mail	Provision al Ballots	Limited Ballots
Paul "Monty" Renfro	3	100.00% <div><div></div></div>	0	3	0	0	0
Total Votes Cast	3	100.00% <div><div></div></div>	0	3	0	0	0
Overvotes	0		0	0	0	0	0
Undervotes	1		0	1	0	0	0
Contest Totals	4		0	4	0	0	0

Trustee, Place 3 Melissa

Vote For 1

	TOTAL	VOTE %	Election Day	Early Voting	Ballot By Mail	Provision al Ballots	Limited Ballots
Rachel Taylor	1	100.00% <div><div></div></div>	1	0	0	0	0
Jason Granger	0	0.00% <div><div></div></div>	0	0	0	0	0
Kent Norwood	0	0.00% <div><div></div></div>	0	0	0	0	0
Total Votes Cast	1	100.00% <div><div></div></div>	1	0	0	0	0
Overvotes	0		0	0	0	0	0
Undervotes	0		0	0	0	0	0
Contest Totals	1		1	0	0	0	0

Summary Results Report
May 1st, 2021 City/School General and Special
Elections
May 1st, 2021

Final Results
SOVC
Collin County

188

Trustee, Place 4 Melissa

Vote For 1

	TOTAL	VOTE %		Election Day	Early Voting	Ballot By Mail	Provision al Ballots	Limited Ballots
Jenifer Grace	1	100.00%	<div><div></div></div>	1	0	0	0	0
Russell Cox	0	0.00%	<div><div></div></div>	0	0	0	0	0
Total Votes Cast	1	100.00%	<div><div></div></div>	1	0	0	0	0
Overvotes	0			0	0	0	0	0
Undervotes	0			0	0	0	0	0
Contest Totals	1			1	0	0	0	0

Trustee, Place 5 Melissa

Vote For 1

	TOTAL	VOTE %		Election Day	Early Voting	Ballot By Mail	Provision al Ballots	Limited Ballots
Quentin Thomason	0			0	0	0	0	0
Omar Landrum	0			0	0	0	0	0
Total Votes Cast	0			0	0	0	0	0
Overvotes	0			0	0	0	0	0
Undervotes	1			1	0	0	0	0
Contest Totals	1			1	0	0	0	0

Proposition A Melissa ISD

Vote For 1

	TOTAL	VOTE %		Election Day	Early Voting	Ballot By Mail	Provision al Ballots	Limited Ballots
For	1	100.00%	<div><div></div></div>	1	0	0	0	0
Against	0	0.00%	<div><div></div></div>	0	0	0	0	0
Total Votes Cast	1	100.00%	<div><div></div></div>	1	0	0	0	0
Overvotes	0			0	0	0	0	0
Undervotes	0			0	0	0	0	0
Contest Totals	1			1	0	0	0	0

Trustee, Place 7 Collin County Community College

Vote For 1

	TOTAL	VOTE %		Election Day	Early Voting	Ballot By Mail	Provision al Ballots	Limited Ballots
Jim Orr	4	80.00%	<div><div></div></div>	0	4	0	0	0
Helen Chang	1	20.00%	<div><div></div></div>	1	0	0	0	0
Total Votes Cast	5	100.00%	<div><div></div></div>	1	4	0	0	0
Overvotes	0			0	0	0	0	0
Undervotes	1			1	0	0	0	0
Contest Totals	6			2	4	0	0	0

Summary Results Report
 May 1st, 2021 City/School General and Special
 Elections
 May 1st, 2021

Final Results
 SOVC
 Collin County

188

Trustee, Place 8 Collin County Community College

Vote For 1

	TOTAL	VOTE %		Election Day	Early Voting	Ballot By Mail	Provision al Ballots	Limited Ballots
Misty Irby	1	20.00%	<div><div></div></div>	1	0	0	0	0
Bob Collins	4	80.00%	<div><div></div></div>	0	4	0	0	0
Total Votes Cast	5	100.00%	<div><div></div></div>	1	4	0	0	0
Overvotes	0			0	0	0	0	0
Undervotes	1			1	0	0	0	0
Contest Totals	6			2	4	0	0	0

Trustee, Place 9 Collin County Community College

Vote For 1

	TOTAL	VOTE %		Election Day	Early Voting	Ballot By Mail	Provision al Ballots	Limited Ballots
Andy Hardin	4	100.00%	<div><div></div></div>	0	4	0	0	0
Jacoby Stewart Sr.	0	0.00%	<div><div></div></div>	0	0	0	0	0
Total Votes Cast	4	100.00%	<div><div></div></div>	0	4	0	0	0
Overvotes	0			0	0	0	0	0
Undervotes	2			2	0	0	0	0
Contest Totals	6			2	4	0	0	0

Summary Results Report
May 1st, 2021 City/School General and Special
Elections
May 1st, 2021

Final Results
SOVC
Collin County

189

Statistics

	TOTAL	Election Day	Early Voting	Ballot By Mail	Provision al Ballots	Limited Ballots
Registered Voters - Total	795					
Ballots Cast - Total	145	50	95	0	0	0
Voter Turnout - Total	18.24%					

District School Board Trustee Position 1 Farmersville

Vote For 1

	TOTAL	VOTE %		Election Day	Early Voting	Ballot By Mail	Provision al Ballots	Limited Ballots
Daniel Huff	37	34.58%	<div><div></div></div>	12	25	0	0	0
Paul Kelly (PK)	70	65.42%	<div><div></div></div>	24	46	0	0	0
Total Votes Cast	107	100.00%	<div><div></div></div>	36	71	0	0	0
Overvotes	0			0	0	0	0	0
Undervotes	38			14	24	0	0	0
Contest Totals	145			50	95	0	0	0

District School Board Trustee Position 2 Farmersville

Vote For 1

	TOTAL	VOTE %		Election Day	Early Voting	Ballot By Mail	Provision al Ballots	Limited Ballots
Dale Pickett	72	64.86%	<div><div></div></div>	25	47	0	0	0
Ben Mathews	39	35.14%	<div><div></div></div>	16	23	0	0	0
Total Votes Cast	111	100.00%	<div><div></div></div>	41	70	0	0	0
Overvotes	0			0	0	0	0	0
Undervotes	34			9	25	0	0	0
Contest Totals	145			50	95	0	0	0

District School Board Trustee Position 3 Farmersville

Vote For 1

	TOTAL	VOTE %		Election Day	Early Voting	Ballot By Mail	Provision al Ballots	Limited Ballots
Tony Gray	100	100.00%	<div><div></div></div>	36	64	0	0	0
Total Votes Cast	100	100.00%	<div><div></div></div>	36	64	0	0	0
Overvotes	0			0	0	0	0	0
Undervotes	45			14	31	0	0	0
Contest Totals	145			50	95	0	0	0

District School Board Trustee Position 4 Farmersville

Vote For 1

	TOTAL	VOTE %		Election Day	Early Voting	Ballot By Mail	Provision al Ballots	Limited Ballots
David Coleman	62	53.91%	<div><div></div></div>	21	41	0	0	0
Bridget Justiss	12	10.43%	<div><div></div></div>	3	9	0	0	0
Sandy Day	41	35.65%	<div><div></div></div>	16	25	0	0	0
Total Votes Cast	115	100.00%	<div><div></div></div>	40	75	0	0	0
Overvotes	0			0	0	0	0	0
Undervotes	30			10	20	0	0	0
Contest Totals	145			50	95	0	0	0

Summary Results Report
May 1st, 2021 City/School General and Special
Elections
May 1st, 2021

Final Results
SOVC
Collin County

189

Proposition A Farmersville ISD

Vote For 1

	TOTAL	VOTE %		Election Day	Early Voting	Ballot By Mail	Provision al Ballots	Limited Ballots
For	94	67.63%	<div><div></div></div>	30	64	0	0	0
Against	45	32.37%	<div><div></div></div>	17	28	0	0	0
Total Votes Cast	139	100.00%	<div><div></div></div>	47	92	0	0	0
Overvotes	0			0	0	0	0	0
Undervotes	6			3	3	0	0	0
Contest Totals	145			50	95	0	0	0

Trustee, Place 7 Collin County Community College

Vote For 1

	TOTAL	VOTE %		Election Day	Early Voting	Ballot By Mail	Provision al Ballots	Limited Ballots
Jim Orr	80	79.21%	<div><div></div></div>	28	52	0	0	0
Helen Chang	21	20.79%	<div><div></div></div>	8	13	0	0	0
Total Votes Cast	101	100.00%	<div><div></div></div>	36	65	0	0	0
Overvotes	0			0	0	0	0	0
Undervotes	44			14	30	0	0	0
Contest Totals	145			50	95	0	0	0

Trustee, Place 8 Collin County Community College

Vote For 1

	TOTAL	VOTE %		Election Day	Early Voting	Ballot By Mail	Provision al Ballots	Limited Ballots
Misty Irby	19	15.57%	<div><div></div></div>	7	12	0	0	0
Bob Collins	103	84.43%	<div><div></div></div>	35	68	0	0	0
Total Votes Cast	122	100.00%	<div><div></div></div>	42	80	0	0	0
Overvotes	0			0	0	0	0	0
Undervotes	23			8	15	0	0	0
Contest Totals	145			50	95	0	0	0

Trustee, Place 9 Collin County Community College

Vote For 1

	TOTAL	VOTE %		Election Day	Early Voting	Ballot By Mail	Provision al Ballots	Limited Ballots
Andy Hardin	79	90.80%	<div><div></div></div>	28	51	0	0	0
Jacoby Stewart Sr.	8	9.20%	<div><div></div></div>	3	5	0	0	0
Total Votes Cast	87	100.00%	<div><div></div></div>	31	56	0	0	0
Overvotes	0			0	0	0	0	0
Undervotes	58			19	39	0	0	0
Contest Totals	145			50	95	0	0	0

Summary Results Report
May 1st, 2021 City/School General and Special
Elections
May 1st, 2021

Final Results
SOVC
Collin County

190

Statistics

	TOTAL	Election Day	Early Voting	Ballot By Mail	Provision al Ballots	Limited Ballots
Registered Voters - Total	83					
Ballots Cast - Total	8	6	2	0	0	0
Voter Turnout - Total	9.64%					

District School Board Trustee Position 1 Farmersville

Vote For 1

	TOTAL	VOTE %		Election Day	Early Voting	Ballot By Mail	Provision al Ballots	Limited Ballots
Daniel Huff	3	42.86%	<div><div></div></div>	3	0	0	0	0
Paul Kelly (PK)	4	57.14%	<div><div></div></div>	2	2	0	0	0
Total Votes Cast	7	100.00%	<div><div></div></div>	5	2	0	0	0
Overvotes	0			0	0	0	0	0
Undervotes	1			1	0	0	0	0
Contest Totals	8			6	2	0	0	0

District School Board Trustee Position 2 Farmersville

Vote For 1

	TOTAL	VOTE %		Election Day	Early Voting	Ballot By Mail	Provision al Ballots	Limited Ballots
Dale Pickett	5	71.43%	<div><div></div></div>	3	2	0	0	0
Ben Mathews	2	28.57%	<div><div></div></div>	2	0	0	0	0
Total Votes Cast	7	100.00%	<div><div></div></div>	5	2	0	0	0
Overvotes	0			0	0	0	0	0
Undervotes	1			1	0	0	0	0
Contest Totals	8			6	2	0	0	0

District School Board Trustee Position 3 Farmersville

Vote For 1

	TOTAL	VOTE %		Election Day	Early Voting	Ballot By Mail	Provision al Ballots	Limited Ballots
Tony Gray	8	100.00%	<div><div></div></div>	6	2	0	0	0
Total Votes Cast	8	100.00%	<div><div></div></div>	6	2	0	0	0
Overvotes	0			0	0	0	0	0
Undervotes	0			0	0	0	0	0
Contest Totals	8			6	2	0	0	0

District School Board Trustee Position 4 Farmersville

Vote For 1

	TOTAL	VOTE %		Election Day	Early Voting	Ballot By Mail	Provision al Ballots	Limited Ballots
David Coleman	4	57.14%	<div><div></div></div>	2	2	0	0	0
Bridget Justiss	2	28.57%	<div><div></div></div>	2	0	0	0	0
Sandy Day	1	14.29%	<div><div></div></div>	1	0	0	0	0
Total Votes Cast	7	100.00%	<div><div></div></div>	5	2	0	0	0
Overvotes	0			0	0	0	0	0
Undervotes	1			1	0	0	0	0
Contest Totals	8			6	2	0	0	0

Summary Results Report
May 1st, 2021 City/School General and Special
Elections
May 1st, 2021

Final Results
SOVC
Collin County

190

Proposition A Farmersville ISD

Vote For 1

	TOTAL	VOTE %		Election Day	Early Voting	Ballot By Mail	Provisional Ballots	Limited Ballots
For	5	62.50%	<div><div></div></div>	4	1	0	0	0
Against	3	37.50%	<div><div></div></div>	2	1	0	0	0
Total Votes Cast	8	100.00%	<div><div></div></div>	6	2	0	0	0
Overvotes	0			0	0	0	0	0
Undervotes	0			0	0	0	0	0
Contest Totals	8			6	2	0	0	0

Trustee, Place 7 Collin County Community College

Vote For 1

	TOTAL	VOTE %		Election Day	Early Voting	Ballot By Mail	Provisional Ballots	Limited Ballots
Jim Orr	4	80.00%	<div><div></div></div>	2	2	0	0	0
Helen Chang	1	20.00%	<div><div></div></div>	1	0	0	0	0
Total Votes Cast	5	100.00%	<div><div></div></div>	3	2	0	0	0
Overvotes	0			0	0	0	0	0
Undervotes	3			3	0	0	0	0
Contest Totals	8			6	2	0	0	0

Trustee, Place 8 Collin County Community College

Vote For 1

	TOTAL	VOTE %		Election Day	Early Voting	Ballot By Mail	Provisional Ballots	Limited Ballots
Misty Irby	1	14.29%	<div><div></div></div>	1	0	0	0	0
Bob Collins	6	85.71%	<div><div></div></div>	4	2	0	0	0
Total Votes Cast	7	100.00%	<div><div></div></div>	5	2	0	0	0
Overvotes	0			0	0	0	0	0
Undervotes	1			1	0	0	0	0
Contest Totals	8			6	2	0	0	0

Trustee, Place 9 Collin County Community College

Vote For 1

	TOTAL	VOTE %		Election Day	Early Voting	Ballot By Mail	Provisional Ballots	Limited Ballots
Andy Hardin	3	100.00%	<div><div></div></div>	3	0	0	0	0
Jacoby Stewart Sr.	0	0.00%	<div><div></div></div>	0	0	0	0	0
Total Votes Cast	3	100.00%	<div><div></div></div>	3	0	0	0	0
Overvotes	0			0	0	0	0	0
Undervotes	5			3	2	0	0	0
Contest Totals	8			6	2	0	0	0

Summary Results Report
May 1st, 2021 City/School General and Special
Elections
May 1st, 2021

Final Results
SOVC
Collin County

191

Statistics

	TOTAL	Election Day	Early Voting	Ballot By Mail	Provision al Ballots	Limited Ballots
Registered Voters - Total	513					
Ballots Cast - Total	6	6	0	0	0	0
Voter Turnout - Total	1.17%					

Trustee, Place 7 Collin County Community College

Vote For 1

	TOTAL	VOTE %		Election Day	Early Voting	Ballot By Mail	Provision al Ballots	Limited Ballots
Jim Orr	6	100.00%	<div></div>	6	0	0	0	0
Helen Chang	0	0.00%	<div></div>	0	0	0	0	0
Total Votes Cast	6	100.00%	<div></div>	6	0	0	0	0
Overvotes	0			0	0	0	0	0
Undervotes	0			0	0	0	0	0
Contest Totals	6			6	0	0	0	0

Trustee, Place 8 Collin County Community College

Vote For 1

	TOTAL	VOTE %		Election Day	Early Voting	Ballot By Mail	Provision al Ballots	Limited Ballots
Misty Irby	0	0.00%	<div></div>	0	0	0	0	0
Bob Collins	6	100.00%	<div></div>	6	0	0	0	0
Total Votes Cast	6	100.00%	<div></div>	6	0	0	0	0
Overvotes	0			0	0	0	0	0
Undervotes	0			0	0	0	0	0
Contest Totals	6			6	0	0	0	0

Trustee, Place 9 Collin County Community College

Vote For 1

	TOTAL	VOTE %		Election Day	Early Voting	Ballot By Mail	Provision al Ballots	Limited Ballots
Andy Hardin	6	100.00%	<div></div>	6	0	0	0	0
Jacoby Stewart Sr.	0	0.00%	<div></div>	0	0	0	0	0
Total Votes Cast	6	100.00%	<div></div>	6	0	0	0	0
Overvotes	0			0	0	0	0	0
Undervotes	0			0	0	0	0	0
Contest Totals	6			6	0	0	0	0

Summary Results Report
May 1st, 2021 City/School General and Special
Elections
May 1st, 2021

Final Results
SOVC
Collin County

192

Statistics

	TOTAL	Election Day	Early Voting	Ballot By Mail	Provisional Ballots	Limited Ballots
Registered Voters - Total	2,586					
Ballots Cast - Total	127	66	60	1	0	0
Voter Turnout - Total	4.91%					

Mayor Nevada

Vote For 1

	TOTAL	VOTE %		Election Day	Early Voting	Ballot By Mail	Provisional Ballots	Limited Ballots
Benito Ponce	3	100.00%	<div><div></div></div>	3	0	0	0	0
Total Votes Cast	3	100.00%	<div><div></div></div>	3	0	0	0	0
Overvotes	0			0	0	0	0	0
Undervotes	1			1	0	0	0	0
Contest Totals	4			4	0	0	0	0

Councilmember, Place 1 Nevada

Vote For 1

	TOTAL	VOTE %		Election Day	Early Voting	Ballot By Mail	Provisional Ballots	Limited Ballots
Joe Cleveland	2	66.67%	<div><div></div></div>	2	0	0	0	0
Mike Laye	1	33.33%	<div><div></div></div>	1	0	0	0	0
Total Votes Cast	3	100.00%	<div><div></div></div>	3	0	0	0	0
Overvotes	0			0	0	0	0	0
Undervotes	1			1	0	0	0	0
Contest Totals	4			4	0	0	0	0

Councilmember, Place 3 Nevada

Vote For 1

	TOTAL	VOTE %		Election Day	Early Voting	Ballot By Mail	Provisional Ballots	Limited Ballots
Kerrie Longoria	2	50.00%	<div><div></div></div>	2	0	0	0	0
Paul Breitzman	2	50.00%	<div><div></div></div>	2	0	0	0	0
Total Votes Cast	4	100.00%	<div><div></div></div>	4	0	0	0	0
Overvotes	0			0	0	0	0	0
Undervotes	0			0	0	0	0	0
Contest Totals	4			4	0	0	0	0

Councilmember, Place 4 Nevada

Vote For 1

	TOTAL	VOTE %		Election Day	Early Voting	Ballot By Mail	Provisional Ballots	Limited Ballots
Karl Fisher	1	100.00%	<div><div></div></div>	1	0	0	0	0
Total Votes Cast	1	100.00%	<div><div></div></div>	1	0	0	0	0
Overvotes	0			0	0	0	0	0
Undervotes	3			3	0	0	0	0
Contest Totals	4			4	0	0	0	0

Summary Results Report
May 1st, 2021 City/School General and Special
Elections
May 1st, 2021

Final Results
SOVC
Collin County

192

Councilmember, Place 5 Nevada

Vote For 1

	TOTAL	VOTE %		Election Day	Early Voting	Ballot By Mail	Provision al Ballots	Limited Ballots
Gary Killian	3	100.00%	<div><div></div></div>	3	0	0	0	0
Elisabeth Garlington D.C.	0	0.00%	<div><div></div></div>	0	0	0	0	0
Total Votes Cast	3	100.00%	<div><div></div></div>	3	0	0	0	0
Overvotes	0			0	0	0	0	0
Undervotes	1			1	0	0	0	0
Contest Totals	4			4	0	0	0	0

Trustee, Place 1 Community

Vote For 1

	TOTAL	VOTE %		Election Day	Early Voting	Ballot By Mail	Provision al Ballots	Limited Ballots
Jeff Pendill	89	100.00%	<div><div></div></div>	46	43	0	0	0
Total Votes Cast	89	100.00%	<div><div></div></div>	46	43	0	0	0
Overvotes	0			0	0	0	0	0
Undervotes	38			20	17	1	0	0
Contest Totals	127			66	60	1	0	0

Trustee, Place 2 Community

Vote For 1

	TOTAL	VOTE %		Election Day	Early Voting	Ballot By Mail	Provision al Ballots	Limited Ballots
Alicia Young	101	100.00%	<div><div></div></div>	52	49	0	0	0
Total Votes Cast	101	100.00%	<div><div></div></div>	52	49	0	0	0
Overvotes	0			0	0	0	0	0
Undervotes	26			14	11	1	0	0
Contest Totals	127			66	60	1	0	0

Trustee, Place 3 Community

Vote For 1

	TOTAL	VOTE %		Election Day	Early Voting	Ballot By Mail	Provision al Ballots	Limited Ballots
Erin Wilson	29	22.83%	<div><div></div></div>	15	14	0	0	0
Jose Robles	14	11.02%	<div><div></div></div>	8	5	1	0	0
Josh Allred	19	14.96%	<div><div></div></div>	13	6	0	0	0
Staci Schroeder	65	51.18%	<div><div></div></div>	30	35	0	0	0
Total Votes Cast	127	100.00%	<div><div></div></div>	66	60	1	0	0
Overvotes	0			0	0	0	0	0
Undervotes	0			0	0	0	0	0
Contest Totals	127			66	60	1	0	0

Summary Results Report
May 1st, 2021 City/School General and Special
Elections
May 1st, 2021

Final Results
SOVC
Collin County

192

Trustee, Place 7 Collin County Community College

Vote For 1

	TOTAL	VOTE %		Election Day	Early Voting	Ballot By Mail	Provision al Ballots	Limited Ballots
Jim Orr	65	69.15%	<div><div></div></div>	37	28	0	0	0
Helen Chang	29	30.85%	<div><div></div></div>	10	18	1	0	0
Total Votes Cast	94	100.00%	<div><div></div></div>	47	46	1	0	0
Overvotes	0			0	0	0	0	0
Undervotes	33			19	14	0	0	0
Contest Totals	127			66	60	1	0	0

Trustee, Place 8 Collin County Community College

Vote For 1

	TOTAL	VOTE %		Election Day	Early Voting	Ballot By Mail	Provision al Ballots	Limited Ballots
Misty Irby	44	45.36%	<div><div></div></div>	21	22	1	0	0
Bob Collins	53	54.64%	<div><div></div></div>	27	26	0	0	0
Total Votes Cast	97	100.00%	<div><div></div></div>	48	48	1	0	0
Overvotes	0			0	0	0	0	0
Undervotes	30			18	12	0	0	0
Contest Totals	127			66	60	1	0	0

Trustee, Place 9 Collin County Community College

Vote For 1

	TOTAL	VOTE %		Election Day	Early Voting	Ballot By Mail	Provision al Ballots	Limited Ballots
Andy Hardin	68	77.27%	<div><div></div></div>	30	38	0	0	0
Jacoby Stewart Sr.	20	22.73%	<div><div></div></div>	13	6	1	0	0
Total Votes Cast	88	100.00%	<div><div></div></div>	43	44	1	0	0
Overvotes	0			0	0	0	0	0
Undervotes	39			23	16	0	0	0
Contest Totals	127			66	60	1	0	0

Summary Results Report
May 1st, 2021 City/School General and Special
Elections
May 1st, 2021

Final Results
SOVC
Collin County

193

Statistics

	TOTAL	Election Day	Early Voting	Ballot By Mail	Provision al Ballots	Limited Ballots
Registered Voters - Total	1,105					
Ballots Cast - Total	62	37	25	0	0	0
Voter Turnout - Total	5.61%					

Proposition A City of Lavon

Vote For 1

	TOTAL	VOTE %		Election Day	Early Voting	Ballot By Mail	Provision al Ballots	Limited Ballots
For	6	100.00%	<div><div></div></div>	6	0	0	0	0
Against	0	0.00%	<div><div></div></div>	0	0	0	0	0
Total Votes Cast	6	100.00%	<div><div></div></div>	6	0	0	0	0
Overvotes	0			0	0	0	0	0
Undervotes	0			0	0	0	0	0
Contest Totals	6			6	0	0	0	0

Trustee, Place 1 Community

Vote For 1

	TOTAL	VOTE %		Election Day	Early Voting	Ballot By Mail	Provision al Ballots	Limited Ballots
Jeff Pendill	40	100.00%	<div><div></div></div>	22	18	0	0	0
Total Votes Cast	40	100.00%	<div><div></div></div>	22	18	0	0	0
Overvotes	0			0	0	0	0	0
Undervotes	21			14	7	0	0	0
Contest Totals	61			36	25	0	0	0

Trustee, Place 2 Community

Vote For 1

	TOTAL	VOTE %		Election Day	Early Voting	Ballot By Mail	Provision al Ballots	Limited Ballots
Alicia Young	43	100.00%	<div><div></div></div>	23	20	0	0	0
Total Votes Cast	43	100.00%	<div><div></div></div>	23	20	0	0	0
Overvotes	0			0	0	0	0	0
Undervotes	18			13	5	0	0	0
Contest Totals	61			36	25	0	0	0

Trustee, Place 3 Community

Vote For 1

	TOTAL	VOTE %		Election Day	Early Voting	Ballot By Mail	Provision al Ballots	Limited Ballots
Erin Wilson	8	13.79%	<div><div></div></div>	6	2	0	0	0
Jose Robles	12	20.69%	<div><div></div></div>	8	4	0	0	0
Josh Allred	4	6.90%	<div><div></div></div>	2	2	0	0	0
Staci Schroeder	34	58.62%	<div><div></div></div>	18	16	0	0	0
Total Votes Cast	58	100.00%	<div><div></div></div>	34	24	0	0	0
Overvotes	0			0	0	0	0	0
Undervotes	3			2	1	0	0	0
Contest Totals	61			36	25	0	0	0

Summary Results Report
May 1st, 2021 City/School General and Special
Elections
May 1st, 2021

Final Results
SOVC
Collin County

193

District School Board Trustee Position 1 Farmersville

Vote For 1

	TOTAL	VOTE %		Election Day	Early Voting	Ballot By Mail	Provision al Ballots	Limited Ballots
Daniel Huff	1	100.00%	<div></div>	1	0	0	0	0
Paul Kelly (PK)	0	0.00%	<div></div>	0	0	0	0	0
Total Votes Cast	1	100.00%	<div></div>	1	0	0	0	0
Overvotes	0			0	0	0	0	0
Undervotes	0			0	0	0	0	0
Contest Totals	1			1	0	0	0	0

District School Board Trustee Position 2 Farmersville

Vote For 1

	TOTAL	VOTE %		Election Day	Early Voting	Ballot By Mail	Provision al Ballots	Limited Ballots
Dale Pickett	1	100.00%	<div></div>	1	0	0	0	0
Ben Mathews	0	0.00%	<div></div>	0	0	0	0	0
Total Votes Cast	1	100.00%	<div></div>	1	0	0	0	0
Overvotes	0			0	0	0	0	0
Undervotes	0			0	0	0	0	0
Contest Totals	1			1	0	0	0	0

District School Board Trustee Position 3 Farmersville

Vote For 1

	TOTAL	VOTE %		Election Day	Early Voting	Ballot By Mail	Provision al Ballots	Limited Ballots
Tony Gray	1	100.00%	<div></div>	1	0	0	0	0
Total Votes Cast	1	100.00%	<div></div>	1	0	0	0	0
Overvotes	0			0	0	0	0	0
Undervotes	0			0	0	0	0	0
Contest Totals	1			1	0	0	0	0

District School Board Trustee Position 4 Farmersville

Vote For 1

	TOTAL	VOTE %		Election Day	Early Voting	Ballot By Mail	Provision al Ballots	Limited Ballots
David Coleman	1	100.00%	<div></div>	1	0	0	0	0
Bridget Justiss	0	0.00%	<div></div>	0	0	0	0	0
Sandy Day	0	0.00%	<div></div>	0	0	0	0	0
Total Votes Cast	1	100.00%	<div></div>	1	0	0	0	0
Overvotes	0			0	0	0	0	0
Undervotes	0			0	0	0	0	0
Contest Totals	1			1	0	0	0	0

Summary Results Report
May 1st, 2021 City/School General and Special
Elections
May 1st, 2021

Final Results
SOVC
Collin County

193

Proposition A Farmersville ISD

Vote For 1

	TOTAL	VOTE %		Election Day	Early Voting	Ballot By Mail	Provision al Ballots	Limited Ballots
For	1	100.00%	<div><div></div></div>	1	0	0	0	0
Against	0	0.00%	<div><div></div></div>	0	0	0	0	0
Total Votes Cast	1	100.00%	<div><div></div></div>	1	0	0	0	0
Overvotes	0			0	0	0	0	0
Undervotes	0			0	0	0	0	0
Contest Totals	1			1	0	0	0	0

Trustee, Place 7 Collin County Community College

Vote For 1

	TOTAL	VOTE %		Election Day	Early Voting	Ballot By Mail	Provision al Ballots	Limited Ballots
Jim Orr	35	76.09%	<div><div></div></div>	17	18	0	0	0
Helen Chang	11	23.91%	<div><div></div></div>	7	4	0	0	0
Total Votes Cast	46	100.00%	<div><div></div></div>	24	22	0	0	0
Overvotes	0			0	0	0	0	0
Undervotes	16			13	3	0	0	0
Contest Totals	62			37	25	0	0	0

Trustee, Place 8 Collin County Community College

Vote For 1

	TOTAL	VOTE %		Election Day	Early Voting	Ballot By Mail	Provision al Ballots	Limited Ballots
Misty Irby	25	56.82%	<div><div></div></div>	13	12	0	0	0
Bob Collins	19	43.18%	<div><div></div></div>	9	10	0	0	0
Total Votes Cast	44	100.00%	<div><div></div></div>	22	22	0	0	0
Overvotes	0			0	0	0	0	0
Undervotes	18			15	3	0	0	0
Contest Totals	62			37	25	0	0	0

Trustee, Place 9 Collin County Community College

Vote For 1

	TOTAL	VOTE %		Election Day	Early Voting	Ballot By Mail	Provision al Ballots	Limited Ballots
Andy Hardin	32	72.73%	<div><div></div></div>	16	16	0	0	0
Jacoby Stewart Sr.	12	27.27%	<div><div></div></div>	6	6	0	0	0
Total Votes Cast	44	100.00%	<div><div></div></div>	22	22	0	0	0
Overvotes	0			0	0	0	0	0
Undervotes	18			15	3	0	0	0
Contest Totals	62			37	25	0	0	0

Summary Results Report
 May 1st, 2021 City/School General and Special
 Elections
 May 1st, 2021

Final Results
 SOVC
 Collin County

193

Board of Directors Bear Creek Special Utility

Vote For 2

	TOTAL	VOTE %		Election Day	Early Voting	Ballot By Mail	Provision al Ballots	Limited Ballots
Bryan Block	1	9.09%	<div><div></div></div>	1	0	0	0	0
Colby McClendon	4	36.36%	<div><div></div></div>	0	4	0	0	0
Leon Marshall	6	54.55%	<div><div></div></div>	4	2	0	0	0
Total Votes Cast	11	100.00%	<div><div></div></div>	5	6	0	0	0
Overvotes	0			0	0	0	0	0
Undervotes	15			9	6	0	0	0
Contest Totals	26			14	12	0	0	0

Summary Results Report
May 1st, 2021 City/School General and Special
Elections
May 1st, 2021

Final Results
SOVC
Collin County

194

Statistics

	TOTAL	Election Day	Early Voting	Ballot By Mail	Provision al Ballots	Limited Ballots
Registered Voters - Total	34					
Ballots Cast - Total	0	0	0	0	0	0
Voter Turnout - Total	0.00%					

Trustee, Place 1 Community

Vote For 1

	TOTAL	VOTE %	Election Day	Early Voting	Ballot By Mail	Provision al Ballots	Limited Ballots
Jeff Pendill	0		0	0	0	0	0
Total Votes Cast	0		0	0	0	0	0
Overvotes	0		0	0	0	0	0
Undervotes	0		0	0	0	0	0
Contest Totals	0		0	0	0	0	0

Trustee, Place 2 Community

Vote For 1

	TOTAL	VOTE %	Election Day	Early Voting	Ballot By Mail	Provision al Ballots	Limited Ballots
Alicia Young	0		0	0	0	0	0
Total Votes Cast	0		0	0	0	0	0
Overvotes	0		0	0	0	0	0
Undervotes	0		0	0	0	0	0
Contest Totals	0		0	0	0	0	0

Trustee, Place 3 Community

Vote For 1

	TOTAL	VOTE %	Election Day	Early Voting	Ballot By Mail	Provision al Ballots	Limited Ballots
Erin Wilson	0		0	0	0	0	0
Jose Robles	0		0	0	0	0	0
Josh Allred	0		0	0	0	0	0
Staci Schroeder	0		0	0	0	0	0
Total Votes Cast	0		0	0	0	0	0
Overvotes	0		0	0	0	0	0
Undervotes	0		0	0	0	0	0
Contest Totals	0		0	0	0	0	0

Trustee, Place 7 Collin County Community College

Vote For 1

	TOTAL	VOTE %	Election Day	Early Voting	Ballot By Mail	Provision al Ballots	Limited Ballots
Jim Orr	0		0	0	0	0	0
Helen Chang	0		0	0	0	0	0
Total Votes Cast	0		0	0	0	0	0
Overvotes	0		0	0	0	0	0
Undervotes	0		0	0	0	0	0
Contest Totals	0		0	0	0	0	0

Summary Results Report
May 1st, 2021 City/School General and Special
Elections
May 1st, 2021

Final Results
SOVC
Collin County

194

Trustee, Place 8 Collin County Community College

Vote For 1

	TOTAL	VOTE %	Election Day	Early Voting	Ballot By Mail	Provision al Ballots	Limited Ballots
Misty Irby	0		0	0	0	0	0
Bob Collins	0		0	0	0	0	0
Total Votes Cast	0		0	0	0	0	0
Overvotes	0		0	0	0	0	0
Undervotes	0		0	0	0	0	0
Contest Totals	0		0	0	0	0	0

Trustee, Place 9 Collin County Community College

Vote For 1

	TOTAL	VOTE %	Election Day	Early Voting	Ballot By Mail	Provision al Ballots	Limited Ballots
Andy Hardin	0		0	0	0	0	0
Jacoby Stewart Sr.	0		0	0	0	0	0
Total Votes Cast	0		0	0	0	0	0
Overvotes	0		0	0	0	0	0
Undervotes	0		0	0	0	0	0
Contest Totals	0		0	0	0	0	0

Board of Directors Bear Creek Special Utility

Vote For 2

	TOTAL	VOTE %	Election Day	Early Voting	Ballot By Mail	Provision al Ballots	Limited Ballots
Bryan Block	0		0	0	0	0	0
Colby McClendon	0		0	0	0	0	0
Leon Marshall	0		0	0	0	0	0
Total Votes Cast	0		0	0	0	0	0
Overvotes	0		0	0	0	0	0
Undervotes	0		0	0	0	0	0
Contest Totals	0		0	0	0	0	0

Summary Results Report
May 1st, 2021 City/School General and Special
Elections
May 1st, 2021

Final Results
SOVC
Collin County

195

Statistics

	TOTAL	Election Day	Early Voting	Ballot By Mail	Provisional Ballots	Limited Ballots
Registered Voters - Total	878					
Ballots Cast - Total	40	18	21	1	0	0
Voter Turnout - Total	4.56%					

Councilmember, Place 2 Wylie

Vote For 1

	TOTAL	VOTE %		Election Day	Early Voting	Ballot By Mail	Provisional Ballots	Limited Ballots
Dave Strang	6	100.00%	<div><div></div></div>	2	4	0	0	0
Total Votes Cast	6	100.00%	<div><div></div></div>	2	4	0	0	0
Overvotes	0			0	0	0	0	0
Undervotes	1			0	1	0	0	0
Contest Totals	7			2	5	0	0	0

Councilmember, Place 4 Wylie

Vote For 1

	TOTAL	VOTE %		Election Day	Early Voting	Ballot By Mail	Provisional Ballots	Limited Ballots
Scott Williams	6	85.71%	<div><div></div></div>	1	5	0	0	0
Raymond Perry	1	14.29%	<div><div></div></div>	1	0	0	0	0
Mary Harris	0	0.00%	<div><div></div></div>	0	0	0	0	0
Total Votes Cast	7	100.00%	<div><div></div></div>	2	5	0	0	0
Overvotes	0			0	0	0	0	0
Undervotes	0			0	0	0	0	0
Contest Totals	7			2	5	0	0	0

Trustee, Place 7 Collin County Community College

Vote For 1

	TOTAL	VOTE %		Election Day	Early Voting	Ballot By Mail	Provisional Ballots	Limited Ballots
Jim Orr	32	80.00%	<div><div></div></div>	13	18	1	0	0
Helen Chang	8	20.00%	<div><div></div></div>	5	3	0	0	0
Total Votes Cast	40	100.00%	<div><div></div></div>	18	21	1	0	0
Overvotes	0			0	0	0	0	0
Undervotes	0			0	0	0	0	0
Contest Totals	40			18	21	1	0	0

Trustee, Place 8 Collin County Community College

Vote For 1

	TOTAL	VOTE %		Election Day	Early Voting	Ballot By Mail	Provisional Ballots	Limited Ballots
Misty Irby	6	15.38%	<div><div></div></div>	4	2	0	0	0
Bob Collins	33	84.62%	<div><div></div></div>	13	19	1	0	0
Total Votes Cast	39	100.00%	<div><div></div></div>	17	21	1	0	0
Overvotes	0			0	0	0	0	0
Undervotes	1			1	0	0	0	0
Contest Totals	40			18	21	1	0	0

Summary Results Report
 May 1st, 2021 City/School General and Special
 Elections
 May 1st, 2021

Final Results
 SOVC
 Collin County

195

Trustee, Place 9 Collin County Community College

Vote For 1

	TOTAL	VOTE %		Election Day	Early Voting	Ballot By Mail	Provision al Ballots	Limited Ballots
Andy Hardin	31	79.49%	<div><div></div></div>	14	16	1	0	0
Jacoby Stewart Sr.	8	20.51%	<div><div></div></div>	3	5	0	0	0
Total Votes Cast	39	100.00%	<div><div></div></div>	17	21	1	0	0
Overvotes	0			0	0	0	0	0
Undervotes	1			1	0	0	0	0
Contest Totals	40			18	21	1	0	0

Summary Results Report
May 1st, 2021 City/School General and Special
Elections
May 1st, 2021

Final Results
SOVC
Collin County

196

Statistics

	TOTAL	Election Day	Early Voting	Ballot By Mail	Provision al Ballots	Limited Ballots
Registered Voters - Total	1,827					
Ballots Cast - Total	168	54	114	0	0	0
Voter Turnout - Total	9.20%					

Councilmember-At-Large Parker

Vote For 3

	TOTAL	VOTE %		Election Day	Early Voting	Ballot By Mail	Provision al Ballots	Limited Ballots
Cindy Meyer	0	0.00%	<div></div>	0	0	0	0	0
Diana M. Abraham	2	50.00%	<div></div>	1	1	0	0	0
Jim Reed	0	0.00%	<div></div>	0	0	0	0	0
Ed Standridge	2	50.00%	<div></div>	1	1	0	0	0
Total Votes Cast	4	100.00%	<div></div>	2	2	0	0	0
Overvotes	0			0	0	0	0	0
Undervotes	2			1	1	0	0	0
Contest Totals	6			3	3	0	0	0

Councilmember, Place 2 Wylie

Vote For 1

	TOTAL	VOTE %		Election Day	Early Voting	Ballot By Mail	Provision al Ballots	Limited Ballots
Dave Strang	87	100.00%	<div></div>	22	65	0	0	0
Total Votes Cast	87	100.00%	<div></div>	22	65	0	0	0
Overvotes	0			0	0	0	0	0
Undervotes	78			31	47	0	0	0
Contest Totals	165			53	112	0	0	0

Councilmember, Place 4 Wylie

Vote For 1

	TOTAL	VOTE %		Election Day	Early Voting	Ballot By Mail	Provision al Ballots	Limited Ballots
Scott Williams	83	50.30%	<div></div>	19	64	0	0	0
Raymond Perry	34	20.61%	<div></div>	16	18	0	0	0
Mary Harris	48	29.09%	<div></div>	18	30	0	0	0
Total Votes Cast	165	100.00%	<div></div>	53	112	0	0	0
Overvotes	0			0	0	0	0	0
Undervotes	0			0	0	0	0	0
Contest Totals	165			53	112	0	0	0

Summary Results Report
May 1st, 2021 City/School General and Special
Elections
May 1st, 2021

Final Results
SOVC
Collin County

196

Trustee, Place 1 Plano

Vote For 1

	TOTAL	VOTE %		Election Day	Early Voting	Ballot By Mail	Provision al Ballots	Limited Ballots
Lauren Tyra	2	66.67%	<div><div></div></div>	1	1	0	0	0
Shafik Ben Guesmia	0	0.00%	<div><div></div></div>	0	0	0	0	0
Semida Voicu	1	33.33%	<div><div></div></div>	0	1	0	0	0
Total Votes Cast	3	100.00%	<div><div></div></div>	1	2	0	0	0
Overvotes	0			0	0	0	0	0
Undervotes	3			1	2	0	0	0
Contest Totals	6			2	4	0	0	0

Trustee, Place 2 Plano

Vote For 1

	TOTAL	VOTE %		Election Day	Early Voting	Ballot By Mail	Provision al Ballots	Limited Ballots
Dayna Oscherwitz	1	33.33%	<div><div></div></div>	1	0	0	0	0
Ajikwaga Felli	0	0.00%	<div><div></div></div>	0	0	0	0	0
Angela Powell	2	66.67%	<div><div></div></div>	0	2	0	0	0
Total Votes Cast	3	100.00%	<div><div></div></div>	1	2	0	0	0
Overvotes	0			0	0	0	0	0
Undervotes	3			1	2	0	0	0
Contest Totals	6			2	4	0	0	0

Trustee, Place 3 Plano

Vote For 1

	TOTAL	VOTE %		Election Day	Early Voting	Ballot By Mail	Provision al Ballots	Limited Ballots
Nancy C. Humphrey	0	0.00%	<div><div></div></div>	0	0	0	0	0
Lynn Walling	3	100.00%	<div><div></div></div>	1	2	0	0	0
Total Votes Cast	3	100.00%	<div><div></div></div>	1	2	0	0	0
Overvotes	0			0	0	0	0	0
Undervotes	3			1	2	0	0	0
Contest Totals	6			2	4	0	0	0

Trustee, Place 6 Plano

Vote For 1

	TOTAL	VOTE %		Election Day	Early Voting	Ballot By Mail	Provision al Ballots	Limited Ballots
Marilyn Loughray	2	66.67%	<div><div></div></div>	1	1	0	0	0
Jeri Chambers	1	33.33%	<div><div></div></div>	0	1	0	0	0
Total Votes Cast	3	100.00%	<div><div></div></div>	1	2	0	0	0
Overvotes	0			0	0	0	0	0
Undervotes	3			1	2	0	0	0
Contest Totals	6			2	4	0	0	0

Summary Results Report
May 1st, 2021 City/School General and Special
Elections
May 1st, 2021

Final Results
SOVC
Collin County

196

Trustee, Place 7 Collin County Community College

Vote For 1

	TOTAL	VOTE %		Election Day	Early Voting	Ballot By Mail	Provision al Ballots	Limited Ballots
Jim Orr	84	57.93%	<div><div></div></div>	24	60	0	0	0
Helen Chang	61	42.07%	<div><div></div></div>	19	42	0	0	0
Total Votes Cast	145	100.00%	<div><div></div></div>	43	102	0	0	0
Overvotes	0			0	0	0	0	0
Undervotes	23			11	12	0	0	0
Contest Totals	168			54	114	0	0	0

Trustee, Place 8 Collin County Community College

Vote For 1

	TOTAL	VOTE %		Election Day	Early Voting	Ballot By Mail	Provision al Ballots	Limited Ballots
Misty Irby	54	38.03%	<div><div></div></div>	18	36	0	0	0
Bob Collins	88	61.97%	<div><div></div></div>	23	65	0	0	0
Total Votes Cast	142	100.00%	<div><div></div></div>	41	101	0	0	0
Overvotes	0			0	0	0	0	0
Undervotes	26			13	13	0	0	0
Contest Totals	168			54	114	0	0	0

Trustee, Place 9 Collin County Community College

Vote For 1

	TOTAL	VOTE %		Election Day	Early Voting	Ballot By Mail	Provision al Ballots	Limited Ballots
Andy Hardin	93	65.96%	<div><div></div></div>	24	69	0	0	0
Jacoby Stewart Sr.	48	34.04%	<div><div></div></div>	16	32	0	0	0
Total Votes Cast	141	100.00%	<div><div></div></div>	40	101	0	0	0
Overvotes	0			0	0	0	0	0
Undervotes	27			14	13	0	0	0
Contest Totals	168			54	114	0	0	0

Summary Results Report
May 1st, 2021 City/School General and Special
Elections
May 1st, 2021

Final Results
SOVC
Collin County

197

Statistics

	TOTAL	Election Day	Early Voting	Ballot By Mail	Provision al Ballots	Limited Ballots
Registered Voters - Total	1,217					
Ballots Cast - Total	242	80	160	2	0	0
Voter Turnout - Total	19.88%					

Councilmember, Place No.2 Plano

Vote For 1

	TOTAL	VOTE %		Election Day	Early Voting	Ballot By Mail	Provision al Ballots	Limited Ballots
Anthony Ricciardelli	111	48.90%	<div><div></div></div>	34	76	1	0	0
Steve Lavine	116	51.10%	<div><div></div></div>	41	74	1	0	0
Total Votes Cast	227	100.00%	<div><div></div></div>	75	150	2	0	0
Overvotes	0			0	0	0	0	0
Undervotes	15			5	10	0	0	0
Contest Totals	242			80	160	2	0	0

Councilmember, Place No.4 Plano

Vote For 1

	TOTAL	VOTE %		Election Day	Early Voting	Ballot By Mail	Provision al Ballots	Limited Ballots
Vidal Quintanilla	8	3.62%	<div><div></div></div>	2	6	0	0	0
Justin Adcock	81	36.65%	<div><div></div></div>	24	56	1	0	0
Kayci Prince	86	38.91%	<div><div></div></div>	25	61	0	0	0
Nassat Parveen	46	20.81%	<div><div></div></div>	22	23	1	0	0
Total Votes Cast	221	100.00%	<div><div></div></div>	73	146	2	0	0
Overvotes	0			0	0	0	0	0
Undervotes	21			7	14	0	0	0
Contest Totals	242			80	160	2	0	0

Councilmember, Place No.6 (Mayor)

Vote For 1

	TOTAL	VOTE %		Election Day	Early Voting	Ballot By Mail	Provision al Ballots	Limited Ballots
Lydia Ortega	7	2.90%	<div><div></div></div>	2	5	0	0	0
Lily Bao	90	37.34%	<div><div></div></div>	30	59	1	0	0
John Muns	144	59.75%	<div><div></div></div>	48	95	1	0	0
Total Votes Cast	241	100.00%	<div><div></div></div>	80	159	2	0	0
Overvotes	0			0	0	0	0	0
Undervotes	1			0	1	0	0	0
Contest Totals	242			80	160	2	0	0

Summary Results Report
May 1st, 2021 City/School General and Special
Elections
May 1st, 2021

Final Results
SOVC
Collin County

197

Councilmember, Place No.8 Plano

Vote For 1

	TOTAL	VOTE %		Election Day	Early Voting	Ballot By Mail	Provision al Ballots	Limited Ballots
Elisa Klein	112	50.45%	<div><div></div></div>	41	70	1	0	0
Rick Smith	110	49.55%	<div><div></div></div>	32	77	1	0	0
Total Votes Cast	222	100.00%	<div><div></div></div>	73	147	2	0	0
Overvotes	0			0	0	0	0	0
Undervotes	20			7	13	0	0	0
Contest Totals	242			80	160	2	0	0

Councilmember, Place No.7 Plano

Vote For 1

	TOTAL	VOTE %		Election Day	Early Voting	Ballot By Mail	Provision al Ballots	Limited Ballots
David M. Smith	51	23.18%	<div><div></div></div>	20	30	1	0	0
Julie Holmer	53	24.09%	<div><div></div></div>	17	36	0	0	0
Sandeep Srivastava	33	15.00%	<div><div></div></div>	15	17	1	0	0
Chris Robertson	69	31.36%	<div><div></div></div>	18	51	0	0	0
Bill Lisle III	14	6.36%	<div><div></div></div>	3	11	0	0	0
Total Votes Cast	220	100.00%	<div><div></div></div>	73	145	2	0	0
Overvotes	0			0	0	0	0	0
Undervotes	22			7	15	0	0	0
Contest Totals	242			80	160	2	0	0

Proposition A City of Plano

Vote For 1

	TOTAL	VOTE %		Election Day	Early Voting	Ballot By Mail	Provision al Ballots	Limited Ballots
For	186	78.15%	<div><div></div></div>	61	123	2	0	0
Against	52	21.85%	<div><div></div></div>	17	35	0	0	0
Total Votes Cast	238	100.00%	<div><div></div></div>	78	158	2	0	0
Overvotes	0			0	0	0	0	0
Undervotes	4			2	2	0	0	0
Contest Totals	242			80	160	2	0	0

Proposition B City of Plano

Vote For 1

	TOTAL	VOTE %		Election Day	Early Voting	Ballot By Mail	Provision al Ballots	Limited Ballots
For	165	70.51%	<div><div></div></div>	54	109	2	0	0
Against	69	29.49%	<div><div></div></div>	23	46	0	0	0
Total Votes Cast	234	100.00%	<div><div></div></div>	77	155	2	0	0
Overvotes	0			0	0	0	0	0
Undervotes	8			3	5	0	0	0
Contest Totals	242			80	160	2	0	0

Summary Results Report
May 1st, 2021 City/School General and Special
Elections
May 1st, 2021

Final Results
SOVC
Collin County

197

Proposition C City of Plano

Vote For 1

	TOTAL	VOTE %		Election Day	Early Voting	Ballot By Mail	Provision al Ballots	Limited Ballots
For	118	51.75%	<div><div></div></div>	36	80	2	0	0
Against	110	48.25%	<div><div></div></div>	38	72	0	0	0
Total Votes Cast	228	100.00%	<div><div></div></div>	74	152	2	0	0
Overvotes	0			0	0	0	0	0
Undervotes	14			6	8	0	0	0
Contest Totals	242			80	160	2	0	0

Proposition D City of Plano

Vote For 1

	TOTAL	VOTE %		Election Day	Early Voting	Ballot By Mail	Provision al Ballots	Limited Ballots
For	182	78.45%	<div><div></div></div>	63	117	2	0	0
Against	50	21.55%	<div><div></div></div>	13	37	0	0	0
Total Votes Cast	232	100.00%	<div><div></div></div>	76	154	2	0	0
Overvotes	0			0	0	0	0	0
Undervotes	10			4	6	0	0	0
Contest Totals	242			80	160	2	0	0

Proposition E City of Plano

Vote For 1

	TOTAL	VOTE %		Election Day	Early Voting	Ballot By Mail	Provision al Ballots	Limited Ballots
For	142	61.47%	<div><div></div></div>	48	92	2	0	0
Against	89	38.53%	<div><div></div></div>	28	61	0	0	0
Total Votes Cast	231	100.00%	<div><div></div></div>	76	153	2	0	0
Overvotes	0			0	0	0	0	0
Undervotes	11			4	7	0	0	0
Contest Totals	242			80	160	2	0	0

Proposition F City of Plano

Vote For 1

	TOTAL	VOTE %		Election Day	Early Voting	Ballot By Mail	Provision al Ballots	Limited Ballots
For	174	75.00%	<div><div></div></div>	58	114	2	0	0
Against	58	25.00%	<div><div></div></div>	18	40	0	0	0
Total Votes Cast	232	100.00%	<div><div></div></div>	76	154	2	0	0
Overvotes	0			0	0	0	0	0
Undervotes	10			4	6	0	0	0
Contest Totals	242			80	160	2	0	0

Summary Results Report
May 1st, 2021 City/School General and Special
Elections
May 1st, 2021

Final Results
SOVC
Collin County

197

Trustee, Place 1 Plano

Vote For 1

	TOTAL	VOTE %		Election Day	Early Voting	Ballot By Mail	Provision al Ballots	Limited Ballots
Lauren Tyra	128	63.37%	<div><div></div></div>	44	83	1	0	0
Shafik Ben Guesmia	8	3.96%	<div><div></div></div>	3	5	0	0	0
Semida Voicu	66	32.67%	<div><div></div></div>	22	43	1	0	0
Total Votes Cast	202	100.00%	<div><div></div></div>	69	131	2	0	0
Overvotes	0			0	0	0	0	0
Undervotes	40			11	29	0	0	0
Contest Totals	242			80	160	2	0	0

Trustee, Place 2 Plano

Vote For 1

	TOTAL	VOTE %		Election Day	Early Voting	Ballot By Mail	Provision al Ballots	Limited Ballots
Dayna Oscherwitz	100	48.78%	<div><div></div></div>	34	65	1	0	0
Ajikwaga Felli	12	5.85%	<div><div></div></div>	4	7	1	0	0
Angela Powell	93	45.37%	<div><div></div></div>	32	61	0	0	0
Total Votes Cast	205	100.00%	<div><div></div></div>	70	133	2	0	0
Overvotes	0			0	0	0	0	0
Undervotes	37			10	27	0	0	0
Contest Totals	242			80	160	2	0	0

Trustee, Place 3 Plano

Vote For 1

	TOTAL	VOTE %		Election Day	Early Voting	Ballot By Mail	Provision al Ballots	Limited Ballots
Nancy C. Humphrey	124	61.69%	<div><div></div></div>	43	79	2	0	0
Lynn Walling	77	38.31%	<div><div></div></div>	24	53	0	0	0
Total Votes Cast	201	100.00%	<div><div></div></div>	67	132	2	0	0
Overvotes	0			0	0	0	0	0
Undervotes	41			13	28	0	0	0
Contest Totals	242			80	160	2	0	0

Trustee, Place 6 Plano

Vote For 1

	TOTAL	VOTE %		Election Day	Early Voting	Ballot By Mail	Provision al Ballots	Limited Ballots
Marilyn Loughray	89	44.50%	<div><div></div></div>	30	58	1	0	0
Jeri Chambers	111	55.50%	<div><div></div></div>	38	72	1	0	0
Total Votes Cast	200	100.00%	<div><div></div></div>	68	130	2	0	0
Overvotes	0			0	0	0	0	0
Undervotes	42			12	30	0	0	0
Contest Totals	242			80	160	2	0	0

Summary Results Report
May 1st, 2021 City/School General and Special
Elections
May 1st, 2021

Final Results
SOVC
Collin County

197

Trustee, Place 7 Collin County Community College

Vote For 1

	TOTAL	VOTE %		Election Day	Early Voting	Ballot By Mail	Provision al Ballots	Limited Ballots
Jim Orr	87	41.63%	<div><div></div></div>	30	56	1	0	0
Helen Chang	122	58.37%	<div><div></div></div>	42	79	1	0	0
Total Votes Cast	209	100.00%	<div><div></div></div>	72	135	2	0	0
Overvotes	0			0	0	0	0	0
Undervotes	33			8	25	0	0	0
Contest Totals	242			80	160	2	0	0

Trustee, Place 8 Collin County Community College

Vote For 1

	TOTAL	VOTE %		Election Day	Early Voting	Ballot By Mail	Provision al Ballots	Limited Ballots
Misty Irby	107	53.77%	<div><div></div></div>	39	67	1	0	0
Bob Collins	92	46.23%	<div><div></div></div>	29	62	1	0	0
Total Votes Cast	199	100.00%	<div><div></div></div>	68	129	2	0	0
Overvotes	0			0	0	0	0	0
Undervotes	43			12	31	0	0	0
Contest Totals	242			80	160	2	0	0

Trustee, Place 9 Collin County Community College

Vote For 1

	TOTAL	VOTE %		Election Day	Early Voting	Ballot By Mail	Provision al Ballots	Limited Ballots
Andy Hardin	98	50.00%	<div><div></div></div>	30	67	1	0	0
Jacoby Stewart Sr.	98	50.00%	<div><div></div></div>	37	60	1	0	0
Total Votes Cast	196	100.00%	<div><div></div></div>	67	127	2	0	0
Overvotes	0			0	0	0	0	0
Undervotes	46			13	33	0	0	0
Contest Totals	242			80	160	2	0	0

Summary Results Report
May 1st, 2021 City/School General and Special
Elections
May 1st, 2021

Final Results
SOVC
Collin County

198

Statistics

	TOTAL	Election Day	Early Voting	Ballot By Mail	Provision al Ballots	Limited Ballots
Registered Voters - Total	119					
Ballots Cast - Total	10	5	5	0	0	0
Voter Turnout - Total	8.40%					

District School Board Trustee Position 1 Farmersville

Vote For 1

	TOTAL	VOTE %		Election Day	Early Voting	Ballot By Mail	Provision al Ballots	Limited Ballots
Daniel Huff	5	62.50%	<div><div></div></div>	4	1	0	0	0
Paul Kelly (PK)	3	37.50%	<div><div></div></div>	1	2	0	0	0
Total Votes Cast	8	100.00%	<div><div></div></div>	5	3	0	0	0
Overvotes	0			0	0	0	0	0
Undervotes	2			0	2	0	0	0
Contest Totals	10			5	5	0	0	0

District School Board Trustee Position 2 Farmersville

Vote For 1

	TOTAL	VOTE %		Election Day	Early Voting	Ballot By Mail	Provision al Ballots	Limited Ballots
Dale Pickett	3	37.50%	<div><div></div></div>	0	3	0	0	0
Ben Mathews	5	62.50%	<div><div></div></div>	5	0	0	0	0
Total Votes Cast	8	100.00%	<div><div></div></div>	5	3	0	0	0
Overvotes	0			0	0	0	0	0
Undervotes	2			0	2	0	0	0
Contest Totals	10			5	5	0	0	0

District School Board Trustee Position 3 Farmersville

Vote For 1

	TOTAL	VOTE %		Election Day	Early Voting	Ballot By Mail	Provision al Ballots	Limited Ballots
Tony Gray	5	100.00%	<div><div></div></div>	2	3	0	0	0
Total Votes Cast	5	100.00%	<div><div></div></div>	2	3	0	0	0
Overvotes	0			0	0	0	0	0
Undervotes	5			3	2	0	0	0
Contest Totals	10			5	5	0	0	0

District School Board Trustee Position 4 Farmersville

Vote For 1

	TOTAL	VOTE %		Election Day	Early Voting	Ballot By Mail	Provision al Ballots	Limited Ballots
David Coleman	3	33.33%	<div><div></div></div>	3	0	0	0	0
Bridget Justiss	0	0.00%	<div><div></div></div>	0	0	0	0	0
Sandy Day	6	66.67%	<div><div></div></div>	2	4	0	0	0
Total Votes Cast	9	100.00%	<div><div></div></div>	5	4	0	0	0
Overvotes	0			0	0	0	0	0
Undervotes	1			0	1	0	0	0
Contest Totals	10			5	5	0	0	0

Summary Results Report
May 1st, 2021 City/School General and Special
Elections
May 1st, 2021

Final Results
SOVC
Collin County

198

Proposition A Farmersville ISD

Vote For 1

	TOTAL	VOTE %		Election Day	Early Voting	Ballot By Mail	Provision al Ballots	Limited Ballots
For	7	70.00%	<div><div></div></div>	4	3	0	0	0
Against	3	30.00%	<div><div></div></div>	1	2	0	0	0
Total Votes Cast	10	100.00%	<div><div></div></div>	5	5	0	0	0
Overvotes	0			0	0	0	0	0
Undervotes	0			0	0	0	0	0
Contest Totals	10			5	5	0	0	0

Trustee, Place 7 Collin County Community College

Vote For 1

	TOTAL	VOTE %		Election Day	Early Voting	Ballot By Mail	Provision al Ballots	Limited Ballots
Jim Orr	8	100.00%	<div><div></div></div>	5	3	0	0	0
Helen Chang	0	0.00%	<div><div></div></div>	0	0	0	0	0
Total Votes Cast	8	100.00%	<div><div></div></div>	5	3	0	0	0
Overvotes	0			0	0	0	0	0
Undervotes	2			0	2	0	0	0
Contest Totals	10			5	5	0	0	0

Trustee, Place 8 Collin County Community College

Vote For 1

	TOTAL	VOTE %		Election Day	Early Voting	Ballot By Mail	Provision al Ballots	Limited Ballots
Misty Irby	2	25.00%	<div><div></div></div>	2	0	0	0	0
Bob Collins	6	75.00%	<div><div></div></div>	3	3	0	0	0
Total Votes Cast	8	100.00%	<div><div></div></div>	5	3	0	0	0
Overvotes	0			0	0	0	0	0
Undervotes	2			0	2	0	0	0
Contest Totals	10			5	5	0	0	0

Trustee, Place 9 Collin County Community College

Vote For 1

	TOTAL	VOTE %		Election Day	Early Voting	Ballot By Mail	Provision al Ballots	Limited Ballots
Andy Hardin	6	85.71%	<div><div></div></div>	4	2	0	0	0
Jacoby Stewart Sr.	1	14.29%	<div><div></div></div>	1	0	0	0	0
Total Votes Cast	7	100.00%	<div><div></div></div>	5	2	0	0	0
Overvotes	0			0	0	0	0	0
Undervotes	3			0	3	0	0	0
Contest Totals	10			5	5	0	0	0

Summary Results Report
May 1st, 2021 City/School General and Special
Elections
May 1st, 2021

Final Results
SOVC
Collin County

199

Statistics

	TOTAL	Election Day	Early Voting	Ballot By Mail	Provisional Ballots	Limited Ballots
Registered Voters - Total	2,552					
Ballots Cast - Total	345	136	209	0	0	0
Voter Turnout - Total	13.52%					

Town Council, Place 2 Prosper

Vote For 1

	TOTAL	VOTE %		Election Day	Early Voting	Ballot By Mail	Provisional Ballots	Limited Ballots
Craig Andres	237	100.00%	<div><div></div></div>	92	145	0	0	0
Total Votes Cast	237	100.00%	<div><div></div></div>	92	145	0	0	0
Overvotes	0			0	0	0	0	0
Undervotes	108			44	64	0	0	0
Contest Totals	345			136	209	0	0	0

Town Council, Place 6 Prosper

Vote For 1

	TOTAL	VOTE %		Election Day	Early Voting	Ballot By Mail	Provisional Ballots	Limited Ballots
Christopher Wardlaw	59	18.27%	<div><div></div></div>	30	29	0	0	0
Charles Cotten	264	81.73%	<div><div></div></div>	99	165	0	0	0
Total Votes Cast	323	100.00%	<div><div></div></div>	129	194	0	0	0
Overvotes	0			0	0	0	0	0
Undervotes	22			7	15	0	0	0
Contest Totals	345			136	209	0	0	0

Trustee, Place 4 Prosper

Vote For 1

	TOTAL	VOTE %		Election Day	Early Voting	Ballot By Mail	Provisional Ballots	Limited Ballots
Bettye H. Okae	19	5.83%	<div><div></div></div>	11	8	0	0	0
Chianna Rodgers	31	9.51%	<div><div></div></div>	12	19	0	0	0
Pat Cochrane	103	31.60%	<div><div></div></div>	47	56	0	0	0
Alexander E. Cornwallis	10	3.07%	<div><div></div></div>	5	5	0	0	0
Bill Beavers	163	50.00%	<div><div></div></div>	55	108	0	0	0
Total Votes Cast	326	100.00%	<div><div></div></div>	130	196	0	0	0
Overvotes	0			0	0	0	0	0
Undervotes	19			6	13	0	0	0
Contest Totals	345			136	209	0	0	0

Trustee, Place 7 Prosper

Vote For 1

	TOTAL	VOTE %		Election Day	Early Voting	Ballot By Mail	Provisional Ballots	Limited Ballots
Drew Wilborn	208	62.46%	<div><div></div></div>	67	141	0	0	0
Kristin Meier	125	37.54%	<div><div></div></div>	63	62	0	0	0
Total Votes Cast	333	100.00%	<div><div></div></div>	130	203	0	0	0
Overvotes	0			0	0	0	0	0
Undervotes	12			6	6	0	0	0
Contest Totals	345			136	209	0	0	0

Summary Results Report
May 1st, 2021 City/School General and Special
Elections
May 1st, 2021

Final Results
SOVC
Collin County

199

Trustee, Place 7 Collin County Community College

Vote For 1

	TOTAL	VOTE %		Election Day	Early Voting	Ballot By Mail	Provision al Ballots	Limited Ballots
Jim Orr	163	69.36%	<div><div></div></div>	67	96	0	0	0
Helen Chang	72	30.64%	<div><div></div></div>	33	39	0	0	0
Total Votes Cast	235	100.00%	<div><div></div></div>	100	135	0	0	0
Overvotes	0			0	0	0	0	0
Undervotes	110			36	74	0	0	0
Contest Totals	345			136	209	0	0	0

Trustee, Place 8 Collin County Community College

Vote For 1

	TOTAL	VOTE %		Election Day	Early Voting	Ballot By Mail	Provision al Ballots	Limited Ballots
Misty Irby	81	35.68%	<div><div></div></div>	36	45	0	0	0
Bob Collins	146	64.32%	<div><div></div></div>	60	86	0	0	0
Total Votes Cast	227	100.00%	<div><div></div></div>	96	131	0	0	0
Overvotes	0			0	0	0	0	0
Undervotes	118			40	78	0	0	0
Contest Totals	345			136	209	0	0	0

Trustee, Place 9 Collin County Community College

Vote For 1

	TOTAL	VOTE %		Election Day	Early Voting	Ballot By Mail	Provision al Ballots	Limited Ballots
Andy Hardin	159	71.95%	<div><div></div></div>	61	98	0	0	0
Jacoby Stewart Sr.	62	28.05%	<div><div></div></div>	34	28	0	0	0
Total Votes Cast	221	100.00%	<div><div></div></div>	95	126	0	0	0
Overvotes	0			0	0	0	0	0
Undervotes	124			41	83	0	0	0
Contest Totals	345			136	209	0	0	0

Summary Results Report
May 1st, 2021 City/School General and Special
Elections
May 1st, 2021

Final Results
SOVC
Collin County

200

Statistics

	TOTAL	Election Day	Early Voting	Ballot By Mail	Provision al Ballots	Limited Ballots
Registered Voters - Total	0					
Ballots Cast - Total	0	0	0	0	0	0
Voter Turnout - Total	0.00%					

Trustee, Place 1 Community

Vote For 1

	TOTAL	VOTE %	Election Day	Early Voting	Ballot By Mail	Provision al Ballots	Limited Ballots
Jeff Pendill	0		0	0	0	0	0
Total Votes Cast	0		0	0	0	0	0
Overvotes	0		0	0	0	0	0
Undervotes	0		0	0	0	0	0
Contest Totals	0		0	0	0	0	0

Trustee, Place 2 Community

Vote For 1

	TOTAL	VOTE %	Election Day	Early Voting	Ballot By Mail	Provision al Ballots	Limited Ballots
Alicia Young	0		0	0	0	0	0
Total Votes Cast	0		0	0	0	0	0
Overvotes	0		0	0	0	0	0
Undervotes	0		0	0	0	0	0
Contest Totals	0		0	0	0	0	0

Trustee, Place 3 Community

Vote For 1

	TOTAL	VOTE %	Election Day	Early Voting	Ballot By Mail	Provision al Ballots	Limited Ballots
Erin Wilson	0		0	0	0	0	0
Jose Robles	0		0	0	0	0	0
Josh Allred	0		0	0	0	0	0
Staci Schroeder	0		0	0	0	0	0
Total Votes Cast	0		0	0	0	0	0
Overvotes	0		0	0	0	0	0
Undervotes	0		0	0	0	0	0
Contest Totals	0		0	0	0	0	0

Trustee, Place 7 Collin County Community College

Vote For 1

	TOTAL	VOTE %	Election Day	Early Voting	Ballot By Mail	Provision al Ballots	Limited Ballots
Jim Orr	0		0	0	0	0	0
Helen Chang	0		0	0	0	0	0
Total Votes Cast	0		0	0	0	0	0
Overvotes	0		0	0	0	0	0
Undervotes	0		0	0	0	0	0
Contest Totals	0		0	0	0	0	0

Summary Results Report
 May 1st, 2021 City/School General and Special
 Elections
 May 1st, 2021

Final Results
 SOVC
 Collin County

200

Trustee, Place 8 Collin County Community College

Vote For 1

	TOTAL	VOTE %	Election Day	Early Voting	Ballot By Mail	Provision al Ballots	Limited Ballots
Misty Irby	0		0	0	0	0	0
Bob Collins	0		0	0	0	0	0
Total Votes Cast	0		0	0	0	0	0
Overvotes	0		0	0	0	0	0
Undervotes	0		0	0	0	0	0
Contest Totals	0		0	0	0	0	0

Trustee, Place 9 Collin County Community College

Vote For 1

	TOTAL	VOTE %	Election Day	Early Voting	Ballot By Mail	Provision al Ballots	Limited Ballots
Andy Hardin	0		0	0	0	0	0
Jacoby Stewart Sr.	0		0	0	0	0	0
Total Votes Cast	0		0	0	0	0	0
Overvotes	0		0	0	0	0	0
Undervotes	0		0	0	0	0	0
Contest Totals	0		0	0	0	0	0

Summary Results Report
May 1st, 2021 City/School General and Special
Elections
May 1st, 2021

Final Results
SOVC
Collin County

201

Statistics

	TOTAL	Election Day	Early Voting	Ballot By Mail	Provision al Ballots	Limited Ballots
Registered Voters - Total	0					
Ballots Cast - Total	0	0	0	0	0	0
Voter Turnout - Total	0.00%					

District School Board Trustee Position 1 Farmersville

Vote For 1

	TOTAL	VOTE %	Election Day	Early Voting	Ballot By Mail	Provision al Ballots	Limited Ballots
Daniel Huff	0		0	0	0	0	0
Paul Kelly (PK)	0		0	0	0	0	0
Total Votes Cast	0		0	0	0	0	0
Overvotes	0		0	0	0	0	0
Undervotes	0		0	0	0	0	0
Contest Totals	0		0	0	0	0	0

District School Board Trustee Position 2 Farmersville

Vote For 1

	TOTAL	VOTE %	Election Day	Early Voting	Ballot By Mail	Provision al Ballots	Limited Ballots
Dale Pickett	0		0	0	0	0	0
Ben Mathews	0		0	0	0	0	0
Total Votes Cast	0		0	0	0	0	0
Overvotes	0		0	0	0	0	0
Undervotes	0		0	0	0	0	0
Contest Totals	0		0	0	0	0	0

District School Board Trustee Position 3 Farmersville

Vote For 1

	TOTAL	VOTE %	Election Day	Early Voting	Ballot By Mail	Provision al Ballots	Limited Ballots
Tony Gray	0		0	0	0	0	0
Total Votes Cast	0		0	0	0	0	0
Overvotes	0		0	0	0	0	0
Undervotes	0		0	0	0	0	0
Contest Totals	0		0	0	0	0	0

District School Board Trustee Position 4 Farmersville

Vote For 1

	TOTAL	VOTE %	Election Day	Early Voting	Ballot By Mail	Provision al Ballots	Limited Ballots
David Coleman	0		0	0	0	0	0
Bridget Justiss	0		0	0	0	0	0
Sandy Day	0		0	0	0	0	0
Total Votes Cast	0		0	0	0	0	0
Overvotes	0		0	0	0	0	0
Undervotes	0		0	0	0	0	0
Contest Totals	0		0	0	0	0	0

Summary Results Report
May 1st, 2021 City/School General and Special
Elections
May 1st, 2021

Final Results
SOVC
Collin County

201

Proposition A Farmersville ISD

Vote For 1

	TOTAL	VOTE %	Election Day	Early Voting	Ballot By Mail	Provision al Ballots	Limited Ballots
For	0		0	0	0	0	0
Against	0		0	0	0	0	0
Total Votes Cast	0		0	0	0	0	0
Overvotes	0		0	0	0	0	0
Undervotes	0		0	0	0	0	0
Contest Totals	0		0	0	0	0	0

Trustee, Place 7 Collin County Community College

Vote For 1

	TOTAL	VOTE %	Election Day	Early Voting	Ballot By Mail	Provision al Ballots	Limited Ballots
Jim Orr	0		0	0	0	0	0
Helen Chang	0		0	0	0	0	0
Total Votes Cast	0		0	0	0	0	0
Overvotes	0		0	0	0	0	0
Undervotes	0		0	0	0	0	0
Contest Totals	0		0	0	0	0	0

Trustee, Place 8 Collin County Community College

Vote For 1

	TOTAL	VOTE %	Election Day	Early Voting	Ballot By Mail	Provision al Ballots	Limited Ballots
Misty Irby	0		0	0	0	0	0
Bob Collins	0		0	0	0	0	0
Total Votes Cast	0		0	0	0	0	0
Overvotes	0		0	0	0	0	0
Undervotes	0		0	0	0	0	0
Contest Totals	0		0	0	0	0	0

Trustee, Place 9 Collin County Community College

Vote For 1

	TOTAL	VOTE %	Election Day	Early Voting	Ballot By Mail	Provision al Ballots	Limited Ballots
Andy Hardin	0		0	0	0	0	0
Jacoby Stewart Sr.	0		0	0	0	0	0
Total Votes Cast	0		0	0	0	0	0
Overvotes	0		0	0	0	0	0
Undervotes	0		0	0	0	0	0
Contest Totals	0		0	0	0	0	0

Summary Results Report
May 1st, 2021 City/School General and Special
Elections
May 1st, 2021

Final Results
SOVC
Collin County

202

Statistics

	TOTAL	Election Day	Early Voting	Ballot By Mail	Provision al Ballots	Limited Ballots
Registered Voters - Total	0					
Ballots Cast - Total	0	0	0	0	0	0
Voter Turnout - Total	0.00%					

Trustee, Place 2 Anna

Vote For 1

	TOTAL	VOTE %	Election Day	Early Voting	Ballot By Mail	Provision al Ballots	Limited Ballots
Jason Adams	0		0	0	0	0	0
Jourdan Henley	0		0	0	0	0	0
Diane Hopewell	0		0	0	0	0	0
Total Votes Cast	0		0	0	0	0	0
Overvotes	0		0	0	0	0	0
Undervotes	0		0	0	0	0	0
Contest Totals	0		0	0	0	0	0

Trustee, Place 6 Anna

Vote For 1

	TOTAL	VOTE %	Election Day	Early Voting	Ballot By Mail	Provision al Ballots	Limited Ballots
Paul "Monty" Renfro	0		0	0	0	0	0
Total Votes Cast	0		0	0	0	0	0
Overvotes	0		0	0	0	0	0
Undervotes	0		0	0	0	0	0
Contest Totals	0		0	0	0	0	0

Trustee, Place 7 Collin County Community College

Vote For 1

	TOTAL	VOTE %	Election Day	Early Voting	Ballot By Mail	Provision al Ballots	Limited Ballots
Jim Orr	0		0	0	0	0	0
Helen Chang	0		0	0	0	0	0
Total Votes Cast	0		0	0	0	0	0
Overvotes	0		0	0	0	0	0
Undervotes	0		0	0	0	0	0
Contest Totals	0		0	0	0	0	0

Trustee, Place 8 Collin County Community College

Vote For 1

	TOTAL	VOTE %	Election Day	Early Voting	Ballot By Mail	Provision al Ballots	Limited Ballots
Misty Irby	0		0	0	0	0	0
Bob Collins	0		0	0	0	0	0
Total Votes Cast	0		0	0	0	0	0
Overvotes	0		0	0	0	0	0
Undervotes	0		0	0	0	0	0
Contest Totals	0		0	0	0	0	0

Summary Results Report
May 1st, 2021 City/School General and Special
Elections
May 1st, 2021

Final Results
SOVC
Collin County

202

Trustee, Place 9 Collin County Community College

Vote For 1

	TOTAL	VOTE %	Election Day	Early Voting	Ballot By Mail	Provision al Ballots	Limited Ballots
Andy Hardin	0		0	0	0	0	0
Jacoby Stewart Sr.	0		0	0	0	0	0
Total Votes Cast	0		0	0	0	0	0
Overvotes	0		0	0	0	0	0
Undervotes	0		0	0	0	0	0
Contest Totals	0		0	0	0	0	0

Summary Results Report
May 1st, 2021 City/School General and Special
Elections
May 1st, 2021

Final Results
SOVC
Collin County

203

Statistics

	TOTAL	Election Day	Early Voting	Ballot By Mail	Provisional Ballots	Limited Ballots
Registered Voters - Total	3,049					
Ballots Cast - Total	897	201	689	7	0	0
Voter Turnout - Total	29.42%					

Mayor McKinney

Vote For 1

	TOTAL	VOTE %		Election Day	Early Voting	Ballot By Mail	Provisional Ballots	Limited Ballots
Jimmy R. Stewart	5	0.56%	<div><div></div></div>	1	4	0	0	0
George Fuller	645	72.55%	<div><div></div></div>	118	521	6	0	0
Tom Meredith	239	26.88%	<div><div></div></div>	78	160	1	0	0
Total Votes Cast	889	100.00%	<div><div></div></div>	197	685	7	0	0
Overvotes	0			0	0	0	0	0
Undervotes	8			4	4	0	0	0
Contest Totals	897			201	689	7	0	0

City Council At Large McKinney

Vote For 1

	TOTAL	VOTE %		Election Day	Early Voting	Ballot By Mail	Provisional Ballots	Limited Ballots
Brian J. Magnuson	319	43.17%	<div><div></div></div>	85	231	3	0	0
Charlie Philips	420	56.83%	<div><div></div></div>	78	339	3	0	0
Total Votes Cast	739	100.00%	<div><div></div></div>	163	570	6	0	0
Overvotes	0			0	0	0	0	0
Undervotes	158			38	119	1	0	0
Contest Totals	897			201	689	7	0	0

School District Board of Trustees, Place 2 McKinney District 2

Vote For 1

	TOTAL	VOTE %		Election Day	Early Voting	Ballot By Mail	Provisional Ballots	Limited Ballots
Philip Hassler	90	68.70%	<div><div></div></div>	15	75	0	0	0
Anthony Congine	41	31.30%	<div><div></div></div>	10	30	1	0	0
Total Votes Cast	131	100.00%	<div><div></div></div>	25	105	1	0	0
Overvotes	0			0	0	0	0	0
Undervotes	59			9	50	0	0	0
Contest Totals	190			34	155	1	0	0

Summary Results Report
May 1st, 2021 City/School General and Special
Elections
May 1st, 2021

Final Results
SOVC
Collin County

203

School District Board Of Trustees, Place 7 McKinney

Vote For 1

	TOTAL	VOTE %		Election Day	Early Voting	Ballot By Mail	Provision al Ballots	Limited Ballots
Serena Ashcroft	200	25.54%	<div><div></div></div>	53	144	3	0	0
Joy Booth	190	24.27%	<div><div></div></div>	45	143	2	0	0
Harvey Oaxaca	375	47.89%	<div><div></div></div>	71	302	2	0	0
J.B. Franze	18	2.30%	<div><div></div></div>	5	13	0	0	0
Total Votes Cast	783	100.00%	<div><div></div></div>	174	602	7	0	0
Overvotes	0			0	0	0	0	0
Undervotes	114			27	87	0	0	0
Contest Totals	897			201	689	7	0	0

Proposition A McKinney ISD

Vote For 1

	TOTAL	VOTE %		Election Day	Early Voting	Ballot By Mail	Provision al Ballots	Limited Ballots
For	694	80.79%	<div><div></div></div>	143	547	4	0	0
Against	165	19.21%	<div><div></div></div>	44	118	3	0	0
Total Votes Cast	859	100.00%	<div><div></div></div>	187	665	7	0	0
Overvotes	0			0	0	0	0	0
Undervotes	38			14	24	0	0	0
Contest Totals	897			201	689	7	0	0

Proposition B McKinney ISD

Vote For 1

	TOTAL	VOTE %		Election Day	Early Voting	Ballot By Mail	Provision al Ballots	Limited Ballots
For	598	69.21%	<div><div></div></div>	119	476	3	0	0
Against	266	30.79%	<div><div></div></div>	70	192	4	0	0
Total Votes Cast	864	100.00%	<div><div></div></div>	189	668	7	0	0
Overvotes	0			0	0	0	0	0
Undervotes	33			12	21	0	0	0
Contest Totals	897			201	689	7	0	0

Proposition C McKinney ISD

Vote For 1

	TOTAL	VOTE %		Election Day	Early Voting	Ballot By Mail	Provision al Ballots	Limited Ballots
For	578	66.28%	<div><div></div></div>	110	465	3	0	0
Against	294	33.72%	<div><div></div></div>	80	210	4	0	0
Total Votes Cast	872	100.00%	<div><div></div></div>	190	675	7	0	0
Overvotes	0			0	0	0	0	0
Undervotes	25			11	14	0	0	0
Contest Totals	897			201	689	7	0	0

Summary Results Report
May 1st, 2021 City/School General and Special
Elections
May 1st, 2021

Final Results
SOVC
Collin County

203

Proposition D McKinney ISD

Vote For 1

	TOTAL	VOTE %		Election Day	Early Voting	Ballot By Mail	Provision al Ballots	Limited Ballots
For	565	64.79%	<div><div></div></div>	108	454	3	0	0
Against	307	35.21%	<div><div></div></div>	82	221	4	0	0
Total Votes Cast	872	100.00%	<div><div></div></div>	190	675	7	0	0
Overvotes	0			0	0	0	0	0
Undervotes	25			11	14	0	0	0
Contest Totals	897			201	689	7	0	0

Trustee, Place 7 Collin County Community College

Vote For 1

	TOTAL	VOTE %		Election Day	Early Voting	Ballot By Mail	Provision al Ballots	Limited Ballots
Jim Orr	398	60.76%	<div><div></div></div>	100	294	4	0	0
Helen Chang	257	39.24%	<div><div></div></div>	52	202	3	0	0
Total Votes Cast	655	100.00%	<div><div></div></div>	152	496	7	0	0
Overvotes	0			0	0	0	0	0
Undervotes	242			49	193	0	0	0
Contest Totals	897			201	689	7	0	0

Trustee, Place 8 Collin County Community College

Vote For 1

	TOTAL	VOTE %		Election Day	Early Voting	Ballot By Mail	Provision al Ballots	Limited Ballots
Misty Irby	316	49.69%	<div><div></div></div>	64	248	4	0	0
Bob Collins	320	50.31%	<div><div></div></div>	81	236	3	0	0
Total Votes Cast	636	100.00%	<div><div></div></div>	145	484	7	0	0
Overvotes	0			0	0	0	0	0
Undervotes	261			56	205	0	0	0
Contest Totals	897			201	689	7	0	0

Trustee, Place 9 Collin County Community College

Vote For 1

	TOTAL	VOTE %		Election Day	Early Voting	Ballot By Mail	Provision al Ballots	Limited Ballots
Andy Hardin	459	72.74%	<div><div></div></div>	110	345	4	0	0
Jacoby Stewart Sr.	172	27.26%	<div><div></div></div>	37	132	3	0	0
Total Votes Cast	631	100.00%	<div><div></div></div>	147	477	7	0	0
Overvotes	0			0	0	0	0	0
Undervotes	266			54	212	0	0	0
Contest Totals	897			201	689	7	0	0

Summary Results Report
May 1st, 2021 City/School General and Special
Elections
May 1st, 2021

Final Results
SOVC
Collin County

204

Statistics

	TOTAL	Election Day	Early Voting	Ballot By Mail	Provisional Ballots	Limited Ballots
Registered Voters - Total	343					
Ballots Cast - Total	123	30	90	3	0	0
Voter Turnout - Total	35.86%					

Mayor McKinney

Vote For 1

	TOTAL	VOTE %		Election Day	Early Voting	Ballot By Mail	Provisional Ballots	Limited Ballots
Jimmy R. Stewart	1	0.82%	<div><div></div></div>	0	1	0	0	0
George Fuller	77	63.11%	<div><div></div></div>	15	59	3	0	0
Tom Meredith	44	36.07%	<div><div></div></div>	14	30	0	0	0
Total Votes Cast	122	100.00%	<div><div></div></div>	29	90	3	0	0
Overvotes	0			0	0	0	0	0
Undervotes	1			1	0	0	0	0
Contest Totals	123			30	90	3	0	0

Council Member, District No. 3 McKinney District 3

Vote For 1

	TOTAL	VOTE %		Election Day	Early Voting	Ballot By Mail	Provisional Ballots	Limited Ballots
Vicente Torres	50	43.10%	<div><div></div></div>	13	37	0	0	0
Gere' Feltus	66	56.90%	<div><div></div></div>	16	47	3	0	0
Total Votes Cast	116	100.00%	<div><div></div></div>	29	84	3	0	0
Overvotes	0			0	0	0	0	0
Undervotes	7			1	6	0	0	0
Contest Totals	123			30	90	3	0	0

City Council At Large McKinney

Vote For 1

	TOTAL	VOTE %		Election Day	Early Voting	Ballot By Mail	Provisional Ballots	Limited Ballots
Brian J. Magnuson	45	42.86%	<div><div></div></div>	16	29	0	0	0
Charlie Philips	60	57.14%	<div><div></div></div>	8	49	3	0	0
Total Votes Cast	105	100.00%	<div><div></div></div>	24	78	3	0	0
Overvotes	0			0	0	0	0	0
Undervotes	18			6	12	0	0	0
Contest Totals	123			30	90	3	0	0

School District Board of Trustees, Place 3 McKinney District 3

Vote For 1

	TOTAL	VOTE %		Election Day	Early Voting	Ballot By Mail	Provisional Ballots	Limited Ballots
Kathy Livezey	26	29.21%	<div><div></div></div>	4	20	2	0	0
Erwin Garcia	13	14.61%	<div><div></div></div>	4	9	0	0	0
Chad Green	50	56.18%	<div><div></div></div>	15	35	0	0	0
Total Votes Cast	89	100.00%	<div><div></div></div>	23	64	2	0	0
Overvotes	0			0	0	0	0	0
Undervotes	34			7	26	1	0	0
Contest Totals	123			30	90	3	0	0

Summary Results Report
May 1st, 2021 City/School General and Special
Elections
May 1st, 2021

Final Results
SOVC
Collin County

204

School District Board Of Trustees, Place 7 McKinney

Vote For 1

	TOTAL	VOTE %		Election Day	Early Voting	Ballot By Mail	Provision al Ballots	Limited Ballots
Serena Ashcroft	28	27.72%	<div><div></div></div>	11	17	0	0	0
Joy Booth	40	39.60%	<div><div></div></div>	7	33	0	0	0
Harvey Oaxaca	29	28.71%	<div><div></div></div>	6	20	3	0	0
J.B. Franze	4	3.96%	<div><div></div></div>	0	4	0	0	0
Total Votes Cast	101	100.00%	<div><div></div></div>	24	74	3	0	0
Overvotes	0			0	0	0	0	0
Undervotes	22			6	16	0	0	0
Contest Totals	123			30	90	3	0	0

Proposition A McKinney ISD

Vote For 1

	TOTAL	VOTE %		Election Day	Early Voting	Ballot By Mail	Provision al Ballots	Limited Ballots
For	83	74.77%	<div><div></div></div>	14	67	2	0	0
Against	28	25.23%	<div><div></div></div>	13	14	1	0	0
Total Votes Cast	111	100.00%	<div><div></div></div>	27	81	3	0	0
Overvotes	0			0	0	0	0	0
Undervotes	12			3	9	0	0	0
Contest Totals	123			30	90	3	0	0

Proposition B McKinney ISD

Vote For 1

	TOTAL	VOTE %		Election Day	Early Voting	Ballot By Mail	Provision al Ballots	Limited Ballots
For	62	55.36%	<div><div></div></div>	11	49	2	0	0
Against	50	44.64%	<div><div></div></div>	16	33	1	0	0
Total Votes Cast	112	100.00%	<div><div></div></div>	27	82	3	0	0
Overvotes	0			0	0	0	0	0
Undervotes	11			3	8	0	0	0
Contest Totals	123			30	90	3	0	0

Proposition C McKinney ISD

Vote For 1

	TOTAL	VOTE %		Election Day	Early Voting	Ballot By Mail	Provision al Ballots	Limited Ballots
For	63	53.85%	<div><div></div></div>	13	48	2	0	0
Against	54	46.15%	<div><div></div></div>	15	38	1	0	0
Total Votes Cast	117	100.00%	<div><div></div></div>	28	86	3	0	0
Overvotes	0			0	0	0	0	0
Undervotes	6			2	4	0	0	0
Contest Totals	123			30	90	3	0	0

Summary Results Report
May 1st, 2021 City/School General and Special
Elections
May 1st, 2021

Final Results
SOVC
Collin County

204

Proposition D McKinney ISD

Vote For 1

	TOTAL	VOTE %		Election Day	Early Voting	Ballot By Mail	Provision al Ballots	Limited Ballots
For	65	55.08%	<div><div></div></div>	13	50	2	0	0
Against	53	44.92%	<div><div></div></div>	14	38	1	0	0
Total Votes Cast	118	100.00%	<div><div></div></div>	27	88	3	0	0
Overvotes	0			0	0	0	0	0
Undervotes	5			3	2	0	0	0
Contest Totals	123			30	90	3	0	0

Trustee, Place 7 Collin County Community College

Vote For 1

	TOTAL	VOTE %		Election Day	Early Voting	Ballot By Mail	Provision al Ballots	Limited Ballots
Jim Orr	53	62.35%	<div><div></div></div>	14	38	1	0	0
Helen Chang	32	37.65%	<div><div></div></div>	9	22	1	0	0
Total Votes Cast	85	100.00%	<div><div></div></div>	23	60	2	0	0
Overvotes	0			0	0	0	0	0
Undervotes	38			7	30	1	0	0
Contest Totals	123			30	90	3	0	0

Trustee, Place 8 Collin County Community College

Vote For 1

	TOTAL	VOTE %		Election Day	Early Voting	Ballot By Mail	Provision al Ballots	Limited Ballots
Misty Irby	30	35.71%	<div><div></div></div>	8	20	2	0	0
Bob Collins	54	64.29%	<div><div></div></div>	15	39	0	0	0
Total Votes Cast	84	100.00%	<div><div></div></div>	23	59	2	0	0
Overvotes	0			0	0	0	0	0
Undervotes	39			7	31	1	0	0
Contest Totals	123			30	90	3	0	0

Trustee, Place 9 Collin County Community College

Vote For 1

	TOTAL	VOTE %		Election Day	Early Voting	Ballot By Mail	Provision al Ballots	Limited Ballots
Andy Hardin	58	72.50%	<div><div></div></div>	17	40	1	0	0
Jacoby Stewart Sr.	22	27.50%	<div><div></div></div>	5	16	1	0	0
Total Votes Cast	80	100.00%	<div><div></div></div>	22	56	2	0	0
Overvotes	0			0	0	0	0	0
Undervotes	43			8	34	1	0	0
Contest Totals	123			30	90	3	0	0

Summary Results Report
May 1st, 2021 City/School General and Special
Elections
May 1st, 2021

Final Results
SOVC
Collin County

205

Statistics

	TOTAL	Election Day	Early Voting	Ballot By Mail	Provision al Ballots	Limited Ballots
Registered Voters - Total	23					
Ballots Cast - Total	10	2	8	0	0	0
Voter Turnout - Total	43.48%					

Mayor McKinney

Vote For 1

	TOTAL	VOTE %		Election Day	Early Voting	Ballot By Mail	Provision al Ballots	Limited Ballots
Jimmy R. Stewart	0	0.00%	<div><div></div></div>	0	0	0	0	0
George Fuller	8	80.00%	<div><div></div></div>	2	6	0	0	0
Tom Meredith	2	20.00%	<div><div></div></div>	0	2	0	0	0
Total Votes Cast	10	100.00%	<div><div></div></div>	2	8	0	0	0
Overvotes	0			0	0	0	0	0
Undervotes	0			0	0	0	0	0
Contest Totals	10			2	8	0	0	0

City Council At Large McKinney

Vote For 1

	TOTAL	VOTE %		Election Day	Early Voting	Ballot By Mail	Provision al Ballots	Limited Ballots
Brian J. Magnuson	2	20.00%	<div><div></div></div>	0	2	0	0	0
Charlie Philips	8	80.00%	<div><div></div></div>	2	6	0	0	0
Total Votes Cast	10	100.00%	<div><div></div></div>	2	8	0	0	0
Overvotes	0			0	0	0	0	0
Undervotes	0			0	0	0	0	0
Contest Totals	10			2	8	0	0	0

School District Board of Trustees, Place 2 McKinney District 2

Vote For 1

	TOTAL	VOTE %		Election Day	Early Voting	Ballot By Mail	Provision al Ballots	Limited Ballots
Philip Hassler	5	71.43%	<div><div></div></div>	0	5	0	0	0
Anthony Congine	2	28.57%	<div><div></div></div>	0	2	0	0	0
Total Votes Cast	7	100.00%	<div><div></div></div>	0	7	0	0	0
Overvotes	0			0	0	0	0	0
Undervotes	3			2	1	0	0	0
Contest Totals	10			2	8	0	0	0

Summary Results Report
May 1st, 2021 City/School General and Special
Elections
May 1st, 2021

Final Results
SOVC
Collin County

205

School District Board Of Trustees, Place 7 McKinney

Vote For 1

	TOTAL	VOTE %		Election Day	Early Voting	Ballot By Mail	Provision al Ballots	Limited Ballots
Serena Ashcroft	2	28.57%	<div><div></div></div>	0	2	0	0	0
Joy Booth	2	28.57%	<div><div></div></div>	0	2	0	0	0
Harvey Oaxaca	3	42.86%	<div><div></div></div>	0	3	0	0	0
J.B. Franze	0	0.00%	<div><div></div></div>	0	0	0	0	0
Total Votes Cast	7	100.00%	<div><div></div></div>	0	7	0	0	0
Overvotes	0			0	0	0	0	0
Undervotes	3			2	1	0	0	0
Contest Totals	10			2	8	0	0	0

Proposition A McKinney ISD

Vote For 1

	TOTAL	VOTE %		Election Day	Early Voting	Ballot By Mail	Provision al Ballots	Limited Ballots
For	5	55.56%	<div><div></div></div>	1	4	0	0	0
Against	4	44.44%	<div><div></div></div>	0	4	0	0	0
Total Votes Cast	9	100.00%	<div><div></div></div>	1	8	0	0	0
Overvotes	0			0	0	0	0	0
Undervotes	1			1	0	0	0	0
Contest Totals	10			2	8	0	0	0

Proposition B McKinney ISD

Vote For 1

	TOTAL	VOTE %		Election Day	Early Voting	Ballot By Mail	Provision al Ballots	Limited Ballots
For	5	55.56%	<div><div></div></div>	1	4	0	0	0
Against	4	44.44%	<div><div></div></div>	0	4	0	0	0
Total Votes Cast	9	100.00%	<div><div></div></div>	1	8	0	0	0
Overvotes	0			0	0	0	0	0
Undervotes	1			1	0	0	0	0
Contest Totals	10			2	8	0	0	0

Proposition C McKinney ISD

Vote For 1

	TOTAL	VOTE %		Election Day	Early Voting	Ballot By Mail	Provision al Ballots	Limited Ballots
For	6	60.00%	<div><div></div></div>	2	4	0	0	0
Against	4	40.00%	<div><div></div></div>	0	4	0	0	0
Total Votes Cast	10	100.00%	<div><div></div></div>	2	8	0	0	0
Overvotes	0			0	0	0	0	0
Undervotes	0			0	0	0	0	0
Contest Totals	10			2	8	0	0	0

Summary Results Report
May 1st, 2021 City/School General and Special
Elections
May 1st, 2021

Final Results
SOVC
Collin County

205

Proposition D McKinney ISD

Vote For 1

	TOTAL	VOTE %		Election Day	Early Voting	Ballot By Mail	Provision al Ballots	Limited Ballots
For	5	55.56%	<div><div></div></div>	1	4	0	0	0
Against	4	44.44%	<div><div></div></div>	0	4	0	0	0
Total Votes Cast	9	100.00%	<div><div></div></div>	1	8	0	0	0
Overvotes	0			0	0	0	0	0
Undervotes	1			1	0	0	0	0
Contest Totals	10			2	8	0	0	0

Trustee, Place 7 Collin County Community College

Vote For 1

	TOTAL	VOTE %		Election Day	Early Voting	Ballot By Mail	Provision al Ballots	Limited Ballots
Jim Orr	2	40.00%	<div><div></div></div>	0	2	0	0	0
Helen Chang	3	60.00%	<div><div></div></div>	0	3	0	0	0
Total Votes Cast	5	100.00%	<div><div></div></div>	0	5	0	0	0
Overvotes	0			0	0	0	0	0
Undervotes	5			2	3	0	0	0
Contest Totals	10			2	8	0	0	0

Trustee, Place 8 Collin County Community College

Vote For 1

	TOTAL	VOTE %		Election Day	Early Voting	Ballot By Mail	Provision al Ballots	Limited Ballots
Misty Irby	3	60.00%	<div><div></div></div>	0	3	0	0	0
Bob Collins	2	40.00%	<div><div></div></div>	0	2	0	0	0
Total Votes Cast	5	100.00%	<div><div></div></div>	0	5	0	0	0
Overvotes	0			0	0	0	0	0
Undervotes	5			2	3	0	0	0
Contest Totals	10			2	8	0	0	0

Trustee, Place 9 Collin County Community College

Vote For 1

	TOTAL	VOTE %		Election Day	Early Voting	Ballot By Mail	Provision al Ballots	Limited Ballots
Andy Hardin	4	80.00%	<div><div></div></div>	0	4	0	0	0
Jacoby Stewart Sr.	1	20.00%	<div><div></div></div>	0	1	0	0	0
Total Votes Cast	5	100.00%	<div><div></div></div>	0	5	0	0	0
Overvotes	0			0	0	0	0	0
Undervotes	5			2	3	0	0	0
Contest Totals	10			2	8	0	0	0

Summary Results Report
May 1st, 2021 City/School General and Special
Elections
May 1st, 2021

Final Results
SOVC
Collin County

206

Statistics

	TOTAL	Election Day	Early Voting	Ballot By Mail	Provisional Ballots	Limited Ballots
Registered Voters - Total	1,640					
Ballots Cast - Total	449	100	346	1	2	0
Voter Turnout - Total	27.38%					

Mayor McKinney

Vote For 1

	TOTAL	VOTE %		Election Day	Early Voting	Ballot By Mail	Provisional Ballots	Limited Ballots
Jimmy R. Stewart	7	1.58%	<div><div></div></div>	3	4	0	0	0
George Fuller	309	69.59%	<div><div></div></div>	72	235	1	1	0
Tom Meredith	128	28.83%	<div><div></div></div>	25	102	0	1	0
Total Votes Cast	444	100.00%	<div><div></div></div>	100	341	1	2	0
Overvotes	0			0	0	0	0	0
Undervotes	5			0	5	0	0	0
Contest Totals	449			100	346	1	2	0

City Council At Large McKinney

Vote For 1

	TOTAL	VOTE %		Election Day	Early Voting	Ballot By Mail	Provisional Ballots	Limited Ballots
Brian J. Magnuson	134	38.40%	<div><div></div></div>	35	98	0	1	0
Charlie Philips	215	61.60%	<div><div></div></div>	37	176	1	1	0
Total Votes Cast	349	100.00%	<div><div></div></div>	72	274	1	2	0
Overvotes	0			0	0	0	0	0
Undervotes	100			28	72	0	0	0
Contest Totals	449			100	346	1	2	0

School District Board Of Trustees, Place 7 McKinney

Vote For 1

	TOTAL	VOTE %		Election Day	Early Voting	Ballot By Mail	Provisional Ballots	Limited Ballots
Serena Ashcroft	108	28.50%	<div><div></div></div>	23	83	0	2	0
Joy Booth	97	25.59%	<div><div></div></div>	22	74	1	0	0
Harvey Oaxaca	164	43.27%	<div><div></div></div>	30	134	0	0	0
J.B. Franze	10	2.64%	<div><div></div></div>	4	6	0	0	0
Total Votes Cast	379	100.00%	<div><div></div></div>	79	297	1	2	0
Overvotes	0			0	0	0	0	0
Undervotes	70			21	49	0	0	0
Contest Totals	449			100	346	1	2	0

Summary Results Report
May 1st, 2021 City/School General and Special
Elections
May 1st, 2021

Final Results
SOVC
Collin County

206

Proposition A McKinney ISD

Vote For 1

	TOTAL	VOTE %		Election Day	Early Voting	Ballot By Mail	Provision al Ballots	Limited Ballots
For	323	77.64%	<div><div></div></div>	59	263	0	1	0
Against	93	22.36%	<div><div></div></div>	27	64	1	1	0
Total Votes Cast	416	100.00%	<div><div></div></div>	86	327	1	2	0
Overvotes	0			0	0	0	0	0
Undervotes	33			14	19	0	0	0
Contest Totals	449			100	346	1	2	0

Proposition B McKinney ISD

Vote For 1

	TOTAL	VOTE %		Election Day	Early Voting	Ballot By Mail	Provision al Ballots	Limited Ballots
For	290	68.40%	<div><div></div></div>	57	232	0	1	0
Against	134	31.60%	<div><div></div></div>	31	101	1	1	0
Total Votes Cast	424	100.00%	<div><div></div></div>	88	333	1	2	0
Overvotes	0			0	0	0	0	0
Undervotes	25			12	13	0	0	0
Contest Totals	449			100	346	1	2	0

Proposition C McKinney ISD

Vote For 1

	TOTAL	VOTE %		Election Day	Early Voting	Ballot By Mail	Provision al Ballots	Limited Ballots
For	297	69.72%	<div><div></div></div>	57	239	0	1	0
Against	129	30.28%	<div><div></div></div>	32	95	1	1	0
Total Votes Cast	426	100.00%	<div><div></div></div>	89	334	1	2	0
Overvotes	0			0	0	0	0	0
Undervotes	23			11	12	0	0	0
Contest Totals	449			100	346	1	2	0

Proposition D McKinney ISD

Vote For 1

	TOTAL	VOTE %		Election Day	Early Voting	Ballot By Mail	Provision al Ballots	Limited Ballots
For	297	69.72%	<div><div></div></div>	57	239	0	1	0
Against	129	30.28%	<div><div></div></div>	31	96	1	1	0
Total Votes Cast	426	100.00%	<div><div></div></div>	88	335	1	2	0
Overvotes	0			0	0	0	0	0
Undervotes	23			12	11	0	0	0
Contest Totals	449			100	346	1	2	0

Summary Results Report
May 1st, 2021 City/School General and Special
Elections
May 1st, 2021

Final Results
SOVC
Collin County

206

Trustee, Place 7 Collin County Community College

Vote For 1

	TOTAL	VOTE %		Election Day	Early Voting	Ballot By Mail	Provision al Ballots	Limited Ballots
Jim Orr	182	55.49%	<div><div></div></div>	39	141	1	1	0
Helen Chang	146	44.51%	<div><div></div></div>	30	115	0	1	0
Total Votes Cast	328	100.00%	<div><div></div></div>	69	256	1	2	0
Overvotes	0			0	0	0	0	0
Undervotes	121			31	90	0	0	0
Contest Totals	449			100	346	1	2	0

Trustee, Place 8 Collin County Community College

Vote For 1

	TOTAL	VOTE %		Election Day	Early Voting	Ballot By Mail	Provision al Ballots	Limited Ballots
Misty Irby	146	45.91%	<div><div></div></div>	30	115	0	1	0
Bob Collins	172	54.09%	<div><div></div></div>	39	131	1	1	0
Total Votes Cast	318	100.00%	<div><div></div></div>	69	246	1	2	0
Overvotes	0			0	0	0	0	0
Undervotes	131			31	100	0	0	0
Contest Totals	449			100	346	1	2	0

Trustee, Place 9 Collin County Community College

Vote For 1

	TOTAL	VOTE %		Election Day	Early Voting	Ballot By Mail	Provision al Ballots	Limited Ballots
Andy Hardin	218	70.55%	<div><div></div></div>	50	167	1	0	0
Jacoby Stewart Sr.	91	29.45%	<div><div></div></div>	16	73	0	2	0
Total Votes Cast	309	100.00%	<div><div></div></div>	66	240	1	2	0
Overvotes	0			0	0	0	0	0
Undervotes	140			34	106	0	0	0
Contest Totals	449			100	346	1	2	0

Summary Results Report
May 1st, 2021 City/School General and Special
Elections
May 1st, 2021

Final Results
SOVC
Collin County

207

Statistics

	TOTAL	Election Day	Early Voting	Ballot By Mail	Provisional Ballots	Limited Ballots
Registered Voters - Total	3,852					
Ballots Cast - Total	567	196	362	9	0	0
Voter Turnout - Total	14.72%					

Mayor McKinney

Vote For 1

	TOTAL	VOTE %		Election Day	Early Voting	Ballot By Mail	Provisional Ballots	Limited Ballots
Jimmy R. Stewart	9	1.61%	<div><div></div></div>	3	4	2	0	0
George Fuller	332	59.29%	<div><div></div></div>	94	232	6	0	0
Tom Meredith	219	39.11%	<div><div></div></div>	95	123	1	0	0
Total Votes Cast	560	100.00%	<div><div></div></div>	192	359	9	0	0
Overvotes	0			0	0	0	0	0
Undervotes	7			4	3	0	0	0
Contest Totals	567			196	362	9	0	0

Council Member, District No. 3 McKinney District 3

Vote For 1

	TOTAL	VOTE %		Election Day	Early Voting	Ballot By Mail	Provisional Ballots	Limited Ballots
Vicente Torres	246	50.83%	<div><div></div></div>	95	149	2	0	0
Gere' Feltus	238	49.17%	<div><div></div></div>	71	160	7	0	0
Total Votes Cast	484	100.00%	<div><div></div></div>	166	309	9	0	0
Overvotes	0			0	0	0	0	0
Undervotes	83			30	53	0	0	0
Contest Totals	567			196	362	9	0	0

City Council At Large McKinney

Vote For 1

	TOTAL	VOTE %		Election Day	Early Voting	Ballot By Mail	Provisional Ballots	Limited Ballots
Brian J. Magnuson	208	43.33%	<div><div></div></div>	79	128	1	0	0
Charlie Philips	272	56.67%	<div><div></div></div>	85	179	8	0	0
Total Votes Cast	480	100.00%	<div><div></div></div>	164	307	9	0	0
Overvotes	0			0	0	0	0	0
Undervotes	87			32	55	0	0	0
Contest Totals	567			196	362	9	0	0

School District Board of Trustees, Place 2 McKinney District 2

Vote For 1

	TOTAL	VOTE %		Election Day	Early Voting	Ballot By Mail	Provisional Ballots	Limited Ballots
Philip Hassler	0			0	0	0	0	0
Anthony Congine	0			0	0	0	0	0
Total Votes Cast	0			0	0	0	0	0
Overvotes	0			0	0	0	0	0
Undervotes	0			0	0	0	0	0
Contest Totals	0			0	0	0	0	0

Summary Results Report
May 1st, 2021 City/School General and Special
Elections
May 1st, 2021

Final Results
SOVC
Collin County

207

School District Board Of Trustees, Place 7 McKinney

Vote For 1

	TOTAL	VOTE %	Election Day	Early Voting	Ballot By Mail	Provision al Ballots	Limited Ballots
Serena Ashcroft	0		0	0	0	0	0
Joy Booth	0		0	0	0	0	0
Harvey Oaxaca	0		0	0	0	0	0
J.B. Franze	0		0	0	0	0	0
Total Votes Cast	0		0	0	0	0	0
Overvotes	0		0	0	0	0	0
Undervotes	0		0	0	0	0	0
Contest Totals	0		0	0	0	0	0

Proposition A McKinney ISD

Vote For 1

	TOTAL	VOTE %	Election Day	Early Voting	Ballot By Mail	Provision al Ballots	Limited Ballots
For	0		0	0	0	0	0
Against	0		0	0	0	0	0
Total Votes Cast	0		0	0	0	0	0
Overvotes	0		0	0	0	0	0
Undervotes	0		0	0	0	0	0
Contest Totals	0		0	0	0	0	0

Proposition B McKinney ISD

Vote For 1

	TOTAL	VOTE %	Election Day	Early Voting	Ballot By Mail	Provision al Ballots	Limited Ballots
For	0		0	0	0	0	0
Against	0		0	0	0	0	0
Total Votes Cast	0		0	0	0	0	0
Overvotes	0		0	0	0	0	0
Undervotes	0		0	0	0	0	0
Contest Totals	0		0	0	0	0	0

Proposition C McKinney ISD

Vote For 1

	TOTAL	VOTE %	Election Day	Early Voting	Ballot By Mail	Provision al Ballots	Limited Ballots
For	0		0	0	0	0	0
Against	0		0	0	0	0	0
Total Votes Cast	0		0	0	0	0	0
Overvotes	0		0	0	0	0	0
Undervotes	0		0	0	0	0	0
Contest Totals	0		0	0	0	0	0

Summary Results Report
May 1st, 2021 City/School General and Special
Elections
May 1st, 2021

Final Results
SOVC
Collin County

207







Proposition D McKinney ISD

Vote For 1

	TOTAL	VOTE %	Election Day	Early Voting	Ballot By Mail	Provision al Ballots	Limited Ballots
For	0		0	0	0	0	0
Against	0		0	0	0	0	0
Total Votes Cast	0		0	0	0	0	0
Overvotes	0		0	0	0	0	0
Undervotes	0		0	0	0	0	0
Contest Totals	0		0	0	0	0	0




Trustee, Place 4 Prosper

Vote For 1

	TOTAL	VOTE %	Election Day	Early Voting	Ballot By Mail	Provision al Ballots	Limited Ballots
Bettye H. Okae	70	17.41% 	21	49	0	0	0
Chianna Rodgers	61	15.17% 	23	36	2	0	0
Pat Cochrane	100	24.88% 	33	66	1	0	0
Alexander E. Cornwallis	27	6.72% 	13	14	0	0	0
Bill Beavers	144	35.82% 	52	90	2	0	0
Total Votes Cast	402	100.00% 	142	255	5	0	0
Overvotes	0		0	0	0	0	0
Undervotes	165		54	107	4	0	0
Contest Totals	567		196	362	9	0	0




Trustee, Place 7 Prosper

Vote For 1

	TOTAL	VOTE %	Election Day	Early Voting	Ballot By Mail	Provision al Ballots	Limited Ballots
Drew Wilborn	209	53.18% 	72	135	2	0	0
Kristin Meier	184	46.82% 	64	117	3	0	0
Total Votes Cast	393	100.00% 	136	252	5	0	0
Overvotes	0		0	0	0	0	0
Undervotes	174		60	110	4	0	0
Contest Totals	567		196	362	9	0	0

Trustee, Place 7 Collin County Community College

Vote For 1

	TOTAL	VOTE %	Election Day	Early Voting	Ballot By Mail	Provision al Ballots	Limited Ballots
Jim Orr	242	56.67% 	87	153	2	0	0
Helen Chang	185	43.33% 	67	111	7	0	0
Total Votes Cast	427	100.00% 	154	264	9	0	0
Overvotes	0		0	0	0	0	0
Undervotes	140		42	98	0	0	0
Contest Totals	567		196	362	9	0	0

Summary Results Report
May 1st, 2021 City/School General and Special
Elections
May 1st, 2021

Final Results
SOVC
Collin County

207

Trustee, Place 8 Collin County Community College

Vote For 1

	TOTAL	VOTE %		Election Day	Early Voting	Ballot By Mail	Provision al Ballots	Limited Ballots
Misty Irby	179	44.31%	<div><div></div></div>	60	115	4	0	0
Bob Collins	225	55.69%	<div><div></div></div>	86	135	4	0	0
Total Votes Cast	404	100.00%	<div><div></div></div>	146	250	8	0	0
Overvotes	0			0	0	0	0	0
Undervotes	163			50	112	1	0	0
Contest Totals	567			196	362	9	0	0

Trustee, Place 9 Collin County Community College

Vote For 1

	TOTAL	VOTE %		Election Day	Early Voting	Ballot By Mail	Provision al Ballots	Limited Ballots
Andy Hardin	272	68.69%	<div><div></div></div>	95	175	2	0	0
Jacoby Stewart Sr.	124	31.31%	<div><div></div></div>	45	73	6	0	0
Total Votes Cast	396	100.00%	<div><div></div></div>	140	248	8	0	0
Overvotes	0			0	0	0	0	0
Undervotes	171			56	114	1	0	0
Contest Totals	567			196	362	9	0	0

Summary Results Report
May 1st, 2021 City/School General and Special
Elections
May 1st, 2021

Final Results
SOVC
Collin County

208

Statistics

	TOTAL	Election Day	Early Voting	Ballot By Mail	Provisional Ballots	Limited Ballots
Registered Voters - Total	2,536					
Ballots Cast - Total	421	137	273	11	0	0
Voter Turnout - Total	16.60%					

Mayor McKinney

Vote For 1

	TOTAL	VOTE %		Election Day	Early Voting	Ballot By Mail	Provisional Ballots	Limited Ballots
Jimmy R. Stewart	8	2.16%	<div><div></div></div>	4	4	0	0	0
George Fuller	232	62.53%	<div><div></div></div>	54	170	8	0	0
Tom Meredith	131	35.31%	<div><div></div></div>	60	70	1	0	0
Total Votes Cast	371	100.00%	<div><div></div></div>	118	244	9	0	0
Overvotes	0			0	0	0	0	0
Undervotes	3			1	2	0	0	0
Contest Totals	374			119	246	9	0	0

Council Member, District No. 3 McKinney District 3

Vote For 1

	TOTAL	VOTE %		Election Day	Early Voting	Ballot By Mail	Provisional Ballots	Limited Ballots
Vicente Torres	82	47.67%	<div><div></div></div>	45	37	0	0	0
Gere' Feltus	90	52.33%	<div><div></div></div>	14	70	6	0	0
Total Votes Cast	172	100.00%	<div><div></div></div>	59	107	6	0	0
Overvotes	0			0	0	0	0	0
Undervotes	17			7	10	0	0	0
Contest Totals	189			66	117	6	0	0

City Council At Large McKinney

Vote For 1

	TOTAL	VOTE %		Election Day	Early Voting	Ballot By Mail	Provisional Ballots	Limited Ballots
Brian J. Magnuson	151	45.21%	<div><div></div></div>	64	85	2	0	0
Charlie Philips	183	54.79%	<div><div></div></div>	42	134	7	0	0
Total Votes Cast	334	100.00%	<div><div></div></div>	106	219	9	0	0
Overvotes	0			0	0	0	0	0
Undervotes	40			13	27	0	0	0
Contest Totals	374			119	246	9	0	0

School District Board of Trustees, Place 2 McKinney District 2

Vote For 1

	TOTAL	VOTE %		Election Day	Early Voting	Ballot By Mail	Provisional Ballots	Limited Ballots
Philip Hassler	4	28.57%	<div><div></div></div>	2	2	0	0	0
Anthony Congine	10	71.43%	<div><div></div></div>	4	6	0	0	0
Total Votes Cast	14	100.00%	<div><div></div></div>	6	8	0	0	0
Overvotes	0			0	0	0	0	0
Undervotes	8			3	5	0	0	0
Contest Totals	22			9	13	0	0	0

Summary Results Report
May 1st, 2021 City/School General and Special
Elections
May 1st, 2021

Final Results
SOVC
Collin County

208

School District Board Of Trustees, Place 7 McKinney

Vote For 1

	TOTAL	VOTE %		Election Day	Early Voting	Ballot By Mail	Provision al Ballots	Limited Ballots
Serena Ashcroft	15	39.47%	<div><div></div></div>	5	10	0	0	0
Joy Booth	14	36.84%	<div><div></div></div>	3	11	0	0	0
Harvey Oaxaca	7	18.42%	<div><div></div></div>	0	7	0	0	0
J.B. Franze	2	5.26%	<div><div></div></div>	0	0	2	0	0
Total Votes Cast	38	100.00%	<div><div></div></div>	8	28	2	0	0
Overvotes	0			0	0	0	0	0
Undervotes	5			2	3	0	0	0
Contest Totals	43			10	31	2	0	0

Proposition A McKinney ISD

Vote For 1

	TOTAL	VOTE %		Election Day	Early Voting	Ballot By Mail	Provision al Ballots	Limited Ballots
For	29	70.73%	<div><div></div></div>	6	23	0	0	0
Against	12	29.27%	<div><div></div></div>	4	6	2	0	0
Total Votes Cast	41	100.00%	<div><div></div></div>	10	29	2	0	0
Overvotes	0			0	0	0	0	0
Undervotes	2			0	2	0	0	0
Contest Totals	43			10	31	2	0	0

Proposition B McKinney ISD

Vote For 1

	TOTAL	VOTE %		Election Day	Early Voting	Ballot By Mail	Provision al Ballots	Limited Ballots
For	26	61.90%	<div><div></div></div>	6	19	1	0	0
Against	16	38.10%	<div><div></div></div>	4	11	1	0	0
Total Votes Cast	42	100.00%	<div><div></div></div>	10	30	2	0	0
Overvotes	0			0	0	0	0	0
Undervotes	1			0	1	0	0	0
Contest Totals	43			10	31	2	0	0

Proposition C McKinney ISD

Vote For 1

	TOTAL	VOTE %		Election Day	Early Voting	Ballot By Mail	Provision al Ballots	Limited Ballots
For	19	45.24%	<div><div></div></div>	3	16	0	0	0
Against	23	54.76%	<div><div></div></div>	7	14	2	0	0
Total Votes Cast	42	100.00%	<div><div></div></div>	10	30	2	0	0
Overvotes	0			0	0	0	0	0
Undervotes	1			0	1	0	0	0
Contest Totals	43			10	31	2	0	0

Summary Results Report
May 1st, 2021 City/School General and Special
Elections
May 1st, 2021

Final Results
SOVC
Collin County

208

Proposition D McKinney ISD

Vote For 1

	TOTAL	VOTE %		Election Day	Early Voting	Ballot By Mail	Provision al Ballots	Limited Ballots
For	18	42.86%	<div><div></div></div>	3	15	0	0	0
Against	24	57.14%	<div><div></div></div>	7	15	2	0	0
Total Votes Cast	42	100.00%	<div><div></div></div>	10	30	2	0	0
Overvotes	0			0	0	0	0	0
Undervotes	1			0	1	0	0	0
Contest Totals	43			10	31	2	0	0

Trustee, Place 4 Prosper

Vote For 1

	TOTAL	VOTE %		Election Day	Early Voting	Ballot By Mail	Provision al Ballots	Limited Ballots
Bettye H. Okae	39	15.73%	<div><div></div></div>	8	29	2	0	0
Chianna Rodgers	36	14.52%	<div><div></div></div>	10	25	1	0	0
Pat Cochrane	72	29.03%	<div><div></div></div>	34	36	2	0	0
Alexander E. Cornwallis	19	7.66%	<div><div></div></div>	5	14	0	0	0
Bill Beavers	82	33.06%	<div><div></div></div>	23	57	2	0	0
Total Votes Cast	248	100.00%	<div><div></div></div>	80	161	7	0	0
Overvotes	0			0	0	0	0	0
Undervotes	130			47	81	2	0	0
Contest Totals	378			127	242	9	0	0

Trustee, Place 7 Prosper

Vote For 1

	TOTAL	VOTE %		Election Day	Early Voting	Ballot By Mail	Provision al Ballots	Limited Ballots
Drew Wilborn	130	53.28%	<div><div></div></div>	46	83	1	0	0
Kristin Meier	114	46.72%	<div><div></div></div>	37	71	6	0	0
Total Votes Cast	244	100.00%	<div><div></div></div>	83	154	7	0	0
Overvotes	0			0	0	0	0	0
Undervotes	134			44	88	2	0	0
Contest Totals	378			127	242	9	0	0

Trustee, Place 7 Collin County Community College

Vote For 1

	TOTAL	VOTE %		Election Day	Early Voting	Ballot By Mail	Provision al Ballots	Limited Ballots
Jim Orr	188	59.87%	<div><div></div></div>	68	116	4	0	0
Helen Chang	126	40.13%	<div><div></div></div>	36	83	7	0	0
Total Votes Cast	314	100.00%	<div><div></div></div>	104	199	11	0	0
Overvotes	0			0	0	0	0	0
Undervotes	107			33	74	0	0	0
Contest Totals	421			137	273	11	0	0

Summary Results Report
May 1st, 2021 City/School General and Special
Elections
May 1st, 2021

Final Results
SOVC
Collin County

208

Trustee, Place 8 Collin County Community College

Vote For 1

	TOTAL	VOTE %		Election Day	Early Voting	Ballot By Mail	Provision al Ballots	Limited Ballots
Misty Irby	128	43.24%	<div><div></div></div>	36	86	6	0	0
Bob Collins	168	56.76%	<div><div></div></div>	67	96	5	0	0
Total Votes Cast	296	100.00%	<div><div></div></div>	103	182	11	0	0
Overvotes	0			0	0	0	0	0
Undervotes	125			34	91	0	0	0
Contest Totals	421			137	273	11	0	0

Trustee, Place 9 Collin County Community College

Vote For 1

	TOTAL	VOTE %		Election Day	Early Voting	Ballot By Mail	Provision al Ballots	Limited Ballots
Andy Hardin	198	67.58%	<div><div></div></div>	69	124	5	0	0
Jacoby Stewart Sr.	95	32.42%	<div><div></div></div>	30	59	6	0	0
Total Votes Cast	293	100.00%	<div><div></div></div>	99	183	11	0	0
Overvotes	0			0	0	0	0	0
Undervotes	128			38	90	0	0	0
Contest Totals	421			137	273	11	0	0

Summary Results Report
May 1st, 2021 City/School General and Special
Elections
May 1st, 2021

Final Results
SOVC
Collin County

209

Statistics

	TOTAL	Election Day	Early Voting	Ballot By Mail	Provision al Ballots	Limited Ballots
Registered Voters - Total	903					
Ballots Cast - Total	76	34	40	2	0	0
Voter Turnout - Total	8.42%					

Mayor McKinney

Vote For 1

	TOTAL	VOTE %		Election Day	Early Voting	Ballot By Mail	Provision al Ballots	Limited Ballots
Jimmy R. Stewart	1	1.33%	<div><div></div></div>	0	1	0	0	0
George Fuller	55	73.33%	<div><div></div></div>	24	29	2	0	0
Tom Meredith	19	25.33%	<div><div></div></div>	10	9	0	0	0
Total Votes Cast	75	100.00%	<div><div></div></div>	34	39	2	0	0
Overvotes	0			0	0	0	0	0
Undervotes	1			0	1	0	0	0
Contest Totals	76			34	40	2	0	0

City Council At Large McKinney

Vote For 1

	TOTAL	VOTE %		Election Day	Early Voting	Ballot By Mail	Provision al Ballots	Limited Ballots
Brian J. Magnuson	23	34.85%	<div><div></div></div>	13	10	0	0	0
Charlie Philips	43	65.15%	<div><div></div></div>	18	23	2	0	0
Total Votes Cast	66	100.00%	<div><div></div></div>	31	33	2	0	0
Overvotes	0			0	0	0	0	0
Undervotes	10			3	7	0	0	0
Contest Totals	76			34	40	2	0	0

Trustee, Place 4 Prosper

Vote For 1

	TOTAL	VOTE %		Election Day	Early Voting	Ballot By Mail	Provision al Ballots	Limited Ballots
Bettye H. Okae	7	10.77%	<div><div></div></div>	4	3	0	0	0
Chianna Rodgers	14	21.54%	<div><div></div></div>	4	10	0	0	0
Pat Cochrane	11	16.92%	<div><div></div></div>	7	4	0	0	0
Alexander E. Cornwallis	2	3.08%	<div><div></div></div>	1	1	0	0	0
Bill Beavers	31	47.69%	<div><div></div></div>	15	16	0	0	0
Total Votes Cast	65	100.00%	<div><div></div></div>	31	34	0	0	0
Overvotes	0			0	0	0	0	0
Undervotes	11			3	6	2	0	0
Contest Totals	76			34	40	2	0	0

Summary Results Report
May 1st, 2021 City/School General and Special
Elections
May 1st, 2021

Final Results
SOVC
Collin County

209

Trustee, Place 7 Prosper

Vote For 1

	TOTAL	VOTE %		Election Day	Early Voting	Ballot By Mail	Provision al Ballots	Limited Ballots
Drew Wilborn	43	70.49%	<div><div></div></div>	21	22	0	0	0
Kristin Meier	18	29.51%	<div><div></div></div>	8	10	0	0	0
Total Votes Cast	61	100.00%	<div><div></div></div>	29	32	0	0	0
Overvotes	0			0	0	0	0	0
Undervotes	15			5	8	2	0	0
Contest Totals	76			34	40	2	0	0

Trustee, Place 7 Collin County Community College

Vote For 1

	TOTAL	VOTE %		Election Day	Early Voting	Ballot By Mail	Provision al Ballots	Limited Ballots
Jim Orr	32	47.76%	<div><div></div></div>	17	15	0	0	0
Helen Chang	35	52.24%	<div><div></div></div>	15	20	0	0	0
Total Votes Cast	67	100.00%	<div><div></div></div>	32	35	0	0	0
Overvotes	0			0	0	0	0	0
Undervotes	9			2	5	2	0	0
Contest Totals	76			34	40	2	0	0

Trustee, Place 8 Collin County Community College

Vote For 1

	TOTAL	VOTE %		Election Day	Early Voting	Ballot By Mail	Provision al Ballots	Limited Ballots
Misty Irby	32	50.79%	<div><div></div></div>	14	18	0	0	0
Bob Collins	31	49.21%	<div><div></div></div>	17	14	0	0	0
Total Votes Cast	63	100.00%	<div><div></div></div>	31	32	0	0	0
Overvotes	0			0	0	0	0	0
Undervotes	13			3	8	2	0	0
Contest Totals	76			34	40	2	0	0

Trustee, Place 9 Collin County Community College

Vote For 1

	TOTAL	VOTE %		Election Day	Early Voting	Ballot By Mail	Provision al Ballots	Limited Ballots
Andy Hardin	40	64.52%	<div><div></div></div>	22	18	0	0	0
Jacoby Stewart Sr.	22	35.48%	<div><div></div></div>	8	14	0	0	0
Total Votes Cast	62	100.00%	<div><div></div></div>	30	32	0	0	0
Overvotes	0			0	0	0	0	0
Undervotes	14			4	8	2	0	0
Contest Totals	76			34	40	2	0	0

Summary Results Report
May 1st, 2021 City/School General and Special
Elections
May 1st, 2021

Final Results
SOVC
Collin County

210

Statistics

	TOTAL	Election Day	Early Voting	Ballot By Mail	Provisional Ballots	Limited Ballots
Registered Voters - Total	1,581					
Ballots Cast - Total	81	32	48	1	0	0
Voter Turnout - Total	5.12%					

Trustee, Place 1 Plano

Vote For 1

	TOTAL	VOTE %		Election Day	Early Voting	Ballot By Mail	Provisional Ballots	Limited Ballots
Lauren Tyra	55	74.32%	<div><div></div></div>	21	34	0	0	0
Shafik Ben Guesmia	3	4.05%	<div><div></div></div>	0	2	1	0	0
Semida Voicu	16	21.62%	<div><div></div></div>	8	8	0	0	0
Total Votes Cast	74	100.00%	<div><div></div></div>	29	44	1	0	0
Overvotes	0			0	0	0	0	0
Undervotes	7			3	4	0	0	0
Contest Totals	81			32	48	1	0	0

Trustee, Place 2 Plano

Vote For 1

	TOTAL	VOTE %		Election Day	Early Voting	Ballot By Mail	Provisional Ballots	Limited Ballots
Dayna Oscherwitz	32	43.24%	<div><div></div></div>	6	26	0	0	0
Ajkwaga Felli	7	9.46%	<div><div></div></div>	3	4	0	0	0
Angela Powell	35	47.30%	<div><div></div></div>	20	14	1	0	0
Total Votes Cast	74	100.00%	<div><div></div></div>	29	44	1	0	0
Overvotes	0			0	0	0	0	0
Undervotes	7			3	4	0	0	0
Contest Totals	81			32	48	1	0	0

Trustee, Place 3 Plano

Vote For 1

	TOTAL	VOTE %		Election Day	Early Voting	Ballot By Mail	Provisional Ballots	Limited Ballots
Nancy C. Humphrey	61	81.33%	<div><div></div></div>	22	38	1	0	0
Lynn Walling	14	18.67%	<div><div></div></div>	7	7	0	0	0
Total Votes Cast	75	100.00%	<div><div></div></div>	29	45	1	0	0
Overvotes	0			0	0	0	0	0
Undervotes	6			3	3	0	0	0
Contest Totals	81			32	48	1	0	0

Trustee, Place 6 Plano

Vote For 1

	TOTAL	VOTE %		Election Day	Early Voting	Ballot By Mail	Provisional Ballots	Limited Ballots
Marilyn Loughray	23	31.94%	<div><div></div></div>	11	12	0	0	0
Jeri Chambers	49	68.06%	<div><div></div></div>	17	31	1	0	0
Total Votes Cast	72	100.00%	<div><div></div></div>	28	43	1	0	0
Overvotes	0			0	0	0	0	0
Undervotes	9			4	5	0	0	0
Contest Totals	81			32	48	1	0	0

Summary Results Report
May 1st, 2021 City/School General and Special
Elections
May 1st, 2021

Final Results
SOVC
Collin County

210

Trustee, Place 7 Collin County Community College

Vote For 1

	TOTAL	VOTE %		Election Day	Early Voting	Ballot By Mail	Provision al Ballots	Limited Ballots
Jim Orr	27	35.06%	<div><div></div></div>	16	11	0	0	0
Helen Chang	50	64.94%	<div><div></div></div>	13	36	1	0	0
Total Votes Cast	77	100.00%	<div><div></div></div>	29	47	1	0	0
Overvotes	0			0	0	0	0	0
Undervotes	4			3	1	0	0	0
Contest Totals	81			32	48	1	0	0

Trustee, Place 8 Collin County Community College

Vote For 1

	TOTAL	VOTE %		Election Day	Early Voting	Ballot By Mail	Provision al Ballots	Limited Ballots
Misty Irby	45	60.81%	<div><div></div></div>	9	35	1	0	0
Bob Collins	29	39.19%	<div><div></div></div>	19	10	0	0	0
Total Votes Cast	74	100.00%	<div><div></div></div>	28	45	1	0	0
Overvotes	0			0	0	0	0	0
Undervotes	7			4	3	0	0	0
Contest Totals	81			32	48	1	0	0

Trustee, Place 9 Collin County Community College

Vote For 1

	TOTAL	VOTE %		Election Day	Early Voting	Ballot By Mail	Provision al Ballots	Limited Ballots
Andy Hardin	35	47.30%	<div><div></div></div>	17	17	1	0	0
Jacoby Stewart Sr.	39	52.70%	<div><div></div></div>	11	28	0	0	0
Total Votes Cast	74	100.00%	<div><div></div></div>	28	45	1	0	0
Overvotes	0			0	0	0	0	0
Undervotes	7			4	3	0	0	0
Contest Totals	81			32	48	1	0	0

Summary Results Report
May 1st, 2021 City/School General and Special
Elections
May 1st, 2021

Final Results
SOVC
Collin County

211

Statistics

	TOTAL	Election Day	Early Voting	Ballot By Mail	Provisional Ballots	Limited Ballots
Registered Voters - Total	3,107					
Ballots Cast - Total	467	138	312	17	0	0
Voter Turnout - Total	15.03%					

Mayor McKinney

Vote For 1

	TOTAL	VOTE %		Election Day	Early Voting	Ballot By Mail	Provisional Ballots	Limited Ballots
Jimmy R. Stewart	4	0.86%	<div><div></div></div>	2	2	0	0	0
George Fuller	304	65.66%	<div><div></div></div>	93	198	13	0	0
Tom Meredith	155	33.48%	<div><div></div></div>	43	108	4	0	0
Total Votes Cast	463	100.00%	<div><div></div></div>	138	308	17	0	0
Overvotes	0			0	0	0	0	0
Undervotes	4			0	4	0	0	0
Contest Totals	467			138	312	17	0	0

City Council At Large McKinney

Vote For 1

	TOTAL	VOTE %		Election Day	Early Voting	Ballot By Mail	Provisional Ballots	Limited Ballots
Brian J. Magnuson	176	43.78%	<div><div></div></div>	46	126	4	0	0
Charlie Philips	226	56.22%	<div><div></div></div>	67	146	13	0	0
Total Votes Cast	402	100.00%	<div><div></div></div>	113	272	17	0	0
Overvotes	0			0	0	0	0	0
Undervotes	65			25	40	0	0	0
Contest Totals	467			138	312	17	0	0

Trustee, Place 6 Frisco

Vote For 1

	TOTAL	VOTE %		Election Day	Early Voting	Ballot By Mail	Provisional Ballots	Limited Ballots
John Classe	305	100.00%	<div><div></div></div>	80	216	9	0	0
Total Votes Cast	305	100.00%	<div><div></div></div>	80	216	9	0	0
Overvotes	0			0	0	0	0	0
Undervotes	161			58	95	8	0	0
Contest Totals	466			138	311	17	0	0

Trustee, Place 7 Frisco

Vote For 1

	TOTAL	VOTE %		Election Day	Early Voting	Ballot By Mail	Provisional Ballots	Limited Ballots
Evelyn Brooks	137	39.83%	<div><div></div></div>	36	97	4	0	0
René Archambault	207	60.17%	<div><div></div></div>	58	144	5	0	0
Total Votes Cast	344	100.00%	<div><div></div></div>	94	241	9	0	0
Overvotes	0			0	0	0	0	0
Undervotes	122			44	70	8	0	0
Contest Totals	466			138	311	17	0	0

Summary Results Report
May 1st, 2021 City/School General and Special
Elections
May 1st, 2021

Final Results
SOVC
Collin County

211

School District Board Of Trustees, Place 7 McKinney

Vote For 1

	TOTAL	VOTE %		Election Day	Early Voting	Ballot By Mail	Provision al Ballots	Limited Ballots
Serena Ashcroft	0	0.00%		0	0	0	0	0
Joy Booth	0	0.00%		0	0	0	0	0
Harvey Oaxaca	1	100.00%		0	1	0	0	0
J.B. Franze	0	0.00%		0	0	0	0	0
Total Votes Cast	1	100.00%		0	1	0	0	0
Overvotes	0			0	0	0	0	0
Undervotes	0			0	0	0	0	0
Contest Totals	1			0	1	0	0	0

Proposition A McKinney ISD

Vote For 1

	TOTAL	VOTE %		Election Day	Early Voting	Ballot By Mail	Provision al Ballots	Limited Ballots
For	1	100.00%		0	1	0	0	0
Against	0	0.00%		0	0	0	0	0
Total Votes Cast	1	100.00%		0	1	0	0	0
Overvotes	0			0	0	0	0	0
Undervotes	0			0	0	0	0	0
Contest Totals	1			0	1	0	0	0

Proposition B McKinney ISD

Vote For 1

	TOTAL	VOTE %		Election Day	Early Voting	Ballot By Mail	Provision al Ballots	Limited Ballots
For	1	100.00%		0	1	0	0	0
Against	0	0.00%		0	0	0	0	0
Total Votes Cast	1	100.00%		0	1	0	0	0
Overvotes	0			0	0	0	0	0
Undervotes	0			0	0	0	0	0
Contest Totals	1			0	1	0	0	0

Proposition C McKinney ISD

Vote For 1

	TOTAL	VOTE %		Election Day	Early Voting	Ballot By Mail	Provision al Ballots	Limited Ballots
For	1	100.00%		0	1	0	0	0
Against	0	0.00%		0	0	0	0	0
Total Votes Cast	1	100.00%		0	1	0	0	0
Overvotes	0			0	0	0	0	0
Undervotes	0			0	0	0	0	0
Contest Totals	1			0	1	0	0	0

Summary Results Report
May 1st, 2021 City/School General and Special
Elections
May 1st, 2021

Final Results
SOVC
Collin County

211

Proposition D McKinney ISD

Vote For 1

	TOTAL	VOTE %		Election Day	Early Voting	Ballot By Mail	Provisional Ballots	Limited Ballots
For	1	100.00%	<div><div></div></div>	0	1	0	0	0
Against	0	0.00%	<div><div></div></div>	0	0	0	0	0
Total Votes Cast	1	100.00%	<div><div></div></div>	0	1	0	0	0
Overvotes	0			0	0	0	0	0
Undervotes	0			0	0	0	0	0
Contest Totals	1			0	1	0	0	0

Trustee, Place 7 Collin County Community College

Vote For 1

	TOTAL	VOTE %		Election Day	Early Voting	Ballot By Mail	Provisional Ballots	Limited Ballots
Jim Orr	208	56.68%	<div><div></div></div>	56	145	7	0	0
Helen Chang	159	43.32%	<div><div></div></div>	49	104	6	0	0
Total Votes Cast	367	100.00%	<div><div></div></div>	105	249	13	0	0
Overvotes	0			0	0	0	0	0
Undervotes	100			33	63	4	0	0
Contest Totals	467			138	312	17	0	0

Trustee, Place 8 Collin County Community College

Vote For 1

	TOTAL	VOTE %		Election Day	Early Voting	Ballot By Mail	Provisional Ballots	Limited Ballots
Misty Irby	169	46.94%	<div><div></div></div>	55	106	8	0	0
Bob Collins	191	53.06%	<div><div></div></div>	45	139	7	0	0
Total Votes Cast	360	100.00%	<div><div></div></div>	100	245	15	0	0
Overvotes	0			0	0	0	0	0
Undervotes	107			38	67	2	0	0
Contest Totals	467			138	312	17	0	0

Trustee, Place 9 Collin County Community College

Vote For 1

	TOTAL	VOTE %		Election Day	Early Voting	Ballot By Mail	Provisional Ballots	Limited Ballots
Andy Hardin	256	72.93%	<div><div></div></div>	69	180	7	0	0
Jacoby Stewart Sr.	95	27.07%	<div><div></div></div>	27	62	6	0	0
Total Votes Cast	351	100.00%	<div><div></div></div>	96	242	13	0	0
Overvotes	0			0	0	0	0	0
Undervotes	116			42	70	4	0	0
Contest Totals	467			138	312	17	0	0

Summary Results Report
May 1st, 2021 City/School General and Special
Elections
May 1st, 2021

Final Results
SOVC
Collin County

212

Statistics

	TOTAL	Election Day	Early Voting	Ballot By Mail	Provision al Ballots	Limited Ballots
Registered Voters - Total	4,516					
Ballots Cast - Total	502	185	315	2	0	0
Voter Turnout - Total	11.12%					

City Council, Place 1 Frisco

Vote For 1

	TOTAL	VOTE %		Election Day	Early Voting	Ballot By Mail	Provision al Ballots	Limited Ballots
John Keating	314	73.71%	<div><div></div></div>	131	183	0	0	0
JP Schade	112	26.29%	<div><div></div></div>	32	78	2	0	0
Total Votes Cast	426	100.00%	<div><div></div></div>	163	261	2	0	0
Overvotes	0			0	0	0	0	0
Undervotes	76			22	54	0	0	0
Contest Totals	502			185	315	2	0	0

City Council, Place 3 Frisco

Vote For 1

	TOTAL	VOTE %		Election Day	Early Voting	Ballot By Mail	Provision al Ballots	Limited Ballots
Sai Krishna	192	38.40%	<div><div></div></div>	76	115	1	0	0
Angelia Pelham	129	25.80%	<div><div></div></div>	52	77	0	0	0
Jennifer White	107	21.40%	<div><div></div></div>	38	68	1	0	0
Karen Cunningham	72	14.40%	<div><div></div></div>	18	54	0	0	0
Total Votes Cast	500	100.00%	<div><div></div></div>	184	314	2	0	0
Overvotes	0			0	0	0	0	0
Undervotes	2			1	1	0	0	0
Contest Totals	502			185	315	2	0	0

Trustee, Place 6 Frisco

Vote For 1

	TOTAL	VOTE %		Election Day	Early Voting	Ballot By Mail	Provision al Ballots	Limited Ballots
John Classe	313	100.00%	<div><div></div></div>	124	189	0	0	0
Total Votes Cast	313	100.00%	<div><div></div></div>	124	189	0	0	0
Overvotes	0			0	0	0	0	0
Undervotes	189			61	126	2	0	0
Contest Totals	502			185	315	2	0	0

Trustee, Place 7 Frisco

Vote For 1

	TOTAL	VOTE %		Election Day	Early Voting	Ballot By Mail	Provision al Ballots	Limited Ballots
Evelyn Brooks	197	44.77%	<div><div></div></div>	77	119	1	0	0
René Archambault	243	55.23%	<div><div></div></div>	89	153	1	0	0
Total Votes Cast	440	100.00%	<div><div></div></div>	166	272	2	0	0
Overvotes	0			0	0	0	0	0
Undervotes	62			19	43	0	0	0
Contest Totals	502			185	315	2	0	0

Summary Results Report
May 1st, 2021 City/School General and Special
Elections
May 1st, 2021

Final Results
SOVC
Collin County

212

Trustee, Place 7 Collin County Community College

Vote For 1

	TOTAL	VOTE %		Election Day	Early Voting	Ballot By Mail	Provision al Ballots	Limited Ballots
Jim Orr	192	49.10%	<div><div></div></div>	72	120	0	0	0
Helen Chang	199	50.90%	<div><div></div></div>	73	124	2	0	0
Total Votes Cast	391	100.00%	<div><div></div></div>	145	244	2	0	0
Overvotes	0			0	0	0	0	0
Undervotes	111			40	71	0	0	0
Contest Totals	502			185	315	2	0	0

Trustee, Place 8 Collin County Community College

Vote For 1

	TOTAL	VOTE %		Election Day	Early Voting	Ballot By Mail	Provision al Ballots	Limited Ballots
Misty Irby	183	47.41%	<div><div></div></div>	55	127	1	0	0
Bob Collins	203	52.59%	<div><div></div></div>	85	117	1	0	0
Total Votes Cast	386	100.00%	<div><div></div></div>	140	244	2	0	0
Overvotes	0			0	0	0	0	0
Undervotes	116			45	71	0	0	0
Contest Totals	502			185	315	2	0	0

Trustee, Place 9 Collin County Community College

Vote For 1

	TOTAL	VOTE %		Election Day	Early Voting	Ballot By Mail	Provision al Ballots	Limited Ballots
Andy Hardin	252	66.67%	<div><div></div></div>	100	150	2	0	0
Jacoby Stewart Sr.	126	33.33%	<div><div></div></div>	40	86	0	0	0
Total Votes Cast	378	100.00%	<div><div></div></div>	140	236	2	0	0
Overvotes	0			0	0	0	0	0
Undervotes	124			45	79	0	0	0
Contest Totals	502			185	315	2	0	0

Summary Results Report
May 1st, 2021 City/School General and Special
Elections
May 1st, 2021

Final Results
SOVC
Collin County

213

Statistics

	TOTAL	Election Day	Early Voting	Ballot By Mail	Provisional Ballots	Limited Ballots
Registered Voters - Total	3,342					
Ballots Cast - Total	371	184	185	2	0	0
Voter Turnout - Total	11.10%					

Mayor McKinney

Vote For 1

	TOTAL	VOTE %		Election Day	Early Voting	Ballot By Mail	Provisional Ballots	Limited Ballots
Jimmy R. Stewart	18	4.92%	<div><div></div></div>	9	8	1	0	0
George Fuller	241	65.85%	<div><div></div></div>	110	130	1	0	0
Tom Meredith	107	29.24%	<div><div></div></div>	61	46	0	0	0
Total Votes Cast	366	100.00%	<div><div></div></div>	180	184	2	0	0
Overvotes	0			0	0	0	0	0
Undervotes	5			4	1	0	0	0
Contest Totals	371			184	185	2	0	0

City Council At Large McKinney

Vote For 1

	TOTAL	VOTE %		Election Day	Early Voting	Ballot By Mail	Provisional Ballots	Limited Ballots
Brian J. Magnuson	124	39.74%	<div><div></div></div>	68	56	0	0	0
Charlie Philips	188	60.26%	<div><div></div></div>	84	103	1	0	0
Total Votes Cast	312	100.00%	<div><div></div></div>	152	159	1	0	0
Overvotes	0			0	0	0	0	0
Undervotes	59			32	26	1	0	0
Contest Totals	371			184	185	2	0	0

Trustee, Place 6 Frisco

Vote For 1

	TOTAL	VOTE %		Election Day	Early Voting	Ballot By Mail	Provisional Ballots	Limited Ballots
John Classe	225	100.00%	<div><div></div></div>	117	108	0	0	0
Total Votes Cast	225	100.00%	<div><div></div></div>	117	108	0	0	0
Overvotes	0			0	0	0	0	0
Undervotes	146			67	77	2	0	0
Contest Totals	371			184	185	2	0	0

Trustee, Place 7 Frisco

Vote For 1

	TOTAL	VOTE %		Election Day	Early Voting	Ballot By Mail	Provisional Ballots	Limited Ballots
Evelyn Brooks	139	47.28%	<div><div></div></div>	70	67	2	0	0
René Archambault	155	52.72%	<div><div></div></div>	75	80	0	0	0
Total Votes Cast	294	100.00%	<div><div></div></div>	145	147	2	0	0
Overvotes	0			0	0	0	0	0
Undervotes	77			39	38	0	0	0
Contest Totals	371			184	185	2	0	0

Summary Results Report
May 1st, 2021 City/School General and Special
Elections
May 1st, 2021

Final Results
SOVC
Collin County

213

Trustee, Place 7 Collin County Community College

Vote For 1

	TOTAL	VOTE %		Election Day	Early Voting	Ballot By Mail	Provision al Ballots	Limited Ballots
Jim Orr	138	46.78%	<div><div></div></div>	69	69	0	0	0
Helen Chang	157	53.22%	<div><div></div></div>	78	77	2	0	0
Total Votes Cast	295	100.00%	<div><div></div></div>	147	146	2	0	0
Overvotes	0			0	0	0	0	0
Undervotes	76			37	39	0	0	0
Contest Totals	371			184	185	2	0	0

Trustee, Place 8 Collin County Community College

Vote For 1

	TOTAL	VOTE %		Election Day	Early Voting	Ballot By Mail	Provision al Ballots	Limited Ballots
Misty Irby	148	52.67%	<div><div></div></div>	73	73	2	0	0
Bob Collins	133	47.33%	<div><div></div></div>	67	66	0	0	0
Total Votes Cast	281	100.00%	<div><div></div></div>	140	139	2	0	0
Overvotes	0			0	0	0	0	0
Undervotes	90			44	46	0	0	0
Contest Totals	371			184	185	2	0	0

Trustee, Place 9 Collin County Community College

Vote For 1

	TOTAL	VOTE %		Election Day	Early Voting	Ballot By Mail	Provision al Ballots	Limited Ballots
Andy Hardin	189	67.99%	<div><div></div></div>	96	93	0	0	0
Jacoby Stewart Sr.	89	32.01%	<div><div></div></div>	42	46	1	0	0
Total Votes Cast	278	100.00%	<div><div></div></div>	138	139	1	0	0
Overvotes	0			0	0	0	0	0
Undervotes	93			46	46	1	0	0
Contest Totals	371			184	185	2	0	0

Summary Results Report
May 1st, 2021 City/School General and Special
Elections
May 1st, 2021

Final Results
SOVC
Collin County

214

Statistics

	TOTAL	Election Day	Early Voting	Ballot By Mail	Provisional Ballots	Limited Ballots
Registered Voters - Total	4,100					
Ballots Cast - Total	732	204	524	4	0	0
Voter Turnout - Total	17.85%					

Town Council, Place 2 Prosper

Vote For 1

	TOTAL	VOTE %		Election Day	Early Voting	Ballot By Mail	Provisional Ballots	Limited Ballots
Craig Andres	515	100.00%	<div><div></div></div>	142	370	3	0	0
Total Votes Cast	515	100.00%	<div><div></div></div>	142	370	3	0	0
Overvotes	0			0	0	0	0	0
Undervotes	217			62	154	1	0	0
Contest Totals	732			204	524	4	0	0

Town Council, Place 6 Prosper

Vote For 1

	TOTAL	VOTE %		Election Day	Early Voting	Ballot By Mail	Provisional Ballots	Limited Ballots
Christopher Wardlaw	125	17.71%	<div><div></div></div>	25	100	0	0	0
Charles Cotten	581	82.29%	<div><div></div></div>	171	407	3	0	0
Total Votes Cast	706	100.00%	<div><div></div></div>	196	507	3	0	0
Overvotes	0			0	0	0	0	0
Undervotes	26			8	17	1	0	0
Contest Totals	732			204	524	4	0	0

Trustee, Place 4 Prosper

Vote For 1

	TOTAL	VOTE %		Election Day	Early Voting	Ballot By Mail	Provisional Ballots	Limited Ballots
Bettye H. Okae	29	4.15%	<div><div></div></div>	3	26	0	0	0
Chianna Rodgers	64	9.16%	<div><div></div></div>	14	50	0	0	0
Pat Cochrane	154	22.03%	<div><div></div></div>	60	93	1	0	0
Alexander E. Cornwallis	15	2.15%	<div><div></div></div>	5	10	0	0	0
Bill Beavers	437	62.52%	<div><div></div></div>	109	325	3	0	0
Total Votes Cast	699	100.00%	<div><div></div></div>	191	504	4	0	0
Overvotes	0			0	0	0	0	0
Undervotes	33			13	20	0	0	0
Contest Totals	732			204	524	4	0	0

Trustee, Place 7 Prosper

Vote For 1

	TOTAL	VOTE %		Election Day	Early Voting	Ballot By Mail	Provisional Ballots	Limited Ballots
Drew Wilborn	512	74.10%	<div><div></div></div>	123	388	1	0	0
Kristin Meier	179	25.90%	<div><div></div></div>	64	113	2	0	0
Total Votes Cast	691	100.00%	<div><div></div></div>	187	501	3	0	0
Overvotes	0			0	0	0	0	0
Undervotes	41			17	23	1	0	0
Contest Totals	732			204	524	4	0	0

Summary Results Report
May 1st, 2021 City/School General and Special
Elections
May 1st, 2021

Final Results
SOVC
Collin County

214

Trustee, Place 7 Collin County Community College

Vote For 1

	TOTAL	VOTE %		Election Day	Early Voting	Ballot By Mail	Provision al Ballots	Limited Ballots
Jim Orr	353	71.89%	<div><div></div></div>	90	261	2	0	0
Helen Chang	138	28.11%	<div><div></div></div>	40	97	1	0	0
Total Votes Cast	491	100.00%	<div><div></div></div>	130	358	3	0	0
Overvotes	0			0	0	0	0	0
Undervotes	241			74	166	1	0	0
Contest Totals	732			204	524	4	0	0

Trustee, Place 8 Collin County Community College

Vote For 1

	TOTAL	VOTE %		Election Day	Early Voting	Ballot By Mail	Provision al Ballots	Limited Ballots
Misty Irby	160	33.90%	<div><div></div></div>	35	124	1	0	0
Bob Collins	312	66.10%	<div><div></div></div>	86	224	2	0	0
Total Votes Cast	472	100.00%	<div><div></div></div>	121	348	3	0	0
Overvotes	0			0	0	0	0	0
Undervotes	260			83	176	1	0	0
Contest Totals	732			204	524	4	0	0

Trustee, Place 9 Collin County Community College

Vote For 1

	TOTAL	VOTE %		Election Day	Early Voting	Ballot By Mail	Provision al Ballots	Limited Ballots
Andy Hardin	355	77.85%	<div><div></div></div>	103	250	2	0	0
Jacoby Stewart Sr.	101	22.15%	<div><div></div></div>	15	85	1	0	0
Total Votes Cast	456	100.00%	<div><div></div></div>	118	335	3	0	0
Overvotes	0			0	0	0	0	0
Undervotes	276			86	189	1	0	0
Contest Totals	732			204	524	4	0	0

Summary Results Report
May 1st, 2021 City/School General and Special
Elections
May 1st, 2021

Final Results
SOVC
Collin County

215

Statistics

	TOTAL	Election Day	Early Voting	Ballot By Mail	Provisional Ballots	Limited Ballots
Registered Voters - Total	2,138					
Ballots Cast - Total	56	8	45	3	0	0
Voter Turnout - Total	2.62%					

School District Board Of Trustees, Place 7 McKinney

Vote For 1

	TOTAL	VOTE %		Election Day	Early Voting	Ballot By Mail	Provisional Ballots	Limited Ballots
Serena Ashcroft	7	35.00%	<div><div></div></div>	1	6	0	0	0
Joy Booth	3	15.00%	<div><div></div></div>	0	3	0	0	0
Harvey Oaxaca	10	50.00%	<div><div></div></div>	2	8	0	0	0
J.B. Franze	0	0.00%	<div><div></div></div>	0	0	0	0	0
Total Votes Cast	20	100.00%	<div><div></div></div>	3	17	0	0	0
Overvotes	0			0	0	0	0	0
Undervotes	4			1	3	0	0	0
Contest Totals	24			4	20	0	0	0

Proposition A McKinney ISD

Vote For 1

	TOTAL	VOTE %		Election Day	Early Voting	Ballot By Mail	Provisional Ballots	Limited Ballots
For	17	73.91%	<div><div></div></div>	3	14	0	0	0
Against	6	26.09%	<div><div></div></div>	1	5	0	0	0
Total Votes Cast	23	100.00%	<div><div></div></div>	4	19	0	0	0
Overvotes	0			0	0	0	0	0
Undervotes	1			0	1	0	0	0
Contest Totals	24			4	20	0	0	0

Proposition B McKinney ISD

Vote For 1

	TOTAL	VOTE %		Election Day	Early Voting	Ballot By Mail	Provisional Ballots	Limited Ballots
For	18	75.00%	<div><div></div></div>	3	15	0	0	0
Against	6	25.00%	<div><div></div></div>	1	5	0	0	0
Total Votes Cast	24	100.00%	<div><div></div></div>	4	20	0	0	0
Overvotes	0			0	0	0	0	0
Undervotes	0			0	0	0	0	0
Contest Totals	24			4	20	0	0	0

Proposition C McKinney ISD

Vote For 1

	TOTAL	VOTE %		Election Day	Early Voting	Ballot By Mail	Provisional Ballots	Limited Ballots
For	18	78.26%	<div><div></div></div>	4	14	0	0	0
Against	5	21.74%	<div><div></div></div>	0	5	0	0	0
Total Votes Cast	23	100.00%	<div><div></div></div>	4	19	0	0	0
Overvotes	0			0	0	0	0	0
Undervotes	1			0	1	0	0	0
Contest Totals	24			4	20	0	0	0

Summary Results Report
May 1st, 2021 City/School General and Special
Elections
May 1st, 2021

Final Results
SOVC
Collin County

215

Proposition D McKinney ISD

Vote For 1

	TOTAL	VOTE %		Election Day	Early Voting	Ballot By Mail	Provision al Ballots	Limited Ballots
For	19	79.17%	<div><div></div></div>	4	15	0	0	0
Against	5	20.83%	<div><div></div></div>	0	5	0	0	0
Total Votes Cast	24	100.00%	<div><div></div></div>	4	20	0	0	0
Overvotes	0			0	0	0	0	0
Undervotes	0			0	0	0	0	0
Contest Totals	24			4	20	0	0	0

Trustee, Place 7 Collin County Community College

Vote For 1

	TOTAL	VOTE %		Election Day	Early Voting	Ballot By Mail	Provision al Ballots	Limited Ballots
Jim Orr	21	41.18%	<div><div></div></div>	2	19	0	0	0
Helen Chang	30	58.82%	<div><div></div></div>	4	23	3	0	0
Total Votes Cast	51	100.00%	<div><div></div></div>	6	42	3	0	0
Overvotes	0			0	0	0	0	0
Undervotes	5			2	3	0	0	0
Contest Totals	56			8	45	3	0	0

Trustee, Place 8 Collin County Community College

Vote For 1

	TOTAL	VOTE %		Election Day	Early Voting	Ballot By Mail	Provision al Ballots	Limited Ballots
Misty Irby	31	64.58%	<div><div></div></div>	4	24	3	0	0
Bob Collins	17	35.42%	<div><div></div></div>	1	16	0	0	0
Total Votes Cast	48	100.00%	<div><div></div></div>	5	40	3	0	0
Overvotes	0			0	0	0	0	0
Undervotes	8			3	5	0	0	0
Contest Totals	56			8	45	3	0	0

Trustee, Place 9 Collin County Community College

Vote For 1

	TOTAL	VOTE %		Election Day	Early Voting	Ballot By Mail	Provision al Ballots	Limited Ballots
Andy Hardin	19	39.58%	<div><div></div></div>	1	18	0	0	0
Jacoby Stewart Sr.	29	60.42%	<div><div></div></div>	4	22	3	0	0
Total Votes Cast	48	100.00%	<div><div></div></div>	5	40	3	0	0
Overvotes	0			0	0	0	0	0
Undervotes	8			3	5	0	0	0
Contest Totals	56			8	45	3	0	0

Summary Results Report
May 1st, 2021 City/School General and Special
Elections
May 1st, 2021

Final Results
SOVC
Collin County

216

Statistics

	TOTAL	Election Day	Early Voting	Ballot By Mail	Provision al Ballots	Limited Ballots
Registered Voters - Total	6,794					
Ballots Cast - Total	965	383	578	3	1	0
Voter Turnout - Total	14.20%					

City Council, Mayor Anna

Vote For 1

	TOTAL	VOTE %		Election Day	Early Voting	Ballot By Mail	Provision al Ballots	Limited Ballots
Glen Johnson	0	0.00%		0	0	0	0	0
Nate Pike	1	100.00%		0	1	0	0	0
Total Votes Cast	1	100.00%		0	1	0	0	0
Overvotes	0			0	0	0	0	0
Undervotes	0			0	0	0	0	0
Contest Totals	1			0	1	0	0	0

City Council, Place 1 Anna

Vote For 1

	TOTAL	VOTE %		Election Day	Early Voting	Ballot By Mail	Provision al Ballots	Limited Ballots
Jimmy Onkangi	0	0.00%		0	0	0	0	0
Anthony Richardson	0	0.00%		0	0	0	0	0
Kevin Toten	1	100.00%		0	1	0	0	0
Bryan F. Heath	0	0.00%		0	0	0	0	0
Total Votes Cast	1	100.00%		0	1	0	0	0
Overvotes	0			0	0	0	0	0
Undervotes	0			0	0	0	0	0
Contest Totals	1			0	1	0	0	0

Proposition A City of Anna

Vote For 1

	TOTAL	VOTE %		Election Day	Early Voting	Ballot By Mail	Provision al Ballots	Limited Ballots
For	0	0.00%		0	0	0	0	0
Against	1	100.00%		0	1	0	0	0
Total Votes Cast	1	100.00%		0	1	0	0	0
Overvotes	0			0	0	0	0	0
Undervotes	0			0	0	0	0	0
Contest Totals	1			0	1	0	0	0

Proposition B City of Anna

Vote For 1

	TOTAL	VOTE %		Election Day	Early Voting	Ballot By Mail	Provision al Ballots	Limited Ballots
For	0	0.00%		0	0	0	0	0
Against	1	100.00%		0	1	0	0	0
Total Votes Cast	1	100.00%		0	1	0	0	0
Overvotes	0			0	0	0	0	0
Undervotes	0			0	0	0	0	0
Contest Totals	1			0	1	0	0	0

Summary Results Report
May 1st, 2021 City/School General and Special
Elections
May 1st, 2021

Final Results
SOVC
Collin County

216

Proposition C City of Anna

Vote For 1

	TOTAL	VOTE %		Election Day	Early Voting	Ballot By Mail	Provision al Ballots	Limited Ballots
For	0	0.00%	<div><div></div></div>	0	0	0	0	0
Against	1	100.00%	<div><div></div></div>	0	1	0	0	0
Total Votes Cast	1	100.00%	<div><div></div></div>	0	1	0	0	0
Overvotes	0			0	0	0	0	0
Undervotes	0			0	0	0	0	0
Contest Totals	1			0	1	0	0	0

Trustee, Place 2 Anna

Vote For 1

	TOTAL	VOTE %		Election Day	Early Voting	Ballot By Mail	Provision al Ballots	Limited Ballots
Jason Adams	1	50.00%	<div><div></div></div>	0	1	0	0	0
Jourdan Henley	0	0.00%	<div><div></div></div>	0	0	0	0	0
Diane Hopewell	1	50.00%	<div><div></div></div>	0	1	0	0	0
Total Votes Cast	2	100.00%	<div><div></div></div>	0	2	0	0	0
Overvotes	0			0	0	0	0	0
Undervotes	0			0	0	0	0	0
Contest Totals	2			0	2	0	0	0

Trustee, Place 6 Anna

Vote For 1

	TOTAL	VOTE %		Election Day	Early Voting	Ballot By Mail	Provision al Ballots	Limited Ballots
Paul "Monty" Renfro	1	100.00%	<div><div></div></div>	0	1	0	0	0
Total Votes Cast	1	100.00%	<div><div></div></div>	0	1	0	0	0
Overvotes	0			0	0	0	0	0
Undervotes	1			0	1	0	0	0
Contest Totals	2			0	2	0	0	0

Trustee, Place 3 Melissa

Vote For 1

	TOTAL	VOTE %		Election Day	Early Voting	Ballot By Mail	Provision al Ballots	Limited Ballots
Rachel Taylor	297	32.60%	<div><div></div></div>	138	158	0	1	0
Jason Granger	445	48.85%	<div><div></div></div>	145	299	1	0	0
Kent Norwood	169	18.55%	<div><div></div></div>	71	96	2	0	0
Total Votes Cast	911	100.00%	<div><div></div></div>	354	553	3	1	0
Overvotes	0			0	0	0	0	0
Undervotes	52			29	23	0	0	0
Contest Totals	963			383	576	3	1	0

Summary Results Report
May 1st, 2021 City/School General and Special
Elections
May 1st, 2021

Final Results
SOVC
Collin County

216

Trustee, Place 4 Melissa

Vote For 1

	TOTAL	VOTE %		Election Day	Early Voting	Ballot By Mail	Provision al Ballots	Limited Ballots
Jenifer Grace	339	37.75%	<div><div></div></div>	151	186	2	0	0
Russell Cox	559	62.25%	<div><div></div></div>	199	358	1	1	0
Total Votes Cast	898	100.00%	<div><div></div></div>	350	544	3	1	0
Overvotes	0			0	0	0	0	0
Undervotes	65			33	32	0	0	0
Contest Totals	963			383	576	3	1	0

Trustee, Place 5 Melissa

Vote For 1

	TOTAL	VOTE %		Election Day	Early Voting	Ballot By Mail	Provision al Ballots	Limited Ballots
Quentin Thomason	241	28.32%	<div><div></div></div>	112	128	1	0	0
Omar Landrum	610	71.68%	<div><div></div></div>	213	394	2	1	0
Total Votes Cast	851	100.00%	<div><div></div></div>	325	522	3	1	0
Overvotes	0			0	0	0	0	0
Undervotes	112			58	54	0	0	0
Contest Totals	963			383	576	3	1	0

Proposition A Melissa ISD

Vote For 1

	TOTAL	VOTE %		Election Day	Early Voting	Ballot By Mail	Provision al Ballots	Limited Ballots
For	767	81.08%	<div><div></div></div>	275	489	2	1	0
Against	179	18.92%	<div><div></div></div>	100	78	1	0	0
Total Votes Cast	946	100.00%	<div><div></div></div>	375	567	3	1	0
Overvotes	0			0	0	0	0	0
Undervotes	17			8	9	0	0	0
Contest Totals	963			383	576	3	1	0

Trustee, Place 7 Collin County Community College

Vote For 1

	TOTAL	VOTE %		Election Day	Early Voting	Ballot By Mail	Provision al Ballots	Limited Ballots
Jim Orr	397	60.33%	<div><div></div></div>	144	249	3	1	0
Helen Chang	261	39.67%	<div><div></div></div>	119	142	0	0	0
Total Votes Cast	658	100.00%	<div><div></div></div>	263	391	3	1	0
Overvotes	0			0	0	0	0	0
Undervotes	307			120	187	0	0	0
Contest Totals	965			383	578	3	1	0

Summary Results Report
May 1st, 2021 City/School General and Special
Elections
May 1st, 2021

Final Results
SOVC
Collin County

216

Trustee, Place 8 Collin County Community College

Vote For 1

	TOTAL	VOTE %		Election Day	Early Voting	Ballot By Mail	Provision al Ballots	Limited Ballots
Misty Irby	303	46.76%	<div><div></div></div>	131	172	0	0	0
Bob Collins	345	53.24%	<div><div></div></div>	131	210	3	1	0
Total Votes Cast	648	100.00%	<div><div></div></div>	262	382	3	1	0
Overvotes	0			0	0	0	0	0
Undervotes	317			121	196	0	0	0
Contest Totals	965			383	578	3	1	0

Trustee, Place 9 Collin County Community College

Vote For 1

	TOTAL	VOTE %		Election Day	Early Voting	Ballot By Mail	Provision al Ballots	Limited Ballots
Andy Hardin	458	73.52%	<div><div></div></div>	181	273	3	1	0
Jacoby Stewart Sr.	165	26.48%	<div><div></div></div>	69	96	0	0	0
Total Votes Cast	623	100.00%	<div><div></div></div>	250	369	3	1	0
Overvotes	0			0	0	0	0	0
Undervotes	342			133	209	0	0	0
Contest Totals	965			383	578	3	1	0

Summary Results Report
May 1st, 2021 City/School General and Special
Elections
May 1st, 2021

Final Results
SOVC
Collin County

217

Statistics

	TOTAL	Election Day	Early Voting	Ballot By Mail	Provisional Ballots	Limited Ballots
Registered Voters - Total	2,585					
Ballots Cast - Total	260	83	176	0	1	0
Voter Turnout - Total	10.06%					

Councilmember, Place 2 Wylie

Vote For 1

	TOTAL	VOTE %		Election Day	Early Voting	Ballot By Mail	Provisional Ballots	Limited Ballots
Dave Strang	161	100.00%	<div><div></div></div>	47	114	0	0	0
Total Votes Cast	161	100.00%	<div><div></div></div>	47	114	0	0	0
Overvotes	0			0	0	0	0	0
Undervotes	80			27	52	0	1	0
Contest Totals	241			74	166	0	1	0

Councilmember, Place 4 Wylie

Vote For 1

	TOTAL	VOTE %		Election Day	Early Voting	Ballot By Mail	Provisional Ballots	Limited Ballots
Scott Williams	135	56.49%	<div><div></div></div>	33	102	0	0	0
Raymond Perry	14	5.86%	<div><div></div></div>	5	9	0	0	0
Mary Harris	90	37.66%	<div><div></div></div>	36	54	0	0	0
Total Votes Cast	239	100.00%	<div><div></div></div>	74	165	0	0	0
Overvotes	0			0	0	0	0	0
Undervotes	2			0	1	0	1	0
Contest Totals	241			74	166	0	1	0

Trustee, Place 7 Collin County Community College

Vote For 1

	TOTAL	VOTE %		Election Day	Early Voting	Ballot By Mail	Provisional Ballots	Limited Ballots
Jim Orr	139	58.16%	<div><div></div></div>	39	100	0	0	0
Helen Chang	100	41.84%	<div><div></div></div>	39	61	0	0	0
Total Votes Cast	239	100.00%	<div><div></div></div>	78	161	0	0	0
Overvotes	0			0	0	0	0	0
Undervotes	21			5	15	0	1	0
Contest Totals	260			83	176	0	1	0

Trustee, Place 8 Collin County Community College

Vote For 1

	TOTAL	VOTE %		Election Day	Early Voting	Ballot By Mail	Provisional Ballots	Limited Ballots
Misty Irby	98	41.88%	<div><div></div></div>	35	63	0	0	0
Bob Collins	136	58.12%	<div><div></div></div>	42	94	0	0	0
Total Votes Cast	234	100.00%	<div><div></div></div>	77	157	0	0	0
Overvotes	0			0	0	0	0	0
Undervotes	26			6	19	0	1	0
Contest Totals	260			83	176	0	1	0

Summary Results Report
 May 1st, 2021 City/School General and Special
 Elections
 May 1st, 2021

Final Results
 SOVC
 Collin County

217

Trustee, Place 9 Collin County Community College

Vote For 1

	TOTAL	VOTE %		Election Day	Early Voting	Ballot By Mail	Provision al Ballots	Limited Ballots
Andy Hardin	148	64.35%	<div><div></div></div>	45	103	0	0	0
Jacoby Stewart Sr.	82	35.65%	<div><div></div></div>	31	51	0	0	0
Total Votes Cast	230	100.00%	<div><div></div></div>	76	154	0	0	0
Overvotes	0			0	0	0	0	0
Undervotes	30			7	22	0	1	0
Contest Totals	260			83	176	0	1	0

Summary Results Report
May 1st, 2021 City/School General and Special
Elections
May 1st, 2021

Final Results
SOVC
Collin County

218

Statistics

	TOTAL	Election Day	Early Voting	Ballot By Mail	Provisional Ballots	Limited Ballots
Registered Voters - Total	3,805					
Ballots Cast - Total	597	241	345	11	0	0
Voter Turnout - Total	15.69%					

Councilmember, Place No. 1 Allen

Vote For 1

	TOTAL	VOTE %		Election Day	Early Voting	Ballot By Mail	Provisional Ballots	Limited Ballots
Christopher Gaspard	7	1.30%	<div><div></div></div>	7	0	0	0	0
Malcom J. Wilkinson	11	2.04%	<div><div></div></div>	8	3	0	0	0
Daren Meis	258	47.96%	<div><div></div></div>	95	161	2	0	0
Nathan Polsky	17	3.16%	<div><div></div></div>	12	5	0	0	0
Andre Hines	11	2.04%	<div><div></div></div>	5	6	0	0	0
Dwight Burns	234	43.49%	<div><div></div></div>	91	135	8	0	0
Total Votes Cast	538	100.00%	<div><div></div></div>	218	310	10	0	0
Overvotes	0			0	0	0	0	0
Undervotes	59			23	35	1	0	0
Contest Totals	597			241	345	11	0	0

Councilmember, Place No. 3 Allen

Vote For 1

	TOTAL	VOTE %		Election Day	Early Voting	Ballot By Mail	Provisional Ballots	Limited Ballots
Joseph Jackson	7	1.27%	<div><div></div></div>	4	3	0	0	0
Joey Herald	62	11.23%	<div><div></div></div>	18	42	2	0	0
Lauren Doherty	257	46.56%	<div><div></div></div>	105	144	8	0	0
Dave Cornette	223	40.40%	<div><div></div></div>	91	132	0	0	0
Kenneth Wineburg, Jr.	3	0.54%	<div><div></div></div>	2	1	0	0	0
Total Votes Cast	552	100.00%	<div><div></div></div>	220	322	10	0	0
Overvotes	0			0	0	0	0	0
Undervotes	45			21	23	1	0	0
Contest Totals	597			241	345	11	0	0

Councilmember, Place No. 5 Allen

Vote For 1

	TOTAL	VOTE %		Election Day	Early Voting	Ballot By Mail	Provisional Ballots	Limited Ballots
Diane Martin	36	6.94%	<div><div></div></div>	16	17	3	0	0
Dave Shafer	248	47.78%	<div><div></div></div>	99	148	1	0	0
Philip Brewer	217	41.81%	<div><div></div></div>	85	127	5	0	0
Edson Mureeba	18	3.47%	<div><div></div></div>	7	11	0	0	0
Total Votes Cast	519	100.00%	<div><div></div></div>	207	303	9	0	0
Overvotes	0			0	0	0	0	0
Undervotes	78			34	42	2	0	0
Contest Totals	597			241	345	11	0	0

Summary Results Report
May 1st, 2021 City/School General and Special
Elections
May 1st, 2021

Final Results
SOVC
Collin County

218

School District Board of Trustees, Place 1 Allen

Vote For 1

	TOTAL	VOTE %		Election Day	Early Voting	Ballot By Mail	Provision al Ballots	Limited Ballots
Jorge J. Torres	114	22.27%	<div><div></div></div>	57	54	3	0	0
Sarah Mitchell	398	77.73%	<div><div></div></div>	145	247	6	0	0
Total Votes Cast	512	100.00%	<div><div></div></div>	202	301	9	0	0
Overvotes	0			0	0	0	0	0
Undervotes	85			39	44	2	0	0
Contest Totals	597			241	345	11	0	0

School District Board of Trustees, Place 2 Allen

Vote For 1

	TOTAL	VOTE %		Election Day	Early Voting	Ballot By Mail	Provision al Ballots	Limited Ballots
David W. Noll	347	71.69%	<div><div></div></div>	124	218	5	0	0
Stacey Greer	137	28.31%	<div><div></div></div>	66	68	3	0	0
Total Votes Cast	484	100.00%	<div><div></div></div>	190	286	8	0	0
Overvotes	0			0	0	0	0	0
Undervotes	113			51	59	3	0	0
Contest Totals	597			241	345	11	0	0

School District Board of Trustees, Place 3 Allen

Vote For 1

	TOTAL	VOTE %		Election Day	Early Voting	Ballot By Mail	Provision al Ballots	Limited Ballots
Kevin Cameron	395	78.37%	<div><div></div></div>	142	246	7	0	0
Deepak Kaithakkapuzha	109	21.63%	<div><div></div></div>	57	49	3	0	0
Total Votes Cast	504	100.00%	<div><div></div></div>	199	295	10	0	0
Overvotes	0			0	0	0	0	0
Undervotes	93			42	50	1	0	0
Contest Totals	597			241	345	11	0	0

Proposition A Allen ISD

Vote For 1

	TOTAL	VOTE %		Election Day	Early Voting	Ballot By Mail	Provision al Ballots	Limited Ballots
For	518	88.85%	<div><div></div></div>	204	308	6	0	0
Against	65	11.15%	<div><div></div></div>	31	32	2	0	0
Total Votes Cast	583	100.00%	<div><div></div></div>	235	340	8	0	0
Overvotes	0			0	0	0	0	0
Undervotes	14			6	5	3	0	0
Contest Totals	597			241	345	11	0	0

Summary Results Report
May 1st, 2021 City/School General and Special
Elections
May 1st, 2021

Final Results
SOVC
Collin County

218

Trustee, Place 7 Collin County Community College

Vote For 1

	TOTAL	VOTE %		Election Day	Early Voting	Ballot By Mail	Provision al Ballots	Limited Ballots
Jim Orr	271	53.35%	<div><div></div></div>	98	170	3	0	0
Helen Chang	237	46.65%	<div><div></div></div>	113	117	7	0	0
Total Votes Cast	508	100.00%	<div><div></div></div>	211	287	10	0	0
Overvotes	0			0	0	0	0	0
Undervotes	89			30	58	1	0	0
Contest Totals	597			241	345	11	0	0

Trustee, Place 8 Collin County Community College

Vote For 1

	TOTAL	VOTE %		Election Day	Early Voting	Ballot By Mail	Provision al Ballots	Limited Ballots
Misty Irby	217	44.29%	<div><div></div></div>	104	106	7	0	0
Bob Collins	273	55.71%	<div><div></div></div>	100	170	3	0	0
Total Votes Cast	490	100.00%	<div><div></div></div>	204	276	10	0	0
Overvotes	0			0	0	0	0	0
Undervotes	107			37	69	1	0	0
Contest Totals	597			241	345	11	0	0

Trustee, Place 9 Collin County Community College

Vote For 1

	TOTAL	VOTE %		Election Day	Early Voting	Ballot By Mail	Provision al Ballots	Limited Ballots
Andy Hardin	286	61.51%	<div><div></div></div>	106	174	6	0	0
Jacoby Stewart Sr.	179	38.49%	<div><div></div></div>	86	88	5	0	0
Total Votes Cast	465	100.00%	<div><div></div></div>	192	262	11	0	0
Overvotes	0			0	0	0	0	0
Undervotes	132			49	83	0	0	0
Contest Totals	597			241	345	11	0	0

Summary Results Report
May 1st, 2021 City/School General and Special
Elections
May 1st, 2021

Final Results
SOVC
Collin County

219

Statistics

	TOTAL	Election Day	Early Voting	Ballot By Mail	Provision al Ballots	Limited Ballots
Registered Voters - Total	3,440					
Ballots Cast - Total	599	210	382	7	0	0
Voter Turnout - Total	17.41%					

Councilmember, Place No. 1 Allen

Vote For 1

	TOTAL	VOTE %		Election Day	Early Voting	Ballot By Mail	Provision al Ballots	Limited Ballots
Christopher Gaspard	6	1.10%	<div><div></div></div>	2	4	0	0	0
Malcom J. Wilkinson	13	2.39%	<div><div></div></div>	7	6	0	0	0
Daren Meis	312	57.46%	<div><div></div></div>	109	200	3	0	0
Nathan Polsky	10	1.84%	<div><div></div></div>	5	5	0	0	0
Andre Hines	14	2.58%	<div><div></div></div>	6	8	0	0	0
Dwight Burns	188	34.62%	<div><div></div></div>	57	129	2	0	0
Total Votes Cast	543	100.00%	<div><div></div></div>	186	352	5	0	0
Overvotes	0			0	0	0	0	0
Undervotes	56			24	30	2	0	0
Contest Totals	599			210	382	7	0	0

Councilmember, Place No. 3 Allen

Vote For 1

	TOTAL	VOTE %		Election Day	Early Voting	Ballot By Mail	Provision al Ballots	Limited Ballots
Joseph Jackson	4	0.70%	<div><div></div></div>	4	0	0	0	0
Joey Herald	73	12.78%	<div><div></div></div>	28	45	0	0	0
Lauren Doherty	236	41.33%	<div><div></div></div>	79	155	2	0	0
Dave Cornette	257	45.01%	<div><div></div></div>	85	169	3	0	0
Kenneth Wineburg, Jr.	1	0.18%	<div><div></div></div>	1	0	0	0	0
Total Votes Cast	571	100.00%	<div><div></div></div>	197	369	5	0	0
Overvotes	0			0	0	0	0	0
Undervotes	28			13	13	2	0	0
Contest Totals	599			210	382	7	0	0

Councilmember, Place No. 5 Allen

Vote For 1

	TOTAL	VOTE %		Election Day	Early Voting	Ballot By Mail	Provision al Ballots	Limited Ballots
Diane Martin	45	8.35%	<div><div></div></div>	16	29	0	0	0
Dave Shafer	276	51.21%	<div><div></div></div>	98	175	3	0	0
Philip Brewer	211	39.15%	<div><div></div></div>	64	145	2	0	0
Edson Mureeba	7	1.30%	<div><div></div></div>	3	4	0	0	0
Total Votes Cast	539	100.00%	<div><div></div></div>	181	353	5	0	0
Overvotes	0			0	0	0	0	0
Undervotes	60			29	29	2	0	0
Contest Totals	599			210	382	7	0	0

Summary Results Report
May 1st, 2021 City/School General and Special
Elections
May 1st, 2021

Final Results
SOVC
Collin County

219

School District Board of Trustees, Place 1 Allen

Vote For 1

	TOTAL	VOTE %		Election Day	Early Voting	Ballot By Mail	Provision al Ballots	Limited Ballots
Jorge J. Torres	100	19.27%	<div><div></div></div>	46	53	1	0	0
Sarah Mitchell	419	80.73%	<div><div></div></div>	129	286	4	0	0
Total Votes Cast	519	100.00%	<div><div></div></div>	175	339	5	0	0
Overvotes	0			0	0	0	0	0
Undervotes	80			35	43	2	0	0
Contest Totals	599			210	382	7	0	0

School District Board of Trustees, Place 2 Allen

Vote For 1

	TOTAL	VOTE %		Election Day	Early Voting	Ballot By Mail	Provision al Ballots	Limited Ballots
David W. Noll	357	71.26%	<div><div></div></div>	106	247	4	0	0
Stacey Greer	144	28.74%	<div><div></div></div>	60	84	0	0	0
Total Votes Cast	501	100.00%	<div><div></div></div>	166	331	4	0	0
Overvotes	0			0	0	0	0	0
Undervotes	98			44	51	3	0	0
Contest Totals	599			210	382	7	0	0

School District Board of Trustees, Place 3 Allen

Vote For 1

	TOTAL	VOTE %		Election Day	Early Voting	Ballot By Mail	Provision al Ballots	Limited Ballots
Kevin Cameron	401	80.04%	<div><div></div></div>	113	284	4	0	0
Deepak Kaithakkapuzha	100	19.96%	<div><div></div></div>	54	46	0	0	0
Total Votes Cast	501	100.00%	<div><div></div></div>	167	330	4	0	0
Overvotes	0			0	0	0	0	0
Undervotes	98			43	52	3	0	0
Contest Totals	599			210	382	7	0	0

Proposition A Allen ISD

Vote For 1

	TOTAL	VOTE %		Election Day	Early Voting	Ballot By Mail	Provision al Ballots	Limited Ballots
For	530	91.22%	<div><div></div></div>	177	347	6	0	0
Against	51	8.78%	<div><div></div></div>	25	25	1	0	0
Total Votes Cast	581	100.00%	<div><div></div></div>	202	372	7	0	0
Overvotes	0			0	0	0	0	0
Undervotes	18			8	10	0	0	0
Contest Totals	599			210	382	7	0	0

Summary Results Report
May 1st, 2021 City/School General and Special
Elections
May 1st, 2021

Final Results
SOVC
Collin County

219

Trustee, Place 7 Collin County Community College

Vote For 1

	TOTAL	VOTE %		Election Day	Early Voting	Ballot By Mail	Provision al Ballots	Limited Ballots
Jim Orr	294	57.65%	<div><div></div></div>	101	191	2	0	0
Helen Chang	216	42.35%	<div><div></div></div>	74	139	3	0	0
Total Votes Cast	510	100.00%	<div><div></div></div>	175	330	5	0	0
Overvotes	0			0	0	0	0	0
Undervotes	89			35	52	2	0	0
Contest Totals	599			210	382	7	0	0

Trustee, Place 8 Collin County Community College

Vote For 1

	TOTAL	VOTE %		Election Day	Early Voting	Ballot By Mail	Provision al Ballots	Limited Ballots
Misty Irby	202	40.40%	<div><div></div></div>	72	128	2	0	0
Bob Collins	298	59.60%	<div><div></div></div>	96	199	3	0	0
Total Votes Cast	500	100.00%	<div><div></div></div>	168	327	5	0	0
Overvotes	0			0	0	0	0	0
Undervotes	99			42	55	2	0	0
Contest Totals	599			210	382	7	0	0

Trustee, Place 9 Collin County Community College

Vote For 1

	TOTAL	VOTE %		Election Day	Early Voting	Ballot By Mail	Provision al Ballots	Limited Ballots
Andy Hardin	338	69.69%	<div><div></div></div>	119	216	3	0	0
Jacoby Stewart Sr.	147	30.31%	<div><div></div></div>	44	101	2	0	0
Total Votes Cast	485	100.00%	<div><div></div></div>	163	317	5	0	0
Overvotes	0			0	0	0	0	0
Undervotes	114			47	65	2	0	0
Contest Totals	599			210	382	7	0	0

Summary Results Report
May 1st, 2021 City/School General and Special
Elections
May 1st, 2021

Final Results
SOVC
Collin County

220

Statistics

	TOTAL	Election Day	Early Voting	Ballot By Mail	Provision al Ballots	Limited Ballots
Registered Voters - Total	4,165					
Ballots Cast - Total	285	123	160	2	0	0
Voter Turnout - Total	6.84%					

City Council, Place 1 Frisco

Vote For 1

	TOTAL	VOTE %		Election Day	Early Voting	Ballot By Mail	Provision al Ballots	Limited Ballots
John Keating	195	74.43%	<div><div></div></div>	84	109	2	0	0
JP Schade	67	25.57%	<div><div></div></div>	31	36	0	0	0
Total Votes Cast	262	100.00%	<div><div></div></div>	115	145	2	0	0
Overvotes	0			0	0	0	0	0
Undervotes	23			8	15	0	0	0
Contest Totals	285			123	160	2	0	0

City Council, Place 3 Frisco

Vote For 1

	TOTAL	VOTE %		Election Day	Early Voting	Ballot By Mail	Provision al Ballots	Limited Ballots
Sai Krishna	40	14.44%	<div><div></div></div>	18	22	0	0	0
Angelia Pelham	70	25.27%	<div><div></div></div>	28	42	0	0	0
Jennifer White	89	32.13%	<div><div></div></div>	45	44	0	0	0
Karen Cunningham	78	28.16%	<div><div></div></div>	30	46	2	0	0
Total Votes Cast	277	100.00%	<div><div></div></div>	121	154	2	0	0
Overvotes	0			0	0	0	0	0
Undervotes	8			2	6	0	0	0
Contest Totals	285			123	160	2	0	0

Trustee, Place 6 Frisco

Vote For 1

	TOTAL	VOTE %		Election Day	Early Voting	Ballot By Mail	Provision al Ballots	Limited Ballots
John Classe	143	100.00%	<div><div></div></div>	63	78	2	0	0
Total Votes Cast	143	100.00%	<div><div></div></div>	63	78	2	0	0
Overvotes	0			0	0	0	0	0
Undervotes	60			27	33	0	0	0
Contest Totals	203			90	111	2	0	0

Trustee, Place 7 Frisco

Vote For 1

	TOTAL	VOTE %		Election Day	Early Voting	Ballot By Mail	Provision al Ballots	Limited Ballots
Evelyn Brooks	76	39.58%	<div><div></div></div>	34	40	2	0	0
René Archambault	116	60.42%	<div><div></div></div>	52	64	0	0	0
Total Votes Cast	192	100.00%	<div><div></div></div>	86	104	2	0	0
Overvotes	0			0	0	0	0	0
Undervotes	11			4	7	0	0	0
Contest Totals	203			90	111	2	0	0







Summary Results Report
May 1st, 2021 City/School General and Special
Elections
May 1st, 2021

Final Results
SOVC
Collin County

220




Trustee, Place 4 Prosper

Vote For 1

	TOTAL	VOTE %	Election Day	Early Voting	Ballot By Mail	Provisional Ballots	Limited Ballots
Bettye H. Okae	14	20.29% 	4	10	0	0	0
Chianna Rodgers	8	11.59% 	5	3	0	0	0
Pat Cochrane	23	33.33% 	5	18	0	0	0
Alexander E. Cornwallis	7	10.14% 	2	5	0	0	0
Bill Beavers	17	24.64% 	9	8	0	0	0
Total Votes Cast	69	100.00% 	25	44	0	0	0
Overvotes	0		0	0	0	0	0
Undervotes	13		8	5	0	0	0
Contest Totals	82		33	49	0	0	0




Trustee, Place 7 Prosper

Vote For 1

	TOTAL	VOTE %	Election Day	Early Voting	Ballot By Mail	Provisional Ballots	Limited Ballots
Drew Wilborn	29	49.15% 	12	17	0	0	0
Kristin Meier	30	50.85% 	10	20	0	0	0
Total Votes Cast	59	100.00% 	22	37	0	0	0
Overvotes	0		0	0	0	0	0
Undervotes	23		11	12	0	0	0
Contest Totals	82		33	49	0	0	0




Trustee, Place 7 Collin County Community College

Vote For 1

	TOTAL	VOTE %	Election Day	Early Voting	Ballot By Mail	Provisional Ballots	Limited Ballots
Jim Orr	123	49.40% 	55	66	2	0	0
Helen Chang	126	50.60% 	56	70	0	0	0
Total Votes Cast	249	100.00% 	111	136	2	0	0
Overvotes	0		0	0	0	0	0
Undervotes	36		12	24	0	0	0
Contest Totals	285		123	160	2	0	0

Trustee, Place 8 Collin County Community College

Vote For 1

	TOTAL	VOTE %	Election Day	Early Voting	Ballot By Mail	Provisional Ballots	Limited Ballots
Misty Irby	121	49.19% 	58	63	0	0	0
Bob Collins	125	50.81% 	52	71	2	0	0
Total Votes Cast	246	100.00% 	110	134	2	0	0
Overvotes	0		0	0	0	0	0
Undervotes	39		13	26	0	0	0
Contest Totals	285		123	160	2	0	0

Summary Results Report
 May 1st, 2021 City/School General and Special
 Elections
 May 1st, 2021

Final Results
 SOVC
 Collin County

220

Trustee, Place 9 Collin County Community College

Vote For 1

	TOTAL	VOTE %		Election Day	Early Voting	Ballot By Mail	Provision al Ballots	Limited Ballots
Andy Hardin	149	62.34%	<div><div></div></div>	65	82	2	0	0
Jacoby Stewart Sr.	90	37.66%	<div><div></div></div>	41	49	0	0	0
Total Votes Cast	239	100.00%	<div><div></div></div>	106	131	2	0	0
Overvotes	0			0	0	0	0	0
Undervotes	46			17	29	0	0	0
Contest Totals	285			123	160	2	0	0

Summary Results Report
May 1st, 2021 City/School General and Special
Elections
May 1st, 2021

Final Results
SOVC
Collin County

221

Statistics

	TOTAL	Election Day	Early Voting	Ballot By Mail	Provision al Ballots	Limited Ballots
Registered Voters - Total	4,690					
Ballots Cast - Total	1,343	279	1,046	17	1	0
Voter Turnout - Total	28.64%					

Mayor McKinney

Vote For 1

	TOTAL	VOTE %		Election Day	Early Voting	Ballot By Mail	Provision al Ballots	Limited Ballots
Jimmy R. Stewart	10	0.76%	<div><div></div></div>	3	7	0	0	0
George Fuller	892	67.47%	<div><div></div></div>	157	719	16	0	0
Tom Meredith	420	31.77%	<div><div></div></div>	116	303	1	0	0
Total Votes Cast	1,322	100.00%	<div><div></div></div>	276	1,029	17	0	0
Overvotes	0			0	0	0	0	0
Undervotes	21			3	17	0	1	0
Contest Totals	1,343			279	1,046	17	1	0

City Council At Large McKinney

Vote For 1

	TOTAL	VOTE %		Election Day	Early Voting	Ballot By Mail	Provision al Ballots	Limited Ballots
Brian J. Magnuson	436	42.04%	<div><div></div></div>	108	327	1	0	0
Charlie Philips	601	57.96%	<div><div></div></div>	111	475	15	0	0
Total Votes Cast	1,037	100.00%	<div><div></div></div>	219	802	16	0	0
Overvotes	0			0	0	0	0	0
Undervotes	306			60	244	1	1	0
Contest Totals	1,343			279	1,046	17	1	0

School District Board of Trustees, Place 2 McKinney District 2

Vote For 1

	TOTAL	VOTE %		Election Day	Early Voting	Ballot By Mail	Provision al Ballots	Limited Ballots
Philip Hassler	337	60.50%	<div><div></div></div>	70	262	5	0	0
Anthony Congine	220	39.50%	<div><div></div></div>	50	169	1	0	0
Total Votes Cast	557	100.00%	<div><div></div></div>	120	431	6	0	0
Overvotes	0			0	0	0	0	0
Undervotes	219			44	171	3	1	0
Contest Totals	776			164	602	9	1	0

Summary Results Report
May 1st, 2021 City/School General and Special
Elections
May 1st, 2021

Final Results
SOVC
Collin County

221

School District Board Of Trustees, Place 7 McKinney

Vote For 1

	TOTAL	VOTE %		Election Day	Early Voting	Ballot By Mail	Provision al Ballots	Limited Ballots
Serena Ashcroft	322	26.81%	<div><div></div></div>	92	230	0	0	0
Joy Booth	415	34.55%	<div><div></div></div>	92	313	10	0	0
Harvey Oaxaca	456	37.97%	<div><div></div></div>	63	388	5	0	0
J.B. Franze	8	0.67%	<div><div></div></div>	2	6	0	0	0
Total Votes Cast	1,201	100.00%	<div><div></div></div>	249	937	15	0	0
Overvotes	0			0	0	0	0	0
Undervotes	142			30	109	2	1	0
Contest Totals	1,343			279	1,046	17	1	0

Proposition A McKinney ISD

Vote For 1

	TOTAL	VOTE %		Election Day	Early Voting	Ballot By Mail	Provision al Ballots	Limited Ballots
For	1,027	79.37%	<div><div></div></div>	181	831	15	0	0
Against	267	20.63%	<div><div></div></div>	81	184	2	0	0
Total Votes Cast	1,294	100.00%	<div><div></div></div>	262	1,015	17	0	0
Overvotes	0			0	0	0	0	0
Undervotes	49			17	31	0	1	0
Contest Totals	1,343			279	1,046	17	1	0

Proposition B McKinney ISD

Vote For 1

	TOTAL	VOTE %		Election Day	Early Voting	Ballot By Mail	Provision al Ballots	Limited Ballots
For	893	68.75%	<div><div></div></div>	145	733	15	0	0
Against	406	31.25%	<div><div></div></div>	124	280	2	0	0
Total Votes Cast	1,299	100.00%	<div><div></div></div>	269	1,013	17	0	0
Overvotes	0			0	0	0	0	0
Undervotes	44			10	33	0	1	0
Contest Totals	1,343			279	1,046	17	1	0

Proposition C McKinney ISD

Vote For 1

	TOTAL	VOTE %		Election Day	Early Voting	Ballot By Mail	Provision al Ballots	Limited Ballots
For	873	67.00%	<div><div></div></div>	139	721	13	0	0
Against	430	33.00%	<div><div></div></div>	129	297	4	0	0
Total Votes Cast	1,303	100.00%	<div><div></div></div>	268	1,018	17	0	0
Overvotes	0			0	0	0	0	0
Undervotes	40			11	28	0	1	0
Contest Totals	1,343			279	1,046	17	1	0

Summary Results Report
May 1st, 2021 City/School General and Special
Elections
May 1st, 2021

Final Results
SOVC
Collin County

221

Proposition D McKinney ISD

Vote For 1

	TOTAL	VOTE %		Election Day	Early Voting	Ballot By Mail	Provision al Ballots	Limited Ballots
For	865	66.13%	<div><div></div></div>	136	717	12	0	0
Against	443	33.87%	<div><div></div></div>	133	305	5	0	0
Total Votes Cast	1,308	100.00%	<div><div></div></div>	269	1,022	17	0	0
Overvotes	0			0	0	0	0	0
Undervotes	35			10	24	0	1	0
Contest Totals	1,343			279	1,046	17	1	0

Trustee, Place 7 Collin County Community College

Vote For 1

	TOTAL	VOTE %		Election Day	Early Voting	Ballot By Mail	Provision al Ballots	Limited Ballots
Jim Orr	558	61.59%	<div><div></div></div>	133	421	4	0	0
Helen Chang	348	38.41%	<div><div></div></div>	68	272	8	0	0
Total Votes Cast	906	100.00%	<div><div></div></div>	201	693	12	0	0
Overvotes	0			0	0	0	0	0
Undervotes	437			78	353	5	1	0
Contest Totals	1,343			279	1,046	17	1	0

Trustee, Place 8 Collin County Community College

Vote For 1

	TOTAL	VOTE %		Election Day	Early Voting	Ballot By Mail	Provision al Ballots	Limited Ballots
Misty Irby	388	43.89%	<div><div></div></div>	71	311	6	0	0
Bob Collins	496	56.11%	<div><div></div></div>	124	365	7	0	0
Total Votes Cast	884	100.00%	<div><div></div></div>	195	676	13	0	0
Overvotes	0			0	0	0	0	0
Undervotes	459			84	370	4	1	0
Contest Totals	1,343			279	1,046	17	1	0

Trustee, Place 9 Collin County Community College

Vote For 1

	TOTAL	VOTE %		Election Day	Early Voting	Ballot By Mail	Provision al Ballots	Limited Ballots
Andy Hardin	618	72.79%	<div><div></div></div>	140	472	6	0	0
Jacoby Stewart Sr.	231	27.21%	<div><div></div></div>	47	179	5	0	0
Total Votes Cast	849	100.00%	<div><div></div></div>	187	651	11	0	0
Overvotes	0			0	0	0	0	0
Undervotes	494			92	395	6	1	0
Contest Totals	1,343			279	1,046	17	1	0

Summary Results Report
May 1st, 2021 City/School General and Special
Elections
May 1st, 2021

Final Results
SOVC
Collin County

222

Statistics

	TOTAL	Election Day	Early Voting	Ballot By Mail	Provisional Ballots	Limited Ballots
Registered Voters - Total	3,178					
Ballots Cast - Total	586	216	364	6	0	0
Voter Turnout - Total	18.44%					

Councilmember, Place No. 1 Allen

Vote For 1

	TOTAL	VOTE %		Election Day	Early Voting	Ballot By Mail	Provisional Ballots	Limited Ballots
Christopher Gaspard	19	3.52%	<div><div></div></div>	9	10	0	0	0
Malcom J. Wilkinson	17	3.15%	<div><div></div></div>	5	12	0	0	0
Daren Meis	264	48.98%	<div><div></div></div>	94	170	0	0	0
Nathan Polsky	15	2.78%	<div><div></div></div>	8	7	0	0	0
Andre Hines	15	2.78%	<div><div></div></div>	9	6	0	0	0
Dwight Burns	209	38.78%	<div><div></div></div>	68	137	4	0	0
Total Votes Cast	539	100.00%	<div><div></div></div>	193	342	4	0	0
Overvotes	0			0	0	0	0	0
Undervotes	47			23	22	2	0	0
Contest Totals	586			216	364	6	0	0

Councilmember, Place No. 3 Allen

Vote For 1

	TOTAL	VOTE %		Election Day	Early Voting	Ballot By Mail	Provisional Ballots	Limited Ballots
Joseph Jackson	19	3.45%	<div><div></div></div>	10	9	0	0	0
Joey Herald	59	10.73%	<div><div></div></div>	13	45	1	0	0
Lauren Doherty	256	46.55%	<div><div></div></div>	99	152	5	0	0
Dave Cornette	211	38.36%	<div><div></div></div>	79	132	0	0	0
Kenneth Wineburg, Jr.	5	0.91%	<div><div></div></div>	2	3	0	0	0
Total Votes Cast	550	100.00%	<div><div></div></div>	203	341	6	0	0
Overvotes	0			0	0	0	0	0
Undervotes	36			13	23	0	0	0
Contest Totals	586			216	364	6	0	0

Councilmember, Place No. 5 Allen

Vote For 1

	TOTAL	VOTE %		Election Day	Early Voting	Ballot By Mail	Provisional Ballots	Limited Ballots
Diane Martin	54	10.13%	<div><div></div></div>	21	32	1	0	0
Dave Shafer	244	45.78%	<div><div></div></div>	90	154	0	0	0
Philip Brewer	220	41.28%	<div><div></div></div>	74	143	3	0	0
Edson Mureeba	15	2.81%	<div><div></div></div>	6	8	1	0	0
Total Votes Cast	533	100.00%	<div><div></div></div>	191	337	5	0	0
Overvotes	0			0	0	0	0	0
Undervotes	53			25	27	1	0	0
Contest Totals	586			216	364	6	0	0

Summary Results Report
May 1st, 2021 City/School General and Special
Elections
May 1st, 2021

Final Results
SOVC
Collin County

222

School District Board of Trustees, Place 1 Allen

Vote For 1

	TOTAL	VOTE %		Election Day	Early Voting	Ballot By Mail	Provision al Ballots	Limited Ballots
Jorge J. Torres	114	22.09%	<div><div></div></div>	38	74	2	0	0
Sarah Mitchell	402	77.91%	<div><div></div></div>	144	254	4	0	0
Total Votes Cast	516	100.00%	<div><div></div></div>	182	328	6	0	0
Overvotes	0			0	0	0	0	0
Undervotes	70			34	36	0	0	0
Contest Totals	586			216	364	6	0	0

School District Board of Trustees, Place 2 Allen

Vote For 1

	TOTAL	VOTE %		Election Day	Early Voting	Ballot By Mail	Provision al Ballots	Limited Ballots
David W. Noll	328	66.80%	<div><div></div></div>	115	211	2	0	0
Stacey Greer	163	33.20%	<div><div></div></div>	65	95	3	0	0
Total Votes Cast	491	100.00%	<div><div></div></div>	180	306	5	0	0
Overvotes	0			0	0	0	0	0
Undervotes	95			36	58	1	0	0
Contest Totals	586			216	364	6	0	0

School District Board of Trustees, Place 3 Allen

Vote For 1

	TOTAL	VOTE %		Election Day	Early Voting	Ballot By Mail	Provision al Ballots	Limited Ballots
Kevin Cameron	371	74.80%	<div><div></div></div>	127	242	2	0	0
Deepak Kaithakkapuzha	125	25.20%	<div><div></div></div>	57	66	2	0	0
Total Votes Cast	496	100.00%	<div><div></div></div>	184	308	4	0	0
Overvotes	0			0	0	0	0	0
Undervotes	90			32	56	2	0	0
Contest Totals	586			216	364	6	0	0

Proposition A Allen ISD

Vote For 1

	TOTAL	VOTE %		Election Day	Early Voting	Ballot By Mail	Provision al Ballots	Limited Ballots
For	502	87.30%	<div><div></div></div>	187	313	2	0	0
Against	73	12.70%	<div><div></div></div>	24	45	4	0	0
Total Votes Cast	575	100.00%	<div><div></div></div>	211	358	6	0	0
Overvotes	0			0	0	0	0	0
Undervotes	11			5	6	0	0	0
Contest Totals	586			216	364	6	0	0

Summary Results Report
May 1st, 2021 City/School General and Special
Elections
May 1st, 2021

Final Results
SOVC
Collin County

222

Trustee, Place 7 Collin County Community College

Vote For 1

	TOTAL	VOTE %		Election Day	Early Voting	Ballot By Mail	Provision al Ballots	Limited Ballots
Jim Orr	271	53.03%	<div><div></div></div>	99	172	0	0	0
Helen Chang	240	46.97%	<div><div></div></div>	92	142	6	0	0
Total Votes Cast	511	100.00%	<div><div></div></div>	191	314	6	0	0
Overvotes	0			0	0	0	0	0
Undervotes	75			25	50	0	0	0
Contest Totals	586			216	364	6	0	0

Trustee, Place 8 Collin County Community College

Vote For 1

	TOTAL	VOTE %		Election Day	Early Voting	Ballot By Mail	Provision al Ballots	Limited Ballots
Misty Irby	229	46.83%	<div><div></div></div>	85	139	5	0	0
Bob Collins	260	53.17%	<div><div></div></div>	98	162	0	0	0
Total Votes Cast	489	100.00%	<div><div></div></div>	183	301	5	0	0
Overvotes	0			0	0	0	0	0
Undervotes	97			33	63	1	0	0
Contest Totals	586			216	364	6	0	0

Trustee, Place 9 Collin County Community College

Vote For 1

	TOTAL	VOTE %		Election Day	Early Voting	Ballot By Mail	Provision al Ballots	Limited Ballots
Andy Hardin	318	66.25%	<div><div></div></div>	121	195	2	0	0
Jacoby Stewart Sr.	162	33.75%	<div><div></div></div>	59	101	2	0	0
Total Votes Cast	480	100.00%	<div><div></div></div>	180	296	4	0	0
Overvotes	0			0	0	0	0	0
Undervotes	106			36	68	2	0	0
Contest Totals	586			216	364	6	0	0

Summary Results Report
May 1st, 2021 City/School General and Special
Elections
May 1st, 2021

Final Results
SOVC
Collin County

223

Statistics

	TOTAL	Election Day	Early Voting	Ballot By Mail	Provisional Ballots	Limited Ballots
Registered Voters - Total	1,913					
Ballots Cast - Total	415	106	299	9	1	0
Voter Turnout - Total	21.69%					

Councilmember, Place No. 1 Allen

Vote For 1

	TOTAL	VOTE %		Election Day	Early Voting	Ballot By Mail	Provisional Ballots	Limited Ballots
Christopher Gaspard	13	3.50%	<div><div></div></div>	3	10	0	0	0
Malcom J. Wilkinson	4	1.08%	<div><div></div></div>	2	2	0	0	0
Daren Meis	201	54.18%	<div><div></div></div>	49	152	0	0	0
Nathan Polsky	9	2.43%	<div><div></div></div>	2	7	0	0	0
Andre Hines	8	2.16%	<div><div></div></div>	3	4	1	0	0
Dwight Burns	136	36.66%	<div><div></div></div>	34	95	6	1	0
Total Votes Cast	371	100.00%	<div><div></div></div>	93	270	7	1	0
Overvotes	0			0	0	0	0	0
Undervotes	44			13	29	2	0	0
Contest Totals	415			106	299	9	1	0

Councilmember, Place No. 3 Allen

Vote For 1

	TOTAL	VOTE %		Election Day	Early Voting	Ballot By Mail	Provisional Ballots	Limited Ballots
Joseph Jackson	3	0.76%	<div><div></div></div>	3	0	0	0	0
Joey Herald	35	8.88%	<div><div></div></div>	11	23	0	1	0
Lauren Doherty	166	42.13%	<div><div></div></div>	41	116	9	0	0
Dave Cornette	188	47.72%	<div><div></div></div>	43	145	0	0	0
Kenneth Wineburg, Jr.	2	0.51%	<div><div></div></div>	0	2	0	0	0
Total Votes Cast	394	100.00%	<div><div></div></div>	98	286	9	1	0
Overvotes	0			0	0	0	0	0
Undervotes	21			8	13	0	0	0
Contest Totals	415			106	299	9	1	0

Councilmember, Place No. 5 Allen

Vote For 1

	TOTAL	VOTE %		Election Day	Early Voting	Ballot By Mail	Provisional Ballots	Limited Ballots
Diane Martin	15	3.77%	<div><div></div></div>	4	11	0	0	0
Dave Shafer	191	47.99%	<div><div></div></div>	50	141	0	0	0
Philip Brewer	188	47.24%	<div><div></div></div>	47	131	9	1	0
Edson Mureeba	4	1.00%	<div><div></div></div>	2	2	0	0	0
Total Votes Cast	398	100.00%	<div><div></div></div>	103	285	9	1	0
Overvotes	0			0	0	0	0	0
Undervotes	17			3	14	0	0	0
Contest Totals	415			106	299	9	1	0

Summary Results Report
May 1st, 2021 City/School General and Special
Elections
May 1st, 2021

Final Results
SOVC
Collin County

223

School District Board of Trustees, Place 1 Allen

Vote For 1

	TOTAL	VOTE %		Election Day	Early Voting	Ballot By Mail	Provision al Ballots	Limited Ballots
Jorge J. Torres	69	18.75%	<div><div></div></div>	24	44	1	0	0
Sarah Mitchell	299	81.25%	<div><div></div></div>	66	225	7	1	0
Total Votes Cast	368	100.00%	<div><div></div></div>	90	269	8	1	0
Overvotes	0			0	0	0	0	0
Undervotes	47			16	30	1	0	0
Contest Totals	415			106	299	9	1	0

School District Board of Trustees, Place 2 Allen

Vote For 1

	TOTAL	VOTE %		Election Day	Early Voting	Ballot By Mail	Provision al Ballots	Limited Ballots
David W. Noll	268	74.44%	<div><div></div></div>	61	203	3	1	0
Stacey Greer	92	25.56%	<div><div></div></div>	25	62	5	0	0
Total Votes Cast	360	100.00%	<div><div></div></div>	86	265	8	1	0
Overvotes	0			0	0	0	0	0
Undervotes	55			20	34	1	0	0
Contest Totals	415			106	299	9	1	0

School District Board of Trustees, Place 3 Allen

Vote For 1

	TOTAL	VOTE %		Election Day	Early Voting	Ballot By Mail	Provision al Ballots	Limited Ballots
Kevin Cameron	294	83.05%	<div><div></div></div>	60	228	5	1	0
Deepak Kaithakkapuzha	60	16.95%	<div><div></div></div>	22	34	4	0	0
Total Votes Cast	354	100.00%	<div><div></div></div>	82	262	9	1	0
Overvotes	0			0	0	0	0	0
Undervotes	61			24	37	0	0	0
Contest Totals	415			106	299	9	1	0

Proposition A Allen ISD

Vote For 1

	TOTAL	VOTE %		Election Day	Early Voting	Ballot By Mail	Provision al Ballots	Limited Ballots
For	377	93.32%	<div><div></div></div>	93	279	4	1	0
Against	27	6.68%	<div><div></div></div>	9	13	5	0	0
Total Votes Cast	404	100.00%	<div><div></div></div>	102	292	9	1	0
Overvotes	0			0	0	0	0	0
Undervotes	11			4	7	0	0	0
Contest Totals	415			106	299	9	1	0

Summary Results Report
May 1st, 2021 City/School General and Special
Elections
May 1st, 2021

Final Results
SOVC
Collin County

223

Trustee, Place 7 Collin County Community College

Vote For 1

	TOTAL	VOTE %		Election Day	Early Voting	Ballot By Mail	Provision al Ballots	Limited Ballots
Jim Orr	207	58.64%	<div><div></div></div>	50	155	2	0	0
Helen Chang	146	41.36%	<div><div></div></div>	34	104	7	1	0
Total Votes Cast	353	100.00%	<div><div></div></div>	84	259	9	1	0
Overvotes	0			0	0	0	0	0
Undervotes	62			22	40	0	0	0
Contest Totals	415			106	299	9	1	0

Trustee, Place 8 Collin County Community College

Vote For 1

	TOTAL	VOTE %		Election Day	Early Voting	Ballot By Mail	Provision al Ballots	Limited Ballots
Misty Irby	141	40.87%	<div><div></div></div>	40	94	7	0	0
Bob Collins	204	59.13%	<div><div></div></div>	43	158	2	1	0
Total Votes Cast	345	100.00%	<div><div></div></div>	83	252	9	1	0
Overvotes	0			0	0	0	0	0
Undervotes	70			23	47	0	0	0
Contest Totals	415			106	299	9	1	0

Trustee, Place 9 Collin County Community College

Vote For 1

	TOTAL	VOTE %		Election Day	Early Voting	Ballot By Mail	Provision al Ballots	Limited Ballots
Andy Hardin	249	73.67%	<div><div></div></div>	59	183	6	1	0
Jacoby Stewart Sr.	89	26.33%	<div><div></div></div>	19	67	3	0	0
Total Votes Cast	338	100.00%	<div><div></div></div>	78	250	9	1	0
Overvotes	0			0	0	0	0	0
Undervotes	77			28	49	0	0	0
Contest Totals	415			106	299	9	1	0

Summary Results Report
May 1st, 2021 City/School General and Special
Elections
May 1st, 2021

Final Results
SOVC
Collin County

224

Statistics

	TOTAL	Election Day	Early Voting	Ballot By Mail	Provisional Ballots	Limited Ballots
Registered Voters - Total	2,576					
Ballots Cast - Total	336	118	218	0	0	0
Voter Turnout - Total	13.04%					

Town Council, Place 2 Prosper

Vote For 1

	TOTAL	VOTE %		Election Day	Early Voting	Ballot By Mail	Provisional Ballots	Limited Ballots
Craig Andres	238	100.00%	<div><div></div></div>	80	158	0	0	0
Total Votes Cast	238	100.00%	<div><div></div></div>	80	158	0	0	0
Overvotes	0			0	0	0	0	0
Undervotes	98			38	60	0	0	0
Contest Totals	336			118	218	0	0	0

Town Council, Place 6 Prosper

Vote For 1

	TOTAL	VOTE %		Election Day	Early Voting	Ballot By Mail	Provisional Ballots	Limited Ballots
Christopher Wardlaw	64	20.06%	<div><div></div></div>	19	45	0	0	0
Charles Cotten	255	79.94%	<div><div></div></div>	95	160	0	0	0
Total Votes Cast	319	100.00%	<div><div></div></div>	114	205	0	0	0
Overvotes	0			0	0	0	0	0
Undervotes	17			4	13	0	0	0
Contest Totals	336			118	218	0	0	0

Trustee, Place 4 Prosper

Vote For 1

	TOTAL	VOTE %		Election Day	Early Voting	Ballot By Mail	Provisional Ballots	Limited Ballots
Bettye H. Okae	10	3.04%	<div><div></div></div>	1	9	0	0	0
Chianna Rodgers	30	9.12%	<div><div></div></div>	9	21	0	0	0
Pat Cochrane	79	24.01%	<div><div></div></div>	39	40	0	0	0
Alexander E. Cornwallis	18	5.47%	<div><div></div></div>	7	11	0	0	0
Bill Beavers	192	58.36%	<div><div></div></div>	62	130	0	0	0
Total Votes Cast	329	100.00%	<div><div></div></div>	118	211	0	0	0
Overvotes	0			0	0	0	0	0
Undervotes	7			0	7	0	0	0
Contest Totals	336			118	218	0	0	0

Trustee, Place 7 Prosper

Vote For 1

	TOTAL	VOTE %		Election Day	Early Voting	Ballot By Mail	Provisional Ballots	Limited Ballots
Drew Wilborn	227	71.16%	<div><div></div></div>	67	160	0	0	0
Kristin Meier	92	28.84%	<div><div></div></div>	45	47	0	0	0
Total Votes Cast	319	100.00%	<div><div></div></div>	112	207	0	0	0
Overvotes	0			0	0	0	0	0
Undervotes	17			6	11	0	0	0
Contest Totals	336			118	218	0	0	0

Summary Results Report
May 1st, 2021 City/School General and Special
Elections
May 1st, 2021

Final Results
SOVC
Collin County

224

Trustee, Place 7 Collin County Community College

Vote For 1

	TOTAL	VOTE %		Election Day	Early Voting	Ballot By Mail	Provision al Ballots	Limited Ballots
Jim Orr	142	65.74%	<div><div></div></div>	52	90	0	0	0
Helen Chang	74	34.26%	<div><div></div></div>	23	51	0	0	0
Total Votes Cast	216	100.00%	<div><div></div></div>	75	141	0	0	0
Overvotes	0			0	0	0	0	0
Undervotes	120			43	77	0	0	0
Contest Totals	336			118	218	0	0	0

Trustee, Place 8 Collin County Community College

Vote For 1

	TOTAL	VOTE %		Election Day	Early Voting	Ballot By Mail	Provision al Ballots	Limited Ballots
Misty Irby	79	37.26%	<div><div></div></div>	27	52	0	0	0
Bob Collins	133	62.74%	<div><div></div></div>	44	89	0	0	0
Total Votes Cast	212	100.00%	<div><div></div></div>	71	141	0	0	0
Overvotes	0			0	0	0	0	0
Undervotes	124			47	77	0	0	0
Contest Totals	336			118	218	0	0	0

Trustee, Place 9 Collin County Community College

Vote For 1

	TOTAL	VOTE %		Election Day	Early Voting	Ballot By Mail	Provision al Ballots	Limited Ballots
Andy Hardin	156	74.64%	<div><div></div></div>	53	103	0	0	0
Jacoby Stewart Sr.	53	25.36%	<div><div></div></div>	19	34	0	0	0
Total Votes Cast	209	100.00%	<div><div></div></div>	72	137	0	0	0
Overvotes	0			0	0	0	0	0
Undervotes	127			46	81	0	0	0
Contest Totals	336			118	218	0	0	0

Summary Results Report
May 1st, 2021 City/School General and Special
Elections
May 1st, 2021

Final Results
SOVC
Collin County

225

Statistics

	TOTAL	Election Day	Early Voting	Ballot By Mail	Provision al Ballots	Limited Ballots
Registered Voters - Total	3,616					
Ballots Cast - Total	238	91	139	6	2	0
Voter Turnout - Total	6.58%					

City Council, Place 1 Frisco

Vote For 1

	TOTAL	VOTE %		Election Day	Early Voting	Ballot By Mail	Provision al Ballots	Limited Ballots
John Keating	169	78.24%	<div><div></div></div>	69	97	3	0	0
JP Schade	47	21.76%	<div><div></div></div>	18	28	1	0	0
Total Votes Cast	216	100.00%	<div><div></div></div>	87	125	4	0	0
Overvotes	0			0	0	0	0	0
Undervotes	22			4	14	2	2	0
Contest Totals	238			91	139	6	2	0

City Council, Place 3 Frisco

Vote For 1

	TOTAL	VOTE %		Election Day	Early Voting	Ballot By Mail	Provision al Ballots	Limited Ballots
Sai Krishna	35	14.96%	<div><div></div></div>	14	20	1	0	0
Angelia Pelham	77	32.91%	<div><div></div></div>	26	49	2	0	0
Jennifer White	69	29.49%	<div><div></div></div>	28	40	1	0	0
Karen Cunningham	53	22.65%	<div><div></div></div>	23	28	2	0	0
Total Votes Cast	234	100.00%	<div><div></div></div>	91	137	6	0	0
Overvotes	0			0	0	0	0	0
Undervotes	4			0	2	0	2	0
Contest Totals	238			91	139	6	2	0

Trustee, Place 6 Frisco

Vote For 1

	TOTAL	VOTE %		Election Day	Early Voting	Ballot By Mail	Provision al Ballots	Limited Ballots
John Classe	162	100.00%	<div><div></div></div>	64	96	2	0	0
Total Votes Cast	162	100.00%	<div><div></div></div>	64	96	2	0	0
Overvotes	0			0	0	0	0	0
Undervotes	76			27	43	4	2	0
Contest Totals	238			91	139	6	2	0

Trustee, Place 7 Frisco

Vote For 1

	TOTAL	VOTE %		Election Day	Early Voting	Ballot By Mail	Provision al Ballots	Limited Ballots
Evelyn Brooks	87	39.19%	<div><div></div></div>	30	54	3	0	0
René Archambault	135	60.81%	<div><div></div></div>	57	75	3	0	0
Total Votes Cast	222	100.00%	<div><div></div></div>	87	129	6	0	0
Overvotes	0			0	0	0	0	0
Undervotes	16			4	10	0	2	0
Contest Totals	238			91	139	6	2	0

Summary Results Report
May 1st, 2021 City/School General and Special
Elections
May 1st, 2021

Final Results
SOVC
Collin County

225

Trustee, Place 7 Collin County Community College

Vote For 1

	TOTAL	VOTE %		Election Day	Early Voting	Ballot By Mail	Provision al Ballots	Limited Ballots
Jim Orr	98	45.58%	<div><div></div></div>	43	52	1	2	0
Helen Chang	117	54.42%	<div><div></div></div>	39	73	5	0	0
Total Votes Cast	215	100.00%	<div><div></div></div>	82	125	6	2	0
Overvotes	0			0	0	0	0	0
Undervotes	23			9	14	0	0	0
Contest Totals	238			91	139	6	2	0

Trustee, Place 8 Collin County Community College

Vote For 1

	TOTAL	VOTE %		Election Day	Early Voting	Ballot By Mail	Provision al Ballots	Limited Ballots
Misty Irby	107	50.71%	<div><div></div></div>	36	66	5	0	0
Bob Collins	104	49.29%	<div><div></div></div>	45	56	1	2	0
Total Votes Cast	211	100.00%	<div><div></div></div>	81	122	6	2	0
Overvotes	0			0	0	0	0	0
Undervotes	27			10	17	0	0	0
Contest Totals	238			91	139	6	2	0

Trustee, Place 9 Collin County Community College

Vote For 1

	TOTAL	VOTE %		Election Day	Early Voting	Ballot By Mail	Provision al Ballots	Limited Ballots
Andy Hardin	122	60.10%	<div><div></div></div>	58	59	3	2	0
Jacoby Stewart Sr.	81	39.90%	<div><div></div></div>	23	55	3	0	0
Total Votes Cast	203	100.00%	<div><div></div></div>	81	114	6	2	0
Overvotes	0			0	0	0	0	0
Undervotes	35			10	25	0	0	0
Contest Totals	238			91	139	6	2	0

Summary Results Report
May 1st, 2021 City/School General and Special
Elections
May 1st, 2021

Final Results
SOVC
Collin County

226

Statistics

	TOTAL	Election Day	Early Voting	Ballot By Mail	Provisional Ballots	Limited Ballots
Registered Voters - Total	4,173					
Ballots Cast - Total	513	177	326	10	0	0
Voter Turnout - Total	12.29%					

Mayor McKinney

Vote For 1

	TOTAL	VOTE %		Election Day	Early Voting	Ballot By Mail	Provisional Ballots	Limited Ballots
Jimmy R. Stewart	21	4.13%	<div><div></div></div>	9	10	2	0	0
George Fuller	339	66.60%	<div><div></div></div>	110	222	7	0	0
Tom Meredith	149	29.27%	<div><div></div></div>	55	93	1	0	0
Total Votes Cast	509	100.00%	<div><div></div></div>	174	325	10	0	0
Overvotes	0			0	0	0	0	0
Undervotes	4			3	1	0	0	0
Contest Totals	513			177	326	10	0	0

City Council At Large McKinney

Vote For 1

	TOTAL	VOTE %		Election Day	Early Voting	Ballot By Mail	Provisional Ballots	Limited Ballots
Brian J. Magnuson	191	44.42%	<div><div></div></div>	63	123	5	0	0
Charlie Philips	239	55.58%	<div><div></div></div>	79	157	3	0	0
Total Votes Cast	430	100.00%	<div><div></div></div>	142	280	8	0	0
Overvotes	0			0	0	0	0	0
Undervotes	83			35	46	2	0	0
Contest Totals	513			177	326	10	0	0

Trustee, Place 6 Frisco

Vote For 1

	TOTAL	VOTE %		Election Day	Early Voting	Ballot By Mail	Provisional Ballots	Limited Ballots
John Classe	295	100.00%	<div><div></div></div>	96	189	10	0	0
Total Votes Cast	295	100.00%	<div><div></div></div>	96	189	10	0	0
Overvotes	0			0	0	0	0	0
Undervotes	218			81	137	0	0	0
Contest Totals	513			177	326	10	0	0

Trustee, Place 7 Frisco

Vote For 1

	TOTAL	VOTE %		Election Day	Early Voting	Ballot By Mail	Provisional Ballots	Limited Ballots
Evelyn Brooks	192	52.46%	<div><div></div></div>	72	114	6	0	0
René Archambault	174	47.54%	<div><div></div></div>	51	119	4	0	0
Total Votes Cast	366	100.00%	<div><div></div></div>	123	233	10	0	0
Overvotes	0			0	0	0	0	0
Undervotes	147			54	93	0	0	0
Contest Totals	513			177	326	10	0	0

Summary Results Report
May 1st, 2021 City/School General and Special
Elections
May 1st, 2021

Final Results
SOVC
Collin County

226

Trustee, Place 7 Collin County Community College

Vote For 1

	TOTAL	VOTE %		Election Day	Early Voting	Ballot By Mail	Provision al Ballots	Limited Ballots
Jim Orr	205	49.88%	<div><div></div></div>	61	139	5	0	0
Helen Chang	206	50.12%	<div><div></div></div>	77	126	3	0	0
Total Votes Cast	411	100.00%	<div><div></div></div>	138	265	8	0	0
Overvotes	0			0	0	0	0	0
Undervotes	102			39	61	2	0	0
Contest Totals	513			177	326	10	0	0

Trustee, Place 8 Collin County Community College

Vote For 1

	TOTAL	VOTE %		Election Day	Early Voting	Ballot By Mail	Provision al Ballots	Limited Ballots
Misty Irby	226	57.95%	<div><div></div></div>	79	141	6	0	0
Bob Collins	164	42.05%	<div><div></div></div>	52	109	3	0	0
Total Votes Cast	390	100.00%	<div><div></div></div>	131	250	9	0	0
Overvotes	0			0	0	0	0	0
Undervotes	123			46	76	1	0	0
Contest Totals	513			177	326	10	0	0

Trustee, Place 9 Collin County Community College

Vote For 1

	TOTAL	VOTE %		Election Day	Early Voting	Ballot By Mail	Provision al Ballots	Limited Ballots
Andy Hardin	247	63.17%	<div><div></div></div>	82	162	3	0	0
Jacoby Stewart Sr.	144	36.83%	<div><div></div></div>	47	92	5	0	0
Total Votes Cast	391	100.00%	<div><div></div></div>	129	254	8	0	0
Overvotes	0			0	0	0	0	0
Undervotes	122			48	72	2	0	0
Contest Totals	513			177	326	10	0	0

Summary Results Report
May 1st, 2021 City/School General and Special
Elections
May 1st, 2021

Final Results
SOVC
Collin County

227

Statistics

	TOTAL	Election Day	Early Voting	Ballot By Mail	Provision al Ballots	Limited Ballots
Registered Voters - Total	4,070					
Ballots Cast - Total	660	210	441	9	0	0
Voter Turnout - Total	16.22%					

Councilmember, Place No. 1 Allen

Vote For 1

	TOTAL	VOTE %		Election Day	Early Voting	Ballot By Mail	Provision al Ballots	Limited Ballots
Christopher Gaspard	18	3.17%	<div><div></div></div>	6	12	0	0	0
Malcom J. Wilkinson	12	2.11%	<div><div></div></div>	3	9	0	0	0
Daren Meis	246	43.31%	<div><div></div></div>	81	164	1	0	0
Nathan Polsky	18	3.17%	<div><div></div></div>	6	12	0	0	0
Andre Hines	10	1.76%	<div><div></div></div>	3	6	1	0	0
Dwight Burns	264	46.48%	<div><div></div></div>	70	187	7	0	0
Total Votes Cast	568	100.00%	<div><div></div></div>	169	390	9	0	0
Overvotes	0			0	0	0	0	0
Undervotes	92			41	51	0	0	0
Contest Totals	660			210	441	9	0	0

Councilmember, Place No. 3 Allen

Vote For 1

	TOTAL	VOTE %		Election Day	Early Voting	Ballot By Mail	Provision al Ballots	Limited Ballots
Joseph Jackson	14	2.37%	<div><div></div></div>	5	9	0	0	0
Joey Herald	109	18.47%	<div><div></div></div>	39	68	2	0	0
Lauren Doherty	276	46.78%	<div><div></div></div>	75	195	6	0	0
Dave Cornette	188	31.86%	<div><div></div></div>	59	128	1	0	0
Kenneth Wineburg, Jr.	3	0.51%	<div><div></div></div>	1	2	0	0	0
Total Votes Cast	590	100.00%	<div><div></div></div>	179	402	9	0	0
Overvotes	0			0	0	0	0	0
Undervotes	70			31	39	0	0	0
Contest Totals	660			210	441	9	0	0

Councilmember, Place No. 5 Allen

Vote For 1

	TOTAL	VOTE %		Election Day	Early Voting	Ballot By Mail	Provision al Ballots	Limited Ballots
Diane Martin	62	11.21%	<div><div></div></div>	28	34	0	0	0
Dave Shafer	210	37.97%	<div><div></div></div>	68	142	0	0	0
Philip Brewer	268	48.46%	<div><div></div></div>	71	188	9	0	0
Edson Mureeba	13	2.35%	<div><div></div></div>	4	9	0	0	0
Total Votes Cast	553	100.00%	<div><div></div></div>	171	373	9	0	0
Overvotes	0			0	0	0	0	0
Undervotes	107			39	68	0	0	0
Contest Totals	660			210	441	9	0	0

Summary Results Report
May 1st, 2021 City/School General and Special
Elections
May 1st, 2021

Final Results
SOVC
Collin County

227

School District Board of Trustees, Place 1 Allen

Vote For 1

	TOTAL	VOTE %		Election Day	Early Voting	Ballot By Mail	Provision al Ballots	Limited Ballots
Jorge J. Torres	157	27.74%	<div><div></div></div>	50	101	6	0	0
Sarah Mitchell	409	72.26%	<div><div></div></div>	126	280	3	0	0
Total Votes Cast	566	100.00%	<div><div></div></div>	176	381	9	0	0
Overvotes	0			0	0	0	0	0
Undervotes	94			34	60	0	0	0
Contest Totals	660			210	441	9	0	0

School District Board of Trustees, Place 2 Allen

Vote For 1

	TOTAL	VOTE %		Election Day	Early Voting	Ballot By Mail	Provision al Ballots	Limited Ballots
David W. Noll	375	69.32%	<div><div></div></div>	112	257	6	0	0
Stacey Greer	166	30.68%	<div><div></div></div>	57	107	2	0	0
Total Votes Cast	541	100.00%	<div><div></div></div>	169	364	8	0	0
Overvotes	0			0	0	0	0	0
Undervotes	119			41	77	1	0	0
Contest Totals	660			210	441	9	0	0

School District Board of Trustees, Place 3 Allen

Vote For 1

	TOTAL	VOTE %		Election Day	Early Voting	Ballot By Mail	Provision al Ballots	Limited Ballots
Kevin Cameron	467	83.24%	<div><div></div></div>	148	312	7	0	0
Deepak Kaithakkapuzha	94	16.76%	<div><div></div></div>	28	65	1	0	0
Total Votes Cast	561	100.00%	<div><div></div></div>	176	377	8	0	0
Overvotes	0			0	0	0	0	0
Undervotes	99			34	64	1	0	0
Contest Totals	660			210	441	9	0	0

Proposition A Allen ISD

Vote For 1

	TOTAL	VOTE %		Election Day	Early Voting	Ballot By Mail	Provision al Ballots	Limited Ballots
For	609	93.98%	<div><div></div></div>	193	408	8	0	0
Against	39	6.02%	<div><div></div></div>	16	23	0	0	0
Total Votes Cast	648	100.00%	<div><div></div></div>	209	431	8	0	0
Overvotes	0			0	0	0	0	0
Undervotes	12			1	10	1	0	0
Contest Totals	660			210	441	9	0	0

Summary Results Report
May 1st, 2021 City/School General and Special
Elections
May 1st, 2021

Final Results
SOVC
Collin County

227

Trustee, Place 7 Collin County Community College

Vote For 1

	TOTAL	VOTE %		Election Day	Early Voting	Ballot By Mail	Provision al Ballots	Limited Ballots
Jim Orr	271	52.32%	<div><div></div></div>	95	174	2	0	0
Helen Chang	247	47.68%	<div><div></div></div>	69	173	5	0	0
Total Votes Cast	518	100.00%	<div><div></div></div>	164	347	7	0	0
Overvotes	0			0	0	0	0	0
Undervotes	142			46	94	2	0	0
Contest Totals	660			210	441	9	0	0

Trustee, Place 8 Collin County Community College

Vote For 1

	TOTAL	VOTE %		Election Day	Early Voting	Ballot By Mail	Provision al Ballots	Limited Ballots
Misty Irby	257	51.50%	<div><div></div></div>	82	171	4	0	0
Bob Collins	242	48.50%	<div><div></div></div>	78	161	3	0	0
Total Votes Cast	499	100.00%	<div><div></div></div>	160	332	7	0	0
Overvotes	0			0	0	0	0	0
Undervotes	161			50	109	2	0	0
Contest Totals	660			210	441	9	0	0

Trustee, Place 9 Collin County Community College

Vote For 1

	TOTAL	VOTE %		Election Day	Early Voting	Ballot By Mail	Provision al Ballots	Limited Ballots
Andy Hardin	300	61.48%	<div><div></div></div>	102	196	2	0	0
Jacoby Stewart Sr.	188	38.52%	<div><div></div></div>	53	130	5	0	0
Total Votes Cast	488	100.00%	<div><div></div></div>	155	326	7	0	0
Overvotes	0			0	0	0	0	0
Undervotes	172			55	115	2	0	0
Contest Totals	660			210	441	9	0	0

Summary Results Report
May 1st, 2021 City/School General and Special
Elections
May 1st, 2021

Final Results
SOVC
Collin County

228

Statistics

	TOTAL	Election Day	Early Voting	Ballot By Mail	Provision al Ballots	Limited Ballots
Registered Voters - Total	4,408					
Ballots Cast - Total	56	30	26	0	0	0
Voter Turnout - Total	1.27%					

Trustee, Place 7 Collin County Community College

Vote For 1

	TOTAL	VOTE %		Election Day	Early Voting	Ballot By Mail	Provision al Ballots	Limited Ballots
Jim Orr	18	33.33%	<div><div></div></div>	10	8	0	0	0
Helen Chang	36	66.67%	<div><div></div></div>	19	17	0	0	0
Total Votes Cast	54	100.00%	<div><div></div></div>	29	25	0	0	0
Overvotes	0			0	0	0	0	0
Undervotes	2			1	1	0	0	0
Contest Totals	56			30	26	0	0	0

Trustee, Place 8 Collin County Community College

Vote For 1

	TOTAL	VOTE %		Election Day	Early Voting	Ballot By Mail	Provision al Ballots	Limited Ballots
Misty Irby	38	67.86%	<div><div></div></div>	19	19	0	0	0
Bob Collins	18	32.14%	<div><div></div></div>	11	7	0	0	0
Total Votes Cast	56	100.00%	<div><div></div></div>	30	26	0	0	0
Overvotes	0			0	0	0	0	0
Undervotes	0			0	0	0	0	0
Contest Totals	56			30	26	0	0	0

Trustee, Place 9 Collin County Community College

Vote For 1

	TOTAL	VOTE %		Election Day	Early Voting	Ballot By Mail	Provision al Ballots	Limited Ballots
Andy Hardin	23	41.82%	<div><div></div></div>	13	10	0	0	0
Jacoby Stewart Sr.	32	58.18%	<div><div></div></div>	16	16	0	0	0
Total Votes Cast	55	100.00%	<div><div></div></div>	29	26	0	0	0
Overvotes	0			0	0	0	0	0
Undervotes	1			1	0	0	0	0
Contest Totals	56			30	26	0	0	0

Summary Results Report
May 1st, 2021 City/School General and Special
Elections
May 1st, 2021

Final Results
SOVC
Collin County

229

Statistics

	TOTAL	Election Day	Early Voting	Ballot By Mail	Provisional Ballots	Limited Ballots
Registered Voters - Total	1,243					
Ballots Cast - Total	111	42	65	4	0	0
Voter Turnout - Total	8.93%					

City Council, Place 1 Frisco

Vote For 1

	TOTAL	VOTE %		Election Day	Early Voting	Ballot By Mail	Provisional Ballots	Limited Ballots
John Keating	75	73.53%	<div><div></div></div>	30	42	3	0	0
JP Schade	27	26.47%	<div><div></div></div>	10	16	1	0	0
Total Votes Cast	102	100.00%	<div><div></div></div>	40	58	4	0	0
Overvotes	0			0	0	0	0	0
Undervotes	9			2	7	0	0	0
Contest Totals	111			42	65	4	0	0

City Council, Place 3 Frisco

Vote For 1

	TOTAL	VOTE %		Election Day	Early Voting	Ballot By Mail	Provisional Ballots	Limited Ballots
Sai Krishna	4	3.74%	<div><div></div></div>	2	2	0	0	0
Angelia Pelham	38	35.51%	<div><div></div></div>	12	26	0	0	0
Jennifer White	25	23.36%	<div><div></div></div>	14	8	3	0	0
Karen Cunningham	40	37.38%	<div><div></div></div>	14	25	1	0	0
Total Votes Cast	107	100.00%	<div><div></div></div>	42	61	4	0	0
Overvotes	0			0	0	0	0	0
Undervotes	4			0	4	0	0	0
Contest Totals	111			42	65	4	0	0

Trustee, Place 6 Frisco

Vote For 1

	TOTAL	VOTE %		Election Day	Early Voting	Ballot By Mail	Provisional Ballots	Limited Ballots
John Classe	79	100.00%	<div><div></div></div>	31	44	4	0	0
Total Votes Cast	79	100.00%	<div><div></div></div>	31	44	4	0	0
Overvotes	0			0	0	0	0	0
Undervotes	32			11	21	0	0	0
Contest Totals	111			42	65	4	0	0

Trustee, Place 7 Frisco

Vote For 1

	TOTAL	VOTE %		Election Day	Early Voting	Ballot By Mail	Provisional Ballots	Limited Ballots
Evelyn Brooks	39	36.11%	<div><div></div></div>	19	18	2	0	0
René Archambault	69	63.89%	<div><div></div></div>	22	45	2	0	0
Total Votes Cast	108	100.00%	<div><div></div></div>	41	63	4	0	0
Overvotes	0			0	0	0	0	0
Undervotes	3			1	2	0	0	0
Contest Totals	111			42	65	4	0	0

Summary Results Report
May 1st, 2021 City/School General and Special
Elections
May 1st, 2021

Final Results
SOVC
Collin County

229

Trustee, Place 4 Prosper

Vote For 1

	TOTAL	VOTE %	Election Day	Early Voting	Ballot By Mail	Provision al Ballots	Limited Ballots
Bettye H. Okae	0		0	0	0	0	0
Chianna Rodgers	0		0	0	0	0	0
Pat Cochrane	0		0	0	0	0	0
Alexander E. Cornwallis	0		0	0	0	0	0
Bill Beavers	0		0	0	0	0	0
Total Votes Cast	0		0	0	0	0	0
Overvotes	0		0	0	0	0	0
Undervotes	0		0	0	0	0	0
Contest Totals	0		0	0	0	0	0




Trustee, Place 7 Prosper

Vote For 1

	TOTAL	VOTE %	Election Day	Early Voting	Ballot By Mail	Provision al Ballots	Limited Ballots
Drew Wilborn	0		0	0	0	0	0
Kristin Meier	0		0	0	0	0	0
Total Votes Cast	0		0	0	0	0	0
Overvotes	0		0	0	0	0	0
Undervotes	0		0	0	0	0	0
Contest Totals	0		0	0	0	0	0




Trustee, Place 7 Collin County Community College

Vote For 1

	TOTAL	VOTE %	Election Day	Early Voting	Ballot By Mail	Provision al Ballots	Limited Ballots
Jim Orr	44	46.32% 	20	22	2	0	0
Helen Chang	51	53.68% 	18	31	2	0	0
Total Votes Cast	95	100.00% 	38	53	4	0	0
Overvotes	0		0	0	0	0	0
Undervotes	16		4	12	0	0	0
Contest Totals	111		42	65	4	0	0

Trustee, Place 8 Collin County Community College

Vote For 1

	TOTAL	VOTE %	Election Day	Early Voting	Ballot By Mail	Provision al Ballots	Limited Ballots
Misty Irby	50	53.19% 	16	32	2	0	0
Bob Collins	44	46.81% 	21	21	2	0	0
Total Votes Cast	94	100.00% 	37	53	4	0	0
Overvotes	0		0	0	0	0	0
Undervotes	17		5	12	0	0	0
Contest Totals	111		42	65	4	0	0

Summary Results Report
 May 1st, 2021 City/School General and Special
 Elections
 May 1st, 2021

Final Results
 SOVC
 Collin County

229

Trustee, Place 9 Collin County Community College

Vote For 1

	TOTAL	VOTE %		Election Day	Early Voting	Ballot By Mail	Provision al Ballots	Limited Ballots
Andy Hardin	57	58.76%	<div><div></div></div>	27	28	2	0	0
Jacoby Stewart Sr.	40	41.24%	<div><div></div></div>	11	27	2	0	0
Total Votes Cast	97	100.00%	<div><div></div></div>	38	55	4	0	0
Overvotes	0			0	0	0	0	0
Undervotes	14			4	10	0	0	0
Contest Totals	111			42	65	4	0	0

Summary Results Report
May 1st, 2021 City/School General and Special
Elections
May 1st, 2021

Final Results
SOVC
Collin County





230

Statistics

	TOTAL	Election Day	Early Voting	Ballot By Mail	Provisional Ballots	Limited Ballots
Registered Voters - Total	4,279					
Ballots Cast - Total	394	129	255	10	0	0
Voter Turnout - Total	9.21%					




Mayor McKinney

Vote For 1

	TOTAL	VOTE %	Election Day	Early Voting	Ballot By Mail	Provisional Ballots	Limited Ballots
Jimmy R. Stewart	14	3.65% 	7	7	0	0	0
George Fuller	255	66.41% 	72	173	10	0	0
Tom Meredith	115	29.95% 	46	69	0	0	0
Total Votes Cast	384	100.00% 	125	249	10	0	0
Overvotes	0		0	0	0	0	0
Undervotes	10		4	6	0	0	0
Contest Totals	394		129	255	10	0	0




City Council At Large McKinney

Vote For 1

	TOTAL	VOTE %	Election Day	Early Voting	Ballot By Mail	Provisional Ballots	Limited Ballots
Brian J. Magnuson	128	38.32% 	47	81	0	0	0
Charlie Philips	206	61.68% 	60	136	10	0	0
Total Votes Cast	334	100.00% 	107	217	10	0	0
Overvotes	0		0	0	0	0	0
Undervotes	60		22	38	0	0	0
Contest Totals	394		129	255	10	0	0




School District Board of Trustees, Place 1 Allen

Vote For 1

	TOTAL	VOTE %	Election Day	Early Voting	Ballot By Mail	Provisional Ballots	Limited Ballots
Jorge J. Torres	95	31.77% 	35	60	0	0	0
Sarah Mitchell	204	68.23% 	55	140	9	0	0
Total Votes Cast	299	100.00% 	90	200	9	0	0
Overvotes	0		0	0	0	0	0
Undervotes	83		32	50	1	0	0
Contest Totals	382		122	250	10	0	0

School District Board of Trustees, Place 2 Allen

Vote For 1

	TOTAL	VOTE %	Election Day	Early Voting	Ballot By Mail	Provisional Ballots	Limited Ballots
David W. Noll	148	51.75% 	42	104	2	0	0
Stacey Greer	138	48.25% 	44	87	7	0	0
Total Votes Cast	286	100.00% 	86	191	9	0	0
Overvotes	0		0	0	0	0	0
Undervotes	96		36	59	1	0	0
Contest Totals	382		122	250	10	0	0

Summary Results Report
May 1st, 2021 City/School General and Special
Elections
May 1st, 2021

Final Results
SOVC
Collin County

230

School District Board of Trustees, Place 3 Allen

Vote For 1

	TOTAL	VOTE %		Election Day	Early Voting	Ballot By Mail	Provision al Ballots	Limited Ballots
Kevin Cameron	210	72.16%	<div><div></div></div>	55	146	9	0	0
Deepak Kaithakkapuzha	81	27.84%	<div><div></div></div>	33	48	0	0	0
Total Votes Cast	291	100.00%	<div><div></div></div>	88	194	9	0	0
Overvotes	0			0	0	0	0	0
Undervotes	91			34	56	1	0	0
Contest Totals	382			122	250	10	0	0

Proposition A Allen ISD

Vote For 1

	TOTAL	VOTE %		Election Day	Early Voting	Ballot By Mail	Provision al Ballots	Limited Ballots
For	280	77.78%	<div><div></div></div>	88	182	10	0	0
Against	80	22.22%	<div><div></div></div>	27	53	0	0	0
Total Votes Cast	360	100.00%	<div><div></div></div>	115	235	10	0	0
Overvotes	0			0	0	0	0	0
Undervotes	22			7	15	0	0	0
Contest Totals	382			122	250	10	0	0

Trustee, Place 6 Frisco

Vote For 1

	TOTAL	VOTE %		Election Day	Early Voting	Ballot By Mail	Provision al Ballots	Limited Ballots
John Classe	8	100.00%	<div><div></div></div>	5	3	0	0	0
Total Votes Cast	8	100.00%	<div><div></div></div>	5	3	0	0	0
Overvotes	0			0	0	0	0	0
Undervotes	4			2	2	0	0	0
Contest Totals	12			7	5	0	0	0

Trustee, Place 7 Frisco

Vote For 1

	TOTAL	VOTE %		Election Day	Early Voting	Ballot By Mail	Provision al Ballots	Limited Ballots
Evelyn Brooks	5	50.00%	<div><div></div></div>	3	2	0	0	0
René Archambault	5	50.00%	<div><div></div></div>	3	2	0	0	0
Total Votes Cast	10	100.00%	<div><div></div></div>	6	4	0	0	0
Overvotes	0			0	0	0	0	0
Undervotes	2			1	1	0	0	0
Contest Totals	12			7	5	0	0	0

Summary Results Report
May 1st, 2021 City/School General and Special
Elections
May 1st, 2021

Final Results
SOVC
Collin County

230

Trustee, Place 7 Collin County Community College

Vote For 1

	TOTAL	VOTE %		Election Day	Early Voting	Ballot By Mail	Provision al Ballots	Limited Ballots
Jim Orr	146	46.50%	<div><div></div></div>	49	93	4	0	0
Helen Chang	168	53.50%	<div><div></div></div>	57	105	6	0	0
Total Votes Cast	314	100.00%	<div><div></div></div>	106	198	10	0	0
Overvotes	0			0	0	0	0	0
Undervotes	80			23	57	0	0	0
Contest Totals	394			129	255	10	0	0

Trustee, Place 8 Collin County Community College

Vote For 1

	TOTAL	VOTE %		Election Day	Early Voting	Ballot By Mail	Provision al Ballots	Limited Ballots
Misty Irby	165	54.28%	<div><div></div></div>	59	100	6	0	0
Bob Collins	139	45.72%	<div><div></div></div>	44	91	4	0	0
Total Votes Cast	304	100.00%	<div><div></div></div>	103	191	10	0	0
Overvotes	0			0	0	0	0	0
Undervotes	90			26	64	0	0	0
Contest Totals	394			129	255	10	0	0

Trustee, Place 9 Collin County Community College

Vote For 1

	TOTAL	VOTE %		Election Day	Early Voting	Ballot By Mail	Provision al Ballots	Limited Ballots
Andy Hardin	168	56.57%	<div><div></div></div>	54	109	5	0	0
Jacoby Stewart Sr.	129	43.43%	<div><div></div></div>	45	79	5	0	0
Total Votes Cast	297	100.00%	<div><div></div></div>	99	188	10	0	0
Overvotes	0			0	0	0	0	0
Undervotes	97			30	67	0	0	0
Contest Totals	394			129	255	10	0	0

Summary Results Report
May 1st, 2021 City/School General and Special
Elections
May 1st, 2021

Final Results
SOVC
Collin County

231

Statistics

	TOTAL	Election Day	Early Voting	Ballot By Mail	Provision al Ballots	Limited Ballots
Registered Voters - Total	2,895					
Ballots Cast - Total	669	163	497	9	0	0
Voter Turnout - Total	23.11%					

Mayor McKinney

Vote For 1

	TOTAL	VOTE %		Election Day	Early Voting	Ballot By Mail	Provision al Ballots	Limited Ballots
Jimmy R. Stewart	19	2.96%	<div><div></div></div>	6	13	0	0	0
George Fuller	384	59.91%	<div><div></div></div>	72	303	9	0	0
Tom Meredith	238	37.13%	<div><div></div></div>	83	155	0	0	0
Total Votes Cast	641	100.00%	<div><div></div></div>	161	471	9	0	0
Overvotes	0			0	0	0	0	0
Undervotes	21			2	19	0	0	0
Contest Totals	662			163	490	9	0	0

Council Member, District No. 1 McKinney District 1

Vote For 1

	TOTAL	VOTE %		Election Day	Early Voting	Ballot By Mail	Provision al Ballots	Limited Ballots
Cris Treviño	96	16.87%	<div><div></div></div>	20	73	3	0	0
Johnny Moore	48	8.44%	<div><div></div></div>	13	34	1	0	0
Stan Penn	220	38.66%	<div><div></div></div>	80	139	1	0	0
Justin Beller	205	36.03%	<div><div></div></div>	35	166	4	0	0
Total Votes Cast	569	100.00%	<div><div></div></div>	148	412	9	0	0
Overvotes	0			0	0	0	0	0
Undervotes	93			15	78	0	0	0
Contest Totals	662			163	490	9	0	0

City Council At Large McKinney

Vote For 1

	TOTAL	VOTE %		Election Day	Early Voting	Ballot By Mail	Provision al Ballots	Limited Ballots
Brian J. Magnuson	256	47.76%	<div><div></div></div>	71	183	2	0	0
Charlie Philips	280	52.24%	<div><div></div></div>	57	218	5	0	0
Total Votes Cast	536	100.00%	<div><div></div></div>	128	401	7	0	0
Overvotes	0			0	0	0	0	0
Undervotes	126			35	89	2	0	0
Contest Totals	662			163	490	9	0	0

Summary Results Report
May 1st, 2021 City/School General and Special
Elections
May 1st, 2021

Final Results
SOVC
Collin County

231

School District Board of Trustees, Place 2 McKinney District 2

Vote For 1

	TOTAL	VOTE %		Election Day	Early Voting	Ballot By Mail	Provision al Ballots	Limited Ballots
Philip Hassler	127	54.04%	<div><div></div></div>	18	106	3	0	0
Anthony Congine	108	45.96%	<div><div></div></div>	37	71	0	0	0
Total Votes Cast	235	100.00%	<div><div></div></div>	55	177	3	0	0
Overvotes	0			0	0	0	0	0
Undervotes	64			15	49	0	0	0
Contest Totals	299			70	226	3	0	0

School District Board of Trustees, Place 3 McKinney District 3

Vote For 1

	TOTAL	VOTE %		Election Day	Early Voting	Ballot By Mail	Provision al Ballots	Limited Ballots
Kathy Livezey	102	34.23%	<div><div></div></div>	19	79	4	0	0
Erwin Garcia	46	15.44%	<div><div></div></div>	15	30	1	0	0
Chad Green	150	50.34%	<div><div></div></div>	42	108	0	0	0
Total Votes Cast	298	100.00%	<div><div></div></div>	76	217	5	0	0
Overvotes	0			0	0	0	0	0
Undervotes	72			17	54	1	0	0
Contest Totals	370			93	271	6	0	0

School District Board Of Trustees, Place 7 McKinney

Vote For 1

	TOTAL	VOTE %		Election Day	Early Voting	Ballot By Mail	Provision al Ballots	Limited Ballots
Serena Ashcroft	213	36.41%	<div><div></div></div>	73	140	0	0	0
Joy Booth	105	17.95%	<div><div></div></div>	20	82	3	0	0
Harvey Oaxaca	252	43.08%	<div><div></div></div>	46	202	4	0	0
J.B. Franze	15	2.56%	<div><div></div></div>	8	7	0	0	0
Total Votes Cast	585	100.00%	<div><div></div></div>	147	431	7	0	0
Overvotes	0			0	0	0	0	0
Undervotes	84			16	66	2	0	0
Contest Totals	669			163	497	9	0	0

Proposition A McKinney ISD

Vote For 1

	TOTAL	VOTE %		Election Day	Early Voting	Ballot By Mail	Provision al Ballots	Limited Ballots
For	507	79.22%	<div><div></div></div>	107	392	8	0	0
Against	133	20.78%	<div><div></div></div>	47	85	1	0	0
Total Votes Cast	640	100.00%	<div><div></div></div>	154	477	9	0	0
Overvotes	0			0	0	0	0	0
Undervotes	29			9	20	0	0	0
Contest Totals	669			163	497	9	0	0

Summary Results Report
May 1st, 2021 City/School General and Special
Elections
May 1st, 2021

Final Results
SOVC
Collin County

231

Proposition B McKinney ISD

Vote For 1

	TOTAL	VOTE %		Election Day	Early Voting	Ballot By Mail	Provision al Ballots	Limited Ballots
For	400	62.60%	<div><div></div></div>	68	327	5	0	0
Against	239	37.40%	<div><div></div></div>	86	151	2	0	0
Total Votes Cast	639	100.00%	<div><div></div></div>	154	478	7	0	0
Overvotes	0			0	0	0	0	0
Undervotes	30			9	19	2	0	0
Contest Totals	669			163	497	9	0	0

Proposition C McKinney ISD

Vote For 1

	TOTAL	VOTE %		Election Day	Early Voting	Ballot By Mail	Provision al Ballots	Limited Ballots
For	388	59.88%	<div><div></div></div>	74	309	5	0	0
Against	260	40.12%	<div><div></div></div>	80	176	4	0	0
Total Votes Cast	648	100.00%	<div><div></div></div>	154	485	9	0	0
Overvotes	0			0	0	0	0	0
Undervotes	21			9	12	0	0	0
Contest Totals	669			163	497	9	0	0

Proposition D McKinney ISD

Vote For 1

	TOTAL	VOTE %		Election Day	Early Voting	Ballot By Mail	Provision al Ballots	Limited Ballots
For	375	57.96%	<div><div></div></div>	67	303	5	0	0
Against	272	42.04%	<div><div></div></div>	87	181	4	0	0
Total Votes Cast	647	100.00%	<div><div></div></div>	154	484	9	0	0
Overvotes	0			0	0	0	0	0
Undervotes	22			9	13	0	0	0
Contest Totals	669			163	497	9	0	0

Trustee, Place 7 Collin County Community College

Vote For 1

	TOTAL	VOTE %		Election Day	Early Voting	Ballot By Mail	Provision al Ballots	Limited Ballots
Jim Orr	264	53.77%	<div><div></div></div>	77	185	2	0	0
Helen Chang	227	46.23%	<div><div></div></div>	46	174	7	0	0
Total Votes Cast	491	100.00%	<div><div></div></div>	123	359	9	0	0
Overvotes	0			0	0	0	0	0
Undervotes	178			40	138	0	0	0
Contest Totals	669			163	497	9	0	0

Summary Results Report
May 1st, 2021 City/School General and Special
Elections
May 1st, 2021

Final Results
SOVC
Collin County

231

Trustee, Place 8 Collin County Community College

Vote For 1

	TOTAL	VOTE %		Election Day	Early Voting	Ballot By Mail	Provision al Ballots	Limited Ballots
Misty Irby	250	51.23%	<div><div></div></div>	49	193	8	0	0
Bob Collins	238	48.77%	<div><div></div></div>	71	166	1	0	0
Total Votes Cast	488	100.00%	<div><div></div></div>	120	359	9	0	0
Overvotes	0			0	0	0	0	0
Undervotes	181			43	138	0	0	0
Contest Totals	669			163	497	9	0	0

Trustee, Place 9 Collin County Community College

Vote For 1

	TOTAL	VOTE %		Election Day	Early Voting	Ballot By Mail	Provision al Ballots	Limited Ballots
Andy Hardin	321	67.44%	<div><div></div></div>	86	234	1	0	0
Jacoby Stewart Sr.	155	32.56%	<div><div></div></div>	28	119	8	0	0
Total Votes Cast	476	100.00%	<div><div></div></div>	114	353	9	0	0
Overvotes	0			0	0	0	0	0
Undervotes	193			49	144	0	0	0
Contest Totals	669			163	497	9	0	0

Summary Results Report
May 1st, 2021 City/School General and Special
Elections
May 1st, 2021

Final Results
SOVC
Collin County

232

Statistics

	TOTAL	Election Day	Early Voting	Ballot By Mail	Provisional Ballots	Limited Ballots
Registered Voters - Total	3,284					
Ballots Cast - Total	280	115	163	2	0	0
Voter Turnout - Total	8.53%					

Councilmember, Place 2 Wylie

Vote For 1

	TOTAL	VOTE %		Election Day	Early Voting	Ballot By Mail	Provisional Ballots	Limited Ballots
Dave Strang	137	100.00%	<div><div></div></div>	52	85	0	0	0
Total Votes Cast	137	100.00%	<div><div></div></div>	52	85	0	0	0
Overvotes	0			0	0	0	0	0
Undervotes	139			60	77	2	0	0
Contest Totals	276			112	162	2	0	0

Councilmember, Place 4 Wylie

Vote For 1

	TOTAL	VOTE %		Election Day	Early Voting	Ballot By Mail	Provisional Ballots	Limited Ballots
Scott Williams	126	45.82%	<div><div></div></div>	52	74	0	0	0
Raymond Perry	33	12.00%	<div><div></div></div>	15	18	0	0	0
Mary Harris	116	42.18%	<div><div></div></div>	44	70	2	0	0
Total Votes Cast	275	100.00%	<div><div></div></div>	111	162	2	0	0
Overvotes	0			0	0	0	0	0
Undervotes	1			1	0	0	0	0
Contest Totals	276			112	162	2	0	0

Trustee, Place 7 Collin County Community College

Vote For 1

	TOTAL	VOTE %		Election Day	Early Voting	Ballot By Mail	Provisional Ballots	Limited Ballots
Jim Orr	121	47.83%	<div><div></div></div>	53	68	0	0	0
Helen Chang	132	52.17%	<div><div></div></div>	49	81	2	0	0
Total Votes Cast	253	100.00%	<div><div></div></div>	102	149	2	0	0
Overvotes	0			0	0	0	0	0
Undervotes	27			13	14	0	0	0
Contest Totals	280			115	163	2	0	0

Trustee, Place 8 Collin County Community College

Vote For 1

	TOTAL	VOTE %		Election Day	Early Voting	Ballot By Mail	Provisional Ballots	Limited Ballots
Misty Irby	114	46.72%	<div><div></div></div>	44	68	2	0	0
Bob Collins	130	53.28%	<div><div></div></div>	55	75	0	0	0
Total Votes Cast	244	100.00%	<div><div></div></div>	99	143	2	0	0
Overvotes	0			0	0	0	0	0
Undervotes	36			16	20	0	0	0
Contest Totals	280			115	163	2	0	0

Summary Results Report
 May 1st, 2021 City/School General and Special
 Elections
 May 1st, 2021

Final Results
 SOVC
 Collin County

232

Trustee, Place 9 Collin County Community College

Vote For 1

	TOTAL	VOTE %		Election Day	Early Voting	Ballot By Mail	Provision al Ballots	Limited Ballots
Andy Hardin	141	58.51%	<div><div></div></div>	63	78	0	0	0
Jacoby Stewart Sr.	100	41.49%	<div><div></div></div>	32	66	2	0	0
Total Votes Cast	241	100.00%	<div><div></div></div>	95	144	2	0	0
Overvotes	0			0	0	0	0	0
Undervotes	39			20	19	0	0	0
Contest Totals	280			115	163	2	0	0

Summary Results Report
May 1st, 2021 City/School General and Special
Elections
May 1st, 2021

Final Results
SOVC
Collin County

233

Statistics

	TOTAL	Election Day	Early Voting	Ballot By Mail	Provisional Ballots	Limited Ballots
Registered Voters - Total	1,780					
Ballots Cast - Total	151	61	87	3	0	0
Voter Turnout - Total	8.48%					

Councilmember, Place 2 Wylie

Vote For 1

	TOTAL	VOTE %		Election Day	Early Voting	Ballot By Mail	Provisional Ballots	Limited Ballots
Dave Strang	65	100.00%	<div><div></div></div>	24	41	0	0	0
Total Votes Cast	65	100.00%	<div><div></div></div>	24	41	0	0	0
Overvotes	0			0	0	0	0	0
Undervotes	64			22	40	2	0	0
Contest Totals	129			46	81	2	0	0

Councilmember, Place 4 Wylie

Vote For 1

	TOTAL	VOTE %		Election Day	Early Voting	Ballot By Mail	Provisional Ballots	Limited Ballots
Scott Williams	51	39.53%	<div><div></div></div>	23	28	0	0	0
Raymond Perry	25	19.38%	<div><div></div></div>	7	18	0	0	0
Mary Harris	53	41.09%	<div><div></div></div>	16	35	2	0	0
Total Votes Cast	129	100.00%	<div><div></div></div>	46	81	2	0	0
Overvotes	0			0	0	0	0	0
Undervotes	0			0	0	0	0	0
Contest Totals	129			46	81	2	0	0

Trustee, Place 1 Community

Vote For 1

	TOTAL	VOTE %		Election Day	Early Voting	Ballot By Mail	Provisional Ballots	Limited Ballots
Jeff Pendill	1	100.00%	<div><div></div></div>	0	0	1	0	0
Total Votes Cast	1	100.00%	<div><div></div></div>	0	0	1	0	0
Overvotes	0			0	0	0	0	0
Undervotes	0			0	0	0	0	0
Contest Totals	1			0	0	1	0	0

Trustee, Place 2 Community

Vote For 1

	TOTAL	VOTE %		Election Day	Early Voting	Ballot By Mail	Provisional Ballots	Limited Ballots
Alicia Young	1	100.00%	<div><div></div></div>	0	0	1	0	0
Total Votes Cast	1	100.00%	<div><div></div></div>	0	0	1	0	0
Overvotes	0			0	0	0	0	0
Undervotes	0			0	0	0	0	0
Contest Totals	1			0	0	1	0	0

Summary Results Report
May 1st, 2021 City/School General and Special
Elections
May 1st, 2021

Final Results
SOVC
Collin County

233

Trustee, Place 3 Community

Vote For 1

	TOTAL	VOTE %		Election Day	Early Voting	Ballot By Mail	Provision al Ballots	Limited Ballots
Erin Wilson	1	100.00%	<div><div></div></div>	0	0	1	0	0
Jose Robles	0	0.00%	<div><div></div></div>	0	0	0	0	0
Josh Allred	0	0.00%	<div><div></div></div>	0	0	0	0	0
Staci Schroeder	0	0.00%	<div><div></div></div>	0	0	0	0	0
Total Votes Cast	1	100.00%	<div><div></div></div>	0	0	1	0	0
Overvotes	0			0	0	0	0	0
Undervotes	0			0	0	0	0	0
Contest Totals	1			0	0	1	0	0

Trustee, Place 7 Collin County Community College

Vote For 1

	TOTAL	VOTE %		Election Day	Early Voting	Ballot By Mail	Provision al Ballots	Limited Ballots
Jim Orr	71	50.35%	<div><div></div></div>	36	35	0	0	0
Helen Chang	70	49.65%	<div><div></div></div>	21	46	3	0	0
Total Votes Cast	141	100.00%	<div><div></div></div>	57	81	3	0	0
Overvotes	0			0	0	0	0	0
Undervotes	10			4	6	0	0	0
Contest Totals	151			61	87	3	0	0

Trustee, Place 8 Collin County Community College

Vote For 1

	TOTAL	VOTE %		Election Day	Early Voting	Ballot By Mail	Provision al Ballots	Limited Ballots
Misty Irby	70	51.85%	<div><div></div></div>	18	49	3	0	0
Bob Collins	65	48.15%	<div><div></div></div>	36	29	0	0	0
Total Votes Cast	135	100.00%	<div><div></div></div>	54	78	3	0	0
Overvotes	0			0	0	0	0	0
Undervotes	16			7	9	0	0	0
Contest Totals	151			61	87	3	0	0

Trustee, Place 9 Collin County Community College

Vote For 1

	TOTAL	VOTE %		Election Day	Early Voting	Ballot By Mail	Provision al Ballots	Limited Ballots
Andy Hardin	73	54.89%	<div><div></div></div>	37	36	0	0	0
Jacoby Stewart Sr.	60	45.11%	<div><div></div></div>	16	41	3	0	0
Total Votes Cast	133	100.00%	<div><div></div></div>	53	77	3	0	0
Overvotes	0			0	0	0	0	0
Undervotes	18			8	10	0	0	0
Contest Totals	151			61	87	3	0	0

Summary Results Report
 May 1st, 2021 City/School General and Special
 Elections
 May 1st, 2021

Final Results
 SOVC
 Collin County

233

Board of Directors Bear Creek Special Utility

Vote For 2

	TOTAL	VOTE %		Election Day	Early Voting	Ballot By Mail	Provision al Ballots	Limited Ballots
Bryan Block	0	0.00%	<div></div>	0	0	0	0	0
Colby McClendon	2	50.00%	<div></div>	0	1	1	0	0
Leon Marshall	2	50.00%	<div></div>	0	1	1	0	0
Total Votes Cast	4	100.00%	<div></div>	0	2	2	0	0
Overvotes	0			0	0	0	0	0
Undervotes	2			0	2	0	0	0
Contest Totals	6			0	4	2	0	0

Summary Results Report
May 1st, 2021 City/School General and Special
Elections
May 1st, 2021

Final Results
SOVC
Collin County

234

Statistics

	TOTAL	Election Day	Early Voting	Ballot By Mail	Provisional Ballots	Limited Ballots
Registered Voters - Total	2,050					
Ballots Cast - Total	212	102	107	3	0	0
Voter Turnout - Total	10.34%					

City Council, Place 1 Frisco

Vote For 1

	TOTAL	VOTE %		Election Day	Early Voting	Ballot By Mail	Provisional Ballots	Limited Ballots
John Keating	155	77.11%	<div><div></div></div>	73	80	2	0	0
JP Schade	46	22.89%	<div><div></div></div>	25	20	1	0	0
Total Votes Cast	201	100.00%	<div><div></div></div>	98	100	3	0	0
Overvotes	0			0	0	0	0	0
Undervotes	11			4	7	0	0	0
Contest Totals	212			102	107	3	0	0

City Council, Place 3 Frisco

Vote For 1

	TOTAL	VOTE %		Election Day	Early Voting	Ballot By Mail	Provisional Ballots	Limited Ballots
Sai Krishna	37	17.79%	<div><div></div></div>	20	17	0	0	0
Angelia Pelham	67	32.21%	<div><div></div></div>	27	39	1	0	0
Jennifer White	69	33.17%	<div><div></div></div>	43	26	0	0	0
Karen Cunningham	35	16.83%	<div><div></div></div>	12	21	2	0	0
Total Votes Cast	208	100.00%	<div><div></div></div>	102	103	3	0	0
Overvotes	0			0	0	0	0	0
Undervotes	4			0	4	0	0	0
Contest Totals	212			102	107	3	0	0

Trustee, Place 6 Frisco

Vote For 1

	TOTAL	VOTE %		Election Day	Early Voting	Ballot By Mail	Provisional Ballots	Limited Ballots
John Classe	137	100.00%	<div><div></div></div>	64	70	3	0	0
Total Votes Cast	137	100.00%	<div><div></div></div>	64	70	3	0	0
Overvotes	0			0	0	0	0	0
Undervotes	75			38	37	0	0	0
Contest Totals	212			102	107	3	0	0

Trustee, Place 7 Frisco

Vote For 1

	TOTAL	VOTE %		Election Day	Early Voting	Ballot By Mail	Provisional Ballots	Limited Ballots
Evelyn Brooks	88	44.00%	<div><div></div></div>	56	31	1	0	0
René Archambault	112	56.00%	<div><div></div></div>	42	68	2	0	0
Total Votes Cast	200	100.00%	<div><div></div></div>	98	99	3	0	0
Overvotes	0			0	0	0	0	0
Undervotes	12			4	8	0	0	0
Contest Totals	212			102	107	3	0	0

Summary Results Report
May 1st, 2021 City/School General and Special
Elections
May 1st, 2021

Final Results
SOVC
Collin County

234

Trustee, Place 7 Collin County Community College

Vote For 1

	TOTAL	VOTE %		Election Day	Early Voting	Ballot By Mail	Provision al Ballots	Limited Ballots
Jim Orr	96	52.46%	<div><div></div></div>	54	41	1	0	0
Helen Chang	87	47.54%	<div><div></div></div>	40	45	2	0	0
Total Votes Cast	183	100.00%	<div><div></div></div>	94	86	3	0	0
Overvotes	0			0	0	0	0	0
Undervotes	29			8	21	0	0	0
Contest Totals	212			102	107	3	0	0

Trustee, Place 8 Collin County Community College

Vote For 1

	TOTAL	VOTE %		Election Day	Early Voting	Ballot By Mail	Provision al Ballots	Limited Ballots
Misty Irby	76	43.43%	<div><div></div></div>	36	39	1	0	0
Bob Collins	99	56.57%	<div><div></div></div>	56	41	2	0	0
Total Votes Cast	175	100.00%	<div><div></div></div>	92	80	3	0	0
Overvotes	0			0	0	0	0	0
Undervotes	37			10	27	0	0	0
Contest Totals	212			102	107	3	0	0

Trustee, Place 9 Collin County Community College

Vote For 1

	TOTAL	VOTE %		Election Day	Early Voting	Ballot By Mail	Provision al Ballots	Limited Ballots
Andy Hardin	124	69.27%	<div><div></div></div>	65	58	1	0	0
Jacoby Stewart Sr.	55	30.73%	<div><div></div></div>	28	25	2	0	0
Total Votes Cast	179	100.00%	<div><div></div></div>	93	83	3	0	0
Overvotes	0			0	0	0	0	0
Undervotes	33			9	24	0	0	0
Contest Totals	212			102	107	3	0	0

Summary Results Report
May 1st, 2021 City/School General and Special
Elections
May 1st, 2021

Final Results
SOVC
Collin County

235

Statistics

	TOTAL	Election Day	Early Voting	Ballot By Mail	Provision al Ballots	Limited Ballots
Registered Voters - Total	1,830					
Ballots Cast - Total	322	111	209	2	0	0
Voter Turnout - Total	17.60%					

Councilmember, Place No.2 Plano

Vote For 1

	TOTAL	VOTE %		Election Day	Early Voting	Ballot By Mail	Provision al Ballots	Limited Ballots
Anthony Ricciardelli	156	53.24%	<div><div></div></div>	49	105	2	0	0
Steve Lavine	137	46.76%	<div><div></div></div>	56	81	0	0	0
Total Votes Cast	293	100.00%	<div><div></div></div>	105	186	2	0	0
Overvotes	0			0	0	0	0	0
Undervotes	29			6	23	0	0	0
Contest Totals	322			111	209	2	0	0

Councilmember, Place No.4 Plano

Vote For 1

	TOTAL	VOTE %		Election Day	Early Voting	Ballot By Mail	Provision al Ballots	Limited Ballots
Vidal Quintanilla	9	3.16%	<div><div></div></div>	2	7	0	0	0
Justin Adcock	136	47.72%	<div><div></div></div>	44	92	0	0	0
Kayci Prince	88	30.88%	<div><div></div></div>	44	43	1	0	0
Nassat Parveen	52	18.25%	<div><div></div></div>	14	38	0	0	0
Total Votes Cast	285	100.00%	<div><div></div></div>	104	180	1	0	0
Overvotes	0			0	0	0	0	0
Undervotes	37			7	29	1	0	0
Contest Totals	322			111	209	2	0	0

Councilmember, Place No.6 (Mayor)

Vote For 1

	TOTAL	VOTE %		Election Day	Early Voting	Ballot By Mail	Provision al Ballots	Limited Ballots
Lydia Ortega	6	1.88%	<div><div></div></div>	1	5	0	0	0
Lily Bao	165	51.56%	<div><div></div></div>	48	117	0	0	0
John Muns	149	46.56%	<div><div></div></div>	60	87	2	0	0
Total Votes Cast	320	100.00%	<div><div></div></div>	109	209	2	0	0
Overvotes	0			0	0	0	0	0
Undervotes	2			2	0	0	0	0
Contest Totals	322			111	209	2	0	0

Summary Results Report
May 1st, 2021 City/School General and Special
Elections
May 1st, 2021

Final Results
SOVC
Collin County

235

Councilmember, Place No.8 Plano

Vote For 1

	TOTAL	VOTE %		Election Day	Early Voting	Ballot By Mail	Provision al Ballots	Limited Ballots
Elisa Klein	137	47.08%	<div><div></div></div>	55	80	2	0	0
Rick Smith	154	52.92%	<div><div></div></div>	51	103	0	0	0
Total Votes Cast	291	100.00%	<div><div></div></div>	106	183	2	0	0
Overvotes	0			0	0	0	0	0
Undervotes	31			5	26	0	0	0
Contest Totals	322			111	209	2	0	0

Councilmember, Place No.7 Plano

Vote For 1

	TOTAL	VOTE %		Election Day	Early Voting	Ballot By Mail	Provision al Ballots	Limited Ballots
David M. Smith	41	14.39%	<div><div></div></div>	16	25	0	0	0
Julie Holmer	83	29.12%	<div><div></div></div>	31	51	1	0	0
Sandeep Srivastava	51	17.89%	<div><div></div></div>	13	38	0	0	0
Chris Robertson	91	31.93%	<div><div></div></div>	30	61	0	0	0
Bill Lisle III	19	6.67%	<div><div></div></div>	9	10	0	0	0
Total Votes Cast	285	100.00%	<div><div></div></div>	99	185	1	0	0
Overvotes	0			0	0	0	0	0
Undervotes	37			12	24	1	0	0
Contest Totals	322			111	209	2	0	0

Proposition A City of Plano

Vote For 1

	TOTAL	VOTE %		Election Day	Early Voting	Ballot By Mail	Provision al Ballots	Limited Ballots
For	214	72.05%	<div><div></div></div>	74	140	0	0	0
Against	83	27.95%	<div><div></div></div>	30	52	1	0	0
Total Votes Cast	297	100.00%	<div><div></div></div>	104	192	1	0	0
Overvotes	0			0	0	0	0	0
Undervotes	25			7	17	1	0	0
Contest Totals	322			111	209	2	0	0

Proposition B City of Plano

Vote For 1

	TOTAL	VOTE %		Election Day	Early Voting	Ballot By Mail	Provision al Ballots	Limited Ballots
For	188	63.51%	<div><div></div></div>	70	118	0	0	0
Against	108	36.49%	<div><div></div></div>	35	72	1	0	0
Total Votes Cast	296	100.00%	<div><div></div></div>	105	190	1	0	0
Overvotes	0			0	0	0	0	0
Undervotes	26			6	19	1	0	0
Contest Totals	322			111	209	2	0	0

Summary Results Report
May 1st, 2021 City/School General and Special
Elections
May 1st, 2021

Final Results
SOVC
Collin County

235

Proposition C City of Plano

Vote For 1

	TOTAL	VOTE %		Election Day	Early Voting	Ballot By Mail	Provision al Ballots	Limited Ballots
For	142	49.48%	<div><div></div></div>	55	87	0	0	0
Against	145	50.52%	<div><div></div></div>	42	102	1	0	0
Total Votes Cast	287	100.00%	<div><div></div></div>	97	189	1	0	0
Overvotes	0			0	0	0	0	0
Undervotes	35			14	20	1	0	0
Contest Totals	322			111	209	2	0	0

Proposition D City of Plano

Vote For 1

	TOTAL	VOTE %		Election Day	Early Voting	Ballot By Mail	Provision al Ballots	Limited Ballots
For	198	69.47%	<div><div></div></div>	75	123	0	0	0
Against	87	30.53%	<div><div></div></div>	21	65	1	0	0
Total Votes Cast	285	100.00%	<div><div></div></div>	96	188	1	0	0
Overvotes	0			0	0	0	0	0
Undervotes	37			15	21	1	0	0
Contest Totals	322			111	209	2	0	0

Proposition E City of Plano

Vote For 1

	TOTAL	VOTE %		Election Day	Early Voting	Ballot By Mail	Provision al Ballots	Limited Ballots
For	158	55.63%	<div><div></div></div>	57	101	0	0	0
Against	126	44.37%	<div><div></div></div>	39	86	1	0	0
Total Votes Cast	284	100.00%	<div><div></div></div>	96	187	1	0	0
Overvotes	0			0	0	0	0	0
Undervotes	38			15	22	1	0	0
Contest Totals	322			111	209	2	0	0

Proposition F City of Plano

Vote For 1

	TOTAL	VOTE %		Election Day	Early Voting	Ballot By Mail	Provision al Ballots	Limited Ballots
For	190	66.20%	<div><div></div></div>	71	119	0	0	0
Against	97	33.80%	<div><div></div></div>	28	68	1	0	0
Total Votes Cast	287	100.00%	<div><div></div></div>	99	187	1	0	0
Overvotes	0			0	0	0	0	0
Undervotes	35			12	22	1	0	0
Contest Totals	322			111	209	2	0	0

Summary Results Report
May 1st, 2021 City/School General and Special
Elections
May 1st, 2021

Final Results
SOVC
Collin County

235

Trustee, Place 6 Frisco

Vote For 1

	TOTAL	VOTE %		Election Day	Early Voting	Ballot By Mail	Provision al Ballots	Limited Ballots
John Classe	89	100.00%	<div><div></div></div>	24	64	1	0	0
Total Votes Cast	89	100.00%	<div><div></div></div>	24	64	1	0	0
Overvotes	0			0	0	0	0	0
Undervotes	97			30	66	1	0	0
Contest Totals	186			54	130	2	0	0

Trustee, Place 7 Frisco

Vote For 1

	TOTAL	VOTE %		Election Day	Early Voting	Ballot By Mail	Provision al Ballots	Limited Ballots
Evelyn Brooks	37	32.46%	<div><div></div></div>	12	25	0	0	0
René Archambault	77	67.54%	<div><div></div></div>	20	56	1	0	0
Total Votes Cast	114	100.00%	<div><div></div></div>	32	81	1	0	0
Overvotes	0			0	0	0	0	0
Undervotes	72			22	49	1	0	0
Contest Totals	186			54	130	2	0	0

Trustee, Place 1 Plano

Vote For 1

	TOTAL	VOTE %		Election Day	Early Voting	Ballot By Mail	Provision al Ballots	Limited Ballots
Lauren Tyra	68	60.71%	<div><div></div></div>	33	35	0	0	0
Shafik Ben Guesmia	3	2.68%	<div><div></div></div>	0	3	0	0	0
Semida Voicu	41	36.61%	<div><div></div></div>	18	23	0	0	0
Total Votes Cast	112	100.00%	<div><div></div></div>	51	61	0	0	0
Overvotes	0			0	0	0	0	0
Undervotes	24			6	18	0	0	0
Contest Totals	136			57	79	0	0	0

Trustee, Place 2 Plano

Vote For 1

	TOTAL	VOTE %		Election Day	Early Voting	Ballot By Mail	Provision al Ballots	Limited Ballots
Dayna Oscherwitz	48	43.24%	<div><div></div></div>	24	24	0	0	0
Ajikwaga Felli	5	4.50%	<div><div></div></div>	0	5	0	0	0
Angela Powell	58	52.25%	<div><div></div></div>	28	30	0	0	0
Total Votes Cast	111	100.00%	<div><div></div></div>	52	59	0	0	0
Overvotes	0			0	0	0	0	0
Undervotes	25			5	20	0	0	0
Contest Totals	136			57	79	0	0	0

Summary Results Report
May 1st, 2021 City/School General and Special
Elections
May 1st, 2021

Final Results
SOVC
Collin County

235

Trustee, Place 3 Plano

Vote For 1

	TOTAL	VOTE %		Election Day	Early Voting	Ballot By Mail	Provision al Ballots	Limited Ballots
Nancy C. Humphrey	67	62.62%	<div><div></div></div>	34	33	0	0	0
Lynn Walling	40	37.38%	<div><div></div></div>	18	22	0	0	0
Total Votes Cast	107	100.00%	<div><div></div></div>	52	55	0	0	0
Overvotes	0			0	0	0	0	0
Undervotes	29			5	24	0	0	0
Contest Totals	136			57	79	0	0	0

Trustee, Place 6 Plano

Vote For 1

	TOTAL	VOTE %		Election Day	Early Voting	Ballot By Mail	Provision al Ballots	Limited Ballots
Marilyn Loughray	52	47.71%	<div><div></div></div>	23	29	0	0	0
Jeri Chambers	57	52.29%	<div><div></div></div>	29	28	0	0	0
Total Votes Cast	109	100.00%	<div><div></div></div>	52	57	0	0	0
Overvotes	0			0	0	0	0	0
Undervotes	27			5	22	0	0	0
Contest Totals	136			57	79	0	0	0

Trustee, Place 7 Collin County Community College

Vote For 1

	TOTAL	VOTE %		Election Day	Early Voting	Ballot By Mail	Provision al Ballots	Limited Ballots
Jim Orr	96	37.80%	<div><div></div></div>	37	59	0	0	0
Helen Chang	158	62.20%	<div><div></div></div>	57	100	1	0	0
Total Votes Cast	254	100.00%	<div><div></div></div>	94	159	1	0	0
Overvotes	0			0	0	0	0	0
Undervotes	68			17	50	1	0	0
Contest Totals	322			111	209	2	0	0

Trustee, Place 8 Collin County Community College

Vote For 1

	TOTAL	VOTE %		Election Day	Early Voting	Ballot By Mail	Provision al Ballots	Limited Ballots
Misty Irby	110	47.41%	<div><div></div></div>	40	69	1	0	0
Bob Collins	122	52.59%	<div><div></div></div>	48	74	0	0	0
Total Votes Cast	232	100.00%	<div><div></div></div>	88	143	1	0	0
Overvotes	0			0	0	0	0	0
Undervotes	90			23	66	1	0	0
Contest Totals	322			111	209	2	0	0

Summary Results Report
 May 1st, 2021 City/School General and Special
 Elections
 May 1st, 2021

Final Results
 SOVC
 Collin County

235

Trustee, Place 9 Collin County Community College

Vote For 1

	TOTAL	VOTE %		Election Day	Early Voting	Ballot By Mail	Provision al Ballots	Limited Ballots
Andy Hardin	140	61.67%	<div><div></div></div>	53	86	1	0	0
Jacoby Stewart Sr.	87	38.33%	<div><div></div></div>	36	51	0	0	0
Total Votes Cast	227	100.00%	<div><div></div></div>	89	137	1	0	0
Overvotes	0			0	0	0	0	0
Undervotes	95			22	72	1	0	0
Contest Totals	322			111	209	2	0	0

Summary Results Report
May 1st, 2021 City/School General and Special
Elections
May 1st, 2021

Final Results
SOVC
Collin County

236

Statistics

	TOTAL	Election Day	Early Voting	Ballot By Mail	Provisional Ballots	Limited Ballots
Registered Voters - Total	2,738					
Ballots Cast - Total	779	167	596	15	1	0
Voter Turnout - Total	28.45%					

Mayor McKinney

Vote For 1

	TOTAL	VOTE %		Election Day	Early Voting	Ballot By Mail	Provisional Ballots	Limited Ballots
Jimmy R. Stewart	17	2.21%	<div><div></div></div>	5	11	1	0	0
George Fuller	476	61.90%	<div><div></div></div>	88	377	10	1	0
Tom Meredith	276	35.89%	<div><div></div></div>	73	199	4	0	0
Total Votes Cast	769	100.00%	<div><div></div></div>	166	587	15	1	0
Overvotes	0			0	0	0	0	0
Undervotes	10			1	9	0	0	0
Contest Totals	779			167	596	15	1	0

Council Member, District No. 3 McKinney District 3

Vote For 1

	TOTAL	VOTE %		Election Day	Early Voting	Ballot By Mail	Provisional Ballots	Limited Ballots
Vicente Torres	324	49.69%	<div><div></div></div>	78	242	4	0	0
Gere' Feltus	328	50.31%	<div><div></div></div>	61	256	11	0	0
Total Votes Cast	652	100.00%	<div><div></div></div>	139	498	15	0	0
Overvotes	0			0	0	0	0	0
Undervotes	127			28	98	0	1	0
Contest Totals	779			167	596	15	1	0

City Council At Large McKinney

Vote For 1

	TOTAL	VOTE %		Election Day	Early Voting	Ballot By Mail	Provisional Ballots	Limited Ballots
Brian J. Magnuson	288	43.90%	<div><div></div></div>	71	213	4	0	0
Charlie Philips	368	56.10%	<div><div></div></div>	68	289	11	0	0
Total Votes Cast	656	100.00%	<div><div></div></div>	139	502	15	0	0
Overvotes	0			0	0	0	0	0
Undervotes	123			28	94	0	1	0
Contest Totals	779			167	596	15	1	0

School District Board of Trustees, Place 2 McKinney District 2

Vote For 1

	TOTAL	VOTE %		Election Day	Early Voting	Ballot By Mail	Provisional Ballots	Limited Ballots
Philip Hassler	357	60.51%	<div><div></div></div>	59	289	9	0	0
Anthony Congine	233	39.49%	<div><div></div></div>	62	167	3	1	0
Total Votes Cast	590	100.00%	<div><div></div></div>	121	456	12	1	0
Overvotes	0			0	0	0	0	0
Undervotes	143			37	106	0	0	0
Contest Totals	733			158	562	12	1	0

Summary Results Report
May 1st, 2021 City/School General and Special
Elections
May 1st, 2021

Final Results
SOVC
Collin County

236

School District Board of Trustees, Place 3 McKinney District 3

Vote For 1

	TOTAL	VOTE %		Election Day	Early Voting	Ballot By Mail	Provision al Ballots	Limited Ballots
Kathy Livezey	17	48.57%	<div><div></div></div>	2	12	3	0	0
Erwin Garcia	6	17.14%	<div><div></div></div>	1	5	0	0	0
Chad Green	12	34.29%	<div><div></div></div>	3	9	0	0	0
Total Votes Cast	35	100.00%	<div><div></div></div>	6	26	3	0	0
Overvotes	0			0	0	0	0	0
Undervotes	11			3	8	0	0	0
Contest Totals	46			9	34	3	0	0

School District Board Of Trustees, Place 7 McKinney

Vote For 1

	TOTAL	VOTE %		Election Day	Early Voting	Ballot By Mail	Provision al Ballots	Limited Ballots
Serena Ashcroft	213	30.13%	<div><div></div></div>	51	156	5	1	0
Joy Booth	126	17.82%	<div><div></div></div>	22	101	3	0	0
Harvey Oaxaca	359	50.78%	<div><div></div></div>	69	284	6	0	0
J.B. Franze	9	1.27%	<div><div></div></div>	4	5	0	0	0
Total Votes Cast	707	100.00%	<div><div></div></div>	146	546	14	1	0
Overvotes	0			0	0	0	0	0
Undervotes	72			21	50	1	0	0
Contest Totals	779			167	596	15	1	0

Proposition A McKinney ISD

Vote For 1

	TOTAL	VOTE %		Election Day	Early Voting	Ballot By Mail	Provision al Ballots	Limited Ballots
For	562	75.54%	<div><div></div></div>	109	443	10	0	0
Against	182	24.46%	<div><div></div></div>	47	130	5	0	0
Total Votes Cast	744	100.00%	<div><div></div></div>	156	573	15	0	0
Overvotes	0			0	0	0	0	0
Undervotes	35			11	23	0	1	0
Contest Totals	779			167	596	15	1	0

Proposition B McKinney ISD

Vote For 1

	TOTAL	VOTE %		Election Day	Early Voting	Ballot By Mail	Provision al Ballots	Limited Ballots
For	464	62.12%	<div><div></div></div>	83	374	7	0	0
Against	283	37.88%	<div><div></div></div>	74	201	8	0	0
Total Votes Cast	747	100.00%	<div><div></div></div>	157	575	15	0	0
Overvotes	0			0	0	0	0	0
Undervotes	32			10	21	0	1	0
Contest Totals	779			167	596	15	1	0

Summary Results Report
May 1st, 2021 City/School General and Special
Elections
May 1st, 2021

Final Results
SOVC
Collin County

236

Proposition C McKinney ISD

Vote For 1

	TOTAL	VOTE %		Election Day	Early Voting	Ballot By Mail	Provision al Ballots	Limited Ballots
For	453	60.24%	<div><div></div></div>	82	365	6	0	0
Against	299	39.76%	<div><div></div></div>	75	214	9	1	0
Total Votes Cast	752	100.00%	<div><div></div></div>	157	579	15	1	0
Overvotes	0			0	0	0	0	0
Undervotes	27			10	17	0	0	0
Contest Totals	779			167	596	15	1	0

Proposition D McKinney ISD

Vote For 1

	TOTAL	VOTE %		Election Day	Early Voting	Ballot By Mail	Provision al Ballots	Limited Ballots
For	452	59.79%	<div><div></div></div>	84	362	6	0	0
Against	304	40.21%	<div><div></div></div>	74	220	9	1	0
Total Votes Cast	756	100.00%	<div><div></div></div>	158	582	15	1	0
Overvotes	0			0	0	0	0	0
Undervotes	23			9	14	0	0	0
Contest Totals	779			167	596	15	1	0

Trustee, Place 7 Collin County Community College

Vote For 1

	TOTAL	VOTE %		Election Day	Early Voting	Ballot By Mail	Provision al Ballots	Limited Ballots
Jim Orr	339	61.41%	<div><div></div></div>	83	253	3	0	0
Helen Chang	213	38.59%	<div><div></div></div>	42	160	11	0	0
Total Votes Cast	552	100.00%	<div><div></div></div>	125	413	14	0	0
Overvotes	0			0	0	0	0	0
Undervotes	227			42	183	1	1	0
Contest Totals	779			167	596	15	1	0

Trustee, Place 8 Collin County Community College

Vote For 1

	TOTAL	VOTE %		Election Day	Early Voting	Ballot By Mail	Provision al Ballots	Limited Ballots
Misty Irby	242	46.36%	<div><div></div></div>	50	182	10	0	0
Bob Collins	280	53.64%	<div><div></div></div>	65	211	4	0	0
Total Votes Cast	522	100.00%	<div><div></div></div>	115	393	14	0	0
Overvotes	0			0	0	0	0	0
Undervotes	257			52	203	1	1	0
Contest Totals	779			167	596	15	1	0

Summary Results Report
 May 1st, 2021 City/School General and Special
 Elections
 May 1st, 2021

Final Results
 SOVC
 Collin County

236

Trustee, Place 9 Collin County Community College

Vote For 1

	TOTAL	VOTE %		Election Day	Early Voting	Ballot By Mail	Provision al Ballots	Limited Ballots
Andy Hardin	385	74.76%	<div><div></div></div>	90	293	2	0	0
Jacoby Stewart Sr.	130	25.24%	<div><div></div></div>	24	94	12	0	0
Total Votes Cast	515	100.00%	<div><div></div></div>	114	387	14	0	0
Overvotes	0			0	0	0	0	0
Undervotes	264			53	209	1	1	0
Contest Totals	779			167	596	15	1	0

Summary Results Report
May 1st, 2021 City/School General and Special
Elections
May 1st, 2021

Final Results
SOVC
Collin County

237

Statistics

	TOTAL	Election Day	Early Voting	Ballot By Mail	Provision al Ballots	Limited Ballots
Registered Voters - Total	2,136					
Ballots Cast - Total	170	75	92	3	0	0
Voter Turnout - Total	7.96%					

Councilmember, Place 2 Wylie

Vote For 1

	TOTAL	VOTE %		Election Day	Early Voting	Ballot By Mail	Provision al Ballots	Limited Ballots
Dave Strang	89	100.00%	<div><div></div></div>	43	43	3	0	0
Total Votes Cast	89	100.00%	<div><div></div></div>	43	43	3	0	0
Overvotes	0			0	0	0	0	0
Undervotes	81			32	49	0	0	0
Contest Totals	170			75	92	3	0	0

Councilmember, Place 4 Wylie

Vote For 1

	TOTAL	VOTE %		Election Day	Early Voting	Ballot By Mail	Provision al Ballots	Limited Ballots
Scott Williams	61	36.53%	<div><div></div></div>	29	31	1	0	0
Raymond Perry	24	14.37%	<div><div></div></div>	10	12	2	0	0
Mary Harris	82	49.10%	<div><div></div></div>	35	47	0	0	0
Total Votes Cast	167	100.00%	<div><div></div></div>	74	90	3	0	0
Overvotes	0			0	0	0	0	0
Undervotes	3			1	2	0	0	0
Contest Totals	170			75	92	3	0	0

Trustee, Place 7 Collin County Community College

Vote For 1

	TOTAL	VOTE %		Election Day	Early Voting	Ballot By Mail	Provision al Ballots	Limited Ballots
Jim Orr	68	44.16%	<div><div></div></div>	32	33	3	0	0
Helen Chang	86	55.84%	<div><div></div></div>	37	49	0	0	0
Total Votes Cast	154	100.00%	<div><div></div></div>	69	82	3	0	0
Overvotes	0			0	0	0	0	0
Undervotes	16			6	10	0	0	0
Contest Totals	170			75	92	3	0	0

Trustee, Place 8 Collin County Community College

Vote For 1

	TOTAL	VOTE %		Election Day	Early Voting	Ballot By Mail	Provision al Ballots	Limited Ballots
Misty Irby	82	53.25%	<div><div></div></div>	39	43	0	0	0
Bob Collins	72	46.75%	<div><div></div></div>	30	39	3	0	0
Total Votes Cast	154	100.00%	<div><div></div></div>	69	82	3	0	0
Overvotes	0			0	0	0	0	0
Undervotes	16			6	10	0	0	0
Contest Totals	170			75	92	3	0	0

Summary Results Report
 May 1st, 2021 City/School General and Special
 Elections
 May 1st, 2021

Final Results
 SOVC
 Collin County

237

Trustee, Place 9 Collin County Community College

Vote For 1

	TOTAL	VOTE %		Election Day	Early Voting	Ballot By Mail	Provision al Ballots	Limited Ballots
Andy Hardin	88	58.28%	<div><div></div></div>	42	43	3	0	0
Jacoby Stewart Sr.	63	41.72%	<div><div></div></div>	26	37	0	0	0
Total Votes Cast	151	100.00%	<div><div></div></div>	68	80	3	0	0
Overvotes	0			0	0	0	0	0
Undervotes	19			7	12	0	0	0
Contest Totals	170			75	92	3	0	0

Summary Results Report
May 1st, 2021 City/School General and Special
Elections
May 1st, 2021

Final Results
SOVC
Collin County

238

Statistics

	TOTAL	Election Day	Early Voting	Ballot By Mail	Provisional Ballots	Limited Ballots
Registered Voters - Total	3,575					
Ballots Cast - Total	328	112	204	12	0	0
Voter Turnout - Total	9.17%					

Mayor McKinney

Vote For 1

	TOTAL	VOTE %		Election Day	Early Voting	Ballot By Mail	Provisional Ballots	Limited Ballots
Jimmy R. Stewart	14	4.35%	<div><div></div></div>	5	8	1	0	0
George Fuller	212	65.84%	<div><div></div></div>	65	137	10	0	0
Tom Meredith	96	29.81%	<div><div></div></div>	39	56	1	0	0
Total Votes Cast	322	100.00%	<div><div></div></div>	109	201	12	0	0
Overvotes	0			0	0	0	0	0
Undervotes	6			3	3	0	0	0
Contest Totals	328			112	204	12	0	0

City Council At Large McKinney

Vote For 1

	TOTAL	VOTE %		Election Day	Early Voting	Ballot By Mail	Provisional Ballots	Limited Ballots
Brian J. Magnuson	120	41.96%	<div><div></div></div>	47	73	0	0	0
Charlie Philips	166	58.04%	<div><div></div></div>	48	107	11	0	0
Total Votes Cast	286	100.00%	<div><div></div></div>	95	180	11	0	0
Overvotes	0			0	0	0	0	0
Undervotes	42			17	24	1	0	0
Contest Totals	328			112	204	12	0	0

Trustee, Place 6 Frisco

Vote For 1

	TOTAL	VOTE %		Election Day	Early Voting	Ballot By Mail	Provisional Ballots	Limited Ballots
John Classe	187	100.00%	<div><div></div></div>	53	126	8	0	0
Total Votes Cast	187	100.00%	<div><div></div></div>	53	126	8	0	0
Overvotes	0			0	0	0	0	0
Undervotes	141			59	78	4	0	0
Contest Totals	328			112	204	12	0	0

Trustee, Place 7 Frisco

Vote For 1

	TOTAL	VOTE %		Election Day	Early Voting	Ballot By Mail	Provisional Ballots	Limited Ballots
Evelyn Brooks	117	50.43%	<div><div></div></div>	36	77	4	0	0
René Archambault	115	49.57%	<div><div></div></div>	35	75	5	0	0
Total Votes Cast	232	100.00%	<div><div></div></div>	71	152	9	0	0
Overvotes	0			0	0	0	0	0
Undervotes	96			41	52	3	0	0
Contest Totals	328			112	204	12	0	0

Summary Results Report
May 1st, 2021 City/School General and Special
Elections
May 1st, 2021

Final Results
SOVC
Collin County

238

Trustee, Place 7 Collin County Community College

Vote For 1

	TOTAL	VOTE %		Election Day	Early Voting	Ballot By Mail	Provision al Ballots	Limited Ballots
Jim Orr	129	47.43%	<div><div></div></div>	41	82	6	0	0
Helen Chang	143	52.57%	<div><div></div></div>	50	88	5	0	0
Total Votes Cast	272	100.00%	<div><div></div></div>	91	170	11	0	0
Overvotes	0			0	0	0	0	0
Undervotes	56			21	34	1	0	0
Contest Totals	328			112	204	12	0	0

Trustee, Place 8 Collin County Community College

Vote For 1

	TOTAL	VOTE %		Election Day	Early Voting	Ballot By Mail	Provision al Ballots	Limited Ballots
Misty Irby	161	59.19%	<div><div></div></div>	53	101	7	0	0
Bob Collins	111	40.81%	<div><div></div></div>	39	69	3	0	0
Total Votes Cast	272	100.00%	<div><div></div></div>	92	170	10	0	0
Overvotes	0			0	0	0	0	0
Undervotes	56			20	34	2	0	0
Contest Totals	328			112	204	12	0	0

Trustee, Place 9 Collin County Community College

Vote For 1

	TOTAL	VOTE %		Election Day	Early Voting	Ballot By Mail	Provision al Ballots	Limited Ballots
Andy Hardin	147	56.76%	<div><div></div></div>	48	93	6	0	0
Jacoby Stewart Sr.	112	43.24%	<div><div></div></div>	38	70	4	0	0
Total Votes Cast	259	100.00%	<div><div></div></div>	86	163	10	0	0
Overvotes	0			0	0	0	0	0
Undervotes	69			26	41	2	0	0
Contest Totals	328			112	204	12	0	0

Summary Results Report
May 1st, 2021 City/School General and Special
Elections
May 1st, 2021

Final Results
SOVC
Collin County

239

Statistics

	TOTAL	Election Day	Early Voting	Ballot By Mail	Provisional Ballots	Limited Ballots
Registered Voters - Total	3,972					
Ballots Cast - Total	446	176	266	4	0	0
Voter Turnout - Total	11.23%					

Town Council, Place 2 Prosper

Vote For 1

	TOTAL	VOTE %		Election Day	Early Voting	Ballot By Mail	Provisional Ballots	Limited Ballots
Craig Andres	278	100.00%	<div><div></div></div>	107	168	3	0	0
Total Votes Cast	278	100.00%	<div><div></div></div>	107	168	3	0	0
Overvotes	0			0	0	0	0	0
Undervotes	168			69	98	1	0	0
Contest Totals	446			176	266	4	0	0

Town Council, Place 6 Prosper

Vote For 1

	TOTAL	VOTE %		Election Day	Early Voting	Ballot By Mail	Provisional Ballots	Limited Ballots
Christopher Wardlaw	84	20.64%	<div><div></div></div>	28	54	2	0	0
Charles Cotten	323	79.36%	<div><div></div></div>	130	191	2	0	0
Total Votes Cast	407	100.00%	<div><div></div></div>	158	245	4	0	0
Overvotes	0			0	0	0	0	0
Undervotes	39			18	21	0	0	0
Contest Totals	446			176	266	4	0	0

Trustee, Place 4 Prosper

Vote For 1

	TOTAL	VOTE %		Election Day	Early Voting	Ballot By Mail	Provisional Ballots	Limited Ballots
Bettye H. Okae	22	5.05%	<div><div></div></div>	6	16	0	0	0
Chianna Rodgers	56	12.84%	<div><div></div></div>	29	26	1	0	0
Pat Cochrane	149	34.17%	<div><div></div></div>	62	87	0	0	0
Alexander E. Cornwallis	21	4.82%	<div><div></div></div>	7	14	0	0	0
Bill Beavers	188	43.12%	<div><div></div></div>	69	117	2	0	0
Total Votes Cast	436	100.00%	<div><div></div></div>	173	260	3	0	0
Overvotes	0			0	0	0	0	0
Undervotes	10			3	6	1	0	0
Contest Totals	446			176	266	4	0	0

Trustee, Place 7 Prosper

Vote For 1

	TOTAL	VOTE %		Election Day	Early Voting	Ballot By Mail	Provisional Ballots	Limited Ballots
Drew Wilborn	240	57.97%	<div><div></div></div>	89	147	4	0	0
Kristin Meier	174	42.03%	<div><div></div></div>	67	107	0	0	0
Total Votes Cast	414	100.00%	<div><div></div></div>	156	254	4	0	0
Overvotes	0			0	0	0	0	0
Undervotes	32			20	12	0	0	0
Contest Totals	446			176	266	4	0	0

Summary Results Report
May 1st, 2021 City/School General and Special
Elections
May 1st, 2021

Final Results
SOVC
Collin County

239

Trustee, Place 7 Collin County Community College

Vote For 1

	TOTAL	VOTE %		Election Day	Early Voting	Ballot By Mail	Provision al Ballots	Limited Ballots
Jim Orr	178	63.57%	<div><div></div></div>	69	107	2	0	0
Helen Chang	102	36.43%	<div><div></div></div>	36	65	1	0	0
Total Votes Cast	280	100.00%	<div><div></div></div>	105	172	3	0	0
Overvotes	0			0	0	0	0	0
Undervotes	166			71	94	1	0	0
Contest Totals	446			176	266	4	0	0

Trustee, Place 8 Collin County Community College

Vote For 1

	TOTAL	VOTE %		Election Day	Early Voting	Ballot By Mail	Provision al Ballots	Limited Ballots
Misty Irby	108	40.00%	<div><div></div></div>	38	69	1	0	0
Bob Collins	162	60.00%	<div><div></div></div>	63	97	2	0	0
Total Votes Cast	270	100.00%	<div><div></div></div>	101	166	3	0	0
Overvotes	0			0	0	0	0	0
Undervotes	176			75	100	1	0	0
Contest Totals	446			176	266	4	0	0

Trustee, Place 9 Collin County Community College

Vote For 1

	TOTAL	VOTE %		Election Day	Early Voting	Ballot By Mail	Provision al Ballots	Limited Ballots
Andy Hardin	195	76.77%	<div><div></div></div>	82	111	2	0	0
Jacoby Stewart Sr.	59	23.23%	<div><div></div></div>	14	44	1	0	0
Total Votes Cast	254	100.00%	<div><div></div></div>	96	155	3	0	0
Overvotes	0			0	0	0	0	0
Undervotes	192			80	111	1	0	0
Contest Totals	446			176	266	4	0	0

Summary Results Report
May 1st, 2021 City/School General and Special
Elections
May 1st, 2021

Final Results
SOVC
Collin County

901

Statistics

	TOTAL	Election Day	Early Voting	Ballot By Mail	Provision al Ballots	Limited Ballots
Registered Voters - Total	2					
Ballots Cast - Total	0	0	0	0	0	0
Voter Turnout - Total	0.00%					

Trustee, Place 5 Celina

Vote For 1

	TOTAL	VOTE %	Election Day	Early Voting	Ballot By Mail	Provision al Ballots	Limited Ballots
Tracey Balsamo	0		0	0	0	0	0
Total Votes Cast	0		0	0	0	0	0
Overvotes	0		0	0	0	0	0
Undervotes	0		0	0	0	0	0
Contest Totals	0		0	0	0	0	0

Trustee, Place 6 Celina

Vote For 1

	TOTAL	VOTE %	Election Day	Early Voting	Ballot By Mail	Provision al Ballots	Limited Ballots
Kelly Juergens	0		0	0	0	0	0
Total Votes Cast	0		0	0	0	0	0
Overvotes	0		0	0	0	0	0
Undervotes	0		0	0	0	0	0
Contest Totals	0		0	0	0	0	0

Trustee, Place 7 Celina

Vote For 1

	TOTAL	VOTE %	Election Day	Early Voting	Ballot By Mail	Provision al Ballots	Limited Ballots
Vicky Hogue	0		0	0	0	0	0
Todd Snyder	0		0	0	0	0	0
Total Votes Cast	0		0	0	0	0	0
Overvotes	0		0	0	0	0	0
Undervotes	0		0	0	0	0	0
Contest Totals	0		0	0	0	0	0

Summary Results Report
May 1st, 2021 City/School General and Special
Elections
May 1st, 2021

Final Results
SOVC
Collin County

LB1

Statistics

	TOTAL	Election Day	Early Voting	Ballot By Mail	Provision al Ballots	Limited Ballots
Registered Voters - Total	0					
Ballots Cast - Total	0	0	0	0	0	0
Voter Turnout - Total	0.00%					

District School Board Trustee Position 1 Farmersville

Vote For 1

	TOTAL	VOTE %	Election Day	Early Voting	Ballot By Mail	Provision al Ballots	Limited Ballots
Daniel Huff	0		0	0	0	0	0
Paul Kelly (PK)	0		0	0	0	0	0
Total Votes Cast	0		0	0	0	0	0
Overvotes	0		0	0	0	0	0
Undervotes	0		0	0	0	0	0
Contest Totals	0		0	0	0	0	0

District School Board Trustee Position 2 Farmersville

Vote For 1

	TOTAL	VOTE %	Election Day	Early Voting	Ballot By Mail	Provision al Ballots	Limited Ballots
Dale Pickett	0		0	0	0	0	0
Ben Mathews	0		0	0	0	0	0
Total Votes Cast	0		0	0	0	0	0
Overvotes	0		0	0	0	0	0
Undervotes	0		0	0	0	0	0
Contest Totals	0		0	0	0	0	0

District School Board Trustee Position 3 Farmersville

Vote For 1

	TOTAL	VOTE %	Election Day	Early Voting	Ballot By Mail	Provision al Ballots	Limited Ballots
Tony Gray	0		0	0	0	0	0
Total Votes Cast	0		0	0	0	0	0
Overvotes	0		0	0	0	0	0
Undervotes	0		0	0	0	0	0
Contest Totals	0		0	0	0	0	0

District School Board Trustee Position 4 Farmersville

Vote For 1

	TOTAL	VOTE %	Election Day	Early Voting	Ballot By Mail	Provision al Ballots	Limited Ballots
David Coleman	0		0	0	0	0	0
Bridget Justiss	0		0	0	0	0	0
Sandy Day	0		0	0	0	0	0
Total Votes Cast	0		0	0	0	0	0
Overvotes	0		0	0	0	0	0
Undervotes	0		0	0	0	0	0
Contest Totals	0		0	0	0	0	0

Summary Results Report
May 1st, 2021 City/School General and Special
Elections
May 1st, 2021

Final Results
SOVC
Collin County

LB1

Proposition A Farmersville ISD

Vote For 1

	TOTAL	VOTE %	Election Day	Early Voting	Ballot By Mail	Provision al Ballots	Limited Ballots
For	0		0	0	0	0	0
Against	0		0	0	0	0	0
Total Votes Cast	0		0	0	0	0	0
Overvotes	0		0	0	0	0	0
Undervotes	0		0	0	0	0	0
Contest Totals	0		0	0	0	0	0

Summary Results Report
May 1st, 2021 City/School General and Special
Elections
May 1st, 2021

Final Results
SOVC
Collin County

LB2

Statistics

	TOTAL	Election Day	Early Voting	Ballot By Mail	Provision al Ballots	Limited Ballots
Registered Voters - Total	0					
Ballots Cast - Total	0	0	0	0	0	0
Voter Turnout - Total	0.00%					

Councilmember, Place 1 Farmersville

Vote For 1

	TOTAL	VOTE %	Election Day	Early Voting	Ballot By Mail	Provision al Ballots	Limited Ballots
John W. Klostermann	0		0	0	0	0	0
Craig Overstreet	0		0	0	0	0	0
Total Votes Cast	0		0	0	0	0	0
Overvotes	0		0	0	0	0	0
Undervotes	0		0	0	0	0	0
Contest Totals	0		0	0	0	0	0

Councilmember, Place 3 Farmersville

Vote For 1

	TOTAL	VOTE %	Election Day	Early Voting	Ballot By Mail	Provision al Ballots	Limited Ballots
Ted Wagner	0		0	0	0	0	0
Total Votes Cast	0		0	0	0	0	0
Overvotes	0		0	0	0	0	0
Undervotes	0		0	0	0	0	0
Contest Totals	0		0	0	0	0	0

Councilmember, Place 5 Farmersville

Vote For 1

	TOTAL	VOTE %	Election Day	Early Voting	Ballot By Mail	Provision al Ballots	Limited Ballots
Lance Hudson	0		0	0	0	0	0
Total Votes Cast	0		0	0	0	0	0
Overvotes	0		0	0	0	0	0
Undervotes	0		0	0	0	0	0
Contest Totals	0		0	0	0	0	0

District School Board Trustee Position 1 Farmersville

Vote For 1

	TOTAL	VOTE %	Election Day	Early Voting	Ballot By Mail	Provision al Ballots	Limited Ballots
Daniel Huff	0		0	0	0	0	0
Paul Kelly (PK)	0		0	0	0	0	0
Total Votes Cast	0		0	0	0	0	0
Overvotes	0		0	0	0	0	0
Undervotes	0		0	0	0	0	0
Contest Totals	0		0	0	0	0	0

Summary Results Report
May 1st, 2021 City/School General and Special
Elections
May 1st, 2021

Final Results
SOVC
Collin County

LB2

District School Board Trustee Position 2 Farmersville

Vote For 1

	TOTAL	VOTE %	Election Day	Early Voting	Ballot By Mail	Provision al Ballots	Limited Ballots
Dale Pickett	0		0	0	0	0	0
Ben Mathews	0		0	0	0	0	0
Total Votes Cast	0		0	0	0	0	0
Overvotes	0		0	0	0	0	0
Undervotes	0		0	0	0	0	0
Contest Totals	0		0	0	0	0	0

District School Board Trustee Position 3 Farmersville

Vote For 1

	TOTAL	VOTE %	Election Day	Early Voting	Ballot By Mail	Provision al Ballots	Limited Ballots
Tony Gray	0		0	0	0	0	0
Total Votes Cast	0		0	0	0	0	0
Overvotes	0		0	0	0	0	0
Undervotes	0		0	0	0	0	0
Contest Totals	0		0	0	0	0	0

District School Board Trustee Position 4 Farmersville

Vote For 1

	TOTAL	VOTE %	Election Day	Early Voting	Ballot By Mail	Provision al Ballots	Limited Ballots
David Coleman	0		0	0	0	0	0
Bridget Justiss	0		0	0	0	0	0
Sandy Day	0		0	0	0	0	0
Total Votes Cast	0		0	0	0	0	0
Overvotes	0		0	0	0	0	0
Undervotes	0		0	0	0	0	0
Contest Totals	0		0	0	0	0	0

Proposition A Farmersville ISD

Vote For 1

	TOTAL	VOTE %	Election Day	Early Voting	Ballot By Mail	Provision al Ballots	Limited Ballots
For	0		0	0	0	0	0
Against	0		0	0	0	0	0
Total Votes Cast	0		0	0	0	0	0
Overvotes	0		0	0	0	0	0
Undervotes	0		0	0	0	0	0
Contest Totals	0		0	0	0	0	0

Summary Results Report
May 1st, 2021 City/School General and Special
Elections
May 1st, 2021

Final Results
SOVC
Collin County

LB3

Statistics

	TOTAL	Election Day	Early Voting	Ballot By Mail	Provision al Ballots	Limited Ballots
Registered Voters - Total	0					
Ballots Cast - Total	0	0	0	0	0	0
Voter Turnout - Total	0.00%					

Trustee, Place 1 Community

Vote For 1

	TOTAL	VOTE %	Election Day	Early Voting	Ballot By Mail	Provision al Ballots	Limited Ballots
Jeff Pendill	0		0	0	0	0	0
Total Votes Cast	0		0	0	0	0	0
Overvotes	0		0	0	0	0	0
Undervotes	0		0	0	0	0	0
Contest Totals	0		0	0	0	0	0

Trustee, Place 2 Community

Vote For 1

	TOTAL	VOTE %	Election Day	Early Voting	Ballot By Mail	Provision al Ballots	Limited Ballots
Alicia Young	0		0	0	0	0	0
Total Votes Cast	0		0	0	0	0	0
Overvotes	0		0	0	0	0	0
Undervotes	0		0	0	0	0	0
Contest Totals	0		0	0	0	0	0

Trustee, Place 3 Community

Vote For 1

	TOTAL	VOTE %	Election Day	Early Voting	Ballot By Mail	Provision al Ballots	Limited Ballots
Erin Wilson	0		0	0	0	0	0
Jose Robles	0		0	0	0	0	0
Josh Allred	0		0	0	0	0	0
Staci Schroeder	0		0	0	0	0	0
Total Votes Cast	0		0	0	0	0	0
Overvotes	0		0	0	0	0	0
Undervotes	0		0	0	0	0	0
Contest Totals	0		0	0	0	0	0

Summary Results Report
May 1st, 2021 City/School General and Special
Elections
May 1st, 2021

Final Results
SOVC
Collin County

LB4

Statistics

	TOTAL	Election Day	Early Voting	Ballot By Mail	Provision al Ballots	Limited Ballots
Registered Voters - Total	0					
Ballots Cast - Total	0	0	0	0	0	0
Voter Turnout - Total	0.00%					

Trustee, Place 5 Celina

Vote For 1

	TOTAL	VOTE %	Election Day	Early Voting	Ballot By Mail	Provision al Ballots	Limited Ballots
Tracey Balsamo	0		0	0	0	0	0
Total Votes Cast	0		0	0	0	0	0
Overvotes	0		0	0	0	0	0
Undervotes	0		0	0	0	0	0
Contest Totals	0		0	0	0	0	0

Trustee, Place 6 Celina

Vote For 1

	TOTAL	VOTE %	Election Day	Early Voting	Ballot By Mail	Provision al Ballots	Limited Ballots
Kelly Juergens	0		0	0	0	0	0
Total Votes Cast	0		0	0	0	0	0
Overvotes	0		0	0	0	0	0
Undervotes	0		0	0	0	0	0
Contest Totals	0		0	0	0	0	0

Trustee, Place 7 Celina

Vote For 1

	TOTAL	VOTE %	Election Day	Early Voting	Ballot By Mail	Provision al Ballots	Limited Ballots
Vicky Hogue	0		0	0	0	0	0
Todd Snyder	0		0	0	0	0	0
Total Votes Cast	0		0	0	0	0	0
Overvotes	0		0	0	0	0	0
Undervotes	0		0	0	0	0	0
Contest Totals	0		0	0	0	0	0

Summary Results Report
 May 1st, 2021 City/School General and Special
 Elections
 May 1st, 2021

Final Results
 SOVC
 Collin County

LB5

Statistics

	TOTAL	Election Day	Early Voting	Ballot By Mail	Provision al Ballots	Limited Ballots
Registered Voters - Total	0					
Ballots Cast - Total	0	0	0	0	0	0
Voter Turnout - Total	0.00%					

Trustee, Place 4 Prosper

Vote For 1

	TOTAL	VOTE %	Election Day	Early Voting	Ballot By Mail	Provision al Ballots	Limited Ballots
Bettye H. Okae	0		0	0	0	0	0
Chianna Rodgers	0		0	0	0	0	0
Pat Cochrane	0		0	0	0	0	0
Alexander E. Cornwallis	0		0	0	0	0	0
Bill Beavers	0		0	0	0	0	0
Total Votes Cast	0		0	0	0	0	0
Overvotes	0		0	0	0	0	0
Undervotes	0		0	0	0	0	0
Contest Totals	0		0	0	0	0	0

Trustee, Place 7 Prosper

Vote For 1

	TOTAL	VOTE %	Election Day	Early Voting	Ballot By Mail	Provision al Ballots	Limited Ballots
Drew Wilborn	0		0	0	0	0	0
Kristin Meier	0		0	0	0	0	0
Total Votes Cast	0		0	0	0	0	0
Overvotes	0		0	0	0	0	0
Undervotes	0		0	0	0	0	0
Contest Totals	0		0	0	0	0	0

Summary Results Report
May 1st, 2021 City/School General and Special
Elections
May 1st, 2021

Final Results
SOVC
Collin County

LB6

Statistics

	TOTAL	Election Day	Early Voting	Ballot By Mail	Provision al Ballots	Limited Ballots
Registered Voters - Total	0					
Ballots Cast - Total	0	0	0	0	0	0
Voter Turnout - Total	0.00%					

Councilman, Place 2 Celina

Vote For 1

	TOTAL	VOTE %	Election Day	Early Voting	Ballot By Mail	Provision al Ballots	Limited Ballots
Jay Pierce	0		0	0	0	0	0
Total Votes Cast	0		0	0	0	0	0
Overvotes	0		0	0	0	0	0
Undervotes	0		0	0	0	0	0
Contest Totals	0		0	0	0	0	0

Councilman, Place 3 Celina

Vote For 1

	TOTAL	VOTE %	Election Day	Early Voting	Ballot By Mail	Provision al Ballots	Limited Ballots
Andy "Hop" Hopkins	0		0	0	0	0	0
Lanford Rodgers	0		0	0	0	0	0
Total Votes Cast	0		0	0	0	0	0
Overvotes	0		0	0	0	0	0
Undervotes	0		0	0	0	0	0
Contest Totals	0		0	0	0	0	0

Trustee, Place 4 Prosper

Vote For 1

	TOTAL	VOTE %	Election Day	Early Voting	Ballot By Mail	Provision al Ballots	Limited Ballots
Bettye H. Okae	0		0	0	0	0	0
Chianna Rodgers	0		0	0	0	0	0
Pat Cochrane	0		0	0	0	0	0
Alexander E. Cornwallis	0		0	0	0	0	0
Bill Beavers	0		0	0	0	0	0
Total Votes Cast	0		0	0	0	0	0
Overvotes	0		0	0	0	0	0
Undervotes	0		0	0	0	0	0
Contest Totals	0		0	0	0	0	0

Trustee, Place 7 Prosper

Vote For 1

	TOTAL	VOTE %	Election Day	Early Voting	Ballot By Mail	Provision al Ballots	Limited Ballots
Drew Wilborn	0		0	0	0	0	0
Kristin Meier	0		0	0	0	0	0
Total Votes Cast	0		0	0	0	0	0
Overvotes	0		0	0	0	0	0
Undervotes	0		0	0	0	0	0
Contest Totals	0		0	0	0	0	0

Summary Results Report
May 1st, 2021 City/School General and Special
Elections
May 1st, 2021

Final Results
SOVC
Collin County

LB7

Statistics

	TOTAL	Election Day	Early Voting	Ballot By Mail	Provision al Ballots	Limited Ballots
Registered Voters - Total	0					
Ballots Cast - Total	0	0	0	0	0	0
Voter Turnout - Total	0.00%					

Councilman, Place 2 Celina

Vote For 1

	TOTAL	VOTE %	Election Day	Early Voting	Ballot By Mail	Provision al Ballots	Limited Ballots
Jay Pierce	0		0	0	0	0	0
Total Votes Cast	0		0	0	0	0	0
Overvotes	0		0	0	0	0	0
Undervotes	0		0	0	0	0	0
Contest Totals	0		0	0	0	0	0

Councilman, Place 3 Celina

Vote For 1

	TOTAL	VOTE %	Election Day	Early Voting	Ballot By Mail	Provision al Ballots	Limited Ballots
Andy "Hop" Hopkins	0		0	0	0	0	0
Lanford Rodgers	0		0	0	0	0	0
Total Votes Cast	0		0	0	0	0	0
Overvotes	0		0	0	0	0	0
Undervotes	0		0	0	0	0	0
Contest Totals	0		0	0	0	0	0

Trustee, Place 5 Celina

Vote For 1

	TOTAL	VOTE %	Election Day	Early Voting	Ballot By Mail	Provision al Ballots	Limited Ballots
Tracey Balsamo	0		0	0	0	0	0
Total Votes Cast	0		0	0	0	0	0
Overvotes	0		0	0	0	0	0
Undervotes	0		0	0	0	0	0
Contest Totals	0		0	0	0	0	0

Trustee, Place 6 Celina

Vote For 1

	TOTAL	VOTE %	Election Day	Early Voting	Ballot By Mail	Provision al Ballots	Limited Ballots
Kelly Juergens	0		0	0	0	0	0
Total Votes Cast	0		0	0	0	0	0
Overvotes	0		0	0	0	0	0
Undervotes	0		0	0	0	0	0
Contest Totals	0		0	0	0	0	0

Summary Results Report
May 1st, 2021 City/School General and Special
Elections
May 1st, 2021

Final Results
SOVC
Collin County

LB7

Trustee, Place 7 Celina

Vote For 1

	TOTAL	VOTE %	Election Day	Early Voting	Ballot By Mail	Provision al Ballots	Limited Ballots
Vicky Hogue	0		0	0	0	0	0
Todd Snyder	0		0	0	0	0	0
Total Votes Cast	0		0	0	0	0	0
Overvotes	0		0	0	0	0	0
Undervotes	0		0	0	0	0	0
Contest Totals	0		0	0	0	0	0

Summary Results Report
May 1st, 2021 City/School General and Special
Elections
May 1st, 2021

Final Results
SOVC
Collin County

LB8

Statistics

	TOTAL	Election Day	Early Voting	Ballot By Mail	Provision al Ballots	Limited Ballots
Registered Voters - Total	0					
Ballots Cast - Total	0	0	0	0	0	0
Voter Turnout - Total	0.00%					

Councilmember, Place No.2 Plano

Vote For 1

	TOTAL	VOTE %	Election Day	Early Voting	Ballot By Mail	Provision al Ballots	Limited Ballots
Anthony Ricciardelli	0		0	0	0	0	0
Steve Lavine	0		0	0	0	0	0
Total Votes Cast	0		0	0	0	0	0
Overvotes	0		0	0	0	0	0
Undervotes	0		0	0	0	0	0
Contest Totals	0		0	0	0	0	0

Councilmember, Place No.4 Plano

Vote For 1

	TOTAL	VOTE %	Election Day	Early Voting	Ballot By Mail	Provision al Ballots	Limited Ballots
Vidal Quintanilla	0		0	0	0	0	0
Justin Adcock	0		0	0	0	0	0
Kayci Prince	0		0	0	0	0	0
Nassat Parveen	0		0	0	0	0	0
Total Votes Cast	0		0	0	0	0	0
Overvotes	0		0	0	0	0	0
Undervotes	0		0	0	0	0	0
Contest Totals	0		0	0	0	0	0

Councilmember, Place No.6 (Mayor)

Vote For 1

	TOTAL	VOTE %	Election Day	Early Voting	Ballot By Mail	Provision al Ballots	Limited Ballots
Lydia Ortega	0		0	0	0	0	0
Lily Bao	0		0	0	0	0	0
John Muns	0		0	0	0	0	0
Total Votes Cast	0		0	0	0	0	0
Overvotes	0		0	0	0	0	0
Undervotes	0		0	0	0	0	0
Contest Totals	0		0	0	0	0	0

Summary Results Report
May 1st, 2021 City/School General and Special
Elections
May 1st, 2021

Final Results
SOVC
Collin County

LB8

Councilmember, Place No.8 Plano

Vote For 1

	TOTAL	VOTE %	Election Day	Early Voting	Ballot By Mail	Provision al Ballots	Limited Ballots
Elisa Klein	0		0	0	0	0	0
Rick Smith	0		0	0	0	0	0
Total Votes Cast	0		0	0	0	0	0
Overvotes	0		0	0	0	0	0
Undervotes	0		0	0	0	0	0
Contest Totals	0		0	0	0	0	0

Councilmember, Place No.7 Plano

Vote For 1

	TOTAL	VOTE %	Election Day	Early Voting	Ballot By Mail	Provision al Ballots	Limited Ballots
David M. Smith	0		0	0	0	0	0
Julie Holmer	0		0	0	0	0	0
Sandeep Srivastava	0		0	0	0	0	0
Chris Robertson	0		0	0	0	0	0
Bill Lisle III	0		0	0	0	0	0
Total Votes Cast	0		0	0	0	0	0
Overvotes	0		0	0	0	0	0
Undervotes	0		0	0	0	0	0
Contest Totals	0		0	0	0	0	0

Proposition A City of Plano

Vote For 1

	TOTAL	VOTE %	Election Day	Early Voting	Ballot By Mail	Provision al Ballots	Limited Ballots
For	0		0	0	0	0	0
Against	0		0	0	0	0	0
Total Votes Cast	0		0	0	0	0	0
Overvotes	0		0	0	0	0	0
Undervotes	0		0	0	0	0	0
Contest Totals	0		0	0	0	0	0

Proposition B City of Plano

Vote For 1

	TOTAL	VOTE %	Election Day	Early Voting	Ballot By Mail	Provision al Ballots	Limited Ballots
For	0		0	0	0	0	0
Against	0		0	0	0	0	0
Total Votes Cast	0		0	0	0	0	0
Overvotes	0		0	0	0	0	0
Undervotes	0		0	0	0	0	0
Contest Totals	0		0	0	0	0	0

Summary Results Report
May 1st, 2021 City/School General and Special
Elections
May 1st, 2021

Final Results
SOVC
Collin County

LB8

Proposition C City of Plano

Vote For 1

	TOTAL	VOTE %	Election Day	Early Voting	Ballot By Mail	Provision al Ballots	Limited Ballots
For	0		0	0	0	0	0
Against	0		0	0	0	0	0
Total Votes Cast	0		0	0	0	0	0
Overvotes	0		0	0	0	0	0
Undervotes	0		0	0	0	0	0
Contest Totals	0		0	0	0	0	0

Proposition D City of Plano

Vote For 1

	TOTAL	VOTE %	Election Day	Early Voting	Ballot By Mail	Provision al Ballots	Limited Ballots
For	0		0	0	0	0	0
Against	0		0	0	0	0	0
Total Votes Cast	0		0	0	0	0	0
Overvotes	0		0	0	0	0	0
Undervotes	0		0	0	0	0	0
Contest Totals	0		0	0	0	0	0

Proposition E City of Plano

Vote For 1

	TOTAL	VOTE %	Election Day	Early Voting	Ballot By Mail	Provision al Ballots	Limited Ballots
For	0		0	0	0	0	0
Against	0		0	0	0	0	0
Total Votes Cast	0		0	0	0	0	0
Overvotes	0		0	0	0	0	0
Undervotes	0		0	0	0	0	0
Contest Totals	0		0	0	0	0	0

Proposition F City of Plano

Vote For 1

	TOTAL	VOTE %	Election Day	Early Voting	Ballot By Mail	Provision al Ballots	Limited Ballots
For	0		0	0	0	0	0
Against	0		0	0	0	0	0
Total Votes Cast	0		0	0	0	0	0
Overvotes	0		0	0	0	0	0
Undervotes	0		0	0	0	0	0
Contest Totals	0		0	0	0	0	0

Summary Results Report
May 1st, 2021 City/School General and Special
Elections
May 1st, 2021

Final Results
SOVC
Collin County

LB8

Trustee, Place 6 Frisco

Vote For 1

	TOTAL	VOTE %	Election Day	Early Voting	Ballot By Mail	Provision al Ballots	Limited Ballots
John Classe	0		0	0	0	0	0
Total Votes Cast	0		0	0	0	0	0
Overvotes	0		0	0	0	0	0
Undervotes	0		0	0	0	0	0
Contest Totals	0		0	0	0	0	0

Trustee, Place 7 Frisco

Vote For 1

	TOTAL	VOTE %	Election Day	Early Voting	Ballot By Mail	Provision al Ballots	Limited Ballots
Evelyn Brooks	0		0	0	0	0	0
René Archambault	0		0	0	0	0	0
Total Votes Cast	0		0	0	0	0	0
Overvotes	0		0	0	0	0	0
Undervotes	0		0	0	0	0	0
Contest Totals	0		0	0	0	0	0

Summary Results Report
May 1st, 2021 City/School General and Special
Elections
May 1st, 2021

Final Results
SOVC
Collin County

LB9

Statistics

	TOTAL	Election Day	Early Voting	Ballot By Mail	Provision al Ballots	Limited Ballots
Registered Voters - Total	0					
Ballots Cast - Total	0	0	0	0	0	0
Voter Turnout - Total	0.00%					

Councilmember, Place No.2 Plano

Vote For 1

	TOTAL	VOTE %	Election Day	Early Voting	Ballot By Mail	Provision al Ballots	Limited Ballots
Anthony Ricciardelli	0		0	0	0	0	0
Steve Lavine	0		0	0	0	0	0
Total Votes Cast	0		0	0	0	0	0
Overvotes	0		0	0	0	0	0
Undervotes	0		0	0	0	0	0
Contest Totals	0		0	0	0	0	0

Councilmember, Place No.4 Plano

Vote For 1

	TOTAL	VOTE %	Election Day	Early Voting	Ballot By Mail	Provision al Ballots	Limited Ballots
Vidal Quintanilla	0		0	0	0	0	0
Justin Adcock	0		0	0	0	0	0
Kayci Prince	0		0	0	0	0	0
Nassat Parveen	0		0	0	0	0	0
Total Votes Cast	0		0	0	0	0	0
Overvotes	0		0	0	0	0	0
Undervotes	0		0	0	0	0	0
Contest Totals	0		0	0	0	0	0

Councilmember, Place No.6 (Mayor)

Vote For 1

	TOTAL	VOTE %	Election Day	Early Voting	Ballot By Mail	Provision al Ballots	Limited Ballots
Lydia Ortega	0		0	0	0	0	0
Lily Bao	0		0	0	0	0	0
John Muns	0		0	0	0	0	0
Total Votes Cast	0		0	0	0	0	0
Overvotes	0		0	0	0	0	0
Undervotes	0		0	0	0	0	0
Contest Totals	0		0	0	0	0	0

Summary Results Report
May 1st, 2021 City/School General and Special
Elections
May 1st, 2021

Final Results
SOVC
Collin County

LB9

Councilmember, Place No.8 Plano

Vote For 1

	TOTAL	VOTE %	Election Day	Early Voting	Ballot By Mail	Provision al Ballots	Limited Ballots
Elisa Klein	0		0	0	0	0	0
Rick Smith	0		0	0	0	0	0
Total Votes Cast	0		0	0	0	0	0
Overvotes	0		0	0	0	0	0
Undervotes	0		0	0	0	0	0
Contest Totals	0		0	0	0	0	0

Councilmember, Place No.7 Plano

Vote For 1

	TOTAL	VOTE %	Election Day	Early Voting	Ballot By Mail	Provision al Ballots	Limited Ballots
David M. Smith	0		0	0	0	0	0
Julie Holmer	0		0	0	0	0	0
Sandeep Srivastava	0		0	0	0	0	0
Chris Robertson	0		0	0	0	0	0
Bill Lisle III	0		0	0	0	0	0
Total Votes Cast	0		0	0	0	0	0
Overvotes	0		0	0	0	0	0
Undervotes	0		0	0	0	0	0
Contest Totals	0		0	0	0	0	0

Proposition A City of Plano

Vote For 1

	TOTAL	VOTE %	Election Day	Early Voting	Ballot By Mail	Provision al Ballots	Limited Ballots
For	0		0	0	0	0	0
Against	0		0	0	0	0	0
Total Votes Cast	0		0	0	0	0	0
Overvotes	0		0	0	0	0	0
Undervotes	0		0	0	0	0	0
Contest Totals	0		0	0	0	0	0

Proposition B City of Plano

Vote For 1

	TOTAL	VOTE %	Election Day	Early Voting	Ballot By Mail	Provision al Ballots	Limited Ballots
For	0		0	0	0	0	0
Against	0		0	0	0	0	0
Total Votes Cast	0		0	0	0	0	0
Overvotes	0		0	0	0	0	0
Undervotes	0		0	0	0	0	0
Contest Totals	0		0	0	0	0	0

Summary Results Report
May 1st, 2021 City/School General and Special
Elections
May 1st, 2021

Final Results
SOVC
Collin County

LB9

Proposition C City of Plano

Vote For 1

	TOTAL	VOTE %	Election Day	Early Voting	Ballot By Mail	Provision al Ballots	Limited Ballots
For	0		0	0	0	0	0
Against	0		0	0	0	0	0
Total Votes Cast	0		0	0	0	0	0
Overvotes	0		0	0	0	0	0
Undervotes	0		0	0	0	0	0
Contest Totals	0		0	0	0	0	0

Proposition D City of Plano

Vote For 1

	TOTAL	VOTE %	Election Day	Early Voting	Ballot By Mail	Provision al Ballots	Limited Ballots
For	0		0	0	0	0	0
Against	0		0	0	0	0	0
Total Votes Cast	0		0	0	0	0	0
Overvotes	0		0	0	0	0	0
Undervotes	0		0	0	0	0	0
Contest Totals	0		0	0	0	0	0

Proposition E City of Plano

Vote For 1

	TOTAL	VOTE %	Election Day	Early Voting	Ballot By Mail	Provision al Ballots	Limited Ballots
For	0		0	0	0	0	0
Against	0		0	0	0	0	0
Total Votes Cast	0		0	0	0	0	0
Overvotes	0		0	0	0	0	0
Undervotes	0		0	0	0	0	0
Contest Totals	0		0	0	0	0	0

Proposition F City of Plano

Vote For 1

	TOTAL	VOTE %	Election Day	Early Voting	Ballot By Mail	Provision al Ballots	Limited Ballots
For	0		0	0	0	0	0
Against	0		0	0	0	0	0
Total Votes Cast	0		0	0	0	0	0
Overvotes	0		0	0	0	0	0
Undervotes	0		0	0	0	0	0
Contest Totals	0		0	0	0	0	0

Summary Results Report
May 1st, 2021 City/School General and Special
Elections
May 1st, 2021

Final Results
SOVC
Collin County

LB9

Trustee, Place 1 Plano

Vote For 1

	TOTAL	VOTE %	Election Day	Early Voting	Ballot By Mail	Provision al Ballots	Limited Ballots
Lauren Tyra	0		0	0	0	0	0
Shafik Ben Guesmia	0		0	0	0	0	0
Semida Voicu	0		0	0	0	0	0
Total Votes Cast	0		0	0	0	0	0
Overvotes	0		0	0	0	0	0
Undervotes	0		0	0	0	0	0
Contest Totals	0		0	0	0	0	0

Trustee, Place 2 Plano

Vote For 1

	TOTAL	VOTE %	Election Day	Early Voting	Ballot By Mail	Provision al Ballots	Limited Ballots
Dayna Oscherwitz	0		0	0	0	0	0
Ajikwaga Felli	0		0	0	0	0	0
Angela Powell	0		0	0	0	0	0
Total Votes Cast	0		0	0	0	0	0
Overvotes	0		0	0	0	0	0
Undervotes	0		0	0	0	0	0
Contest Totals	0		0	0	0	0	0

Trustee, Place 3 Plano

Vote For 1

	TOTAL	VOTE %	Election Day	Early Voting	Ballot By Mail	Provision al Ballots	Limited Ballots
Nancy C. Humphrey	0		0	0	0	0	0
Lynn Walling	0		0	0	0	0	0
Total Votes Cast	0		0	0	0	0	0
Overvotes	0		0	0	0	0	0
Undervotes	0		0	0	0	0	0
Contest Totals	0		0	0	0	0	0

Trustee, Place 6 Plano

Vote For 1

	TOTAL	VOTE %	Election Day	Early Voting	Ballot By Mail	Provision al Ballots	Limited Ballots
Marilyn Loughray	0		0	0	0	0	0
Jeri Chambers	0		0	0	0	0	0
Total Votes Cast	0		0	0	0	0	0
Overvotes	0		0	0	0	0	0
Undervotes	0		0	0	0	0	0
Contest Totals	0		0	0	0	0	0

Summary Results Report
May 1st, 2021 City/School General and Special
Elections
May 1st, 2021

Final Results
SOVC
Collin County

LB10

Statistics

	TOTAL	Election Day	Early Voting	Ballot By Mail	Provision al Ballots	Limited Ballots
Registered Voters - Total	0					
Ballots Cast - Total	0	0	0	0	0	0
Voter Turnout - Total	0.00%					

Member of Council, Place 12 Dallas

Vote For 1

	TOTAL	VOTE %	Election Day	Early Voting	Ballot By Mail	Provision al Ballots	Limited Ballots
Elva Curl	0		0	0	0	0	0
Cara Mendelsohn	0		0	0	0	0	0
Total Votes Cast	0		0	0	0	0	0
Overvotes	0		0	0	0	0	0
Undervotes	0		0	0	0	0	0
Contest Totals	0		0	0	0	0	0

Proposition A City of Dallas

Vote For 1

	TOTAL	VOTE %	Election Day	Early Voting	Ballot By Mail	Provision al Ballots	Limited Ballots
For	0		0	0	0	0	0
Against	0		0	0	0	0	0
Total Votes Cast	0		0	0	0	0	0
Overvotes	0		0	0	0	0	0
Undervotes	0		0	0	0	0	0
Contest Totals	0		0	0	0	0	0

Proposition B City of Dallas

Vote For 1

	TOTAL	VOTE %	Election Day	Early Voting	Ballot By Mail	Provision al Ballots	Limited Ballots
For	0		0	0	0	0	0
Against	0		0	0	0	0	0
Total Votes Cast	0		0	0	0	0	0
Overvotes	0		0	0	0	0	0
Undervotes	0		0	0	0	0	0
Contest Totals	0		0	0	0	0	0

Trustee, Place 1 Plano

Vote For 1

	TOTAL	VOTE %	Election Day	Early Voting	Ballot By Mail	Provision al Ballots	Limited Ballots
Lauren Tyra	0		0	0	0	0	0
Shafik Ben Guesmia	0		0	0	0	0	0
Semida Voicu	0		0	0	0	0	0
Total Votes Cast	0		0	0	0	0	0
Overvotes	0		0	0	0	0	0
Undervotes	0		0	0	0	0	0
Contest Totals	0		0	0	0	0	0

Summary Results Report
May 1st, 2021 City/School General and Special
Elections
May 1st, 2021

Final Results
SOVC
Collin County

LB10

Trustee, Place 2 Plano

Vote For 1

	TOTAL	VOTE %	Election Day	Early Voting	Ballot By Mail	Provision al Ballots	Limited Ballots
Dayna Oscherwitz	0		0	0	0	0	0
Ajikwaga Felli	0		0	0	0	0	0
Angela Powell	0		0	0	0	0	0
Total Votes Cast	0		0	0	0	0	0
Overvotes	0		0	0	0	0	0
Undervotes	0		0	0	0	0	0
Contest Totals	0		0	0	0	0	0

Trustee, Place 3 Plano

Vote For 1

	TOTAL	VOTE %	Election Day	Early Voting	Ballot By Mail	Provision al Ballots	Limited Ballots
Nancy C. Humphrey	0		0	0	0	0	0
Lynn Walling	0		0	0	0	0	0
Total Votes Cast	0		0	0	0	0	0
Overvotes	0		0	0	0	0	0
Undervotes	0		0	0	0	0	0
Contest Totals	0		0	0	0	0	0

Trustee, Place 6 Plano

Vote For 1

	TOTAL	VOTE %	Election Day	Early Voting	Ballot By Mail	Provision al Ballots	Limited Ballots
Marilyn Loughray	0		0	0	0	0	0
Jeri Chambers	0		0	0	0	0	0
Total Votes Cast	0		0	0	0	0	0
Overvotes	0		0	0	0	0	0
Undervotes	0		0	0	0	0	0
Contest Totals	0		0	0	0	0	0

Summary Results Report
May 1st, 2021 City/School General and Special
Elections
May 1st, 2021

Final Results
SOVC
Collin County

LB11

Statistics

	TOTAL	Election Day	Early Voting	Ballot By Mail	Provision al Ballots	Limited Ballots
Registered Voters - Total	0					
Ballots Cast - Total	0	0	0	0	0	0
Voter Turnout - Total	0.00%					

Trustee, Place 1 Plano

Vote For 1

	TOTAL	VOTE %	Election Day	Early Voting	Ballot By Mail	Provision al Ballots	Limited Ballots
Lauren Tyra	0		0	0	0	0	0
Shafik Ben Guesmia	0		0	0	0	0	0
Semida Voicu	0		0	0	0	0	0
Total Votes Cast	0		0	0	0	0	0
Overvotes	0		0	0	0	0	0
Undervotes	0		0	0	0	0	0
Contest Totals	0		0	0	0	0	0

Trustee, Place 2 Plano

Vote For 1

	TOTAL	VOTE %	Election Day	Early Voting	Ballot By Mail	Provision al Ballots	Limited Ballots
Dayna Oscherwitz	0		0	0	0	0	0
Ajikwaga Felli	0		0	0	0	0	0
Angela Powell	0		0	0	0	0	0
Total Votes Cast	0		0	0	0	0	0
Overvotes	0		0	0	0	0	0
Undervotes	0		0	0	0	0	0
Contest Totals	0		0	0	0	0	0

Trustee, Place 3 Plano

Vote For 1

	TOTAL	VOTE %	Election Day	Early Voting	Ballot By Mail	Provision al Ballots	Limited Ballots
Nancy C. Humphrey	0		0	0	0	0	0
Lynn Walling	0		0	0	0	0	0
Total Votes Cast	0		0	0	0	0	0
Overvotes	0		0	0	0	0	0
Undervotes	0		0	0	0	0	0
Contest Totals	0		0	0	0	0	0

Trustee, Place 6 Plano

Vote For 1

	TOTAL	VOTE %	Election Day	Early Voting	Ballot By Mail	Provision al Ballots	Limited Ballots
Marilyn Loughray	0		0	0	0	0	0
Jeri Chambers	0		0	0	0	0	0
Total Votes Cast	0		0	0	0	0	0
Overvotes	0		0	0	0	0	0
Undervotes	0		0	0	0	0	0
Contest Totals	0		0	0	0	0	0

Summary Results Report
 May 1st, 2021 City/School General and Special
 Elections
 May 1st, 2021

Final Results
 SOVC
 Collin County

LB 12

Statistics

	TOTAL	Election Day	Early Voting	Ballot By Mail	Provision al Ballots	Limited Ballots
Registered Voters - Total	0					
Ballots Cast - Total	0	0	0	0	0	0
Voter Turnout - Total	0.00%					

Councilmember, Place 2 Wylie

Vote For 1

	TOTAL	VOTE %	Election Day	Early Voting	Ballot By Mail	Provision al Ballots	Limited Ballots
Dave Strang	0		0	0	0	0	0
Total Votes Cast	0		0	0	0	0	0
Overvotes	0		0	0	0	0	0
Undervotes	0		0	0	0	0	0
Contest Totals	0		0	0	0	0	0

Councilmember, Place 4 Wylie

Vote For 1

	TOTAL	VOTE %	Election Day	Early Voting	Ballot By Mail	Provision al Ballots	Limited Ballots
Scott Williams	0		0	0	0	0	0
Raymond Perry	0		0	0	0	0	0
Mary Harris	0		0	0	0	0	0
Total Votes Cast	0		0	0	0	0	0
Overvotes	0		0	0	0	0	0
Undervotes	0		0	0	0	0	0
Contest Totals	0		0	0	0	0	0

Summary Results Report
May 1st, 2021 City/School General and Special
Elections
May 1st, 2021

Final Results
SOVC
Collin County

LB13

Statistics

	TOTAL	Election Day	Early Voting	Ballot By Mail	Provision al Ballots	Limited Ballots
Registered Voters - Total	0					
Ballots Cast - Total	0	0	0	0	0	0
Voter Turnout - Total	0.00%					

Town Council, Place 2 Prosper

Vote For 1

	TOTAL	VOTE %	Election Day	Early Voting	Ballot By Mail	Provision al Ballots	Limited Ballots
Craig Andres	0		0	0	0	0	0
Total Votes Cast	0		0	0	0	0	0
Overvotes	0		0	0	0	0	0
Undervotes	0		0	0	0	0	0
Contest Totals	0		0	0	0	0	0

Town Council, Place 6 Prosper

Vote For 1

	TOTAL	VOTE %	Election Day	Early Voting	Ballot By Mail	Provision al Ballots	Limited Ballots
Christopher Wardlaw	0		0	0	0	0	0
Charles Cotten	0		0	0	0	0	0
Total Votes Cast	0		0	0	0	0	0
Overvotes	0		0	0	0	0	0
Undervotes	0		0	0	0	0	0
Contest Totals	0		0	0	0	0	0

Trustee, Place 4 Prosper

Vote For 1

	TOTAL	VOTE %	Election Day	Early Voting	Ballot By Mail	Provision al Ballots	Limited Ballots
Bettye H. Okae	0		0	0	0	0	0
Chianna Rodgers	0		0	0	0	0	0
Pat Cochrane	0		0	0	0	0	0
Alexander E. Cornwallis	0		0	0	0	0	0
Bill Beavers	0		0	0	0	0	0
Total Votes Cast	0		0	0	0	0	0
Overvotes	0		0	0	0	0	0
Undervotes	0		0	0	0	0	0
Contest Totals	0		0	0	0	0	0

Trustee, Place 7 Prosper

Vote For 1

	TOTAL	VOTE %	Election Day	Early Voting	Ballot By Mail	Provision al Ballots	Limited Ballots
Drew Wilborn	0		0	0	0	0	0
Kristin Meier	0		0	0	0	0	0
Total Votes Cast	0		0	0	0	0	0
Overvotes	0		0	0	0	0	0
Undervotes	0		0	0	0	0	0
Contest Totals	0		0	0	0	0	0

Summary Results Report
May 1st, 2021 City/School General and Special
Elections
May 1st, 2021

Final Results
SOVC
Collin County

LB14

Statistics

	TOTAL	Election Day	Early Voting	Ballot By Mail	Provision al Ballots	Limited Ballots
Registered Voters - Total	0					
Ballots Cast - Total	0	0	0	0	0	0
Voter Turnout - Total	0.00%					

City Council, Place 1 Frisco

Vote For 1

	TOTAL	VOTE %	Election Day	Early Voting	Ballot By Mail	Provision al Ballots	Limited Ballots
John Keating	0		0	0	0	0	0
JP Schade	0		0	0	0	0	0
Total Votes Cast	0		0	0	0	0	0
Overvotes	0		0	0	0	0	0
Undervotes	0		0	0	0	0	0
Contest Totals	0		0	0	0	0	0

City Council, Place 3 Frisco

Vote For 1

	TOTAL	VOTE %	Election Day	Early Voting	Ballot By Mail	Provision al Ballots	Limited Ballots
Sai Krishna	0		0	0	0	0	0
Angelia Pelham	0		0	0	0	0	0
Jennifer White	0		0	0	0	0	0
Karen Cunningham	0		0	0	0	0	0
Total Votes Cast	0		0	0	0	0	0
Overvotes	0		0	0	0	0	0
Undervotes	0		0	0	0	0	0
Contest Totals	0		0	0	0	0	0

Trustee, Place 6 Frisco

Vote For 1

	TOTAL	VOTE %	Election Day	Early Voting	Ballot By Mail	Provision al Ballots	Limited Ballots
John Classe	0		0	0	0	0	0
Total Votes Cast	0		0	0	0	0	0
Overvotes	0		0	0	0	0	0
Undervotes	0		0	0	0	0	0
Contest Totals	0		0	0	0	0	0

Trustee, Place 7 Frisco

Vote For 1

	TOTAL	VOTE %	Election Day	Early Voting	Ballot By Mail	Provision al Ballots	Limited Ballots
Evelyn Brooks	0		0	0	0	0	0
René Archambault	0		0	0	0	0	0
Total Votes Cast	0		0	0	0	0	0
Overvotes	0		0	0	0	0	0
Undervotes	0		0	0	0	0	0
Contest Totals	0		0	0	0	0	0

Summary Results Report
May 1st, 2021 City/School General and Special
Elections
May 1st, 2021

Final Results
SOVC
Collin County

LB15

Statistics

	TOTAL	Election Day	Early Voting	Ballot By Mail	Provision al Ballots	Limited Ballots
Registered Voters - Total	0					
Ballots Cast - Total	0	0	0	0	0	0
Voter Turnout - Total	0.00%					

Trustee, Place 1 Community

Vote For 1

	TOTAL	VOTE %	Election Day	Early Voting	Ballot By Mail	Provision al Ballots	Limited Ballots
Jeff Pendill	0		0	0	0	0	0
Total Votes Cast	0		0	0	0	0	0
Overvotes	0		0	0	0	0	0
Undervotes	0		0	0	0	0	0
Contest Totals	0		0	0	0	0	0

Trustee, Place 2 Community

Vote For 1

	TOTAL	VOTE %	Election Day	Early Voting	Ballot By Mail	Provision al Ballots	Limited Ballots
Alicia Young	0		0	0	0	0	0
Total Votes Cast	0		0	0	0	0	0
Overvotes	0		0	0	0	0	0
Undervotes	0		0	0	0	0	0
Contest Totals	0		0	0	0	0	0

Trustee, Place 3 Community

Vote For 1

	TOTAL	VOTE %	Election Day	Early Voting	Ballot By Mail	Provision al Ballots	Limited Ballots
Erin Wilson	0		0	0	0	0	0
Jose Robles	0		0	0	0	0	0
Josh Allred	0		0	0	0	0	0
Staci Schroeder	0		0	0	0	0	0
Total Votes Cast	0		0	0	0	0	0
Overvotes	0		0	0	0	0	0
Undervotes	0		0	0	0	0	0
Contest Totals	0		0	0	0	0	0

Board of Directors Bear Creek Special Utility

Vote For 2

	TOTAL	VOTE %	Election Day	Early Voting	Ballot By Mail	Provision al Ballots	Limited Ballots
Bryan Block	0		0	0	0	0	0
Colby McClendon	0		0	0	0	0	0
Leon Marshall	0		0	0	0	0	0
Total Votes Cast	0		0	0	0	0	0
Overvotes	0		0	0	0	0	0
Undervotes	0		0	0	0	0	0
Contest Totals	0		0	0	0	0	0

Summary Results Report
 May 1st, 2021 City/School General and Special
 Elections
 May 1st, 2021

Final Results
 SOVC
 Collin County

LB16

Statistics

	TOTAL	Election Day	Early Voting	Ballot By Mail	Provision al Ballots	Limited Ballots
Registered Voters - Total	0					
Ballots Cast - Total	0	0	0	0	0	0
Voter Turnout - Total	0.00%					

Board of Directors Bear Creek Special Utility

Vote For 2

	TOTAL	VOTE %	Election Day	Early Voting	Ballot By Mail	Provision al Ballots	Limited Ballots
Bryan Block	0		0	0	0	0	0
Colby McClendon	0		0	0	0	0	0
Leon Marshall	0		0	0	0	0	0
Total Votes Cast	0		0	0	0	0	0
Overvotes	0		0	0	0	0	0
Undervotes	0		0	0	0	0	0
Contest Totals	0		0	0	0	0	0

Summary Results Report
 May 1st, 2021 City/School General and Special
 Elections
 May 1st, 2021

Final Results
 SOVC
 Collin County

LB17

Statistics

	TOTAL	Election Day	Early Voting	Ballot By Mail	Provision al Ballots	Limited Ballots
Registered Voters - Total	0					
Ballots Cast - Total	0	0	0	0	0	0
Voter Turnout - Total	0.00%					

Trustee, Place 6 Frisco

Vote For 1

	TOTAL	VOTE %	Election Day	Early Voting	Ballot By Mail	Provision al Ballots	Limited Ballots
John Classe	0		0	0	0	0	0
Total Votes Cast	0		0	0	0	0	0
Overvotes	0		0	0	0	0	0
Undervotes	0		0	0	0	0	0
Contest Totals	0		0	0	0	0	0

Trustee, Place 7 Frisco

Vote For 1

	TOTAL	VOTE %	Election Day	Early Voting	Ballot By Mail	Provision al Ballots	Limited Ballots
Evelyn Brooks	0		0	0	0	0	0
René Archambault	0		0	0	0	0	0
Total Votes Cast	0		0	0	0	0	0
Overvotes	0		0	0	0	0	0
Undervotes	0		0	0	0	0	0
Contest Totals	0		0	0	0	0	0

Summary Results Report
May 1st, 2021 City/School General and Special
Elections
May 1st, 2021

Final Results
SOVC
Collin County

LB18

Statistics

	TOTAL	Election Day	Early Voting	Ballot By Mail	Provision al Ballots	Limited Ballots
Registered Voters - Total	0					
Ballots Cast - Total	0	0	0	0	0	0
Voter Turnout - Total	0.00%					

Mayor - Council Member, Place 7 Richardson

Vote For 1

	TOTAL	VOTE %	Election Day	Early Voting	Ballot By Mail	Provision al Ballots	Limited Ballots
Paul Voelker	0		0	0	0	0	0
Total Votes Cast	0		0	0	0	0	0
Overvotes	0		0	0	0	0	0
Undervotes	0		0	0	0	0	0
Contest Totals	0		0	0	0	0	0

Council Member, Place 1 Richardson

Vote For 1

	TOTAL	VOTE %	Election Day	Early Voting	Ballot By Mail	Provision al Ballots	Limited Ballots
Bob Dubey	0		0	0	0	0	0
Total Votes Cast	0		0	0	0	0	0
Overvotes	0		0	0	0	0	0
Undervotes	0		0	0	0	0	0
Contest Totals	0		0	0	0	0	0

Council Member, Place 2 Richardson

Vote For 1

	TOTAL	VOTE %	Election Day	Early Voting	Ballot By Mail	Provision al Ballots	Limited Ballots
Jennifer Justice	0		0	0	0	0	0
Total Votes Cast	0		0	0	0	0	0
Overvotes	0		0	0	0	0	0
Undervotes	0		0	0	0	0	0
Contest Totals	0		0	0	0	0	0

Council Member, Place 3 Richardson

Vote For 1

	TOTAL	VOTE %	Election Day	Early Voting	Ballot By Mail	Provision al Ballots	Limited Ballots
Janet DePuy	0		0	0	0	0	0
Total Votes Cast	0		0	0	0	0	0
Overvotes	0		0	0	0	0	0
Undervotes	0		0	0	0	0	0
Contest Totals	0		0	0	0	0	0

Summary Results Report
May 1st, 2021 City/School General and Special
Elections
May 1st, 2021

Final Results
SOVC
Collin County

LB18

Council Member, Place 4 Richardson

Vote For 1

	TOTAL	VOTE %	Election Day	Early Voting	Ballot By Mail	Provision al Ballots	Limited Ballots
Kyle Kepner	0		0	0	0	0	0
Joe Corcoran	0		0	0	0	0	0
Total Votes Cast	0		0	0	0	0	0
Overvotes	0		0	0	0	0	0
Undervotes	0		0	0	0	0	0
Contest Totals	0		0	0	0	0	0

Council Member, Place 5 Richardson

Vote For 1

	TOTAL	VOTE %	Election Day	Early Voting	Ballot By Mail	Provision al Ballots	Limited Ballots
Ken Hutchenrider	0		0	0	0	0	0
Total Votes Cast	0		0	0	0	0	0
Overvotes	0		0	0	0	0	0
Undervotes	0		0	0	0	0	0
Contest Totals	0		0	0	0	0	0

Council Member, Place 6 Richardson

Vote For 1

	TOTAL	VOTE %	Election Day	Early Voting	Ballot By Mail	Provision al Ballots	Limited Ballots
Daniel Burdette	0		0	0	0	0	0
Marilyn Frederick	0		0	0	0	0	0
Arefin Shamsul	0		0	0	0	0	0
Total Votes Cast	0		0	0	0	0	0
Overvotes	0		0	0	0	0	0
Undervotes	0		0	0	0	0	0
Contest Totals	0		0	0	0	0	0

Trustee, Place 1 Plano

Vote For 1

	TOTAL	VOTE %	Election Day	Early Voting	Ballot By Mail	Provision al Ballots	Limited Ballots
Lauren Tyra	0		0	0	0	0	0
Shafik Ben Guesmia	0		0	0	0	0	0
Semida Voicu	0		0	0	0	0	0
Total Votes Cast	0		0	0	0	0	0
Overvotes	0		0	0	0	0	0
Undervotes	0		0	0	0	0	0
Contest Totals	0		0	0	0	0	0

Summary Results Report
May 1st, 2021 City/School General and Special
Elections
May 1st, 2021

Final Results
SOVC
Collin County

LB18

Trustee, Place 2 Plano

Vote For 1

	TOTAL	VOTE %	Election Day	Early Voting	Ballot By Mail	Provision al Ballots	Limited Ballots
Dayna Oscherwitz	0		0	0	0	0	0
Ajikwaga Felli	0		0	0	0	0	0
Angela Powell	0		0	0	0	0	0
Total Votes Cast	0		0	0	0	0	0
Overvotes	0		0	0	0	0	0
Undervotes	0		0	0	0	0	0
Contest Totals	0		0	0	0	0	0

Trustee, Place 3 Plano

Vote For 1

	TOTAL	VOTE %	Election Day	Early Voting	Ballot By Mail	Provision al Ballots	Limited Ballots
Nancy C. Humphrey	0		0	0	0	0	0
Lynn Walling	0		0	0	0	0	0
Total Votes Cast	0		0	0	0	0	0
Overvotes	0		0	0	0	0	0
Undervotes	0		0	0	0	0	0
Contest Totals	0		0	0	0	0	0

Trustee, Place 6 Plano

Vote For 1

	TOTAL	VOTE %	Election Day	Early Voting	Ballot By Mail	Provision al Ballots	Limited Ballots
Marilyn Loughray	0		0	0	0	0	0
Jeri Chambers	0		0	0	0	0	0
Total Votes Cast	0		0	0	0	0	0
Overvotes	0		0	0	0	0	0
Undervotes	0		0	0	0	0	0
Contest Totals	0		0	0	0	0	0

Summary Results Report
May 1st, 2021 City/School General and Special
Elections
May 1st, 2021

Final Results
SOVC
Collin County

LB19

Statistics

	TOTAL	Election Day	Early Voting	Ballot By Mail	Provision al Ballots	Limited Ballots
Registered Voters - Total	0					
Ballots Cast - Total	0	0	0	0	0	0
Voter Turnout - Total	0.00%					

Mayor Garland

Vote For 1

	TOTAL	VOTE %	Election Day	Early Voting	Ballot By Mail	Provision al Ballots	Limited Ballots
Scott LeMay	0		0	0	0	0	0
Roel G. Garcia, Sr.	0		0	0	0	0	0
Total Votes Cast	0		0	0	0	0	0
Overvotes	0		0	0	0	0	0
Undervotes	0		0	0	0	0	0
Contest Totals	0		0	0	0	0	0

Council Member, District No. 1 Garland

Vote For 1

	TOTAL	VOTE %	Election Day	Early Voting	Ballot By Mail	Provision al Ballots	Limited Ballots
John Grimley	0		0	0	0	0	0
Angie Whitney	0		0	0	0	0	0
Jeff Bass	0		0	0	0	0	0
Total Votes Cast	0		0	0	0	0	0
Overvotes	0		0	0	0	0	0
Undervotes	0		0	0	0	0	0
Contest Totals	0		0	0	0	0	0

Trustee, Place 1 Plano

Vote For 1

	TOTAL	VOTE %	Election Day	Early Voting	Ballot By Mail	Provision al Ballots	Limited Ballots
Lauren Tyra	0		0	0	0	0	0
Shafik Ben Guesmia	0		0	0	0	0	0
Semida Voicu	0		0	0	0	0	0
Total Votes Cast	0		0	0	0	0	0
Overvotes	0		0	0	0	0	0
Undervotes	0		0	0	0	0	0
Contest Totals	0		0	0	0	0	0

Summary Results Report
May 1st, 2021 City/School General and Special
Elections
May 1st, 2021

Final Results
SOVC
Collin County

LB19

Trustee, Place 2 Plano

Vote For 1

	TOTAL	VOTE %	Election Day	Early Voting	Ballot By Mail	Provision al Ballots	Limited Ballots
Dayna Oscherwitz	0		0	0	0	0	0
Ajikwaga Felli	0		0	0	0	0	0
Angela Powell	0		0	0	0	0	0
Total Votes Cast	0		0	0	0	0	0
Overvotes	0		0	0	0	0	0
Undervotes	0		0	0	0	0	0
Contest Totals	0		0	0	0	0	0

Trustee, Place 3 Plano

Vote For 1

	TOTAL	VOTE %	Election Day	Early Voting	Ballot By Mail	Provision al Ballots	Limited Ballots
Nancy C. Humphrey	0		0	0	0	0	0
Lynn Walling	0		0	0	0	0	0
Total Votes Cast	0		0	0	0	0	0
Overvotes	0		0	0	0	0	0
Undervotes	0		0	0	0	0	0
Contest Totals	0		0	0	0	0	0

Trustee, Place 6 Plano

Vote For 1

	TOTAL	VOTE %	Election Day	Early Voting	Ballot By Mail	Provision al Ballots	Limited Ballots
Marilyn Loughray	0		0	0	0	0	0
Jeri Chambers	0		0	0	0	0	0
Total Votes Cast	0		0	0	0	0	0
Overvotes	0		0	0	0	0	0
Undervotes	0		0	0	0	0	0
Contest Totals	0		0	0	0	0	0

Summary Results Report
May 1st, 2021 City/School General and Special
Elections
May 1st, 2021

Final Results
SOVC
Collin County

LB20

Statistics

	TOTAL	Election Day	Early Voting	Ballot By Mail	Provision al Ballots	Limited Ballots
Registered Voters - Total	0					
Ballots Cast - Total	0	0	0	0	0	0
Voter Turnout - Total	0.00%					

City Council, Place 1 Frisco

Vote For 1

	TOTAL	VOTE %	Election Day	Early Voting	Ballot By Mail	Provision al Ballots	Limited Ballots
John Keating	0		0	0	0	0	0
JP Schade	0		0	0	0	0	0
Total Votes Cast	0		0	0	0	0	0
Overvotes	0		0	0	0	0	0
Undervotes	0		0	0	0	0	0
Contest Totals	0		0	0	0	0	0

City Council, Place 3 Frisco

Vote For 1

	TOTAL	VOTE %	Election Day	Early Voting	Ballot By Mail	Provision al Ballots	Limited Ballots
Sai Krishna	0		0	0	0	0	0
Angelia Pelham	0		0	0	0	0	0
Jennifer White	0		0	0	0	0	0
Karen Cunningham	0		0	0	0	0	0
Total Votes Cast	0		0	0	0	0	0
Overvotes	0		0	0	0	0	0
Undervotes	0		0	0	0	0	0
Contest Totals	0		0	0	0	0	0

Trustee, Place 4 Prosper

Vote For 1

	TOTAL	VOTE %	Election Day	Early Voting	Ballot By Mail	Provision al Ballots	Limited Ballots
Bettye H. Okae	0		0	0	0	0	0
Chianna Rodgers	0		0	0	0	0	0
Pat Cochrane	0		0	0	0	0	0
Alexander E. Cornwallis	0		0	0	0	0	0
Bill Beavers	0		0	0	0	0	0
Total Votes Cast	0		0	0	0	0	0
Overvotes	0		0	0	0	0	0
Undervotes	0		0	0	0	0	0
Contest Totals	0		0	0	0	0	0

Summary Results Report
May 1st, 2021 City/School General and Special
Elections
May 1st, 2021

Final Results
SOVC
Collin County

LB20

Trustee, Place 7 Prosper

Vote For 1

	TOTAL	VOTE %	Election Day	Early Voting	Ballot By Mail	Provision al Ballots	Limited Ballots
Drew Wilborn	0		0	0	0	0	0
Kristin Meier	0		0	0	0	0	0
Total Votes Cast	0		0	0	0	0	0
Overvotes	0		0	0	0	0	0
Undervotes	0		0	0	0	0	0
Contest Totals	0		0	0	0	0	0

Summary Results Report
May 1st, 2021 City/School General and Special
Elections
May 1st, 2021

Final Results
SOVC
Collin County

LB21

Statistics

	TOTAL	Election Day	Early Voting	Ballot By Mail	Provisional Ballots	Limited Ballots
Registered Voters - Total	0					
Ballots Cast - Total	1	0	0	0	0	1
Voter Turnout - Total	0.00%					

City Council, Place 1 Carrollton

Vote For 1

	TOTAL	VOTE %		Election Day	Early Voting	Ballot By Mail	Provisional Ballots	Limited Ballots
Sem Habtemariam	1	100.00%	<div></div>	0	0	0	0	1
Sammy Isaiah	0	0.00%	<div></div>	0	0	0	0	0
Steve Babick	0	0.00%	<div></div>	0	0	0	0	0
Total Votes Cast	1	100.00%	<div></div>	0	0	0	0	1
Overvotes	0			0	0	0	0	0
Undervotes	0			0	0	0	0	0
Contest Totals	1			0	0	0	0	1

City Council, Place 3 Carrollton

Vote For 1

	TOTAL	VOTE %		Election Day	Early Voting	Ballot By Mail	Provisional Ballots	Limited Ballots
Pat Cochran	1	100.00%	<div></div>	0	0	0	0	1
Total Votes Cast	1	100.00%	<div></div>	0	0	0	0	1
Overvotes	0			0	0	0	0	0
Undervotes	0			0	0	0	0	0
Contest Totals	1			0	0	0	0	1

City Council, Place 5 Carrollton

Vote For 1

	TOTAL	VOTE %		Election Day	Early Voting	Ballot By Mail	Provisional Ballots	Limited Ballots
Nancy Cline	0	0.00%	<div></div>	0	0	0	0	0
Annette W. Reese	0	0.00%	<div></div>	0	0	0	0	0
Shani Dellimore Barrax	1	100.00%	<div></div>	0	0	0	0	1
Total Votes Cast	1	100.00%	<div></div>	0	0	0	0	1
Overvotes	0			0	0	0	0	0
Undervotes	0			0	0	0	0	0
Contest Totals	1			0	0	0	0	1

City Council, Place 7 Carrollton

Vote For 1

	TOTAL	VOTE %		Election Day	Early Voting	Ballot By Mail	Provisional Ballots	Limited Ballots
H.A. "Rusty" Pendleton	0	0.00%	<div></div>	0	0	0	0	0
Jim Doyle	0	0.00%	<div></div>	0	0	0	0	0
D. Michelle Ocker	1	100.00%	<div></div>	0	0	0	0	1
Total Votes Cast	1	100.00%	<div></div>	0	0	0	0	1
Overvotes	0			0	0	0	0	0
Undervotes	0			0	0	0	0	0
Contest Totals	1			0	0	0	0	1

Summary Results Report
May 1st, 2021 City/School General and Special
Elections
May 1st, 2021

Final Results
SOVC
Collin County

LB21

Proposition A City of Carrollton

Vote For 1

	TOTAL	VOTE %		Election Day	Early Voting	Ballot By Mail	Provision al Ballots	Limited Ballots
For	1	100.00%	<div></div>	0	0	0	0	1
Against	0	0.00%	<div></div>	0	0	0	0	0
Total Votes Cast	1	100.00%	<div></div>	0	0	0	0	1
Overvotes	0			0	0	0	0	0
Undervotes	0			0	0	0	0	0
Contest Totals	1			0	0	0	0	1

Proposition B City of Carrollton

Vote For 1

	TOTAL	VOTE %		Election Day	Early Voting	Ballot By Mail	Provision al Ballots	Limited Ballots
For	1	100.00%	<div></div>	0	0	0	0	1
Against	0	0.00%	<div></div>	0	0	0	0	0
Total Votes Cast	1	100.00%	<div></div>	0	0	0	0	1
Overvotes	0			0	0	0	0	0
Undervotes	0			0	0	0	0	0
Contest Totals	1			0	0	0	0	1

Proposition C City of Carrollton

Vote For 1

	TOTAL	VOTE %		Election Day	Early Voting	Ballot By Mail	Provision al Ballots	Limited Ballots
For	0	0.00%	<div></div>	0	0	0	0	0
Against	1	100.00%	<div></div>	0	0	0	0	1
Total Votes Cast	1	100.00%	<div></div>	0	0	0	0	1
Overvotes	0			0	0	0	0	0
Undervotes	0			0	0	0	0	0
Contest Totals	1			0	0	0	0	1

Proposition D City of Carrollton

Vote For 1

	TOTAL	VOTE %		Election Day	Early Voting	Ballot By Mail	Provision al Ballots	Limited Ballots
For	1	100.00%	<div></div>	0	0	0	0	1
Against	0	0.00%	<div></div>	0	0	0	0	0
Total Votes Cast	1	100.00%	<div></div>	0	0	0	0	1
Overvotes	0			0	0	0	0	0
Undervotes	0			0	0	0	0	0
Contest Totals	1			0	0	0	0	1

Summary Results Report
May 1st, 2021 City/School General and Special
Elections
May 1st, 2021

Final Results
SOVC
Collin County

LB21

Proposition E City of Carrollton

Vote For 1

	TOTAL	VOTE %		Election Day	Early Voting	Ballot By Mail	Provision al Ballots	Limited Ballots
For	1	100.00%	<div></div>	0	0	0	0	1
Against	0	0.00%	<div></div>	0	0	0	0	0
Total Votes Cast	1	100.00%	<div></div>	0	0	0	0	1
Overvotes	0			0	0	0	0	0
Undervotes	0			0	0	0	0	0
Contest Totals	1			0	0	0	0	1

Proposition F City of Carrollton

Vote For 1

	TOTAL	VOTE %		Election Day	Early Voting	Ballot By Mail	Provision al Ballots	Limited Ballots
For	1	100.00%	<div></div>	0	0	0	0	1
Against	0	0.00%	<div></div>	0	0	0	0	0
Total Votes Cast	1	100.00%	<div></div>	0	0	0	0	1
Overvotes	0			0	0	0	0	0
Undervotes	0			0	0	0	0	0
Contest Totals	1			0	0	0	0	1

Proposition G City of Carrollton

Vote For 1

	TOTAL	VOTE %		Election Day	Early Voting	Ballot By Mail	Provision al Ballots	Limited Ballots
For	1	100.00%	<div></div>	0	0	0	0	1
Against	0	0.00%	<div></div>	0	0	0	0	0
Total Votes Cast	1	100.00%	<div></div>	0	0	0	0	1
Overvotes	0			0	0	0	0	0
Undervotes	0			0	0	0	0	0
Contest Totals	1			0	0	0	0	1

Proposition H City of Carrollton

Vote For 1

	TOTAL	VOTE %		Election Day	Early Voting	Ballot By Mail	Provision al Ballots	Limited Ballots
For	1	100.00%	<div></div>	0	0	0	0	1
Against	0	0.00%	<div></div>	0	0	0	0	0
Total Votes Cast	1	100.00%	<div></div>	0	0	0	0	1
Overvotes	0			0	0	0	0	0
Undervotes	0			0	0	0	0	0
Contest Totals	1			0	0	0	0	1

Summary Results Report
May 1st, 2021 City/School General and Special
Elections
May 1st, 2021

Final Results
SOVC
Collin County

LB21

Proposition I City of Carrollton

Vote For 1

	TOTAL	VOTE %		Election Day	Early Voting	Ballot By Mail	Provision al Ballots	Limited Ballots
For	1	100.00%	<div></div>	0	0	0	0	1
Against	0	0.00%	<div></div>	0	0	0	0	0
Total Votes Cast	1	100.00%	<div></div>	0	0	0	0	1
Overvotes	0			0	0	0	0	0
Undervotes	0			0	0	0	0	0
Contest Totals	1			0	0	0	0	1

Proposition J City of Carrollton

Vote For 1

	TOTAL	VOTE %		Election Day	Early Voting	Ballot By Mail	Provision al Ballots	Limited Ballots
For	1	100.00%	<div></div>	0	0	0	0	1
Against	0	0.00%	<div></div>	0	0	0	0	0
Total Votes Cast	1	100.00%	<div></div>	0	0	0	0	1
Overvotes	0			0	0	0	0	0
Undervotes	0			0	0	0	0	0
Contest Totals	1			0	0	0	0	1

Proposition K City of Carrollton

Vote For 1

	TOTAL	VOTE %		Election Day	Early Voting	Ballot By Mail	Provision al Ballots	Limited Ballots
For	1	100.00%	<div></div>	0	0	0	0	1
Against	0	0.00%	<div></div>	0	0	0	0	0
Total Votes Cast	1	100.00%	<div></div>	0	0	0	0	1
Overvotes	0			0	0	0	0	0
Undervotes	0			0	0	0	0	0
Contest Totals	1			0	0	0	0	1

Proposition L City of Carrollton

Vote For 1

	TOTAL	VOTE %		Election Day	Early Voting	Ballot By Mail	Provision al Ballots	Limited Ballots
For	1	100.00%	<div></div>	0	0	0	0	1
Against	0	0.00%	<div></div>	0	0	0	0	0
Total Votes Cast	1	100.00%	<div></div>	0	0	0	0	1
Overvotes	0			0	0	0	0	0
Undervotes	0			0	0	0	0	0
Contest Totals	1			0	0	0	0	1

Summary Results Report
May 1st, 2021 City/School General and Special
Elections
May 1st, 2021

Final Results
SOVC
Collin County

LB21

Trustee, Place 1 Plano

Vote For 1

	TOTAL	VOTE %	Election Day	Early Voting	Ballot By Mail	Provision al Ballots	Limited Ballots
Lauren Tyra	0		0	0	0	0	0
Shafik Ben Guesmia	0		0	0	0	0	0
Semida Voicu	0		0	0	0	0	0
Total Votes Cast	0		0	0	0	0	0
Overvotes	0		0	0	0	0	0
Undervotes	1		0	0	0	0	1
Contest Totals	1		0	0	0	0	1

Trustee, Place 2 Plano

Vote For 1

	TOTAL	VOTE %	Election Day	Early Voting	Ballot By Mail	Provision al Ballots	Limited Ballots
Dayna Oscherwitz	0		0	0	0	0	0
Ajikwaga Felli	0		0	0	0	0	0
Angela Powell	0		0	0	0	0	0
Total Votes Cast	0		0	0	0	0	0
Overvotes	0		0	0	0	0	0
Undervotes	1		0	0	0	0	1
Contest Totals	1		0	0	0	0	1

Trustee, Place 3 Plano

Vote For 1

	TOTAL	VOTE %	Election Day	Early Voting	Ballot By Mail	Provision al Ballots	Limited Ballots
Nancy C. Humphrey	0		0	0	0	0	0
Lynn Walling	0		0	0	0	0	0
Total Votes Cast	0		0	0	0	0	0
Overvotes	0		0	0	0	0	0
Undervotes	1		0	0	0	0	1
Contest Totals	1		0	0	0	0	1

Trustee, Place 6 Plano

Vote For 1

	TOTAL	VOTE %	Election Day	Early Voting	Ballot By Mail	Provision al Ballots	Limited Ballots
Marilyn Loughray	0		0	0	0	0	0
Jeri Chambers	0		0	0	0	0	0
Total Votes Cast	0		0	0	0	0	0
Overvotes	0		0	0	0	0	0
Undervotes	1		0	0	0	0	1
Contest Totals	1		0	0	0	0	1

Summary Results Report
May 1st, 2021 City/School General and Special
Elections
May 1st, 2021

Final Results
SOVC
Collin County

LB22

Statistics

	TOTAL	Election Day	Early Voting	Ballot By Mail	Provision al Ballots	Limited Ballots
Registered Voters - Total	0					
Ballots Cast - Total	0	0	0	0	0	0
Voter Turnout - Total	0.00%					

Councilmember, Place No. 1 Sachse

Vote For 1

	TOTAL	VOTE %	Election Day	Early Voting	Ballot By Mail	Provision al Ballots	Limited Ballots
Brett Franks	0		0	0	0	0	0
Akinsuroju Raymond Taiwo	0		0	0	0	0	0
Total Votes Cast	0		0	0	0	0	0
Overvotes	0		0	0	0	0	0
Undervotes	0		0	0	0	0	0
Contest Totals	0		0	0	0	0	0

Councilmember, Place No. 2 Sachse

Vote For 1

	TOTAL	VOTE %	Election Day	Early Voting	Ballot By Mail	Provision al Ballots	Limited Ballots
Michelle Howarth	0		0	0	0	0	0
Total Votes Cast	0		0	0	0	0	0
Overvotes	0		0	0	0	0	0
Undervotes	0		0	0	0	0	0
Contest Totals	0		0	0	0	0	0

Proposition A City of Sachse

Vote For 1

	TOTAL	VOTE %	Election Day	Early Voting	Ballot By Mail	Provision al Ballots	Limited Ballots
For	0		0	0	0	0	0
Against	0		0	0	0	0	0
Total Votes Cast	0		0	0	0	0	0
Overvotes	0		0	0	0	0	0
Undervotes	0		0	0	0	0	0
Contest Totals	0		0	0	0	0	0

Summary Results Report
May 1st, 2021 City/School General and Special
Elections
May 1st, 2021

Final Results
SOVC
Collin County

LB23

Statistics

	TOTAL	Election Day	Early Voting	Ballot By Mail	Provision al Ballots	Limited Ballots
Registered Voters - Total	0					
Ballots Cast - Total	0	0	0	0	0	0
Voter Turnout - Total	0.00%					

Councilmember, Place No.2 Plano

Vote For 1

	TOTAL	VOTE %	Election Day	Early Voting	Ballot By Mail	Provision al Ballots	Limited Ballots
Anthony Ricciardelli	0		0	0	0	0	0
Steve Lavine	0		0	0	0	0	0
Total Votes Cast	0		0	0	0	0	0
Overvotes	0		0	0	0	0	0
Undervotes	0		0	0	0	0	0
Contest Totals	0		0	0	0	0	0

Councilmember, Place No.4 Plano

Vote For 1

	TOTAL	VOTE %	Election Day	Early Voting	Ballot By Mail	Provision al Ballots	Limited Ballots
Vidal Quintanilla	0		0	0	0	0	0
Justin Adcock	0		0	0	0	0	0
Kayci Prince	0		0	0	0	0	0
Nassat Parveen	0		0	0	0	0	0
Total Votes Cast	0		0	0	0	0	0
Overvotes	0		0	0	0	0	0
Undervotes	0		0	0	0	0	0
Contest Totals	0		0	0	0	0	0

Councilmember, Place No.6 (Mayor)

Vote For 1

	TOTAL	VOTE %	Election Day	Early Voting	Ballot By Mail	Provision al Ballots	Limited Ballots
Lydia Ortega	0		0	0	0	0	0
Lily Bao	0		0	0	0	0	0
John Muns	0		0	0	0	0	0
Total Votes Cast	0		0	0	0	0	0
Overvotes	0		0	0	0	0	0
Undervotes	0		0	0	0	0	0
Contest Totals	0		0	0	0	0	0

Summary Results Report
May 1st, 2021 City/School General and Special
Elections
May 1st, 2021

Final Results
SOVC
Collin County

LB23

Councilmember, Place No.8 Plano

Vote For 1

	TOTAL	VOTE %	Election Day	Early Voting	Ballot By Mail	Provision al Ballots	Limited Ballots
Elisa Klein	0		0	0	0	0	0
Rick Smith	0		0	0	0	0	0
Total Votes Cast	0		0	0	0	0	0
Overvotes	0		0	0	0	0	0
Undervotes	0		0	0	0	0	0
Contest Totals	0		0	0	0	0	0

Councilmember, Place No.7 Plano

Vote For 1

	TOTAL	VOTE %	Election Day	Early Voting	Ballot By Mail	Provision al Ballots	Limited Ballots
David M. Smith	0		0	0	0	0	0
Julie Holmer	0		0	0	0	0	0
Sandeep Srivastava	0		0	0	0	0	0
Chris Robertson	0		0	0	0	0	0
Bill Lisle III	0		0	0	0	0	0
Total Votes Cast	0		0	0	0	0	0
Overvotes	0		0	0	0	0	0
Undervotes	0		0	0	0	0	0
Contest Totals	0		0	0	0	0	0

Proposition A City of Plano

Vote For 1

	TOTAL	VOTE %	Election Day	Early Voting	Ballot By Mail	Provision al Ballots	Limited Ballots
For	0		0	0	0	0	0
Against	0		0	0	0	0	0
Total Votes Cast	0		0	0	0	0	0
Overvotes	0		0	0	0	0	0
Undervotes	0		0	0	0	0	0
Contest Totals	0		0	0	0	0	0

Proposition B City of Plano

Vote For 1

	TOTAL	VOTE %	Election Day	Early Voting	Ballot By Mail	Provision al Ballots	Limited Ballots
For	0		0	0	0	0	0
Against	0		0	0	0	0	0
Total Votes Cast	0		0	0	0	0	0
Overvotes	0		0	0	0	0	0
Undervotes	0		0	0	0	0	0
Contest Totals	0		0	0	0	0	0

Summary Results Report
May 1st, 2021 City/School General and Special
Elections
May 1st, 2021

Final Results
SOVC
Collin County

LB23

Proposition C City of Plano

Vote For 1

	TOTAL	VOTE %	Election Day	Early Voting	Ballot By Mail	Provision al Ballots	Limited Ballots
For	0		0	0	0	0	0
Against	0		0	0	0	0	0
Total Votes Cast	0		0	0	0	0	0
Overvotes	0		0	0	0	0	0
Undervotes	0		0	0	0	0	0
Contest Totals	0		0	0	0	0	0

Proposition D City of Plano

Vote For 1

	TOTAL	VOTE %	Election Day	Early Voting	Ballot By Mail	Provision al Ballots	Limited Ballots
For	0		0	0	0	0	0
Against	0		0	0	0	0	0
Total Votes Cast	0		0	0	0	0	0
Overvotes	0		0	0	0	0	0
Undervotes	0		0	0	0	0	0
Contest Totals	0		0	0	0	0	0

Proposition E City of Plano

Vote For 1

	TOTAL	VOTE %	Election Day	Early Voting	Ballot By Mail	Provision al Ballots	Limited Ballots
For	0		0	0	0	0	0
Against	0		0	0	0	0	0
Total Votes Cast	0		0	0	0	0	0
Overvotes	0		0	0	0	0	0
Undervotes	0		0	0	0	0	0
Contest Totals	0		0	0	0	0	0

Proposition F City of Plano

Vote For 1

	TOTAL	VOTE %	Election Day	Early Voting	Ballot By Mail	Provision al Ballots	Limited Ballots
For	0		0	0	0	0	0
Against	0		0	0	0	0	0
Total Votes Cast	0		0	0	0	0	0
Overvotes	0		0	0	0	0	0
Undervotes	0		0	0	0	0	0
Contest Totals	0		0	0	0	0	0

Summary Results Report
May 1st, 2021 City/School General and Special
Elections
May 1st, 2021

Final Results
SOVC
Collin County

LB24

Statistics

	TOTAL	Election Day	Early Voting	Ballot By Mail	Provision al Ballots	Limited Ballots
Registered Voters - Total	0					
Ballots Cast - Total	0	0	0	0	0	0
Voter Turnout - Total	0.00%					

Councilmember, Place 2 Wylie

Vote For 1

	TOTAL	VOTE %	Election Day	Early Voting	Ballot By Mail	Provision al Ballots	Limited Ballots
Dave Strang	0		0	0	0	0	0
Total Votes Cast	0		0	0	0	0	0
Overvotes	0		0	0	0	0	0
Undervotes	0		0	0	0	0	0
Contest Totals	0		0	0	0	0	0

Councilmember, Place 4 Wylie

Vote For 1

	TOTAL	VOTE %	Election Day	Early Voting	Ballot By Mail	Provision al Ballots	Limited Ballots
Scott Williams	0		0	0	0	0	0
Raymond Perry	0		0	0	0	0	0
Mary Harris	0		0	0	0	0	0
Total Votes Cast	0		0	0	0	0	0
Overvotes	0		0	0	0	0	0
Undervotes	0		0	0	0	0	0
Contest Totals	0		0	0	0	0	0

Trustee, Place 1 Plano

Vote For 1

	TOTAL	VOTE %	Election Day	Early Voting	Ballot By Mail	Provision al Ballots	Limited Ballots
Lauren Tyra	0		0	0	0	0	0
Shafik Ben Guesmia	0		0	0	0	0	0
Semida Voicu	0		0	0	0	0	0
Total Votes Cast	0		0	0	0	0	0
Overvotes	0		0	0	0	0	0
Undervotes	0		0	0	0	0	0
Contest Totals	0		0	0	0	0	0

Trustee, Place 2 Plano

Vote For 1

	TOTAL	VOTE %	Election Day	Early Voting	Ballot By Mail	Provision al Ballots	Limited Ballots
Dayna Oscherwitz	0		0	0	0	0	0
Ajkwaga Felli	0		0	0	0	0	0
Angela Powell	0		0	0	0	0	0
Total Votes Cast	0		0	0	0	0	0
Overvotes	0		0	0	0	0	0
Undervotes	0		0	0	0	0	0
Contest Totals	0		0	0	0	0	0

Summary Results Report
May 1st, 2021 City/School General and Special
Elections
May 1st, 2021

Final Results
SOVC
Collin County

LB24

Trustee, Place 3 Plano

Vote For 1

	TOTAL	VOTE %	Election Day	Early Voting	Ballot By Mail	Provision al Ballots	Limited Ballots
Nancy C. Humphrey	0		0	0	0	0	0
Lynn Walling	0		0	0	0	0	0
Total Votes Cast	0		0	0	0	0	0
Overvotes	0		0	0	0	0	0
Undervotes	0		0	0	0	0	0
Contest Totals	0		0	0	0	0	0

Trustee, Place 6 Plano

Vote For 1

	TOTAL	VOTE %	Election Day	Early Voting	Ballot By Mail	Provision al Ballots	Limited Ballots
Marilyn Loughray	0		0	0	0	0	0
Jeri Chambers	0		0	0	0	0	0
Total Votes Cast	0		0	0	0	0	0
Overvotes	0		0	0	0	0	0
Undervotes	0		0	0	0	0	0
Contest Totals	0		0	0	0	0	0