

Summary Results Report  
Primary Runoff  
May 24th, 2022

Final Results  
SOVC  
COLLIN COUNTY

## PCT 001

### Statistics

	TOTAL	Election Day	Early Voting	Ballot By Mail	Provisional
Registered Voters - Total	2,678				
Ballots Cast - Total	328	142	158	25	3
Ballots Cast - Republican	224	108	102	12	2
Ballots Cast - Democratic	104	34	56	13	1
Voter Turnout - Total	12.25%				

#### REP Attorney General

Vote For 1

	TOTAL	VOTE %		Election Day	Early Voting	Ballot By Mail	Provisional
George P. Bush	90	40.54%	<div><div></div></div>	33	51	4	2
Ken Paxton	132	59.46%	<div><div></div></div>	75	49	8	0
Total Votes Cast	222	100.00%	<div><div></div></div>	108	100	12	2
Overvotes	0			0	0	0	0
Undervotes	2			0	2	0	0
Contest Totals	224			108	102	12	2

#### REP Commissioner of the General Land Office

Vote For 1

	TOTAL	VOTE %		Election Day	Early Voting	Ballot By Mail	Provisional
Tim Westley	63	34.24%	<div><div></div></div>	30	30	3	0
Dawn Buckingham	121	65.76%	<div><div></div></div>	56	55	8	2
Total Votes Cast	184	100.00%	<div><div></div></div>	86	85	11	2
Overvotes	0			0	0	0	0
Undervotes	40			22	17	1	0
Contest Totals	224			108	102	12	2

#### REP Railroad Commissioner

Vote For 1

	TOTAL	VOTE %		Election Day	Early Voting	Ballot By Mail	Provisional
Sarah Stogner	84	42.42%	<div><div></div></div>	39	41	3	1
Wayne Christian	114	57.58%	<div><div></div></div>	58	47	8	1
Total Votes Cast	198	100.00%	<div><div></div></div>	97	88	11	2
Overvotes	0			0	0	0	0
Undervotes	26			11	14	1	0
Contest Totals	224			108	102	12	2

#### REP Judge, County Court at Law No. 5

Vote For 1

	TOTAL	VOTE %		Election Day	Early Voting	Ballot By Mail	Provisional
Randy Johnson	116	60.42%	<div><div></div></div>	56	53	6	1
Jimmy Angelino	76	39.58%	<div><div></div></div>	37	33	5	1
Total Votes Cast	192	100.00%	<div><div></div></div>	93	86	11	2
Overvotes	0			0	0	0	0
Undervotes	32			15	16	1	0
Contest Totals	224			108	102	12	2

Summary Results Report  
Primary Runoff  
May 24th, 2022

Final Results  
SOVC  
COLLIN COUNTY

## PCT 001

### REP District Clerk

Vote For 1

	TOTAL	VOTE %		Election Day	Early Voting	Ballot By Mail	Provisional
Mike Gould	106	56.68%	<div><div></div></div>	50	52	4	0
Lynne Finley	81	43.32%	<div><div></div></div>	39	33	7	2
Total Votes Cast	187	100.00%	<div><div></div></div>	89	85	11	2
Overvotes	0			0	0	0	0
Undervotes	37			19	17	1	0
Contest Totals	224			108	102	12	2

### REP Constable, Precinct 1

Vote For 1

	TOTAL	VOTE %		Election Day	Early Voting	Ballot By Mail	Provisional
Cris Trevino	102	51.52%	<div><div></div></div>	47	51	3	1
Matt Carpenter	96	48.48%	<div><div></div></div>	48	39	8	1
Total Votes Cast	198	100.00%	<div><div></div></div>	95	90	11	2
Overvotes	0			0	0	0	0
Undervotes	26			13	12	1	0
Contest Totals	224			108	102	12	2

### DEM Lieutenant Governor

Vote For 1

	TOTAL	VOTE %		Election Day	Early Voting	Ballot By Mail	Provisional
Michelle Beckley	30	29.41%	<div><div></div></div>	11	15	4	0
Mike Collier	72	70.59%	<div><div></div></div>	23	40	9	0
Total Votes Cast	102	100.00%	<div><div></div></div>	34	55	13	0
Overvotes	0			0	0	0	0
Undervotes	2			0	1	0	1
Contest Totals	104			34	56	13	1

### DEM Attorney General

Vote For 1

	TOTAL	VOTE %		Election Day	Early Voting	Ballot By Mail	Provisional
Rochelle Mercedes Garza	48	47.06%	<div><div></div></div>	19	24	5	0
Joe Jaworski	54	52.94%	<div><div></div></div>	14	32	8	0
Total Votes Cast	102	100.00%	<div><div></div></div>	33	56	13	0
Overvotes	0			0	0	0	0
Undervotes	2			1	0	0	1
Contest Totals	104			34	56	13	1

## PCT 001

### DEM Comptroller of Public Accounts

Vote For 1

	TOTAL	VOTE %		Election Day	Early Voting	Ballot By Mail	Provision al
Angel Luis Vega	33	33.00%	<div><div></div></div>	14	15	4	0
Janet T. Dudding	67	67.00%	<div><div></div></div>	18	40	9	0
Total Votes Cast	100	100.00%	<div><div></div></div>	32	55	13	0
Overvotes	0			0	0	0	0
Undervotes	4			2	1	0	1
Contest Totals	104			34	56	13	1

### DEM Commissioner of the General Land Office

Vote For 1

	TOTAL	VOTE %		Election Day	Early Voting	Ballot By Mail	Provision al
Jay Kleberg	71	68.27%	<div><div></div></div>	19	42	9	1
Sandragrace Martinez	33	31.73%	<div><div></div></div>	15	14	4	0
Total Votes Cast	104	100.00%	<div><div></div></div>	34	56	13	1
Overvotes	0			0	0	0	0
Undervotes	0			0	0	0	0
Contest Totals	104			34	56	13	1

### DEM County Chair

Vote For 1

	TOTAL	VOTE %		Election Day	Early Voting	Ballot By Mail	Provision al
Caroline Werner	67	65.69%	<div><div></div></div>	20	38	9	0
Mike Rawlins	35	34.31%	<div><div></div></div>	13	18	4	0
Total Votes Cast	102	100.00%	<div><div></div></div>	33	56	13	0
Overvotes	0			0	0	0	0
Undervotes	2			1	0	0	1
Contest Totals	104			34	56	13	1

## PCT 002

### Statistics

	TOTAL	Election Day	Early Voting	Ballot By Mail	Provisional
Registered Voters - Total	4,484				
Ballots Cast - Total	325	112	191	22	0
Ballots Cast - Republican	233	87	132	14	0
Ballots Cast - Democratic	92	25	59	8	0
Voter Turnout - Total	7.25%				

#### REP Attorney General

Vote For 1

	TOTAL	VOTE %		Election Day	Early Voting	Ballot By Mail	Provisional
George P. Bush	80	34.78%	<div><div></div></div>	29	45	6	0
Ken Paxton	150	65.22%	<div><div></div></div>	57	85	8	0
Total Votes Cast	230	100.00%	<div><div></div></div>	86	130	14	0
Overvotes	0			0	0	0	0
Undervotes	3			1	2	0	0
Contest Totals	233			87	132	14	0

#### REP Commissioner of the General Land Office

Vote For 1

	TOTAL	VOTE %		Election Day	Early Voting	Ballot By Mail	Provisional
Tim Westley	68	33.17%	<div><div></div></div>	26	39	3	0
Dawn Buckingham	137	66.83%	<div><div></div></div>	51	79	7	0
Total Votes Cast	205	100.00%	<div><div></div></div>	77	118	10	0
Overvotes	0			0	0	0	0
Undervotes	28			10	14	4	0
Contest Totals	233			87	132	14	0

#### REP Railroad Commissioner

Vote For 1

	TOTAL	VOTE %		Election Day	Early Voting	Ballot By Mail	Provisional
Sarah Stogner	80	37.21%	<div><div></div></div>	35	41	4	0
Wayne Christian	135	62.79%	<div><div></div></div>	46	81	8	0
Total Votes Cast	215	100.00%	<div><div></div></div>	81	122	12	0
Overvotes	0			0	0	0	0
Undervotes	18			6	10	2	0
Contest Totals	233			87	132	14	0

#### REP Judge, County Court at Law No. 5

Vote For 1

	TOTAL	VOTE %		Election Day	Early Voting	Ballot By Mail	Provisional
Randy Johnson	133	65.84%	<div><div></div></div>	54	71	8	0
Jimmy Angelino	69	34.16%	<div><div></div></div>	25	43	1	0
Total Votes Cast	202	100.00%	<div><div></div></div>	79	114	9	0
Overvotes	0			0	0	0	0
Undervotes	31			8	18	5	0
Contest Totals	233			87	132	14	0

Summary Results Report  
Primary Runoff  
May 24th, 2022

Final Results  
SOVC  
COLLIN COUNTY

## PCT 002

### REP District Clerk

Vote For 1

	TOTAL	VOTE %		Election Day	Early Voting	Ballot By Mail	Provision al
Mike Gould	105	51.72%	<div><div></div></div>	52	50	3	0
Lynne Finley	98	48.28%	<div><div></div></div>	29	62	7	0
Total Votes Cast	203	100.00%	<div><div></div></div>	81	112	10	0
Overvotes	0			0	0	0	0
Undervotes	30			6	20	4	0
Contest Totals	233			87	132	14	0

### REP Constable, Precinct 1

Vote For 1

	TOTAL	VOTE %		Election Day	Early Voting	Ballot By Mail	Provision al
Cris Trevino	96	46.38%	<div><div></div></div>	41	49	6	0
Matt Carpenter	111	53.62%	<div><div></div></div>	41	62	8	0
Total Votes Cast	207	100.00%	<div><div></div></div>	82	111	14	0
Overvotes	0			0	0	0	0
Undervotes	26			5	21	0	0
Contest Totals	233			87	132	14	0

### DEM Lieutenant Governor

Vote For 1

	TOTAL	VOTE %		Election Day	Early Voting	Ballot By Mail	Provision al
Michelle Beckley	32	35.56%	<div><div></div></div>	11	15	6	0
Mike Collier	58	64.44%	<div><div></div></div>	13	44	1	0
Total Votes Cast	90	100.00%	<div><div></div></div>	24	59	7	0
Overvotes	0			0	0	0	0
Undervotes	2			1	0	1	0
Contest Totals	92			25	59	8	0

### DEM Attorney General

Vote For 1

	TOTAL	VOTE %		Election Day	Early Voting	Ballot By Mail	Provision al
Rochelle Mercedes Garza	48	52.17%	<div><div></div></div>	15	32	1	0
Joe Jaworski	44	47.83%	<div><div></div></div>	10	27	7	0
Total Votes Cast	92	100.00%	<div><div></div></div>	25	59	8	0
Overvotes	0			0	0	0	0
Undervotes	0			0	0	0	0
Contest Totals	92			25	59	8	0

## PCT 002

### DEM Comptroller of Public Accounts

Vote For 1

	TOTAL	VOTE %		Election Day	Early Voting	Ballot By Mail	Provision al
Angel Luis Vega	34	38.20%	<div><div></div></div>	11	17	6	0
Janet T. Dudding	55	61.80%	<div><div></div></div>	14	40	1	0
Total Votes Cast	89	100.00%	<div><div></div></div>	25	57	7	0
Overvotes	0			0	0	0	0
Undervotes	3			0	2	1	0
Contest Totals	92			25	59	8	0

### DEM Commissioner of the General Land Office

Vote For 1

	TOTAL	VOTE %		Election Day	Early Voting	Ballot By Mail	Provision al
Jay Kleberg	51	58.62%	<div><div></div></div>	13	36	2	0
Sandragrace Martinez	36	41.38%	<div><div></div></div>	11	20	5	0
Total Votes Cast	87	100.00%	<div><div></div></div>	24	56	7	0
Overvotes	0			0	0	0	0
Undervotes	5			1	3	1	0
Contest Totals	92			25	59	8	0

### DEM County Chair

Vote For 1

	TOTAL	VOTE %		Election Day	Early Voting	Ballot By Mail	Provision al
Caroline Werner	52	56.52%	<div><div></div></div>	16	33	3	0
Mike Rawlins	40	43.48%	<div><div></div></div>	9	26	5	0
Total Votes Cast	92	100.00%	<div><div></div></div>	25	59	8	0
Overvotes	0			0	0	0	0
Undervotes	0			0	0	0	0
Contest Totals	92			25	59	8	0

Summary Results Report  
Primary Runoff  
May 24th, 2022

Final Results  
SOVC  
COLLIN COUNTY

## PCT 003

### Statistics

	TOTAL	Election Day	Early Voting	Ballot By Mail	Provisional
Registered Voters - Total	2,777				
Ballots Cast - Total	129	63	60	6	0
Ballots Cast - Republican	62	33	26	3	0
Ballots Cast - Democratic	67	30	34	3	0
Voter Turnout - Total	4.65%				

#### REP Attorney General

Vote For 1

	TOTAL	VOTE %		Election Day	Early Voting	Ballot By Mail	Provisional
George P. Bush	22	40.74%	<div><div></div></div>	7	14	1	0
Ken Paxton	32	59.26%	<div><div></div></div>	23	7	2	0
Total Votes Cast	54	100.00%	<div><div></div></div>	30	21	3	0
Overvotes	0			0	0	0	0
Undervotes	8			3	5	0	0
Contest Totals	62			33	26	3	0

#### REP Commissioner of the General Land Office

Vote For 1

	TOTAL	VOTE %		Election Day	Early Voting	Ballot By Mail	Provisional
Tim Westley	10	22.73%	<div><div></div></div>	5	3	2	0
Dawn Buckingham	34	77.27%	<div><div></div></div>	19	14	1	0
Total Votes Cast	44	100.00%	<div><div></div></div>	24	17	3	0
Overvotes	0			0	0	0	0
Undervotes	18			9	9	0	0
Contest Totals	62			33	26	3	0

#### REP Railroad Commissioner

Vote For 1

	TOTAL	VOTE %		Election Day	Early Voting	Ballot By Mail	Provisional
Sarah Stogner	17	37.78%	<div><div></div></div>	9	8	0	0
Wayne Christian	28	62.22%	<div><div></div></div>	15	10	3	0
Total Votes Cast	45	100.00%	<div><div></div></div>	24	18	3	0
Overvotes	0			0	0	0	0
Undervotes	17			9	8	0	0
Contest Totals	62			33	26	3	0

#### REP Judge, County Court at Law No. 5

Vote For 1

	TOTAL	VOTE %		Election Day	Early Voting	Ballot By Mail	Provisional
Randy Johnson	26	59.09%	<div><div></div></div>	14	10	2	0
Jimmy Angelino	18	40.91%	<div><div></div></div>	10	7	1	0
Total Votes Cast	44	100.00%	<div><div></div></div>	24	17	3	0
Overvotes	0			0	0	0	0
Undervotes	18			9	9	0	0
Contest Totals	62			33	26	3	0

## PCT 003

### REP District Clerk

Vote For 1

	TOTAL	VOTE %		Election Day	Early Voting	Ballot By Mail	Provision al
Mike Gould	25	54.35%	<div><div></div></div>	17	7	1	0
Lynne Finley	21	45.65%	<div><div></div></div>	9	10	2	0
Total Votes Cast	46	100.00%	<div><div></div></div>	26	17	3	0
Overvotes	0			0	0	0	0
Undervotes	16			7	9	0	0
Contest Totals	62			33	26	3	0

### REP Constable, Precinct 1

Vote For 1

	TOTAL	VOTE %		Election Day	Early Voting	Ballot By Mail	Provision al
Cris Trevino	38	67.86%	<div><div></div></div>	17	19	2	0
Matt Carpenter	18	32.14%	<div><div></div></div>	11	6	1	0
Total Votes Cast	56	100.00%	<div><div></div></div>	28	25	3	0
Overvotes	0			0	0	0	0
Undervotes	6			5	1	0	0
Contest Totals	62			33	26	3	0

### DEM Lieutenant Governor

Vote For 1

	TOTAL	VOTE %		Election Day	Early Voting	Ballot By Mail	Provision al
Michelle Beckley	34	52.31%	<div><div></div></div>	17	15	2	0
Mike Collier	31	47.69%	<div><div></div></div>	11	19	1	0
Total Votes Cast	65	100.00%	<div><div></div></div>	28	34	3	0
Overvotes	0			0	0	0	0
Undervotes	2			2	0	0	0
Contest Totals	67			30	34	3	0

### DEM Attorney General

Vote For 1

	TOTAL	VOTE %		Election Day	Early Voting	Ballot By Mail	Provision al
Rochelle Mercedes Garza	45	68.18%	<div><div></div></div>	24	20	1	0
Joe Jaworski	21	31.82%	<div><div></div></div>	6	13	2	0
Total Votes Cast	66	100.00%	<div><div></div></div>	30	33	3	0
Overvotes	0			0	0	0	0
Undervotes	1			0	1	0	0
Contest Totals	67			30	34	3	0



## PCT 003

### DEM Comptroller of Public Accounts

Vote For 1

	TOTAL	VOTE %		Election Day	Early Voting	Ballot By Mail	Provision al
Angel Luis Vega	25	39.06%	<div><div></div></div>	11	13	1	0
Janet T. Dudding	39	60.94%	<div><div></div></div>	17	21	1	0
Total Votes Cast	64	100.00%	<div><div></div></div>	28	34	2	0
Overvotes	0			0	0	0	0
Undervotes	3			2	0	1	0
Contest Totals	67			30	34	3	0

### DEM Commissioner of the General Land Office

Vote For 1

	TOTAL	VOTE %		Election Day	Early Voting	Ballot By Mail	Provision al
Jay Kleberg	25	39.68%	<div><div></div></div>	14	11	0	0
Sandragrace Martinez	38	60.32%	<div><div></div></div>	14	22	2	0
Total Votes Cast	63	100.00%	<div><div></div></div>	28	33	2	0
Overvotes	0			0	0	0	0
Undervotes	4			2	1	1	0
Contest Totals	67			30	34	3	0

### DEM County Chair

Vote For 1

	TOTAL	VOTE %		Election Day	Early Voting	Ballot By Mail	Provision al
Caroline Werner	39	60.94%	<div><div></div></div>	21	17	1	0
Mike Rawlins	25	39.06%	<div><div></div></div>	7	16	2	0
Total Votes Cast	64	100.00%	<div><div></div></div>	28	33	3	0
Overvotes	0			0	0	0	0
Undervotes	3			2	1	0	0
Contest Totals	67			30	34	3	0

## PCT 004

### Statistics

	TOTAL	Election Day	Early Voting	Ballot By Mail	Provisional
Registered Voters - Total	2,907				
Ballots Cast - Total	221	106	102	13	0
Ballots Cast - Republican	179	86	84	9	0
Ballots Cast - Democratic	42	20	18	4	0
Voter Turnout - Total	7.60%				

#### REP Attorney General

Vote For 1

	TOTAL	VOTE %		Election Day	Early Voting	Ballot By Mail	Provisional
George P. Bush	47	27.17%	<div><div></div></div>	18	22	7	0
Ken Paxton	126	72.83%	<div><div></div></div>	64	60	2	0
Total Votes Cast	173	100.00%	<div><div></div></div>	82	82	9	0
Overvotes	0			0	0	0	0
Undervotes	6			4	2	0	0
Contest Totals	179			86	84	9	0

#### REP Commissioner of the General Land Office

Vote For 1

	TOTAL	VOTE %		Election Day	Early Voting	Ballot By Mail	Provisional
Tim Westley	33	21.57%	<div><div></div></div>	17	11	5	0
Dawn Buckingham	120	78.43%	<div><div></div></div>	58	59	3	0
Total Votes Cast	153	100.00%	<div><div></div></div>	75	70	8	0
Overvotes	0			0	0	0	0
Undervotes	26			11	14	1	0
Contest Totals	179			86	84	9	0

#### REP Railroad Commissioner

Vote For 1

	TOTAL	VOTE %		Election Day	Early Voting	Ballot By Mail	Provisional
Sarah Stogner	47	29.94%	<div><div></div></div>	16	28	3	0
Wayne Christian	110	70.06%	<div><div></div></div>	62	43	5	0
Total Votes Cast	157	100.00%	<div><div></div></div>	78	71	8	0
Overvotes	0			0	0	0	0
Undervotes	22			8	13	1	0
Contest Totals	179			86	84	9	0

#### REP Judge, County Court at Law No. 5

Vote For 1

	TOTAL	VOTE %		Election Day	Early Voting	Ballot By Mail	Provisional
Randy Johnson	90	58.44%	<div><div></div></div>	40	44	6	0
Jimmy Angelino	64	41.56%	<div><div></div></div>	33	29	2	0
Total Votes Cast	154	100.00%	<div><div></div></div>	73	73	8	0
Overvotes	0			0	0	0	0
Undervotes	25			13	11	1	0
Contest Totals	179			86	84	9	0

## PCT 004

### REP District Clerk

Vote For 1

	TOTAL	VOTE %		Election Day	Early Voting	Ballot By Mail	Provisional
Mike Gould	98	65.77%	<div><div></div></div>	49	42	7	0
Lynne Finley	51	34.23%	<div><div></div></div>	20	30	1	0
Total Votes Cast	149	100.00%	<div><div></div></div>	69	72	8	0
Overvotes	0			0	0	0	0
Undervotes	30			17	12	1	0
Contest Totals	179			86	84	9	0

### REP Constable, Precinct 1

Vote For 1

	TOTAL	VOTE %		Election Day	Early Voting	Ballot By Mail	Provisional
Cris Trevino	51	32.48%	<div><div></div></div>	25	25	1	0
Matt Carpenter	106	67.52%	<div><div></div></div>	49	49	8	0
Total Votes Cast	157	100.00%	<div><div></div></div>	74	74	9	0
Overvotes	0			0	0	0	0
Undervotes	22			12	10	0	0
Contest Totals	179			86	84	9	0

### DEM Lieutenant Governor

Vote For 1

	TOTAL	VOTE %		Election Day	Early Voting	Ballot By Mail	Provisional
Michelle Beckley	15	35.71%	<div><div></div></div>	7	5	3	0
Mike Collier	27	64.29%	<div><div></div></div>	13	13	1	0
Total Votes Cast	42	100.00%	<div><div></div></div>	20	18	4	0
Overvotes	0			0	0	0	0
Undervotes	0			0	0	0	0
Contest Totals	42			20	18	4	0

### DEM Attorney General

Vote For 1

	TOTAL	VOTE %		Election Day	Early Voting	Ballot By Mail	Provisional
Rochelle Mercedes Garza	20	47.62%	<div><div></div></div>	11	6	3	0
Joe Jaworski	22	52.38%	<div><div></div></div>	9	12	1	0
Total Votes Cast	42	100.00%	<div><div></div></div>	20	18	4	0
Overvotes	0			0	0	0	0
Undervotes	0			0	0	0	0
Contest Totals	42			20	18	4	0

## PCT 004

### DEM Comptroller of Public Accounts

Vote For 1

	TOTAL	VOTE %		Election Day	Early Voting	Ballot By Mail	Provision al
Angel Luis Vega	10	23.81%	<div><div></div></div>	5	3	2	0
Janet T. Dudding	32	76.19%	<div><div></div></div>	15	15	2	0
Total Votes Cast	42	100.00%	<div><div></div></div>	20	18	4	0
Overvotes	0			0	0	0	0
Undervotes	0			0	0	0	0
Contest Totals	42			20	18	4	0

### DEM Commissioner of the General Land Office

Vote For 1

	TOTAL	VOTE %		Election Day	Early Voting	Ballot By Mail	Provision al
Jay Kleberg	24	58.54%	<div><div></div></div>	15	8	1	0
Sandragrace Martinez	17	41.46%	<div><div></div></div>	5	10	2	0
Total Votes Cast	41	100.00%	<div><div></div></div>	20	18	3	0
Overvotes	0			0	0	0	0
Undervotes	1			0	0	1	0
Contest Totals	42			20	18	4	0

### DEM County Chair

Vote For 1

	TOTAL	VOTE %		Election Day	Early Voting	Ballot By Mail	Provision al
Caroline Werner	24	57.14%	<div><div></div></div>	9	12	3	0
Mike Rawlins	18	42.86%	<div><div></div></div>	11	6	1	0
Total Votes Cast	42	100.00%	<div><div></div></div>	20	18	4	0
Overvotes	0			0	0	0	0
Undervotes	0			0	0	0	0
Contest Totals	42			20	18	4	0

## PCT 005

### Statistics

	TOTAL	Election Day	Early Voting	Ballot By Mail	Provisional
Registered Voters - Total	1,006				
Ballots Cast - Total	119	52	45	22	0
Ballots Cast - Republican	92	39	38	15	0
Ballots Cast - Democratic	27	13	7	7	0
Voter Turnout - Total	11.83%				

### REP Attorney General

Vote For 1

	TOTAL	VOTE %		Election Day	Early Voting	Ballot By Mail	Provisional
George P. Bush	34	36.96%	<div><div></div></div>	11	10	13	0
Ken Paxton	58	63.04%	<div><div></div></div>	28	28	2	0
Total Votes Cast	92	100.00%	<div><div></div></div>	39	38	15	0
Overvotes	0			0	0	0	0
Undervotes	0			0	0	0	0
Contest Totals	92			39	38	15	0

### REP Commissioner of the General Land Office

Vote For 1

	TOTAL	VOTE %		Election Day	Early Voting	Ballot By Mail	Provisional
Tim Westley	24	27.91%	<div><div></div></div>	11	3	10	0
Dawn Buckingham	62	72.09%	<div><div></div></div>	24	34	4	0
Total Votes Cast	86	100.00%	<div><div></div></div>	35	37	14	0
Overvotes	0			0	0	0	0
Undervotes	6			4	1	1	0
Contest Totals	92			39	38	15	0

### REP Railroad Commissioner

Vote For 1

	TOTAL	VOTE %		Election Day	Early Voting	Ballot By Mail	Provisional
Sarah Stogner	34	39.53%	<div><div></div></div>	19	11	4	0
Wayne Christian	52	60.47%	<div><div></div></div>	17	26	9	0
Total Votes Cast	86	100.00%	<div><div></div></div>	36	37	13	0
Overvotes	0			0	0	0	0
Undervotes	6			3	1	2	0
Contest Totals	92			39	38	15	0

### REP Judge, County Court at Law No. 5

Vote For 1

	TOTAL	VOTE %		Election Day	Early Voting	Ballot By Mail	Provisional
Randy Johnson	46	56.10%	<div><div></div></div>	24	15	7	0
Jimmy Angelino	36	43.90%	<div><div></div></div>	9	20	7	0
Total Votes Cast	82	100.00%	<div><div></div></div>	33	35	14	0
Overvotes	0			0	0	0	0
Undervotes	10			6	3	1	0
Contest Totals	92			39	38	15	0

Summary Results Report  
Primary Runoff  
May 24th, 2022

Final Results  
SOVC  
COLLIN COUNTY

## PCT 005

### REP District Clerk

Vote For 1

	TOTAL	VOTE %		Election Day	Early Voting	Ballot By Mail	Provision al
Mike Gould	47	53.41%	<div><div></div></div>	16	22	9	0
Lynne Finley	41	46.59%	<div><div></div></div>	20	15	6	0
Total Votes Cast	88	100.00%	<div><div></div></div>	36	37	15	0
Overvotes	0			0	0	0	0
Undervotes	4			3	1	0	0
Contest Totals	92			39	38	15	0

### DEM Lieutenant Governor

Vote For 1

	TOTAL	VOTE %		Election Day	Early Voting	Ballot By Mail	Provision al
Michelle Beckley	10	38.46%	<div><div></div></div>	4	2	4	0
Mike Collier	16	61.54%	<div><div></div></div>	8	5	3	0
Total Votes Cast	26	100.00%	<div><div></div></div>	12	7	7	0
Overvotes	0			0	0	0	0
Undervotes	1			1	0	0	0
Contest Totals	27			13	7	7	0

### DEM Attorney General

Vote For 1

	TOTAL	VOTE %		Election Day	Early Voting	Ballot By Mail	Provision al
Rochelle Mercedes Garza	10	38.46%	<div><div></div></div>	5	5	0	0
Joe Jaworski	16	61.54%	<div><div></div></div>	8	2	6	0
Total Votes Cast	26	100.00%	<div><div></div></div>	13	7	6	0
Overvotes	0			0	0	0	0
Undervotes	1			0	0	1	0
Contest Totals	27			13	7	7	0

### DEM Comptroller of Public Accounts

Vote For 1

	TOTAL	VOTE %		Election Day	Early Voting	Ballot By Mail	Provision al
Angel Luis Vega	5	20.00%	<div><div></div></div>	1	2	2	0
Janet T. Dudding	20	80.00%	<div><div></div></div>	11	5	4	0
Total Votes Cast	25	100.00%	<div><div></div></div>	12	7	6	0
Overvotes	0			0	0	0	0
Undervotes	2			1	0	1	0
Contest Totals	27			13	7	7	0

## PCT 005

### DEM Commissioner of the General Land Office

Vote For 1

	TOTAL	VOTE %		Election Day	Early Voting	Ballot By Mail	Provision al
Jay Kleberg	18	69.23%	<div><div></div></div>	8	5	5	0
Sandragrace Martinez	8	30.77%	<div><div></div></div>	5	2	1	0
Total Votes Cast	26	100.00%	<div><div></div></div>	13	7	6	0
Overvotes	0			0	0	0	0
Undervotes	1			0	0	1	0
Contest Totals	27			13	7	7	0

### DEM County Chair

Vote For 1

	TOTAL	VOTE %		Election Day	Early Voting	Ballot By Mail	Provision al
Caroline Werner	16	59.26%	<div><div></div></div>	9	4	3	0
Mike Rawlins	11	40.74%	<div><div></div></div>	4	3	4	0
Total Votes Cast	27	100.00%	<div><div></div></div>	13	7	7	0
Overvotes	0			0	0	0	0
Undervotes	0			0	0	0	0
Contest Totals	27			13	7	7	0

## PCT 006

### Statistics

	TOTAL	Election Day	Early Voting	Ballot By Mail	Provisional
Registered Voters - Total	1,589				
Ballots Cast - Total	64	40	20	4	0
Ballots Cast - Republican	41	23	17	1	0
Ballots Cast - Democratic	23	17	3	3	0
Voter Turnout - Total	4.03%				

#### REP Attorney General

Vote For 1

	TOTAL	VOTE %		Election Day	Early Voting	Ballot By Mail	Provisional
George P. Bush	18	43.90%	<div><div></div></div>	6	11	1	0
Ken Paxton	23	56.10%	<div><div></div></div>	17	6	0	0
Total Votes Cast	41	100.00%	<div><div></div></div>	23	17	1	0
Overvotes	0			0	0	0	0
Undervotes	0			0	0	0	0
Contest Totals	41			23	17	1	0

#### REP Commissioner of the General Land Office

Vote For 1

	TOTAL	VOTE %		Election Day	Early Voting	Ballot By Mail	Provisional
Tim Westley	11	32.35%	<div><div></div></div>	4	7	0	0
Dawn Buckingham	23	67.65%	<div><div></div></div>	13	9	1	0
Total Votes Cast	34	100.00%	<div><div></div></div>	17	16	1	0
Overvotes	0			0	0	0	0
Undervotes	7			6	1	0	0
Contest Totals	41			23	17	1	0

#### REP Railroad Commissioner

Vote For 1

	TOTAL	VOTE %		Election Day	Early Voting	Ballot By Mail	Provisional
Sarah Stogner	16	40.00%	<div><div></div></div>	8	7	1	0
Wayne Christian	24	60.00%	<div><div></div></div>	14	10	0	0
Total Votes Cast	40	100.00%	<div><div></div></div>	22	17	1	0
Overvotes	0			0	0	0	0
Undervotes	1			1	0	0	0
Contest Totals	41			23	17	1	0

#### REP Judge, County Court at Law No. 5

Vote For 1

	TOTAL	VOTE %		Election Day	Early Voting	Ballot By Mail	Provisional
Randy Johnson	14	38.89%	<div><div></div></div>	6	7	1	0
Jimmy Angelino	22	61.11%	<div><div></div></div>	13	9	0	0
Total Votes Cast	36	100.00%	<div><div></div></div>	19	16	1	0
Overvotes	0			0	0	0	0
Undervotes	5			4	1	0	0
Contest Totals	41			23	17	1	0



Summary Results Report  
Primary Runoff  
May 24th, 2022

Final Results  
SOVC  
COLLIN COUNTY

## PCT 006

### REP District Clerk

Vote For 1

	TOTAL	VOTE %		Election Day	Early Voting	Ballot By Mail	Provision al
Mike Gould	18	54.55%	<div><div></div></div>	11	7	0	0
Lynne Finley	15	45.45%	<div><div></div></div>	6	8	1	0
Total Votes Cast	33	100.00%	<div><div></div></div>	17	15	1	0
Overvotes	0			0	0	0	0
Undervotes	8			6	2	0	0
Contest Totals	41			23	17	1	0

### DEM Lieutenant Governor

Vote For 1

	TOTAL	VOTE %		Election Day	Early Voting	Ballot By Mail	Provision al
Michelle Beckley	11	50.00%	<div><div></div></div>	7	2	2	0
Mike Collier	11	50.00%	<div><div></div></div>	9	1	1	0
Total Votes Cast	22	100.00%	<div><div></div></div>	16	3	3	0
Overvotes	0			0	0	0	0
Undervotes	1			1	0	0	0
Contest Totals	23			17	3	3	0

### DEM Attorney General

Vote For 1

	TOTAL	VOTE %		Election Day	Early Voting	Ballot By Mail	Provision al
Rochelle Mercedes Garza	13	59.09%	<div><div></div></div>	9	2	2	0
Joe Jaworski	9	40.91%	<div><div></div></div>	7	1	1	0
Total Votes Cast	22	100.00%	<div><div></div></div>	16	3	3	0
Overvotes	0			0	0	0	0
Undervotes	1			1	0	0	0
Contest Totals	23			17	3	3	0

### DEM Comptroller of Public Accounts

Vote For 1

	TOTAL	VOTE %		Election Day	Early Voting	Ballot By Mail	Provision al
Angel Luis Vega	10	45.45%	<div><div></div></div>	5	2	3	0
Janet T. Dudding	12	54.55%	<div><div></div></div>	11	1	0	0
Total Votes Cast	22	100.00%	<div><div></div></div>	16	3	3	0
Overvotes	0			0	0	0	0
Undervotes	1			1	0	0	0
Contest Totals	23			17	3	3	0

## PCT 006

### DEM Commissioner of the General Land Office

Vote For 1

	TOTAL	VOTE %		Election Day	Early Voting	Ballot By Mail	Provision al
Jay Kleberg	12	54.55%	<div><div></div></div>	9	0	3	0
Sandragrace Martinez	10	45.45%	<div><div></div></div>	7	3	0	0
Total Votes Cast	22	100.00%	<div><div></div></div>	16	3	3	0
Overvotes	0			0	0	0	0
Undervotes	1			1	0	0	0
Contest Totals	23			17	3	3	0

### DEM County Chair

Vote For 1

	TOTAL	VOTE %		Election Day	Early Voting	Ballot By Mail	Provision al
Caroline Werner	12	54.55%	<div><div></div></div>	9	1	2	0
Mike Rawlins	10	45.45%	<div><div></div></div>	7	2	1	0
Total Votes Cast	22	100.00%	<div><div></div></div>	16	3	3	0
Overvotes	0			0	0	0	0
Undervotes	1			1	0	0	0
Contest Totals	23			17	3	3	0

## PCT 007

### Statistics

	TOTAL	Election Day	Early Voting	Ballot By Mail	Provisional
Registered Voters - Total	1,537				
Ballots Cast - Total	139	58	65	15	1
Ballots Cast - Republican	83	35	40	7	1
Ballots Cast - Democratic	56	23	25	8	0
Voter Turnout - Total	9.04%				

#### REP Attorney General

Vote For 1

	TOTAL	VOTE %	Election Day	Early Voting	Ballot By Mail	Provisional
George P. Bush	27	32.53%	9	13	4	1
Ken Paxton	56	67.47%	26	27	3	0
Total Votes Cast	83	100.00%	35	40	7	1
Overvotes	0		0	0	0	0
Undervotes	0		0	0	0	0
Contest Totals	83		35	40	7	1

#### REP Commissioner of the General Land Office

Vote For 1

	TOTAL	VOTE %	Election Day	Early Voting	Ballot By Mail	Provisional
Tim Westley	18	23.08%	6	10	1	1
Dawn Buckingham	60	76.92%	28	27	5	0
Total Votes Cast	78	100.00%	34	37	6	1
Overvotes	0		0	0	0	0
Undervotes	5		1	3	1	0
Contest Totals	83		35	40	7	1

#### REP Railroad Commissioner

Vote For 1

	TOTAL	VOTE %	Election Day	Early Voting	Ballot By Mail	Provisional
Sarah Stogner	30	37.97%	10	14	6	0
Wayne Christian	49	62.03%	24	24	0	1
Total Votes Cast	79	100.00%	34	38	6	1
Overvotes	0		0	0	0	0
Undervotes	4		1	2	1	0
Contest Totals	83		35	40	7	1

#### REP Judge, County Court at Law No. 5

Vote For 1

	TOTAL	VOTE %	Election Day	Early Voting	Ballot By Mail	Provisional
Randy Johnson	40	53.33%	17	20	2	1
Jimmy Angelino	35	46.67%	18	13	4	0
Total Votes Cast	75	100.00%	35	33	6	1
Overvotes	0		0	0	0	0
Undervotes	8		0	7	1	0
Contest Totals	83		35	40	7	1

Summary Results Report  
Primary Runoff  
May 24th, 2022

Final Results  
SOVC  
COLLIN COUNTY

## PCT 007

### REP District Clerk

Vote For 1

	TOTAL	VOTE %		Election Day	Early Voting	Ballot By Mail	Provisional
Mike Gould	45	58.44%	<div><div></div></div>	19	23	2	1
Lynne Finley	32	41.56%	<div><div></div></div>	14	14	4	0
Total Votes Cast	77	100.00%	<div><div></div></div>	33	37	6	1
Overvotes	0			0	0	0	0
Undervotes	6			2	3	1	0
Contest Totals	83			35	40	7	1

### DEM Lieutenant Governor

Vote For 1

	TOTAL	VOTE %		Election Day	Early Voting	Ballot By Mail	Provisional
Michelle Beckley	13	23.64%	<div><div></div></div>	6	5	2	0
Mike Collier	42	76.36%	<div><div></div></div>	17	19	6	0
Total Votes Cast	55	100.00%	<div><div></div></div>	23	24	8	0
Overvotes	0			0	0	0	0
Undervotes	1			0	1	0	0
Contest Totals	56			23	25	8	0

### DEM Attorney General

Vote For 1

	TOTAL	VOTE %		Election Day	Early Voting	Ballot By Mail	Provisional
Rochelle Mercedes Garza	18	32.73%	<div><div></div></div>	9	7	2	0
Joe Jaworski	37	67.27%	<div><div></div></div>	14	17	6	0
Total Votes Cast	55	100.00%	<div><div></div></div>	23	24	8	0
Overvotes	0			0	0	0	0
Undervotes	1			0	1	0	0
Contest Totals	56			23	25	8	0

### DEM Comptroller of Public Accounts

Vote For 1

	TOTAL	VOTE %		Election Day	Early Voting	Ballot By Mail	Provisional
Angel Luis Vega	8	15.09%	<div><div></div></div>	2	6	0	0
Janet T. Dudding	45	84.91%	<div><div></div></div>	20	18	7	0
Total Votes Cast	53	100.00%	<div><div></div></div>	22	24	7	0
Overvotes	0			0	0	0	0
Undervotes	3			1	1	1	0
Contest Totals	56			23	25	8	0

## PCT 007

### DEM Commissioner of the General Land Office

Vote For 1

	TOTAL	VOTE %		Election Day	Early Voting	Ballot By Mail	Provisional
Jay Kleberg	45	81.82%	<div><div></div></div>	19	19	7	0
Sandragrace Martinez	10	18.18%	<div><div></div></div>	4	5	1	0
Total Votes Cast	55	100.00%	<div><div></div></div>	23	24	8	0
Overvotes	0			0	0	0	0
Undervotes	1			0	1	0	0
Contest Totals	56			23	25	8	0

### DEM County Chair

Vote For 1

	TOTAL	VOTE %		Election Day	Early Voting	Ballot By Mail	Provisional
Caroline Werner	39	70.91%	<div><div></div></div>	17	18	4	0
Mike Rawlins	16	29.09%	<div><div></div></div>	6	6	4	0
Total Votes Cast	55	100.00%	<div><div></div></div>	23	24	8	0
Overvotes	0			0	0	0	0
Undervotes	1			0	1	0	0
Contest Totals	56			23	25	8	0

## PCT 008

### Statistics

	TOTAL	Election Day	Early Voting	Ballot By Mail	Provisional
Registered Voters - Total	3,420				
Ballots Cast - Total	194	96	73	24	1
Ballots Cast - Republican	160	89	56	14	1
Ballots Cast - Democratic	34	7	17	10	0
Voter Turnout - Total	5.67%				

#### REP Attorney General

Vote For 1

	TOTAL	VOTE %	Election Day	Early Voting	Ballot By Mail	Provisional
George P. Bush	29	18.24%	15	10	3	1
Ken Paxton	130	81.76%	73	46	11	0
Total Votes Cast	159	100.00%	88	56	14	1
Overvotes	0		0	0	0	0
Undervotes	1		1	0	0	0
Contest Totals	160		89	56	14	1

#### REP Commissioner of the General Land Office

Vote For 1

	TOTAL	VOTE %	Election Day	Early Voting	Ballot By Mail	Provisional
Tim Westley	52	34.21%	27	15	9	1
Dawn Buckingham	100	65.79%	60	38	2	0
Total Votes Cast	152	100.00%	87	53	11	1
Overvotes	0		0	0	0	0
Undervotes	8		2	3	3	0
Contest Totals	160		89	56	14	1

#### REP Railroad Commissioner

Vote For 1

	TOTAL	VOTE %	Election Day	Early Voting	Ballot By Mail	Provisional
Sarah Stogner	57	37.01%	35	22	0	0
Wayne Christian	97	62.99%	53	30	13	1
Total Votes Cast	154	100.00%	88	52	13	1
Overvotes	0		0	0	0	0
Undervotes	6		1	4	1	0
Contest Totals	160		89	56	14	1

#### REP Judge, County Court at Law No. 5

Vote For 1

	TOTAL	VOTE %	Election Day	Early Voting	Ballot By Mail	Provisional
Randy Johnson	92	64.79%	59	23	9	1
Jimmy Angelino	50	35.21%	25	24	1	0
Total Votes Cast	142	100.00%	84	47	10	1
Overvotes	0		0	0	0	0
Undervotes	18		5	9	4	0
Contest Totals	160		89	56	14	1

Summary Results Report  
Primary Runoff  
May 24th, 2022

Final Results  
SOVC  
COLLIN COUNTY

## PCT 008

### REP District Clerk

Vote For 1

	TOTAL	VOTE %		Election Day	Early Voting	Ballot By Mail	Provisional
Mike Gould	85	60.28%	<div><div></div></div>	52	26	6	1
Lynne Finley	56	39.72%	<div><div></div></div>	30	22	4	0
Total Votes Cast	141	100.00%	<div><div></div></div>	82	48	10	1
Overvotes	0			0	0	0	0
Undervotes	19			7	8	4	0
Contest Totals	160			89	56	14	1

### DEM Lieutenant Governor

Vote For 1

	TOTAL	VOTE %		Election Day	Early Voting	Ballot By Mail	Provisional
Michelle Beckley	13	39.39%	<div><div></div></div>	3	7	3	0
Mike Collier	20	60.61%	<div><div></div></div>	3	10	7	0
Total Votes Cast	33	100.00%	<div><div></div></div>	6	17	10	0
Overvotes	0			0	0	0	0
Undervotes	1			1	0	0	0
Contest Totals	34			7	17	10	0

### DEM Attorney General

Vote For 1

	TOTAL	VOTE %		Election Day	Early Voting	Ballot By Mail	Provisional
Rochelle Mercedes Garza	19	55.88%	<div><div></div></div>	6	10	3	0
Joe Jaworski	15	44.12%	<div><div></div></div>	1	7	7	0
Total Votes Cast	34	100.00%	<div><div></div></div>	7	17	10	0
Overvotes	0			0	0	0	0
Undervotes	0			0	0	0	0
Contest Totals	34			7	17	10	0

### DEM Comptroller of Public Accounts

Vote For 1

	TOTAL	VOTE %		Election Day	Early Voting	Ballot By Mail	Provisional
Angel Luis Vega	11	33.33%	<div><div></div></div>	2	6	3	0
Janet T. Dudding	22	66.67%	<div><div></div></div>	5	11	6	0
Total Votes Cast	33	100.00%	<div><div></div></div>	7	17	9	0
Overvotes	0			0	0	0	0
Undervotes	1			0	0	1	0
Contest Totals	34			7	17	10	0

## PCT 008

### DEM Commissioner of the General Land Office

Vote For 1

	TOTAL	VOTE %		Election Day	Early Voting	Ballot By Mail	Provisional
Jay Kleberg	21	61.76%	<div><div></div></div>	2	11	8	0
Sandragrace Martinez	13	38.24%	<div><div></div></div>	5	6	2	0
Total Votes Cast	34	100.00%	<div><div></div></div>	7	17	10	0
Overvotes	0			0	0	0	0
Undervotes	0			0	0	0	0
Contest Totals	34			7	17	10	0

### DEM County Chair

Vote For 1

	TOTAL	VOTE %		Election Day	Early Voting	Ballot By Mail	Provisional
Caroline Werner	13	38.24%	<div><div></div></div>	2	8	3	0
Mike Rawlins	21	61.76%	<div><div></div></div>	5	9	7	0
Total Votes Cast	34	100.00%	<div><div></div></div>	7	17	10	0
Overvotes	0			0	0	0	0
Undervotes	0			0	0	0	0
Contest Totals	34			7	17	10	0



Summary Results Report  
Primary Runoff  
May 24th, 2022

Final Results  
SOVC  
COLLIN COUNTY

## PCT 009

### Statistics

	TOTAL	Election Day	Early Voting	Ballot By Mail	Provisional
Registered Voters - Total	3,232				
Ballots Cast - Total	197	105	79	13	0
Ballots Cast - Republican	163	91	63	9	0
Ballots Cast - Democratic	34	14	16	4	0
Voter Turnout - Total	6.10%				

#### REP Attorney General

Vote For 1

	TOTAL	VOTE %		Election Day	Early Voting	Ballot By Mail	Provisional
George P. Bush	52	31.90%	<div><div></div></div>	22	28	2	0
Ken Paxton	111	68.10%	<div><div></div></div>	69	35	7	0
Total Votes Cast	163	100.00%	<div><div></div></div>	91	63	9	0
Overvotes	0			0	0	0	0
Undervotes	0			0	0	0	0
Contest Totals	163			91	63	9	0

#### REP Commissioner of the General Land Office

Vote For 1

	TOTAL	VOTE %		Election Day	Early Voting	Ballot By Mail	Provisional
Tim Westley	39	25.49%	<div><div></div></div>	18	16	5	0
Dawn Buckingham	114	74.51%	<div><div></div></div>	66	44	4	0
Total Votes Cast	153	100.00%	<div><div></div></div>	84	60	9	0
Overvotes	0			0	0	0	0
Undervotes	10			7	3	0	0
Contest Totals	163			91	63	9	0

#### REP Railroad Commissioner

Vote For 1

	TOTAL	VOTE %		Election Day	Early Voting	Ballot By Mail	Provisional
Sarah Stogner	54	33.96%	<div><div></div></div>	28	22	4	0
Wayne Christian	105	66.04%	<div><div></div></div>	61	39	5	0
Total Votes Cast	159	100.00%	<div><div></div></div>	89	61	9	0
Overvotes	0			0	0	0	0
Undervotes	4			2	2	0	0
Contest Totals	163			91	63	9	0

#### REP Judge, County Court at Law No. 5

Vote For 1

	TOTAL	VOTE %		Election Day	Early Voting	Ballot By Mail	Provisional
Randy Johnson	88	59.86%	<div><div></div></div>	39	41	8	0
Jimmy Angelino	59	40.14%	<div><div></div></div>	42	17	0	0
Total Votes Cast	147	100.00%	<div><div></div></div>	81	58	8	0
Overvotes	0			0	0	0	0
Undervotes	16			10	5	1	0
Contest Totals	163			91	63	9	0

Summary Results Report  
Primary Runoff  
May 24th, 2022

Final Results  
SOVC  
COLLIN COUNTY

## PCT 009

### REP District Clerk

Vote For 1

	TOTAL	VOTE %		Election Day	Early Voting	Ballot By Mail	Provisional
Mike Gould	89	60.14%	<div><div></div></div>	50	36	3	0
Lynne Finley	59	39.86%	<div><div></div></div>	29	24	6	0
Total Votes Cast	148	100.00%	<div><div></div></div>	79	60	9	0
Overvotes	0			0	0	0	0
Undervotes	15			12	3	0	0
Contest Totals	163			91	63	9	0

### DEM Lieutenant Governor

Vote For 1

	TOTAL	VOTE %		Election Day	Early Voting	Ballot By Mail	Provisional
Michelle Beckley	16	47.06%	<div><div></div></div>	4	8	4	0
Mike Collier	18	52.94%	<div><div></div></div>	10	8	0	0
Total Votes Cast	34	100.00%	<div><div></div></div>	14	16	4	0
Overvotes	0			0	0	0	0
Undervotes	0			0	0	0	0
Contest Totals	34			14	16	4	0

### DEM Attorney General

Vote For 1

	TOTAL	VOTE %		Election Day	Early Voting	Ballot By Mail	Provisional
Rochelle Mercedes Garza	24	72.73%	<div><div></div></div>	9	12	3	0
Joe Jaworski	9	27.27%	<div><div></div></div>	4	4	1	0
Total Votes Cast	33	100.00%	<div><div></div></div>	13	16	4	0
Overvotes	0			0	0	0	0
Undervotes	1			1	0	0	0
Contest Totals	34			14	16	4	0

### DEM Comptroller of Public Accounts

Vote For 1

	TOTAL	VOTE %		Election Day	Early Voting	Ballot By Mail	Provisional
Angel Luis Vega	9	28.12%	<div><div></div></div>	1	6	2	0
Janet T. Dudding	23	71.88%	<div><div></div></div>	11	10	2	0
Total Votes Cast	32	100.00%	<div><div></div></div>	12	16	4	0
Overvotes	0			0	0	0	0
Undervotes	2			2	0	0	0
Contest Totals	34			14	16	4	0

## PCT 009

### DEM Commissioner of the General Land Office

Vote For 1

	TOTAL	VOTE %		Election Day	Early Voting	Ballot By Mail	Provision al
Jay Kleberg	16	50.00%	<div><div></div></div>	9	5	2	0
Sandragrace Martinez	16	50.00%	<div><div></div></div>	3	11	2	0
Total Votes Cast	32	100.00%	<div><div></div></div>	12	16	4	0
Overvotes	0			0	0	0	0
Undervotes	2			2	0	0	0
Contest Totals	34			14	16	4	0

### DEM County Chair

Vote For 1

	TOTAL	VOTE %		Election Day	Early Voting	Ballot By Mail	Provision al
Caroline Werner	18	56.25%	<div><div></div></div>	4	11	3	0
Mike Rawlins	14	43.75%	<div><div></div></div>	8	5	1	0
Total Votes Cast	32	100.00%	<div><div></div></div>	12	16	4	0
Overvotes	0			0	0	0	0
Undervotes	2			2	0	0	0
Contest Totals	34			14	16	4	0




## PCT 010

### Statistics

	TOTAL	Election Day	Early Voting	Ballot By Mail	Provisional
Registered Voters - Total	785				
Ballots Cast - Total	59	23	29	7	0
Ballots Cast - Republican	52	23	24	5	0
Ballots Cast - Democratic	7	0	5	2	0
Voter Turnout - Total	7.52%				




#### REP Attorney General

Vote For 1

	TOTAL	VOTE %	Election Day	Early Voting	Ballot By Mail	Provisional
George P. Bush	4	8.00% 	2	0	2	0
Ken Paxton	46	92.00% 	20	23	3	0
Total Votes Cast	50	100.00% 	22	23	5	0
Overvotes	0		0	0	0	0
Undervotes	2		1	1	0	0
Contest Totals	52		23	24	5	0




#### REP Commissioner of the General Land Office

Vote For 1

	TOTAL	VOTE %	Election Day	Early Voting	Ballot By Mail	Provisional
Tim Westley	13	28.26% 	6	4	3	0
Dawn Buckingham	33	71.74% 	15	18	0	0
Total Votes Cast	46	100.00% 	21	22	3	0
Overvotes	0		0	0	0	0
Undervotes	6		2	2	2	0
Contest Totals	52		23	24	5	0




#### REP Railroad Commissioner

Vote For 1

	TOTAL	VOTE %	Election Day	Early Voting	Ballot By Mail	Provisional
Sarah Stogner	15	30.61% 	8	5	2	0
Wayne Christian	34	69.39% 	13	18	3	0
Total Votes Cast	49	100.00% 	21	23	5	0
Overvotes	0		0	0	0	0
Undervotes	3		2	1	0	0
Contest Totals	52		23	24	5	0

#### REP Judge, County Court at Law No. 5

Vote For 1

	TOTAL	VOTE %	Election Day	Early Voting	Ballot By Mail	Provisional
Randy Johnson	38	84.44% 	18	15	5	0
Jimmy Angelino	7	15.56% 	2	5	0	0
Total Votes Cast	45	100.00% 	20	20	5	0
Overvotes	0		0	0	0	0
Undervotes	7		3	4	0	0
Contest Totals	52		23	24	5	0

Summary Results Report  
Primary Runoff  
May 24th, 2022

Final Results  
SOVC  
COLLIN COUNTY

## PCT 010

### REP District Clerk

Vote For 1

	TOTAL	VOTE %		Election Day	Early Voting	Ballot By Mail	Provisional
Mike Gould	28	60.87%	<div><div></div></div>	15	12	1	0
Lynne Finley	18	39.13%	<div><div></div></div>	6	8	4	0
Total Votes Cast	46	100.00%	<div><div></div></div>	21	20	5	0
Overvotes	0			0	0	0	0
Undervotes	6			2	4	0	0
Contest Totals	52			23	24	5	0

### DEM Lieutenant Governor

Vote For 1

	TOTAL	VOTE %		Election Day	Early Voting	Ballot By Mail	Provisional
Michelle Beckley	1	14.29%	<div><div></div></div>	0	1	0	0
Mike Collier	6	85.71%	<div><div></div></div>	0	4	2	0
Total Votes Cast	7	100.00%	<div><div></div></div>	0	5	2	0
Overvotes	0			0	0	0	0
Undervotes	0			0	0	0	0
Contest Totals	7			0	5	2	0

### DEM Attorney General

Vote For 1

	TOTAL	VOTE %		Election Day	Early Voting	Ballot By Mail	Provisional
Rochelle Mercedes Garza	1	14.29%	<div><div></div></div>	0	1	0	0
Joe Jaworski	6	85.71%	<div><div></div></div>	0	4	2	0
Total Votes Cast	7	100.00%	<div><div></div></div>	0	5	2	0
Overvotes	0			0	0	0	0
Undervotes	0			0	0	0	0
Contest Totals	7			0	5	2	0

### DEM Comptroller of Public Accounts

Vote For 1

	TOTAL	VOTE %		Election Day	Early Voting	Ballot By Mail	Provisional
Angel Luis Vega	3	42.86%	<div><div></div></div>	0	3	0	0
Janet T. Dudding	4	57.14%	<div><div></div></div>	0	2	2	0
Total Votes Cast	7	100.00%	<div><div></div></div>	0	5	2	0
Overvotes	0			0	0	0	0
Undervotes	0			0	0	0	0
Contest Totals	7			0	5	2	0

## PCT 010

### DEM Commissioner of the General Land Office

Vote For 1

	TOTAL	VOTE %		Election Day	Early Voting	Ballot By Mail	Provision al
Jay Kleberg	6	100.00%	<div><div></div></div>	0	4	2	0
Sandragrace Martinez	0	0.00%	<div><div></div></div>	0	0	0	0
Total Votes Cast	6	100.00%	<div><div></div></div>	0	4	2	0
Overvotes	0			0	0	0	0
Undervotes	1			0	1	0	0
Contest Totals	7			0	5	2	0

### DEM County Chair

Vote For 1

	TOTAL	VOTE %		Election Day	Early Voting	Ballot By Mail	Provision al
Caroline Werner	1	16.67%	<div><div></div></div>	0	1	0	0
Mike Rawlins	5	83.33%	<div><div></div></div>	0	3	2	0
Total Votes Cast	6	100.00%	<div><div></div></div>	0	4	2	0
Overvotes	0			0	0	0	0
Undervotes	1			0	1	0	0
Contest Totals	7			0	5	2	0

## PCT 011

### Statistics

	TOTAL	Election Day	Early Voting	Ballot By Mail	Provisional
Registered Voters - Total	4,419				
Ballots Cast - Total	303	177	102	21	3
Ballots Cast - Republican	261	156	88	14	3
Ballots Cast - Democratic	42	21	14	7	0
Voter Turnout - Total	6.86%				

#### REP Attorney General

Vote For 1

	TOTAL	VOTE %		Election Day	Early Voting	Ballot By Mail	Provisional
George P. Bush	67	25.77%	<div><div></div></div>	37	23	7	0
Ken Paxton	193	74.23%	<div><div></div></div>	119	64	7	3
Total Votes Cast	260	100.00%	<div><div></div></div>	156	87	14	3
Overvotes	0			0	0	0	0
Undervotes	1			0	1	0	0
Contest Totals	261			156	88	14	3

#### REP Commissioner of the General Land Office

Vote For 1

	TOTAL	VOTE %		Election Day	Early Voting	Ballot By Mail	Provisional
Tim Westley	72	30.00%	<div><div></div></div>	44	19	7	2
Dawn Buckingham	168	70.00%	<div><div></div></div>	96	64	7	1
Total Votes Cast	240	100.00%	<div><div></div></div>	140	83	14	3
Overvotes	0			0	0	0	0
Undervotes	21			16	5	0	0
Contest Totals	261			156	88	14	3

#### REP Railroad Commissioner

Vote For 1

	TOTAL	VOTE %		Election Day	Early Voting	Ballot By Mail	Provisional
Sarah Stogner	101	40.89%	<div><div></div></div>	60	39	2	0
Wayne Christian	146	59.11%	<div><div></div></div>	87	44	12	3
Total Votes Cast	247	100.00%	<div><div></div></div>	147	83	14	3
Overvotes	0			0	0	0	0
Undervotes	14			9	5	0	0
Contest Totals	261			156	88	14	3

#### REP Judge, County Court at Law No. 5

Vote For 1

	TOTAL	VOTE %		Election Day	Early Voting	Ballot By Mail	Provisional
Randy Johnson	170	73.91%	<div><div></div></div>	101	57	10	2
Jimmy Angelino	60	26.09%	<div><div></div></div>	36	20	3	1
Total Votes Cast	230	100.00%	<div><div></div></div>	137	77	13	3
Overvotes	0			0	0	0	0
Undervotes	31			19	11	1	0
Contest Totals	261			156	88	14	3

Summary Results Report  
Primary Runoff  
May 24th, 2022

Final Results  
SOVC  
COLLIN COUNTY

## PCT 011

### REP District Clerk

Vote For 1

	TOTAL	VOTE %		Election Day	Early Voting	Ballot By Mail	Provisional
Mike Gould	128	55.41%	<div><div></div></div>	78	42	5	3
Lynne Finley	103	44.59%	<div><div></div></div>	58	37	8	0
Total Votes Cast	231	100.00%	<div><div></div></div>	136	79	13	3
Overvotes	0			0	0	0	0
Undervotes	30			20	9	1	0
Contest Totals	261			156	88	14	3

### DEM Lieutenant Governor

Vote For 1

	TOTAL	VOTE %		Election Day	Early Voting	Ballot By Mail	Provisional
Michelle Beckley	15	35.71%	<div><div></div></div>	10	2	3	0
Mike Collier	27	64.29%	<div><div></div></div>	11	12	4	0
Total Votes Cast	42	100.00%	<div><div></div></div>	21	14	7	0
Overvotes	0			0	0	0	0
Undervotes	0			0	0	0	0
Contest Totals	42			21	14	7	0

### DEM Attorney General

Vote For 1

	TOTAL	VOTE %		Election Day	Early Voting	Ballot By Mail	Provisional
Rochelle Mercedes Garza	24	57.14%	<div><div></div></div>	13	7	4	0
Joe Jaworski	18	42.86%	<div><div></div></div>	8	7	3	0
Total Votes Cast	42	100.00%	<div><div></div></div>	21	14	7	0
Overvotes	0			0	0	0	0
Undervotes	0			0	0	0	0
Contest Totals	42			21	14	7	0

### DEM Comptroller of Public Accounts

Vote For 1

	TOTAL	VOTE %		Election Day	Early Voting	Ballot By Mail	Provisional
Angel Luis Vega	13	32.50%	<div><div></div></div>	6	4	3	0
Janet T. Dudding	27	67.50%	<div><div></div></div>	14	9	4	0
Total Votes Cast	40	100.00%	<div><div></div></div>	20	13	7	0
Overvotes	0			0	0	0	0
Undervotes	2			1	1	0	0
Contest Totals	42			21	14	7	0



## PCT 011

### DEM Commissioner of the General Land Office

Vote For 1

	TOTAL	VOTE %		Election Day	Early Voting	Ballot By Mail	Provision al
Jay Kleberg	28	70.00%	<div><div></div></div>	11	13	4	0
Sandragrace Martinez	12	30.00%	<div><div></div></div>	9	1	2	0
Total Votes Cast	40	100.00%	<div><div></div></div>	20	14	6	0
Overvotes	0			0	0	0	0
Undervotes	2			1	0	1	0
Contest Totals	42			21	14	7	0

### DEM County Chair

Vote For 1

	TOTAL	VOTE %		Election Day	Early Voting	Ballot By Mail	Provision al
Caroline Werner	21	51.22%	<div><div></div></div>	12	5	4	0
Mike Rawlins	20	48.78%	<div><div></div></div>	8	9	3	0
Total Votes Cast	41	100.00%	<div><div></div></div>	20	14	7	0
Overvotes	0			0	0	0	0
Undervotes	1			1	0	0	0
Contest Totals	42			21	14	7	0

## PCT 012

### Statistics

	TOTAL	Election Day	Early Voting	Ballot By Mail	Provisional
Registered Voters - Total	2,093				
Ballots Cast - Total	321	82	192	45	2
Ballots Cast - Republican	251	60	153	36	2
Ballots Cast - Democratic	70	22	39	9	0
Voter Turnout - Total	15.34%				

#### REP Attorney General

Vote For 1

	TOTAL	VOTE %		Election Day	Early Voting	Ballot By Mail	Provisional
George P. Bush	98	39.20%	<div><div></div></div>	21	58	17	2
Ken Paxton	152	60.80%	<div><div></div></div>	39	94	19	0
Total Votes Cast	250	100.00%	<div><div></div></div>	60	152	36	2
Overvotes	0			0	0	0	0
Undervotes	1			0	1	0	0
Contest Totals	251			60	153	36	2

#### REP Commissioner of the General Land Office

Vote For 1

	TOTAL	VOTE %		Election Day	Early Voting	Ballot By Mail	Provisional
Tim Westley	54	24.55%	<div><div></div></div>	9	33	11	1
Dawn Buckingham	166	75.45%	<div><div></div></div>	43	102	20	1
Total Votes Cast	220	100.00%	<div><div></div></div>	52	135	31	2
Overvotes	0			0	0	0	0
Undervotes	31			8	18	5	0
Contest Totals	251			60	153	36	2

#### REP Railroad Commissioner

Vote For 1

	TOTAL	VOTE %		Election Day	Early Voting	Ballot By Mail	Provisional
Sarah Stogner	78	34.36%	<div><div></div></div>	18	48	11	1
Wayne Christian	149	65.64%	<div><div></div></div>	36	92	20	1
Total Votes Cast	227	100.00%	<div><div></div></div>	54	140	31	2
Overvotes	0			0	0	0	0
Undervotes	24			6	13	5	0
Contest Totals	251			60	153	36	2

#### REP State Representative, District 61

Vote For 1

	TOTAL	VOTE %		Election Day	Early Voting	Ballot By Mail	Provisional
Frederick Frazier	142	57.26%	<div><div></div></div>	28	89	23	2
Paul Chabot	106	42.74%	<div><div></div></div>	31	63	12	0
Total Votes Cast	248	100.00%	<div><div></div></div>	59	152	35	2
Overvotes	0			0	0	0	0
Undervotes	3			1	1	1	0
Contest Totals	251			60	153	36	2

## PCT 012

### REP Judge, County Court at Law No. 5

Vote For 1

	TOTAL	VOTE %		Election Day	Early Voting	Ballot By Mail	Provisional
Randy Johnson	126	57.01%	<div><div></div></div>	31	73	22	0
Jimmy Angelino	95	42.99%	<div><div></div></div>	19	65	9	2
Total Votes Cast	221	100.00%	<div><div></div></div>	50	138	31	2
Overvotes	0			0	0	0	0
Undervotes	30			10	15	5	0
Contest Totals	251			60	153	36	2

### REP District Clerk

Vote For 1

	TOTAL	VOTE %		Election Day	Early Voting	Ballot By Mail	Provisional
Mike Gould	126	57.80%	<div><div></div></div>	33	75	17	1
Lynne Finley	92	42.20%	<div><div></div></div>	20	58	13	1
Total Votes Cast	218	100.00%	<div><div></div></div>	53	133	30	2
Overvotes	0			0	0	0	0
Undervotes	33			7	20	6	0
Contest Totals	251			60	153	36	2

### DEM Lieutenant Governor

Vote For 1

	TOTAL	VOTE %		Election Day	Early Voting	Ballot By Mail	Provisional
Michelle Beckley	27	39.13%	<div><div></div></div>	9	16	2	0
Mike Collier	42	60.87%	<div><div></div></div>	13	22	7	0
Total Votes Cast	69	100.00%	<div><div></div></div>	22	38	9	0
Overvotes	0			0	0	0	0
Undervotes	1			0	1	0	0
Contest Totals	70			22	39	9	0

### DEM Attorney General

Vote For 1

	TOTAL	VOTE %		Election Day	Early Voting	Ballot By Mail	Provisional
Rochelle Mercedes Garza	32	47.06%	<div><div></div></div>	9	20	3	0
Joe Jaworski	36	52.94%	<div><div></div></div>	13	18	5	0
Total Votes Cast	68	100.00%	<div><div></div></div>	22	38	8	0
Overvotes	0			0	0	0	0
Undervotes	2			0	1	1	0
Contest Totals	70			22	39	9	0

## PCT 012

### DEM Comptroller of Public Accounts

Vote For 1

	TOTAL	VOTE %		Election Day	Early Voting	Ballot By Mail	Provision al
Angel Luis Vega	19	29.23%	<div><div></div></div>	4	12	3	0
Janet T. Dudding	46	70.77%	<div><div></div></div>	16	24	6	0
Total Votes Cast	65	100.00%	<div><div></div></div>	20	36	9	0
Overvotes	0			0	0	0	0
Undervotes	5			2	3	0	0
Contest Totals	70			22	39	9	0

### DEM Commissioner of the General Land Office

Vote For 1

	TOTAL	VOTE %		Election Day	Early Voting	Ballot By Mail	Provision al
Jay Kleberg	41	63.08%	<div><div></div></div>	13	23	5	0
Sandragrace Martinez	24	36.92%	<div><div></div></div>	7	14	3	0
Total Votes Cast	65	100.00%	<div><div></div></div>	20	37	8	0
Overvotes	0			0	0	0	0
Undervotes	5			2	2	1	0
Contest Totals	70			22	39	9	0

### DEM County Chair

Vote For 1

	TOTAL	VOTE %		Election Day	Early Voting	Ballot By Mail	Provision al
Caroline Werner	40	59.70%	<div><div></div></div>	11	24	5	0
Mike Rawlins	27	40.30%	<div><div></div></div>	10	14	3	0
Total Votes Cast	67	100.00%	<div><div></div></div>	21	38	8	0
Overvotes	0			0	0	0	0
Undervotes	3			1	1	1	0
Contest Totals	70			22	39	9	0

## PCT 013

### Statistics

	TOTAL	Election Day	Early Voting	Ballot By Mail	Provisional
Registered Voters - Total	2,036				
Ballots Cast - Total	194	92	91	11	0
Ballots Cast - Republican	175	87	81	7	0
Ballots Cast - Democratic	19	5	10	4	0
Voter Turnout - Total	9.53%				

#### REP Attorney General

Vote For 1

	TOTAL	VOTE %		Election Day	Early Voting	Ballot By Mail	Provisional
George P. Bush	48	27.43%	<div><div></div></div>	21	22	5	0
Ken Paxton	127	72.57%	<div><div></div></div>	66	59	2	0
Total Votes Cast	175	100.00%	<div><div></div></div>	87	81	7	0
Overvotes	0			0	0	0	0
Undervotes	0			0	0	0	0
Contest Totals	175			87	81	7	0

#### REP Commissioner of the General Land Office

Vote For 1

	TOTAL	VOTE %		Election Day	Early Voting	Ballot By Mail	Provisional
Tim Westley	34	21.12%	<div><div></div></div>	23	11	0	0
Dawn Buckingham	127	78.88%	<div><div></div></div>	56	65	6	0
Total Votes Cast	161	100.00%	<div><div></div></div>	79	76	6	0
Overvotes	0			0	0	0	0
Undervotes	14			8	5	1	0
Contest Totals	175			87	81	7	0

#### REP Railroad Commissioner

Vote For 1

	TOTAL	VOTE %		Election Day	Early Voting	Ballot By Mail	Provisional
Sarah Stogner	46	28.75%	<div><div></div></div>	24	20	2	0
Wayne Christian	114	71.25%	<div><div></div></div>	54	56	4	0
Total Votes Cast	160	100.00%	<div><div></div></div>	78	76	6	0
Overvotes	0			0	0	0	0
Undervotes	15			9	5	1	0
Contest Totals	175			87	81	7	0

#### REP State Representative, District 61

Vote For 1

	TOTAL	VOTE %		Election Day	Early Voting	Ballot By Mail	Provisional
Frederick Frazier	116	67.44%	<div><div></div></div>	57	53	6	0
Paul Chabot	56	32.56%	<div><div></div></div>	28	27	1	0
Total Votes Cast	172	100.00%	<div><div></div></div>	85	80	7	0
Overvotes	0			0	0	0	0
Undervotes	3			2	1	0	0
Contest Totals	175			87	81	7	0

## PCT 013

### REP Judge, County Court at Law No. 5

Vote For 1

	TOTAL	VOTE %		Election Day	Early Voting	Ballot By Mail	Provisional
Randy Johnson	75	51.02%	<div><div></div></div>	38	33	4	0
Jimmy Angelino	72	48.98%	<div><div></div></div>	35	35	2	0
Total Votes Cast	147	100.00%	<div><div></div></div>	73	68	6	0
Overvotes	0			0	0	0	0
Undervotes	28			14	13	1	0
Contest Totals	175			87	81	7	0

### REP District Clerk

Vote For 1

	TOTAL	VOTE %		Election Day	Early Voting	Ballot By Mail	Provisional
Mike Gould	79	55.63%	<div><div></div></div>	37	42	0	0
Lynne Finley	63	44.37%	<div><div></div></div>	29	28	6	0
Total Votes Cast	142	100.00%	<div><div></div></div>	66	70	6	0
Overvotes	0			0	0	0	0
Undervotes	33			21	11	1	0
Contest Totals	175			87	81	7	0

### DEM Lieutenant Governor

Vote For 1

	TOTAL	VOTE %		Election Day	Early Voting	Ballot By Mail	Provisional
Michelle Beckley	9	47.37%	<div><div></div></div>	2	5	2	0
Mike Collier	10	52.63%	<div><div></div></div>	3	5	2	0
Total Votes Cast	19	100.00%	<div><div></div></div>	5	10	4	0
Overvotes	0			0	0	0	0
Undervotes	0			0	0	0	0
Contest Totals	19			5	10	4	0

### DEM Attorney General

Vote For 1

	TOTAL	VOTE %		Election Day	Early Voting	Ballot By Mail	Provisional
Rochelle Mercedes Garza	11	57.89%	<div><div></div></div>	2	8	1	0
Joe Jaworski	8	42.11%	<div><div></div></div>	3	2	3	0
Total Votes Cast	19	100.00%	<div><div></div></div>	5	10	4	0
Overvotes	0			0	0	0	0
Undervotes	0			0	0	0	0
Contest Totals	19			5	10	4	0

## PCT 013

### DEM Comptroller of Public Accounts

Vote For 1

	TOTAL	VOTE %		Election Day	Early Voting	Ballot By Mail	Provision al
Angel Luis Vega	7	36.84%	<div><div></div></div>	3	3	1	0
Janet T. Dudding	12	63.16%	<div><div></div></div>	2	7	3	0
Total Votes Cast	19	100.00%	<div><div></div></div>	5	10	4	0
Overvotes	0			0	0	0	0
Undervotes	0			0	0	0	0
Contest Totals	19			5	10	4	0

### DEM Commissioner of the General Land Office

Vote For 1

	TOTAL	VOTE %		Election Day	Early Voting	Ballot By Mail	Provision al
Jay Kleberg	10	52.63%	<div><div></div></div>	3	6	1	0
Sandragrace Martinez	9	47.37%	<div><div></div></div>	2	4	3	0
Total Votes Cast	19	100.00%	<div><div></div></div>	5	10	4	0
Overvotes	0			0	0	0	0
Undervotes	0			0	0	0	0
Contest Totals	19			5	10	4	0

### DEM County Chair

Vote For 1

	TOTAL	VOTE %		Election Day	Early Voting	Ballot By Mail	Provision al
Caroline Werner	10	52.63%	<div><div></div></div>	3	6	1	0
Mike Rawlins	9	47.37%	<div><div></div></div>	2	4	3	0
Total Votes Cast	19	100.00%	<div><div></div></div>	5	10	4	0
Overvotes	0			0	0	0	0
Undervotes	0			0	0	0	0
Contest Totals	19			5	10	4	0

## PCT 014

### Statistics

	TOTAL	Election Day	Early Voting	Ballot By Mail	Provisional
Registered Voters - Total	3,205				
Ballots Cast - Total	200	82	92	25	1
Ballots Cast - Republican	128	49	63	16	0
Ballots Cast - Democratic	72	33	29	9	1
Voter Turnout - Total	6.24%				

#### REP Attorney General

Vote For 1

	TOTAL	VOTE %		Election Day	Early Voting	Ballot By Mail	Provisional
George P. Bush	45	35.71%	<div><div></div></div>	15	22	8	0
Ken Paxton	81	64.29%	<div><div></div></div>	34	39	8	0
Total Votes Cast	126	100.00%	<div><div></div></div>	49	61	16	0
Overvotes	0			0	0	0	0
Undervotes	2			0	2	0	0
Contest Totals	128			49	63	16	0

#### REP Commissioner of the General Land Office

Vote For 1

	TOTAL	VOTE %		Election Day	Early Voting	Ballot By Mail	Provisional
Tim Westley	19	16.96%	<div><div></div></div>	10	7	2	0
Dawn Buckingham	93	83.04%	<div><div></div></div>	35	49	9	0
Total Votes Cast	112	100.00%	<div><div></div></div>	45	56	11	0
Overvotes	0			0	0	0	0
Undervotes	16			4	7	5	0
Contest Totals	128			49	63	16	0

#### REP Railroad Commissioner

Vote For 1

	TOTAL	VOTE %		Election Day	Early Voting	Ballot By Mail	Provisional
Sarah Stogner	25	22.12%	<div><div></div></div>	11	11	3	0
Wayne Christian	88	77.88%	<div><div></div></div>	36	43	9	0
Total Votes Cast	113	100.00%	<div><div></div></div>	47	54	12	0
Overvotes	0			0	0	0	0
Undervotes	15			2	9	4	0
Contest Totals	128			49	63	16	0

#### REP State Representative, District 70

Vote For 1

	TOTAL	VOTE %		Election Day	Early Voting	Ballot By Mail	Provisional
Jamee Jolly	70	56.45%	<div><div></div></div>	23	36	11	0
Eric J. Bowlin	54	43.55%	<div><div></div></div>	26	25	3	0
Total Votes Cast	124	100.00%	<div><div></div></div>	49	61	14	0
Overvotes	0			0	0	0	0
Undervotes	4			0	2	2	0
Contest Totals	128			49	63	16	0



## PCT 014

### REP Judge, County Court at Law No. 5

Vote For 1

	TOTAL	VOTE %		Election Day	Early Voting	Ballot By Mail	Provisional
Randy Johnson	54	50.47%	<div><div></div></div>	22	25	7	0
Jimmy Angelino	53	49.53%	<div><div></div></div>	23	26	4	0
Total Votes Cast	107	100.00%	<div><div></div></div>	45	51	11	0
Overvotes	0			0	0	0	0
Undervotes	21			4	12	5	0
Contest Totals	128			49	63	16	0

### REP District Clerk

Vote For 1

	TOTAL	VOTE %		Election Day	Early Voting	Ballot By Mail	Provisional
Mike Gould	67	61.47%	<div><div></div></div>	29	37	1	0
Lynne Finley	42	38.53%	<div><div></div></div>	17	17	8	0
Total Votes Cast	109	100.00%	<div><div></div></div>	46	54	9	0
Overvotes	0			0	0	0	0
Undervotes	19			3	9	7	0
Contest Totals	128			49	63	16	0

### DEM Lieutenant Governor

Vote For 1

	TOTAL	VOTE %		Election Day	Early Voting	Ballot By Mail	Provisional
Michelle Beckley	25	35.21%	<div><div></div></div>	11	10	4	0
Mike Collier	46	64.79%	<div><div></div></div>	21	19	5	1
Total Votes Cast	71	100.00%	<div><div></div></div>	32	29	9	1
Overvotes	0			0	0	0	0
Undervotes	1			1	0	0	0
Contest Totals	72			33	29	9	1

### DEM Attorney General

Vote For 1

	TOTAL	VOTE %		Election Day	Early Voting	Ballot By Mail	Provisional
Rochelle Mercedes Garza	29	40.85%	<div><div></div></div>	13	11	5	0
Joe Jaworski	42	59.15%	<div><div></div></div>	19	18	4	1
Total Votes Cast	71	100.00%	<div><div></div></div>	32	29	9	1
Overvotes	0			0	0	0	0
Undervotes	1			1	0	0	0
Contest Totals	72			33	29	9	1

## PCT 014

### DEM Comptroller of Public Accounts

Vote For 1

	TOTAL	VOTE %		Election Day	Early Voting	Ballot By Mail	Provisional
Angel Luis Vega	15	21.43%	<div><div></div></div>	8	6	1	0
Janet T. Dudding	55	78.57%	<div><div></div></div>	23	23	8	1
Total Votes Cast	70	100.00%	<div><div></div></div>	31	29	9	1
Overvotes	0			0	0	0	0
Undervotes	2			2	0	0	0
Contest Totals	72			33	29	9	1

### DEM Commissioner of the General Land Office

Vote For 1

	TOTAL	VOTE %		Election Day	Early Voting	Ballot By Mail	Provisional
Jay Kleberg	44	62.86%	<div><div></div></div>	20	20	3	1
Sandragrace Martinez	26	37.14%	<div><div></div></div>	11	9	6	0
Total Votes Cast	70	100.00%	<div><div></div></div>	31	29	9	1
Overvotes	0			0	0	0	0
Undervotes	2			2	0	0	0
Contest Totals	72			33	29	9	1

### DEM State Representative, District 70

Vote For 1

	TOTAL	VOTE %		Election Day	Early Voting	Ballot By Mail	Provisional
Mihaela Elizabeth Plesa	39	56.52%	<div><div></div></div>	21	15	3	0
Cassandra Garcia Hernandez	30	43.48%	<div><div></div></div>	11	12	6	1
Total Votes Cast	69	100.00%	<div><div></div></div>	32	27	9	1
Overvotes	0			0	0	0	0
Undervotes	3			1	2	0	0
Contest Totals	72			33	29	9	1

### DEM County Chair

Vote For 1

	TOTAL	VOTE %		Election Day	Early Voting	Ballot By Mail	Provisional
Caroline Werner	42	60.87%	<div><div></div></div>	17	24	1	0
Mike Rawlins	27	39.13%	<div><div></div></div>	13	5	8	1
Total Votes Cast	69	100.00%	<div><div></div></div>	30	29	9	1
Overvotes	0			0	0	0	0
Undervotes	3			3	0	0	0
Contest Totals	72			33	29	9	1

## PCT 015

### Statistics

	TOTAL	Election Day	Early Voting	Ballot By Mail	Provisional
Registered Voters - Total	1,646				
Ballots Cast - Total	173	44	103	26	0
Ballots Cast - Republican	101	23	66	12	0
Ballots Cast - Democratic	72	21	37	14	0
Voter Turnout - Total	10.51%				

#### REP Attorney General

Vote For 1

	TOTAL	VOTE %		Election Day	Early Voting	Ballot By Mail	Provisional
George P. Bush	28	27.72%	<div><div></div></div>	9	14	5	0
Ken Paxton	73	72.28%	<div><div></div></div>	14	52	7	0
Total Votes Cast	101	100.00%	<div><div></div></div>	23	66	12	0
Overvotes	0			0	0	0	0
Undervotes	0			0	0	0	0
Contest Totals	101			23	66	12	0

#### REP Commissioner of the General Land Office

Vote For 1

	TOTAL	VOTE %		Election Day	Early Voting	Ballot By Mail	Provisional
Tim Westley	25	28.09%	<div><div></div></div>	8	14	3	0
Dawn Buckingham	64	71.91%	<div><div></div></div>	13	45	6	0
Total Votes Cast	89	100.00%	<div><div></div></div>	21	59	9	0
Overvotes	0			0	0	0	0
Undervotes	12			2	7	3	0
Contest Totals	101			23	66	12	0

#### REP Railroad Commissioner

Vote For 1

	TOTAL	VOTE %		Election Day	Early Voting	Ballot By Mail	Provisional
Sarah Stogner	33	34.74%	<div><div></div></div>	8	19	6	0
Wayne Christian	62	65.26%	<div><div></div></div>	14	44	4	0
Total Votes Cast	95	100.00%	<div><div></div></div>	22	63	10	0
Overvotes	0			0	0	0	0
Undervotes	6			1	3	2	0
Contest Totals	101			23	66	12	0

#### REP State Representative, District 70

Vote For 1

	TOTAL	VOTE %		Election Day	Early Voting	Ballot By Mail	Provisional
Jamee Jolly	43	43.88%	<div><div></div></div>	12	24	7	0
Eric J. Bowlin	55	56.12%	<div><div></div></div>	11	40	4	0
Total Votes Cast	98	100.00%	<div><div></div></div>	23	64	11	0
Overvotes	0			0	0	0	0
Undervotes	3			0	2	1	0
Contest Totals	101			23	66	12	0

## PCT 015

### REP Judge, County Court at Law No. 5

Vote For 1

	TOTAL	VOTE %		Election Day	Early Voting	Ballot By Mail	Provisional
Randy Johnson	59	65.56%	<div><div></div></div>	13	39	7	0
Jimmy Angelino	31	34.44%	<div><div></div></div>	7	21	3	0
Total Votes Cast	90	100.00%	<div><div></div></div>	20	60	10	0
Overvotes	0			0	0	0	0
Undervotes	11			3	6	2	0
Contest Totals	101			23	66	12	0

### REP District Clerk

Vote For 1

	TOTAL	VOTE %		Election Day	Early Voting	Ballot By Mail	Provisional
Mike Gould	59	66.29%	<div><div></div></div>	8	47	4	0
Lynne Finley	30	33.71%	<div><div></div></div>	12	13	5	0
Total Votes Cast	89	100.00%	<div><div></div></div>	20	60	9	0
Overvotes	0			0	0	0	0
Undervotes	12			3	6	3	0
Contest Totals	101			23	66	12	0

### DEM Lieutenant Governor

Vote For 1

	TOTAL	VOTE %		Election Day	Early Voting	Ballot By Mail	Provisional
Michelle Beckley	25	35.21%	<div><div></div></div>	6	13	6	0
Mike Collier	46	64.79%	<div><div></div></div>	15	24	7	0
Total Votes Cast	71	100.00%	<div><div></div></div>	21	37	13	0
Overvotes	0			0	0	0	0
Undervotes	1			0	0	1	0
Contest Totals	72			21	37	14	0

### DEM Attorney General

Vote For 1

	TOTAL	VOTE %		Election Day	Early Voting	Ballot By Mail	Provisional
Rochelle Mercedes Garza	39	54.93%	<div><div></div></div>	8	21	10	0
Joe Jaworski	32	45.07%	<div><div></div></div>	12	16	4	0
Total Votes Cast	71	100.00%	<div><div></div></div>	20	37	14	0
Overvotes	0			0	0	0	0
Undervotes	1			1	0	0	0
Contest Totals	72			21	37	14	0

## PCT 015

### DEM Comptroller of Public Accounts

Vote For 1

	TOTAL	VOTE %		Election Day	Early Voting	Ballot By Mail	Provisional
Angel Luis Vega	17	25.00%	<div><div></div></div>	4	10	3	0
Janet T. Dudding	51	75.00%	<div><div></div></div>	17	24	10	0
Total Votes Cast	68	100.00%	<div><div></div></div>	21	34	13	0
Overvotes	0			0	0	0	0
Undervotes	4			0	3	1	0
Contest Totals	72			21	37	14	0

### DEM Commissioner of the General Land Office

Vote For 1

	TOTAL	VOTE %		Election Day	Early Voting	Ballot By Mail	Provisional
Jay Kleberg	51	73.91%	<div><div></div></div>	18	26	7	0
Sandragrace Martinez	18	26.09%	<div><div></div></div>	2	10	6	0
Total Votes Cast	69	100.00%	<div><div></div></div>	20	36	13	0
Overvotes	0			0	0	0	0
Undervotes	3			1	1	1	0
Contest Totals	72			21	37	14	0

### DEM State Representative, District 70

Vote For 1

	TOTAL	VOTE %		Election Day	Early Voting	Ballot By Mail	Provisional
Mihaela Elizabeth Plesa	40	58.82%	<div><div></div></div>	13	21	6	0
Cassandra Garcia Hernandez	28	41.18%	<div><div></div></div>	6	14	8	0
Total Votes Cast	68	100.00%	<div><div></div></div>	19	35	14	0
Overvotes	0			0	0	0	0
Undervotes	4			2	2	0	0
Contest Totals	72			21	37	14	0

### DEM County Chair

Vote For 1

	TOTAL	VOTE %		Election Day	Early Voting	Ballot By Mail	Provisional
Caroline Werner	41	58.57%	<div><div></div></div>	15	22	4	0
Mike Rawlins	29	41.43%	<div><div></div></div>	5	14	10	0
Total Votes Cast	70	100.00%	<div><div></div></div>	20	36	14	0
Overvotes	0			0	0	0	0
Undervotes	2			1	1	0	0
Contest Totals	72			21	37	14	0

## PCT 016

### Statistics

	TOTAL	Election Day	Early Voting	Ballot By Mail	Provisional
Registered Voters - Total	4,485				
Ballots Cast - Total	319	169	130	20	0
Ballots Cast - Republican	253	136	107	10	0
Ballots Cast - Democratic	66	33	23	10	0
Voter Turnout - Total	7.11%				

#### REP Attorney General

Vote For 1

	TOTAL	VOTE %		Election Day	Early Voting	Ballot By Mail	Provisional
George P. Bush	83	32.81%	<div><div></div></div>	41	37	5	0
Ken Paxton	170	67.19%	<div><div></div></div>	95	70	5	0
Total Votes Cast	253	100.00%	<div><div></div></div>	136	107	10	0
Overvotes	0			0	0	0	0
Undervotes	0			0	0	0	0
Contest Totals	253			136	107	10	0

#### REP Commissioner of the General Land Office

Vote For 1

	TOTAL	VOTE %		Election Day	Early Voting	Ballot By Mail	Provisional
Tim Westley	70	30.57%	<div><div></div></div>	41	27	2	0
Dawn Buckingham	159	69.43%	<div><div></div></div>	87	67	5	0
Total Votes Cast	229	100.00%	<div><div></div></div>	128	94	7	0
Overvotes	0			0	0	0	0
Undervotes	24			8	13	3	0
Contest Totals	253			136	107	10	0

#### REP Railroad Commissioner

Vote For 1

	TOTAL	VOTE %		Election Day	Early Voting	Ballot By Mail	Provisional
Sarah Stogner	104	43.88%	<div><div></div></div>	60	40	4	0
Wayne Christian	133	56.12%	<div><div></div></div>	72	58	3	0
Total Votes Cast	237	100.00%	<div><div></div></div>	132	98	7	0
Overvotes	0			0	0	0	0
Undervotes	16			4	9	3	0
Contest Totals	253			136	107	10	0

#### REP Judge, County Court at Law No. 5

Vote For 1

	TOTAL	VOTE %		Election Day	Early Voting	Ballot By Mail	Provisional
Randy Johnson	143	64.71%	<div><div></div></div>	79	57	7	0
Jimmy Angelino	78	35.29%	<div><div></div></div>	45	32	1	0
Total Votes Cast	221	100.00%	<div><div></div></div>	124	89	8	0
Overvotes	0			0	0	0	0
Undervotes	32			12	18	2	0
Contest Totals	253			136	107	10	0

## PCT 016

### REP District Clerk

Vote For 1

	TOTAL	VOTE %		Election Day	Early Voting	Ballot By Mail	Provision al
Mike Gould	125	56.82%	<div><div></div></div>	73	52	0	0
Lynne Finley	95	43.18%	<div><div></div></div>	51	36	8	0
Total Votes Cast	220	100.00%	<div><div></div></div>	124	88	8	0
Overvotes	0			0	0	0	0
Undervotes	33			12	19	2	0
Contest Totals	253			136	107	10	0

### REP Constable, Precinct 1

Vote For 1

	TOTAL	VOTE %		Election Day	Early Voting	Ballot By Mail	Provision al
Cris Trevino	67	28.88%	<div><div></div></div>	38	27	2	0
Matt Carpenter	165	71.12%	<div><div></div></div>	90	69	6	0
Total Votes Cast	232	100.00%	<div><div></div></div>	128	96	8	0
Overvotes	0			0	0	0	0
Undervotes	21			8	11	2	0
Contest Totals	253			136	107	10	0

### DEM Lieutenant Governor

Vote For 1

	TOTAL	VOTE %		Election Day	Early Voting	Ballot By Mail	Provision al
Michelle Beckley	32	49.23%	<div><div></div></div>	18	11	3	0
Mike Collier	33	50.77%	<div><div></div></div>	14	12	7	0
Total Votes Cast	65	100.00%	<div><div></div></div>	32	23	10	0
Overvotes	0			0	0	0	0
Undervotes	1			1	0	0	0
Contest Totals	66			33	23	10	0

### DEM Attorney General

Vote For 1

	TOTAL	VOTE %		Election Day	Early Voting	Ballot By Mail	Provision al
Rochelle Mercedes Garza	40	60.61%	<div><div></div></div>	19	17	4	0
Joe Jaworski	26	39.39%	<div><div></div></div>	14	6	6	0
Total Votes Cast	66	100.00%	<div><div></div></div>	33	23	10	0
Overvotes	0			0	0	0	0
Undervotes	0			0	0	0	0
Contest Totals	66			33	23	10	0

## PCT 016

### DEM Comptroller of Public Accounts

Vote For 1

	TOTAL	VOTE %		Election Day	Early Voting	Ballot By Mail	Provision al
Angel Luis Vega	18	29.03%	<div><div></div></div>	11	5	2	0
Janet T. Dudding	44	70.97%	<div><div></div></div>	19	18	7	0
Total Votes Cast	62	100.00%	<div><div></div></div>	30	23	9	0
Overvotes	0			0	0	0	0
Undervotes	4			3	0	1	0
Contest Totals	66			33	23	10	0

### DEM Commissioner of the General Land Office

Vote For 1

	TOTAL	VOTE %		Election Day	Early Voting	Ballot By Mail	Provision al
Jay Kleberg	39	62.90%	<div><div></div></div>	19	13	7	0
Sandragrace Martinez	23	37.10%	<div><div></div></div>	12	9	2	0
Total Votes Cast	62	100.00%	<div><div></div></div>	31	22	9	0
Overvotes	0			0	0	0	0
Undervotes	4			2	1	1	0
Contest Totals	66			33	23	10	0

### DEM County Chair

Vote For 1

	TOTAL	VOTE %		Election Day	Early Voting	Ballot By Mail	Provision al
Caroline Werner	43	70.49%	<div><div></div></div>	25	14	4	0
Mike Rawlins	18	29.51%	<div><div></div></div>	5	8	5	0
Total Votes Cast	61	100.00%	<div><div></div></div>	30	22	9	0
Overvotes	0			0	0	0	0
Undervotes	5			3	1	1	0
Contest Totals	66			33	23	10	0



## PCT 017

### Statistics

	TOTAL	Election Day	Early Voting	Ballot By Mail	Provisional
Registered Voters - Total	4,381				
Ballots Cast - Total	387	176	169	41	1
Ballots Cast - Republican	306	145	135	25	1
Ballots Cast - Democratic	81	31	34	16	0
Voter Turnout - Total	8.83%				

#### REP Attorney General

Vote For 1

	TOTAL	VOTE %		Election Day	Early Voting	Ballot By Mail	Provisional
George P. Bush	86	28.38%	<div><div></div></div>	47	28	10	1
Ken Paxton	217	71.62%	<div><div></div></div>	96	106	15	0
Total Votes Cast	303	100.00%	<div><div></div></div>	143	134	25	1
Overvotes	0			0	0	0	0
Undervotes	3			2	1	0	0
Contest Totals	306			145	135	25	1

#### REP Commissioner of the General Land Office

Vote For 1

	TOTAL	VOTE %		Election Day	Early Voting	Ballot By Mail	Provisional
Tim Westley	71	25.63%	<div><div></div></div>	37	32	2	0
Dawn Buckingham	206	74.37%	<div><div></div></div>	97	86	22	1
Total Votes Cast	277	100.00%	<div><div></div></div>	134	118	24	1
Overvotes	0			0	0	0	0
Undervotes	29			11	17	1	0
Contest Totals	306			145	135	25	1

#### REP Railroad Commissioner

Vote For 1

	TOTAL	VOTE %		Election Day	Early Voting	Ballot By Mail	Provisional
Sarah Stogner	94	33.33%	<div><div></div></div>	51	36	7	0
Wayne Christian	188	66.67%	<div><div></div></div>	84	86	17	1
Total Votes Cast	282	100.00%	<div><div></div></div>	135	122	24	1
Overvotes	0			0	0	0	0
Undervotes	24			10	13	1	0
Contest Totals	306			145	135	25	1

#### REP State Representative, District 61

Vote For 1

	TOTAL	VOTE %		Election Day	Early Voting	Ballot By Mail	Provisional
Frederick Frazier	154	52.03%	<div><div></div></div>	66	74	13	1
Paul Chabot	142	47.97%	<div><div></div></div>	75	56	11	0
Total Votes Cast	296	100.00%	<div><div></div></div>	141	130	24	1
Overvotes	0			0	0	0	0
Undervotes	10			4	5	1	0
Contest Totals	306			145	135	25	1

## PCT 017

### REP Judge, County Court at Law No. 5

Vote For 1

	TOTAL	VOTE %		Election Day	Early Voting	Ballot By Mail	Provisional
Randy Johnson	162	63.78%	<div><div></div></div>	76	68	17	1
Jimmy Angelino	92	36.22%	<div><div></div></div>	46	42	4	0
Total Votes Cast	254	100.00%	<div><div></div></div>	122	110	21	1
Overvotes	0			0	0	0	0
Undervotes	52			23	25	4	0
Contest Totals	306			145	135	25	1

### REP District Clerk

Vote For 1

	TOTAL	VOTE %		Election Day	Early Voting	Ballot By Mail	Provisional
Mike Gould	131	50.97%	<div><div></div></div>	72	54	5	0
Lynne Finley	126	49.03%	<div><div></div></div>	53	56	16	1
Total Votes Cast	257	100.00%	<div><div></div></div>	125	110	21	1
Overvotes	0			0	0	0	0
Undervotes	49			20	25	4	0
Contest Totals	306			145	135	25	1

### REP Constable, Precinct 1

Vote For 1

	TOTAL	VOTE %		Election Day	Early Voting	Ballot By Mail	Provisional
Cris Trevino	101	39.00%	<div><div></div></div>	64	34	2	1
Matt Carpenter	158	61.00%	<div><div></div></div>	62	77	19	0
Total Votes Cast	259	100.00%	<div><div></div></div>	126	111	21	1
Overvotes	0			0	0	0	0
Undervotes	47			19	24	4	0
Contest Totals	306			145	135	25	1

### DEM Lieutenant Governor

Vote For 1

	TOTAL	VOTE %		Election Day	Early Voting	Ballot By Mail	Provisional
Michelle Beckley	36	44.44%	<div><div></div></div>	14	14	8	0
Mike Collier	45	55.56%	<div><div></div></div>	17	20	8	0
Total Votes Cast	81	100.00%	<div><div></div></div>	31	34	16	0
Overvotes	0			0	0	0	0
Undervotes	0			0	0	0	0
Contest Totals	81			31	34	16	0

## PCT 017

### DEM Attorney General

Vote For 1

	TOTAL	VOTE %		Election Day	Early Voting	Ballot By Mail	Provision al
Rochelle Mercedes Garza	51	62.96%	<div><div></div></div>	19	22	10	0
Joe Jaworski	30	37.04%	<div><div></div></div>	12	12	6	0
Total Votes Cast	81	100.00%	<div><div></div></div>	31	34	16	0
Overvotes	0			0	0	0	0
Undervotes	0			0	0	0	0
Contest Totals	81			31	34	16	0

### DEM Comptroller of Public Accounts

Vote For 1

	TOTAL	VOTE %		Election Day	Early Voting	Ballot By Mail	Provision al
Angel Luis Vega	22	27.85%	<div><div></div></div>	10	10	2	0
Janet T. Dudding	57	72.15%	<div><div></div></div>	20	24	13	0
Total Votes Cast	79	100.00%	<div><div></div></div>	30	34	15	0
Overvotes	0			0	0	0	0
Undervotes	2			1	0	1	0
Contest Totals	81			31	34	16	0

### DEM Commissioner of the General Land Office

Vote For 1

	TOTAL	VOTE %		Election Day	Early Voting	Ballot By Mail	Provision al
Jay Kleberg	48	60.00%	<div><div></div></div>	16	23	9	0
Sandragrace Martinez	32	40.00%	<div><div></div></div>	14	11	7	0
Total Votes Cast	80	100.00%	<div><div></div></div>	30	34	16	0
Overvotes	0			0	0	0	0
Undervotes	1			1	0	0	0
Contest Totals	81			31	34	16	0

### DEM County Chair

Vote For 1

	TOTAL	VOTE %		Election Day	Early Voting	Ballot By Mail	Provision al
Caroline Werner	42	54.55%	<div><div></div></div>	18	17	7	0
Mike Rawlins	35	45.45%	<div><div></div></div>	11	16	8	0
Total Votes Cast	77	100.00%	<div><div></div></div>	29	33	15	0
Overvotes	0			0	0	0	0
Undervotes	4			2	1	1	0
Contest Totals	81			31	34	16	0

## PCT 018

### Statistics

	TOTAL	Election Day	Early Voting	Ballot By Mail	Provisional
Registered Voters - Total	920				
Ballots Cast - Total	91	33	51	7	0
Ballots Cast - Republican	86	33	48	5	0
Ballots Cast - Democratic	5	0	3	2	0
Voter Turnout - Total	9.89%				

#### REP Attorney General

Vote For 1

	TOTAL	VOTE %		Election Day	Early Voting	Ballot By Mail	Provisional
George P. Bush	17	20.00%	<div><div></div></div>	4	11	2	0
Ken Paxton	68	80.00%	<div><div></div></div>	28	37	3	0
Total Votes Cast	85	100.00%	<div><div></div></div>	32	48	5	0
Overvotes	0			0	0	0	0
Undervotes	1			1	0	0	0
Contest Totals	86			33	48	5	0

#### REP Commissioner of the General Land Office

Vote For 1

	TOTAL	VOTE %		Election Day	Early Voting	Ballot By Mail	Provisional
Tim Westley	18	23.68%	<div><div></div></div>	6	12	0	0
Dawn Buckingham	58	76.32%	<div><div></div></div>	19	34	5	0
Total Votes Cast	76	100.00%	<div><div></div></div>	25	46	5	0
Overvotes	0			0	0	0	0
Undervotes	10			8	2	0	0
Contest Totals	86			33	48	5	0

#### REP Railroad Commissioner

Vote For 1

	TOTAL	VOTE %		Election Day	Early Voting	Ballot By Mail	Provisional
Sarah Stogner	23	28.40%	<div><div></div></div>	9	12	2	0
Wayne Christian	58	71.60%	<div><div></div></div>	21	34	3	0
Total Votes Cast	81	100.00%	<div><div></div></div>	30	46	5	0
Overvotes	0			0	0	0	0
Undervotes	5			3	2	0	0
Contest Totals	86			33	48	5	0

#### REP Judge, County Court at Law No. 5

Vote For 1

	TOTAL	VOTE %		Election Day	Early Voting	Ballot By Mail	Provisional
Randy Johnson	54	77.14%	<div><div></div></div>	16	35	3	0
Jimmy Angelino	16	22.86%	<div><div></div></div>	7	8	1	0
Total Votes Cast	70	100.00%	<div><div></div></div>	23	43	4	0
Overvotes	0			0	0	0	0
Undervotes	16			10	5	1	0
Contest Totals	86			33	48	5	0

## PCT 018

### REP District Clerk

Vote For 1

	TOTAL	VOTE %		Election Day	Early Voting	Ballot By Mail	Provision al
Mike Gould	48	65.75%	<div><div></div></div>	14	31	3	0
Lynne Finley	25	34.25%	<div><div></div></div>	10	13	2	0
Total Votes Cast	73	100.00%	<div><div></div></div>	24	44	5	0
Overvotes	0			0	0	0	0
Undervotes	13			9	4	0	0
Contest Totals	86			33	48	5	0

### REP Constable, Precinct 1

Vote For 1

	TOTAL	VOTE %		Election Day	Early Voting	Ballot By Mail	Provision al
Cris Trevino	18	24.66%	<div><div></div></div>	4	13	1	0
Matt Carpenter	55	75.34%	<div><div></div></div>	21	31	3	0
Total Votes Cast	73	100.00%	<div><div></div></div>	25	44	4	0
Overvotes	0			0	0	0	0
Undervotes	13			8	4	1	0
Contest Totals	86			33	48	5	0

### DEM Lieutenant Governor

Vote For 1

	TOTAL	VOTE %		Election Day	Early Voting	Ballot By Mail	Provision al
Michelle Beckley	2	40.00%	<div><div></div></div>	0	2	0	0
Mike Collier	3	60.00%	<div><div></div></div>	0	1	2	0
Total Votes Cast	5	100.00%	<div><div></div></div>	0	3	2	0
Overvotes	0			0	0	0	0
Undervotes	0			0	0	0	0
Contest Totals	5			0	3	2	0

### DEM Attorney General

Vote For 1

	TOTAL	VOTE %		Election Day	Early Voting	Ballot By Mail	Provision al
Rochelle Mercedes Garza	4	80.00%	<div><div></div></div>	0	2	2	0
Joe Jaworski	1	20.00%	<div><div></div></div>	0	1	0	0
Total Votes Cast	5	100.00%	<div><div></div></div>	0	3	2	0
Overvotes	0			0	0	0	0
Undervotes	0			0	0	0	0
Contest Totals	5			0	3	2	0

## PCT 018

### DEM Comptroller of Public Accounts

Vote For 1

	TOTAL	VOTE %		Election Day	Early Voting	Ballot By Mail	Provision al
Angel Luis Vega	2	40.00%	<div><div></div></div>	0	2	0	0
Janet T. Dudding	3	60.00%	<div><div></div></div>	0	1	2	0
Total Votes Cast	5	100.00%	<div><div></div></div>	0	3	2	0
Overvotes	0			0	0	0	0
Undervotes	0			0	0	0	0
Contest Totals	5			0	3	2	0

### DEM Commissioner of the General Land Office

Vote For 1

	TOTAL	VOTE %		Election Day	Early Voting	Ballot By Mail	Provision al
Jay Kleberg	4	80.00%	<div><div></div></div>	0	2	2	0
Sandragrace Martinez	1	20.00%	<div><div></div></div>	0	1	0	0
Total Votes Cast	5	100.00%	<div><div></div></div>	0	3	2	0
Overvotes	0			0	0	0	0
Undervotes	0			0	0	0	0
Contest Totals	5			0	3	2	0

### DEM County Chair

Vote For 1

	TOTAL	VOTE %		Election Day	Early Voting	Ballot By Mail	Provision al
Caroline Werner	3	60.00%	<div><div></div></div>	0	1	2	0
Mike Rawlins	2	40.00%	<div><div></div></div>	0	2	0	0
Total Votes Cast	5	100.00%	<div><div></div></div>	0	3	2	0
Overvotes	0			0	0	0	0
Undervotes	0			0	0	0	0
Contest Totals	5			0	3	2	0

## PCT 019

### Statistics

	TOTAL	Election Day	Early Voting	Ballot By Mail	Provisional
Registered Voters - Total	1,632				
Ballots Cast - Total	253	87	132	32	2
Ballots Cast - Republican	180	69	88	21	2
Ballots Cast - Democratic	73	18	44	11	0
Voter Turnout - Total	15.50%				

#### REP Attorney General

Vote For 1

	TOTAL	VOTE %		Election Day	Early Voting	Ballot By Mail	Provisional
George P. Bush	68	37.99%	<div><div></div></div>	24	33	11	0
Ken Paxton	111	62.01%	<div><div></div></div>	45	54	10	2
Total Votes Cast	179	100.00%	<div><div></div></div>	69	87	21	2
Overvotes	0			0	0	0	0
Undervotes	1			0	1	0	0
Contest Totals	180			69	88	21	2

#### REP Commissioner of the General Land Office

Vote For 1

	TOTAL	VOTE %		Election Day	Early Voting	Ballot By Mail	Provisional
Tim Westley	45	30.00%	<div><div></div></div>	19	21	5	0
Dawn Buckingham	105	70.00%	<div><div></div></div>	38	55	11	1
Total Votes Cast	150	100.00%	<div><div></div></div>	57	76	16	1
Overvotes	0			0	0	0	0
Undervotes	30			12	12	5	1
Contest Totals	180			69	88	21	2

#### REP Railroad Commissioner

Vote For 1

	TOTAL	VOTE %		Election Day	Early Voting	Ballot By Mail	Provisional
Sarah Stogner	57	35.85%	<div><div></div></div>	23	27	7	0
Wayne Christian	102	64.15%	<div><div></div></div>	38	55	8	1
Total Votes Cast	159	100.00%	<div><div></div></div>	61	82	15	1
Overvotes	0			0	0	0	0
Undervotes	21			8	6	6	1
Contest Totals	180			69	88	21	2

#### REP State Representative, District 70

Vote For 1

	TOTAL	VOTE %		Election Day	Early Voting	Ballot By Mail	Provisional
Jamee Jolly	90	52.02%	<div><div></div></div>	38	38	12	2
Eric J. Bowlin	83	47.98%	<div><div></div></div>	28	46	9	0
Total Votes Cast	173	100.00%	<div><div></div></div>	66	84	21	2
Overvotes	0			0	0	0	0
Undervotes	7			3	4	0	0
Contest Totals	180			69	88	21	2

## PCT 019

### REP Judge, County Court at Law No. 5

Vote For 1

	TOTAL	VOTE %		Election Day	Early Voting	Ballot By Mail	Provisional
Randy Johnson	98	66.22%	<div><div></div></div>	32	53	12	1
Jimmy Angelino	50	33.78%	<div><div></div></div>	24	23	3	0
Total Votes Cast	148	100.00%	<div><div></div></div>	56	76	15	1
Overvotes	0			0	0	0	0
Undervotes	32			13	12	6	1
Contest Totals	180			69	88	21	2

### REP District Clerk

Vote For 1

	TOTAL	VOTE %		Election Day	Early Voting	Ballot By Mail	Provisional
Mike Gould	81	54.36%	<div><div></div></div>	30	47	4	0
Lynne Finley	68	45.64%	<div><div></div></div>	27	29	11	1
Total Votes Cast	149	100.00%	<div><div></div></div>	57	76	15	1
Overvotes	0			0	0	0	0
Undervotes	31			12	12	6	1
Contest Totals	180			69	88	21	2

### DEM Lieutenant Governor

Vote For 1

	TOTAL	VOTE %		Election Day	Early Voting	Ballot By Mail	Provisional
Michelle Beckley	23	33.33%	<div><div></div></div>	7	14	2	0
Mike Collier	46	66.67%	<div><div></div></div>	10	29	7	0
Total Votes Cast	69	100.00%	<div><div></div></div>	17	43	9	0
Overvotes	0			0	0	0	0
Undervotes	4			1	1	2	0
Contest Totals	73			18	44	11	0

### DEM Attorney General

Vote For 1

	TOTAL	VOTE %		Election Day	Early Voting	Ballot By Mail	Provisional
Rochelle Mercedes Garza	34	50.00%	<div><div></div></div>	8	20	6	0
Joe Jaworski	34	50.00%	<div><div></div></div>	9	22	3	0
Total Votes Cast	68	100.00%	<div><div></div></div>	17	42	9	0
Overvotes	0			0	0	0	0
Undervotes	5			1	2	2	0
Contest Totals	73			18	44	11	0



## PCT 019

### DEM Comptroller of Public Accounts

Vote For 1

	TOTAL	VOTE %		Election Day	Early Voting	Ballot By Mail	Provision al
Angel Luis Vega	17	26.15%	<div><div></div></div>	4	8	5	0
Janet T. Dudding	48	73.85%	<div><div></div></div>	11	33	4	0
Total Votes Cast	65	100.00%	<div><div></div></div>	15	41	9	0
Overvotes	0			0	0	0	0
Undervotes	8			3	3	2	0
Contest Totals	73			18	44	11	0

### DEM Commissioner of the General Land Office

Vote For 1

	TOTAL	VOTE %		Election Day	Early Voting	Ballot By Mail	Provision al
Jay Kleberg	40	60.61%	<div><div></div></div>	7	30	3	0
Sandragrace Martinez	26	39.39%	<div><div></div></div>	8	12	6	0
Total Votes Cast	66	100.00%	<div><div></div></div>	15	42	9	0
Overvotes	0			0	0	0	0
Undervotes	7			3	2	2	0
Contest Totals	73			18	44	11	0

### DEM State Representative, District 70

Vote For 1

	TOTAL	VOTE %		Election Day	Early Voting	Ballot By Mail	Provision al
Mihaela Elizabeth Plesa	29	40.85%	<div><div></div></div>	9	20	0	0
Cassandra Garcia Hernandez	42	59.15%	<div><div></div></div>	9	24	9	0
Total Votes Cast	71	100.00%	<div><div></div></div>	18	44	9	0
Overvotes	0			0	0	0	0
Undervotes	2			0	0	2	0
Contest Totals	73			18	44	11	0

### DEM County Chair

Vote For 1

	TOTAL	VOTE %		Election Day	Early Voting	Ballot By Mail	Provision al
Caroline Werner	42	60.87%	<div><div></div></div>	10	30	2	0
Mike Rawlins	27	39.13%	<div><div></div></div>	6	14	7	0
Total Votes Cast	69	100.00%	<div><div></div></div>	16	44	9	0
Overvotes	0			0	0	0	0
Undervotes	4			2	0	2	0
Contest Totals	73			18	44	11	0

Summary Results Report  
Primary Runoff  
May 24th, 2022

Final Results  
SOVC  
COLLIN COUNTY

## PCT 020

### Statistics

	TOTAL	Election Day	Early Voting	Ballot By Mail	Provisional
Registered Voters - Total	891				
Ballots Cast - Total	113	63	43	7	0
Ballots Cast - Republican	104	63	39	2	0
Ballots Cast - Democratic	9	0	4	5	0
Voter Turnout - Total	12.68%				

#### REP Attorney General

Vote For 1

	TOTAL	VOTE %		Election Day	Early Voting	Ballot By Mail	Provisional
George P. Bush	23	22.12%	<div><div></div></div>	9	13	1	0
Ken Paxton	81	77.88%	<div><div></div></div>	54	26	1	0
Total Votes Cast	104	100.00%	<div><div></div></div>	63	39	2	0
Overvotes	0			0	0	0	0
Undervotes	0			0	0	0	0
Contest Totals	104			63	39	2	0

#### REP Commissioner of the General Land Office

Vote For 1

	TOTAL	VOTE %		Election Day	Early Voting	Ballot By Mail	Provisional
Tim Westley	28	28.87%	<div><div></div></div>	17	10	1	0
Dawn Buckingham	69	71.13%	<div><div></div></div>	41	27	1	0
Total Votes Cast	97	100.00%	<div><div></div></div>	58	37	2	0
Overvotes	0			0	0	0	0
Undervotes	7			5	2	0	0
Contest Totals	104			63	39	2	0

#### REP Railroad Commissioner

Vote For 1

	TOTAL	VOTE %		Election Day	Early Voting	Ballot By Mail	Provisional
Sarah Stogner	24	25.00%	<div><div></div></div>	10	13	1	0
Wayne Christian	72	75.00%	<div><div></div></div>	47	24	1	0
Total Votes Cast	96	100.00%	<div><div></div></div>	57	37	2	0
Overvotes	0			0	0	0	0
Undervotes	8			6	2	0	0
Contest Totals	104			63	39	2	0

#### REP State Representative, District 61

Vote For 1

	TOTAL	VOTE %		Election Day	Early Voting	Ballot By Mail	Provisional
Frederick Frazier	68	67.33%	<div><div></div></div>	39	29	0	0
Paul Chabot	33	32.67%	<div><div></div></div>	21	10	2	0
Total Votes Cast	101	100.00%	<div><div></div></div>	60	39	2	0
Overvotes	0			0	0	0	0
Undervotes	3			3	0	0	0
Contest Totals	104			63	39	2	0

## PCT 020

### REP Judge, County Court at Law No. 5

Vote For 1

	TOTAL	VOTE %		Election Day	Early Voting	Ballot By Mail	Provisional
Randy Johnson	55	60.44%	<div><div></div></div>	36	19	0	0
Jimmy Angelino	36	39.56%	<div><div></div></div>	17	17	2	0
Total Votes Cast	91	100.00%	<div><div></div></div>	53	36	2	0
Overvotes	0			0	0	0	0
Undervotes	13			10	3	0	0
Contest Totals	104			63	39	2	0

### REP District Clerk

Vote For 1

	TOTAL	VOTE %		Election Day	Early Voting	Ballot By Mail	Provisional
Mike Gould	50	52.08%	<div><div></div></div>	32	17	1	0
Lynne Finley	46	47.92%	<div><div></div></div>	25	20	1	0
Total Votes Cast	96	100.00%	<div><div></div></div>	57	37	2	0
Overvotes	0			0	0	0	0
Undervotes	8			6	2	0	0
Contest Totals	104			63	39	2	0

### REP Constable, Precinct 1

Vote For 1

	TOTAL	VOTE %		Election Day	Early Voting	Ballot By Mail	Provisional
Cris Trevino	33	34.74%	<div><div></div></div>	17	16	0	0
Matt Carpenter	62	65.26%	<div><div></div></div>	39	21	2	0
Total Votes Cast	95	100.00%	<div><div></div></div>	56	37	2	0
Overvotes	0			0	0	0	0
Undervotes	9			7	2	0	0
Contest Totals	104			63	39	2	0

### DEM Lieutenant Governor

Vote For 1

	TOTAL	VOTE %		Election Day	Early Voting	Ballot By Mail	Provisional
Michelle Beckley	1	11.11%	<div><div></div></div>	0	0	1	0
Mike Collier	8	88.89%	<div><div></div></div>	0	4	4	0
Total Votes Cast	9	100.00%	<div><div></div></div>	0	4	5	0
Overvotes	0			0	0	0	0
Undervotes	0			0	0	0	0
Contest Totals	9			0	4	5	0

## PCT 020

### DEM Attorney General

Vote For 1

	TOTAL	VOTE %		Election Day	Early Voting	Ballot By Mail	Provisional
Rochelle Mercedes Garza	3	33.33%	<div><div></div></div>	0	0	3	0
Joe Jaworski	6	66.67%	<div><div></div></div>	0	4	2	0
Total Votes Cast	9	100.00%	<div><div></div></div>	0	4	5	0
Overvotes	0			0	0	0	0
Undervotes	0			0	0	0	0
Contest Totals	9			0	4	5	0

### DEM Comptroller of Public Accounts

Vote For 1

	TOTAL	VOTE %		Election Day	Early Voting	Ballot By Mail	Provisional
Angel Luis Vega	1	11.11%	<div><div></div></div>	0	1	0	0
Janet T. Dudding	8	88.89%	<div><div></div></div>	0	3	5	0
Total Votes Cast	9	100.00%	<div><div></div></div>	0	4	5	0
Overvotes	0			0	0	0	0
Undervotes	0			0	0	0	0
Contest Totals	9			0	4	5	0

### DEM Commissioner of the General Land Office

Vote For 1

	TOTAL	VOTE %		Election Day	Early Voting	Ballot By Mail	Provisional
Jay Kleberg	8	88.89%	<div><div></div></div>	0	4	4	0
Sandragrace Martinez	1	11.11%	<div><div></div></div>	0	0	1	0
Total Votes Cast	9	100.00%	<div><div></div></div>	0	4	5	0
Overvotes	0			0	0	0	0
Undervotes	0			0	0	0	0
Contest Totals	9			0	4	5	0

### DEM County Chair

Vote For 1

	TOTAL	VOTE %		Election Day	Early Voting	Ballot By Mail	Provisional
Caroline Werner	2	22.22%	<div><div></div></div>	0	0	2	0
Mike Rawlins	7	77.78%	<div><div></div></div>	0	4	3	0
Total Votes Cast	9	100.00%	<div><div></div></div>	0	4	5	0
Overvotes	0			0	0	0	0
Undervotes	0			0	0	0	0
Contest Totals	9			0	4	5	0

## PCT 021

### Statistics

	TOTAL	Election Day	Early Voting	Ballot By Mail	Provisional
Registered Voters - Total	4,245				
Ballots Cast - Total	674	232	376	65	1
Ballots Cast - Republican	464	150	267	46	1
Ballots Cast - Democratic	210	82	109	19	0
Voter Turnout - Total	15.88%				

#### REP Attorney General

Vote For 1

	TOTAL	VOTE %		Election Day	Early Voting	Ballot By Mail	Provisional
George P. Bush	157	33.98%	<div><div></div></div>	58	77	21	1
Ken Paxton	305	66.02%	<div><div></div></div>	90	190	25	0
Total Votes Cast	462	100.00%	<div><div></div></div>	148	267	46	1
Overvotes	0			0	0	0	0
Undervotes	2			2	0	0	0
Contest Totals	464			150	267	46	1

#### REP Commissioner of the General Land Office

Vote For 1

	TOTAL	VOTE %		Election Day	Early Voting	Ballot By Mail	Provisional
Tim Westley	87	21.80%	<div><div></div></div>	39	38	10	0
Dawn Buckingham	312	78.20%	<div><div></div></div>	91	194	27	0
Total Votes Cast	399	100.00%	<div><div></div></div>	130	232	37	0
Overvotes	0			0	0	0	0
Undervotes	65			20	35	9	1
Contest Totals	464			150	267	46	1

#### REP Railroad Commissioner

Vote For 1

	TOTAL	VOTE %		Election Day	Early Voting	Ballot By Mail	Provisional
Sarah Stogner	137	33.09%	<div><div></div></div>	60	64	13	0
Wayne Christian	277	66.91%	<div><div></div></div>	75	172	30	0
Total Votes Cast	414	100.00%	<div><div></div></div>	135	236	43	0
Overvotes	0			0	0	0	0
Undervotes	50			15	31	3	1
Contest Totals	464			150	267	46	1

#### REP State Representative, District 70

Vote For 1

	TOTAL	VOTE %		Election Day	Early Voting	Ballot By Mail	Provisional
Jamee Jolly	238	52.31%	<div><div></div></div>	88	123	27	0
Eric J. Bowlin	217	47.69%	<div><div></div></div>	60	140	16	1
Total Votes Cast	455	100.00%	<div><div></div></div>	148	263	43	1
Overvotes	0			0	0	0	0
Undervotes	9			2	4	3	0
Contest Totals	464			150	267	46	1

## PCT 021

### REP Judge, County Court at Law No. 5

Vote For 1

	TOTAL	VOTE %		Election Day	Early Voting	Ballot By Mail	Provisional
Randy Johnson	241	59.51%	<div><div></div></div>	86	139	16	0
Jimmy Angelino	164	40.49%	<div><div></div></div>	45	99	20	0
Total Votes Cast	405	100.00%	<div><div></div></div>	131	238	36	0
Overvotes	0			0	0	0	0
Undervotes	59			19	29	10	1
Contest Totals	464			150	267	46	1

### REP District Clerk

Vote For 1

	TOTAL	VOTE %		Election Day	Early Voting	Ballot By Mail	Provisional
Mike Gould	224	56.42%	<div><div></div></div>	76	132	16	0
Lynne Finley	173	43.58%	<div><div></div></div>	52	99	22	0
Total Votes Cast	397	100.00%	<div><div></div></div>	128	231	38	0
Overvotes	0			0	0	0	0
Undervotes	67			22	36	8	1
Contest Totals	464			150	267	46	1

### REP Precinct Chair, Precinct 21

Vote For 1

	TOTAL	VOTE %		Election Day	Early Voting	Ballot By Mail	Provisional
Maria M. Garcia	156	47.42%	<div><div></div></div>	37	111	8	0
Beth Cline	173	52.58%	<div><div></div></div>	65	91	17	0
Total Votes Cast	329	100.00%	<div><div></div></div>	102	202	25	0
Overvotes	0			0	0	0	0
Undervotes	135			48	65	21	1
Contest Totals	464			150	267	46	1

### DEM Lieutenant Governor

Vote For 1

	TOTAL	VOTE %		Election Day	Early Voting	Ballot By Mail	Provisional
Michelle Beckley	66	32.67%	<div><div></div></div>	33	31	2	0
Mike Collier	136	67.33%	<div><div></div></div>	45	74	17	0
Total Votes Cast	202	100.00%	<div><div></div></div>	78	105	19	0
Overvotes	0			0	0	0	0
Undervotes	8			4	4	0	0
Contest Totals	210			82	109	19	0

## PCT 021

### DEM Attorney General

Vote For 1

	TOTAL	VOTE %		Election Day	Early Voting	Ballot By Mail	Provisional
Rochelle Mercedes Garza	93	45.81%	<div><div></div></div>	42	42	9	0
Joe Jaworski	110	54.19%	<div><div></div></div>	37	63	10	0
Total Votes Cast	203	100.00%	<div><div></div></div>	79	105	19	0
Overvotes	0			0	0	0	0
Undervotes	7			3	4	0	0
Contest Totals	210			82	109	19	0

### DEM Comptroller of Public Accounts

Vote For 1

	TOTAL	VOTE %		Election Day	Early Voting	Ballot By Mail	Provisional
Angel Luis Vega	46	23.59%	<div><div></div></div>	20	21	5	0
Janet T. Dudding	149	76.41%	<div><div></div></div>	53	82	14	0
Total Votes Cast	195	100.00%	<div><div></div></div>	73	103	19	0
Overvotes	0			0	0	0	0
Undervotes	15			9	6	0	0
Contest Totals	210			82	109	19	0

### DEM Commissioner of the General Land Office

Vote For 1

	TOTAL	VOTE %		Election Day	Early Voting	Ballot By Mail	Provisional
Jay Kleberg	132	67.01%	<div><div></div></div>	49	69	14	0
Sandrgrace Martinez	65	32.99%	<div><div></div></div>	27	35	3	0
Total Votes Cast	197	100.00%	<div><div></div></div>	76	104	17	0
Overvotes	0			0	0	0	0
Undervotes	13			6	5	2	0
Contest Totals	210			82	109	19	0

### DEM State Representative, District 70

Vote For 1

	TOTAL	VOTE %		Election Day	Early Voting	Ballot By Mail	Provisional
Mihaela Elizabeth Plesa	123	59.42%	<div><div></div></div>	54	64	5	0
Cassandra Garcia Hernandez	84	40.58%	<div><div></div></div>	28	43	13	0
Total Votes Cast	207	100.00%	<div><div></div></div>	82	107	18	0
Overvotes	0			0	0	0	0
Undervotes	3			0	2	1	0
Contest Totals	210			82	109	19	0

PCT 021

DEM County Chair							
Vote For 1							
	TOTAL	VOTE %		Election Day	Early Voting	Ballot By Mail	Provision al
Caroline Werner	109	53.69%	<div><div></div><div></div></div>	50	55	4	0
Mike Rawlins	94	46.31%	<div><div></div><div></div></div>	27	52	15	0
Total Votes Cast	203	100.00%	<div><div></div></div>	77	107	19	0
Overvotes	0			0	0	0	0
Undervotes	7			5	2	0	0
Contest Totals	210			82	109	19	0



## PCT 022

### Statistics

	TOTAL	Election Day	Early Voting	Ballot By Mail	Provisional
Registered Voters - Total	4,330				
Ballots Cast - Total	323	178	110	35	0
Ballots Cast - Republican	277	157	96	24	0
Ballots Cast - Democratic	46	21	14	11	0
Voter Turnout - Total	7.46%				

#### REP Attorney General

Vote For 1

	TOTAL	VOTE %		Election Day	Early Voting	Ballot By Mail	Provisional
George P. Bush	72	26.09%	<div><div></div></div>	35	28	9	0
Ken Paxton	204	73.91%	<div><div></div></div>	122	67	15	0
Total Votes Cast	276	100.00%	<div><div></div></div>	157	95	24	0
Overvotes	0			0	0	0	0
Undervotes	1			0	1	0	0
Contest Totals	277			157	96	24	0

#### REP Commissioner of the General Land Office

Vote For 1

	TOTAL	VOTE %		Election Day	Early Voting	Ballot By Mail	Provisional
Tim Westley	73	28.74%	<div><div></div></div>	39	23	11	0
Dawn Buckingham	181	71.26%	<div><div></div></div>	102	67	12	0
Total Votes Cast	254	100.00%	<div><div></div></div>	141	90	23	0
Overvotes	0			0	0	0	0
Undervotes	23			16	6	1	0
Contest Totals	277			157	96	24	0

#### REP Railroad Commissioner

Vote For 1

	TOTAL	VOTE %		Election Day	Early Voting	Ballot By Mail	Provisional
Sarah Stogner	89	34.36%	<div><div></div></div>	61	23	5	0
Wayne Christian	170	65.64%	<div><div></div></div>	85	68	17	0
Total Votes Cast	259	100.00%	<div><div></div></div>	146	91	22	0
Overvotes	0			0	0	0	0
Undervotes	18			11	5	2	0
Contest Totals	277			157	96	24	0

#### REP Judge, County Court at Law No. 5

Vote For 1

	TOTAL	VOTE %		Election Day	Early Voting	Ballot By Mail	Provisional
Randy Johnson	159	65.43%	<div><div></div></div>	84	55	20	0
Jimmy Angelino	84	34.57%	<div><div></div></div>	49	33	2	0
Total Votes Cast	243	100.00%	<div><div></div></div>	133	88	22	0
Overvotes	0			0	0	0	0
Undervotes	34			24	8	2	0
Contest Totals	277			157	96	24	0

Summary Results Report  
Primary Runoff  
May 24th, 2022

Final Results  
SOVC  
COLLIN COUNTY

## PCT 022

### REP District Clerk

Vote For 1

	TOTAL	VOTE %		Election Day	Early Voting	Ballot By Mail	Provisional
Mike Gould	123	52.34%	<div><div></div></div>	76	44	3	0
Lynne Finley	112	47.66%	<div><div></div></div>	54	43	15	0
Total Votes Cast	235	100.00%	<div><div></div></div>	130	87	18	0
Overvotes	0			0	0	0	0
Undervotes	42			27	9	6	0
Contest Totals	277			157	96	24	0

### DEM Lieutenant Governor

Vote For 1

	TOTAL	VOTE %		Election Day	Early Voting	Ballot By Mail	Provisional
Michelle Beckley	25	55.56%	<div><div></div></div>	11	9	5	0
Mike Collier	20	44.44%	<div><div></div></div>	10	5	5	0
Total Votes Cast	45	100.00%	<div><div></div></div>	21	14	10	0
Overvotes	0			0	0	0	0
Undervotes	1			0	0	1	0
Contest Totals	46			21	14	11	0

### DEM Attorney General

Vote For 1

	TOTAL	VOTE %		Election Day	Early Voting	Ballot By Mail	Provisional
Rochelle Mercedes Garza	31	70.45%	<div><div></div></div>	16	9	6	0
Joe Jaworski	13	29.55%	<div><div></div></div>	5	4	4	0
Total Votes Cast	44	100.00%	<div><div></div></div>	21	13	10	0
Overvotes	0			0	0	0	0
Undervotes	2			0	1	1	0
Contest Totals	46			21	14	11	0

### DEM Comptroller of Public Accounts

Vote For 1

	TOTAL	VOTE %		Election Day	Early Voting	Ballot By Mail	Provisional
Angel Luis Vega	9	20.45%	<div><div></div></div>	5	3	1	0
Janet T. Dudding	35	79.55%	<div><div></div></div>	16	10	9	0
Total Votes Cast	44	100.00%	<div><div></div></div>	21	13	10	0
Overvotes	0			0	0	0	0
Undervotes	2			0	1	1	0
Contest Totals	46			21	14	11	0

## PCT 022

### DEM Commissioner of the General Land Office

Vote For 1

	TOTAL	VOTE %		Election Day	Early Voting	Ballot By Mail	Provision al
Jay Kleberg	26	59.09%	<div><div></div></div>	11	8	7	0
Sandragrace Martinez	18	40.91%	<div><div></div></div>	10	5	3	0
Total Votes Cast	44	100.00%	<div><div></div></div>	21	13	10	0
Overvotes	0			0	0	0	0
Undervotes	2			0	1	1	0
Contest Totals	46			21	14	11	0

### DEM County Chair

Vote For 1

	TOTAL	VOTE %		Election Day	Early Voting	Ballot By Mail	Provision al
Caroline Werner	27	61.36%	<div><div></div></div>	13	10	4	0
Mike Rawlins	17	38.64%	<div><div></div></div>	7	4	6	0
Total Votes Cast	44	100.00%	<div><div></div></div>	20	14	10	0
Overvotes	0			0	0	0	0
Undervotes	2			1	0	1	0
Contest Totals	46			21	14	11	0

## PCT 023

### Statistics

	TOTAL	Election Day	Early Voting	Ballot By Mail	Provisional
Registered Voters - Total	3,000				
Ballots Cast - Total	79	30	38	11	0
Ballots Cast - Republican	35	11	19	5	0
Ballots Cast - Democratic	44	19	19	6	0
Voter Turnout - Total	2.63%				

#### REP United States Representative, District 32

Vote For 1

	TOTAL	VOTE %		Election Day	Early Voting	Ballot By Mail	Provisional
Justin Webb	18	58.06%	<div><div></div></div>	6	10	2	0
Antonio Swad	13	41.94%	<div><div></div></div>	4	6	3	0
Total Votes Cast	31	100.00%	<div><div></div></div>	10	16	5	0
Overvotes	0			0	0	0	0
Undervotes	4			1	3	0	0
Contest Totals	35			11	19	5	0

#### REP Attorney General

Vote For 1

	TOTAL	VOTE %		Election Day	Early Voting	Ballot By Mail	Provisional
George P. Bush	11	31.43%	<div><div></div></div>	6	1	4	0
Ken Paxton	24	68.57%	<div><div></div></div>	5	18	1	0
Total Votes Cast	35	100.00%	<div><div></div></div>	11	19	5	0
Overvotes	0			0	0	0	0
Undervotes	0			0	0	0	0
Contest Totals	35			11	19	5	0

#### REP Commissioner of the General Land Office

Vote For 1

	TOTAL	VOTE %		Election Day	Early Voting	Ballot By Mail	Provisional
Tim Westley	9	27.27%	<div><div></div></div>	2	4	3	0
Dawn Buckingham	24	72.73%	<div><div></div></div>	7	15	2	0
Total Votes Cast	33	100.00%	<div><div></div></div>	9	19	5	0
Overvotes	0			0	0	0	0
Undervotes	2			2	0	0	0
Contest Totals	35			11	19	5	0

#### REP Railroad Commissioner

Vote For 1

	TOTAL	VOTE %		Election Day	Early Voting	Ballot By Mail	Provisional
Sarah Stogner	12	35.29%	<div><div></div></div>	8	2	2	0
Wayne Christian	22	64.71%	<div><div></div></div>	3	16	3	0
Total Votes Cast	34	100.00%	<div><div></div></div>	11	18	5	0
Overvotes	0			0	0	0	0
Undervotes	1			0	1	0	0
Contest Totals	35			11	19	5	0

## PCT 023

### REP Judge, County Court at Law No. 5

Vote For 1

	TOTAL	VOTE %		Election Day	Early Voting	Ballot By Mail	Provisional
Randy Johnson	16	51.61%	<div><div></div></div>	4	9	3	0
Jimmy Angelino	15	48.39%	<div><div></div></div>	6	7	2	0
Total Votes Cast	31	100.00%	<div><div></div></div>	10	16	5	0
Overvotes	0			0	0	0	0
Undervotes	4			1	3	0	0
Contest Totals	35			11	19	5	0

### REP District Clerk

Vote For 1

	TOTAL	VOTE %		Election Day	Early Voting	Ballot By Mail	Provisional
Mike Gould	14	48.28%	<div><div></div></div>	4	9	1	0
Lynne Finley	15	51.72%	<div><div></div></div>	4	7	4	0
Total Votes Cast	29	100.00%	<div><div></div></div>	8	16	5	0
Overvotes	0			0	0	0	0
Undervotes	6			3	3	0	0
Contest Totals	35			11	19	5	0

### DEM Lieutenant Governor

Vote For 1

	TOTAL	VOTE %		Election Day	Early Voting	Ballot By Mail	Provisional
Michelle Beckley	25	58.14%	<div><div></div></div>	10	12	3	0
Mike Collier	18	41.86%	<div><div></div></div>	9	6	3	0
Total Votes Cast	43	100.00%	<div><div></div></div>	19	18	6	0
Overvotes	0			0	0	0	0
Undervotes	1			0	1	0	0
Contest Totals	44			19	19	6	0

### DEM Attorney General

Vote For 1

	TOTAL	VOTE %		Election Day	Early Voting	Ballot By Mail	Provisional
Rochelle Mercedes Garza	35	81.40%	<div><div></div></div>	14	17	4	0
Joe Jaworski	8	18.60%	<div><div></div></div>	4	2	2	0
Total Votes Cast	43	100.00%	<div><div></div></div>	18	19	6	0
Overvotes	0			0	0	0	0
Undervotes	1			1	0	0	0
Contest Totals	44			19	19	6	0

## PCT 023

### DEM Comptroller of Public Accounts

Vote For 1

	TOTAL	VOTE %		Election Day	Early Voting	Ballot By Mail	Provision al
Angel Luis Vega	12	28.57%	<div><div></div></div>	6	5	1	0
Janet T. Dudding	30	71.43%	<div><div></div></div>	12	13	5	0
Total Votes Cast	42	100.00%	<div><div></div></div>	18	18	6	0
Overvotes	0			0	0	0	0
Undervotes	2			1	1	0	0
Contest Totals	44			19	19	6	0

### DEM Commissioner of the General Land Office

Vote For 1

	TOTAL	VOTE %		Election Day	Early Voting	Ballot By Mail	Provision al
Jay Kleberg	27	64.29%	<div><div></div></div>	12	11	4	0
Sandragrace Martinez	15	35.71%	<div><div></div></div>	6	7	2	0
Total Votes Cast	42	100.00%	<div><div></div></div>	18	18	6	0
Overvotes	0			0	0	0	0
Undervotes	2			1	1	0	0
Contest Totals	44			19	19	6	0

### DEM County Chair

Vote For 1

	TOTAL	VOTE %		Election Day	Early Voting	Ballot By Mail	Provision al
Caroline Werner	30	68.18%	<div><div></div></div>	15	12	3	0
Mike Rawlins	14	31.82%	<div><div></div></div>	4	7	3	0
Total Votes Cast	44	100.00%	<div><div></div></div>	19	19	6	0
Overvotes	0			0	0	0	0
Undervotes	0			0	0	0	0
Contest Totals	44			19	19	6	0




## PCT 024

### Statistics

	TOTAL	Election Day	Early Voting	Ballot By Mail	Provisional
Registered Voters - Total	2,330				
Ballots Cast - Total	142	54	76	12	0
Ballots Cast - Republican	75	28	44	3	0
Ballots Cast - Democratic	67	26	32	9	0
Voter Turnout - Total	6.09%				




#### REP Attorney General

Vote For 1

	TOTAL	VOTE %	Election Day	Early Voting	Ballot By Mail	Provisional
George P. Bush	24	32.88% 	9	13	2	0
Ken Paxton	49	67.12% 	19	29	1	0
Total Votes Cast	73	100.00% 	28	42	3	0
Overvotes	0		0	0	0	0
Undervotes	2		0	2	0	0
Contest Totals	75		28	44	3	0




#### REP Commissioner of the General Land Office

Vote For 1

	TOTAL	VOTE %	Election Day	Early Voting	Ballot By Mail	Provisional
Tim Westley	25	37.31% 	13	12	0	0
Dawn Buckingham	42	62.69% 	13	27	2	0
Total Votes Cast	67	100.00% 	26	39	2	0
Overvotes	0		0	0	0	0
Undervotes	8		2	5	1	0
Contest Totals	75		28	44	3	0




#### REP Railroad Commissioner

Vote For 1

	TOTAL	VOTE %	Election Day	Early Voting	Ballot By Mail	Provisional
Sarah Stogner	30	43.48% 	15	15	0	0
Wayne Christian	39	56.52% 	12	25	2	0
Total Votes Cast	69	100.00% 	27	40	2	0
Overvotes	0		0	0	0	0
Undervotes	6		1	4	1	0
Contest Totals	75		28	44	3	0

#### REP State Representative, District 70

Vote For 1

	TOTAL	VOTE %	Election Day	Early Voting	Ballot By Mail	Provisional
Jamee Jolly	39	52.70% 	15	21	3	0
Eric J. Bowlin	35	47.30% 	13	22	0	0
Total Votes Cast	74	100.00% 	28	43	3	0
Overvotes	0		0	0	0	0
Undervotes	1		0	1	0	0
Contest Totals	75		28	44	3	0

## PCT 024

### REP Judge, County Court at Law No. 5

Vote For 1

	TOTAL	VOTE %		Election Day	Early Voting	Ballot By Mail	Provision al
Randy Johnson	46	74.19%	<div><div></div></div>	19	26	1	0
Jimmy Angelino	16	25.81%	<div><div></div></div>	6	10	0	0
Total Votes Cast	62	100.00%	<div><div></div></div>	25	36	1	0
Overvotes	0			0	0	0	0
Undervotes	13			3	8	2	0
Contest Totals	75			28	44	3	0

### REP District Clerk

Vote For 1

	TOTAL	VOTE %		Election Day	Early Voting	Ballot By Mail	Provision al
Mike Gould	29	50.00%	<div><div></div></div>	13	15	1	0
Lynne Finley	29	50.00%	<div><div></div></div>	10	19	0	0
Total Votes Cast	58	100.00%	<div><div></div></div>	23	34	1	0
Overvotes	0			0	0	0	0
Undervotes	17			5	10	2	0
Contest Totals	75			28	44	3	0

### DEM Lieutenant Governor

Vote For 1

	TOTAL	VOTE %		Election Day	Early Voting	Ballot By Mail	Provision al
Michelle Beckley	27	40.91%	<div><div></div></div>	13	9	5	0
Mike Collier	39	59.09%	<div><div></div></div>	12	23	4	0
Total Votes Cast	66	100.00%	<div><div></div></div>	25	32	9	0
Overvotes	0			0	0	0	0
Undervotes	1			1	0	0	0
Contest Totals	67			26	32	9	0

### DEM Attorney General

Vote For 1

	TOTAL	VOTE %		Election Day	Early Voting	Ballot By Mail	Provision al
Rochelle Mercedes Garza	43	65.15%	<div><div></div></div>	17	19	7	0
Joe Jaworski	23	34.85%	<div><div></div></div>	8	13	2	0
Total Votes Cast	66	100.00%	<div><div></div></div>	25	32	9	0
Overvotes	0			0	0	0	0
Undervotes	1			1	0	0	0
Contest Totals	67			26	32	9	0



## PCT 024

### DEM Comptroller of Public Accounts

Vote For 1

	TOTAL	VOTE %		Election Day	Early Voting	Ballot By Mail	Provisional
Angel Luis Vega	21	34.43%	<div><div></div></div>	10	10	1	0
Janet T. Dudding	40	65.57%	<div><div></div></div>	13	20	7	0
Total Votes Cast	61	100.00%	<div><div></div></div>	23	30	8	0
Overvotes	0			0	0	0	0
Undervotes	6			3	2	1	0
Contest Totals	67			26	32	9	0

### DEM Commissioner of the General Land Office

Vote For 1

	TOTAL	VOTE %		Election Day	Early Voting	Ballot By Mail	Provisional
Jay Kleberg	34	53.12%	<div><div></div></div>	16	14	4	0
Sandragrace Martinez	30	46.88%	<div><div></div></div>	9	16	5	0
Total Votes Cast	64	100.00%	<div><div></div></div>	25	30	9	0
Overvotes	0			0	0	0	0
Undervotes	3			1	2	0	0
Contest Totals	67			26	32	9	0

### DEM State Representative, District 70

Vote For 1

	TOTAL	VOTE %		Election Day	Early Voting	Ballot By Mail	Provisional
Mihaela Elizabeth Plesa	43	64.18%	<div><div></div></div>	20	21	2	0
Cassandra Garcia Hernandez	24	35.82%	<div><div></div></div>	6	11	7	0
Total Votes Cast	67	100.00%	<div><div></div></div>	26	32	9	0
Overvotes	0			0	0	0	0
Undervotes	0			0	0	0	0
Contest Totals	67			26	32	9	0

### DEM County Chair

Vote For 1

	TOTAL	VOTE %		Election Day	Early Voting	Ballot By Mail	Provisional
Caroline Werner	37	56.92%	<div><div></div></div>	21	14	2	0
Mike Rawlins	28	43.08%	<div><div></div></div>	5	16	7	0
Total Votes Cast	65	100.00%	<div><div></div></div>	26	30	9	0
Overvotes	0			0	0	0	0
Undervotes	2			0	2	0	0
Contest Totals	67			26	32	9	0

## PCT 025

### Statistics

	TOTAL	Election Day	Early Voting	Ballot By Mail	Provisional
Registered Voters - Total	3,857				
Ballots Cast - Total	272	141	119	11	1
Ballots Cast - Republican	185	100	74	10	1
Ballots Cast - Democratic	87	41	45	1	0
Voter Turnout - Total	7.05%				

#### REP Attorney General

Vote For 1

	TOTAL	VOTE %		Election Day	Early Voting	Ballot By Mail	Provisional
George P. Bush	76	41.08%	<div><div></div></div>	35	38	2	1
Ken Paxton	109	58.92%	<div><div></div></div>	65	36	8	0
Total Votes Cast	185	100.00%	<div><div></div></div>	100	74	10	1
Overvotes	0			0	0	0	0
Undervotes	0			0	0	0	0
Contest Totals	185			100	74	10	1

#### REP Commissioner of the General Land Office

Vote For 1

	TOTAL	VOTE %		Election Day	Early Voting	Ballot By Mail	Provisional
Tim Westley	44	26.99%	<div><div></div></div>	25	16	3	0
Dawn Buckingham	119	73.01%	<div><div></div></div>	60	54	5	0
Total Votes Cast	163	100.00%	<div><div></div></div>	85	70	8	0
Overvotes	0			0	0	0	0
Undervotes	22			15	4	2	1
Contest Totals	185			100	74	10	1

#### REP Railroad Commissioner

Vote For 1

	TOTAL	VOTE %		Election Day	Early Voting	Ballot By Mail	Provisional
Sarah Stogner	78	44.57%	<div><div></div></div>	36	40	2	0
Wayne Christian	97	55.43%	<div><div></div></div>	58	32	6	1
Total Votes Cast	175	100.00%	<div><div></div></div>	94	72	8	1
Overvotes	0			0	0	0	0
Undervotes	10			6	2	2	0
Contest Totals	185			100	74	10	1

#### REP Judge, County Court at Law No. 5

Vote For 1

	TOTAL	VOTE %		Election Day	Early Voting	Ballot By Mail	Provisional
Randy Johnson	110	70.06%	<div><div></div></div>	54	50	6	0
Jimmy Angelino	47	29.94%	<div><div></div></div>	28	17	2	0
Total Votes Cast	157	100.00%	<div><div></div></div>	82	67	8	0
Overvotes	0			0	0	0	0
Undervotes	28			18	7	2	1
Contest Totals	185			100	74	10	1

Summary Results Report  
Primary Runoff  
May 24th, 2022

Final Results  
SOVC  
COLLIN COUNTY

## PCT 025

### REP District Clerk

Vote For 1

	TOTAL	VOTE %		Election Day	Early Voting	Ballot By Mail	Provisional
Mike Gould	71	44.10%	<div><div></div></div>	37	27	7	0
Lynne Finley	90	55.90%	<div><div></div></div>	48	41	1	0
Total Votes Cast	161	100.00%	<div><div></div></div>	85	68	8	0
Overvotes	0			0	0	0	0
Undervotes	24			15	6	2	1
Contest Totals	185			100	74	10	1

### DEM Lieutenant Governor

Vote For 1

	TOTAL	VOTE %		Election Day	Early Voting	Ballot By Mail	Provisional
Michelle Beckley	26	30.23%	<div><div></div></div>	13	13	0	0
Mike Collier	60	69.77%	<div><div></div></div>	28	31	1	0
Total Votes Cast	86	100.00%	<div><div></div></div>	41	44	1	0
Overvotes	0			0	0	0	0
Undervotes	1			0	1	0	0
Contest Totals	87			41	45	1	0

### DEM Attorney General

Vote For 1

	TOTAL	VOTE %		Election Day	Early Voting	Ballot By Mail	Provisional
Rochelle Mercedes Garza	52	60.47%	<div><div></div></div>	27	24	1	0
Joe Jaworski	34	39.53%	<div><div></div></div>	14	20	0	0
Total Votes Cast	86	100.00%	<div><div></div></div>	41	44	1	0
Overvotes	0			0	0	0	0
Undervotes	1			0	1	0	0
Contest Totals	87			41	45	1	0

### DEM Comptroller of Public Accounts

Vote For 1

	TOTAL	VOTE %		Election Day	Early Voting	Ballot By Mail	Provisional
Angel Luis Vega	21	24.42%	<div><div></div></div>	12	9	0	0
Janet T. Dudding	65	75.58%	<div><div></div></div>	29	35	1	0
Total Votes Cast	86	100.00%	<div><div></div></div>	41	44	1	0
Overvotes	0			0	0	0	0
Undervotes	1			0	1	0	0
Contest Totals	87			41	45	1	0

## PCT 025

### DEM Commissioner of the General Land Office

Vote For 1

	TOTAL	VOTE %		Election Day	Early Voting	Ballot By Mail	Provisional
Jay Kleberg	61	70.93%	<div><div></div></div>	33	27	1	0
Sandragrace Martinez	25	29.07%	<div><div></div></div>	8	17	0	0
Total Votes Cast	86	100.00%	<div><div></div></div>	41	44	1	0
Overvotes	0			0	0	0	0
Undervotes	1			0	1	0	0
Contest Totals	87			41	45	1	0

### DEM County Chair

Vote For 1

	TOTAL	VOTE %		Election Day	Early Voting	Ballot By Mail	Provisional
Caroline Werner	46	54.76%	<div><div></div></div>	24	22	0	0
Mike Rawlins	38	45.24%	<div><div></div></div>	15	22	1	0
Total Votes Cast	84	100.00%	<div><div></div></div>	39	44	1	0
Overvotes	0			0	0	0	0
Undervotes	3			2	1	0	0
Contest Totals	87			41	45	1	0

## PCT 026

### Statistics

	TOTAL	Election Day	Early Voting	Ballot By Mail	Provisional
Registered Voters - Total	1,273				
Ballots Cast - Total	152	59	76	17	0
Ballots Cast - Republican	96	40	49	7	0
Ballots Cast - Democratic	56	19	27	10	0
Voter Turnout - Total	11.94%				

#### REP United States Representative, District 32

Vote For 1

	TOTAL	VOTE %		Election Day	Early Voting	Ballot By Mail	Provisional
Justin Webb	41	47.13%	<div><div></div></div>	17	22	2	0
Antonio Swad	46	52.87%	<div><div></div></div>	18	25	3	0
Total Votes Cast	87	100.00%	<div><div></div></div>	35	47	5	0
Overvotes	0			0	0	0	0
Undervotes	9			5	2	2	0
Contest Totals	96			40	49	7	0

#### REP Attorney General

Vote For 1

	TOTAL	VOTE %		Election Day	Early Voting	Ballot By Mail	Provisional
George P. Bush	33	34.38%	<div><div></div></div>	9	20	4	0
Ken Paxton	63	65.62%	<div><div></div></div>	31	29	3	0
Total Votes Cast	96	100.00%	<div><div></div></div>	40	49	7	0
Overvotes	0			0	0	0	0
Undervotes	0			0	0	0	0
Contest Totals	96			40	49	7	0

#### REP Commissioner of the General Land Office

Vote For 1

	TOTAL	VOTE %		Election Day	Early Voting	Ballot By Mail	Provisional
Tim Westley	28	32.94%	<div><div></div></div>	11	14	3	0
Dawn Buckingham	57	67.06%	<div><div></div></div>	24	31	2	0
Total Votes Cast	85	100.00%	<div><div></div></div>	35	45	5	0
Overvotes	0			0	0	0	0
Undervotes	11			5	4	2	0
Contest Totals	96			40	49	7	0

#### REP Railroad Commissioner

Vote For 1

	TOTAL	VOTE %		Election Day	Early Voting	Ballot By Mail	Provisional
Sarah Stogner	38	43.68%	<div><div></div></div>	11	25	2	0
Wayne Christian	49	56.32%	<div><div></div></div>	27	19	3	0
Total Votes Cast	87	100.00%	<div><div></div></div>	38	44	5	0
Overvotes	0			0	0	0	0
Undervotes	9			2	5	2	0
Contest Totals	96			40	49	7	0

## PCT 026

### REP State Representative, District 70

Vote For 1

	TOTAL	VOTE %		Election Day	Early Voting	Ballot By Mail	Provisional
Jamee Jolly	52	56.52%	<div><div></div></div>	19	29	4	0
Eric J. Bowlin	40	43.48%	<div><div></div></div>	19	19	2	0
Total Votes Cast	92	100.00%	<div><div></div></div>	38	48	6	0
Overvotes	0			0	0	0	0
Undervotes	4			2	1	1	0
Contest Totals	96			40	49	7	0

### REP Judge, County Court at Law No. 5

Vote For 1

	TOTAL	VOTE %		Election Day	Early Voting	Ballot By Mail	Provisional
Randy Johnson	55	65.48%	<div><div></div></div>	19	30	6	0
Jimmy Angelino	29	34.52%	<div><div></div></div>	14	15	0	0
Total Votes Cast	84	100.00%	<div><div></div></div>	33	45	6	0
Overvotes	0			0	0	0	0
Undervotes	12			7	4	1	0
Contest Totals	96			40	49	7	0

### REP District Clerk

Vote For 1

	TOTAL	VOTE %		Election Day	Early Voting	Ballot By Mail	Provisional
Mike Gould	45	53.57%	<div><div></div></div>	17	25	3	0
Lynne Finley	39	46.43%	<div><div></div></div>	17	20	2	0
Total Votes Cast	84	100.00%	<div><div></div></div>	34	45	5	0
Overvotes	0			0	0	0	0
Undervotes	12			6	4	2	0
Contest Totals	96			40	49	7	0

### DEM Lieutenant Governor

Vote For 1

	TOTAL	VOTE %		Election Day	Early Voting	Ballot By Mail	Provisional
Michelle Beckley	22	40.00%	<div><div></div></div>	8	13	1	0
Mike Collier	33	60.00%	<div><div></div></div>	11	13	9	0
Total Votes Cast	55	100.00%	<div><div></div></div>	19	26	10	0
Overvotes	0			0	0	0	0
Undervotes	1			0	1	0	0
Contest Totals	56			19	27	10	0

## PCT 026

### DEM Attorney General

Vote For 1

	TOTAL	VOTE %		Election Day	Early Voting	Ballot By Mail	Provisional
Rochelle Mercedes Garza	30	53.57%	<div><div></div></div>	7	17	6	0
Joe Jaworski	26	46.43%	<div><div></div></div>	12	10	4	0
Total Votes Cast	56	100.00%	<div><div></div></div>	19	27	10	0
Overvotes	0			0	0	0	0
Undervotes	0			0	0	0	0
Contest Totals	56			19	27	10	0

### DEM Comptroller of Public Accounts

Vote For 1

	TOTAL	VOTE %		Election Day	Early Voting	Ballot By Mail	Provisional
Angel Luis Vega	19	35.19%	<div><div></div></div>	5	10	4	0
Janet T. Dudding	35	64.81%	<div><div></div></div>	14	15	6	0
Total Votes Cast	54	100.00%	<div><div></div></div>	19	25	10	0
Overvotes	0			0	0	0	0
Undervotes	2			0	2	0	0
Contest Totals	56			19	27	10	0

### DEM Commissioner of the General Land Office

Vote For 1

	TOTAL	VOTE %		Election Day	Early Voting	Ballot By Mail	Provisional
Jay Kleberg	36	65.45%	<div><div></div></div>	14	12	10	0
Sandragrace Martinez	19	34.55%	<div><div></div></div>	5	14	0	0
Total Votes Cast	55	100.00%	<div><div></div></div>	19	26	10	0
Overvotes	0			0	0	0	0
Undervotes	1			0	1	0	0
Contest Totals	56			19	27	10	0

### DEM State Representative, District 70

Vote For 1

	TOTAL	VOTE %		Election Day	Early Voting	Ballot By Mail	Provisional
Mihaela Elizabeth Plesa	29	51.79%	<div><div></div></div>	12	13	4	0
Cassandra Garcia Hernandez	27	48.21%	<div><div></div></div>	7	14	6	0
Total Votes Cast	56	100.00%	<div><div></div></div>	19	27	10	0
Overvotes	0			0	0	0	0
Undervotes	0			0	0	0	0
Contest Totals	56			19	27	10	0

PCT 026

DEM County Chair							
Vote For 1							
	TOTAL	VOTE %		Election Day	Early Voting	Ballot By Mail	Provision al
Caroline Werner	31	58.49%	<div><div></div></div>	12	14	5	0
Mike Rawlins	22	41.51%	<div><div></div></div>	6	11	5	0
Total Votes Cast	53	100.00%	<div><div></div></div>	18	25	10	0
Overvotes	0			0	0	0	0
Undervotes	3			1	2	0	0
Contest Totals	56			19	27	10	0



## PCT 027

### Statistics

	TOTAL	Election Day	Early Voting	Ballot By Mail	Provisional
Registered Voters - Total	2,710				
Ballots Cast - Total	138	69	55	14	0
Ballots Cast - Republican	97	45	42	10	0
Ballots Cast - Democratic	41	24	13	4	0
Voter Turnout - Total	5.09%				

#### REP Attorney General

Vote For 1

	TOTAL	VOTE %		Election Day	Early Voting	Ballot By Mail	Provisional
George P. Bush	31	32.63%	<div><div></div></div>	10	17	4	0
Ken Paxton	64	67.37%	<div><div></div></div>	34	24	6	0
Total Votes Cast	95	100.00%	<div><div></div></div>	44	41	10	0
Overvotes	0			0	0	0	0
Undervotes	2			1	1	0	0
Contest Totals	97			45	42	10	0

#### REP Commissioner of the General Land Office

Vote For 1

	TOTAL	VOTE %		Election Day	Early Voting	Ballot By Mail	Provisional
Tim Westley	19	21.35%	<div><div></div></div>	12	4	3	0
Dawn Buckingham	70	78.65%	<div><div></div></div>	29	34	7	0
Total Votes Cast	89	100.00%	<div><div></div></div>	41	38	10	0
Overvotes	0			0	0	0	0
Undervotes	8			4	4	0	0
Contest Totals	97			45	42	10	0

#### REP Railroad Commissioner

Vote For 1

	TOTAL	VOTE %		Election Day	Early Voting	Ballot By Mail	Provisional
Sarah Stogner	31	33.33%	<div><div></div></div>	17	10	4	0
Wayne Christian	62	66.67%	<div><div></div></div>	26	30	6	0
Total Votes Cast	93	100.00%	<div><div></div></div>	43	40	10	0
Overvotes	0			0	0	0	0
Undervotes	4			2	2	0	0
Contest Totals	97			45	42	10	0

#### REP Judge, County Court at Law No. 5

Vote For 1

	TOTAL	VOTE %		Election Day	Early Voting	Ballot By Mail	Provisional
Randy Johnson	50	55.56%	<div><div></div></div>	27	14	9	0
Jimmy Angelino	40	44.44%	<div><div></div></div>	17	22	1	0
Total Votes Cast	90	100.00%	<div><div></div></div>	44	36	10	0
Overvotes	0			0	0	0	0
Undervotes	7			1	6	0	0
Contest Totals	97			45	42	10	0

Summary Results Report  
Primary Runoff  
May 24th, 2022

Final Results  
SOVC  
COLLIN COUNTY

## PCT 027

### REP District Clerk

Vote For 1

	TOTAL	VOTE %		Election Day	Early Voting	Ballot By Mail	Provision al
Mike Gould	42	48.28%	<div><div></div></div>	21	17	4	0
Lynne Finley	45	51.72%	<div><div></div></div>	20	19	6	0
Total Votes Cast	87	100.00%	<div><div></div></div>	41	36	10	0
Overvotes	0			0	0	0	0
Undervotes	10			4	6	0	0
Contest Totals	97			45	42	10	0

### DEM Lieutenant Governor

Vote For 1

	TOTAL	VOTE %		Election Day	Early Voting	Ballot By Mail	Provision al
Michelle Beckley	24	58.54%	<div><div></div></div>	13	8	3	0
Mike Collier	17	41.46%	<div><div></div></div>	11	5	1	0
Total Votes Cast	41	100.00%	<div><div></div></div>	24	13	4	0
Overvotes	0			0	0	0	0
Undervotes	0			0	0	0	0
Contest Totals	41			24	13	4	0

### DEM Attorney General

Vote For 1

	TOTAL	VOTE %		Election Day	Early Voting	Ballot By Mail	Provision al
Rochelle Mercedes Garza	30	73.17%	<div><div></div></div>	20	7	3	0
Joe Jaworski	11	26.83%	<div><div></div></div>	4	6	1	0
Total Votes Cast	41	100.00%	<div><div></div></div>	24	13	4	0
Overvotes	0			0	0	0	0
Undervotes	0			0	0	0	0
Contest Totals	41			24	13	4	0

### DEM Comptroller of Public Accounts

Vote For 1

	TOTAL	VOTE %		Election Day	Early Voting	Ballot By Mail	Provision al
Angel Luis Vega	12	30.00%	<div><div></div></div>	9	3	0	0
Janet T. Dudding	28	70.00%	<div><div></div></div>	15	10	3	0
Total Votes Cast	40	100.00%	<div><div></div></div>	24	13	3	0
Overvotes	0			0	0	0	0
Undervotes	1			0	0	1	0
Contest Totals	41			24	13	4	0

## PCT 027

### DEM Commissioner of the General Land Office

Vote For 1

	TOTAL	VOTE %		Election Day	Early Voting	Ballot By Mail	Provision al
Jay Kleberg	21	52.50%	<div><div></div></div>	10	10	1	0
Sandragrace Martinez	19	47.50%	<div><div></div></div>	14	3	2	0
Total Votes Cast	40	100.00%	<div><div></div></div>	24	13	3	0
Overvotes	0			0	0	0	0
Undervotes	1			0	0	1	0
Contest Totals	41			24	13	4	0

### DEM County Chair

Vote For 1

	TOTAL	VOTE %		Election Day	Early Voting	Ballot By Mail	Provision al
Caroline Werner	24	58.54%	<div><div></div></div>	14	8	2	0
Mike Rawlins	17	41.46%	<div><div></div></div>	10	5	2	0
Total Votes Cast	41	100.00%	<div><div></div></div>	24	13	4	0
Overvotes	0			0	0	0	0
Undervotes	0			0	0	0	0
Contest Totals	41			24	13	4	0

## PCT 028

### Statistics

	TOTAL	Election Day	Early Voting	Ballot By Mail	Provisional
Registered Voters - Total	3,601				
Ballots Cast - Total	370	141	199	29	1
Ballots Cast - Republican	250	100	132	17	1
Ballots Cast - Democratic	120	41	67	12	0
Voter Turnout - Total	10.27%				

#### REP Attorney General

Vote For 1

	TOTAL	VOTE %		Election Day	Early Voting	Ballot By Mail	Provisional
George P. Bush	97	39.75%	<div><div></div></div>	33	53	11	0
Ken Paxton	147	60.25%	<div><div></div></div>	65	76	5	1
Total Votes Cast	244	100.00%	<div><div></div></div>	98	129	16	1
Overvotes	0			0	0	0	0
Undervotes	6			2	3	1	0
Contest Totals	250			100	132	17	1

#### REP Commissioner of the General Land Office

Vote For 1

	TOTAL	VOTE %		Election Day	Early Voting	Ballot By Mail	Provisional
Tim Westley	53	23.77%	<div><div></div></div>	20	28	5	0
Dawn Buckingham	170	76.23%	<div><div></div></div>	67	93	9	1
Total Votes Cast	223	100.00%	<div><div></div></div>	87	121	14	1
Overvotes	0			0	0	0	0
Undervotes	27			13	11	3	0
Contest Totals	250			100	132	17	1

#### REP Railroad Commissioner

Vote For 1

	TOTAL	VOTE %		Election Day	Early Voting	Ballot By Mail	Provisional
Sarah Stogner	87	37.99%	<div><div></div></div>	29	55	3	0
Wayne Christian	142	62.01%	<div><div></div></div>	62	68	11	1
Total Votes Cast	229	100.00%	<div><div></div></div>	91	123	14	1
Overvotes	0			0	0	0	0
Undervotes	21			9	9	3	0
Contest Totals	250			100	132	17	1

#### REP Judge, County Court at Law No. 5

Vote For 1

	TOTAL	VOTE %		Election Day	Early Voting	Ballot By Mail	Provisional
Randy Johnson	150	67.26%	<div><div></div></div>	55	84	10	1
Jimmy Angelino	73	32.74%	<div><div></div></div>	34	34	5	0
Total Votes Cast	223	100.00%	<div><div></div></div>	89	118	15	1
Overvotes	0			0	0	0	0
Undervotes	27			11	14	2	0
Contest Totals	250			100	132	17	1

Summary Results Report  
Primary Runoff  
May 24th, 2022

Final Results  
SOVC  
COLLIN COUNTY

## PCT 028

### REP District Clerk

Vote For 1

	TOTAL	VOTE %		Election Day	Early Voting	Ballot By Mail	Provision al
Mike Gould	112	52.09%	<div><div></div></div>	45	60	6	1
Lynne Finley	103	47.91%	<div><div></div></div>	42	53	8	0
Total Votes Cast	215	100.00%	<div><div></div></div>	87	113	14	1
Overvotes	0			0	0	0	0
Undervotes	35			13	19	3	0
Contest Totals	250			100	132	17	1

### DEM Lieutenant Governor

Vote For 1

	TOTAL	VOTE %		Election Day	Early Voting	Ballot By Mail	Provision al
Michelle Beckley	41	34.17%	<div><div></div></div>	11	25	5	0
Mike Collier	79	65.83%	<div><div></div></div>	30	42	7	0
Total Votes Cast	120	100.00%	<div><div></div></div>	41	67	12	0
Overvotes	0			0	0	0	0
Undervotes	0			0	0	0	0
Contest Totals	120			41	67	12	0

### DEM Attorney General

Vote For 1

	TOTAL	VOTE %		Election Day	Early Voting	Ballot By Mail	Provision al
Rochelle Mercedes Garza	63	52.50%	<div><div></div></div>	24	31	8	0
Joe Jaworski	57	47.50%	<div><div></div></div>	17	36	4	0
Total Votes Cast	120	100.00%	<div><div></div></div>	41	67	12	0
Overvotes	0			0	0	0	0
Undervotes	0			0	0	0	0
Contest Totals	120			41	67	12	0

### DEM Comptroller of Public Accounts

Vote For 1

	TOTAL	VOTE %		Election Day	Early Voting	Ballot By Mail	Provision al
Angel Luis Vega	24	20.87%	<div><div></div></div>	9	10	5	0
Janet T. Dudding	91	79.13%	<div><div></div></div>	32	52	7	0
Total Votes Cast	115	100.00%	<div><div></div></div>	41	62	12	0
Overvotes	0			0	0	0	0
Undervotes	5			0	5	0	0
Contest Totals	120			41	67	12	0

## PCT 028

### DEM Commissioner of the General Land Office

Vote For 1

	TOTAL	VOTE %		Election Day	Early Voting	Ballot By Mail	Provision al
Jay Kleberg	77	65.81%	<div><div></div></div>	25	46	6	0
Sandragrace Martinez	40	34.19%	<div><div></div></div>	16	18	6	0
Total Votes Cast	117	100.00%	<div><div></div></div>	41	64	12	0
Overvotes	0			0	0	0	0
Undervotes	3			0	3	0	0
Contest Totals	120			41	67	12	0

### DEM County Chair

Vote For 1

	TOTAL	VOTE %		Election Day	Early Voting	Ballot By Mail	Provision al
Caroline Werner	65	55.56%	<div><div></div></div>	20	40	5	0
Mike Rawlins	52	44.44%	<div><div></div></div>	20	25	7	0
Total Votes Cast	117	100.00%	<div><div></div></div>	40	65	12	0
Overvotes	0			0	0	0	0
Undervotes	3			1	2	0	0
Contest Totals	120			41	67	12	0

### DEM Precinct Chair, Precinct 28

Vote For 1

	TOTAL	VOTE %		Election Day	Early Voting	Ballot By Mail	Provision al
Mike Agan	54	64.29%	<div><div></div></div>	23	26	5	0
Donald White	30	35.71%	<div><div></div></div>	8	18	4	0
Total Votes Cast	84	100.00%	<div><div></div></div>	31	44	9	0
Overvotes	0			0	0	0	0
Undervotes	36			10	23	3	0
Contest Totals	120			41	67	12	0

## PCT 029

### Statistics

	TOTAL	Election Day	Early Voting	Ballot By Mail	Provisional
Registered Voters - Total	3,629				
Ballots Cast - Total	188	93	89	6	0
Ballots Cast - Republican	146	73	69	4	0
Ballots Cast - Democratic	42	20	20	2	0
Voter Turnout - Total	5.18%				

#### REP Attorney General

Vote For 1

	TOTAL	VOTE %		Election Day	Early Voting	Ballot By Mail	Provisional
George P. Bush	30	20.55%	<div><div></div></div>	12	18	0	0
Ken Paxton	116	79.45%	<div><div></div></div>	61	51	4	0
Total Votes Cast	146	100.00%	<div><div></div></div>	73	69	4	0
Overvotes	0			0	0	0	0
Undervotes	0			0	0	0	0
Contest Totals	146			73	69	4	0

#### REP Commissioner of the General Land Office

Vote For 1

	TOTAL	VOTE %		Election Day	Early Voting	Ballot By Mail	Provisional
Tim Westley	33	25.98%	<div><div></div></div>	18	13	2	0
Dawn Buckingham	94	74.02%	<div><div></div></div>	44	50	0	0
Total Votes Cast	127	100.00%	<div><div></div></div>	62	63	2	0
Overvotes	0			0	0	0	0
Undervotes	19			11	6	2	0
Contest Totals	146			73	69	4	0

#### REP Railroad Commissioner

Vote For 1

	TOTAL	VOTE %		Election Day	Early Voting	Ballot By Mail	Provisional
Sarah Stogner	42	32.56%	<div><div></div></div>	20	20	2	0
Wayne Christian	87	67.44%	<div><div></div></div>	44	41	2	0
Total Votes Cast	129	100.00%	<div><div></div></div>	64	61	4	0
Overvotes	0			0	0	0	0
Undervotes	17			9	8	0	0
Contest Totals	146			73	69	4	0

#### REP Judge, County Court at Law No. 5

Vote For 1

	TOTAL	VOTE %		Election Day	Early Voting	Ballot By Mail	Provisional
Randy Johnson	52	40.94%	<div><div></div></div>	35	17	0	0
Jimmy Angelino	75	59.06%	<div><div></div></div>	27	46	2	0
Total Votes Cast	127	100.00%	<div><div></div></div>	62	63	2	0
Overvotes	0			0	0	0	0
Undervotes	19			11	6	2	0
Contest Totals	146			73	69	4	0

Summary Results Report  
Primary Runoff  
May 24th, 2022

Final Results  
SOVC  
COLLIN COUNTY

## PCT 029

### REP District Clerk

Vote For 1

	TOTAL	VOTE %		Election Day	Early Voting	Ballot By Mail	Provisional
Mike Gould	83	66.94%	<div><div></div></div>	40	41	2	0
Lynne Finley	41	33.06%	<div><div></div></div>	24	17	0	0
Total Votes Cast	124	100.00%	<div><div></div></div>	64	58	2	0
Overvotes	0			0	0	0	0
Undervotes	22			9	11	2	0
Contest Totals	146			73	69	4	0

### DEM Lieutenant Governor

Vote For 1

	TOTAL	VOTE %		Election Day	Early Voting	Ballot By Mail	Provisional
Michelle Beckley	12	28.57%	<div><div></div></div>	7	5	0	0
Mike Collier	30	71.43%	<div><div></div></div>	13	15	2	0
Total Votes Cast	42	100.00%	<div><div></div></div>	20	20	2	0
Overvotes	0			0	0	0	0
Undervotes	0			0	0	0	0
Contest Totals	42			20	20	2	0

### DEM Attorney General

Vote For 1

	TOTAL	VOTE %		Election Day	Early Voting	Ballot By Mail	Provisional
Rochelle Mercedes Garza	17	40.48%	<div><div></div></div>	6	11	0	0
Joe Jaworski	25	59.52%	<div><div></div></div>	14	9	2	0
Total Votes Cast	42	100.00%	<div><div></div></div>	20	20	2	0
Overvotes	0			0	0	0	0
Undervotes	0			0	0	0	0
Contest Totals	42			20	20	2	0

### DEM Comptroller of Public Accounts

Vote For 1

	TOTAL	VOTE %		Election Day	Early Voting	Ballot By Mail	Provisional
Angel Luis Vega	14	34.15%	<div><div></div></div>	6	6	2	0
Janet T. Dudding	27	65.85%	<div><div></div></div>	13	14	0	0
Total Votes Cast	41	100.00%	<div><div></div></div>	19	20	2	0
Overvotes	0			0	0	0	0
Undervotes	1			1	0	0	0
Contest Totals	42			20	20	2	0



## PCT 029

### DEM Commissioner of the General Land Office

Vote For 1

	TOTAL	VOTE %		Election Day	Early Voting	Ballot By Mail	Provision al
Jay Kleberg	28	66.67%	<div><div></div></div>	14	14	0	0
Sandragrace Martinez	14	33.33%	<div><div></div></div>	6	6	2	0
Total Votes Cast	42	100.00%	<div><div></div></div>	20	20	2	0
Overvotes	0			0	0	0	0
Undervotes	0			0	0	0	0
Contest Totals	42			20	20	2	0

### DEM County Chair

Vote For 1

	TOTAL	VOTE %		Election Day	Early Voting	Ballot By Mail	Provision al
Caroline Werner	34	80.95%	<div><div></div></div>	17	17	0	0
Mike Rawlins	8	19.05%	<div><div></div></div>	3	3	2	0
Total Votes Cast	42	100.00%	<div><div></div></div>	20	20	2	0
Overvotes	0			0	0	0	0
Undervotes	0			0	0	0	0
Contest Totals	42			20	20	2	0

## PCT 030

### Statistics

	TOTAL	Election Day	Early Voting	Ballot By Mail	Provisional
Registered Voters - Total	4,835				
Ballots Cast - Total	306	170	114	22	0
Ballots Cast - Republican	216	131	78	7	0
Ballots Cast - Democratic	90	39	36	15	0
Voter Turnout - Total	6.33%				

#### REP Attorney General

Vote For 1

	TOTAL	VOTE %		Election Day	Early Voting	Ballot By Mail	Provisional
George P. Bush	69	32.09%	<div><div></div></div>	40	28	1	0
Ken Paxton	146	67.91%	<div><div></div></div>	90	50	6	0
Total Votes Cast	215	100.00%	<div><div></div></div>	130	78	7	0
Overvotes	0			0	0	0	0
Undervotes	1			1	0	0	0
Contest Totals	216			131	78	7	0

#### REP Commissioner of the General Land Office

Vote For 1

	TOTAL	VOTE %		Election Day	Early Voting	Ballot By Mail	Provisional
Tim Westley	47	23.50%	<div><div></div></div>	31	14	2	0
Dawn Buckingham	153	76.50%	<div><div></div></div>	87	61	5	0
Total Votes Cast	200	100.00%	<div><div></div></div>	118	75	7	0
Overvotes	0			0	0	0	0
Undervotes	16			13	3	0	0
Contest Totals	216			131	78	7	0

#### REP Railroad Commissioner

Vote For 1

	TOTAL	VOTE %		Election Day	Early Voting	Ballot By Mail	Provisional
Sarah Stogner	76	37.25%	<div><div></div></div>	53	20	3	0
Wayne Christian	128	62.75%	<div><div></div></div>	68	56	4	0
Total Votes Cast	204	100.00%	<div><div></div></div>	121	76	7	0
Overvotes	0			0	0	0	0
Undervotes	12			10	2	0	0
Contest Totals	216			131	78	7	0

#### REP Judge, County Court at Law No. 5

Vote For 1

	TOTAL	VOTE %		Election Day	Early Voting	Ballot By Mail	Provisional
Randy Johnson	97	54.80%	<div><div></div></div>	53	40	4	0
Jimmy Angelino	80	45.20%	<div><div></div></div>	51	26	3	0
Total Votes Cast	177	100.00%	<div><div></div></div>	104	66	7	0
Overvotes	0			0	0	0	0
Undervotes	39			27	12	0	0
Contest Totals	216			131	78	7	0

## PCT 030

### REP District Clerk

Vote For 1

	TOTAL	VOTE %		Election Day	Early Voting	Ballot By Mail	Provisional
Mike Gould	83	45.36%	<div><div></div></div>	49	30	4	0
Lynne Finley	100	54.64%	<div><div></div></div>	63	34	3	0
Total Votes Cast	183	100.00%	<div><div></div></div>	112	64	7	0
Overvotes	0			0	0	0	0
Undervotes	33			19	14	0	0
Contest Totals	216			131	78	7	0

### REP Precinct Chair, Precinct 30

Vote For 1

	TOTAL	VOTE %		Election Day	Early Voting	Ballot By Mail	Provisional
Anna Brook Fulks	48	32.88%	<div><div></div></div>	31	14	3	0
Heather Tanner	98	67.12%	<div><div></div></div>	56	38	4	0
Total Votes Cast	146	100.00%	<div><div></div></div>	87	52	7	0
Overvotes	0			0	0	0	0
Undervotes	70			44	26	0	0
Contest Totals	216			131	78	7	0

### DEM Lieutenant Governor

Vote For 1

	TOTAL	VOTE %		Election Day	Early Voting	Ballot By Mail	Provisional
Michelle Beckley	36	40.00%	<div><div></div></div>	18	11	7	0
Mike Collier	54	60.00%	<div><div></div></div>	21	25	8	0
Total Votes Cast	90	100.00%	<div><div></div></div>	39	36	15	0
Overvotes	0			0	0	0	0
Undervotes	0			0	0	0	0
Contest Totals	90			39	36	15	0

### DEM Attorney General

Vote For 1

	TOTAL	VOTE %		Election Day	Early Voting	Ballot By Mail	Provisional
Rochelle Mercedes Garza	48	53.33%	<div><div></div></div>	22	18	8	0
Joe Jaworski	42	46.67%	<div><div></div></div>	17	18	7	0
Total Votes Cast	90	100.00%	<div><div></div></div>	39	36	15	0
Overvotes	0			0	0	0	0
Undervotes	0			0	0	0	0
Contest Totals	90			39	36	15	0

## PCT 030

### DEM Comptroller of Public Accounts

Vote For 1

	TOTAL	VOTE %		Election Day	Early Voting	Ballot By Mail	Provision al
Angel Luis Vega	31	35.23%	<div><div></div></div>	12	14	5	0
Janet T. Dudding	57	64.77%	<div><div></div></div>	26	22	9	0
Total Votes Cast	88	100.00%	<div><div></div></div>	38	36	14	0
Overvotes	0			0	0	0	0
Undervotes	2			1	0	1	0
Contest Totals	90			39	36	15	0

### DEM Commissioner of the General Land Office

Vote For 1

	TOTAL	VOTE %		Election Day	Early Voting	Ballot By Mail	Provision al
Jay Kleberg	49	55.06%	<div><div></div></div>	21	21	7	0
Sandragrace Martinez	40	44.94%	<div><div></div></div>	18	15	7	0
Total Votes Cast	89	100.00%	<div><div></div></div>	39	36	14	0
Overvotes	0			0	0	0	0
Undervotes	1			0	0	1	0
Contest Totals	90			39	36	15	0

### DEM County Chair

Vote For 1

	TOTAL	VOTE %		Election Day	Early Voting	Ballot By Mail	Provision al
Caroline Werner	43	48.86%	<div><div></div></div>	20	19	4	0
Mike Rawlins	45	51.14%	<div><div></div></div>	18	17	10	0
Total Votes Cast	88	100.00%	<div><div></div></div>	38	36	14	0
Overvotes	0			0	0	0	0
Undervotes	2			1	0	1	0
Contest Totals	90			39	36	15	0

## PCT 031

### Statistics

	TOTAL	Election Day	Early Voting	Ballot By Mail	Provisional
Registered Voters - Total	2,045				
Ballots Cast - Total	416	157	219	39	1
Ballots Cast - Republican	321	127	168	26	0
Ballots Cast - Democratic	95	30	51	13	1
Voter Turnout - Total	20.34%				

#### REP Attorney General

Vote For 1

	TOTAL	VOTE %		Election Day	Early Voting	Ballot By Mail	Provisional
George P. Bush	105	32.92%	<div><div></div></div>	36	54	15	0
Ken Paxton	214	67.08%	<div><div></div></div>	90	113	11	0
Total Votes Cast	319	100.00%	<div><div></div></div>	126	167	26	0
Overvotes	0			0	0	0	0
Undervotes	2			1	1	0	0
Contest Totals	321			127	168	26	0

#### REP Commissioner of the General Land Office

Vote For 1

	TOTAL	VOTE %		Election Day	Early Voting	Ballot By Mail	Provisional
Tim Westley	72	25.35%	<div><div></div></div>	26	35	11	0
Dawn Buckingham	212	74.65%	<div><div></div></div>	84	117	11	0
Total Votes Cast	284	100.00%	<div><div></div></div>	110	152	22	0
Overvotes	0			0	0	0	0
Undervotes	37			17	16	4	0
Contest Totals	321			127	168	26	0

#### REP Railroad Commissioner

Vote For 1

	TOTAL	VOTE %		Election Day	Early Voting	Ballot By Mail	Provisional
Sarah Stogner	105	35.59%	<div><div></div></div>	33	62	10	0
Wayne Christian	190	64.41%	<div><div></div></div>	82	94	14	0
Total Votes Cast	295	100.00%	<div><div></div></div>	115	156	24	0
Overvotes	0			0	0	0	0
Undervotes	26			12	12	2	0
Contest Totals	321			127	168	26	0

#### REP State Representative, District 70

Vote For 1

	TOTAL	VOTE %		Election Day	Early Voting	Ballot By Mail	Provisional
Jamee Jolly	131	42.12%	<div><div></div></div>	37	81	13	0
Eric J. Bowlin	180	57.88%	<div><div></div></div>	88	80	12	0
Total Votes Cast	311	100.00%	<div><div></div></div>	125	161	25	0
Overvotes	0			0	0	0	0
Undervotes	10			2	7	1	0
Contest Totals	321			127	168	26	0

## PCT 031

### REP Judge, County Court at Law No. 5

Vote For 1

	TOTAL	VOTE %		Election Day	Early Voting	Ballot By Mail	Provisional
Randy Johnson	158	56.43%	<div><div></div></div>	51	92	15	0
Jimmy Angelino	122	43.57%	<div><div></div></div>	60	56	6	0
Total Votes Cast	280	100.00%	<div><div></div></div>	111	148	21	0
Overvotes	0			0	0	0	0
Undervotes	41			16	20	5	0
Contest Totals	321			127	168	26	0

### REP District Clerk

Vote For 1

	TOTAL	VOTE %		Election Day	Early Voting	Ballot By Mail	Provisional
Mike Gould	167	59.43%	<div><div></div></div>	72	91	4	0
Lynne Finley	114	40.57%	<div><div></div></div>	38	59	17	0
Total Votes Cast	281	100.00%	<div><div></div></div>	110	150	21	0
Overvotes	0			0	0	0	0
Undervotes	40			17	18	5	0
Contest Totals	321			127	168	26	0

### DEM Lieutenant Governor

Vote For 1

	TOTAL	VOTE %		Election Day	Early Voting	Ballot By Mail	Provisional
Michelle Beckley	36	39.13%	<div><div></div></div>	11	19	6	0
Mike Collier	56	60.87%	<div><div></div></div>	18	31	7	0
Total Votes Cast	92	100.00%	<div><div></div></div>	29	50	13	0
Overvotes	0			0	0	0	0
Undervotes	3			1	1	0	1
Contest Totals	95			30	51	13	1

### DEM Attorney General

Vote For 1

	TOTAL	VOTE %		Election Day	Early Voting	Ballot By Mail	Provisional
Rochelle Mercedes Garza	37	39.78%	<div><div></div></div>	11	21	5	0
Joe Jaworski	56	60.22%	<div><div></div></div>	19	29	8	0
Total Votes Cast	93	100.00%	<div><div></div></div>	30	50	13	0
Overvotes	0			0	0	0	0
Undervotes	2			0	1	0	1
Contest Totals	95			30	51	13	1

## PCT 031

### DEM Comptroller of Public Accounts

Vote For 1

	TOTAL	VOTE %		Election Day	Early Voting	Ballot By Mail	Provisional
Angel Luis Vega	25	26.60%	<div><div></div></div>	7	14	4	0
Janet T. Dudding	69	73.40%	<div><div></div></div>	23	37	9	0
Total Votes Cast	94	100.00%	<div><div></div></div>	30	51	13	0
Overvotes	0			0	0	0	0
Undervotes	1			0	0	0	1
Contest Totals	95			30	51	13	1

### DEM Commissioner of the General Land Office

Vote For 1

	TOTAL	VOTE %		Election Day	Early Voting	Ballot By Mail	Provisional
Jay Kleberg	59	62.77%	<div><div></div></div>	20	28	11	0
Sandragrace Martinez	35	37.23%	<div><div></div></div>	10	23	2	0
Total Votes Cast	94	100.00%	<div><div></div></div>	30	51	13	0
Overvotes	0			0	0	0	0
Undervotes	1			0	0	0	1
Contest Totals	95			30	51	13	1

### DEM State Representative, District 70

Vote For 1

	TOTAL	VOTE %		Election Day	Early Voting	Ballot By Mail	Provisional
Mihaela Elizabeth Plesa	47	50.00%	<div><div></div></div>	20	24	3	0
Cassandra Garcia Hernandez	47	50.00%	<div><div></div></div>	10	27	10	0
Total Votes Cast	94	100.00%	<div><div></div></div>	30	51	13	0
Overvotes	0			0	0	0	0
Undervotes	1			0	0	0	1
Contest Totals	95			30	51	13	1

### DEM County Chair

Vote For 1

	TOTAL	VOTE %		Election Day	Early Voting	Ballot By Mail	Provisional
Caroline Werner	52	55.91%	<div><div></div></div>	20	29	3	0
Mike Rawlins	41	44.09%	<div><div></div></div>	9	22	10	0
Total Votes Cast	93	100.00%	<div><div></div></div>	29	51	13	0
Overvotes	0			0	0	0	0
Undervotes	2			1	0	0	1
Contest Totals	95			30	51	13	1

## PCT 032

### Statistics

	TOTAL	Election Day	Early Voting	Ballot By Mail	Provisional
Registered Voters - Total	2,473				
Ballots Cast - Total	307	132	133	39	3
Ballots Cast - Republican	216	95	89	29	3
Ballots Cast - Democratic	91	37	44	10	0
Voter Turnout - Total	12.41%				

#### REP Attorney General

Vote For 1

	TOTAL	VOTE %		Election Day	Early Voting	Ballot By Mail	Provisional
George P. Bush	102	47.22%	<div><div></div></div>	34	54	14	0
Ken Paxton	114	52.78%	<div><div></div></div>	61	35	15	3
Total Votes Cast	216	100.00%	<div><div></div></div>	95	89	29	3
Overvotes	0			0	0	0	0
Undervotes	0			0	0	0	0
Contest Totals	216			95	89	29	3

#### REP Commissioner of the General Land Office

Vote For 1

	TOTAL	VOTE %		Election Day	Early Voting	Ballot By Mail	Provisional
Tim Westley	47	23.74%	<div><div></div></div>	16	21	10	0
Dawn Buckingham	151	76.26%	<div><div></div></div>	72	62	14	3
Total Votes Cast	198	100.00%	<div><div></div></div>	88	83	24	3
Overvotes	0			0	0	0	0
Undervotes	18			7	6	5	0
Contest Totals	216			95	89	29	3

#### REP Railroad Commissioner

Vote For 1

	TOTAL	VOTE %		Election Day	Early Voting	Ballot By Mail	Provisional
Sarah Stogner	74	37.00%	<div><div></div></div>	30	36	8	0
Wayne Christian	126	63.00%	<div><div></div></div>	58	49	16	3
Total Votes Cast	200	100.00%	<div><div></div></div>	88	85	24	3
Overvotes	0			0	0	0	0
Undervotes	16			7	4	5	0
Contest Totals	216			95	89	29	3

#### REP Judge, County Court at Law No. 5

Vote For 1

	TOTAL	VOTE %		Election Day	Early Voting	Ballot By Mail	Provisional
Randy Johnson	107	56.61%	<div><div></div></div>	40	48	19	0
Jimmy Angelino	82	43.39%	<div><div></div></div>	42	31	6	3
Total Votes Cast	189	100.00%	<div><div></div></div>	82	79	25	3
Overvotes	0			0	0	0	0
Undervotes	27			13	10	4	0
Contest Totals	216			95	89	29	3



Summary Results Report  
Primary Runoff  
May 24th, 2022

Final Results  
SOVC  
COLLIN COUNTY

## PCT 032

### REP District Clerk

Vote For 1

	TOTAL	VOTE %		Election Day	Early Voting	Ballot By Mail	Provisional
Mike Gould	93	49.73%	<div><div></div></div>	50	31	9	3
Lynne Finley	94	50.27%	<div><div></div></div>	29	50	15	0
Total Votes Cast	187	100.00%	<div><div></div></div>	79	81	24	3
Overvotes	0			0	0	0	0
Undervotes	29			16	8	5	0
Contest Totals	216			95	89	29	3

### DEM Lieutenant Governor

Vote For 1

	TOTAL	VOTE %		Election Day	Early Voting	Ballot By Mail	Provisional
Michelle Beckley	31	34.44%	<div><div></div></div>	16	12	3	0
Mike Collier	59	65.56%	<div><div></div></div>	21	31	7	0
Total Votes Cast	90	100.00%	<div><div></div></div>	37	43	10	0
Overvotes	0			0	0	0	0
Undervotes	1			0	1	0	0
Contest Totals	91			37	44	10	0

### DEM Attorney General

Vote For 1

	TOTAL	VOTE %		Election Day	Early Voting	Ballot By Mail	Provisional
Rochelle Mercedes Garza	40	43.96%	<div><div></div></div>	19	19	2	0
Joe Jaworski	51	56.04%	<div><div></div></div>	18	25	8	0
Total Votes Cast	91	100.00%	<div><div></div></div>	37	44	10	0
Overvotes	0			0	0	0	0
Undervotes	0			0	0	0	0
Contest Totals	91			37	44	10	0

### DEM Comptroller of Public Accounts

Vote For 1

	TOTAL	VOTE %		Election Day	Early Voting	Ballot By Mail	Provisional
Angel Luis Vega	24	26.67%	<div><div></div></div>	9	15	0	0
Janet T. Dudding	66	73.33%	<div><div></div></div>	28	28	10	0
Total Votes Cast	90	100.00%	<div><div></div></div>	37	43	10	0
Overvotes	0			0	0	0	0
Undervotes	1			0	1	0	0
Contest Totals	91			37	44	10	0

## PCT 032

### DEM Commissioner of the General Land Office

Vote For 1

	TOTAL	VOTE %		Election Day	Early Voting	Ballot By Mail	Provision al
Jay Kleberg	65	73.03%	<div><div></div></div>	25	32	8	0
Sandragrace Martinez	24	26.97%	<div><div></div></div>	11	11	2	0
Total Votes Cast	89	100.00%	<div><div></div></div>	36	43	10	0
Overvotes	0			0	0	0	0
Undervotes	2			1	1	0	0
Contest Totals	91			37	44	10	0

### DEM County Chair

Vote For 1

	TOTAL	VOTE %		Election Day	Early Voting	Ballot By Mail	Provision al
Caroline Werner	38	42.22%	<div><div></div></div>	17	20	1	0
Mike Rawlins	52	57.78%	<div><div></div></div>	19	24	9	0
Total Votes Cast	90	100.00%	<div><div></div></div>	36	44	10	0
Overvotes	0			0	0	0	0
Undervotes	1			1	0	0	0
Contest Totals	91			37	44	10	0

## PCT 033

### Statistics

	TOTAL	Election Day	Early Voting	Ballot By Mail	Provisional
Registered Voters - Total	4,764				
Ballots Cast - Total	317	189	106	22	0
Ballots Cast - Republican	272	169	86	17	0
Ballots Cast - Democratic	45	20	20	5	0
Voter Turnout - Total	6.65%				

#### REP Attorney General

Vote For 1

	TOTAL	VOTE %		Election Day	Early Voting	Ballot By Mail	Provisional
George P. Bush	71	26.10%	<div><div></div></div>	43	26	2	0
Ken Paxton	201	73.90%	<div><div></div></div>	126	60	15	0
Total Votes Cast	272	100.00%	<div><div></div></div>	169	86	17	0
Overvotes	0			0	0	0	0
Undervotes	0			0	0	0	0
Contest Totals	272			169	86	17	0

#### REP Commissioner of the General Land Office

Vote For 1

	TOTAL	VOTE %		Election Day	Early Voting	Ballot By Mail	Provisional
Tim Westley	76	31.93%	<div><div></div></div>	50	21	5	0
Dawn Buckingham	162	68.07%	<div><div></div></div>	99	54	9	0
Total Votes Cast	238	100.00%	<div><div></div></div>	149	75	14	0
Overvotes	0			0	0	0	0
Undervotes	34			20	11	3	0
Contest Totals	272			169	86	17	0

#### REP Railroad Commissioner

Vote For 1

	TOTAL	VOTE %		Election Day	Early Voting	Ballot By Mail	Provisional
Sarah Stogner	93	37.65%	<div><div></div></div>	55	35	3	0
Wayne Christian	154	62.35%	<div><div></div></div>	100	43	11	0
Total Votes Cast	247	100.00%	<div><div></div></div>	155	78	14	0
Overvotes	0			0	0	0	0
Undervotes	25			14	8	3	0
Contest Totals	272			169	86	17	0

#### REP Judge, County Court at Law No. 5

Vote For 1

	TOTAL	VOTE %		Election Day	Early Voting	Ballot By Mail	Provisional
Randy Johnson	157	71.04%	<div><div></div></div>	100	47	10	0
Jimmy Angelino	64	28.96%	<div><div></div></div>	38	23	3	0
Total Votes Cast	221	100.00%	<div><div></div></div>	138	70	13	0
Overvotes	0			0	0	0	0
Undervotes	51			31	16	4	0
Contest Totals	272			169	86	17	0

Summary Results Report  
Primary Runoff  
May 24th, 2022

Final Results  
SOVC  
COLLIN COUNTY

## PCT 033

### REP District Clerk

Vote For 1

	TOTAL	VOTE %		Election Day	Early Voting	Ballot By Mail	Provision al
Mike Gould	120	54.55%	<div><div></div></div>	69	41	10	0
Lynne Finley	100	45.45%	<div><div></div></div>	67	30	3	0
Total Votes Cast	220	100.00%	<div><div></div></div>	136	71	13	0
Overvotes	0			0	0	0	0
Undervotes	52			33	15	4	0
Contest Totals	272			169	86	17	0

### DEM Lieutenant Governor

Vote For 1

	TOTAL	VOTE %		Election Day	Early Voting	Ballot By Mail	Provision al
Michelle Beckley	21	46.67%	<div><div></div></div>	12	8	1	0
Mike Collier	24	53.33%	<div><div></div></div>	8	12	4	0
Total Votes Cast	45	100.00%	<div><div></div></div>	20	20	5	0
Overvotes	0			0	0	0	0
Undervotes	0			0	0	0	0
Contest Totals	45			20	20	5	0

### DEM Attorney General

Vote For 1

	TOTAL	VOTE %		Election Day	Early Voting	Ballot By Mail	Provision al
Rochelle Mercedes Garza	35	77.78%	<div><div></div></div>	17	14	4	0
Joe Jaworski	10	22.22%	<div><div></div></div>	3	6	1	0
Total Votes Cast	45	100.00%	<div><div></div></div>	20	20	5	0
Overvotes	0			0	0	0	0
Undervotes	0			0	0	0	0
Contest Totals	45			20	20	5	0

### DEM Comptroller of Public Accounts

Vote For 1

	TOTAL	VOTE %		Election Day	Early Voting	Ballot By Mail	Provision al
Angel Luis Vega	16	36.36%	<div><div></div></div>	11	5	0	0
Janet T. Dudding	28	63.64%	<div><div></div></div>	9	14	5	0
Total Votes Cast	44	100.00%	<div><div></div></div>	20	19	5	0
Overvotes	0			0	0	0	0
Undervotes	1			0	1	0	0
Contest Totals	45			20	20	5	0

## PCT 033

### DEM Commissioner of the General Land Office

Vote For 1

	TOTAL	VOTE %		Election Day	Early Voting	Ballot By Mail	Provision al
Jay Kleberg	23	51.11%	<div><div></div></div>	6	13	4	0
Sandragrace Martinez	22	48.89%	<div><div></div></div>	14	7	1	0
Total Votes Cast	45	100.00%	<div><div></div></div>	20	20	5	0
Overvotes	0			0	0	0	0
Undervotes	0			0	0	0	0
Contest Totals	45			20	20	5	0

### DEM County Chair

Vote For 1

	TOTAL	VOTE %		Election Day	Early Voting	Ballot By Mail	Provision al
Caroline Werner	22	51.16%	<div><div></div></div>	12	7	3	0
Mike Rawlins	21	48.84%	<div><div></div></div>	7	12	2	0
Total Votes Cast	43	100.00%	<div><div></div></div>	19	19	5	0
Overvotes	0			0	0	0	0
Undervotes	2			1	1	0	0
Contest Totals	45			20	20	5	0

## PCT 034

### Statistics

	TOTAL	Election Day	Early Voting	Ballot By Mail	Provisional
Registered Voters - Total	4,383				
Ballots Cast - Total	334	124	189	19	2
Ballots Cast - Republican	231	93	126	10	2
Ballots Cast - Democratic	103	31	63	9	0
Voter Turnout - Total	7.62%				

#### REP Attorney General

Vote For 1

	TOTAL	VOTE %		Election Day	Early Voting	Ballot By Mail	Provisional
George P. Bush	104	45.41%	<div><div></div></div>	45	55	2	2
Ken Paxton	125	54.59%	<div><div></div></div>	48	69	8	0
Total Votes Cast	229	100.00%	<div><div></div></div>	93	124	10	2
Overvotes	0			0	0	0	0
Undervotes	2			0	2	0	0
Contest Totals	231			93	126	10	2

#### REP Commissioner of the General Land Office

Vote For 1

	TOTAL	VOTE %		Election Day	Early Voting	Ballot By Mail	Provisional
Tim Westley	56	26.29%	<div><div></div></div>	27	27	2	0
Dawn Buckingham	157	73.71%	<div><div></div></div>	61	88	6	2
Total Votes Cast	213	100.00%	<div><div></div></div>	88	115	8	2
Overvotes	0			0	0	0	0
Undervotes	18			5	11	2	0
Contest Totals	231			93	126	10	2

#### REP Railroad Commissioner

Vote For 1

	TOTAL	VOTE %		Election Day	Early Voting	Ballot By Mail	Provisional
Sarah Stogner	80	37.74%	<div><div></div></div>	35	43	0	2
Wayne Christian	132	62.26%	<div><div></div></div>	53	71	8	0
Total Votes Cast	212	100.00%	<div><div></div></div>	88	114	8	2
Overvotes	0			0	0	0	0
Undervotes	19			5	12	2	0
Contest Totals	231			93	126	10	2

#### REP Judge, County Court at Law No. 5

Vote For 1

	TOTAL	VOTE %		Election Day	Early Voting	Ballot By Mail	Provisional
Randy Johnson	136	63.85%	<div><div></div></div>	59	72	5	0
Jimmy Angelino	77	36.15%	<div><div></div></div>	27	45	3	2
Total Votes Cast	213	100.00%	<div><div></div></div>	86	117	8	2
Overvotes	0			0	0	0	0
Undervotes	18			7	9	2	0
Contest Totals	231			93	126	10	2

Summary Results Report  
Primary Runoff  
May 24th, 2022

Final Results  
SOVC  
COLLIN COUNTY

## PCT 034

### REP District Clerk

Vote For 1

	TOTAL	VOTE %		Election Day	Early Voting	Ballot By Mail	Provision al
Mike Gould	122	59.51%	<div><div></div></div>	55	63	4	0
Lynne Finley	83	40.49%	<div><div></div></div>	30	50	2	1
Total Votes Cast	205	100.00%	<div><div></div></div>	85	113	6	1
Overvotes	0			0	0	0	0
Undervotes	26			8	13	4	1
Contest Totals	231			93	126	10	2

### DEM Lieutenant Governor

Vote For 1

	TOTAL	VOTE %		Election Day	Early Voting	Ballot By Mail	Provision al
Michelle Beckley	24	24.00%	<div><div></div></div>	8	16	0	0
Mike Collier	76	76.00%	<div><div></div></div>	22	45	9	0
Total Votes Cast	100	100.00%	<div><div></div></div>	30	61	9	0
Overvotes	0			0	0	0	0
Undervotes	3			1	2	0	0
Contest Totals	103			31	63	9	0

### DEM Attorney General

Vote For 1

	TOTAL	VOTE %		Election Day	Early Voting	Ballot By Mail	Provision al
Rochelle Mercedes Garza	51	51.52%	<div><div></div></div>	18	32	1	0
Joe Jaworski	48	48.48%	<div><div></div></div>	10	30	8	0
Total Votes Cast	99	100.00%	<div><div></div></div>	28	62	9	0
Overvotes	0			0	0	0	0
Undervotes	4			3	1	0	0
Contest Totals	103			31	63	9	0

### DEM Comptroller of Public Accounts

Vote For 1

	TOTAL	VOTE %		Election Day	Early Voting	Ballot By Mail	Provision al
Angel Luis Vega	20	20.41%	<div><div></div></div>	6	12	2	0
Janet T. Dudding	78	79.59%	<div><div></div></div>	21	50	7	0
Total Votes Cast	98	100.00%	<div><div></div></div>	27	62	9	0
Overvotes	0			0	0	0	0
Undervotes	5			4	1	0	0
Contest Totals	103			31	63	9	0

## PCT 034

### DEM Commissioner of the General Land Office

Vote For 1

	TOTAL	VOTE %		Election Day	Early Voting	Ballot By Mail	Provision al
Jay Kleberg	71	71.72%	<div><div></div></div>	22	41	8	0
Sandragrace Martinez	28	28.28%	<div><div></div></div>	6	21	1	0
Total Votes Cast	99	100.00%	<div><div></div></div>	28	62	9	0
Overvotes	0			0	0	0	0
Undervotes	4			3	1	0	0
Contest Totals	103			31	63	9	0

### DEM County Chair

Vote For 1

	TOTAL	VOTE %		Election Day	Early Voting	Ballot By Mail	Provision al
Caroline Werner	59	59.00%	<div><div></div></div>	15	42	2	0
Mike Rawlins	41	41.00%	<div><div></div></div>	16	18	7	0
Total Votes Cast	100	100.00%	<div><div></div></div>	31	60	9	0
Overvotes	0			0	0	0	0
Undervotes	3			0	3	0	0
Contest Totals	103			31	63	9	0



## PCT 035

### Statistics

	TOTAL	Election Day	Early Voting	Ballot By Mail	Provisional
Registered Voters - Total	1,691				
Ballots Cast - Total	98	55	35	8	0
Ballots Cast - Republican	89	54	32	3	0
Ballots Cast - Democratic	9	1	3	5	0
Voter Turnout - Total	5.80%				

#### REP Attorney General

Vote For 1

	TOTAL	VOTE %		Election Day	Early Voting	Ballot By Mail	Provisional
George P. Bush	30	33.71%	<div><div></div></div>	19	11	0	0
Ken Paxton	59	66.29%	<div><div></div></div>	35	21	3	0
Total Votes Cast	89	100.00%	<div><div></div></div>	54	32	3	0
Overvotes	0			0	0	0	0
Undervotes	0			0	0	0	0
Contest Totals	89			54	32	3	0

#### REP Commissioner of the General Land Office

Vote For 1

	TOTAL	VOTE %		Election Day	Early Voting	Ballot By Mail	Provisional
Tim Westley	38	44.19%	<div><div></div></div>	26	11	1	0
Dawn Buckingham	48	55.81%	<div><div></div></div>	28	18	2	0
Total Votes Cast	86	100.00%	<div><div></div></div>	54	29	3	0
Overvotes	0			0	0	0	0
Undervotes	3			0	3	0	0
Contest Totals	89			54	32	3	0

#### REP Railroad Commissioner

Vote For 1

	TOTAL	VOTE %		Election Day	Early Voting	Ballot By Mail	Provisional
Sarah Stogner	46	52.27%	<div><div></div></div>	34	12	0	0
Wayne Christian	42	47.73%	<div><div></div></div>	20	19	3	0
Total Votes Cast	88	100.00%	<div><div></div></div>	54	31	3	0
Overvotes	0			0	0	0	0
Undervotes	1			0	1	0	0
Contest Totals	89			54	32	3	0

#### REP Judge, County Court at Law No. 5

Vote For 1

	TOTAL	VOTE %		Election Day	Early Voting	Ballot By Mail	Provisional
Randy Johnson	60	74.07%	<div><div></div></div>	33	24	3	0
Jimmy Angelino	21	25.93%	<div><div></div></div>	15	6	0	0
Total Votes Cast	81	100.00%	<div><div></div></div>	48	30	3	0
Overvotes	0			0	0	0	0
Undervotes	8			6	2	0	0
Contest Totals	89			54	32	3	0

Summary Results Report  
Primary Runoff  
May 24th, 2022

Final Results  
SOVC  
COLLIN COUNTY

## PCT 035

### REP District Clerk

Vote For 1

	TOTAL	VOTE %		Election Day	Early Voting	Ballot By Mail	Provision al
Mike Gould	57	69.51%	<div><div></div></div>	37	17	3	0
Lynne Finley	25	30.49%	<div><div></div></div>	13	12	0	0
Total Votes Cast	82	100.00%	<div><div></div></div>	50	29	3	0
Overvotes	0			0	0	0	0
Undervotes	7			4	3	0	0
Contest Totals	89			54	32	3	0

### DEM Lieutenant Governor

Vote For 1

	TOTAL	VOTE %		Election Day	Early Voting	Ballot By Mail	Provision al
Michelle Beckley	4	44.44%	<div><div></div></div>	1	0	3	0
Mike Collier	5	55.56%	<div><div></div></div>	0	3	2	0
Total Votes Cast	9	100.00%	<div><div></div></div>	1	3	5	0
Overvotes	0			0	0	0	0
Undervotes	0			0	0	0	0
Contest Totals	9			1	3	5	0

### DEM Attorney General

Vote For 1

	TOTAL	VOTE %		Election Day	Early Voting	Ballot By Mail	Provision al
Rochelle Mercedes Garza	2	22.22%	<div><div></div></div>	0	0	2	0
Joe Jaworski	7	77.78%	<div><div></div></div>	1	3	3	0
Total Votes Cast	9	100.00%	<div><div></div></div>	1	3	5	0
Overvotes	0			0	0	0	0
Undervotes	0			0	0	0	0
Contest Totals	9			1	3	5	0

### DEM Comptroller of Public Accounts

Vote For 1

	TOTAL	VOTE %		Election Day	Early Voting	Ballot By Mail	Provision al
Angel Luis Vega	1	11.11%	<div><div></div></div>	0	0	1	0
Janet T. Dudding	8	88.89%	<div><div></div></div>	1	3	4	0
Total Votes Cast	9	100.00%	<div><div></div></div>	1	3	5	0
Overvotes	0			0	0	0	0
Undervotes	0			0	0	0	0
Contest Totals	9			1	3	5	0

## PCT 035

### DEM Commissioner of the General Land Office

Vote For 1

	TOTAL	VOTE %		Election Day	Early Voting	Ballot By Mail	Provisional
Jay Kleberg	7	77.78%	<div><div></div></div>	1	3	3	0
Sandragrace Martinez	2	22.22%	<div><div></div></div>	0	0	2	0
Total Votes Cast	9	100.00%	<div><div></div></div>	1	3	5	0
Overvotes	0			0	0	0	0
Undervotes	0			0	0	0	0
Contest Totals	9			1	3	5	0

### DEM County Chair

Vote For 1

	TOTAL	VOTE %		Election Day	Early Voting	Ballot By Mail	Provisional
Caroline Werner	4	44.44%	<div><div></div></div>	1	0	3	0
Mike Rawlins	5	55.56%	<div><div></div></div>	0	3	2	0
Total Votes Cast	9	100.00%	<div><div></div></div>	1	3	5	0
Overvotes	0			0	0	0	0
Undervotes	0			0	0	0	0
Contest Totals	9			1	3	5	0

## PCT 036

### Statistics

	TOTAL	Election Day	Early Voting	Ballot By Mail	Provisional
Registered Voters - Total	1,960				
Ballots Cast - Total	334	122	189	23	0
Ballots Cast - Republican	231	90	134	7	0
Ballots Cast - Democratic	103	32	55	16	0
Voter Turnout - Total	17.04%				

#### REP Attorney General

Vote For 1

	TOTAL	VOTE %		Election Day	Early Voting	Ballot By Mail	Provisional
George P. Bush	106	46.29%	<div><div></div></div>	43	59	4	0
Ken Paxton	123	53.71%	<div><div></div></div>	47	73	3	0
Total Votes Cast	229	100.00%	<div><div></div></div>	90	132	7	0
Overvotes	0			0	0	0	0
Undervotes	2			0	2	0	0
Contest Totals	231			90	134	7	0

#### REP Commissioner of the General Land Office

Vote For 1

	TOTAL	VOTE %		Election Day	Early Voting	Ballot By Mail	Provisional
Tim Westley	34	18.09%	<div><div></div></div>	13	16	5	0
Dawn Buckingham	154	81.91%	<div><div></div></div>	56	96	2	0
Total Votes Cast	188	100.00%	<div><div></div></div>	69	112	7	0
Overvotes	0			0	0	0	0
Undervotes	43			21	22	0	0
Contest Totals	231			90	134	7	0

#### REP Railroad Commissioner

Vote For 1

	TOTAL	VOTE %		Election Day	Early Voting	Ballot By Mail	Provisional
Sarah Stogner	75	36.23%	<div><div></div></div>	37	36	2	0
Wayne Christian	132	63.77%	<div><div></div></div>	41	86	5	0
Total Votes Cast	207	100.00%	<div><div></div></div>	78	122	7	0
Overvotes	0			0	0	0	0
Undervotes	24			12	12	0	0
Contest Totals	231			90	134	7	0

#### REP State Representative, District 70

Vote For 1

	TOTAL	VOTE %		Election Day	Early Voting	Ballot By Mail	Provisional
Jamee Jolly	129	60.28%	<div><div></div></div>	54	71	4	0
Eric J. Bowlin	85	39.72%	<div><div></div></div>	28	54	3	0
Total Votes Cast	214	100.00%	<div><div></div></div>	82	125	7	0
Overvotes	0			0	0	0	0
Undervotes	17			8	9	0	0
Contest Totals	231			90	134	7	0

## PCT 036

### REP Judge, County Court at Law No. 5

Vote For 1

	TOTAL	VOTE %		Election Day	Early Voting	Ballot By Mail	Provisional
Randy Johnson	126	69.61%	<div><div></div></div>	44	76	6	0
Jimmy Angelino	55	30.39%	<div><div></div></div>	17	37	1	0
Total Votes Cast	181	100.00%	<div><div></div></div>	61	113	7	0
Overvotes	0			0	0	0	0
Undervotes	50			29	21	0	0
Contest Totals	231			90	134	7	0

### REP District Clerk

Vote For 1

	TOTAL	VOTE %		Election Day	Early Voting	Ballot By Mail	Provisional
Mike Gould	88	55.00%	<div><div></div></div>	33	53	2	0
Lynne Finley	72	45.00%	<div><div></div></div>	22	46	4	0
Total Votes Cast	160	100.00%	<div><div></div></div>	55	99	6	0
Overvotes	0			0	0	0	0
Undervotes	71			35	35	1	0
Contest Totals	231			90	134	7	0

### REP Precinct Chair, Precinct 36

Vote For 1

	TOTAL	VOTE %		Election Day	Early Voting	Ballot By Mail	Provisional
Michelle O'Neil	58	37.18%	<div><div></div></div>	16	38	4	0
Gina O'Briant	98	62.82%	<div><div></div></div>	31	65	2	0
Total Votes Cast	156	100.00%	<div><div></div></div>	47	103	6	0
Overvotes	0			0	0	0	0
Undervotes	75			43	31	1	0
Contest Totals	231			90	134	7	0

### DEM Lieutenant Governor

Vote For 1

	TOTAL	VOTE %		Election Day	Early Voting	Ballot By Mail	Provisional
Michelle Beckley	26	26.00%	<div><div></div></div>	8	13	5	0
Mike Collier	74	74.00%	<div><div></div></div>	24	41	9	0
Total Votes Cast	100	100.00%	<div><div></div></div>	32	54	14	0
Overvotes	0			0	0	0	0
Undervotes	3			0	1	2	0
Contest Totals	103			32	55	16	0

## PCT 036

### DEM Attorney General

Vote For 1

	TOTAL	VOTE %		Election Day	Early Voting	Ballot By Mail	Provisional
Rochelle Mercedes Garza	32	32.00%	<div><div></div></div>	8	22	2	0
Joe Jaworski	68	68.00%	<div><div></div></div>	24	32	12	0
Total Votes Cast	100	100.00%	<div><div></div></div>	32	54	14	0
Overvotes	0			0	0	0	0
Undervotes	3			0	1	2	0
Contest Totals	103			32	55	16	0

### DEM Comptroller of Public Accounts

Vote For 1

	TOTAL	VOTE %		Election Day	Early Voting	Ballot By Mail	Provisional
Angel Luis Vega	16	16.84%	<div><div></div></div>	5	11	0	0
Janet T. Dudding	79	83.16%	<div><div></div></div>	26	42	11	0
Total Votes Cast	95	100.00%	<div><div></div></div>	31	53	11	0
Overvotes	0			0	0	0	0
Undervotes	8			1	2	5	0
Contest Totals	103			32	55	16	0

### DEM Commissioner of the General Land Office

Vote For 1

	TOTAL	VOTE %		Election Day	Early Voting	Ballot By Mail	Provisional
Jay Kleberg	74	77.08%	<div><div></div></div>	24	40	10	0
Sandragrace Martinez	22	22.92%	<div><div></div></div>	7	12	3	0
Total Votes Cast	96	100.00%	<div><div></div></div>	31	52	13	0
Overvotes	0			0	0	0	0
Undervotes	7			1	3	3	0
Contest Totals	103			32	55	16	0

### DEM State Representative, District 70

Vote For 1

	TOTAL	VOTE %		Election Day	Early Voting	Ballot By Mail	Provisional
Mihaela Elizabeth Plesa	50	49.50%	<div><div></div></div>	19	23	8	0
Cassandra Garcia Hernandez	51	50.50%	<div><div></div></div>	12	32	7	0
Total Votes Cast	101	100.00%	<div><div></div></div>	31	55	15	0
Overvotes	0			0	0	0	0
Undervotes	2			1	0	1	0
Contest Totals	103			32	55	16	0

PCT 036

DEM County Chair							
Vote For 1							
	TOTAL	VOTE %		Election Day	Early Voting	Ballot By Mail	Provision al
Caroline Werner	40	41.24%	<div><div></div></div>	15	19	6	0
Mike Rawlins	57	58.76%	<div><div></div></div>	17	33	7	0
Total Votes Cast	97	100.00%	<div><div></div></div>	32	52	13	0
Overvotes	0			0	0	0	0
Undervotes	6			0	3	3	0
Contest Totals	103			32	55	16	0

## PCT 037

### Statistics

	TOTAL	Election Day	Early Voting	Ballot By Mail	Provisional
Registered Voters - Total	2,493				
Ballots Cast - Total	161	81	67	13	0
Ballots Cast - Republican	143	76	57	10	0
Ballots Cast - Democratic	18	5	10	3	0
Voter Turnout - Total	6.46%				

#### REP Attorney General

Vote For 1

	TOTAL	VOTE %		Election Day	Early Voting	Ballot By Mail	Provisional
George P. Bush	34	23.78%	<div><div></div></div>	17	11	6	0
Ken Paxton	109	76.22%	<div><div></div></div>	59	46	4	0
Total Votes Cast	143	100.00%	<div><div></div></div>	76	57	10	0
Overvotes	0			0	0	0	0
Undervotes	0			0	0	0	0
Contest Totals	143			76	57	10	0

#### REP Commissioner of the General Land Office

Vote For 1

	TOTAL	VOTE %		Election Day	Early Voting	Ballot By Mail	Provisional
Tim Westley	34	25.56%	<div><div></div></div>	21	9	4	0
Dawn Buckingham	99	74.44%	<div><div></div></div>	50	43	6	0
Total Votes Cast	133	100.00%	<div><div></div></div>	71	52	10	0
Overvotes	0			0	0	0	0
Undervotes	10			5	5	0	0
Contest Totals	143			76	57	10	0

#### REP Railroad Commissioner

Vote For 1

	TOTAL	VOTE %		Election Day	Early Voting	Ballot By Mail	Provisional
Sarah Stogner	57	41.30%	<div><div></div></div>	33	20	4	0
Wayne Christian	81	58.70%	<div><div></div></div>	41	34	6	0
Total Votes Cast	138	100.00%	<div><div></div></div>	74	54	10	0
Overvotes	0			0	0	0	0
Undervotes	5			2	3	0	0
Contest Totals	143			76	57	10	0

#### REP Judge, County Court at Law No. 5

Vote For 1

	TOTAL	VOTE %		Election Day	Early Voting	Ballot By Mail	Provisional
Randy Johnson	97	75.19%	<div><div></div></div>	51	37	9	0
Jimmy Angelino	32	24.81%	<div><div></div></div>	15	17	0	0
Total Votes Cast	129	100.00%	<div><div></div></div>	66	54	9	0
Overvotes	0			0	0	0	0
Undervotes	14			10	3	1	0
Contest Totals	143			76	57	10	0



Summary Results Report  
Primary Runoff  
May 24th, 2022

Final Results  
SOVC  
COLLIN COUNTY

## PCT 037

### REP District Clerk

Vote For 1

	TOTAL	VOTE %		Election Day	Early Voting	Ballot By Mail	Provisional
Mike Gould	74	59.20%	<div><div></div></div>	44	27	3	0
Lynne Finley	51	40.80%	<div><div></div></div>	19	26	6	0
Total Votes Cast	125	100.00%	<div><div></div></div>	63	53	9	0
Overvotes	0			0	0	0	0
Undervotes	18			13	4	1	0
Contest Totals	143			76	57	10	0

### DEM Lieutenant Governor

Vote For 1

	TOTAL	VOTE %		Election Day	Early Voting	Ballot By Mail	Provisional
Michelle Beckley	3	16.67%	<div><div></div></div>	1	2	0	0
Mike Collier	15	83.33%	<div><div></div></div>	4	8	3	0
Total Votes Cast	18	100.00%	<div><div></div></div>	5	10	3	0
Overvotes	0			0	0	0	0
Undervotes	0			0	0	0	0
Contest Totals	18			5	10	3	0

### DEM Attorney General

Vote For 1

	TOTAL	VOTE %		Election Day	Early Voting	Ballot By Mail	Provisional
Rochelle Mercedes Garza	7	38.89%	<div><div></div></div>	2	4	1	0
Joe Jaworski	11	61.11%	<div><div></div></div>	3	6	2	0
Total Votes Cast	18	100.00%	<div><div></div></div>	5	10	3	0
Overvotes	0			0	0	0	0
Undervotes	0			0	0	0	0
Contest Totals	18			5	10	3	0

### DEM Comptroller of Public Accounts

Vote For 1

	TOTAL	VOTE %		Election Day	Early Voting	Ballot By Mail	Provisional
Angel Luis Vega	10	55.56%	<div><div></div></div>	4	4	2	0
Janet T. Dudding	8	44.44%	<div><div></div></div>	1	6	1	0
Total Votes Cast	18	100.00%	<div><div></div></div>	5	10	3	0
Overvotes	0			0	0	0	0
Undervotes	0			0	0	0	0
Contest Totals	18			5	10	3	0

## PCT 037

### DEM Commissioner of the General Land Office

Vote For 1

	TOTAL	VOTE %		Election Day	Early Voting	Ballot By Mail	Provision al
Jay Kleberg	12	66.67%	<div><div></div></div>	4	5	3	0
Sandragrace Martinez	6	33.33%	<div><div></div></div>	1	5	0	0
Total Votes Cast	18	100.00%	<div><div></div></div>	5	10	3	0
Overvotes	0			0	0	0	0
Undervotes	0			0	0	0	0
Contest Totals	18			5	10	3	0

### DEM County Chair

Vote For 1

	TOTAL	VOTE %		Election Day	Early Voting	Ballot By Mail	Provision al
Caroline Werner	7	38.89%	<div><div></div></div>	2	5	0	0
Mike Rawlins	11	61.11%	<div><div></div></div>	3	5	3	0
Total Votes Cast	18	100.00%	<div><div></div></div>	5	10	3	0
Overvotes	0			0	0	0	0
Undervotes	0			0	0	0	0
Contest Totals	18			5	10	3	0

## PCT 038

### Statistics

	TOTAL	Election Day	Early Voting	Ballot By Mail	Provisional
Registered Voters - Total	2,955				
Ballots Cast - Total	139	63	67	8	1
Ballots Cast - Republican	91	42	42	6	1
Ballots Cast - Democratic	48	21	25	2	0
Voter Turnout - Total	4.70%				

#### REP Attorney General

Vote For 1

	TOTAL	VOTE %		Election Day	Early Voting	Ballot By Mail	Provisional
George P. Bush	25	28.09%	<div><div></div></div>	11	12	2	0
Ken Paxton	64	71.91%	<div><div></div></div>	31	28	4	1
Total Votes Cast	89	100.00%	<div><div></div></div>	42	40	6	1
Overvotes	0			0	0	0	0
Undervotes	2			0	2	0	0
Contest Totals	91			42	42	6	1

#### REP Commissioner of the General Land Office

Vote For 1

	TOTAL	VOTE %		Election Day	Early Voting	Ballot By Mail	Provisional
Tim Westley	20	23.81%	<div><div></div></div>	9	8	3	0
Dawn Buckingham	64	76.19%	<div><div></div></div>	30	30	3	1
Total Votes Cast	84	100.00%	<div><div></div></div>	39	38	6	1
Overvotes	0			0	0	0	0
Undervotes	7			3	4	0	0
Contest Totals	91			42	42	6	1

#### REP Railroad Commissioner

Vote For 1

	TOTAL	VOTE %		Election Day	Early Voting	Ballot By Mail	Provisional
Sarah Stogner	33	39.29%	<div><div></div></div>	15	17	1	0
Wayne Christian	51	60.71%	<div><div></div></div>	23	22	5	1
Total Votes Cast	84	100.00%	<div><div></div></div>	38	39	6	1
Overvotes	0			0	0	0	0
Undervotes	7			4	3	0	0
Contest Totals	91			42	42	6	1

#### REP Judge, County Court at Law No. 5

Vote For 1

	TOTAL	VOTE %		Election Day	Early Voting	Ballot By Mail	Provisional
Randy Johnson	28	36.84%	<div><div></div></div>	12	15	1	0
Jimmy Angelino	48	63.16%	<div><div></div></div>	21	23	3	1
Total Votes Cast	76	100.00%	<div><div></div></div>	33	38	4	1
Overvotes	0			0	0	0	0
Undervotes	15			9	4	2	0
Contest Totals	91			42	42	6	1

## PCT 038

### REP District Clerk

Vote For 1

	TOTAL	VOTE %		Election Day	Early Voting	Ballot By Mail	Provision al
Mike Gould	39	53.42%	<div><div></div></div>	18	16	4	1
Lynne Finley	34	46.58%	<div><div></div></div>	15	19	0	0
Total Votes Cast	73	100.00%	<div><div></div></div>	33	35	4	1
Overvotes	0			0	0	0	0
Undervotes	18			9	7	2	0
Contest Totals	91			42	42	6	1

### REP Constable, Precinct 1

Vote For 1

	TOTAL	VOTE %		Election Day	Early Voting	Ballot By Mail	Provision al
Cris Trevino	27	37.50%	<div><div></div></div>	11	15	1	0
Matt Carpenter	45	62.50%	<div><div></div></div>	18	23	3	1
Total Votes Cast	72	100.00%	<div><div></div></div>	29	38	4	1
Overvotes	0			0	0	0	0
Undervotes	19			13	4	2	0
Contest Totals	91			42	42	6	1

### DEM Lieutenant Governor

Vote For 1

	TOTAL	VOTE %		Election Day	Early Voting	Ballot By Mail	Provision al
Michelle Beckley	21	44.68%	<div><div></div></div>	10	11	0	0
Mike Collier	26	55.32%	<div><div></div></div>	11	13	2	0
Total Votes Cast	47	100.00%	<div><div></div></div>	21	24	2	0
Overvotes	0			0	0	0	0
Undervotes	1			0	1	0	0
Contest Totals	48			21	25	2	0

### DEM Attorney General

Vote For 1

	TOTAL	VOTE %		Election Day	Early Voting	Ballot By Mail	Provision al
Rochelle Mercedes Garza	29	64.44%	<div><div></div></div>	15	13	1	0
Joe Jaworski	16	35.56%	<div><div></div></div>	4	11	1	0
Total Votes Cast	45	100.00%	<div><div></div></div>	19	24	2	0
Overvotes	0			0	0	0	0
Undervotes	3			2	1	0	0
Contest Totals	48			21	25	2	0

## PCT 038

### DEM Comptroller of Public Accounts

Vote For 1

	TOTAL	VOTE %		Election Day	Early Voting	Ballot By Mail	Provision al
Angel Luis Vega	13	29.55%	<div><div></div></div>	6	7	0	0
Janet T. Dudding	31	70.45%	<div><div></div></div>	13	16	2	0
Total Votes Cast	44	100.00%	<div><div></div></div>	19	23	2	0
Overvotes	0			0	0	0	0
Undervotes	4			2	2	0	0
Contest Totals	48			21	25	2	0

### DEM Commissioner of the General Land Office

Vote For 1

	TOTAL	VOTE %		Election Day	Early Voting	Ballot By Mail	Provision al
Jay Kleberg	25	55.56%	<div><div></div></div>	12	11	2	0
Sandragrace Martinez	20	44.44%	<div><div></div></div>	7	13	0	0
Total Votes Cast	45	100.00%	<div><div></div></div>	19	24	2	0
Overvotes	0			0	0	0	0
Undervotes	3			2	1	0	0
Contest Totals	48			21	25	2	0

### DEM County Chair

Vote For 1

	TOTAL	VOTE %		Election Day	Early Voting	Ballot By Mail	Provision al
Caroline Werner	30	65.22%	<div><div></div></div>	13	16	1	0
Mike Rawlins	16	34.78%	<div><div></div></div>	7	8	1	0
Total Votes Cast	46	100.00%	<div><div></div></div>	20	24	2	0
Overvotes	0			0	0	0	0
Undervotes	2			1	1	0	0
Contest Totals	48			21	25	2	0

## PCT 039

### Statistics

	TOTAL	Election Day	Early Voting	Ballot By Mail	Provisional
Registered Voters - Total	3,034				
Ballots Cast - Total	220	77	122	20	1
Ballots Cast - Republican	130	48	69	12	1
Ballots Cast - Democratic	90	29	53	8	0
Voter Turnout - Total	7.25%				

#### REP Attorney General

Vote For 1

	TOTAL	VOTE %		Election Day	Early Voting	Ballot By Mail	Provisional
George P. Bush	43	33.33%	<div><div></div></div>	15	24	3	1
Ken Paxton	86	66.67%	<div><div></div></div>	33	44	9	0
Total Votes Cast	129	100.00%	<div><div></div></div>	48	68	12	1
Overvotes	0			0	0	0	0
Undervotes	1			0	1	0	0
Contest Totals	130			48	69	12	1

#### REP Commissioner of the General Land Office

Vote For 1

	TOTAL	VOTE %		Election Day	Early Voting	Ballot By Mail	Provisional
Tim Westley	28	22.58%	<div><div></div></div>	8	14	5	1
Dawn Buckingham	96	77.42%	<div><div></div></div>	37	54	5	0
Total Votes Cast	124	100.00%	<div><div></div></div>	45	68	10	1
Overvotes	0			0	0	0	0
Undervotes	6			3	1	2	0
Contest Totals	130			48	69	12	1

#### REP Railroad Commissioner

Vote For 1

	TOTAL	VOTE %		Election Day	Early Voting	Ballot By Mail	Provisional
Sarah Stogner	38	30.65%	<div><div></div></div>	15	22	1	0
Wayne Christian	86	69.35%	<div><div></div></div>	32	44	9	1
Total Votes Cast	124	100.00%	<div><div></div></div>	47	66	10	1
Overvotes	0			0	0	0	0
Undervotes	6			1	3	2	0
Contest Totals	130			48	69	12	1

#### REP Judge, County Court at Law No. 5

Vote For 1

	TOTAL	VOTE %		Election Day	Early Voting	Ballot By Mail	Provisional
Randy Johnson	78	61.90%	<div><div></div></div>	28	43	7	0
Jimmy Angelino	48	38.10%	<div><div></div></div>	18	25	4	1
Total Votes Cast	126	100.00%	<div><div></div></div>	46	68	11	1
Overvotes	0			0	0	0	0
Undervotes	4			2	1	1	0
Contest Totals	130			48	69	12	1

Summary Results Report  
Primary Runoff  
May 24th, 2022

Final Results  
SOVC  
COLLIN COUNTY

## PCT 039

### REP District Clerk

Vote For 1

	TOTAL	VOTE %		Election Day	Early Voting	Ballot By Mail	Provisional
Mike Gould	57	46.34%	<div><div></div></div>	25	27	4	1
Lynne Finley	66	53.66%	<div><div></div></div>	19	40	7	0
Total Votes Cast	123	100.00%	<div><div></div></div>	44	67	11	1
Overvotes	0			0	0	0	0
Undervotes	7			4	2	1	0
Contest Totals	130			48	69	12	1

### DEM Lieutenant Governor

Vote For 1

	TOTAL	VOTE %		Election Day	Early Voting	Ballot By Mail	Provisional
Michelle Beckley	32	35.96%	<div><div></div></div>	10	19	3	0
Mike Collier	57	64.04%	<div><div></div></div>	19	33	5	0
Total Votes Cast	89	100.00%	<div><div></div></div>	29	52	8	0
Overvotes	0			0	0	0	0
Undervotes	1			0	1	0	0
Contest Totals	90			29	53	8	0

### DEM Attorney General

Vote For 1

	TOTAL	VOTE %		Election Day	Early Voting	Ballot By Mail	Provisional
Rochelle Mercedes Garza	57	63.33%	<div><div></div></div>	17	34	6	0
Joe Jaworski	33	36.67%	<div><div></div></div>	12	19	2	0
Total Votes Cast	90	100.00%	<div><div></div></div>	29	53	8	0
Overvotes	0			0	0	0	0
Undervotes	0			0	0	0	0
Contest Totals	90			29	53	8	0

### DEM Comptroller of Public Accounts

Vote For 1

	TOTAL	VOTE %		Election Day	Early Voting	Ballot By Mail	Provisional
Angel Luis Vega	28	32.18%	<div><div></div></div>	12	14	2	0
Janet T. Dudding	59	67.82%	<div><div></div></div>	15	38	6	0
Total Votes Cast	87	100.00%	<div><div></div></div>	27	52	8	0
Overvotes	0			0	0	0	0
Undervotes	3			2	1	0	0
Contest Totals	90			29	53	8	0

## PCT 039

### DEM Commissioner of the General Land Office

Vote For 1

	TOTAL	VOTE %		Election Day	Early Voting	Ballot By Mail	Provision al
Jay Kleberg	52	57.78%	<div><div></div></div>	14	34	4	0
Sandragrace Martinez	38	42.22%	<div><div></div></div>	15	19	4	0
Total Votes Cast	90	100.00%	<div><div></div></div>	29	53	8	0
Overvotes	0			0	0	0	0
Undervotes	0			0	0	0	0
Contest Totals	90			29	53	8	0

### DEM County Chair

Vote For 1

	TOTAL	VOTE %		Election Day	Early Voting	Ballot By Mail	Provision al
Caroline Werner	54	62.07%	<div><div></div></div>	18	33	3	0
Mike Rawlins	33	37.93%	<div><div></div></div>	10	18	5	0
Total Votes Cast	87	100.00%	<div><div></div></div>	28	51	8	0
Overvotes	0			0	0	0	0
Undervotes	3			1	2	0	0
Contest Totals	90			29	53	8	0



## PCT 040

### Statistics

	TOTAL	Election Day	Early Voting	Ballot By Mail	Provisional
Registered Voters - Total	3,608				
Ballots Cast - Total	359	135	173	51	0
Ballots Cast - Republican	290	107	144	39	0
Ballots Cast - Democratic	69	28	29	12	0
Voter Turnout - Total	9.95%				

#### REP Attorney General

Vote For 1

	TOTAL	VOTE %		Election Day	Early Voting	Ballot By Mail	Provisional
George P. Bush	109	37.85%	<div><div></div></div>	36	47	26	0
Ken Paxton	179	62.15%	<div><div></div></div>	71	95	13	0
Total Votes Cast	288	100.00%	<div><div></div></div>	107	142	39	0
Overvotes	0			0	0	0	0
Undervotes	2			0	2	0	0
Contest Totals	290			107	144	39	0

#### REP Commissioner of the General Land Office

Vote For 1

	TOTAL	VOTE %		Election Day	Early Voting	Ballot By Mail	Provisional
Tim Westley	73	27.44%	<div><div></div></div>	27	32	14	0
Dawn Buckingham	193	72.56%	<div><div></div></div>	68	104	21	0
Total Votes Cast	266	100.00%	<div><div></div></div>	95	136	35	0
Overvotes	0			0	0	0	0
Undervotes	24			12	8	4	0
Contest Totals	290			107	144	39	0

#### REP Railroad Commissioner

Vote For 1

	TOTAL	VOTE %		Election Day	Early Voting	Ballot By Mail	Provisional
Sarah Stogner	111	40.51%	<div><div></div></div>	48	52	11	0
Wayne Christian	163	59.49%	<div><div></div></div>	53	84	26	0
Total Votes Cast	274	100.00%	<div><div></div></div>	101	136	37	0
Overvotes	0			0	0	0	0
Undervotes	16			6	8	2	0
Contest Totals	290			107	144	39	0

#### REP Judge, County Court at Law No. 5

Vote For 1

	TOTAL	VOTE %		Election Day	Early Voting	Ballot By Mail	Provisional
Randy Johnson	156	59.09%	<div><div></div></div>	55	77	24	0
Jimmy Angelino	108	40.91%	<div><div></div></div>	40	53	15	0
Total Votes Cast	264	100.00%	<div><div></div></div>	95	130	39	0
Overvotes	0			0	0	0	0
Undervotes	26			12	14	0	0
Contest Totals	290			107	144	39	0

Summary Results Report  
Primary Runoff  
May 24th, 2022

Final Results  
SOVC  
COLLIN COUNTY

## PCT 040

### REP District Clerk

Vote For 1

	TOTAL	VOTE %		Election Day	Early Voting	Ballot By Mail	Provisional
Mike Gould	117	44.32%	<div><div></div></div>	40	60	17	0
Lynne Finley	147	55.68%	<div><div></div></div>	51	74	22	0
Total Votes Cast	264	100.00%	<div><div></div></div>	91	134	39	0
Overvotes	0			0	0	0	0
Undervotes	26			16	10	0	0
Contest Totals	290			107	144	39	0

### DEM Lieutenant Governor

Vote For 1

	TOTAL	VOTE %		Election Day	Early Voting	Ballot By Mail	Provisional
Michelle Beckley	30	43.48%	<div><div></div></div>	16	9	5	0
Mike Collier	39	56.52%	<div><div></div></div>	12	20	7	0
Total Votes Cast	69	100.00%	<div><div></div></div>	28	29	12	0
Overvotes	0			0	0	0	0
Undervotes	0			0	0	0	0
Contest Totals	69			28	29	12	0

### DEM Attorney General

Vote For 1

	TOTAL	VOTE %		Election Day	Early Voting	Ballot By Mail	Provisional
Rochelle Mercedes Garza	42	60.87%	<div><div></div></div>	18	14	10	0
Joe Jaworski	27	39.13%	<div><div></div></div>	10	15	2	0
Total Votes Cast	69	100.00%	<div><div></div></div>	28	29	12	0
Overvotes	0			0	0	0	0
Undervotes	0			0	0	0	0
Contest Totals	69			28	29	12	0

### DEM Comptroller of Public Accounts

Vote For 1

	TOTAL	VOTE %		Election Day	Early Voting	Ballot By Mail	Provisional
Angel Luis Vega	24	34.78%	<div><div></div></div>	9	10	5	0
Janet T. Dudding	45	65.22%	<div><div></div></div>	19	19	7	0
Total Votes Cast	69	100.00%	<div><div></div></div>	28	29	12	0
Overvotes	0			0	0	0	0
Undervotes	0			0	0	0	0
Contest Totals	69			28	29	12	0

## PCT 040

### DEM Commissioner of the General Land Office

Vote For 1

	TOTAL	VOTE %		Election Day	Early Voting	Ballot By Mail	Provisional
Jay Kleberg	37	53.62%	<div><div></div></div>	16	16	5	0
Sandragrace Martinez	32	46.38%	<div><div></div></div>	12	13	7	0
Total Votes Cast	69	100.00%	<div><div></div></div>	28	29	12	0
Overvotes	0			0	0	0	0
Undervotes	0			0	0	0	0
Contest Totals	69			28	29	12	0

### DEM County Chair

Vote For 1

	TOTAL	VOTE %		Election Day	Early Voting	Ballot By Mail	Provisional
Caroline Werner	37	55.22%	<div><div></div></div>	17	13	7	0
Mike Rawlins	30	44.78%	<div><div></div></div>	11	14	5	0
Total Votes Cast	67	100.00%	<div><div></div></div>	28	27	12	0
Overvotes	0			0	0	0	0
Undervotes	2			0	2	0	0
Contest Totals	69			28	29	12	0

## PCT 041

### Statistics

	TOTAL	Election Day	Early Voting	Ballot By Mail	Provisional
Registered Voters - Total	4,187				
Ballots Cast - Total	237	136	76	25	0
Ballots Cast - Republican	196	115	64	17	0
Ballots Cast - Democratic	41	21	12	8	0
Voter Turnout - Total	5.66%				

### REP Attorney General

Vote For 1

	TOTAL	VOTE %		Election Day	Early Voting	Ballot By Mail	Provisional
George P. Bush	66	33.67%	<div><div></div></div>	36	20	10	0
Ken Paxton	130	66.33%	<div><div></div></div>	79	44	7	0
Total Votes Cast	196	100.00%	<div><div></div></div>	115	64	17	0
Overvotes	0			0	0	0	0
Undervotes	0			0	0	0	0
Contest Totals	196			115	64	17	0

### REP Commissioner of the General Land Office

Vote For 1

	TOTAL	VOTE %		Election Day	Early Voting	Ballot By Mail	Provisional
Tim Westley	45	26.01%	<div><div></div></div>	33	7	5	0
Dawn Buckingham	128	73.99%	<div><div></div></div>	65	51	12	0
Total Votes Cast	173	100.00%	<div><div></div></div>	98	58	17	0
Overvotes	0			0	0	0	0
Undervotes	23			17	6	0	0
Contest Totals	196			115	64	17	0

### REP Railroad Commissioner

Vote For 1

	TOTAL	VOTE %		Election Day	Early Voting	Ballot By Mail	Provisional
Sarah Stogner	66	36.26%	<div><div></div></div>	39	20	7	0
Wayne Christian	116	63.74%	<div><div></div></div>	64	42	10	0
Total Votes Cast	182	100.00%	<div><div></div></div>	103	62	17	0
Overvotes	0			0	0	0	0
Undervotes	14			12	2	0	0
Contest Totals	196			115	64	17	0

### REP Judge, County Court at Law No. 5

Vote For 1

	TOTAL	VOTE %		Election Day	Early Voting	Ballot By Mail	Provisional
Randy Johnson	102	64.97%	<div><div></div></div>	58	36	8	0
Jimmy Angelino	55	35.03%	<div><div></div></div>	27	21	7	0
Total Votes Cast	157	100.00%	<div><div></div></div>	85	57	15	0
Overvotes	0			0	0	0	0
Undervotes	39			30	7	2	0
Contest Totals	196			115	64	17	0

Summary Results Report  
Primary Runoff  
May 24th, 2022

Final Results  
SOVC  
COLLIN COUNTY

## PCT 041

### REP District Clerk

Vote For 1

	TOTAL	VOTE %		Election Day	Early Voting	Ballot By Mail	Provision al
Mike Gould	86	53.75%	<div><div></div></div>	47	33	6	0
Lynne Finley	74	46.25%	<div><div></div></div>	43	22	9	0
Total Votes Cast	160	100.00%	<div><div></div></div>	90	55	15	0
Overvotes	0			0	0	0	0
Undervotes	36			25	9	2	0
Contest Totals	196			115	64	17	0

### DEM Lieutenant Governor

Vote For 1

	TOTAL	VOTE %		Election Day	Early Voting	Ballot By Mail	Provision al
Michelle Beckley	19	46.34%	<div><div></div></div>	13	4	2	0
Mike Collier	22	53.66%	<div><div></div></div>	8	8	6	0
Total Votes Cast	41	100.00%	<div><div></div></div>	21	12	8	0
Overvotes	0			0	0	0	0
Undervotes	0			0	0	0	0
Contest Totals	41			21	12	8	0

### DEM Attorney General

Vote For 1

	TOTAL	VOTE %		Election Day	Early Voting	Ballot By Mail	Provision al
Rochelle Mercedes Garza	26	63.41%	<div><div></div></div>	13	9	4	0
Joe Jaworski	15	36.59%	<div><div></div></div>	8	3	4	0
Total Votes Cast	41	100.00%	<div><div></div></div>	21	12	8	0
Overvotes	0			0	0	0	0
Undervotes	0			0	0	0	0
Contest Totals	41			21	12	8	0

### DEM Comptroller of Public Accounts

Vote For 1

	TOTAL	VOTE %		Election Day	Early Voting	Ballot By Mail	Provision al
Angel Luis Vega	14	34.15%	<div><div></div></div>	7	6	1	0
Janet T. Dudding	27	65.85%	<div><div></div></div>	14	6	7	0
Total Votes Cast	41	100.00%	<div><div></div></div>	21	12	8	0
Overvotes	0			0	0	0	0
Undervotes	0			0	0	0	0
Contest Totals	41			21	12	8	0

## PCT 041

### DEM Commissioner of the General Land Office

Vote For 1

	TOTAL	VOTE %		Election Day	Early Voting	Ballot By Mail	Provision al
Jay Kleberg	20	48.78%	<div><div></div></div>	8	7	5	0
Sandragrace Martinez	21	51.22%	<div><div></div></div>	13	5	3	0
Total Votes Cast	41	100.00%	<div><div></div></div>	21	12	8	0
Overvotes	0			0	0	0	0
Undervotes	0			0	0	0	0
Contest Totals	41			21	12	8	0

### DEM County Chair

Vote For 1

	TOTAL	VOTE %		Election Day	Early Voting	Ballot By Mail	Provision al
Caroline Werner	18	43.90%	<div><div></div></div>	10	7	1	0
Mike Rawlins	23	56.10%	<div><div></div></div>	11	5	7	0
Total Votes Cast	41	100.00%	<div><div></div></div>	21	12	8	0
Overvotes	0			0	0	0	0
Undervotes	0			0	0	0	0
Contest Totals	41			21	12	8	0

## PCT 042

### Statistics

	TOTAL	Election Day	Early Voting	Ballot By Mail	Provisional
Registered Voters - Total	1,863				
Ballots Cast - Total	93	58	23	12	0
Ballots Cast - Republican	77	50	19	8	0
Ballots Cast - Democratic	16	8	4	4	0
Voter Turnout - Total	4.99%				

#### REP Attorney General

Vote For 1

	TOTAL	VOTE %		Election Day	Early Voting	Ballot By Mail	Provisional
George P. Bush	23	29.87%	<div><div></div></div>	15	4	4	0
Ken Paxton	54	70.13%	<div><div></div></div>	35	15	4	0
Total Votes Cast	77	100.00%	<div><div></div></div>	50	19	8	0
Overvotes	0			0	0	0	0
Undervotes	0			0	0	0	0
Contest Totals	77			50	19	8	0

#### REP Commissioner of the General Land Office

Vote For 1

	TOTAL	VOTE %		Election Day	Early Voting	Ballot By Mail	Provisional
Tim Westley	11	15.49%	<div><div></div></div>	6	5	0	0
Dawn Buckingham	60	84.51%	<div><div></div></div>	40	12	8	0
Total Votes Cast	71	100.00%	<div><div></div></div>	46	17	8	0
Overvotes	0			0	0	0	0
Undervotes	6			4	2	0	0
Contest Totals	77			50	19	8	0

#### REP Railroad Commissioner

Vote For 1

	TOTAL	VOTE %		Election Day	Early Voting	Ballot By Mail	Provisional
Sarah Stogner	36	50.00%	<div><div></div></div>	25	10	1	0
Wayne Christian	36	50.00%	<div><div></div></div>	22	7	7	0
Total Votes Cast	72	100.00%	<div><div></div></div>	47	17	8	0
Overvotes	0			0	0	0	0
Undervotes	5			3	2	0	0
Contest Totals	77			50	19	8	0

#### REP Judge, County Court at Law No. 5

Vote For 1

	TOTAL	VOTE %		Election Day	Early Voting	Ballot By Mail	Provisional
Randy Johnson	43	66.15%	<div><div></div></div>	32	8	3	0
Jimmy Angelino	22	33.85%	<div><div></div></div>	9	8	5	0
Total Votes Cast	65	100.00%	<div><div></div></div>	41	16	8	0
Overvotes	0			0	0	0	0
Undervotes	12			9	3	0	0
Contest Totals	77			50	19	8	0

Summary Results Report  
Primary Runoff  
May 24th, 2022

Final Results  
SOVC  
COLLIN COUNTY

## PCT 042

### REP District Clerk

Vote For 1

	TOTAL	VOTE %		Election Day	Early Voting	Ballot By Mail	Provisional
Mike Gould	33	52.38%	<div><div></div></div>	21	11	1	0
Lynne Finley	30	47.62%	<div><div></div></div>	19	4	7	0
Total Votes Cast	63	100.00%	<div><div></div></div>	40	15	8	0
Overvotes	0			0	0	0	0
Undervotes	14			10	4	0	0
Contest Totals	77			50	19	8	0

### DEM Lieutenant Governor

Vote For 1

	TOTAL	VOTE %		Election Day	Early Voting	Ballot By Mail	Provisional
Michelle Beckley	10	62.50%	<div><div></div></div>	5	1	4	0
Mike Collier	6	37.50%	<div><div></div></div>	3	3	0	0
Total Votes Cast	16	100.00%	<div><div></div></div>	8	4	4	0
Overvotes	0			0	0	0	0
Undervotes	0			0	0	0	0
Contest Totals	16			8	4	4	0

### DEM Attorney General

Vote For 1

	TOTAL	VOTE %		Election Day	Early Voting	Ballot By Mail	Provisional
Rochelle Mercedes Garza	9	56.25%	<div><div></div></div>	5	2	2	0
Joe Jaworski	7	43.75%	<div><div></div></div>	3	2	2	0
Total Votes Cast	16	100.00%	<div><div></div></div>	8	4	4	0
Overvotes	0			0	0	0	0
Undervotes	0			0	0	0	0
Contest Totals	16			8	4	4	0

### DEM Comptroller of Public Accounts

Vote For 1

	TOTAL	VOTE %		Election Day	Early Voting	Ballot By Mail	Provisional
Angel Luis Vega	6	37.50%	<div><div></div></div>	3	2	1	0
Janet T. Dudding	10	62.50%	<div><div></div></div>	5	2	3	0
Total Votes Cast	16	100.00%	<div><div></div></div>	8	4	4	0
Overvotes	0			0	0	0	0
Undervotes	0			0	0	0	0
Contest Totals	16			8	4	4	0



## PCT 042

### DEM Commissioner of the General Land Office

Vote For 1

	TOTAL	VOTE %		Election Day	Early Voting	Ballot By Mail	Provision al
Jay Kleberg	6	37.50%	<div><div></div></div>	4	1	1	0
Sandragrace Martinez	10	62.50%	<div><div></div></div>	4	3	3	0
Total Votes Cast	16	100.00%	<div><div></div></div>	8	4	4	0
Overvotes	0			0	0	0	0
Undervotes	0			0	0	0	0
Contest Totals	16			8	4	4	0

### DEM County Chair

Vote For 1

	TOTAL	VOTE %		Election Day	Early Voting	Ballot By Mail	Provision al
Caroline Werner	11	68.75%	<div><div></div></div>	6	2	3	0
Mike Rawlins	5	31.25%	<div><div></div></div>	2	2	1	0
Total Votes Cast	16	100.00%	<div><div></div></div>	8	4	4	0
Overvotes	0			0	0	0	0
Undervotes	0			0	0	0	0
Contest Totals	16			8	4	4	0

## PCT 043

### Statistics

	TOTAL	Election Day	Early Voting	Ballot By Mail	Provisional
Registered Voters - Total	3,418				
Ballots Cast - Total	218	95	113	10	0
Ballots Cast - Republican	159	66	90	3	0
Ballots Cast - Democratic	59	29	23	7	0
Voter Turnout - Total	6.38%				

#### REP Attorney General

Vote For 1

	TOTAL	VOTE %		Election Day	Early Voting	Ballot By Mail	Provisional
George P. Bush	53	33.76%	<div><div></div></div>	15	35	3	0
Ken Paxton	104	66.24%	<div><div></div></div>	50	54	0	0
Total Votes Cast	157	100.00%	<div><div></div></div>	65	89	3	0
Overvotes	0			0	0	0	0
Undervotes	2			1	1	0	0
Contest Totals	159			66	90	3	0

#### REP Commissioner of the General Land Office

Vote For 1

	TOTAL	VOTE %		Election Day	Early Voting	Ballot By Mail	Provisional
Tim Westley	44	31.21%	<div><div></div></div>	14	29	1	0
Dawn Buckingham	97	68.79%	<div><div></div></div>	44	51	2	0
Total Votes Cast	141	100.00%	<div><div></div></div>	58	80	3	0
Overvotes	0			0	0	0	0
Undervotes	18			8	10	0	0
Contest Totals	159			66	90	3	0

#### REP Railroad Commissioner

Vote For 1

	TOTAL	VOTE %		Election Day	Early Voting	Ballot By Mail	Provisional
Sarah Stogner	58	41.13%	<div><div></div></div>	24	33	1	0
Wayne Christian	83	58.87%	<div><div></div></div>	36	45	2	0
Total Votes Cast	141	100.00%	<div><div></div></div>	60	78	3	0
Overvotes	0			0	0	0	0
Undervotes	18			6	12	0	0
Contest Totals	159			66	90	3	0

#### REP State Representative, District 61

Vote For 1

	TOTAL	VOTE %		Election Day	Early Voting	Ballot By Mail	Provisional
Frederick Frazier	104	68.42%	<div><div></div></div>	47	55	2	0
Paul Chabot	48	31.58%	<div><div></div></div>	15	32	1	0
Total Votes Cast	152	100.00%	<div><div></div></div>	62	87	3	0
Overvotes	0			0	0	0	0
Undervotes	7			4	3	0	0
Contest Totals	159			66	90	3	0

## PCT 043

### REP Judge, County Court at Law No. 5

Vote For 1

	TOTAL	VOTE %		Election Day	Early Voting	Ballot By Mail	Provisional
Randy Johnson	87	63.04%	<div><div></div></div>	37	47	3	0
Jimmy Angelino	51	36.96%	<div><div></div></div>	19	32	0	0
Total Votes Cast	138	100.00%	<div><div></div></div>	56	79	3	0
Overvotes	0			0	0	0	0
Undervotes	21			10	11	0	0
Contest Totals	159			66	90	3	0

### REP District Clerk

Vote For 1

	TOTAL	VOTE %		Election Day	Early Voting	Ballot By Mail	Provisional
Mike Gould	68	49.64%	<div><div></div></div>	34	33	1	0
Lynne Finley	69	50.36%	<div><div></div></div>	22	45	2	0
Total Votes Cast	137	100.00%	<div><div></div></div>	56	78	3	0
Overvotes	0			0	0	0	0
Undervotes	22			10	12	0	0
Contest Totals	159			66	90	3	0

### REP Constable, Precinct 1

Vote For 1

	TOTAL	VOTE %		Election Day	Early Voting	Ballot By Mail	Provisional
Cris Trevino	60	43.80%	<div><div></div></div>	27	32	1	0
Matt Carpenter	77	56.20%	<div><div></div></div>	30	46	1	0
Total Votes Cast	137	100.00%	<div><div></div></div>	57	78	2	0
Overvotes	0			0	0	0	0
Undervotes	22			9	12	1	0
Contest Totals	159			66	90	3	0

### DEM Lieutenant Governor

Vote For 1

	TOTAL	VOTE %		Election Day	Early Voting	Ballot By Mail	Provisional
Michelle Beckley	26	44.07%	<div><div></div></div>	12	7	7	0
Mike Collier	33	55.93%	<div><div></div></div>	17	16	0	0
Total Votes Cast	59	100.00%	<div><div></div></div>	29	23	7	0
Overvotes	0			0	0	0	0
Undervotes	0			0	0	0	0
Contest Totals	59			29	23	7	0

## PCT 043

### DEM Attorney General

Vote For 1

	TOTAL	VOTE %		Election Day	Early Voting	Ballot By Mail	Provision al
Rochelle Mercedes Garza	42	71.19%	<div><div></div></div>	21	16	5	0
Joe Jaworski	17	28.81%	<div><div></div></div>	8	7	2	0
Total Votes Cast	59	100.00%	<div><div></div></div>	29	23	7	0
Overvotes	0			0	0	0	0
Undervotes	0			0	0	0	0
Contest Totals	59			29	23	7	0

### DEM Comptroller of Public Accounts

Vote For 1

	TOTAL	VOTE %		Election Day	Early Voting	Ballot By Mail	Provision al
Angel Luis Vega	18	30.51%	<div><div></div></div>	10	6	2	0
Janet T. Dudding	41	69.49%	<div><div></div></div>	19	17	5	0
Total Votes Cast	59	100.00%	<div><div></div></div>	29	23	7	0
Overvotes	0			0	0	0	0
Undervotes	0			0	0	0	0
Contest Totals	59			29	23	7	0

### DEM Commissioner of the General Land Office

Vote For 1

	TOTAL	VOTE %		Election Day	Early Voting	Ballot By Mail	Provision al
Jay Kleberg	34	58.62%	<div><div></div></div>	17	14	3	0
Sandragrace Martinez	24	41.38%	<div><div></div></div>	11	9	4	0
Total Votes Cast	58	100.00%	<div><div></div></div>	28	23	7	0
Overvotes	0			0	0	0	0
Undervotes	1			1	0	0	0
Contest Totals	59			29	23	7	0

### DEM County Chair

Vote For 1

	TOTAL	VOTE %		Election Day	Early Voting	Ballot By Mail	Provision al
Caroline Werner	38	65.52%	<div><div></div></div>	19	14	5	0
Mike Rawlins	20	34.48%	<div><div></div></div>	10	8	2	0
Total Votes Cast	58	100.00%	<div><div></div></div>	29	22	7	0
Overvotes	0			0	0	0	0
Undervotes	1			0	1	0	0
Contest Totals	59			29	23	7	0

Summary Results Report  
Primary Runoff  
May 24th, 2022

Final Results  
SOVC  
COLLIN COUNTY

## PCT 044

### Statistics

	TOTAL	Election Day	Early Voting	Ballot By Mail	Provisional
Registered Voters - Total	1,690				
Ballots Cast - Total	123	45	64	14	0
Ballots Cast - Republican	93	29	54	10	0
Ballots Cast - Democratic	30	16	10	4	0
Voter Turnout - Total	7.28%				

#### REP Attorney General

Vote For 1

	TOTAL	VOTE %		Election Day	Early Voting	Ballot By Mail	Provisional
George P. Bush	45	49.45%	<div><div></div></div>	15	26	4	0
Ken Paxton	46	50.55%	<div><div></div></div>	14	26	6	0
Total Votes Cast	91	100.00%	<div><div></div></div>	29	52	10	0
Overvotes	0			0	0	0	0
Undervotes	2			0	2	0	0
Contest Totals	93			29	54	10	0

#### REP Commissioner of the General Land Office

Vote For 1

	TOTAL	VOTE %		Election Day	Early Voting	Ballot By Mail	Provisional
Tim Westley	22	30.14%	<div><div></div></div>	8	9	5	0
Dawn Buckingham	51	69.86%	<div><div></div></div>	17	32	2	0
Total Votes Cast	73	100.00%	<div><div></div></div>	25	41	7	0
Overvotes	0			0	0	0	0
Undervotes	20			4	13	3	0
Contest Totals	93			29	54	10	0

#### REP Railroad Commissioner

Vote For 1

	TOTAL	VOTE %		Election Day	Early Voting	Ballot By Mail	Provisional
Sarah Stogner	40	54.79%	<div><div></div></div>	15	24	1	0
Wayne Christian	33	45.21%	<div><div></div></div>	11	16	6	0
Total Votes Cast	73	100.00%	<div><div></div></div>	26	40	7	0
Overvotes	0			0	0	0	0
Undervotes	20			3	14	3	0
Contest Totals	93			29	54	10	0

#### REP Judge, County Court at Law No. 5

Vote For 1

	TOTAL	VOTE %		Election Day	Early Voting	Ballot By Mail	Provisional
Randy Johnson	45	61.64%	<div><div></div></div>	15	26	4	0
Jimmy Angelino	28	38.36%	<div><div></div></div>	12	14	2	0
Total Votes Cast	73	100.00%	<div><div></div></div>	27	40	6	0
Overvotes	0			0	0	0	0
Undervotes	20			2	14	4	0
Contest Totals	93			29	54	10	0

## PCT 044

### REP District Clerk

Vote For 1

	TOTAL	VOTE %		Election Day	Early Voting	Ballot By Mail	Provision al
Mike Gould	30	38.96%	<div><div></div></div>	10	16	4	0
Lynne Finley	47	61.04%	<div><div></div></div>	17	27	3	0
Total Votes Cast	77	100.00%	<div><div></div></div>	27	43	7	0
Overvotes	0			0	0	0	0
Undervotes	16			2	11	3	0
Contest Totals	93			29	54	10	0

### REP Constable, Precinct 1

Vote For 1

	TOTAL	VOTE %		Election Day	Early Voting	Ballot By Mail	Provision al
Cris Trevino	48	57.83%	<div><div></div></div>	16	31	1	0
Matt Carpenter	35	42.17%	<div><div></div></div>	11	19	5	0
Total Votes Cast	83	100.00%	<div><div></div></div>	27	50	6	0
Overvotes	0			0	0	0	0
Undervotes	10			2	4	4	0
Contest Totals	93			29	54	10	0

### DEM Lieutenant Governor

Vote For 1

	TOTAL	VOTE %		Election Day	Early Voting	Ballot By Mail	Provision al
Michelle Beckley	14	46.67%	<div><div></div></div>	7	6	1	0
Mike Collier	16	53.33%	<div><div></div></div>	9	4	3	0
Total Votes Cast	30	100.00%	<div><div></div></div>	16	10	4	0
Overvotes	0			0	0	0	0
Undervotes	0			0	0	0	0
Contest Totals	30			16	10	4	0

### DEM Attorney General

Vote For 1

	TOTAL	VOTE %		Election Day	Early Voting	Ballot By Mail	Provision al
Rochelle Mercedes Garza	20	66.67%	<div><div></div></div>	12	7	1	0
Joe Jaworski	10	33.33%	<div><div></div></div>	4	3	3	0
Total Votes Cast	30	100.00%	<div><div></div></div>	16	10	4	0
Overvotes	0			0	0	0	0
Undervotes	0			0	0	0	0
Contest Totals	30			16	10	4	0

## PCT 044

### DEM Comptroller of Public Accounts

Vote For 1

	TOTAL	VOTE %		Election Day	Early Voting	Ballot By Mail	Provision al
Angel Luis Vega	11	37.93%	<div><div></div></div>	4	5	2	0
Janet T. Dudding	18	62.07%	<div><div></div></div>	12	4	2	0
Total Votes Cast	29	100.00%	<div><div></div></div>	16	9	4	0
Overvotes	0			0	0	0	0
Undervotes	1			0	1	0	0
Contest Totals	30			16	10	4	0

### DEM Commissioner of the General Land Office

Vote For 1

	TOTAL	VOTE %		Election Day	Early Voting	Ballot By Mail	Provision al
Jay Kleberg	17	56.67%	<div><div></div></div>	9	5	3	0
Sandragrace Martinez	13	43.33%	<div><div></div></div>	7	5	1	0
Total Votes Cast	30	100.00%	<div><div></div></div>	16	10	4	0
Overvotes	0			0	0	0	0
Undervotes	0			0	0	0	0
Contest Totals	30			16	10	4	0

### DEM County Chair

Vote For 1

	TOTAL	VOTE %		Election Day	Early Voting	Ballot By Mail	Provision al
Caroline Werner	15	53.57%	<div><div></div></div>	9	6	0	0
Mike Rawlins	13	46.43%	<div><div></div></div>	6	3	4	0
Total Votes Cast	28	100.00%	<div><div></div></div>	15	9	4	0
Overvotes	0			0	0	0	0
Undervotes	2			1	1	0	0
Contest Totals	30			16	10	4	0

## PCT 045

### Statistics

	TOTAL	Election Day	Early Voting	Ballot By Mail	Provisional
Registered Voters - Total	3,342				
Ballots Cast - Total	324	131	142	51	0
Ballots Cast - Republican	257	108	117	32	0
Ballots Cast - Democratic	67	23	25	19	0
Voter Turnout - Total	9.69%				

#### REP Attorney General

Vote For 1

	TOTAL	VOTE %		Election Day	Early Voting	Ballot By Mail	Provisional
George P. Bush	114	44.88%	<div><div></div></div>	43	51	20	0
Ken Paxton	140	55.12%	<div><div></div></div>	63	66	11	0
Total Votes Cast	254	100.00%	<div><div></div></div>	106	117	31	0
Overvotes	0			0	0	0	0
Undervotes	3			2	0	1	0
Contest Totals	257			108	117	32	0

#### REP Commissioner of the General Land Office

Vote For 1

	TOTAL	VOTE %		Election Day	Early Voting	Ballot By Mail	Provisional
Tim Westley	50	22.22%	<div><div></div></div>	22	21	7	0
Dawn Buckingham	175	77.78%	<div><div></div></div>	69	86	20	0
Total Votes Cast	225	100.00%	<div><div></div></div>	91	107	27	0
Overvotes	0			0	0	0	0
Undervotes	32			17	10	5	0
Contest Totals	257			108	117	32	0

#### REP Railroad Commissioner

Vote For 1

	TOTAL	VOTE %		Election Day	Early Voting	Ballot By Mail	Provisional
Sarah Stogner	91	38.89%	<div><div></div></div>	36	44	11	0
Wayne Christian	143	61.11%	<div><div></div></div>	62	65	16	0
Total Votes Cast	234	100.00%	<div><div></div></div>	98	109	27	0
Overvotes	0			0	0	0	0
Undervotes	23			10	8	5	0
Contest Totals	257			108	117	32	0

#### REP Judge, County Court at Law No. 5

Vote For 1

	TOTAL	VOTE %		Election Day	Early Voting	Ballot By Mail	Provisional
Randy Johnson	124	57.41%	<div><div></div></div>	40	64	20	0
Jimmy Angelino	92	42.59%	<div><div></div></div>	48	37	7	0
Total Votes Cast	216	100.00%	<div><div></div></div>	88	101	27	0
Overvotes	0			0	0	0	0
Undervotes	41			20	16	5	0
Contest Totals	257			108	117	32	0



## PCT 045

### REP District Clerk

Vote For 1

	TOTAL	VOTE %		Election Day	Early Voting	Ballot By Mail	Provisional
Mike Gould	125	56.56%	<div><div></div></div>	52	60	13	0
Lynne Finley	96	43.44%	<div><div></div></div>	38	44	14	0
Total Votes Cast	221	100.00%	<div><div></div></div>	90	104	27	0
Overvotes	0			0	0	0	0
Undervotes	36			18	13	5	0
Contest Totals	257			108	117	32	0

### REP Constable, Precinct 1

Vote For 1

	TOTAL	VOTE %		Election Day	Early Voting	Ballot By Mail	Provisional
Cris Trevino	47	22.82%	<div><div></div></div>	19	23	5	0
Matt Carpenter	159	77.18%	<div><div></div></div>	66	74	19	0
Total Votes Cast	206	100.00%	<div><div></div></div>	85	97	24	0
Overvotes	0			0	0	0	0
Undervotes	51			23	20	8	0
Contest Totals	257			108	117	32	0

### DEM Lieutenant Governor

Vote For 1

	TOTAL	VOTE %		Election Day	Early Voting	Ballot By Mail	Provisional
Michelle Beckley	30	44.78%	<div><div></div></div>	13	11	6	0
Mike Collier	37	55.22%	<div><div></div></div>	10	14	13	0
Total Votes Cast	67	100.00%	<div><div></div></div>	23	25	19	0
Overvotes	0			0	0	0	0
Undervotes	0			0	0	0	0
Contest Totals	67			23	25	19	0

### DEM Attorney General

Vote For 1

	TOTAL	VOTE %		Election Day	Early Voting	Ballot By Mail	Provisional
Rochelle Mercedes Garza	43	64.18%	<div><div></div></div>	16	13	14	0
Joe Jaworski	24	35.82%	<div><div></div></div>	7	12	5	0
Total Votes Cast	67	100.00%	<div><div></div></div>	23	25	19	0
Overvotes	0			0	0	0	0
Undervotes	0			0	0	0	0
Contest Totals	67			23	25	19	0

## PCT 045

### DEM Comptroller of Public Accounts

Vote For 1

	TOTAL	VOTE %		Election Day	Early Voting	Ballot By Mail	Provision al
Angel Luis Vega	19	29.23%	<div><div></div></div>	9	6	4	0
Janet T. Dudding	46	70.77%	<div><div></div></div>	13	18	15	0
Total Votes Cast	65	100.00%	<div><div></div></div>	22	24	19	0
Overvotes	0			0	0	0	0
Undervotes	2			1	1	0	0
Contest Totals	67			23	25	19	0

### DEM Commissioner of the General Land Office

Vote For 1

	TOTAL	VOTE %		Election Day	Early Voting	Ballot By Mail	Provision al
Jay Kleberg	35	54.69%	<div><div></div></div>	9	14	12	0
Sandragrace Martinez	29	45.31%	<div><div></div></div>	13	10	6	0
Total Votes Cast	64	100.00%	<div><div></div></div>	22	24	18	0
Overvotes	0			0	0	0	0
Undervotes	3			1	1	1	0
Contest Totals	67			23	25	19	0

### DEM County Chair

Vote For 1

	TOTAL	VOTE %		Election Day	Early Voting	Ballot By Mail	Provision al
Caroline Werner	34	52.31%	<div><div></div></div>	13	12	9	0
Mike Rawlins	31	47.69%	<div><div></div></div>	9	13	9	0
Total Votes Cast	65	100.00%	<div><div></div></div>	22	25	18	0
Overvotes	0			0	0	0	0
Undervotes	2			1	0	1	0
Contest Totals	67			23	25	19	0

## PCT 046

### Statistics

	TOTAL	Election Day	Early Voting	Ballot By Mail	Provisional
Registered Voters - Total	3,083				
Ballots Cast - Total	237	115	99	23	0
Ballots Cast - Republican	132	60	59	13	0
Ballots Cast - Democratic	105	55	40	10	0
Voter Turnout - Total	7.69%				

#### REP United States Representative, District 32

Vote For 1

	TOTAL	VOTE %		Election Day	Early Voting	Ballot By Mail	Provisional
Justin Webb	48	41.74%	<div><div></div></div>	24	16	8	0
Antonio Swad	67	58.26%	<div><div></div></div>	30	34	3	0
Total Votes Cast	115	100.00%	<div><div></div></div>	54	50	11	0
Overvotes	0			0	0	0	0
Undervotes	17			6	9	2	0
Contest Totals	132			60	59	13	0

#### REP Attorney General

Vote For 1

	TOTAL	VOTE %		Election Day	Early Voting	Ballot By Mail	Provisional
George P. Bush	49	37.12%	<div><div></div></div>	16	23	10	0
Ken Paxton	83	62.88%	<div><div></div></div>	44	36	3	0
Total Votes Cast	132	100.00%	<div><div></div></div>	60	59	13	0
Overvotes	0			0	0	0	0
Undervotes	0			0	0	0	0
Contest Totals	132			60	59	13	0

#### REP Commissioner of the General Land Office

Vote For 1

	TOTAL	VOTE %		Election Day	Early Voting	Ballot By Mail	Provisional
Tim Westley	40	33.61%	<div><div></div></div>	23	11	6	0
Dawn Buckingham	79	66.39%	<div><div></div></div>	32	42	5	0
Total Votes Cast	119	100.00%	<div><div></div></div>	55	53	11	0
Overvotes	0			0	0	0	0
Undervotes	13			5	6	2	0
Contest Totals	132			60	59	13	0

#### REP Railroad Commissioner

Vote For 1

	TOTAL	VOTE %		Election Day	Early Voting	Ballot By Mail	Provisional
Sarah Stogner	42	33.87%	<div><div></div></div>	19	18	5	0
Wayne Christian	82	66.13%	<div><div></div></div>	40	35	7	0
Total Votes Cast	124	100.00%	<div><div></div></div>	59	53	12	0
Overvotes	0			0	0	0	0
Undervotes	8			1	6	1	0
Contest Totals	132			60	59	13	0

## PCT 046

### REP State Representative, District 70

Vote For 1

	TOTAL	VOTE %		Election Day	Early Voting	Ballot By Mail	Provisional
Jamee Jolly	68	54.84%	<div><div></div></div>	24	35	9	0
Eric J. Bowlin	56	45.16%	<div><div></div></div>	31	22	3	0
Total Votes Cast	124	100.00%	<div><div></div></div>	55	57	12	0
Overvotes	0			0	0	0	0
Undervotes	8			5	2	1	0
Contest Totals	132			60	59	13	0

### REP Judge, County Court at Law No. 5

Vote For 1

	TOTAL	VOTE %		Election Day	Early Voting	Ballot By Mail	Provisional
Randy Johnson	74	62.71%	<div><div></div></div>	29	33	12	0
Jimmy Angelino	44	37.29%	<div><div></div></div>	23	20	1	0
Total Votes Cast	118	100.00%	<div><div></div></div>	52	53	13	0
Overvotes	0			0	0	0	0
Undervotes	14			8	6	0	0
Contest Totals	132			60	59	13	0

### REP District Clerk

Vote For 1

	TOTAL	VOTE %		Election Day	Early Voting	Ballot By Mail	Provisional
Mike Gould	58	50.00%	<div><div></div></div>	32	23	3	0
Lynne Finley	58	50.00%	<div><div></div></div>	20	29	9	0
Total Votes Cast	116	100.00%	<div><div></div></div>	52	52	12	0
Overvotes	0			0	0	0	0
Undervotes	16			8	7	1	0
Contest Totals	132			60	59	13	0

### DEM Lieutenant Governor

Vote For 1

	TOTAL	VOTE %		Election Day	Early Voting	Ballot By Mail	Provisional
Michelle Beckley	36	35.29%	<div><div></div></div>	20	9	7	0
Mike Collier	66	64.71%	<div><div></div></div>	32	31	3	0
Total Votes Cast	102	100.00%	<div><div></div></div>	52	40	10	0
Overvotes	0			0	0	0	0
Undervotes	3			3	0	0	0
Contest Totals	105			55	40	10	0

## PCT 046

### DEM Attorney General

Vote For 1

	TOTAL	VOTE %		Election Day	Early Voting	Ballot By Mail	Provisional
Rochelle Mercedes Garza	49	48.04%	<div><div></div></div>	29	14	6	0
Joe Jaworski	53	51.96%	<div><div></div></div>	24	25	4	0
Total Votes Cast	102	100.00%	<div><div></div></div>	53	39	10	0
Overvotes	0			0	0	0	0
Undervotes	3			2	1	0	0
Contest Totals	105			55	40	10	0

### DEM Comptroller of Public Accounts

Vote For 1

	TOTAL	VOTE %		Election Day	Early Voting	Ballot By Mail	Provisional
Angel Luis Vega	38	36.89%	<div><div></div></div>	25	8	5	0
Janet T. Dudding	65	63.11%	<div><div></div></div>	29	31	5	0
Total Votes Cast	103	100.00%	<div><div></div></div>	54	39	10	0
Overvotes	0			0	0	0	0
Undervotes	2			1	1	0	0
Contest Totals	105			55	40	10	0

### DEM Commissioner of the General Land Office

Vote For 1

	TOTAL	VOTE %		Election Day	Early Voting	Ballot By Mail	Provisional
Jay Kleberg	64	63.37%	<div><div></div></div>	32	28	4	0
Sandrgrace Martinez	37	36.63%	<div><div></div></div>	22	11	4	0
Total Votes Cast	101	100.00%	<div><div></div></div>	54	39	8	0
Overvotes	0			0	0	0	0
Undervotes	4			1	1	2	0
Contest Totals	105			55	40	10	0

### DEM State Representative, District 70

Vote For 1

	TOTAL	VOTE %		Election Day	Early Voting	Ballot By Mail	Provisional
Mihaela Elizabeth Plesa	58	55.77%	<div><div></div></div>	29	27	2	0
Cassandra Garcia Hernandez	46	44.23%	<div><div></div></div>	25	13	8	0
Total Votes Cast	104	100.00%	<div><div></div></div>	54	40	10	0
Overvotes	0			0	0	0	0
Undervotes	1			1	0	0	0
Contest Totals	105			55	40	10	0

PCT 046

DEM County Chair							
Vote For 1							
	TOTAL	VOTE %		Election Day	Early Voting	Ballot By Mail	Provision al
Caroline Werner	65	63.11%	<div><div></div></div>	35	24	6	0
Mike Rawlins	38	36.89%	<div><div></div></div>	19	15	4	0
Total Votes Cast	103	100.00%	<div><div></div></div>	54	39	10	0
Overvotes	0			0	0	0	0
Undervotes	2			1	1	0	0
Contest Totals	105			55	40	10	0

## PCT 047

### Statistics

	TOTAL	Election Day	Early Voting	Ballot By Mail	Provisional
Registered Voters - Total	2,590				
Ballots Cast - Total	235	95	112	27	1
Ballots Cast - Republican	143	62	69	11	1
Ballots Cast - Democratic	92	33	43	16	0
Voter Turnout - Total	9.07%				

#### REP Attorney General

Vote For 1

	TOTAL	VOTE %		Election Day	Early Voting	Ballot By Mail	Provisional
George P. Bush	42	30.00%	<div><div></div></div>	14	25	3	0
Ken Paxton	98	70.00%	<div><div></div></div>	46	43	8	1
Total Votes Cast	140	100.00%	<div><div></div></div>	60	68	11	1
Overvotes	0			0	0	0	0
Undervotes	3			2	1	0	0
Contest Totals	143			62	69	11	1

#### REP Commissioner of the General Land Office

Vote For 1

	TOTAL	VOTE %		Election Day	Early Voting	Ballot By Mail	Provisional
Tim Westley	31	24.60%	<div><div></div></div>	10	17	4	0
Dawn Buckingham	95	75.40%	<div><div></div></div>	44	43	7	1
Total Votes Cast	126	100.00%	<div><div></div></div>	54	60	11	1
Overvotes	0			0	0	0	0
Undervotes	17			8	9	0	0
Contest Totals	143			62	69	11	1

#### REP Railroad Commissioner

Vote For 1

	TOTAL	VOTE %		Election Day	Early Voting	Ballot By Mail	Provisional
Sarah Stogner	57	42.86%	<div><div></div></div>	28	22	7	0
Wayne Christian	76	57.14%	<div><div></div></div>	30	41	4	1
Total Votes Cast	133	100.00%	<div><div></div></div>	58	63	11	1
Overvotes	0			0	0	0	0
Undervotes	10			4	6	0	0
Contest Totals	143			62	69	11	1

#### REP Judge, County Court at Law No. 5

Vote For 1

	TOTAL	VOTE %		Election Day	Early Voting	Ballot By Mail	Provisional
Randy Johnson	79	63.71%	<div><div></div></div>	37	34	8	0
Jimmy Angelino	45	36.29%	<div><div></div></div>	18	23	3	1
Total Votes Cast	124	100.00%	<div><div></div></div>	55	57	11	1
Overvotes	0			0	0	0	0
Undervotes	19			7	12	0	0
Contest Totals	143			62	69	11	1

Summary Results Report  
Primary Runoff  
May 24th, 2022

Final Results  
SOVC  
COLLIN COUNTY

## PCT 047

### REP District Clerk

Vote For 1

	TOTAL	VOTE %		Election Day	Early Voting	Ballot By Mail	Provisional
Mike Gould	58	46.40%	<div><div></div></div>	21	32	4	1
Lynne Finley	67	53.60%	<div><div></div></div>	33	28	6	0
Total Votes Cast	125	100.00%	<div><div></div></div>	54	60	10	1
Overvotes	0			0	0	0	0
Undervotes	18			8	9	1	0
Contest Totals	143			62	69	11	1

### DEM Lieutenant Governor

Vote For 1

	TOTAL	VOTE %		Election Day	Early Voting	Ballot By Mail	Provisional
Michelle Beckley	36	39.13%	<div><div></div></div>	11	16	9	0
Mike Collier	56	60.87%	<div><div></div></div>	22	27	7	0
Total Votes Cast	92	100.00%	<div><div></div></div>	33	43	16	0
Overvotes	0			0	0	0	0
Undervotes	0			0	0	0	0
Contest Totals	92			33	43	16	0

### DEM Attorney General

Vote For 1

	TOTAL	VOTE %		Election Day	Early Voting	Ballot By Mail	Provisional
Rochelle Mercedes Garza	59	64.84%	<div><div></div></div>	21	26	12	0
Joe Jaworski	32	35.16%	<div><div></div></div>	12	16	4	0
Total Votes Cast	91	100.00%	<div><div></div></div>	33	42	16	0
Overvotes	0			0	0	0	0
Undervotes	1			0	1	0	0
Contest Totals	92			33	43	16	0

### DEM Comptroller of Public Accounts

Vote For 1

	TOTAL	VOTE %		Election Day	Early Voting	Ballot By Mail	Provisional
Angel Luis Vega	38	43.18%	<div><div></div></div>	15	16	7	0
Janet T. Dudding	50	56.82%	<div><div></div></div>	17	24	9	0
Total Votes Cast	88	100.00%	<div><div></div></div>	32	40	16	0
Overvotes	0			0	0	0	0
Undervotes	4			1	3	0	0
Contest Totals	92			33	43	16	0



## PCT 047

### DEM Commissioner of the General Land Office

Vote For 1

	TOTAL	VOTE %		Election Day	Early Voting	Ballot By Mail	Provision al
Jay Kleberg	53	58.89%	<div><div></div></div>	16	30	7	0
Sandragrace Martinez	37	41.11%	<div><div></div></div>	16	12	9	0
Total Votes Cast	90	100.00%	<div><div></div></div>	32	42	16	0
Overvotes	0			0	0	0	0
Undervotes	2			1	1	0	0
Contest Totals	92			33	43	16	0

### DEM County Chair

Vote For 1

	TOTAL	VOTE %		Election Day	Early Voting	Ballot By Mail	Provision al
Caroline Werner	43	48.31%	<div><div></div></div>	10	24	9	0
Mike Rawlins	46	51.69%	<div><div></div></div>	22	18	6	0
Total Votes Cast	89	100.00%	<div><div></div></div>	32	42	15	0
Overvotes	0			0	0	0	0
Undervotes	3			1	1	1	0
Contest Totals	92			33	43	16	0

## PCT 048

### Statistics

	TOTAL	Election Day	Early Voting	Ballot By Mail	Provisional
Registered Voters - Total	3,745				
Ballots Cast - Total	322	163	118	40	1
Ballots Cast - Republican	197	111	65	21	0
Ballots Cast - Democratic	125	52	53	19	1
Voter Turnout - Total	8.60%				

#### REP United States Representative, District 32

Vote For 1

	TOTAL	VOTE %		Election Day	Early Voting	Ballot By Mail	Provisional
Justin Webb	74	44.05%	<div><div></div></div>	39	25	10	0
Antonio Swad	94	55.95%	<div><div></div></div>	58	29	7	0
Total Votes Cast	168	100.00%	<div><div></div></div>	97	54	17	0
Overvotes	0			0	0	0	0
Undervotes	29			14	11	4	0
Contest Totals	197			111	65	21	0

#### REP Attorney General

Vote For 1

	TOTAL	VOTE %		Election Day	Early Voting	Ballot By Mail	Provisional
George P. Bush	85	43.37%	<div><div></div></div>	42	30	13	0
Ken Paxton	111	56.63%	<div><div></div></div>	69	34	8	0
Total Votes Cast	196	100.00%	<div><div></div></div>	111	64	21	0
Overvotes	0			0	0	0	0
Undervotes	1			0	1	0	0
Contest Totals	197			111	65	21	0

#### REP Commissioner of the General Land Office

Vote For 1

	TOTAL	VOTE %		Election Day	Early Voting	Ballot By Mail	Provisional
Tim Westley	40	23.39%	<div><div></div></div>	21	10	9	0
Dawn Buckingham	131	76.61%	<div><div></div></div>	77	46	8	0
Total Votes Cast	171	100.00%	<div><div></div></div>	98	56	17	0
Overvotes	0			0	0	0	0
Undervotes	26			13	9	4	0
Contest Totals	197			111	65	21	0

#### REP Railroad Commissioner

Vote For 1

	TOTAL	VOTE %		Election Day	Early Voting	Ballot By Mail	Provisional
Sarah Stogner	79	43.17%	<div><div></div></div>	45	29	5	0
Wayne Christian	104	56.83%	<div><div></div></div>	55	33	16	0
Total Votes Cast	183	100.00%	<div><div></div></div>	100	62	21	0
Overvotes	0			0	0	0	0
Undervotes	14			11	3	0	0
Contest Totals	197			111	65	21	0

## PCT 048

### REP Judge, County Court at Law No. 5

Vote For 1

	TOTAL	VOTE %		Election Day	Early Voting	Ballot By Mail	Provisional
Randy Johnson	99	63.87%	<div><div></div></div>	55	31	13	0
Jimmy Angelino	56	36.13%	<div><div></div></div>	33	19	4	0
Total Votes Cast	155	100.00%	<div><div></div></div>	88	50	17	0
Overvotes	0			0	0	0	0
Undervotes	42			23	15	4	0
Contest Totals	197			111	65	21	0

### REP District Clerk

Vote For 1

	TOTAL	VOTE %		Election Day	Early Voting	Ballot By Mail	Provisional
Mike Gould	92	57.14%	<div><div></div></div>	58	27	7	0
Lynne Finley	69	42.86%	<div><div></div></div>	32	26	11	0
Total Votes Cast	161	100.00%	<div><div></div></div>	90	53	18	0
Overvotes	0			0	0	0	0
Undervotes	36			21	12	3	0
Contest Totals	197			111	65	21	0

### DEM Lieutenant Governor

Vote For 1

	TOTAL	VOTE %		Election Day	Early Voting	Ballot By Mail	Provisional
Michelle Beckley	37	29.60%	<div><div></div></div>	20	14	3	0
Mike Collier	88	70.40%	<div><div></div></div>	32	39	16	1
Total Votes Cast	125	100.00%	<div><div></div></div>	52	53	19	1
Overvotes	0			0	0	0	0
Undervotes	0			0	0	0	0
Contest Totals	125			52	53	19	1

### DEM Attorney General

Vote For 1

	TOTAL	VOTE %		Election Day	Early Voting	Ballot By Mail	Provisional
Rochelle Mercedes Garza	55	44.35%	<div><div></div></div>	26	24	5	0
Joe Jaworski	69	55.65%	<div><div></div></div>	25	29	14	1
Total Votes Cast	124	100.00%	<div><div></div></div>	51	53	19	1
Overvotes	0			0	0	0	0
Undervotes	1			1	0	0	0
Contest Totals	125			52	53	19	1

## PCT 048

### DEM Comptroller of Public Accounts

Vote For 1

	TOTAL	VOTE %		Election Day	Early Voting	Ballot By Mail	Provision al
Angel Luis Vega	35	28.46%	<div><div></div></div>	15	16	4	0
Janet T. Dudding	88	71.54%	<div><div></div></div>	36	37	14	1
Total Votes Cast	123	100.00%	<div><div></div></div>	51	53	18	1
Overvotes	0			0	0	0	0
Undervotes	2			1	0	1	0
Contest Totals	125			52	53	19	1

### DEM Commissioner of the General Land Office

Vote For 1

	TOTAL	VOTE %		Election Day	Early Voting	Ballot By Mail	Provision al
Jay Kleberg	83	67.48%	<div><div></div></div>	32	36	14	1
Sandragrace Martinez	40	32.52%	<div><div></div></div>	19	17	4	0
Total Votes Cast	123	100.00%	<div><div></div></div>	51	53	18	1
Overvotes	0			0	0	0	0
Undervotes	2			1	0	1	0
Contest Totals	125			52	53	19	1

### DEM County Chair

Vote For 1

	TOTAL	VOTE %		Election Day	Early Voting	Ballot By Mail	Provision al
Caroline Werner	41	33.88%	<div><div></div></div>	21	17	3	0
Mike Rawlins	80	66.12%	<div><div></div></div>	28	35	16	1
Total Votes Cast	121	100.00%	<div><div></div></div>	49	52	19	1
Overvotes	0			0	0	0	0
Undervotes	4			3	1	0	0
Contest Totals	125			52	53	19	1

## PCT 049

### Statistics

	TOTAL	Election Day	Early Voting	Ballot By Mail	Provisional
Registered Voters - Total	2,308				
Ballots Cast - Total	438	145	242	49	2
Ballots Cast - Republican	306	105	173	27	1
Ballots Cast - Democratic	132	40	69	22	1
Voter Turnout - Total	18.98%				

#### REP Attorney General

Vote For 1

	TOTAL	VOTE %		Election Day	Early Voting	Ballot By Mail	Provisional
George P. Bush	110	36.30%	<div><div></div></div>	37	54	19	0
Ken Paxton	193	63.70%	<div><div></div></div>	66	118	8	1
Total Votes Cast	303	100.00%	<div><div></div></div>	103	172	27	1
Overvotes	0			0	0	0	0
Undervotes	3			2	1	0	0
Contest Totals	306			105	173	27	1

#### REP Commissioner of the General Land Office

Vote For 1

	TOTAL	VOTE %		Election Day	Early Voting	Ballot By Mail	Provisional
Tim Westley	64	23.19%	<div><div></div></div>	26	30	8	0
Dawn Buckingham	212	76.81%	<div><div></div></div>	68	125	18	1
Total Votes Cast	276	100.00%	<div><div></div></div>	94	155	26	1
Overvotes	0			0	0	0	0
Undervotes	30			11	18	1	0
Contest Totals	306			105	173	27	1

#### REP Railroad Commissioner

Vote For 1

	TOTAL	VOTE %		Election Day	Early Voting	Ballot By Mail	Provisional
Sarah Stogner	107	37.54%	<div><div></div></div>	44	49	14	0
Wayne Christian	178	62.46%	<div><div></div></div>	55	110	12	1
Total Votes Cast	285	100.00%	<div><div></div></div>	99	159	26	1
Overvotes	0			0	0	0	0
Undervotes	21			6	14	1	0
Contest Totals	306			105	173	27	1

#### REP State Representative, District 70

Vote For 1

	TOTAL	VOTE %		Election Day	Early Voting	Ballot By Mail	Provisional
Jamee Jolly	141	47.47%	<div><div></div></div>	59	69	13	0
Eric J. Bowlin	156	52.53%	<div><div></div></div>	43	99	13	1
Total Votes Cast	297	100.00%	<div><div></div></div>	102	168	26	1
Overvotes	0			0	0	0	0
Undervotes	9			3	5	1	0
Contest Totals	306			105	173	27	1

## PCT 049

### REP Judge, County Court at Law No. 5

Vote For 1

	TOTAL	VOTE %		Election Day	Early Voting	Ballot By Mail	Provisional
Randy Johnson	157	59.92%	<div><div></div></div>	52	86	19	0
Jimmy Angelino	105	40.08%	<div><div></div></div>	36	61	7	1
Total Votes Cast	262	100.00%	<div><div></div></div>	88	147	26	1
Overvotes	0			0	0	0	0
Undervotes	44			17	26	1	0
Contest Totals	306			105	173	27	1

### REP District Clerk

Vote For 1

	TOTAL	VOTE %		Election Day	Early Voting	Ballot By Mail	Provisional
Mike Gould	144	53.93%	<div><div></div></div>	49	87	7	1
Lynne Finley	123	46.07%	<div><div></div></div>	45	59	19	0
Total Votes Cast	267	100.00%	<div><div></div></div>	94	146	26	1
Overvotes	0			0	0	0	0
Undervotes	39			11	27	1	0
Contest Totals	306			105	173	27	1

### DEM Lieutenant Governor

Vote For 1

	TOTAL	VOTE %		Election Day	Early Voting	Ballot By Mail	Provisional
Michelle Beckley	43	33.33%	<div><div></div></div>	10	23	9	1
Mike Collier	86	66.67%	<div><div></div></div>	30	43	13	0
Total Votes Cast	129	100.00%	<div><div></div></div>	40	66	22	1
Overvotes	0			0	0	0	0
Undervotes	3			0	3	0	0
Contest Totals	132			40	69	22	1

### DEM Attorney General

Vote For 1

	TOTAL	VOTE %		Election Day	Early Voting	Ballot By Mail	Provisional
Rochelle Mercedes Garza	66	51.56%	<div><div></div></div>	17	36	12	1
Joe Jaworski	62	48.44%	<div><div></div></div>	23	29	10	0
Total Votes Cast	128	100.00%	<div><div></div></div>	40	65	22	1
Overvotes	0			0	0	0	0
Undervotes	4			0	4	0	0
Contest Totals	132			40	69	22	1

## PCT 049

### DEM Comptroller of Public Accounts

Vote For 1

	TOTAL	VOTE %		Election Day	Early Voting	Ballot By Mail	Provision al
Angel Luis Vega	28	22.76%	<div><div></div></div>	10	12	6	0
Janet T. Dudding	95	77.24%	<div><div></div></div>	26	52	16	1
Total Votes Cast	123	100.00%	<div><div></div></div>	36	64	22	1
Overvotes	0			0	0	0	0
Undervotes	9			4	5	0	0
Contest Totals	132			40	69	22	1

### DEM Commissioner of the General Land Office

Vote For 1

	TOTAL	VOTE %		Election Day	Early Voting	Ballot By Mail	Provision al
Jay Kleberg	71	56.35%	<div><div></div></div>	21	36	13	1
Sandragrace Martinez	55	43.65%	<div><div></div></div>	16	30	9	0
Total Votes Cast	126	100.00%	<div><div></div></div>	37	66	22	1
Overvotes	0			0	0	0	0
Undervotes	6			3	3	0	0
Contest Totals	132			40	69	22	1

### DEM State Representative, District 70

Vote For 1

	TOTAL	VOTE %		Election Day	Early Voting	Ballot By Mail	Provision al
Mihaela Elizabeth Plesa	62	47.33%	<div><div></div></div>	20	34	8	0
Cassandra Garcia Hernandez	69	52.67%	<div><div></div></div>	20	34	14	1
Total Votes Cast	131	100.00%	<div><div></div></div>	40	68	22	1
Overvotes	0			0	0	0	0
Undervotes	1			0	1	0	0
Contest Totals	132			40	69	22	1

### DEM County Chair

Vote For 1

	TOTAL	VOTE %		Election Day	Early Voting	Ballot By Mail	Provision al
Caroline Werner	79	61.24%	<div><div></div></div>	23	43	12	1
Mike Rawlins	50	38.76%	<div><div></div></div>	17	24	9	0
Total Votes Cast	129	100.00%	<div><div></div></div>	40	67	21	1
Overvotes	0			0	0	0	0
Undervotes	3			0	2	1	0
Contest Totals	132			40	69	22	1

## PCT 050

### Statistics

	TOTAL	Election Day	Early Voting	Ballot By Mail	Provisional
Registered Voters - Total	3,054				
Ballots Cast - Total	133	54	65	13	1
Ballots Cast - Republican	66	26	32	7	1
Ballots Cast - Democratic	67	28	33	6	0
Voter Turnout - Total	4.35%				

#### REP Attorney General

Vote For 1

	TOTAL	VOTE %		Election Day	Early Voting	Ballot By Mail	Provisional
George P. Bush	17	25.76%	<div><div></div></div>	2	12	2	1
Ken Paxton	49	74.24%	<div><div></div></div>	24	20	5	0
Total Votes Cast	66	100.00%	<div><div></div></div>	26	32	7	1
Overvotes	0			0	0	0	0
Undervotes	0			0	0	0	0
Contest Totals	66			26	32	7	1

#### REP Commissioner of the General Land Office

Vote For 1

	TOTAL	VOTE %		Election Day	Early Voting	Ballot By Mail	Provisional
Tim Westley	12	21.43%	<div><div></div></div>	6	4	2	0
Dawn Buckingham	44	78.57%	<div><div></div></div>	14	26	4	0
Total Votes Cast	56	100.00%	<div><div></div></div>	20	30	6	0
Overvotes	0			0	0	0	0
Undervotes	10			6	2	1	1
Contest Totals	66			26	32	7	1

#### REP Railroad Commissioner

Vote For 1

	TOTAL	VOTE %		Election Day	Early Voting	Ballot By Mail	Provisional
Sarah Stogner	24	43.64%	<div><div></div></div>	8	13	2	1
Wayne Christian	31	56.36%	<div><div></div></div>	13	16	2	0
Total Votes Cast	55	100.00%	<div><div></div></div>	21	29	4	1
Overvotes	0			0	0	0	0
Undervotes	11			5	3	3	0
Contest Totals	66			26	32	7	1

#### REP Judge, County Court at Law No. 5

Vote For 1

	TOTAL	VOTE %		Election Day	Early Voting	Ballot By Mail	Provisional
Randy Johnson	39	65.00%	<div><div></div></div>	19	13	7	0
Jimmy Angelino	21	35.00%	<div><div></div></div>	4	17	0	0
Total Votes Cast	60	100.00%	<div><div></div></div>	23	30	7	0
Overvotes	0			0	0	0	0
Undervotes	6			3	2	0	1
Contest Totals	66			26	32	7	1



Summary Results Report  
Primary Runoff  
May 24th, 2022

Final Results  
SOVC  
COLLIN COUNTY

## PCT 050

### REP District Clerk

Vote For 1

	TOTAL	VOTE %		Election Day	Early Voting	Ballot By Mail	Provision al
Mike Gould	35	59.32%	<div><div></div></div>	16	16	3	0
Lynne Finley	24	40.68%	<div><div></div></div>	8	13	3	0
Total Votes Cast	59	100.00%	<div><div></div></div>	24	29	6	0
Overvotes	0			0	0	0	0
Undervotes	7			2	3	1	1
Contest Totals	66			26	32	7	1

### DEM Lieutenant Governor

Vote For 1

	TOTAL	VOTE %		Election Day	Early Voting	Ballot By Mail	Provision al
Michelle Beckley	32	47.76%	<div><div></div></div>	18	12	2	0
Mike Collier	35	52.24%	<div><div></div></div>	10	21	4	0
Total Votes Cast	67	100.00%	<div><div></div></div>	28	33	6	0
Overvotes	0			0	0	0	0
Undervotes	0			0	0	0	0
Contest Totals	67			28	33	6	0

### DEM Attorney General

Vote For 1

	TOTAL	VOTE %		Election Day	Early Voting	Ballot By Mail	Provision al
Rochelle Mercedes Garza	42	63.64%	<div><div></div></div>	19	20	3	0
Joe Jaworski	24	36.36%	<div><div></div></div>	9	13	2	0
Total Votes Cast	66	100.00%	<div><div></div></div>	28	33	5	0
Overvotes	0			0	0	0	0
Undervotes	1			0	0	1	0
Contest Totals	67			28	33	6	0

### DEM Comptroller of Public Accounts

Vote For 1

	TOTAL	VOTE %		Election Day	Early Voting	Ballot By Mail	Provision al
Angel Luis Vega	27	40.91%	<div><div></div></div>	12	13	2	0
Janet T. Dudding	39	59.09%	<div><div></div></div>	16	19	4	0
Total Votes Cast	66	100.00%	<div><div></div></div>	28	32	6	0
Overvotes	0			0	0	0	0
Undervotes	1			0	1	0	0
Contest Totals	67			28	33	6	0

## PCT 050

### DEM Commissioner of the General Land Office

Vote For 1

	TOTAL	VOTE %		Election Day	Early Voting	Ballot By Mail	Provision al
Jay Kleberg	38	58.46%	<div><div></div></div>	17	19	2	0
Sandragrace Martinez	27	41.54%	<div><div></div></div>	10	14	3	0
Total Votes Cast	65	100.00%	<div><div></div></div>	27	33	5	0
Overvotes	0			0	0	0	0
Undervotes	2			1	0	1	0
Contest Totals	67			28	33	6	0

### DEM County Chair

Vote For 1

	TOTAL	VOTE %		Election Day	Early Voting	Ballot By Mail	Provision al
Caroline Werner	35	53.85%	<div><div></div></div>	17	14	4	0
Mike Rawlins	30	46.15%	<div><div></div></div>	10	18	2	0
Total Votes Cast	65	100.00%	<div><div></div></div>	27	32	6	0
Overvotes	0			0	0	0	0
Undervotes	2			1	1	0	0
Contest Totals	67			28	33	6	0

## PCT 051

### Statistics

	TOTAL	Election Day	Early Voting	Ballot By Mail	Provisional
Registered Voters - Total	1,695				
Ballots Cast - Total	98	42	48	7	1
Ballots Cast - Republican	51	24	24	3	0
Ballots Cast - Democratic	47	18	24	4	1
Voter Turnout - Total	5.78%				

### REP United States Representative, District 32

Vote For 1

	TOTAL	VOTE %		Election Day	Early Voting	Ballot By Mail	Provisional
Justin Webb	20	43.48%	<div><div></div></div>	6	13	1	0
Antonio Swad	26	56.52%	<div><div></div></div>	15	9	2	0
Total Votes Cast	46	100.00%	<div><div></div></div>	21	22	3	0
Overvotes	0			0	0	0	0
Undervotes	5			3	2	0	0
Contest Totals	51			24	24	3	0

### REP Attorney General

Vote For 1

	TOTAL	VOTE %		Election Day	Early Voting	Ballot By Mail	Provisional
George P. Bush	14	27.45%	<div><div></div></div>	4	9	1	0
Ken Paxton	37	72.55%	<div><div></div></div>	20	15	2	0
Total Votes Cast	51	100.00%	<div><div></div></div>	24	24	3	0
Overvotes	0			0	0	0	0
Undervotes	0			0	0	0	0
Contest Totals	51			24	24	3	0

### REP Commissioner of the General Land Office

Vote For 1

	TOTAL	VOTE %		Election Day	Early Voting	Ballot By Mail	Provisional
Tim Westley	9	19.57%	<div><div></div></div>	2	7	0	0
Dawn Buckingham	37	80.43%	<div><div></div></div>	20	14	3	0
Total Votes Cast	46	100.00%	<div><div></div></div>	22	21	3	0
Overvotes	0			0	0	0	0
Undervotes	5			2	3	0	0
Contest Totals	51			24	24	3	0

### REP Railroad Commissioner

Vote For 1

	TOTAL	VOTE %		Election Day	Early Voting	Ballot By Mail	Provisional
Sarah Stogner	15	31.91%	<div><div></div></div>	6	8	1	0
Wayne Christian	32	68.09%	<div><div></div></div>	17	13	2	0
Total Votes Cast	47	100.00%	<div><div></div></div>	23	21	3	0
Overvotes	0			0	0	0	0
Undervotes	4			1	3	0	0
Contest Totals	51			24	24	3	0

## PCT 051

### REP Judge, County Court at Law No. 5

Vote For 1

	TOTAL	VOTE %		Election Day	Early Voting	Ballot By Mail	Provisional
Randy Johnson	25	59.52%	<div><div></div></div>	11	13	1	0
Jimmy Angelino	17	40.48%	<div><div></div></div>	11	4	2	0
Total Votes Cast	42	100.00%	<div><div></div></div>	22	17	3	0
Overvotes	0			0	0	0	0
Undervotes	9			2	7	0	0
Contest Totals	51			24	24	3	0

### REP District Clerk

Vote For 1

	TOTAL	VOTE %		Election Day	Early Voting	Ballot By Mail	Provisional
Mike Gould	20	45.45%	<div><div></div></div>	15	5	0	0
Lynne Finley	24	54.55%	<div><div></div></div>	7	14	3	0
Total Votes Cast	44	100.00%	<div><div></div></div>	22	19	3	0
Overvotes	0			0	0	0	0
Undervotes	7			2	5	0	0
Contest Totals	51			24	24	3	0

### DEM Lieutenant Governor

Vote For 1

	TOTAL	VOTE %		Election Day	Early Voting	Ballot By Mail	Provisional
Michelle Beckley	10	21.28%	<div><div></div></div>	6	3	1	0
Mike Collier	37	78.72%	<div><div></div></div>	12	21	3	1
Total Votes Cast	47	100.00%	<div><div></div></div>	18	24	4	1
Overvotes	0			0	0	0	0
Undervotes	0			0	0	0	0
Contest Totals	47			18	24	4	1

### DEM Attorney General

Vote For 1

	TOTAL	VOTE %		Election Day	Early Voting	Ballot By Mail	Provisional
Rochelle Mercedes Garza	23	48.94%	<div><div></div></div>	10	12	1	0
Joe Jaworski	24	51.06%	<div><div></div></div>	8	12	3	1
Total Votes Cast	47	100.00%	<div><div></div></div>	18	24	4	1
Overvotes	0			0	0	0	0
Undervotes	0			0	0	0	0
Contest Totals	47			18	24	4	1

## PCT 051

### DEM Comptroller of Public Accounts

Vote For 1

	TOTAL	VOTE %		Election Day	Early Voting	Ballot By Mail	Provision al
Angel Luis Vega	12	27.27%	<div><div></div></div>	5	7	0	0
Janet T. Dudding	32	72.73%	<div><div></div></div>	11	16	4	1
Total Votes Cast	44	100.00%	<div><div></div></div>	16	23	4	1
Overvotes	0			0	0	0	0
Undervotes	3			2	1	0	0
Contest Totals	47			18	24	4	1

### DEM Commissioner of the General Land Office

Vote For 1

	TOTAL	VOTE %		Election Day	Early Voting	Ballot By Mail	Provision al
Jay Kleberg	27	60.00%	<div><div></div></div>	11	13	2	1
Sandragrace Martinez	18	40.00%	<div><div></div></div>	7	10	1	0
Total Votes Cast	45	100.00%	<div><div></div></div>	18	23	3	1
Overvotes	0			0	0	0	0
Undervotes	2			0	1	1	0
Contest Totals	47			18	24	4	1

### DEM County Chair

Vote For 1

	TOTAL	VOTE %		Election Day	Early Voting	Ballot By Mail	Provision al
Caroline Werner	12	27.91%	<div><div></div></div>	7	3	2	0
Mike Rawlins	31	72.09%	<div><div></div></div>	9	20	2	0
Total Votes Cast	43	100.00%	<div><div></div></div>	16	23	4	0
Overvotes	0			0	0	0	0
Undervotes	4			2	1	0	1
Contest Totals	47			18	24	4	1

## PCT 052

### Statistics

	TOTAL	Election Day	Early Voting	Ballot By Mail	Provisional
Registered Voters - Total	4,269				
Ballots Cast - Total	202	94	82	26	0
Ballots Cast - Republican	123	55	53	15	0
Ballots Cast - Democratic	79	39	29	11	0
Voter Turnout - Total	4.73%				

#### REP United States Representative, District 32

Vote For 1

	TOTAL	VOTE %		Election Day	Early Voting	Ballot By Mail	Provisional
Justin Webb	54	46.96%	<div><div></div></div>	24	24	6	0
Antonio Swad	61	53.04%	<div><div></div></div>	27	26	8	0
Total Votes Cast	115	100.00%	<div><div></div></div>	51	50	14	0
Overvotes	0			0	0	0	0
Undervotes	8			4	3	1	0
Contest Totals	123			55	53	15	0

#### REP Attorney General

Vote For 1

	TOTAL	VOTE %		Election Day	Early Voting	Ballot By Mail	Provisional
George P. Bush	37	30.83%	<div><div></div></div>	17	12	8	0
Ken Paxton	83	69.17%	<div><div></div></div>	36	40	7	0
Total Votes Cast	120	100.00%	<div><div></div></div>	53	52	15	0
Overvotes	0			0	0	0	0
Undervotes	3			2	1	0	0
Contest Totals	123			55	53	15	0

#### REP Commissioner of the General Land Office

Vote For 1

	TOTAL	VOTE %		Election Day	Early Voting	Ballot By Mail	Provisional
Tim Westley	36	32.43%	<div><div></div></div>	14	16	6	0
Dawn Buckingham	75	67.57%	<div><div></div></div>	33	35	7	0
Total Votes Cast	111	100.00%	<div><div></div></div>	47	51	13	0
Overvotes	0			0	0	0	0
Undervotes	12			8	2	2	0
Contest Totals	123			55	53	15	0

#### REP Railroad Commissioner

Vote For 1

	TOTAL	VOTE %		Election Day	Early Voting	Ballot By Mail	Provisional
Sarah Stogner	35	30.43%	<div><div></div></div>	23	10	2	0
Wayne Christian	80	69.57%	<div><div></div></div>	28	41	11	0
Total Votes Cast	115	100.00%	<div><div></div></div>	51	51	13	0
Overvotes	0			0	0	0	0
Undervotes	8			4	2	2	0
Contest Totals	123			55	53	15	0

## PCT 052

### REP Judge, County Court at Law No. 5

Vote For 1

	TOTAL	VOTE %		Election Day	Early Voting	Ballot By Mail	Provisional
Randy Johnson	65	60.19%	<div><div></div></div>	27	30	8	0
Jimmy Angelino	43	39.81%	<div><div></div></div>	22	18	3	0
Total Votes Cast	108	100.00%	<div><div></div></div>	49	48	11	0
Overvotes	0			0	0	0	0
Undervotes	15			6	5	4	0
Contest Totals	123			55	53	15	0

### REP District Clerk

Vote For 1

	TOTAL	VOTE %		Election Day	Early Voting	Ballot By Mail	Provisional
Mike Gould	57	54.81%	<div><div></div></div>	17	29	11	0
Lynne Finley	47	45.19%	<div><div></div></div>	28	19	0	0
Total Votes Cast	104	100.00%	<div><div></div></div>	45	48	11	0
Overvotes	0			0	0	0	0
Undervotes	19			10	5	4	0
Contest Totals	123			55	53	15	0

### DEM Lieutenant Governor

Vote For 1

	TOTAL	VOTE %		Election Day	Early Voting	Ballot By Mail	Provisional
Michelle Beckley	28	36.36%	<div><div></div></div>	13	11	4	0
Mike Collier	49	63.64%	<div><div></div></div>	25	18	6	0
Total Votes Cast	77	100.00%	<div><div></div></div>	38	29	10	0
Overvotes	0			0	0	0	0
Undervotes	2			1	0	1	0
Contest Totals	79			39	29	11	0

### DEM Attorney General

Vote For 1

	TOTAL	VOTE %		Election Day	Early Voting	Ballot By Mail	Provisional
Rochelle Mercedes Garza	44	57.14%	<div><div></div></div>	22	17	5	0
Joe Jaworski	33	42.86%	<div><div></div></div>	16	11	6	0
Total Votes Cast	77	100.00%	<div><div></div></div>	38	28	11	0
Overvotes	0			0	0	0	0
Undervotes	2			1	1	0	0
Contest Totals	79			39	29	11	0

## PCT 052

### DEM Comptroller of Public Accounts

Vote For 1

	TOTAL	VOTE %		Election Day	Early Voting	Ballot By Mail	Provision al
Angel Luis Vega	28	36.84%	<div><div></div></div>	17	7	4	0
Janet T. Dudding	48	63.16%	<div><div></div></div>	20	22	6	0
Total Votes Cast	76	100.00%	<div><div></div></div>	37	29	10	0
Overvotes	0			0	0	0	0
Undervotes	3			2	0	1	0
Contest Totals	79			39	29	11	0

### DEM Commissioner of the General Land Office

Vote For 1

	TOTAL	VOTE %		Election Day	Early Voting	Ballot By Mail	Provision al
Jay Kleberg	33	44.59%	<div><div></div></div>	17	14	2	0
Sandragrace Martinez	41	55.41%	<div><div></div></div>	19	14	8	0
Total Votes Cast	74	100.00%	<div><div></div></div>	36	28	10	0
Overvotes	0			0	0	0	0
Undervotes	5			3	1	1	0
Contest Totals	79			39	29	11	0

### DEM County Chair

Vote For 1

	TOTAL	VOTE %		Election Day	Early Voting	Ballot By Mail	Provision al
Caroline Werner	36	47.37%	<div><div></div></div>	14	16	6	0
Mike Rawlins	40	52.63%	<div><div></div></div>	22	13	5	0
Total Votes Cast	76	100.00%	<div><div></div></div>	36	29	11	0
Overvotes	0			0	0	0	0
Undervotes	3			3	0	0	0
Contest Totals	79			39	29	11	0



## PCT 053

### Statistics

	TOTAL	Election Day	Early Voting	Ballot By Mail	Provisional
Registered Voters - Total	2,221				
Ballots Cast - Total	417	125	247	44	1
Ballots Cast - Republican	296	88	179	28	1
Ballots Cast - Democratic	121	37	68	16	0
Voter Turnout - Total	18.78%				

### REP Attorney General

Vote For 1

	TOTAL	VOTE %		Election Day	Early Voting	Ballot By Mail	Provisional
George P. Bush	129	43.88%	<div><div></div></div>	28	84	16	1
Ken Paxton	165	56.12%	<div><div></div></div>	60	93	12	0
Total Votes Cast	294	100.00%	<div><div></div></div>	88	177	28	1
Overvotes	0			0	0	0	0
Undervotes	2			0	2	0	0
Contest Totals	296			88	179	28	1

### REP Commissioner of the General Land Office

Vote For 1

	TOTAL	VOTE %		Election Day	Early Voting	Ballot By Mail	Provisional
Tim Westley	62	23.13%	<div><div></div></div>	18	38	5	1
Dawn Buckingham	206	76.87%	<div><div></div></div>	62	123	21	0
Total Votes Cast	268	100.00%	<div><div></div></div>	80	161	26	1
Overvotes	0			0	0	0	0
Undervotes	28			8	18	2	0
Contest Totals	296			88	179	28	1

### REP Railroad Commissioner

Vote For 1

	TOTAL	VOTE %		Election Day	Early Voting	Ballot By Mail	Provisional
Sarah Stogner	110	39.43%	<div><div></div></div>	28	74	8	0
Wayne Christian	169	60.57%	<div><div></div></div>	57	95	17	0
Total Votes Cast	279	100.00%	<div><div></div></div>	85	169	25	0
Overvotes	0			0	0	0	0
Undervotes	17			3	10	3	1
Contest Totals	296			88	179	28	1

### REP State Representative, District 70

Vote For 1

	TOTAL	VOTE %		Election Day	Early Voting	Ballot By Mail	Provisional
Jamee Jolly	150	51.19%	<div><div></div></div>	40	94	16	0
Eric J. Bowlin	143	48.81%	<div><div></div></div>	45	85	12	1
Total Votes Cast	293	100.00%	<div><div></div></div>	85	179	28	1
Overvotes	0			0	0	0	0
Undervotes	3			3	0	0	0
Contest Totals	296			88	179	28	1

## PCT 053

### REP Judge, County Court at Law No. 5

Vote For 1

	TOTAL	VOTE %		Election Day	Early Voting	Ballot By Mail	Provisional
Randy Johnson	139	52.85%	<div><div></div></div>	35	85	19	0
Jimmy Angelino	124	47.15%	<div><div></div></div>	42	75	7	0
Total Votes Cast	263	100.00%	<div><div></div></div>	77	160	26	0
Overvotes	0			0	0	0	0
Undervotes	33			11	19	2	1
Contest Totals	296			88	179	28	1

### REP District Clerk

Vote For 1

	TOTAL	VOTE %		Election Day	Early Voting	Ballot By Mail	Provisional
Mike Gould	155	57.84%	<div><div></div></div>	53	93	9	0
Lynne Finley	113	42.16%	<div><div></div></div>	27	69	17	0
Total Votes Cast	268	100.00%	<div><div></div></div>	80	162	26	0
Overvotes	0			0	0	0	0
Undervotes	28			8	17	2	1
Contest Totals	296			88	179	28	1

### DEM Lieutenant Governor

Vote For 1

	TOTAL	VOTE %		Election Day	Early Voting	Ballot By Mail	Provisional
Michelle Beckley	40	33.90%	<div><div></div></div>	14	23	3	0
Mike Collier	78	66.10%	<div><div></div></div>	23	42	13	0
Total Votes Cast	118	100.00%	<div><div></div></div>	37	65	16	0
Overvotes	0			0	0	0	0
Undervotes	3			0	3	0	0
Contest Totals	121			37	68	16	0

### DEM Attorney General

Vote For 1

	TOTAL	VOTE %		Election Day	Early Voting	Ballot By Mail	Provisional
Rochelle Mercedes Garza	45	37.82%	<div><div></div></div>	12	26	7	0
Joe Jaworski	74	62.18%	<div><div></div></div>	25	40	9	0
Total Votes Cast	119	100.00%	<div><div></div></div>	37	66	16	0
Overvotes	0			0	0	0	0
Undervotes	2			0	2	0	0
Contest Totals	121			37	68	16	0

## PCT 053

### DEM Comptroller of Public Accounts

Vote For 1

	TOTAL	VOTE %		Election Day	Early Voting	Ballot By Mail	Provisional
Angel Luis Vega	25	21.74%	<div><div></div></div>	5	17	3	0
Janet T. Dudding	90	78.26%	<div><div></div></div>	31	46	13	0
Total Votes Cast	115	100.00%	<div><div></div></div>	36	63	16	0
Overvotes	0			0	0	0	0
Undervotes	6			1	5	0	0
Contest Totals	121			37	68	16	0

### DEM Commissioner of the General Land Office

Vote For 1

	TOTAL	VOTE %		Election Day	Early Voting	Ballot By Mail	Provisional
Jay Kleberg	71	60.68%	<div><div></div></div>	21	41	9	0
Sandragrace Martinez	46	39.32%	<div><div></div></div>	15	24	7	0
Total Votes Cast	117	100.00%	<div><div></div></div>	36	65	16	0
Overvotes	0			0	0	0	0
Undervotes	4			1	3	0	0
Contest Totals	121			37	68	16	0

### DEM State Representative, District 70

Vote For 1

	TOTAL	VOTE %		Election Day	Early Voting	Ballot By Mail	Provisional
Mihaela Elizabeth Plesa	59	49.17%	<div><div></div></div>	25	28	6	0
Cassandra Garcia Hernandez	61	50.83%	<div><div></div></div>	11	40	10	0
Total Votes Cast	120	100.00%	<div><div></div></div>	36	68	16	0
Overvotes	0			0	0	0	0
Undervotes	1			1	0	0	0
Contest Totals	121			37	68	16	0

### DEM County Chair

Vote For 1

	TOTAL	VOTE %		Election Day	Early Voting	Ballot By Mail	Provisional
Caroline Werner	64	55.65%	<div><div></div></div>	25	33	6	0
Mike Rawlins	51	44.35%	<div><div></div></div>	11	30	10	0
Total Votes Cast	115	100.00%	<div><div></div></div>	36	63	16	0
Overvotes	0			0	0	0	0
Undervotes	6			1	5	0	0
Contest Totals	121			37	68	16	0

## PCT 054

### Statistics

	TOTAL	Election Day	Early Voting	Ballot By Mail	Provisional
Registered Voters - Total	3,492				
Ballots Cast - Total	235	101	106	26	2
Ballots Cast - Republican	136	56	67	12	1
Ballots Cast - Democratic	99	45	39	14	1
Voter Turnout - Total	6.73%				

#### REP Attorney General

Vote For 1

	TOTAL	VOTE %		Election Day	Early Voting	Ballot By Mail	Provisional
George P. Bush	46	34.07%	<div><div></div></div>	18	21	7	0
Ken Paxton	89	65.93%	<div><div></div></div>	38	45	5	1
Total Votes Cast	135	100.00%	<div><div></div></div>	56	66	12	1
Overvotes	0			0	0	0	0
Undervotes	1			0	1	0	0
Contest Totals	136			56	67	12	1

#### REP Commissioner of the General Land Office

Vote For 1

	TOTAL	VOTE %		Election Day	Early Voting	Ballot By Mail	Provisional
Tim Westley	35	29.17%	<div><div></div></div>	11	18	6	0
Dawn Buckingham	85	70.83%	<div><div></div></div>	39	39	6	1
Total Votes Cast	120	100.00%	<div><div></div></div>	50	57	12	1
Overvotes	0			0	0	0	0
Undervotes	16			6	10	0	0
Contest Totals	136			56	67	12	1

#### REP Railroad Commissioner

Vote For 1

	TOTAL	VOTE %		Election Day	Early Voting	Ballot By Mail	Provisional
Sarah Stogner	45	35.71%	<div><div></div></div>	17	22	5	1
Wayne Christian	81	64.29%	<div><div></div></div>	36	38	7	0
Total Votes Cast	126	100.00%	<div><div></div></div>	53	60	12	1
Overvotes	0			0	0	0	0
Undervotes	10			3	7	0	0
Contest Totals	136			56	67	12	1

#### REP State Representative, District 70

Vote For 1

	TOTAL	VOTE %		Election Day	Early Voting	Ballot By Mail	Provisional
Jamee Jolly	65	48.87%	<div><div></div></div>	19	37	8	1
Eric J. Bowlin	68	51.13%	<div><div></div></div>	35	29	4	0
Total Votes Cast	133	100.00%	<div><div></div></div>	54	66	12	1
Overvotes	0			0	0	0	0
Undervotes	3			2	1	0	0
Contest Totals	136			56	67	12	1

## PCT 054

### REP Judge, County Court at Law No. 5

Vote For 1

	TOTAL	VOTE %		Election Day	Early Voting	Ballot By Mail	Provisional
Randy Johnson	73	59.35%	<div><div></div></div>	24	41	7	1
Jimmy Angelino	50	40.65%	<div><div></div></div>	26	21	3	0
Total Votes Cast	123	100.00%	<div><div></div></div>	50	62	10	1
Overvotes	0			0	0	0	0
Undervotes	13			6	5	2	0
Contest Totals	136			56	67	12	1

### REP District Clerk

Vote For 1

	TOTAL	VOTE %		Election Day	Early Voting	Ballot By Mail	Provisional
Mike Gould	65	53.28%	<div><div></div></div>	32	30	3	0
Lynne Finley	57	46.72%	<div><div></div></div>	18	30	8	1
Total Votes Cast	122	100.00%	<div><div></div></div>	50	60	11	1
Overvotes	0			0	0	0	0
Undervotes	14			6	7	1	0
Contest Totals	136			56	67	12	1

### DEM Lieutenant Governor

Vote For 1

	TOTAL	VOTE %		Election Day	Early Voting	Ballot By Mail	Provisional
Michelle Beckley	39	39.80%	<div><div></div></div>	20	14	5	0
Mike Collier	59	60.20%	<div><div></div></div>	24	25	9	1
Total Votes Cast	98	100.00%	<div><div></div></div>	44	39	14	1
Overvotes	0			0	0	0	0
Undervotes	1			1	0	0	0
Contest Totals	99			45	39	14	1

### DEM Attorney General

Vote For 1

	TOTAL	VOTE %		Election Day	Early Voting	Ballot By Mail	Provisional
Rochelle Mercedes Garza	56	57.73%	<div><div></div></div>	25	24	7	0
Joe Jaworski	41	42.27%	<div><div></div></div>	19	14	7	1
Total Votes Cast	97	100.00%	<div><div></div></div>	44	38	14	1
Overvotes	0			0	0	0	0
Undervotes	2			1	1	0	0
Contest Totals	99			45	39	14	1

## PCT 054

### DEM Comptroller of Public Accounts

Vote For 1

	TOTAL	VOTE %		Election Day	Early Voting	Ballot By Mail	Provisional
Angel Luis Vega	33	34.74%	<div><div></div></div>	15	14	3	1
Janet T. Dudding	62	65.26%	<div><div></div></div>	28	23	11	0
Total Votes Cast	95	100.00%	<div><div></div></div>	43	37	14	1
Overvotes	0			0	0	0	0
Undervotes	4			2	2	0	0
Contest Totals	99			45	39	14	1

### DEM Commissioner of the General Land Office

Vote For 1

	TOTAL	VOTE %		Election Day	Early Voting	Ballot By Mail	Provisional
Jay Kleberg	52	54.17%	<div><div></div></div>	22	20	9	1
Sandragrace Martinez	44	45.83%	<div><div></div></div>	22	17	5	0
Total Votes Cast	96	100.00%	<div><div></div></div>	44	37	14	1
Overvotes	0			0	0	0	0
Undervotes	3			1	2	0	0
Contest Totals	99			45	39	14	1

### DEM State Representative, District 70

Vote For 1

	TOTAL	VOTE %		Election Day	Early Voting	Ballot By Mail	Provisional
Mihaela Elizabeth Plesa	50	51.02%	<div><div></div></div>	26	17	7	0
Cassandra Garcia Hernandez	48	48.98%	<div><div></div></div>	19	22	6	1
Total Votes Cast	98	100.00%	<div><div></div></div>	45	39	13	1
Overvotes	0			0	0	0	0
Undervotes	1			0	0	1	0
Contest Totals	99			45	39	14	1

### DEM County Chair

Vote For 1

	TOTAL	VOTE %		Election Day	Early Voting	Ballot By Mail	Provisional
Caroline Werner	55	56.12%	<div><div></div></div>	28	24	3	0
Mike Rawlins	43	43.88%	<div><div></div></div>	16	15	11	1
Total Votes Cast	98	100.00%	<div><div></div></div>	44	39	14	1
Overvotes	0			0	0	0	0
Undervotes	1			1	0	0	0
Contest Totals	99			45	39	14	1

## PCT 055

### Statistics

	TOTAL	Election Day	Early Voting	Ballot By Mail	Provisional
Registered Voters - Total	3,630				
Ballots Cast - Total	298	152	113	33	0
Ballots Cast - Republican	183	91	77	15	0
Ballots Cast - Democratic	115	61	36	18	0
Voter Turnout - Total	8.21%				

#### REP United States Representative, District 32

Vote For 1

	TOTAL	VOTE %		Election Day	Early Voting	Ballot By Mail	Provisional
Justin Webb	52	35.62%	<div><div></div></div>	27	23	2	0
Antonio Swad	94	64.38%	<div><div></div></div>	43	39	12	0
Total Votes Cast	146	100.00%	<div><div></div></div>	70	62	14	0
Overvotes	0			0	0	0	0
Undervotes	37			21	15	1	0
Contest Totals	183			91	77	15	0

#### REP Attorney General

Vote For 1

	TOTAL	VOTE %		Election Day	Early Voting	Ballot By Mail	Provisional
George P. Bush	81	44.26%	<div><div></div></div>	38	33	10	0
Ken Paxton	102	55.74%	<div><div></div></div>	53	44	5	0
Total Votes Cast	183	100.00%	<div><div></div></div>	91	77	15	0
Overvotes	0			0	0	0	0
Undervotes	0			0	0	0	0
Contest Totals	183			91	77	15	0

#### REP Commissioner of the General Land Office

Vote For 1

	TOTAL	VOTE %		Election Day	Early Voting	Ballot By Mail	Provisional
Tim Westley	35	22.44%	<div><div></div></div>	20	11	4	0
Dawn Buckingham	121	77.56%	<div><div></div></div>	54	57	10	0
Total Votes Cast	156	100.00%	<div><div></div></div>	74	68	14	0
Overvotes	0			0	0	0	0
Undervotes	27			17	9	1	0
Contest Totals	183			91	77	15	0

#### REP Railroad Commissioner

Vote For 1

	TOTAL	VOTE %		Election Day	Early Voting	Ballot By Mail	Provisional
Sarah Stogner	69	42.33%	<div><div></div></div>	32	31	6	0
Wayne Christian	94	57.67%	<div><div></div></div>	49	37	8	0
Total Votes Cast	163	100.00%	<div><div></div></div>	81	68	14	0
Overvotes	0			0	0	0	0
Undervotes	20			10	9	1	0
Contest Totals	183			91	77	15	0

## PCT 055

### REP State Representative, District 70

Vote For 1

	TOTAL	VOTE %		Election Day	Early Voting	Ballot By Mail	Provision al
Jamee Jolly	102	57.30%	<div><div></div></div>	48	43	11	0
Eric J. Bowlin	76	42.70%	<div><div></div></div>	41	31	4	0
Total Votes Cast	178	100.00%	<div><div></div></div>	89	74	15	0
Overvotes	0			0	0	0	0
Undervotes	5			2	3	0	0
Contest Totals	183			91	77	15	0

### REP Judge, County Court at Law No. 5

Vote For 1

	TOTAL	VOTE %		Election Day	Early Voting	Ballot By Mail	Provision al
Randy Johnson	81	62.79%	<div><div></div></div>	44	31	6	0
Jimmy Angelino	48	37.21%	<div><div></div></div>	19	24	5	0
Total Votes Cast	129	100.00%	<div><div></div></div>	63	55	11	0
Overvotes	0			0	0	0	0
Undervotes	54			28	22	4	0
Contest Totals	183			91	77	15	0

### REP District Clerk

Vote For 1

	TOTAL	VOTE %		Election Day	Early Voting	Ballot By Mail	Provision al
Mike Gould	57	41.91%	<div><div></div></div>	33	23	1	0
Lynne Finley	79	58.09%	<div><div></div></div>	37	33	9	0
Total Votes Cast	136	100.00%	<div><div></div></div>	70	56	10	0
Overvotes	0			0	0	0	0
Undervotes	47			21	21	5	0
Contest Totals	183			91	77	15	0

### DEM Lieutenant Governor

Vote For 1

	TOTAL	VOTE %		Election Day	Early Voting	Ballot By Mail	Provision al
Michelle Beckley	37	32.74%	<div><div></div></div>	19	12	6	0
Mike Collier	76	67.26%	<div><div></div></div>	41	23	12	0
Total Votes Cast	113	100.00%	<div><div></div></div>	60	35	18	0
Overvotes	0			0	0	0	0
Undervotes	2			1	1	0	0
Contest Totals	115			61	36	18	0



## PCT 055

### DEM Attorney General

Vote For 1

	TOTAL	VOTE %		Election Day	Early Voting	Ballot By Mail	Provisional
Rochelle Mercedes Garza	46	40.71%	<div><div></div></div>	23	15	8	0
Joe Jaworski	67	59.29%	<div><div></div></div>	38	19	10	0
Total Votes Cast	113	100.00%	<div><div></div></div>	61	34	18	0
Overvotes	0			0	0	0	0
Undervotes	2			0	2	0	0
Contest Totals	115			61	36	18	0

### DEM Comptroller of Public Accounts

Vote For 1

	TOTAL	VOTE %		Election Day	Early Voting	Ballot By Mail	Provisional
Angel Luis Vega	30	26.32%	<div><div></div></div>	13	10	7	0
Janet T. Dudding	84	73.68%	<div><div></div></div>	48	25	11	0
Total Votes Cast	114	100.00%	<div><div></div></div>	61	35	18	0
Overvotes	0			0	0	0	0
Undervotes	1			0	1	0	0
Contest Totals	115			61	36	18	0

### DEM Commissioner of the General Land Office

Vote For 1

	TOTAL	VOTE %		Election Day	Early Voting	Ballot By Mail	Provisional
Jay Kleberg	80	70.18%	<div><div></div></div>	42	25	13	0
Sandragrace Martinez	34	29.82%	<div><div></div></div>	19	10	5	0
Total Votes Cast	114	100.00%	<div><div></div></div>	61	35	18	0
Overvotes	0			0	0	0	0
Undervotes	1			0	1	0	0
Contest Totals	115			61	36	18	0

### DEM State Representative, District 70

Vote For 1

	TOTAL	VOTE %		Election Day	Early Voting	Ballot By Mail	Provisional
Mihaela Elizabeth Plesa	59	51.30%	<div><div></div></div>	38	18	3	0
Cassandra Garcia Hernandez	56	48.70%	<div><div></div></div>	23	18	15	0
Total Votes Cast	115	100.00%	<div><div></div></div>	61	36	18	0
Overvotes	0			0	0	0	0
Undervotes	0			0	0	0	0
Contest Totals	115			61	36	18	0

PCT 055

DEM County Chair							
Vote For 1							
	TOTAL	VOTE %		Election Day	Early Voting	Ballot By Mail	Provision al
Caroline Werner	60	54.55%	<div><div></div></div>	40	15	5	0
Mike Rawlins	50	45.45%	<div><div></div></div>	17	20	13	0
Total Votes Cast	110	100.00%	<div><div></div></div>	57	35	18	0
Overvotes	0			0	0	0	0
Undervotes	5			4	1	0	0
Contest Totals	115			61	36	18	0

## PCT 056

### Statistics

	TOTAL	Election Day	Early Voting	Ballot By Mail	Provisional
Registered Voters - Total	3,283				
Ballots Cast - Total	199	97	80	21	1
Ballots Cast - Republican	152	80	57	15	0
Ballots Cast - Democratic	47	17	23	6	1
Voter Turnout - Total	6.06%				

#### REP Attorney General

Vote For 1

	TOTAL	VOTE %		Election Day	Early Voting	Ballot By Mail	Provisional
George P. Bush	42	27.81%	<div><div></div></div>	17	21	4	0
Ken Paxton	109	72.19%	<div><div></div></div>	63	35	11	0
Total Votes Cast	151	100.00%	<div><div></div></div>	80	56	15	0
Overvotes	0			0	0	0	0
Undervotes	1			0	1	0	0
Contest Totals	152			80	57	15	0

#### REP Commissioner of the General Land Office

Vote For 1

	TOTAL	VOTE %		Election Day	Early Voting	Ballot By Mail	Provisional
Tim Westley	38	26.95%	<div><div></div></div>	21	16	1	0
Dawn Buckingham	103	73.05%	<div><div></div></div>	50	41	12	0
Total Votes Cast	141	100.00%	<div><div></div></div>	71	57	13	0
Overvotes	0			0	0	0	0
Undervotes	11			9	0	2	0
Contest Totals	152			80	57	15	0

#### REP Railroad Commissioner

Vote For 1

	TOTAL	VOTE %		Election Day	Early Voting	Ballot By Mail	Provisional
Sarah Stogner	48	32.88%	<div><div></div></div>	27	16	5	0
Wayne Christian	98	67.12%	<div><div></div></div>	48	41	9	0
Total Votes Cast	146	100.00%	<div><div></div></div>	75	57	14	0
Overvotes	0			0	0	0	0
Undervotes	6			5	0	1	0
Contest Totals	152			80	57	15	0

#### REP Judge, County Court at Law No. 5

Vote For 1

	TOTAL	VOTE %		Election Day	Early Voting	Ballot By Mail	Provisional
Randy Johnson	90	71.43%	<div><div></div></div>	43	41	6	0
Jimmy Angelino	36	28.57%	<div><div></div></div>	20	9	7	0
Total Votes Cast	126	100.00%	<div><div></div></div>	63	50	13	0
Overvotes	0			0	0	0	0
Undervotes	26			17	7	2	0
Contest Totals	152			80	57	15	0

Summary Results Report  
Primary Runoff  
May 24th, 2022

Final Results  
SOVC  
COLLIN COUNTY

## PCT 056

### REP District Clerk

Vote For 1

	TOTAL	VOTE %		Election Day	Early Voting	Ballot By Mail	Provisional
Mike Gould	66	54.10%	<div><div></div></div>	33	27	6	0
Lynne Finley	56	45.90%	<div><div></div></div>	28	21	7	0
Total Votes Cast	122	100.00%	<div><div></div></div>	61	48	13	0
Overvotes	0			0	0	0	0
Undervotes	30			19	9	2	0
Contest Totals	152			80	57	15	0

### DEM Lieutenant Governor

Vote For 1

	TOTAL	VOTE %		Election Day	Early Voting	Ballot By Mail	Provisional
Michelle Beckley	19	40.43%	<div><div></div></div>	4	10	4	1
Mike Collier	28	59.57%	<div><div></div></div>	13	13	2	0
Total Votes Cast	47	100.00%	<div><div></div></div>	17	23	6	1
Overvotes	0			0	0	0	0
Undervotes	0			0	0	0	0
Contest Totals	47			17	23	6	1

### DEM Attorney General

Vote For 1

	TOTAL	VOTE %		Election Day	Early Voting	Ballot By Mail	Provisional
Rochelle Mercedes Garza	22	46.81%	<div><div></div></div>	5	14	3	0
Joe Jaworski	25	53.19%	<div><div></div></div>	12	9	3	1
Total Votes Cast	47	100.00%	<div><div></div></div>	17	23	6	1
Overvotes	0			0	0	0	0
Undervotes	0			0	0	0	0
Contest Totals	47			17	23	6	1

### DEM Comptroller of Public Accounts

Vote For 1

	TOTAL	VOTE %		Election Day	Early Voting	Ballot By Mail	Provisional
Angel Luis Vega	17	37.78%	<div><div></div></div>	8	8	1	0
Janet T. Dudding	28	62.22%	<div><div></div></div>	9	14	4	1
Total Votes Cast	45	100.00%	<div><div></div></div>	17	22	5	1
Overvotes	0			0	0	0	0
Undervotes	2			0	1	1	0
Contest Totals	47			17	23	6	1

## PCT 056

### DEM Commissioner of the General Land Office

Vote For 1

	TOTAL	VOTE %		Election Day	Early Voting	Ballot By Mail	Provision al
Jay Kleberg	29	64.44%	<div><div></div></div>	14	12	2	1
Sandragrace Martinez	16	35.56%	<div><div></div></div>	3	10	3	0
Total Votes Cast	45	100.00%	<div><div></div></div>	17	22	5	1
Overvotes	0			0	0	0	0
Undervotes	2			0	1	1	0
Contest Totals	47			17	23	6	1

### DEM County Chair

Vote For 1

	TOTAL	VOTE %		Election Day	Early Voting	Ballot By Mail	Provision al
Caroline Werner	24	54.55%	<div><div></div></div>	7	13	3	1
Mike Rawlins	20	45.45%	<div><div></div></div>	9	9	2	0
Total Votes Cast	44	100.00%	<div><div></div></div>	16	22	5	1
Overvotes	0			0	0	0	0
Undervotes	3			1	1	1	0
Contest Totals	47			17	23	6	1

## PCT 057

### Statistics

	TOTAL	Election Day	Early Voting	Ballot By Mail	Provisional
Registered Voters - Total	4,955				
Ballots Cast - Total	514	185	297	31	1
Ballots Cast - Republican	420	145	256	19	0
Ballots Cast - Democratic	94	40	41	12	1
Voter Turnout - Total	10.37%				

#### REP Attorney General

Vote For 1

	TOTAL	VOTE %		Election Day	Early Voting	Ballot By Mail	Provisional
George P. Bush	130	31.18%	<div><div></div></div>	39	83	8	0
Ken Paxton	287	68.82%	<div><div></div></div>	106	170	11	0
Total Votes Cast	417	100.00%	<div><div></div></div>	145	253	19	0
Overvotes	0			0	0	0	0
Undervotes	3			0	3	0	0
Contest Totals	420			145	256	19	0

#### REP Commissioner of the General Land Office

Vote For 1

	TOTAL	VOTE %		Election Day	Early Voting	Ballot By Mail	Provisional
Tim Westley	94	25.61%	<div><div></div></div>	36	55	3	0
Dawn Buckingham	273	74.39%	<div><div></div></div>	96	165	12	0
Total Votes Cast	367	100.00%	<div><div></div></div>	132	220	15	0
Overvotes	0			0	0	0	0
Undervotes	53			13	36	4	0
Contest Totals	420			145	256	19	0

#### REP Railroad Commissioner

Vote For 1

	TOTAL	VOTE %		Election Day	Early Voting	Ballot By Mail	Provisional
Sarah Stogner	132	35.48%	<div><div></div></div>	46	83	3	0
Wayne Christian	240	64.52%	<div><div></div></div>	83	145	12	0
Total Votes Cast	372	100.00%	<div><div></div></div>	129	228	15	0
Overvotes	0			0	0	0	0
Undervotes	48			16	28	4	0
Contest Totals	420			145	256	19	0

#### REP State Representative, District 61

Vote For 1

	TOTAL	VOTE %		Election Day	Early Voting	Ballot By Mail	Provisional
Frederick Frazier	246	59.42%	<div><div></div></div>	81	158	7	0
Paul Chabot	168	40.58%	<div><div></div></div>	60	96	12	0
Total Votes Cast	414	100.00%	<div><div></div></div>	141	254	19	0
Overvotes	0			0	0	0	0
Undervotes	6			4	2	0	0
Contest Totals	420			145	256	19	0

## PCT 057

### REP Judge, County Court at Law No. 5

Vote For 1

	TOTAL	VOTE %		Election Day	Early Voting	Ballot By Mail	Provisional
Randy Johnson	210	61.95%	<div><div></div></div>	70	133	7	0
Jimmy Angelino	129	38.05%	<div><div></div></div>	41	81	7	0
Total Votes Cast	339	100.00%	<div><div></div></div>	111	214	14	0
Overvotes	0			0	0	0	0
Undervotes	81			34	42	5	0
Contest Totals	420			145	256	19	0

### REP District Clerk

Vote For 1

	TOTAL	VOTE %		Election Day	Early Voting	Ballot By Mail	Provisional
Mike Gould	185	53.01%	<div><div></div></div>	57	124	4	0
Lynne Finley	164	46.99%	<div><div></div></div>	64	91	9	0
Total Votes Cast	349	100.00%	<div><div></div></div>	121	215	13	0
Overvotes	0			0	0	0	0
Undervotes	71			24	41	6	0
Contest Totals	420			145	256	19	0

### REP Constable, Precinct 1

Vote For 1

	TOTAL	VOTE %		Election Day	Early Voting	Ballot By Mail	Provisional
Cris Trevino	124	35.43%	<div><div></div></div>	42	75	7	0
Matt Carpenter	226	64.57%	<div><div></div></div>	76	144	6	0
Total Votes Cast	350	100.00%	<div><div></div></div>	118	219	13	0
Overvotes	0			0	0	0	0
Undervotes	70			27	37	6	0
Contest Totals	420			145	256	19	0

### DEM Lieutenant Governor

Vote For 1

	TOTAL	VOTE %		Election Day	Early Voting	Ballot By Mail	Provisional
Michelle Beckley	42	45.16%	<div><div></div></div>	21	17	4	0
Mike Collier	51	54.84%	<div><div></div></div>	18	24	8	1
Total Votes Cast	93	100.00%	<div><div></div></div>	39	41	12	1
Overvotes	0			0	0	0	0
Undervotes	1			1	0	0	0
Contest Totals	94			40	41	12	1

## PCT 057

### DEM Attorney General

Vote For 1

	TOTAL	VOTE %		Election Day	Early Voting	Ballot By Mail	Provisional
Rochelle Mercedes Garza	59	62.77%	<div><div></div></div>	26	28	4	1
Joe Jaworski	35	37.23%	<div><div></div></div>	14	13	8	0
Total Votes Cast	94	100.00%	<div><div></div></div>	40	41	12	1
Overvotes	0			0	0	0	0
Undervotes	0			0	0	0	0
Contest Totals	94			40	41	12	1

### DEM Comptroller of Public Accounts

Vote For 1

	TOTAL	VOTE %		Election Day	Early Voting	Ballot By Mail	Provisional
Angel Luis Vega	38	40.43%	<div><div></div></div>	18	18	2	0
Janet T. Dudding	56	59.57%	<div><div></div></div>	22	23	10	1
Total Votes Cast	94	100.00%	<div><div></div></div>	40	41	12	1
Overvotes	0			0	0	0	0
Undervotes	0			0	0	0	0
Contest Totals	94			40	41	12	1

### DEM Commissioner of the General Land Office

Vote For 1

	TOTAL	VOTE %		Election Day	Early Voting	Ballot By Mail	Provisional
Jay Kleberg	49	52.69%	<div><div></div></div>	15	24	9	1
Sandrgrace Martinez	44	47.31%	<div><div></div></div>	24	17	3	0
Total Votes Cast	93	100.00%	<div><div></div></div>	39	41	12	1
Overvotes	0			0	0	0	0
Undervotes	1			1	0	0	0
Contest Totals	94			40	41	12	1

### DEM County Chair

Vote For 1

	TOTAL	VOTE %		Election Day	Early Voting	Ballot By Mail	Provisional
Caroline Werner	52	56.52%	<div><div></div></div>	23	26	3	0
Mike Rawlins	40	43.48%	<div><div></div></div>	16	14	9	1
Total Votes Cast	92	100.00%	<div><div></div></div>	39	40	12	1
Overvotes	0			0	0	0	0
Undervotes	2			1	1	0	0
Contest Totals	94			40	41	12	1



## PCT 058

### Statistics

	TOTAL	Election Day	Early Voting	Ballot By Mail	Provisional
Registered Voters - Total	3,655				
Ballots Cast - Total	393	160	175	58	0
Ballots Cast - Republican	264	106	127	31	0
Ballots Cast - Democratic	129	54	48	27	0
Voter Turnout - Total	10.75%				

### REP Attorney General

Vote For 1

	TOTAL	VOTE %		Election Day	Early Voting	Ballot By Mail	Provisional
George P. Bush	95	36.12%	<div><div></div></div>	40	40	15	0
Ken Paxton	168	63.88%	<div><div></div></div>	66	86	16	0
Total Votes Cast	263	100.00%	<div><div></div></div>	106	126	31	0
Overvotes	0			0	0	0	0
Undervotes	1			0	1	0	0
Contest Totals	264			106	127	31	0

### REP Commissioner of the General Land Office

Vote For 1

	TOTAL	VOTE %		Election Day	Early Voting	Ballot By Mail	Provisional
Tim Westley	56	24.03%	<div><div></div></div>	20	26	10	0
Dawn Buckingham	177	75.97%	<div><div></div></div>	69	88	20	0
Total Votes Cast	233	100.00%	<div><div></div></div>	89	114	30	0
Overvotes	0			0	0	0	0
Undervotes	31			17	13	1	0
Contest Totals	264			106	127	31	0

### REP Railroad Commissioner

Vote For 1

	TOTAL	VOTE %		Election Day	Early Voting	Ballot By Mail	Provisional
Sarah Stogner	84	35.00%	<div><div></div></div>	33	38	13	0
Wayne Christian	156	65.00%	<div><div></div></div>	60	78	18	0
Total Votes Cast	240	100.00%	<div><div></div></div>	93	116	31	0
Overvotes	0			0	0	0	0
Undervotes	24			13	11	0	0
Contest Totals	264			106	127	31	0

### REP State Representative, District 70

Vote For 1

	TOTAL	VOTE %		Election Day	Early Voting	Ballot By Mail	Provisional
Jamee Jolly	121	46.90%	<div><div></div></div>	50	53	18	0
Eric J. Bowlin	137	53.10%	<div><div></div></div>	55	70	12	0
Total Votes Cast	258	100.00%	<div><div></div></div>	105	123	30	0
Overvotes	0			0	0	0	0
Undervotes	6			1	4	1	0
Contest Totals	264			106	127	31	0

## PCT 058

### REP Judge, County Court at Law No. 5

Vote For 1

	TOTAL	VOTE %		Election Day	Early Voting	Ballot By Mail	Provisional
Randy Johnson	155	65.68%	<div><div></div></div>	57	80	18	0
Jimmy Angelino	81	34.32%	<div><div></div></div>	36	34	11	0
Total Votes Cast	236	100.00%	<div><div></div></div>	93	114	29	0
Overvotes	0			0	0	0	0
Undervotes	28			13	13	2	0
Contest Totals	264			106	127	31	0

### REP District Clerk

Vote For 1

	TOTAL	VOTE %		Election Day	Early Voting	Ballot By Mail	Provisional
Mike Gould	129	55.60%	<div><div></div></div>	45	70	14	0
Lynne Finley	103	44.40%	<div><div></div></div>	44	42	17	0
Total Votes Cast	232	100.00%	<div><div></div></div>	89	112	31	0
Overvotes	0			0	0	0	0
Undervotes	32			17	15	0	0
Contest Totals	264			106	127	31	0

### DEM Lieutenant Governor

Vote For 1

	TOTAL	VOTE %		Election Day	Early Voting	Ballot By Mail	Provisional
Michelle Beckley	43	35.25%	<div><div></div></div>	19	13	11	0
Mike Collier	79	64.75%	<div><div></div></div>	33	31	15	0
Total Votes Cast	122	100.00%	<div><div></div></div>	52	44	26	0
Overvotes	0			0	0	0	0
Undervotes	7			2	4	1	0
Contest Totals	129			54	48	27	0

### DEM Attorney General

Vote For 1

	TOTAL	VOTE %		Election Day	Early Voting	Ballot By Mail	Provisional
Rochelle Mercedes Garza	54	44.63%	<div><div></div></div>	24	18	12	0
Joe Jaworski	67	55.37%	<div><div></div></div>	27	26	14	0
Total Votes Cast	121	100.00%	<div><div></div></div>	51	44	26	0
Overvotes	0			0	0	0	0
Undervotes	8			3	4	1	0
Contest Totals	129			54	48	27	0

## PCT 058

### DEM Comptroller of Public Accounts

Vote For 1

	TOTAL	VOTE %		Election Day	Early Voting	Ballot By Mail	Provisional
Angel Luis Vega	26	21.85%	<div><div></div></div>	11	12	3	0
Janet T. Dudding	93	78.15%	<div><div></div></div>	40	32	21	0
Total Votes Cast	119	100.00%	<div><div></div></div>	51	44	24	0
Overvotes	0			0	0	0	0
Undervotes	10			3	4	3	0
Contest Totals	129			54	48	27	0

### DEM Commissioner of the General Land Office

Vote For 1

	TOTAL	VOTE %		Election Day	Early Voting	Ballot By Mail	Provisional
Jay Kleberg	84	70.00%	<div><div></div></div>	36	31	17	0
Sandragrace Martinez	36	30.00%	<div><div></div></div>	14	14	8	0
Total Votes Cast	120	100.00%	<div><div></div></div>	50	45	25	0
Overvotes	0			0	0	0	0
Undervotes	9			4	3	2	0
Contest Totals	129			54	48	27	0

### DEM State Representative, District 70

Vote For 1

	TOTAL	VOTE %		Election Day	Early Voting	Ballot By Mail	Provisional
Mihaela Elizabeth Plesa	62	49.60%	<div><div></div></div>	31	22	9	0
Cassandra Garcia Hernandez	63	50.40%	<div><div></div></div>	21	25	17	0
Total Votes Cast	125	100.00%	<div><div></div></div>	52	47	26	0
Overvotes	0			0	0	0	0
Undervotes	4			2	1	1	0
Contest Totals	129			54	48	27	0

### DEM County Chair

Vote For 1

	TOTAL	VOTE %		Election Day	Early Voting	Ballot By Mail	Provisional
Caroline Werner	69	56.10%	<div><div></div></div>	35	26	8	0
Mike Rawlins	54	43.90%	<div><div></div></div>	16	19	19	0
Total Votes Cast	123	100.00%	<div><div></div></div>	51	45	27	0
Overvotes	0			0	0	0	0
Undervotes	6			3	3	0	0
Contest Totals	129			54	48	27	0

## PCT 059

### Statistics

	TOTAL	Election Day	Early Voting	Ballot By Mail	Provisional
Registered Voters - Total	4,002				
Ballots Cast - Total	312	153	133	26	0
Ballots Cast - Republican	231	119	95	17	0
Ballots Cast - Democratic	81	34	38	9	0
Voter Turnout - Total	7.80%				

#### REP Attorney General

Vote For 1

	TOTAL	VOTE %		Election Day	Early Voting	Ballot By Mail	Provisional
George P. Bush	75	32.61%	<div><div></div></div>	42	29	4	0
Ken Paxton	155	67.39%	<div><div></div></div>	76	66	13	0
Total Votes Cast	230	100.00%	<div><div></div></div>	118	95	17	0
Overvotes	0			0	0	0	0
Undervotes	1			1	0	0	0
Contest Totals	231			119	95	17	0

#### REP Commissioner of the General Land Office

Vote For 1

	TOTAL	VOTE %		Election Day	Early Voting	Ballot By Mail	Provisional
Tim Westley	50	24.27%	<div><div></div></div>	32	11	7	0
Dawn Buckingham	156	75.73%	<div><div></div></div>	72	77	7	0
Total Votes Cast	206	100.00%	<div><div></div></div>	104	88	14	0
Overvotes	0			0	0	0	0
Undervotes	25			15	7	3	0
Contest Totals	231			119	95	17	0

#### REP Railroad Commissioner

Vote For 1

	TOTAL	VOTE %		Election Day	Early Voting	Ballot By Mail	Provisional
Sarah Stogner	81	37.67%	<div><div></div></div>	41	30	10	0
Wayne Christian	134	62.33%	<div><div></div></div>	70	61	3	0
Total Votes Cast	215	100.00%	<div><div></div></div>	111	91	13	0
Overvotes	0			0	0	0	0
Undervotes	16			8	4	4	0
Contest Totals	231			119	95	17	0

#### REP Judge, County Court at Law No. 5

Vote For 1

	TOTAL	VOTE %		Election Day	Early Voting	Ballot By Mail	Provisional
Randy Johnson	122	57.55%	<div><div></div></div>	55	56	11	0
Jimmy Angelino	90	42.45%	<div><div></div></div>	53	34	3	0
Total Votes Cast	212	100.00%	<div><div></div></div>	108	90	14	0
Overvotes	0			0	0	0	0
Undervotes	19			11	5	3	0
Contest Totals	231			119	95	17	0

Summary Results Report  
Primary Runoff  
May 24th, 2022

Final Results  
SOVC  
COLLIN COUNTY

## PCT 059

### REP District Clerk

Vote For 1

	TOTAL	VOTE %		Election Day	Early Voting	Ballot By Mail	Provisional
Mike Gould	108	52.43%	<div><div></div></div>	50	52	6	0
Lynne Finley	98	47.57%	<div><div></div></div>	54	38	6	0
Total Votes Cast	206	100.00%	<div><div></div></div>	104	90	12	0
Overvotes	0			0	0	0	0
Undervotes	25			15	5	5	0
Contest Totals	231			119	95	17	0

### DEM Lieutenant Governor

Vote For 1

	TOTAL	VOTE %		Election Day	Early Voting	Ballot By Mail	Provisional
Michelle Beckley	28	35.00%	<div><div></div></div>	13	12	3	0
Mike Collier	52	65.00%	<div><div></div></div>	20	26	6	0
Total Votes Cast	80	100.00%	<div><div></div></div>	33	38	9	0
Overvotes	0			0	0	0	0
Undervotes	1			1	0	0	0
Contest Totals	81			34	38	9	0

### DEM Attorney General

Vote For 1

	TOTAL	VOTE %		Election Day	Early Voting	Ballot By Mail	Provisional
Rochelle Mercedes Garza	47	58.02%	<div><div></div></div>	26	15	6	0
Joe Jaworski	34	41.98%	<div><div></div></div>	8	23	3	0
Total Votes Cast	81	100.00%	<div><div></div></div>	34	38	9	0
Overvotes	0			0	0	0	0
Undervotes	0			0	0	0	0
Contest Totals	81			34	38	9	0

### DEM Comptroller of Public Accounts

Vote For 1

	TOTAL	VOTE %		Election Day	Early Voting	Ballot By Mail	Provisional
Angel Luis Vega	28	35.00%	<div><div></div></div>	14	12	2	0
Janet T. Dudding	52	65.00%	<div><div></div></div>	19	26	7	0
Total Votes Cast	80	100.00%	<div><div></div></div>	33	38	9	0
Overvotes	0			0	0	0	0
Undervotes	1			1	0	0	0
Contest Totals	81			34	38	9	0

## PCT 059

### DEM Commissioner of the General Land Office

Vote For 1

	TOTAL	VOTE %		Election Day	Early Voting	Ballot By Mail	Provision al
Jay Kleberg	48	60.00%	<div><div></div></div>	15	28	5	0
Sandragrace Martinez	32	40.00%	<div><div></div></div>	18	10	4	0
Total Votes Cast	80	100.00%	<div><div></div></div>	33	38	9	0
Overvotes	0			0	0	0	0
Undervotes	1			1	0	0	0
Contest Totals	81			34	38	9	0

### DEM County Chair

Vote For 1

	TOTAL	VOTE %		Election Day	Early Voting	Ballot By Mail	Provision al
Caroline Werner	38	47.50%	<div><div></div></div>	20	14	4	0
Mike Rawlins	42	52.50%	<div><div></div></div>	13	24	5	0
Total Votes Cast	80	100.00%	<div><div></div></div>	33	38	9	0
Overvotes	0			0	0	0	0
Undervotes	1			1	0	0	0
Contest Totals	81			34	38	9	0

Summary Results Report  
Primary Runoff  
May 24th, 2022

Final Results  
SOVC  
COLLIN COUNTY

## PCT 060

### Statistics

	TOTAL	Election Day	Early Voting	Ballot By Mail	Provisional
Registered Voters - Total	2,904				
Ballots Cast - Total	283	146	120	17	0
Ballots Cast - Republican	227	126	96	5	0
Ballots Cast - Democratic	56	20	24	12	0
Voter Turnout - Total	9.75%				

#### REP Attorney General

Vote For 1

	TOTAL	VOTE %		Election Day	Early Voting	Ballot By Mail	Provisional
George P. Bush	84	37.17%	<div><div></div></div>	38	44	2	0
Ken Paxton	142	62.83%	<div><div></div></div>	87	52	3	0
Total Votes Cast	226	100.00%	<div><div></div></div>	125	96	5	0
Overvotes	0			0	0	0	0
Undervotes	1			1	0	0	0
Contest Totals	227			126	96	5	0

#### REP Commissioner of the General Land Office

Vote For 1

	TOTAL	VOTE %		Election Day	Early Voting	Ballot By Mail	Provisional
Tim Westley	46	22.12%	<div><div></div></div>	31	14	1	0
Dawn Buckingham	162	77.88%	<div><div></div></div>	84	74	4	0
Total Votes Cast	208	100.00%	<div><div></div></div>	115	88	5	0
Overvotes	0			0	0	0	0
Undervotes	19			11	8	0	0
Contest Totals	227			126	96	5	0

#### REP Railroad Commissioner

Vote For 1

	TOTAL	VOTE %		Election Day	Early Voting	Ballot By Mail	Provisional
Sarah Stogner	93	43.26%	<div><div></div></div>	46	45	2	0
Wayne Christian	122	56.74%	<div><div></div></div>	75	44	3	0
Total Votes Cast	215	100.00%	<div><div></div></div>	121	89	5	0
Overvotes	0			0	0	0	0
Undervotes	12			5	7	0	0
Contest Totals	227			126	96	5	0

#### REP Judge, County Court at Law No. 5

Vote For 1

	TOTAL	VOTE %		Election Day	Early Voting	Ballot By Mail	Provisional
Randy Johnson	120	61.54%	<div><div></div></div>	67	51	2	0
Jimmy Angelino	75	38.46%	<div><div></div></div>	39	33	3	0
Total Votes Cast	195	100.00%	<div><div></div></div>	106	84	5	0
Overvotes	0			0	0	0	0
Undervotes	32			20	12	0	0
Contest Totals	227			126	96	5	0

Summary Results Report  
Primary Runoff  
May 24th, 2022

Final Results  
SOVC  
COLLIN COUNTY

## PCT 060

### REP District Clerk

Vote For 1

	TOTAL	VOTE %		Election Day	Early Voting	Ballot By Mail	Provisional
Mike Gould	107	55.73%	<div><div></div></div>	62	43	2	0
Lynne Finley	85	44.27%	<div><div></div></div>	44	39	2	0
Total Votes Cast	192	100.00%	<div><div></div></div>	106	82	4	0
Overvotes	0			0	0	0	0
Undervotes	35			20	14	1	0
Contest Totals	227			126	96	5	0

### DEM Lieutenant Governor

Vote For 1

	TOTAL	VOTE %		Election Day	Early Voting	Ballot By Mail	Provisional
Michelle Beckley	23	42.59%	<div><div></div></div>	6	10	7	0
Mike Collier	31	57.41%	<div><div></div></div>	13	14	4	0
Total Votes Cast	54	100.00%	<div><div></div></div>	19	24	11	0
Overvotes	0			0	0	0	0
Undervotes	2			1	0	1	0
Contest Totals	56			20	24	12	0

### DEM Attorney General

Vote For 1

	TOTAL	VOTE %		Election Day	Early Voting	Ballot By Mail	Provisional
Rochelle Mercedes Garza	29	53.70%	<div><div></div></div>	8	12	9	0
Joe Jaworski	25	46.30%	<div><div></div></div>	11	12	2	0
Total Votes Cast	54	100.00%	<div><div></div></div>	19	24	11	0
Overvotes	0			0	0	0	0
Undervotes	2			1	0	1	0
Contest Totals	56			20	24	12	0

### DEM Comptroller of Public Accounts

Vote For 1

	TOTAL	VOTE %		Election Day	Early Voting	Ballot By Mail	Provisional
Angel Luis Vega	16	30.19%	<div><div></div></div>	4	11	1	0
Janet T. Dudding	37	69.81%	<div><div></div></div>	15	12	10	0
Total Votes Cast	53	100.00%	<div><div></div></div>	19	23	11	0
Overvotes	0			0	0	0	0
Undervotes	3			1	1	1	0
Contest Totals	56			20	24	12	0



## PCT 060

### DEM Commissioner of the General Land Office

Vote For 1

	TOTAL	VOTE %		Election Day	Early Voting	Ballot By Mail	Provision al
Jay Kleberg	27	50.94%	<div><div></div></div>	10	13	4	0
Sandragrace Martinez	26	49.06%	<div><div></div></div>	9	10	7	0
Total Votes Cast	53	100.00%	<div><div></div></div>	19	23	11	0
Overvotes	0			0	0	0	0
Undervotes	3			1	1	1	0
Contest Totals	56			20	24	12	0

### DEM County Chair

Vote For 1

	TOTAL	VOTE %		Election Day	Early Voting	Ballot By Mail	Provision al
Caroline Werner	27	49.09%	<div><div></div></div>	12	11	4	0
Mike Rawlins	28	50.91%	<div><div></div></div>	7	13	8	0
Total Votes Cast	55	100.00%	<div><div></div></div>	19	24	12	0
Overvotes	0			0	0	0	0
Undervotes	1			1	0	0	0
Contest Totals	56			20	24	12	0

## PCT 061

### Statistics

	TOTAL	Election Day	Early Voting	Ballot By Mail	Provisional
Registered Voters - Total	1,667				
Ballots Cast - Total	183	62	96	25	0
Ballots Cast - Republican	146	51	78	17	0
Ballots Cast - Democratic	37	11	18	8	0
Voter Turnout - Total	10.98%				

### REP Attorney General

Vote For 1

	TOTAL	VOTE %		Election Day	Early Voting	Ballot By Mail	Provisional
George P. Bush	50	34.25%	<div><div></div></div>	13	32	5	0
Ken Paxton	96	65.75%	<div><div></div></div>	38	46	12	0
Total Votes Cast	146	100.00%	<div><div></div></div>	51	78	17	0
Overvotes	0			0	0	0	0
Undervotes	0			0	0	0	0
Contest Totals	146			51	78	17	0

### REP Commissioner of the General Land Office

Vote For 1

	TOTAL	VOTE %		Election Day	Early Voting	Ballot By Mail	Provisional
Tim Westley	42	30.66%	<div><div></div></div>	15	22	5	0
Dawn Buckingham	95	69.34%	<div><div></div></div>	31	53	11	0
Total Votes Cast	137	100.00%	<div><div></div></div>	46	75	16	0
Overvotes	0			0	0	0	0
Undervotes	9			5	3	1	0
Contest Totals	146			51	78	17	0

### REP Railroad Commissioner

Vote For 1

	TOTAL	VOTE %		Election Day	Early Voting	Ballot By Mail	Provisional
Sarah Stogner	43	30.50%	<div><div></div></div>	16	25	2	0
Wayne Christian	98	69.50%	<div><div></div></div>	32	51	15	0
Total Votes Cast	141	100.00%	<div><div></div></div>	48	76	17	0
Overvotes	0			0	0	0	0
Undervotes	5			3	2	0	0
Contest Totals	146			51	78	17	0

### REP Judge, County Court at Law No. 5

Vote For 1

	TOTAL	VOTE %		Election Day	Early Voting	Ballot By Mail	Provisional
Randy Johnson	72	52.55%	<div><div></div></div>	21	42	9	0
Jimmy Angelino	65	47.45%	<div><div></div></div>	27	32	6	0
Total Votes Cast	137	100.00%	<div><div></div></div>	48	74	15	0
Overvotes	0			0	0	0	0
Undervotes	9			3	4	2	0
Contest Totals	146			51	78	17	0

Summary Results Report  
Primary Runoff  
May 24th, 2022

Final Results  
SOVC  
COLLIN COUNTY

## PCT 061

### REP District Clerk

Vote For 1

	TOTAL	VOTE %		Election Day	Early Voting	Ballot By Mail	Provisional
Mike Gould	84	61.31%	<div><div></div></div>	28	47	9	0
Lynne Finley	53	38.69%	<div><div></div></div>	18	27	8	0
Total Votes Cast	137	100.00%	<div><div></div></div>	46	74	17	0
Overvotes	0			0	0	0	0
Undervotes	9			5	4	0	0
Contest Totals	146			51	78	17	0

### DEM Lieutenant Governor

Vote For 1

	TOTAL	VOTE %		Election Day	Early Voting	Ballot By Mail	Provisional
Michelle Beckley	13	35.14%	<div><div></div></div>	6	6	1	0
Mike Collier	24	64.86%	<div><div></div></div>	5	12	7	0
Total Votes Cast	37	100.00%	<div><div></div></div>	11	18	8	0
Overvotes	0			0	0	0	0
Undervotes	0			0	0	0	0
Contest Totals	37			11	18	8	0

### DEM Attorney General

Vote For 1

	TOTAL	VOTE %		Election Day	Early Voting	Ballot By Mail	Provisional
Rochelle Mercedes Garza	19	51.35%	<div><div></div></div>	8	7	4	0
Joe Jaworski	18	48.65%	<div><div></div></div>	3	11	4	0
Total Votes Cast	37	100.00%	<div><div></div></div>	11	18	8	0
Overvotes	0			0	0	0	0
Undervotes	0			0	0	0	0
Contest Totals	37			11	18	8	0

### DEM Comptroller of Public Accounts

Vote For 1

	TOTAL	VOTE %		Election Day	Early Voting	Ballot By Mail	Provisional
Angel Luis Vega	15	41.67%	<div><div></div></div>	3	7	5	0
Janet T. Dudding	21	58.33%	<div><div></div></div>	8	10	3	0
Total Votes Cast	36	100.00%	<div><div></div></div>	11	17	8	0
Overvotes	0			0	0	0	0
Undervotes	1			0	1	0	0
Contest Totals	37			11	18	8	0

## PCT 061

### DEM Commissioner of the General Land Office

Vote For 1

	TOTAL	VOTE %		Election Day	Early Voting	Ballot By Mail	Provision al
Jay Kleberg	27	75.00%	<div><div></div></div>	8	13	6	0
Sandragrace Martinez	9	25.00%	<div><div></div></div>	2	5	2	0
Total Votes Cast	36	100.00%	<div><div></div></div>	10	18	8	0
Overvotes	0			0	0	0	0
Undervotes	1			1	0	0	0
Contest Totals	37			11	18	8	0

### DEM County Chair

Vote For 1

	TOTAL	VOTE %		Election Day	Early Voting	Ballot By Mail	Provision al
Caroline Werner	18	48.65%	<div><div></div></div>	9	6	3	0
Mike Rawlins	19	51.35%	<div><div></div></div>	2	12	5	0
Total Votes Cast	37	100.00%	<div><div></div></div>	11	18	8	0
Overvotes	0			0	0	0	0
Undervotes	0			0	0	0	0
Contest Totals	37			11	18	8	0

## PCT 062

### Statistics

	TOTAL	Election Day	Early Voting	Ballot By Mail	Provisional
Registered Voters - Total	2,532				
Ballots Cast - Total	269	122	101	46	0
Ballots Cast - Republican	182	84	62	36	0
Ballots Cast - Democratic	87	38	39	10	0
Voter Turnout - Total	10.62%				

#### REP Attorney General

Vote For 1

	TOTAL	VOTE %		Election Day	Early Voting	Ballot By Mail	Provisional
George P. Bush	62	34.07%	<div><div></div></div>	21	19	22	0
Ken Paxton	120	65.93%	<div><div></div></div>	63	43	14	0
Total Votes Cast	182	100.00%	<div><div></div></div>	84	62	36	0
Overvotes	0			0	0	0	0
Undervotes	0			0	0	0	0
Contest Totals	182			84	62	36	0

#### REP Commissioner of the General Land Office

Vote For 1

	TOTAL	VOTE %		Election Day	Early Voting	Ballot By Mail	Provisional
Tim Westley	51	30.54%	<div><div></div></div>	25	15	11	0
Dawn Buckingham	116	69.46%	<div><div></div></div>	54	41	21	0
Total Votes Cast	167	100.00%	<div><div></div></div>	79	56	32	0
Overvotes	0			0	0	0	0
Undervotes	15			5	6	4	0
Contest Totals	182			84	62	36	0

#### REP Railroad Commissioner

Vote For 1

	TOTAL	VOTE %		Election Day	Early Voting	Ballot By Mail	Provisional
Sarah Stogner	62	36.26%	<div><div></div></div>	25	24	13	0
Wayne Christian	109	63.74%	<div><div></div></div>	57	32	20	0
Total Votes Cast	171	100.00%	<div><div></div></div>	82	56	33	0
Overvotes	0			0	0	0	0
Undervotes	11			2	6	3	0
Contest Totals	182			84	62	36	0

#### REP Judge, County Court at Law No. 5

Vote For 1

	TOTAL	VOTE %		Election Day	Early Voting	Ballot By Mail	Provisional
Randy Johnson	112	69.57%	<div><div></div></div>	53	35	24	0
Jimmy Angelino	49	30.43%	<div><div></div></div>	22	18	9	0
Total Votes Cast	161	100.00%	<div><div></div></div>	75	53	33	0
Overvotes	0			0	0	0	0
Undervotes	21			9	9	3	0
Contest Totals	182			84	62	36	0

Summary Results Report  
Primary Runoff  
May 24th, 2022

Final Results  
SOVC  
COLLIN COUNTY

## PCT 062

### REP District Clerk

Vote For 1

	TOTAL	VOTE %		Election Day	Early Voting	Ballot By Mail	Provision al
Mike Gould	72	45.86%	<div><div></div></div>	41	23	8	0
Lynne Finley	85	54.14%	<div><div></div></div>	34	26	25	0
Total Votes Cast	157	100.00%	<div><div></div></div>	75	49	33	0
Overvotes	0			0	0	0	0
Undervotes	25			9	13	3	0
Contest Totals	182			84	62	36	0

### DEM Lieutenant Governor

Vote For 1

	TOTAL	VOTE %		Election Day	Early Voting	Ballot By Mail	Provision al
Michelle Beckley	30	34.48%	<div><div></div></div>	18	10	2	0
Mike Collier	57	65.52%	<div><div></div></div>	20	29	8	0
Total Votes Cast	87	100.00%	<div><div></div></div>	38	39	10	0
Overvotes	0			0	0	0	0
Undervotes	0			0	0	0	0
Contest Totals	87			38	39	10	0

### DEM Attorney General

Vote For 1

	TOTAL	VOTE %		Election Day	Early Voting	Ballot By Mail	Provision al
Rochelle Mercedes Garza	44	50.57%	<div><div></div></div>	23	16	5	0
Joe Jaworski	43	49.43%	<div><div></div></div>	15	23	5	0
Total Votes Cast	87	100.00%	<div><div></div></div>	38	39	10	0
Overvotes	0			0	0	0	0
Undervotes	0			0	0	0	0
Contest Totals	87			38	39	10	0

### DEM Comptroller of Public Accounts

Vote For 1

	TOTAL	VOTE %		Election Day	Early Voting	Ballot By Mail	Provision al
Angel Luis Vega	18	20.69%	<div><div></div></div>	11	6	1	0
Janet T. Dudding	69	79.31%	<div><div></div></div>	27	33	9	0
Total Votes Cast	87	100.00%	<div><div></div></div>	38	39	10	0
Overvotes	0			0	0	0	0
Undervotes	0			0	0	0	0
Contest Totals	87			38	39	10	0

## PCT 062

### DEM Commissioner of the General Land Office

Vote For 1

	TOTAL	VOTE %		Election Day	Early Voting	Ballot By Mail	Provision al
Jay Kleberg	59	67.82%	<div><div></div></div>	28	24	7	0
Sandragrace Martinez	28	32.18%	<div><div></div></div>	10	15	3	0
Total Votes Cast	87	100.00%	<div><div></div></div>	38	39	10	0
Overvotes	0			0	0	0	0
Undervotes	0			0	0	0	0
Contest Totals	87			38	39	10	0

### DEM County Chair

Vote For 1

	TOTAL	VOTE %		Election Day	Early Voting	Ballot By Mail	Provision al
Caroline Werner	43	50.59%	<div><div></div></div>	21	19	3	0
Mike Rawlins	42	49.41%	<div><div></div></div>	17	19	6	0
Total Votes Cast	85	100.00%	<div><div></div></div>	38	38	9	0
Overvotes	0			0	0	0	0
Undervotes	2			0	1	1	0
Contest Totals	87			38	39	10	0

## PCT 063

### Statistics

	TOTAL	Election Day	Early Voting	Ballot By Mail	Provisional
Registered Voters - Total	2,027				
Ballots Cast - Total	338	124	158	56	0
Ballots Cast - Republican	255	92	124	39	0
Ballots Cast - Democratic	83	32	34	17	0
Voter Turnout - Total	16.67%				

#### REP Attorney General

Vote For 1

	TOTAL	VOTE %		Election Day	Early Voting	Ballot By Mail	Provisional
George P. Bush	100	39.37%	<div><div></div></div>	28	46	26	0
Ken Paxton	154	60.63%	<div><div></div></div>	64	78	12	0
Total Votes Cast	254	100.00%	<div><div></div></div>	92	124	38	0
Overvotes	0			0	0	0	0
Undervotes	1			0	0	1	0
Contest Totals	255			92	124	39	0

#### REP Commissioner of the General Land Office

Vote For 1

	TOTAL	VOTE %		Election Day	Early Voting	Ballot By Mail	Provisional
Tim Westley	62	27.31%	<div><div></div></div>	26	25	11	0
Dawn Buckingham	165	72.69%	<div><div></div></div>	57	85	23	0
Total Votes Cast	227	100.00%	<div><div></div></div>	83	110	34	0
Overvotes	0			0	0	0	0
Undervotes	28			9	14	5	0
Contest Totals	255			92	124	39	0

#### REP Railroad Commissioner

Vote For 1

	TOTAL	VOTE %		Election Day	Early Voting	Ballot By Mail	Provisional
Sarah Stogner	88	37.29%	<div><div></div></div>	29	42	17	0
Wayne Christian	148	62.71%	<div><div></div></div>	59	75	14	0
Total Votes Cast	236	100.00%	<div><div></div></div>	88	117	31	0
Overvotes	0			0	0	0	0
Undervotes	19			4	7	8	0
Contest Totals	255			92	124	39	0

#### REP Judge, County Court at Law No. 5

Vote For 1

	TOTAL	VOTE %		Election Day	Early Voting	Ballot By Mail	Provisional
Randy Johnson	140	61.95%	<div><div></div></div>	38	77	25	0
Jimmy Angelino	86	38.05%	<div><div></div></div>	43	35	8	0
Total Votes Cast	226	100.00%	<div><div></div></div>	81	112	33	0
Overvotes	0			0	0	0	0
Undervotes	29			11	12	6	0
Contest Totals	255			92	124	39	0



Summary Results Report  
Primary Runoff  
May 24th, 2022

Final Results  
SOVC  
COLLIN COUNTY

## PCT 063

### REP District Clerk

Vote For 1

	TOTAL	VOTE %		Election Day	Early Voting	Ballot By Mail	Provisional
Mike Gould	112	49.78%	<div><div></div></div>	47	55	10	0
Lynne Finley	113	50.22%	<div><div></div></div>	36	55	22	0
Total Votes Cast	225	100.00%	<div><div></div></div>	83	110	32	0
Overvotes	0			0	0	0	0
Undervotes	30			9	14	7	0
Contest Totals	255			92	124	39	0

### DEM Lieutenant Governor

Vote For 1

	TOTAL	VOTE %		Election Day	Early Voting	Ballot By Mail	Provisional
Michelle Beckley	24	30.00%	<div><div></div></div>	7	12	5	0
Mike Collier	56	70.00%	<div><div></div></div>	25	22	9	0
Total Votes Cast	80	100.00%	<div><div></div></div>	32	34	14	0
Overvotes	0			0	0	0	0
Undervotes	3			0	0	3	0
Contest Totals	83			32	34	17	0

### DEM Attorney General

Vote For 1

	TOTAL	VOTE %		Election Day	Early Voting	Ballot By Mail	Provisional
Rochelle Mercedes Garza	40	50.63%	<div><div></div></div>	10	22	8	0
Joe Jaworski	39	49.37%	<div><div></div></div>	21	12	6	0
Total Votes Cast	79	100.00%	<div><div></div></div>	31	34	14	0
Overvotes	0			0	0	0	0
Undervotes	4			1	0	3	0
Contest Totals	83			32	34	17	0

### DEM Comptroller of Public Accounts

Vote For 1

	TOTAL	VOTE %		Election Day	Early Voting	Ballot By Mail	Provisional
Angel Luis Vega	18	22.78%	<div><div></div></div>	5	9	4	0
Janet T. Dudding	61	77.22%	<div><div></div></div>	27	24	10	0
Total Votes Cast	79	100.00%	<div><div></div></div>	32	33	14	0
Overvotes	0			0	0	0	0
Undervotes	4			0	1	3	0
Contest Totals	83			32	34	17	0

## PCT 063

### DEM Commissioner of the General Land Office

Vote For 1

	TOTAL	VOTE %		Election Day	Early Voting	Ballot By Mail	Provision al
Jay Kleberg	56	70.89%	<div><div></div></div>	24	23	9	0
Sandragrace Martinez	23	29.11%	<div><div></div></div>	7	10	6	0
Total Votes Cast	79	100.00%	<div><div></div></div>	31	33	15	0
Overvotes	0			0	0	0	0
Undervotes	4			1	1	2	0
Contest Totals	83			32	34	17	0

### DEM County Chair

Vote For 1

	TOTAL	VOTE %		Election Day	Early Voting	Ballot By Mail	Provision al
Caroline Werner	38	46.91%	<div><div></div></div>	18	18	2	0
Mike Rawlins	43	53.09%	<div><div></div></div>	12	16	15	0
Total Votes Cast	81	100.00%	<div><div></div></div>	30	34	17	0
Overvotes	0			0	0	0	0
Undervotes	2			2	0	0	0
Contest Totals	83			32	34	17	0

## PCT 064

### Statistics

	TOTAL	Election Day	Early Voting	Ballot By Mail	Provisional
Registered Voters - Total	2,682				
Ballots Cast - Total	345	133	183	28	1
Ballots Cast - Republican	241	97	125	18	1
Ballots Cast - Democratic	104	36	58	10	0
Voter Turnout - Total	12.86%				

#### REP Attorney General

Vote For 1

	TOTAL	VOTE %		Election Day	Early Voting	Ballot By Mail	Provisional
George P. Bush	103	43.28%	<div><div></div></div>	38	52	12	1
Ken Paxton	135	56.72%	<div><div></div></div>	58	71	6	0
Total Votes Cast	238	100.00%	<div><div></div></div>	96	123	18	1
Overvotes	0			0	0	0	0
Undervotes	3			1	2	0	0
Contest Totals	241			97	125	18	1

#### REP Commissioner of the General Land Office

Vote For 1

	TOTAL	VOTE %		Election Day	Early Voting	Ballot By Mail	Provisional
Tim Westley	46	21.70%	<div><div></div></div>	18	19	8	1
Dawn Buckingham	166	78.30%	<div><div></div></div>	63	95	8	0
Total Votes Cast	212	100.00%	<div><div></div></div>	81	114	16	1
Overvotes	0			0	0	0	0
Undervotes	29			16	11	2	0
Contest Totals	241			97	125	18	1

#### REP Railroad Commissioner

Vote For 1

	TOTAL	VOTE %		Election Day	Early Voting	Ballot By Mail	Provisional
Sarah Stogner	80	36.87%	<div><div></div></div>	36	38	6	0
Wayne Christian	137	63.13%	<div><div></div></div>	49	77	10	1
Total Votes Cast	217	100.00%	<div><div></div></div>	85	115	16	1
Overvotes	0			0	0	0	0
Undervotes	24			12	10	2	0
Contest Totals	241			97	125	18	1

#### REP State Representative, District 70

Vote For 1

	TOTAL	VOTE %		Election Day	Early Voting	Ballot By Mail	Provisional
Jamee Jolly	124	53.22%	<div><div></div></div>	48	65	10	1
Eric J. Bowlin	109	46.78%	<div><div></div></div>	46	57	6	0
Total Votes Cast	233	100.00%	<div><div></div></div>	94	122	16	1
Overvotes	0			0	0	0	0
Undervotes	8			3	3	2	0
Contest Totals	241			97	125	18	1

Summary Results Report  
Primary Runoff  
May 24th, 2022

Final Results  
SOVC  
COLLIN COUNTY

## PCT 064

### REP Judge, County Court at Law No. 5

Vote For 1

	TOTAL	VOTE %		Election Day	Early Voting	Ballot By Mail	Provisional
Randy Johnson	110	52.88%	<div><div></div></div>	40	59	11	0
Jimmy Angelino	98	47.12%	<div><div></div></div>	38	55	4	1
Total Votes Cast	208	100.00%	<div><div></div></div>	78	114	15	1
Overvotes	0			0	0	0	0
Undervotes	33			19	11	3	0
Contest Totals	241			97	125	18	1

### REP District Clerk

Vote For 1

	TOTAL	VOTE %		Election Day	Early Voting	Ballot By Mail	Provisional
Mike Gould	98	47.57%	<div><div></div></div>	34	55	8	1
Lynne Finley	108	52.43%	<div><div></div></div>	46	55	7	0
Total Votes Cast	206	100.00%	<div><div></div></div>	80	110	15	1
Overvotes	0			0	0	0	0
Undervotes	35			17	15	3	0
Contest Totals	241			97	125	18	1

### DEM Lieutenant Governor

Vote For 1

	TOTAL	VOTE %		Election Day	Early Voting	Ballot By Mail	Provisional
Michelle Beckley	29	28.71%	<div><div></div></div>	15	11	3	0
Mike Collier	72	71.29%	<div><div></div></div>	21	44	7	0
Total Votes Cast	101	100.00%	<div><div></div></div>	36	55	10	0
Overvotes	0			0	0	0	0
Undervotes	3			0	3	0	0
Contest Totals	104			36	58	10	0

### DEM Attorney General

Vote For 1

	TOTAL	VOTE %		Election Day	Early Voting	Ballot By Mail	Provisional
Rochelle Mercedes Garza	40	39.60%	<div><div></div></div>	18	19	3	0
Joe Jaworski	61	60.40%	<div><div></div></div>	18	36	7	0
Total Votes Cast	101	100.00%	<div><div></div></div>	36	55	10	0
Overvotes	0			0	0	0	0
Undervotes	3			0	3	0	0
Contest Totals	104			36	58	10	0

## PCT 064

### DEM Comptroller of Public Accounts

Vote For 1

	TOTAL	VOTE %		Election Day	Early Voting	Ballot By Mail	Provision al
Angel Luis Vega	28	28.00%	<div><div></div></div>	13	13	2	0
Janet T. Dudding	72	72.00%	<div><div></div></div>	22	42	8	0
Total Votes Cast	100	100.00%	<div><div></div></div>	35	55	10	0
Overvotes	0			0	0	0	0
Undervotes	4			1	3	0	0
Contest Totals	104			36	58	10	0

### DEM Commissioner of the General Land Office

Vote For 1

	TOTAL	VOTE %		Election Day	Early Voting	Ballot By Mail	Provision al
Jay Kleberg	73	71.57%	<div><div></div></div>	21	43	9	0
Sandragrace Martinez	29	28.43%	<div><div></div></div>	15	13	1	0
Total Votes Cast	102	100.00%	<div><div></div></div>	36	56	10	0
Overvotes	0			0	0	0	0
Undervotes	2			0	2	0	0
Contest Totals	104			36	58	10	0

### DEM State Representative, District 70

Vote For 1

	TOTAL	VOTE %		Election Day	Early Voting	Ballot By Mail	Provision al
Mihaela Elizabeth Plesa	67	65.05%	<div><div></div></div>	26	35	6	0
Cassandra Garcia Hernandez	36	34.95%	<div><div></div></div>	10	22	4	0
Total Votes Cast	103	100.00%	<div><div></div></div>	36	57	10	0
Overvotes	0			0	0	0	0
Undervotes	1			0	1	0	0
Contest Totals	104			36	58	10	0

### DEM County Chair

Vote For 1

	TOTAL	VOTE %		Election Day	Early Voting	Ballot By Mail	Provision al
Caroline Werner	60	58.82%	<div><div></div></div>	26	32	2	0
Mike Rawlins	42	41.18%	<div><div></div></div>	10	24	8	0
Total Votes Cast	102	100.00%	<div><div></div></div>	36	56	10	0
Overvotes	0			0	0	0	0
Undervotes	2			0	2	0	0
Contest Totals	104			36	58	10	0

## PCT 065

### Statistics

	TOTAL	Election Day	Early Voting	Ballot By Mail	Provisional
Registered Voters - Total	1,249				
Ballots Cast - Total	158	60	92	6	0
Ballots Cast - Republican	108	35	71	2	0
Ballots Cast - Democratic	50	25	21	4	0
Voter Turnout - Total	12.65%				

#### REP Attorney General

Vote For 1

	TOTAL	VOTE %		Election Day	Early Voting	Ballot By Mail	Provisional
George P. Bush	34	31.78%	<div><div></div></div>	11	21	2	0
Ken Paxton	73	68.22%	<div><div></div></div>	23	50	0	0
Total Votes Cast	107	100.00%	<div><div></div></div>	34	71	2	0
Overvotes	0			0	0	0	0
Undervotes	1			1	0	0	0
Contest Totals	108			35	71	2	0

#### REP Commissioner of the General Land Office

Vote For 1

	TOTAL	VOTE %		Election Day	Early Voting	Ballot By Mail	Provisional
Tim Westley	25	25.00%	<div><div></div></div>	7	16	2	0
Dawn Buckingham	75	75.00%	<div><div></div></div>	25	50	0	0
Total Votes Cast	100	100.00%	<div><div></div></div>	32	66	2	0
Overvotes	0			0	0	0	0
Undervotes	8			3	5	0	0
Contest Totals	108			35	71	2	0

#### REP Railroad Commissioner

Vote For 1

	TOTAL	VOTE %		Election Day	Early Voting	Ballot By Mail	Provisional
Sarah Stogner	39	37.14%	<div><div></div></div>	13	25	1	0
Wayne Christian	66	62.86%	<div><div></div></div>	20	45	1	0
Total Votes Cast	105	100.00%	<div><div></div></div>	33	70	2	0
Overvotes	0			0	0	0	0
Undervotes	3			2	1	0	0
Contest Totals	108			35	71	2	0

#### REP State Representative, District 70

Vote For 1

	TOTAL	VOTE %		Election Day	Early Voting	Ballot By Mail	Provisional
Jamee Jolly	48	44.44%	<div><div></div></div>	16	30	2	0
Eric J. Bowlin	60	55.56%	<div><div></div></div>	19	41	0	0
Total Votes Cast	108	100.00%	<div><div></div></div>	35	71	2	0
Overvotes	0			0	0	0	0
Undervotes	0			0	0	0	0
Contest Totals	108			35	71	2	0

Summary Results Report  
Primary Runoff  
May 24th, 2022

Final Results  
SOVC  
COLLIN COUNTY

## PCT 065

### REP Judge, County Court at Law No. 5

Vote For 1

	TOTAL	VOTE %		Election Day	Early Voting	Ballot By Mail	Provision al
Randy Johnson	55	54.46%	<div><div></div></div>	16	38	1	0
Jimmy Angelino	46	45.54%	<div><div></div></div>	17	28	1	0
Total Votes Cast	101	100.00%	<div><div></div></div>	33	66	2	0
Overvotes	0			0	0	0	0
Undervotes	7			2	5	0	0
Contest Totals	108			35	71	2	0

### REP District Clerk

Vote For 1

	TOTAL	VOTE %		Election Day	Early Voting	Ballot By Mail	Provision al
Mike Gould	55	53.92%	<div><div></div></div>	18	36	1	0
Lynne Finley	47	46.08%	<div><div></div></div>	15	31	1	0
Total Votes Cast	102	100.00%	<div><div></div></div>	33	67	2	0
Overvotes	0			0	0	0	0
Undervotes	6			2	4	0	0
Contest Totals	108			35	71	2	0

### DEM Lieutenant Governor

Vote For 1

	TOTAL	VOTE %		Election Day	Early Voting	Ballot By Mail	Provision al
Michelle Beckley	20	40.00%	<div><div></div></div>	11	8	1	0
Mike Collier	30	60.00%	<div><div></div></div>	14	13	3	0
Total Votes Cast	50	100.00%	<div><div></div></div>	25	21	4	0
Overvotes	0			0	0	0	0
Undervotes	0			0	0	0	0
Contest Totals	50			25	21	4	0

### DEM Attorney General

Vote For 1

	TOTAL	VOTE %		Election Day	Early Voting	Ballot By Mail	Provision al
Rochelle Mercedes Garza	34	68.00%	<div><div></div></div>	18	12	4	0
Joe Jaworski	16	32.00%	<div><div></div></div>	7	9	0	0
Total Votes Cast	50	100.00%	<div><div></div></div>	25	21	4	0
Overvotes	0			0	0	0	0
Undervotes	0			0	0	0	0
Contest Totals	50			25	21	4	0

## PCT 065

### DEM Comptroller of Public Accounts

Vote For 1

	TOTAL	VOTE %		Election Day	Early Voting	Ballot By Mail	Provisional
Angel Luis Vega	14	28.00%	<div><div></div></div>	8	5	1	0
Janet T. Dudding	36	72.00%	<div><div></div></div>	17	16	3	0
Total Votes Cast	50	100.00%	<div><div></div></div>	25	21	4	0
Overvotes	0			0	0	0	0
Undervotes	0			0	0	0	0
Contest Totals	50			25	21	4	0

### DEM Commissioner of the General Land Office

Vote For 1

	TOTAL	VOTE %		Election Day	Early Voting	Ballot By Mail	Provisional
Jay Kleberg	26	53.06%	<div><div></div></div>	11	14	1	0
Sandragrace Martinez	23	46.94%	<div><div></div></div>	14	6	3	0
Total Votes Cast	49	100.00%	<div><div></div></div>	25	20	4	0
Overvotes	0			0	0	0	0
Undervotes	1			0	1	0	0
Contest Totals	50			25	21	4	0

### DEM State Representative, District 70

Vote For 1

	TOTAL	VOTE %		Election Day	Early Voting	Ballot By Mail	Provisional
Mihaela Elizabeth Plesa	27	54.00%	<div><div></div></div>	16	10	1	0
Cassandra Garcia Hernandez	23	46.00%	<div><div></div></div>	9	11	3	0
Total Votes Cast	50	100.00%	<div><div></div></div>	25	21	4	0
Overvotes	0			0	0	0	0
Undervotes	0			0	0	0	0
Contest Totals	50			25	21	4	0

### DEM County Chair

Vote For 1

	TOTAL	VOTE %		Election Day	Early Voting	Ballot By Mail	Provisional
Caroline Werner	27	56.25%	<div><div></div></div>	15	10	2	0
Mike Rawlins	21	43.75%	<div><div></div></div>	8	11	2	0
Total Votes Cast	48	100.00%	<div><div></div></div>	23	21	4	0
Overvotes	0			0	0	0	0
Undervotes	2			2	0	0	0
Contest Totals	50			25	21	4	0



## PCT 066

### Statistics

	TOTAL	Election Day	Early Voting	Ballot By Mail	Provisional
Registered Voters - Total	2,160				
Ballots Cast - Total	195	96	79	20	0
Ballots Cast - Republican	136	73	49	14	0
Ballots Cast - Democratic	59	23	30	6	0
Voter Turnout - Total	9.03%				

#### REP Attorney General

Vote For 1

	TOTAL	VOTE %		Election Day	Early Voting	Ballot By Mail	Provisional
George P. Bush	67	49.63%	<div><div></div></div>	34	25	8	0
Ken Paxton	68	50.37%	<div><div></div></div>	39	24	5	0
Total Votes Cast	135	100.00%	<div><div></div></div>	73	49	13	0
Overvotes	0			0	0	0	0
Undervotes	1			0	0	1	0
Contest Totals	136			73	49	14	0

#### REP Commissioner of the General Land Office

Vote For 1

	TOTAL	VOTE %		Election Day	Early Voting	Ballot By Mail	Provisional
Tim Westley	35	28.93%	<div><div></div></div>	22	9	4	0
Dawn Buckingham	86	71.07%	<div><div></div></div>	44	32	10	0
Total Votes Cast	121	100.00%	<div><div></div></div>	66	41	14	0
Overvotes	0			0	0	0	0
Undervotes	15			7	8	0	0
Contest Totals	136			73	49	14	0

#### REP Railroad Commissioner

Vote For 1

	TOTAL	VOTE %		Election Day	Early Voting	Ballot By Mail	Provisional
Sarah Stogner	62	46.97%	<div><div></div></div>	33	24	5	0
Wayne Christian	70	53.03%	<div><div></div></div>	37	24	9	0
Total Votes Cast	132	100.00%	<div><div></div></div>	70	48	14	0
Overvotes	0			0	0	0	0
Undervotes	4			3	1	0	0
Contest Totals	136			73	49	14	0

#### REP Judge, County Court at Law No. 5

Vote For 1

	TOTAL	VOTE %		Election Day	Early Voting	Ballot By Mail	Provisional
Randy Johnson	70	61.40%	<div><div></div></div>	33	28	9	0
Jimmy Angelino	44	38.60%	<div><div></div></div>	30	10	4	0
Total Votes Cast	114	100.00%	<div><div></div></div>	63	38	13	0
Overvotes	0			0	0	0	0
Undervotes	22			10	11	1	0
Contest Totals	136			73	49	14	0

Summary Results Report  
Primary Runoff  
May 24th, 2022

Final Results  
SOVC  
COLLIN COUNTY

## PCT 066

### REP District Clerk

Vote For 1

	TOTAL	VOTE %		Election Day	Early Voting	Ballot By Mail	Provisional
Mike Gould	53	45.30%	<div><div></div></div>	30	20	3	0
Lynne Finley	64	54.70%	<div><div></div></div>	34	20	10	0
Total Votes Cast	117	100.00%	<div><div></div></div>	64	40	13	0
Overvotes	0			0	0	0	0
Undervotes	19			9	9	1	0
Contest Totals	136			73	49	14	0

### DEM Lieutenant Governor

Vote For 1

	TOTAL	VOTE %		Election Day	Early Voting	Ballot By Mail	Provisional
Michelle Beckley	18	31.03%	<div><div></div></div>	9	9	0	0
Mike Collier	40	68.97%	<div><div></div></div>	14	20	6	0
Total Votes Cast	58	100.00%	<div><div></div></div>	23	29	6	0
Overvotes	0			0	0	0	0
Undervotes	1			0	1	0	0
Contest Totals	59			23	30	6	0

### DEM Attorney General

Vote For 1

	TOTAL	VOTE %		Election Day	Early Voting	Ballot By Mail	Provisional
Rochelle Mercedes Garza	30	50.85%	<div><div></div></div>	10	17	3	0
Joe Jaworski	29	49.15%	<div><div></div></div>	13	13	3	0
Total Votes Cast	59	100.00%	<div><div></div></div>	23	30	6	0
Overvotes	0			0	0	0	0
Undervotes	0			0	0	0	0
Contest Totals	59			23	30	6	0

### DEM Comptroller of Public Accounts

Vote For 1

	TOTAL	VOTE %		Election Day	Early Voting	Ballot By Mail	Provisional
Angel Luis Vega	19	33.33%	<div><div></div></div>	9	8	2	0
Janet T. Dudding	38	66.67%	<div><div></div></div>	13	21	4	0
Total Votes Cast	57	100.00%	<div><div></div></div>	22	29	6	0
Overvotes	0			0	0	0	0
Undervotes	2			1	1	0	0
Contest Totals	59			23	30	6	0

## PCT 066

### DEM Commissioner of the General Land Office

Vote For 1

	TOTAL	VOTE %		Election Day	Early Voting	Ballot By Mail	Provision al
Jay Kleberg	35	60.34%	<div><div></div></div>	13	17	5	0
Sandragrace Martinez	23	39.66%	<div><div></div></div>	9	13	1	0
Total Votes Cast	58	100.00%	<div><div></div></div>	22	30	6	0
Overvotes	0			0	0	0	0
Undervotes	1			1	0	0	0
Contest Totals	59			23	30	6	0

### DEM County Chair

Vote For 1

	TOTAL	VOTE %		Election Day	Early Voting	Ballot By Mail	Provision al
Caroline Werner	22	40.00%	<div><div></div></div>	8	14	0	0
Mike Rawlins	33	60.00%	<div><div></div></div>	15	14	4	0
Total Votes Cast	55	100.00%	<div><div></div></div>	23	28	4	0
Overvotes	0			0	0	0	0
Undervotes	4			0	2	2	0
Contest Totals	59			23	30	6	0

## PCT 067

### Statistics

	TOTAL	Election Day	Early Voting	Ballot By Mail	Provisional
Registered Voters - Total	2,811				
Ballots Cast - Total	398	126	218	51	3
Ballots Cast - Republican	279	98	142	37	2
Ballots Cast - Democratic	119	28	76	14	1
Voter Turnout - Total	14.16%				

### REP Attorney General

Vote For 1

	TOTAL	VOTE %		Election Day	Early Voting	Ballot By Mail	Provisional
George P. Bush	112	40.88%	<div><div></div></div>	41	50	21	0
Ken Paxton	162	59.12%	<div><div></div></div>	56	89	15	2
Total Votes Cast	274	100.00%	<div><div></div></div>	97	139	36	2
Overvotes	0			0	0	0	0
Undervotes	5			1	3	1	0
Contest Totals	279			98	142	37	2

### REP Commissioner of the General Land Office

Vote For 1

	TOTAL	VOTE %		Election Day	Early Voting	Ballot By Mail	Provisional
Tim Westley	61	24.11%	<div><div></div></div>	23	28	10	0
Dawn Buckingham	192	75.89%	<div><div></div></div>	65	99	26	2
Total Votes Cast	253	100.00%	<div><div></div></div>	88	127	36	2
Overvotes	0			0	0	0	0
Undervotes	26			10	15	1	0
Contest Totals	279			98	142	37	2

### REP Railroad Commissioner

Vote For 1

	TOTAL	VOTE %		Election Day	Early Voting	Ballot By Mail	Provisional
Sarah Stogner	86	32.95%	<div><div></div></div>	33	41	12	0
Wayne Christian	175	67.05%	<div><div></div></div>	62	90	21	2
Total Votes Cast	261	100.00%	<div><div></div></div>	95	131	33	2
Overvotes	0			0	0	0	0
Undervotes	18			3	11	4	0
Contest Totals	279			98	142	37	2

### REP State Representative, District 70

Vote For 1

	TOTAL	VOTE %		Election Day	Early Voting	Ballot By Mail	Provisional
Jamee Jolly	120	43.96%	<div><div></div></div>	46	53	21	0
Eric J. Bowlin	153	56.04%	<div><div></div></div>	48	88	15	2
Total Votes Cast	273	100.00%	<div><div></div></div>	94	141	36	2
Overvotes	0			0	0	0	0
Undervotes	6			4	1	1	0
Contest Totals	279			98	142	37	2

Summary Results Report  
Primary Runoff  
May 24th, 2022

Final Results  
SOVC  
COLLIN COUNTY

## PCT 067

### REP Judge, County Court at Law No. 5

Vote For 1

	TOTAL	VOTE %		Election Day	Early Voting	Ballot By Mail	Provisional
Randy Johnson	116	47.74%	<div><div></div></div>	42	59	15	0
Jimmy Angelino	127	52.26%	<div><div></div></div>	41	67	17	2
Total Votes Cast	243	100.00%	<div><div></div></div>	83	126	32	2
Overvotes	0			0	0	0	0
Undervotes	36			15	16	5	0
Contest Totals	279			98	142	37	2

### REP District Clerk

Vote For 1

	TOTAL	VOTE %		Election Day	Early Voting	Ballot By Mail	Provisional
Mike Gould	150	60.48%	<div><div></div></div>	47	84	18	1
Lynne Finley	98	39.52%	<div><div></div></div>	42	40	15	1
Total Votes Cast	248	100.00%	<div><div></div></div>	89	124	33	2
Overvotes	0			0	0	0	0
Undervotes	31			9	18	4	0
Contest Totals	279			98	142	37	2

### DEM Lieutenant Governor

Vote For 1

	TOTAL	VOTE %		Election Day	Early Voting	Ballot By Mail	Provisional
Michelle Beckley	38	32.76%	<div><div></div></div>	7	28	2	1
Mike Collier	78	67.24%	<div><div></div></div>	20	47	11	0
Total Votes Cast	116	100.00%	<div><div></div></div>	27	75	13	1
Overvotes	0			0	0	0	0
Undervotes	3			1	1	1	0
Contest Totals	119			28	76	14	1

### DEM Attorney General

Vote For 1

	TOTAL	VOTE %		Election Day	Early Voting	Ballot By Mail	Provisional
Rochelle Mercedes Garza	43	36.75%	<div><div></div></div>	9	30	4	0
Joe Jaworski	74	63.25%	<div><div></div></div>	18	45	10	1
Total Votes Cast	117	100.00%	<div><div></div></div>	27	75	14	1
Overvotes	0			0	0	0	0
Undervotes	2			1	1	0	0
Contest Totals	119			28	76	14	1

## PCT 067

### DEM Comptroller of Public Accounts

Vote For 1

	TOTAL	VOTE %		Election Day	Early Voting	Ballot By Mail	Provisional
Angel Luis Vega	34	29.57%	<div><div></div></div>	6	21	6	1
Janet T. Dudding	81	70.43%	<div><div></div></div>	21	52	8	0
Total Votes Cast	115	100.00%	<div><div></div></div>	27	73	14	1
Overvotes	0			0	0	0	0
Undervotes	4			1	3	0	0
Contest Totals	119			28	76	14	1

### DEM Commissioner of the General Land Office

Vote For 1

	TOTAL	VOTE %		Election Day	Early Voting	Ballot By Mail	Provisional
Jay Kleberg	74	64.35%	<div><div></div></div>	15	49	10	0
Sandragrace Martinez	41	35.65%	<div><div></div></div>	11	25	4	1
Total Votes Cast	115	100.00%	<div><div></div></div>	26	74	14	1
Overvotes	0			0	0	0	0
Undervotes	4			2	2	0	0
Contest Totals	119			28	76	14	1

### DEM State Representative, District 70

Vote For 1

	TOTAL	VOTE %		Election Day	Early Voting	Ballot By Mail	Provisional
Mihaela Elizabeth Plesa	53	44.92%	<div><div></div></div>	15	33	5	0
Cassandra Garcia Hernandez	65	55.08%	<div><div></div></div>	13	42	9	1
Total Votes Cast	118	100.00%	<div><div></div></div>	28	75	14	1
Overvotes	0			0	0	0	0
Undervotes	1			0	1	0	0
Contest Totals	119			28	76	14	1

### DEM County Chair

Vote For 1

	TOTAL	VOTE %		Election Day	Early Voting	Ballot By Mail	Provisional
Caroline Werner	60	51.28%	<div><div></div></div>	16	42	2	0
Mike Rawlins	57	48.72%	<div><div></div></div>	12	33	12	0
Total Votes Cast	117	100.00%	<div><div></div></div>	28	75	14	0
Overvotes	0			0	0	0	0
Undervotes	2			0	1	0	1
Contest Totals	119			28	76	14	1

## PCT 068

### Statistics

	TOTAL	Election Day	Early Voting	Ballot By Mail	Provisional
Registered Voters - Total	1,981				
Ballots Cast - Total	178	78	86	14	0
Ballots Cast - Republican	127	55	60	12	0
Ballots Cast - Democratic	51	23	26	2	0
Voter Turnout - Total	8.99%				

#### REP United States Representative, District 32

Vote For 1

	TOTAL	VOTE %		Election Day	Early Voting	Ballot By Mail	Provisional
Justin Webb	43	39.45%	<div><div></div></div>	14	24	5	0
Antonio Swad	66	60.55%	<div><div></div></div>	29	30	7	0
Total Votes Cast	109	100.00%	<div><div></div></div>	43	54	12	0
Overvotes	0			0	0	0	0
Undervotes	18			12	6	0	0
Contest Totals	127			55	60	12	0

#### REP Attorney General

Vote For 1

	TOTAL	VOTE %		Election Day	Early Voting	Ballot By Mail	Provisional
George P. Bush	41	33.06%	<div><div></div></div>	14	21	6	0
Ken Paxton	83	66.94%	<div><div></div></div>	41	36	6	0
Total Votes Cast	124	100.00%	<div><div></div></div>	55	57	12	0
Overvotes	0			0	0	0	0
Undervotes	3			0	3	0	0
Contest Totals	127			55	60	12	0

#### REP Commissioner of the General Land Office

Vote For 1

	TOTAL	VOTE %		Election Day	Early Voting	Ballot By Mail	Provisional
Tim Westley	28	24.78%	<div><div></div></div>	10	16	2	0
Dawn Buckingham	85	75.22%	<div><div></div></div>	37	38	10	0
Total Votes Cast	113	100.00%	<div><div></div></div>	47	54	12	0
Overvotes	0			0	0	0	0
Undervotes	14			8	6	0	0
Contest Totals	127			55	60	12	0

#### REP Railroad Commissioner

Vote For 1

	TOTAL	VOTE %		Election Day	Early Voting	Ballot By Mail	Provisional
Sarah Stogner	41	35.65%	<div><div></div></div>	14	23	4	0
Wayne Christian	74	64.35%	<div><div></div></div>	34	32	8	0
Total Votes Cast	115	100.00%	<div><div></div></div>	48	55	12	0
Overvotes	0			0	0	0	0
Undervotes	12			7	5	0	0
Contest Totals	127			55	60	12	0

Summary Results Report  
Primary Runoff  
May 24th, 2022

Final Results  
SOVC  
COLLIN COUNTY

## PCT 068

### REP Judge, County Court at Law No. 5

Vote For 1

	TOTAL	VOTE %		Election Day	Early Voting	Ballot By Mail	Provision al
Randy Johnson	62	55.36%	<div><div></div></div>	27	31	4	0
Jimmy Angelino	50	44.64%	<div><div></div></div>	19	23	8	0
Total Votes Cast	112	100.00%	<div><div></div></div>	46	54	12	0
Overvotes	0			0	0	0	0
Undervotes	15			9	6	0	0
Contest Totals	127			55	60	12	0

### REP District Clerk

Vote For 1

	TOTAL	VOTE %		Election Day	Early Voting	Ballot By Mail	Provision al
Mike Gould	66	58.41%	<div><div></div></div>	31	30	5	0
Lynne Finley	47	41.59%	<div><div></div></div>	15	25	7	0
Total Votes Cast	113	100.00%	<div><div></div></div>	46	55	12	0
Overvotes	0			0	0	0	0
Undervotes	14			9	5	0	0
Contest Totals	127			55	60	12	0

### DEM Lieutenant Governor

Vote For 1

	TOTAL	VOTE %		Election Day	Early Voting	Ballot By Mail	Provision al
Michelle Beckley	18	37.50%	<div><div></div></div>	11	7	0	0
Mike Collier	30	62.50%	<div><div></div></div>	11	17	2	0
Total Votes Cast	48	100.00%	<div><div></div></div>	22	24	2	0
Overvotes	0			0	0	0	0
Undervotes	3			1	2	0	0
Contest Totals	51			23	26	2	0

### DEM Attorney General

Vote For 1

	TOTAL	VOTE %		Election Day	Early Voting	Ballot By Mail	Provision al
Rochelle Mercedes Garza	30	60.00%	<div><div></div></div>	16	13	1	0
Joe Jaworski	20	40.00%	<div><div></div></div>	6	13	1	0
Total Votes Cast	50	100.00%	<div><div></div></div>	22	26	2	0
Overvotes	0			0	0	0	0
Undervotes	1			1	0	0	0
Contest Totals	51			23	26	2	0



## PCT 068

### DEM Comptroller of Public Accounts

Vote For 1

	TOTAL	VOTE %		Election Day	Early Voting	Ballot By Mail	Provision al
Angel Luis Vega	18	38.30%	<div><div></div></div>	8	9	1	0
Janet T. Dudding	29	61.70%	<div><div></div></div>	15	13	1	0
Total Votes Cast	47	100.00%	<div><div></div></div>	23	22	2	0
Overvotes	0			0	0	0	0
Undervotes	4			0	4	0	0
Contest Totals	51			23	26	2	0

### DEM Commissioner of the General Land Office

Vote For 1

	TOTAL	VOTE %		Election Day	Early Voting	Ballot By Mail	Provision al
Jay Kleberg	26	50.98%	<div><div></div></div>	6	19	1	0
Sandragrace Martinez	25	49.02%	<div><div></div></div>	17	7	1	0
Total Votes Cast	51	100.00%	<div><div></div></div>	23	26	2	0
Overvotes	0			0	0	0	0
Undervotes	0			0	0	0	0
Contest Totals	51			23	26	2	0

### DEM County Chair

Vote For 1

	TOTAL	VOTE %		Election Day	Early Voting	Ballot By Mail	Provision al
Caroline Werner	27	55.10%	<div><div></div></div>	11	16	0	0
Mike Rawlins	22	44.90%	<div><div></div></div>	10	10	2	0
Total Votes Cast	49	100.00%	<div><div></div></div>	21	26	2	0
Overvotes	0			0	0	0	0
Undervotes	2			2	0	0	0
Contest Totals	51			23	26	2	0

## PCT 069

### Statistics

	TOTAL	Election Day	Early Voting	Ballot By Mail	Provisional
Registered Voters - Total	3,748				
Ballots Cast - Total	699	222	436	41	0
Ballots Cast - Republican	482	137	314	31	0
Ballots Cast - Democratic	217	85	122	10	0
Voter Turnout - Total	18.65%				

### REP Attorney General

Vote For 1

	TOTAL	VOTE %		Election Day	Early Voting	Ballot By Mail	Provisional
George P. Bush	172	36.36%	<div><div></div></div>	48	112	12	0
Ken Paxton	301	63.64%	<div><div></div></div>	87	195	19	0
Total Votes Cast	473	100.00%	<div><div></div></div>	135	307	31	0
Overvotes	0			0	0	0	0
Undervotes	9			2	7	0	0
Contest Totals	482			137	314	31	0

### REP Commissioner of the General Land Office

Vote For 1

	TOTAL	VOTE %		Election Day	Early Voting	Ballot By Mail	Provisional
Tim Westley	82	19.20%	<div><div></div></div>	26	50	6	0
Dawn Buckingham	345	80.80%	<div><div></div></div>	93	232	20	0
Total Votes Cast	427	100.00%	<div><div></div></div>	119	282	26	0
Overvotes	0			0	0	0	0
Undervotes	55			18	32	5	0
Contest Totals	482			137	314	31	0

### REP Railroad Commissioner

Vote For 1

	TOTAL	VOTE %		Election Day	Early Voting	Ballot By Mail	Provisional
Sarah Stogner	144	31.93%	<div><div></div></div>	56	83	5	0
Wayne Christian	307	68.07%	<div><div></div></div>	74	211	22	0
Total Votes Cast	451	100.00%	<div><div></div></div>	130	294	27	0
Overvotes	0			0	0	0	0
Undervotes	31			7	20	4	0
Contest Totals	482			137	314	31	0

### REP State Representative, District 70

Vote For 1

	TOTAL	VOTE %		Election Day	Early Voting	Ballot By Mail	Provisional
Jamee Jolly	212	44.92%	<div><div></div></div>	62	129	21	0
Eric J. Bowlin	260	55.08%	<div><div></div></div>	73	179	8	0
Total Votes Cast	472	100.00%	<div><div></div></div>	135	308	29	0
Overvotes	0			0	0	0	0
Undervotes	10			2	6	2	0
Contest Totals	482			137	314	31	0

## PCT 069

### REP Judge, County Court at Law No. 5

Vote For 1

	TOTAL	VOTE %		Election Day	Early Voting	Ballot By Mail	Provisional
Randy Johnson	191	43.51%	<div><div></div></div>	55	119	17	0
Jimmy Angelino	248	56.49%	<div><div></div></div>	68	168	12	0
Total Votes Cast	439	100.00%	<div><div></div></div>	123	287	29	0
Overvotes	0			0	0	0	0
Undervotes	43			14	27	2	0
Contest Totals	482			137	314	31	0

### REP District Clerk

Vote For 1

	TOTAL	VOTE %		Election Day	Early Voting	Ballot By Mail	Provisional
Mike Gould	276	64.64%	<div><div></div></div>	78	189	9	0
Lynne Finley	151	35.36%	<div><div></div></div>	40	93	18	0
Total Votes Cast	427	100.00%	<div><div></div></div>	118	282	27	0
Overvotes	0			0	0	0	0
Undervotes	55			19	32	4	0
Contest Totals	482			137	314	31	0

### DEM Lieutenant Governor

Vote For 1

	TOTAL	VOTE %		Election Day	Early Voting	Ballot By Mail	Provisional
Michelle Beckley	61	28.91%	<div><div></div></div>	27	32	2	0
Mike Collier	150	71.09%	<div><div></div></div>	54	88	8	0
Total Votes Cast	211	100.00%	<div><div></div></div>	81	120	10	0
Overvotes	0			0	0	0	0
Undervotes	6			4	2	0	0
Contest Totals	217			85	122	10	0

### DEM Attorney General

Vote For 1

	TOTAL	VOTE %		Election Day	Early Voting	Ballot By Mail	Provisional
Rochelle Mercedes Garza	109	51.17%	<div><div></div></div>	50	56	3	0
Joe Jaworski	104	48.83%	<div><div></div></div>	32	65	7	0
Total Votes Cast	213	100.00%	<div><div></div></div>	82	121	10	0
Overvotes	0			0	0	0	0
Undervotes	4			3	1	0	0
Contest Totals	217			85	122	10	0

## PCT 069

### DEM Comptroller of Public Accounts

Vote For 1

	TOTAL	VOTE %		Election Day	Early Voting	Ballot By Mail	Provisional
Angel Luis Vega	49	24.50%	<div><div></div></div>	22	25	2	0
Janet T. Dudding	151	75.50%	<div><div></div></div>	56	87	8	0
Total Votes Cast	200	100.00%	<div><div></div></div>	78	112	10	0
Overvotes	0			0	0	0	0
Undervotes	17			7	10	0	0
Contest Totals	217			85	122	10	0

### DEM Commissioner of the General Land Office

Vote For 1

	TOTAL	VOTE %		Election Day	Early Voting	Ballot By Mail	Provisional
Jay Kleberg	125	60.39%	<div><div></div></div>	47	71	7	0
Sandragrace Martinez	82	39.61%	<div><div></div></div>	34	45	3	0
Total Votes Cast	207	100.00%	<div><div></div></div>	81	116	10	0
Overvotes	0			0	0	0	0
Undervotes	10			4	6	0	0
Contest Totals	217			85	122	10	0

### DEM State Representative, District 70

Vote For 1

	TOTAL	VOTE %		Election Day	Early Voting	Ballot By Mail	Provisional
Mihaela Elizabeth Plesa	137	64.32%	<div><div></div></div>	42	89	6	0
Cassandra Garcia Hernandez	76	35.68%	<div><div></div></div>	40	32	4	0
Total Votes Cast	213	100.00%	<div><div></div></div>	82	121	10	0
Overvotes	0			0	0	0	0
Undervotes	4			3	1	0	0
Contest Totals	217			85	122	10	0

### DEM County Chair

Vote For 1

	TOTAL	VOTE %		Election Day	Early Voting	Ballot By Mail	Provisional
Caroline Werner	122	57.82%	<div><div></div></div>	49	69	4	0
Mike Rawlins	89	42.18%	<div><div></div></div>	34	49	6	0
Total Votes Cast	211	100.00%	<div><div></div></div>	83	118	10	0
Overvotes	0			0	0	0	0
Undervotes	6			2	4	0	0
Contest Totals	217			85	122	10	0

## PCT 070

### Statistics

	TOTAL	Election Day	Early Voting	Ballot By Mail	Provisional
Registered Voters - Total	1,916				
Ballots Cast - Total	327	104	200	23	0
Ballots Cast - Republican	238	71	149	18	0
Ballots Cast - Democratic	89	33	51	5	0
Voter Turnout - Total	17.07%				

#### REP Attorney General

Vote For 1

	TOTAL	VOTE %		Election Day	Early Voting	Ballot By Mail	Provisional
George P. Bush	77	32.63%	<div><div></div></div>	21	45	11	0
Ken Paxton	159	67.37%	<div><div></div></div>	50	102	7	0
Total Votes Cast	236	100.00%	<div><div></div></div>	71	147	18	0
Overvotes	0			0	0	0	0
Undervotes	2			0	2	0	0
Contest Totals	238			71	149	18	0

#### REP Commissioner of the General Land Office

Vote For 1

	TOTAL	VOTE %		Election Day	Early Voting	Ballot By Mail	Provisional
Tim Westley	43	20.00%	<div><div></div></div>	14	28	1	0
Dawn Buckingham	172	80.00%	<div><div></div></div>	46	110	16	0
Total Votes Cast	215	100.00%	<div><div></div></div>	60	138	17	0
Overvotes	0			0	0	0	0
Undervotes	23			11	11	1	0
Contest Totals	238			71	149	18	0

#### REP Railroad Commissioner

Vote For 1

	TOTAL	VOTE %		Election Day	Early Voting	Ballot By Mail	Provisional
Sarah Stogner	68	30.49%	<div><div></div></div>	14	51	3	0
Wayne Christian	155	69.51%	<div><div></div></div>	51	89	15	0
Total Votes Cast	223	100.00%	<div><div></div></div>	65	140	18	0
Overvotes	0			0	0	0	0
Undervotes	15			6	9	0	0
Contest Totals	238			71	149	18	0

#### REP State Representative, District 70

Vote For 1

	TOTAL	VOTE %		Election Day	Early Voting	Ballot By Mail	Provisional
Jamee Jolly	101	43.72%	<div><div></div></div>	26	64	11	0
Eric J. Bowlin	130	56.28%	<div><div></div></div>	41	82	7	0
Total Votes Cast	231	100.00%	<div><div></div></div>	67	146	18	0
Overvotes	0			0	0	0	0
Undervotes	7			4	3	0	0
Contest Totals	238			71	149	18	0

## PCT 070

### REP Judge, County Court at Law No. 5

Vote For 1

	TOTAL	VOTE %		Election Day	Early Voting	Ballot By Mail	Provisional
Randy Johnson	120	56.87%	<div><div></div></div>	28	80	12	0
Jimmy Angelino	91	43.13%	<div><div></div></div>	32	54	5	0
Total Votes Cast	211	100.00%	<div><div></div></div>	60	134	17	0
Overvotes	0			0	0	0	0
Undervotes	27			11	15	1	0
Contest Totals	238			71	149	18	0

### REP District Clerk

Vote For 1

	TOTAL	VOTE %		Election Day	Early Voting	Ballot By Mail	Provisional
Mike Gould	119	56.67%	<div><div></div></div>	44	68	7	0
Lynne Finley	91	43.33%	<div><div></div></div>	16	64	11	0
Total Votes Cast	210	100.00%	<div><div></div></div>	60	132	18	0
Overvotes	0			0	0	0	0
Undervotes	28			11	17	0	0
Contest Totals	238			71	149	18	0

### DEM Lieutenant Governor

Vote For 1

	TOTAL	VOTE %		Election Day	Early Voting	Ballot By Mail	Provisional
Michelle Beckley	19	21.59%	<div><div></div></div>	10	8	1	0
Mike Collier	69	78.41%	<div><div></div></div>	23	42	4	0
Total Votes Cast	88	100.00%	<div><div></div></div>	33	50	5	0
Overvotes	0			0	0	0	0
Undervotes	1			0	1	0	0
Contest Totals	89			33	51	5	0

### DEM Attorney General

Vote For 1

	TOTAL	VOTE %		Election Day	Early Voting	Ballot By Mail	Provisional
Rochelle Mercedes Garza	39	45.35%	<div><div></div></div>	16	19	4	0
Joe Jaworski	47	54.65%	<div><div></div></div>	17	29	1	0
Total Votes Cast	86	100.00%	<div><div></div></div>	33	48	5	0
Overvotes	0			0	0	0	0
Undervotes	3			0	3	0	0
Contest Totals	89			33	51	5	0

## PCT 070

### DEM Comptroller of Public Accounts

Vote For 1

	TOTAL	VOTE %		Election Day	Early Voting	Ballot By Mail	Provision al
Angel Luis Vega	24	27.91%	<div><div></div></div>	12	10	2	0
Janet T. Dudding	62	72.09%	<div><div></div></div>	20	39	3	0
Total Votes Cast	86	100.00%	<div><div></div></div>	32	49	5	0
Overvotes	0			0	0	0	0
Undervotes	3			1	2	0	0
Contest Totals	89			33	51	5	0

### DEM Commissioner of the General Land Office

Vote For 1

	TOTAL	VOTE %		Election Day	Early Voting	Ballot By Mail	Provision al
Jay Kleberg	60	69.77%	<div><div></div></div>	19	38	3	0
Sandragrace Martinez	26	30.23%	<div><div></div></div>	13	11	2	0
Total Votes Cast	86	100.00%	<div><div></div></div>	32	49	5	0
Overvotes	0			0	0	0	0
Undervotes	3			1	2	0	0
Contest Totals	89			33	51	5	0

### DEM State Representative, District 70

Vote For 1

	TOTAL	VOTE %		Election Day	Early Voting	Ballot By Mail	Provision al
Mihaela Elizabeth Plesa	46	52.27%	<div><div></div></div>	17	28	1	0
Cassandra Garcia Hernandez	42	47.73%	<div><div></div></div>	15	23	4	0
Total Votes Cast	88	100.00%	<div><div></div></div>	32	51	5	0
Overvotes	0			0	0	0	0
Undervotes	1			1	0	0	0
Contest Totals	89			33	51	5	0

### DEM County Chair

Vote For 1

	TOTAL	VOTE %		Election Day	Early Voting	Ballot By Mail	Provision al
Caroline Werner	51	59.30%	<div><div></div></div>	23	27	1	0
Mike Rawlins	35	40.70%	<div><div></div></div>	8	23	4	0
Total Votes Cast	86	100.00%	<div><div></div></div>	31	50	5	0
Overvotes	0			0	0	0	0
Undervotes	3			2	1	0	0
Contest Totals	89			33	51	5	0

## PCT 071

### Statistics

	TOTAL	Election Day	Early Voting	Ballot By Mail	Provisional
Registered Voters - Total	1,808				
Ballots Cast - Total	317	109	179	29	0
Ballots Cast - Republican	199	70	115	14	0
Ballots Cast - Democratic	118	39	64	15	0
Voter Turnout - Total	17.53%				

#### REP Attorney General

Vote For 1

	TOTAL	VOTE %		Election Day	Early Voting	Ballot By Mail	Provisional
George P. Bush	73	36.87%	<div><div></div></div>	32	37	4	0
Ken Paxton	125	63.13%	<div><div></div></div>	38	77	10	0
Total Votes Cast	198	100.00%	<div><div></div></div>	70	114	14	0
Overvotes	0			0	0	0	0
Undervotes	1			0	1	0	0
Contest Totals	199			70	115	14	0

#### REP Commissioner of the General Land Office

Vote For 1

	TOTAL	VOTE %		Election Day	Early Voting	Ballot By Mail	Provisional
Tim Westley	32	18.50%	<div><div></div></div>	13	16	3	0
Dawn Buckingham	141	81.50%	<div><div></div></div>	45	90	6	0
Total Votes Cast	173	100.00%	<div><div></div></div>	58	106	9	0
Overvotes	0			0	0	0	0
Undervotes	26			12	9	5	0
Contest Totals	199			70	115	14	0

#### REP Railroad Commissioner

Vote For 1

	TOTAL	VOTE %		Election Day	Early Voting	Ballot By Mail	Provisional
Sarah Stogner	77	41.40%	<div><div></div></div>	20	49	8	0
Wayne Christian	109	58.60%	<div><div></div></div>	44	60	5	0
Total Votes Cast	186	100.00%	<div><div></div></div>	64	109	13	0
Overvotes	0			0	0	0	0
Undervotes	13			6	6	1	0
Contest Totals	199			70	115	14	0

#### REP State Representative, District 70

Vote For 1

	TOTAL	VOTE %		Election Day	Early Voting	Ballot By Mail	Provisional
Jamee Jolly	98	50.52%	<div><div></div></div>	32	56	10	0
Eric J. Bowlin	96	49.48%	<div><div></div></div>	35	57	4	0
Total Votes Cast	194	100.00%	<div><div></div></div>	67	113	14	0
Overvotes	0			0	0	0	0
Undervotes	5			3	2	0	0
Contest Totals	199			70	115	14	0



Summary Results Report  
Primary Runoff  
May 24th, 2022

Final Results  
SOVC  
COLLIN COUNTY

## PCT 071

### REP Judge, County Court at Law No. 5

Vote For 1

	TOTAL	VOTE %		Election Day	Early Voting	Ballot By Mail	Provisional
Randy Johnson	102	61.45%	<div><div></div></div>	32	60	10	0
Jimmy Angelino	64	38.55%	<div><div></div></div>	24	36	4	0
Total Votes Cast	166	100.00%	<div><div></div></div>	56	96	14	0
Overvotes	0			0	0	0	0
Undervotes	33			14	19	0	0
Contest Totals	199			70	115	14	0

### REP District Clerk

Vote For 1

	TOTAL	VOTE %		Election Day	Early Voting	Ballot By Mail	Provisional
Mike Gould	76	46.06%	<div><div></div></div>	25	44	7	0
Lynne Finley	89	53.94%	<div><div></div></div>	27	56	6	0
Total Votes Cast	165	100.00%	<div><div></div></div>	52	100	13	0
Overvotes	0			0	0	0	0
Undervotes	34			18	15	1	0
Contest Totals	199			70	115	14	0

### DEM Lieutenant Governor

Vote For 1

	TOTAL	VOTE %		Election Day	Early Voting	Ballot By Mail	Provisional
Michelle Beckley	30	26.09%	<div><div></div></div>	10	16	4	0
Mike Collier	85	73.91%	<div><div></div></div>	28	46	11	0
Total Votes Cast	115	100.00%	<div><div></div></div>	38	62	15	0
Overvotes	0			0	0	0	0
Undervotes	3			1	2	0	0
Contest Totals	118			39	64	15	0

### DEM Attorney General

Vote For 1

	TOTAL	VOTE %		Election Day	Early Voting	Ballot By Mail	Provisional
Rochelle Mercedes Garza	34	29.57%	<div><div></div></div>	11	19	4	0
Joe Jaworski	81	70.43%	<div><div></div></div>	26	44	11	0
Total Votes Cast	115	100.00%	<div><div></div></div>	37	63	15	0
Overvotes	0			0	0	0	0
Undervotes	3			2	1	0	0
Contest Totals	118			39	64	15	0

## PCT 071

### DEM Comptroller of Public Accounts

Vote For 1

	TOTAL	VOTE %		Election Day	Early Voting	Ballot By Mail	Provisional
Angel Luis Vega	25	22.12%	<div><div></div></div>	9	15	1	0
Janet T. Dudding	88	77.88%	<div><div></div></div>	27	47	14	0
Total Votes Cast	113	100.00%	<div><div></div></div>	36	62	15	0
Overvotes	0			0	0	0	0
Undervotes	5			3	2	0	0
Contest Totals	118			39	64	15	0

### DEM Commissioner of the General Land Office

Vote For 1

	TOTAL	VOTE %		Election Day	Early Voting	Ballot By Mail	Provisional
Jay Kleberg	83	74.11%	<div><div></div></div>	26	46	11	0
Sandragrace Martinez	29	25.89%	<div><div></div></div>	9	16	4	0
Total Votes Cast	112	100.00%	<div><div></div></div>	35	62	15	0
Overvotes	0			0	0	0	0
Undervotes	6			4	2	0	0
Contest Totals	118			39	64	15	0

### DEM State Representative, District 70

Vote For 1

	TOTAL	VOTE %		Election Day	Early Voting	Ballot By Mail	Provisional
Mihaela Elizabeth Plesa	73	62.93%	<div><div></div></div>	26	40	7	0
Cassandra Garcia Hernandez	43	37.07%	<div><div></div></div>	11	24	8	0
Total Votes Cast	116	100.00%	<div><div></div></div>	37	64	15	0
Overvotes	0			0	0	0	0
Undervotes	2			2	0	0	0
Contest Totals	118			39	64	15	0

### DEM County Chair

Vote For 1

	TOTAL	VOTE %		Election Day	Early Voting	Ballot By Mail	Provisional
Caroline Werner	73	64.60%	<div><div></div></div>	27	40	6	0
Mike Rawlins	40	35.40%	<div><div></div></div>	9	22	9	0
Total Votes Cast	113	100.00%	<div><div></div></div>	36	62	15	0
Overvotes	0			0	0	0	0
Undervotes	5			3	2	0	0
Contest Totals	118			39	64	15	0

## PCT 072

### Statistics

	TOTAL	Election Day	Early Voting	Ballot By Mail	Provisional
Registered Voters - Total	1,534				
Ballots Cast - Total	246	77	135	34	0
Ballots Cast - Republican	190	59	107	24	0
Ballots Cast - Democratic	56	18	28	10	0
Voter Turnout - Total	16.04%				

#### REP Attorney General

Vote For 1

	TOTAL	VOTE %		Election Day	Early Voting	Ballot By Mail	Provisional
George P. Bush	69	36.70%	<div><div></div></div>	10	44	15	0
Ken Paxton	119	63.30%	<div><div></div></div>	49	62	8	0
Total Votes Cast	188	100.00%	<div><div></div></div>	59	106	23	0
Overvotes	0			0	0	0	0
Undervotes	2			0	1	1	0
Contest Totals	190			59	107	24	0

#### REP Commissioner of the General Land Office

Vote For 1

	TOTAL	VOTE %		Election Day	Early Voting	Ballot By Mail	Provisional
Tim Westley	37	21.26%	<div><div></div></div>	12	20	5	0
Dawn Buckingham	137	78.74%	<div><div></div></div>	42	80	15	0
Total Votes Cast	174	100.00%	<div><div></div></div>	54	100	20	0
Overvotes	0			0	0	0	0
Undervotes	16			5	7	4	0
Contest Totals	190			59	107	24	0

#### REP Railroad Commissioner

Vote For 1

	TOTAL	VOTE %		Election Day	Early Voting	Ballot By Mail	Provisional
Sarah Stogner	50	28.25%	<div><div></div></div>	11	31	8	0
Wayne Christian	127	71.75%	<div><div></div></div>	45	72	10	0
Total Votes Cast	177	100.00%	<div><div></div></div>	56	103	18	0
Overvotes	0			0	0	0	0
Undervotes	13			3	4	6	0
Contest Totals	190			59	107	24	0

#### REP State Representative, District 70

Vote For 1

	TOTAL	VOTE %		Election Day	Early Voting	Ballot By Mail	Provisional
Jamee Jolly	90	48.13%	<div><div></div></div>	21	55	14	0
Eric J. Bowlin	97	51.87%	<div><div></div></div>	38	50	9	0
Total Votes Cast	187	100.00%	<div><div></div></div>	59	105	23	0
Overvotes	0			0	0	0	0
Undervotes	3			0	2	1	0
Contest Totals	190			59	107	24	0

Summary Results Report  
Primary Runoff  
May 24th, 2022

Final Results  
SOVC  
COLLIN COUNTY

## PCT 072

### REP Judge, County Court at Law No. 5

Vote For 1

	TOTAL	VOTE %		Election Day	Early Voting	Ballot By Mail	Provisional
Randy Johnson	89	52.05%	<div><div></div></div>	24	50	15	0
Jimmy Angelino	82	47.95%	<div><div></div></div>	28	50	4	0
Total Votes Cast	171	100.00%	<div><div></div></div>	52	100	19	0
Overvotes	0			0	0	0	0
Undervotes	19			7	7	5	0
Contest Totals	190			59	107	24	0

### REP District Clerk

Vote For 1

	TOTAL	VOTE %		Election Day	Early Voting	Ballot By Mail	Provisional
Mike Gould	102	61.45%	<div><div></div></div>	40	53	9	0
Lynne Finley	64	38.55%	<div><div></div></div>	12	43	9	0
Total Votes Cast	166	100.00%	<div><div></div></div>	52	96	18	0
Overvotes	0			0	0	0	0
Undervotes	24			7	11	6	0
Contest Totals	190			59	107	24	0

### DEM Lieutenant Governor

Vote For 1

	TOTAL	VOTE %		Election Day	Early Voting	Ballot By Mail	Provisional
Michelle Beckley	21	37.50%	<div><div></div></div>	6	8	7	0
Mike Collier	35	62.50%	<div><div></div></div>	12	20	3	0
Total Votes Cast	56	100.00%	<div><div></div></div>	18	28	10	0
Overvotes	0			0	0	0	0
Undervotes	0			0	0	0	0
Contest Totals	56			18	28	10	0

### DEM Attorney General

Vote For 1

	TOTAL	VOTE %		Election Day	Early Voting	Ballot By Mail	Provisional
Rochelle Mercedes Garza	30	53.57%	<div><div></div></div>	10	12	8	0
Joe Jaworski	26	46.43%	<div><div></div></div>	8	16	2	0
Total Votes Cast	56	100.00%	<div><div></div></div>	18	28	10	0
Overvotes	0			0	0	0	0
Undervotes	0			0	0	0	0
Contest Totals	56			18	28	10	0

## PCT 072

### DEM Comptroller of Public Accounts

Vote For 1

	TOTAL	VOTE %		Election Day	Early Voting	Ballot By Mail	Provision al
Angel Luis Vega	12	21.82%	<div><div></div></div>	2	7	3	0
Janet T. Dudding	43	78.18%	<div><div></div></div>	16	20	7	0
Total Votes Cast	55	100.00%	<div><div></div></div>	18	27	10	0
Overvotes	0			0	0	0	0
Undervotes	1			0	1	0	0
Contest Totals	56			18	28	10	0

### DEM Commissioner of the General Land Office

Vote For 1

	TOTAL	VOTE %		Election Day	Early Voting	Ballot By Mail	Provision al
Jay Kleberg	36	66.67%	<div><div></div></div>	11	18	7	0
Sandragrace Martinez	18	33.33%	<div><div></div></div>	6	9	3	0
Total Votes Cast	54	100.00%	<div><div></div></div>	17	27	10	0
Overvotes	0			0	0	0	0
Undervotes	2			1	1	0	0
Contest Totals	56			18	28	10	0

### DEM State Representative, District 70

Vote For 1

	TOTAL	VOTE %		Election Day	Early Voting	Ballot By Mail	Provision al
Mihaela Elizabeth Plesa	32	58.18%	<div><div></div></div>	11	16	5	0
Cassandra Garcia Hernandez	23	41.82%	<div><div></div></div>	6	12	5	0
Total Votes Cast	55	100.00%	<div><div></div></div>	17	28	10	0
Overvotes	0			0	0	0	0
Undervotes	1			1	0	0	0
Contest Totals	56			18	28	10	0

### DEM County Chair

Vote For 1

	TOTAL	VOTE %		Election Day	Early Voting	Ballot By Mail	Provision al
Caroline Werner	33	58.93%	<div><div></div></div>	14	15	4	0
Mike Rawlins	23	41.07%	<div><div></div></div>	4	13	6	0
Total Votes Cast	56	100.00%	<div><div></div></div>	18	28	10	0
Overvotes	0			0	0	0	0
Undervotes	0			0	0	0	0
Contest Totals	56			18	28	10	0

Summary Results Report  
Primary Runoff  
May 24th, 2022

Final Results  
SOVC  
COLLIN COUNTY

## PCT 073

### Statistics

	TOTAL	Election Day	Early Voting	Ballot By Mail	Provisional
Registered Voters - Total	1,971				
Ballots Cast - Total	194	69	114	11	0
Ballots Cast - Republican	94	34	57	3	0
Ballots Cast - Democratic	100	35	57	8	0
Voter Turnout - Total	9.84%				

#### REP Attorney General

Vote For 1

	TOTAL	VOTE %		Election Day	Early Voting	Ballot By Mail	Provisional
George P. Bush	43	47.25%	<div><div></div></div>	12	28	3	0
Ken Paxton	48	52.75%	<div><div></div></div>	21	27	0	0
Total Votes Cast	91	100.00%	<div><div></div></div>	33	55	3	0
Overvotes	0			0	0	0	0
Undervotes	3			1	2	0	0
Contest Totals	94			34	57	3	0

#### REP Commissioner of the General Land Office

Vote For 1

	TOTAL	VOTE %		Election Day	Early Voting	Ballot By Mail	Provisional
Tim Westley	20	24.10%	<div><div></div></div>	10	10	0	0
Dawn Buckingham	63	75.90%	<div><div></div></div>	20	40	3	0
Total Votes Cast	83	100.00%	<div><div></div></div>	30	50	3	0
Overvotes	0			0	0	0	0
Undervotes	11			4	7	0	0
Contest Totals	94			34	57	3	0

#### REP Railroad Commissioner

Vote For 1

	TOTAL	VOTE %		Election Day	Early Voting	Ballot By Mail	Provisional
Sarah Stogner	33	37.50%	<div><div></div></div>	6	25	2	0
Wayne Christian	55	62.50%	<div><div></div></div>	26	28	1	0
Total Votes Cast	88	100.00%	<div><div></div></div>	32	53	3	0
Overvotes	0			0	0	0	0
Undervotes	6			2	4	0	0
Contest Totals	94			34	57	3	0

#### REP State Representative, District 70

Vote For 1

	TOTAL	VOTE %		Election Day	Early Voting	Ballot By Mail	Provisional
Jamee Jolly	60	67.42%	<div><div></div></div>	21	37	2	0
Eric J. Bowlin	29	32.58%	<div><div></div></div>	10	18	1	0
Total Votes Cast	89	100.00%	<div><div></div></div>	31	55	3	0
Overvotes	0			0	0	0	0
Undervotes	5			3	2	0	0
Contest Totals	94			34	57	3	0

## PCT 073

### REP Judge, County Court at Law No. 5

Vote For 1

	TOTAL	VOTE %		Election Day	Early Voting	Ballot By Mail	Provision al
Randy Johnson	44	54.32%	<div><div></div></div>	17	26	1	0
Jimmy Angelino	37	45.68%	<div><div></div></div>	8	27	2	0
Total Votes Cast	81	100.00%	<div><div></div></div>	25	53	3	0
Overvotes	0			0	0	0	0
Undervotes	13			9	4	0	0
Contest Totals	94			34	57	3	0

### REP District Clerk

Vote For 1

	TOTAL	VOTE %		Election Day	Early Voting	Ballot By Mail	Provision al
Mike Gould	41	50.62%	<div><div></div></div>	17	22	2	0
Lynne Finley	40	49.38%	<div><div></div></div>	9	30	1	0
Total Votes Cast	81	100.00%	<div><div></div></div>	26	52	3	0
Overvotes	0			0	0	0	0
Undervotes	13			8	5	0	0
Contest Totals	94			34	57	3	0

### DEM Lieutenant Governor

Vote For 1

	TOTAL	VOTE %		Election Day	Early Voting	Ballot By Mail	Provision al
Michelle Beckley	45	47.37%	<div><div></div></div>	20	21	4	0
Mike Collier	50	52.63%	<div><div></div></div>	11	35	4	0
Total Votes Cast	95	100.00%	<div><div></div></div>	31	56	8	0
Overvotes	0			0	0	0	0
Undervotes	5			4	1	0	0
Contest Totals	100			35	57	8	0

### DEM Attorney General

Vote For 1

	TOTAL	VOTE %		Election Day	Early Voting	Ballot By Mail	Provision al
Rochelle Mercedes Garza	58	61.05%	<div><div></div></div>	24	30	4	0
Joe Jaworski	37	38.95%	<div><div></div></div>	8	25	4	0
Total Votes Cast	95	100.00%	<div><div></div></div>	32	55	8	0
Overvotes	0			0	0	0	0
Undervotes	5			3	2	0	0
Contest Totals	100			35	57	8	0

## PCT 073

### DEM Comptroller of Public Accounts

Vote For 1

	TOTAL	VOTE %		Election Day	Early Voting	Ballot By Mail	Provisional
Angel Luis Vega	32	34.04%	<div><div></div></div>	15	14	3	0
Janet T. Dudding	62	65.96%	<div><div></div></div>	16	41	5	0
Total Votes Cast	94	100.00%	<div><div></div></div>	31	55	8	0
Overvotes	0			0	0	0	0
Undervotes	6			4	2	0	0
Contest Totals	100			35	57	8	0

### DEM Commissioner of the General Land Office

Vote For 1

	TOTAL	VOTE %		Election Day	Early Voting	Ballot By Mail	Provisional
Jay Kleberg	60	64.52%	<div><div></div></div>	16	40	4	0
Sandragrace Martinez	33	35.48%	<div><div></div></div>	14	15	4	0
Total Votes Cast	93	100.00%	<div><div></div></div>	30	55	8	0
Overvotes	0			0	0	0	0
Undervotes	7			5	2	0	0
Contest Totals	100			35	57	8	0

### DEM State Representative, District 70

Vote For 1

	TOTAL	VOTE %		Election Day	Early Voting	Ballot By Mail	Provisional
Mihaela Elizabeth Plesa	59	59.60%	<div><div></div></div>	21	35	3	0
Cassandra Garcia Hernandez	40	40.40%	<div><div></div></div>	14	22	4	0
Total Votes Cast	99	100.00%	<div><div></div></div>	35	57	7	0
Overvotes	0			0	0	0	0
Undervotes	1			0	0	1	0
Contest Totals	100			35	57	8	0

### DEM County Chair

Vote For 1

	TOTAL	VOTE %		Election Day	Early Voting	Ballot By Mail	Provisional
Caroline Werner	50	51.02%	<div><div></div></div>	18	28	4	0
Mike Rawlins	48	48.98%	<div><div></div></div>	15	29	4	0
Total Votes Cast	98	100.00%	<div><div></div></div>	33	57	8	0
Overvotes	0			0	0	0	0
Undervotes	2			2	0	0	0
Contest Totals	100			35	57	8	0



## PCT 074

### Statistics

	TOTAL	Election Day	Early Voting	Ballot By Mail	Provisional
Registered Voters - Total	1,930				
Ballots Cast - Total	287	121	157	8	1
Ballots Cast - Republican	195	89	104	2	0
Ballots Cast - Democratic	92	32	53	6	1
Voter Turnout - Total	14.87%				

#### REP Attorney General

Vote For 1

	TOTAL	VOTE %		Election Day	Early Voting	Ballot By Mail	Provisional
George P. Bush	60	31.09%	<div><div></div></div>	29	31	0	0
Ken Paxton	133	68.91%	<div><div></div></div>	59	72	2	0
Total Votes Cast	193	100.00%	<div><div></div></div>	88	103	2	0
Overvotes	0			0	0	0	0
Undervotes	2			1	1	0	0
Contest Totals	195			89	104	2	0

#### REP Commissioner of the General Land Office

Vote For 1

	TOTAL	VOTE %		Election Day	Early Voting	Ballot By Mail	Provisional
Tim Westley	43	25.60%	<div><div></div></div>	15	27	1	0
Dawn Buckingham	125	74.40%	<div><div></div></div>	63	61	1	0
Total Votes Cast	168	100.00%	<div><div></div></div>	78	88	2	0
Overvotes	0			0	0	0	0
Undervotes	27			11	16	0	0
Contest Totals	195			89	104	2	0

#### REP Railroad Commissioner

Vote For 1

	TOTAL	VOTE %		Election Day	Early Voting	Ballot By Mail	Provisional
Sarah Stogner	57	32.57%	<div><div></div></div>	20	37	0	0
Wayne Christian	118	67.43%	<div><div></div></div>	61	55	2	0
Total Votes Cast	175	100.00%	<div><div></div></div>	81	92	2	0
Overvotes	0			0	0	0	0
Undervotes	20			8	12	0	0
Contest Totals	195			89	104	2	0

#### REP State Representative, District 70

Vote For 1

	TOTAL	VOTE %		Election Day	Early Voting	Ballot By Mail	Provisional
Jamee Jolly	84	45.41%	<div><div></div></div>	31	51	2	0
Eric J. Bowlin	101	54.59%	<div><div></div></div>	52	49	0	0
Total Votes Cast	185	100.00%	<div><div></div></div>	83	100	2	0
Overvotes	0			0	0	0	0
Undervotes	10			6	4	0	0
Contest Totals	195			89	104	2	0

## PCT 074

### REP Judge, County Court at Law No. 5

Vote For 1

	TOTAL	VOTE %		Election Day	Early Voting	Ballot By Mail	Provisional
Randy Johnson	124	77.02%	<div><div></div></div>	57	65	2	0
Jimmy Angelino	37	22.98%	<div><div></div></div>	18	19	0	0
Total Votes Cast	161	100.00%	<div><div></div></div>	75	84	2	0
Overvotes	0			0	0	0	0
Undervotes	34			14	20	0	0
Contest Totals	195			89	104	2	0

### REP District Clerk

Vote For 1

	TOTAL	VOTE %		Election Day	Early Voting	Ballot By Mail	Provisional
Mike Gould	105	66.04%	<div><div></div></div>	59	46	0	0
Lynne Finley	54	33.96%	<div><div></div></div>	14	38	2	0
Total Votes Cast	159	100.00%	<div><div></div></div>	73	84	2	0
Overvotes	0			0	0	0	0
Undervotes	36			16	20	0	0
Contest Totals	195			89	104	2	0

### DEM Lieutenant Governor

Vote For 1

	TOTAL	VOTE %		Election Day	Early Voting	Ballot By Mail	Provisional
Michelle Beckley	32	36.36%	<div><div></div></div>	12	17	3	0
Mike Collier	56	63.64%	<div><div></div></div>	19	33	3	1
Total Votes Cast	88	100.00%	<div><div></div></div>	31	50	6	1
Overvotes	0			0	0	0	0
Undervotes	4			1	3	0	0
Contest Totals	92			32	53	6	1

### DEM Attorney General

Vote For 1

	TOTAL	VOTE %		Election Day	Early Voting	Ballot By Mail	Provisional
Rochelle Mercedes Garza	49	55.06%	<div><div></div></div>	17	30	2	0
Joe Jaworski	40	44.94%	<div><div></div></div>	13	22	4	1
Total Votes Cast	89	100.00%	<div><div></div></div>	30	52	6	1
Overvotes	0			0	0	0	0
Undervotes	3			2	1	0	0
Contest Totals	92			32	53	6	1

## PCT 074

### DEM Comptroller of Public Accounts

Vote For 1

	TOTAL	VOTE %		Election Day	Early Voting	Ballot By Mail	Provision al
Angel Luis Vega	24	27.27%	<div><div></div></div>	10	13	1	0
Janet T. Dudding	64	72.73%	<div><div></div></div>	22	37	4	1
Total Votes Cast	88	100.00%	<div><div></div></div>	32	50	5	1
Overvotes	0			0	0	0	0
Undervotes	4			0	3	1	0
Contest Totals	92			32	53	6	1

### DEM Commissioner of the General Land Office

Vote For 1

	TOTAL	VOTE %		Election Day	Early Voting	Ballot By Mail	Provision al
Jay Kleberg	53	61.63%	<div><div></div></div>	20	28	4	1
Sandragrace Martinez	33	38.37%	<div><div></div></div>	11	21	1	0
Total Votes Cast	86	100.00%	<div><div></div></div>	31	49	5	1
Overvotes	0			0	0	0	0
Undervotes	6			1	4	1	0
Contest Totals	92			32	53	6	1

### DEM State Representative, District 70

Vote For 1

	TOTAL	VOTE %		Election Day	Early Voting	Ballot By Mail	Provision al
Mihaela Elizabeth Plesa	47	52.22%	<div><div></div></div>	15	31	0	1
Cassandra Garcia Hernandez	43	47.78%	<div><div></div></div>	16	21	6	0
Total Votes Cast	90	100.00%	<div><div></div></div>	31	52	6	1
Overvotes	0			0	0	0	0
Undervotes	2			1	1	0	0
Contest Totals	92			32	53	6	1

### DEM County Chair

Vote For 1

	TOTAL	VOTE %		Election Day	Early Voting	Ballot By Mail	Provision al
Caroline Werner	50	58.82%	<div><div></div></div>	16	30	4	0
Mike Rawlins	35	41.18%	<div><div></div></div>	14	19	1	1
Total Votes Cast	85	100.00%	<div><div></div></div>	30	49	5	1
Overvotes	0			0	0	0	0
Undervotes	7			2	4	1	0
Contest Totals	92			32	53	6	1

## PCT 075

### Statistics

	TOTAL	Election Day	Early Voting	Ballot By Mail	Provisional
Registered Voters - Total	2,260				
Ballots Cast - Total	277	113	128	36	0
Ballots Cast - Republican	217	94	94	29	0
Ballots Cast - Democratic	60	19	34	7	0
Voter Turnout - Total	12.26%				

#### REP Attorney General

Vote For 1

	TOTAL	VOTE %		Election Day	Early Voting	Ballot By Mail	Provisional
George P. Bush	106	48.85%	<div><div></div></div>	39	47	20	0
Ken Paxton	111	51.15%	<div><div></div></div>	55	47	9	0
Total Votes Cast	217	100.00%	<div><div></div></div>	94	94	29	0
Overvotes	0			0	0	0	0
Undervotes	0			0	0	0	0
Contest Totals	217			94	94	29	0

#### REP Commissioner of the General Land Office

Vote For 1

	TOTAL	VOTE %		Election Day	Early Voting	Ballot By Mail	Provisional
Tim Westley	50	26.46%	<div><div></div></div>	23	22	5	0
Dawn Buckingham	139	73.54%	<div><div></div></div>	62	61	16	0
Total Votes Cast	189	100.00%	<div><div></div></div>	85	83	21	0
Overvotes	0			0	0	0	0
Undervotes	28			9	11	8	0
Contest Totals	217			94	94	29	0

#### REP Railroad Commissioner

Vote For 1

	TOTAL	VOTE %		Election Day	Early Voting	Ballot By Mail	Provisional
Sarah Stogner	82	41.62%	<div><div></div></div>	37	36	9	0
Wayne Christian	115	58.38%	<div><div></div></div>	49	51	15	0
Total Votes Cast	197	100.00%	<div><div></div></div>	86	87	24	0
Overvotes	0			0	0	0	0
Undervotes	20			8	7	5	0
Contest Totals	217			94	94	29	0

#### REP Judge, County Court at Law No. 5

Vote For 1

	TOTAL	VOTE %		Election Day	Early Voting	Ballot By Mail	Provisional
Randy Johnson	119	64.32%	<div><div></div></div>	53	51	15	0
Jimmy Angelino	66	35.68%	<div><div></div></div>	30	29	7	0
Total Votes Cast	185	100.00%	<div><div></div></div>	83	80	22	0
Overvotes	0			0	0	0	0
Undervotes	32			11	14	7	0
Contest Totals	217			94	94	29	0

Summary Results Report  
Primary Runoff  
May 24th, 2022

Final Results  
SOVC  
COLLIN COUNTY

## PCT 075

### REP District Clerk

Vote For 1

	TOTAL	VOTE %		Election Day	Early Voting	Ballot By Mail	Provisional
Mike Gould	92	50.27%	<div><div></div></div>	44	40	8	0
Lynne Finley	91	49.73%	<div><div></div></div>	38	41	12	0
Total Votes Cast	183	100.00%	<div><div></div></div>	82	81	20	0
Overvotes	0			0	0	0	0
Undervotes	34			12	13	9	0
Contest Totals	217			94	94	29	0

### REP Precinct Chair, Precinct 75

Vote For 1

	TOTAL	VOTE %		Election Day	Early Voting	Ballot By Mail	Provisional
Larry Anderson	97	62.58%	<div><div></div></div>	40	47	10	0
Matthew Dixon	58	37.42%	<div><div></div></div>	27	28	3	0
Total Votes Cast	155	100.00%	<div><div></div></div>	67	75	13	0
Overvotes	0			0	0	0	0
Undervotes	62			27	19	16	0
Contest Totals	217			94	94	29	0

### DEM Lieutenant Governor

Vote For 1

	TOTAL	VOTE %		Election Day	Early Voting	Ballot By Mail	Provisional
Michelle Beckley	22	37.29%	<div><div></div></div>	8	11	3	0
Mike Collier	37	62.71%	<div><div></div></div>	10	23	4	0
Total Votes Cast	59	100.00%	<div><div></div></div>	18	34	7	0
Overvotes	0			0	0	0	0
Undervotes	1			1	0	0	0
Contest Totals	60			19	34	7	0

### DEM Attorney General

Vote For 1

	TOTAL	VOTE %		Election Day	Early Voting	Ballot By Mail	Provisional
Rochelle Mercedes Garza	25	43.10%	<div><div></div></div>	5	17	3	0
Joe Jaworski	33	56.90%	<div><div></div></div>	13	16	4	0
Total Votes Cast	58	100.00%	<div><div></div></div>	18	33	7	0
Overvotes	0			0	0	0	0
Undervotes	2			1	1	0	0
Contest Totals	60			19	34	7	0

## PCT 075

### DEM Comptroller of Public Accounts

Vote For 1

	TOTAL	VOTE %		Election Day	Early Voting	Ballot By Mail	Provision al
Angel Luis Vega	20	37.74%	<div><div></div></div>	6	11	3	0
Janet T. Dudding	33	62.26%	<div><div></div></div>	10	19	4	0
Total Votes Cast	53	100.00%	<div><div></div></div>	16	30	7	0
Overvotes	0			0	0	0	0
Undervotes	7			3	4	0	0
Contest Totals	60			19	34	7	0

### DEM Commissioner of the General Land Office

Vote For 1

	TOTAL	VOTE %		Election Day	Early Voting	Ballot By Mail	Provision al
Jay Kleberg	38	69.09%	<div><div></div></div>	10	24	4	0
Sandragrace Martinez	17	30.91%	<div><div></div></div>	6	8	3	0
Total Votes Cast	55	100.00%	<div><div></div></div>	16	32	7	0
Overvotes	0			0	0	0	0
Undervotes	5			3	2	0	0
Contest Totals	60			19	34	7	0

### DEM County Chair

Vote For 1

	TOTAL	VOTE %		Election Day	Early Voting	Ballot By Mail	Provision al
Caroline Werner	26	44.83%	<div><div></div></div>	9	15	2	0
Mike Rawlins	32	55.17%	<div><div></div></div>	9	18	5	0
Total Votes Cast	58	100.00%	<div><div></div></div>	18	33	7	0
Overvotes	0			0	0	0	0
Undervotes	2			1	1	0	0
Contest Totals	60			19	34	7	0

## PCT 076

### Statistics

	TOTAL	Election Day	Early Voting	Ballot By Mail	Provisional
Registered Voters - Total	3,294				
Ballots Cast - Total	490	175	269	43	3
Ballots Cast - Republican	355	129	199	24	3
Ballots Cast - Democratic	135	46	70	19	0
Voter Turnout - Total	14.88%				

#### REP Attorney General

Vote For 1

	TOTAL	VOTE %		Election Day	Early Voting	Ballot By Mail	Provisional
George P. Bush	128	36.06%	<div><div></div></div>	40	68	17	3
Ken Paxton	227	63.94%	<div><div></div></div>	89	131	7	0
Total Votes Cast	355	100.00%	<div><div></div></div>	129	199	24	3
Overvotes	0			0	0	0	0
Undervotes	0			0	0	0	0
Contest Totals	355			129	199	24	3

#### REP Commissioner of the General Land Office

Vote For 1

	TOTAL	VOTE %		Election Day	Early Voting	Ballot By Mail	Provisional
Tim Westley	74	23.20%	<div><div></div></div>	26	41	6	1
Dawn Buckingham	245	76.80%	<div><div></div></div>	89	140	14	2
Total Votes Cast	319	100.00%	<div><div></div></div>	115	181	20	3
Overvotes	0			0	0	0	0
Undervotes	36			14	18	4	0
Contest Totals	355			129	199	24	3

#### REP Railroad Commissioner

Vote For 1

	TOTAL	VOTE %		Election Day	Early Voting	Ballot By Mail	Provisional
Sarah Stogner	108	33.03%	<div><div></div></div>	41	60	7	0
Wayne Christian	219	66.97%	<div><div></div></div>	79	125	12	3
Total Votes Cast	327	100.00%	<div><div></div></div>	120	185	19	3
Overvotes	0			0	0	0	0
Undervotes	28			9	14	5	0
Contest Totals	355			129	199	24	3

#### REP State Representative, District 70

Vote For 1

	TOTAL	VOTE %		Election Day	Early Voting	Ballot By Mail	Provisional
Jamee Jolly	161	46.67%	<div><div></div></div>	58	91	11	1
Eric J. Bowlin	184	53.33%	<div><div></div></div>	70	103	9	2
Total Votes Cast	345	100.00%	<div><div></div></div>	128	194	20	3
Overvotes	0			0	0	0	0
Undervotes	10			1	5	4	0
Contest Totals	355			129	199	24	3

## PCT 076

### REP Judge, County Court at Law No. 5

Vote For 1

	TOTAL	VOTE %		Election Day	Early Voting	Ballot By Mail	Provision al
Randy Johnson	165	54.46%	<div><div></div></div>	61	94	9	1
Jimmy Angelino	138	45.54%	<div><div></div></div>	51	77	8	2
Total Votes Cast	303	100.00%	<div><div></div></div>	112	171	17	3
Overvotes	0			0	0	0	0
Undervotes	52			17	28	7	0
Contest Totals	355			129	199	24	3

### REP District Clerk

Vote For 1

	TOTAL	VOTE %		Election Day	Early Voting	Ballot By Mail	Provision al
Mike Gould	177	59.00%	<div><div></div></div>	68	104	4	1
Lynne Finley	123	41.00%	<div><div></div></div>	41	68	12	2
Total Votes Cast	300	100.00%	<div><div></div></div>	109	172	16	3
Overvotes	0			0	0	0	0
Undervotes	55			20	27	8	0
Contest Totals	355			129	199	24	3

### DEM Lieutenant Governor

Vote For 1

	TOTAL	VOTE %		Election Day	Early Voting	Ballot By Mail	Provision al
Michelle Beckley	38	29.01%	<div><div></div></div>	14	19	5	0
Mike Collier	93	70.99%	<div><div></div></div>	31	48	14	0
Total Votes Cast	131	100.00%	<div><div></div></div>	45	67	19	0
Overvotes	0			0	0	0	0
Undervotes	4			1	3	0	0
Contest Totals	135			46	70	19	0

### DEM Attorney General

Vote For 1

	TOTAL	VOTE %		Election Day	Early Voting	Ballot By Mail	Provision al
Rochelle Mercedes Garza	60	45.11%	<div><div></div></div>	21	32	7	0
Joe Jaworski	73	54.89%	<div><div></div></div>	23	38	12	0
Total Votes Cast	133	100.00%	<div><div></div></div>	44	70	19	0
Overvotes	0			0	0	0	0
Undervotes	2			2	0	0	0
Contest Totals	135			46	70	19	0



## PCT 076

### DEM Comptroller of Public Accounts

Vote For 1

	TOTAL	VOTE %		Election Day	Early Voting	Ballot By Mail	Provisional
Angel Luis Vega	34	26.36%	<div><div></div></div>	11	21	2	0
Janet T. Dudding	95	73.64%	<div><div></div></div>	32	46	17	0
Total Votes Cast	129	100.00%	<div><div></div></div>	43	67	19	0
Overvotes	0			0	0	0	0
Undervotes	6			3	3	0	0
Contest Totals	135			46	70	19	0

### DEM Commissioner of the General Land Office

Vote For 1

	TOTAL	VOTE %		Election Day	Early Voting	Ballot By Mail	Provisional
Jay Kleberg	85	66.41%	<div><div></div></div>	30	45	10	0
Sandragrace Martinez	43	33.59%	<div><div></div></div>	13	21	9	0
Total Votes Cast	128	100.00%	<div><div></div></div>	43	66	19	0
Overvotes	0			0	0	0	0
Undervotes	7			3	4	0	0
Contest Totals	135			46	70	19	0

### DEM State Representative, District 70

Vote For 1

	TOTAL	VOTE %		Election Day	Early Voting	Ballot By Mail	Provisional
Mihaela Elizabeth Plesa	72	54.14%	<div><div></div></div>	33	29	10	0
Cassandra Garcia Hernandez	61	45.86%	<div><div></div></div>	13	39	9	0
Total Votes Cast	133	100.00%	<div><div></div></div>	46	68	19	0
Overvotes	0			0	0	0	0
Undervotes	2			0	2	0	0
Contest Totals	135			46	70	19	0

### DEM County Chair

Vote For 1

	TOTAL	VOTE %		Election Day	Early Voting	Ballot By Mail	Provisional
Caroline Werner	81	62.79%	<div><div></div></div>	33	44	4	0
Mike Rawlins	48	37.21%	<div><div></div></div>	12	21	15	0
Total Votes Cast	129	100.00%	<div><div></div></div>	45	65	19	0
Overvotes	0			0	0	0	0
Undervotes	6			1	5	0	0
Contest Totals	135			46	70	19	0

## PCT 077

### Statistics

	TOTAL	Election Day	Early Voting	Ballot By Mail	Provisional
Registered Voters - Total	3,660				
Ballots Cast - Total	279	118	135	25	1
Ballots Cast - Republican	180	87	74	19	0
Ballots Cast - Democratic	99	31	61	6	1
Voter Turnout - Total	7.62%				

#### REP Attorney General

Vote For 1

	TOTAL	VOTE %		Election Day	Early Voting	Ballot By Mail	Provisional
George P. Bush	63	35.00%	<div><div></div></div>	18	32	13	0
Ken Paxton	117	65.00%	<div><div></div></div>	69	42	6	0
Total Votes Cast	180	100.00%	<div><div></div></div>	87	74	19	0
Overvotes	0			0	0	0	0
Undervotes	0			0	0	0	0
Contest Totals	180			87	74	19	0

#### REP Commissioner of the General Land Office

Vote For 1

	TOTAL	VOTE %		Election Day	Early Voting	Ballot By Mail	Provisional
Tim Westley	40	23.53%	<div><div></div></div>	24	14	2	0
Dawn Buckingham	130	76.47%	<div><div></div></div>	62	54	14	0
Total Votes Cast	170	100.00%	<div><div></div></div>	86	68	16	0
Overvotes	0			0	0	0	0
Undervotes	10			1	6	3	0
Contest Totals	180			87	74	19	0

#### REP Railroad Commissioner

Vote For 1

	TOTAL	VOTE %		Election Day	Early Voting	Ballot By Mail	Provisional
Sarah Stogner	61	35.06%	<div><div></div></div>	22	32	7	0
Wayne Christian	113	64.94%	<div><div></div></div>	64	41	8	0
Total Votes Cast	174	100.00%	<div><div></div></div>	86	73	15	0
Overvotes	0			0	0	0	0
Undervotes	6			1	1	4	0
Contest Totals	180			87	74	19	0

#### REP Judge, County Court at Law No. 5

Vote For 1

	TOTAL	VOTE %		Election Day	Early Voting	Ballot By Mail	Provisional
Randy Johnson	85	52.80%	<div><div></div></div>	38	39	8	0
Jimmy Angelino	76	47.20%	<div><div></div></div>	42	28	6	0
Total Votes Cast	161	100.00%	<div><div></div></div>	80	67	14	0
Overvotes	0			0	0	0	0
Undervotes	19			7	7	5	0
Contest Totals	180			87	74	19	0

Summary Results Report  
Primary Runoff  
May 24th, 2022

Final Results  
SOVC  
COLLIN COUNTY

## PCT 077

### REP District Clerk

Vote For 1

	TOTAL	VOTE %		Election Day	Early Voting	Ballot By Mail	Provisional
Mike Gould	81	50.62%	<div><div></div></div>	45	30	6	0
Lynne Finley	79	49.38%	<div><div></div></div>	33	37	9	0
Total Votes Cast	160	100.00%	<div><div></div></div>	78	67	15	0
Overvotes	0			0	0	0	0
Undervotes	20			9	7	4	0
Contest Totals	180			87	74	19	0

### DEM Lieutenant Governor

Vote For 1

	TOTAL	VOTE %		Election Day	Early Voting	Ballot By Mail	Provisional
Michelle Beckley	38	38.78%	<div><div></div></div>	11	22	4	1
Mike Collier	60	61.22%	<div><div></div></div>	20	38	2	0
Total Votes Cast	98	100.00%	<div><div></div></div>	31	60	6	1
Overvotes	0			0	0	0	0
Undervotes	1			0	1	0	0
Contest Totals	99			31	61	6	1

### DEM Attorney General

Vote For 1

	TOTAL	VOTE %		Election Day	Early Voting	Ballot By Mail	Provisional
Rochelle Mercedes Garza	59	62.11%	<div><div></div></div>	20	36	2	1
Joe Jaworski	36	37.89%	<div><div></div></div>	11	21	4	0
Total Votes Cast	95	100.00%	<div><div></div></div>	31	57	6	1
Overvotes	0			0	0	0	0
Undervotes	4			0	4	0	0
Contest Totals	99			31	61	6	1

### DEM Comptroller of Public Accounts

Vote For 1

	TOTAL	VOTE %		Election Day	Early Voting	Ballot By Mail	Provisional
Angel Luis Vega	27	28.42%	<div><div></div></div>	8	18	1	0
Janet T. Dudding	68	71.58%	<div><div></div></div>	22	40	5	1
Total Votes Cast	95	100.00%	<div><div></div></div>	30	58	6	1
Overvotes	0			0	0	0	0
Undervotes	4			1	3	0	0
Contest Totals	99			31	61	6	1

## PCT 077

### DEM Commissioner of the General Land Office

Vote For 1

	TOTAL	VOTE %		Election Day	Early Voting	Ballot By Mail	Provision al
Jay Kleberg	61	62.89%	<div><div></div></div>	20	37	4	0
Sandragrace Martinez	36	37.11%	<div><div></div></div>	11	22	2	1
Total Votes Cast	97	100.00%	<div><div></div></div>	31	59	6	1
Overvotes	0			0	0	0	0
Undervotes	2			0	2	0	0
Contest Totals	99			31	61	6	1

### DEM County Chair

Vote For 1

	TOTAL	VOTE %		Election Day	Early Voting	Ballot By Mail	Provision al
Caroline Werner	62	63.27%	<div><div></div></div>	22	35	4	1
Mike Rawlins	36	36.73%	<div><div></div></div>	9	25	2	0
Total Votes Cast	98	100.00%	<div><div></div></div>	31	60	6	1
Overvotes	0			0	0	0	0
Undervotes	1			0	1	0	0
Contest Totals	99			31	61	6	1

## PCT 078

### Statistics

	TOTAL	Election Day	Early Voting	Ballot By Mail	Provisional
Registered Voters - Total	4,561				
Ballots Cast - Total	309	153	139	17	0
Ballots Cast - Republican	213	117	86	10	0
Ballots Cast - Democratic	96	36	53	7	0
Voter Turnout - Total	6.77%				

#### REP United States Representative, District 32

Vote For 1

	TOTAL	VOTE %		Election Day	Early Voting	Ballot By Mail	Provisional
Justin Webb	73	40.33%	<div><div></div></div>	46	24	3	0
Antonio Swad	108	59.67%	<div><div></div></div>	51	53	4	0
Total Votes Cast	181	100.00%	<div><div></div></div>	97	77	7	0
Overvotes	0			0	0	0	0
Undervotes	32			20	9	3	0
Contest Totals	213			117	86	10	0

#### REP Attorney General

Vote For 1

	TOTAL	VOTE %		Election Day	Early Voting	Ballot By Mail	Provisional
George P. Bush	79	37.80%	<div><div></div></div>	42	30	7	0
Ken Paxton	130	62.20%	<div><div></div></div>	74	55	1	0
Total Votes Cast	209	100.00%	<div><div></div></div>	116	85	8	0
Overvotes	0			0	0	0	0
Undervotes	4			1	1	2	0
Contest Totals	213			117	86	10	0

#### REP Commissioner of the General Land Office

Vote For 1

	TOTAL	VOTE %		Election Day	Early Voting	Ballot By Mail	Provisional
Tim Westley	37	20.22%	<div><div></div></div>	15	21	1	0
Dawn Buckingham	146	79.78%	<div><div></div></div>	81	57	8	0
Total Votes Cast	183	100.00%	<div><div></div></div>	96	78	9	0
Overvotes	0			0	0	0	0
Undervotes	30			21	8	1	0
Contest Totals	213			117	86	10	0

#### REP Railroad Commissioner

Vote For 1

	TOTAL	VOTE %		Election Day	Early Voting	Ballot By Mail	Provisional
Sarah Stogner	62	32.98%	<div><div></div></div>	37	19	6	0
Wayne Christian	126	67.02%	<div><div></div></div>	62	61	3	0
Total Votes Cast	188	100.00%	<div><div></div></div>	99	80	9	0
Overvotes	0			0	0	0	0
Undervotes	25			18	6	1	0
Contest Totals	213			117	86	10	0

## PCT 078

### REP Judge, County Court at Law No. 5

Vote For 1

	TOTAL	VOTE %		Election Day	Early Voting	Ballot By Mail	Provisional
Randy Johnson	100	58.82%	<div><div></div></div>	46	52	2	0
Jimmy Angelino	70	41.18%	<div><div></div></div>	39	28	3	0
Total Votes Cast	170	100.00%	<div><div></div></div>	85	80	5	0
Overvotes	0			0	0	0	0
Undervotes	43			32	6	5	0
Contest Totals	213			117	86	10	0

### REP District Clerk

Vote For 1

	TOTAL	VOTE %		Election Day	Early Voting	Ballot By Mail	Provisional
Mike Gould	108	57.45%	<div><div></div></div>	53	52	3	0
Lynne Finley	80	42.55%	<div><div></div></div>	45	32	3	0
Total Votes Cast	188	100.00%	<div><div></div></div>	98	84	6	0
Overvotes	0			0	0	0	0
Undervotes	25			19	2	4	0
Contest Totals	213			117	86	10	0

### DEM Lieutenant Governor

Vote For 1

	TOTAL	VOTE %		Election Day	Early Voting	Ballot By Mail	Provisional
Michelle Beckley	41	42.71%	<div><div></div></div>	15	24	2	0
Mike Collier	55	57.29%	<div><div></div></div>	21	29	5	0
Total Votes Cast	96	100.00%	<div><div></div></div>	36	53	7	0
Overvotes	0			0	0	0	0
Undervotes	0			0	0	0	0
Contest Totals	96			36	53	7	0

### DEM Attorney General

Vote For 1

	TOTAL	VOTE %		Election Day	Early Voting	Ballot By Mail	Provisional
Rochelle Mercedes Garza	49	51.04%	<div><div></div></div>	24	25	0	0
Joe Jaworski	47	48.96%	<div><div></div></div>	12	28	7	0
Total Votes Cast	96	100.00%	<div><div></div></div>	36	53	7	0
Overvotes	0			0	0	0	0
Undervotes	0			0	0	0	0
Contest Totals	96			36	53	7	0

## PCT 078

### DEM Comptroller of Public Accounts

Vote For 1

	TOTAL	VOTE %		Election Day	Early Voting	Ballot By Mail	Provision al
Angel Luis Vega	22	23.66%	<div><div></div></div>	13	9	0	0
Janet T. Dudding	71	76.34%	<div><div></div></div>	23	41	7	0
Total Votes Cast	93	100.00%	<div><div></div></div>	36	50	7	0
Overvotes	0			0	0	0	0
Undervotes	3			0	3	0	0
Contest Totals	96			36	53	7	0

### DEM Commissioner of the General Land Office

Vote For 1

	TOTAL	VOTE %		Election Day	Early Voting	Ballot By Mail	Provision al
Jay Kleberg	70	73.68%	<div><div></div></div>	27	37	6	0
Sandragrace Martinez	25	26.32%	<div><div></div></div>	9	15	1	0
Total Votes Cast	95	100.00%	<div><div></div></div>	36	52	7	0
Overvotes	0			0	0	0	0
Undervotes	1			0	1	0	0
Contest Totals	96			36	53	7	0

### DEM County Chair

Vote For 1

	TOTAL	VOTE %		Election Day	Early Voting	Ballot By Mail	Provision al
Caroline Werner	50	54.35%	<div><div></div></div>	23	25	2	0
Mike Rawlins	42	45.65%	<div><div></div></div>	11	26	5	0
Total Votes Cast	92	100.00%	<div><div></div></div>	34	51	7	0
Overvotes	0			0	0	0	0
Undervotes	4			2	2	0	0
Contest Totals	96			36	53	7	0

## PCT 079

### Statistics

	TOTAL	Election Day	Early Voting	Ballot By Mail	Provisional
Registered Voters - Total	2,716				
Ballots Cast - Total	312	123	162	26	1
Ballots Cast - Republican	191	84	98	9	0
Ballots Cast - Democratic	121	39	64	17	1
Voter Turnout - Total	11.49%				

#### REP Attorney General

Vote For 1

	TOTAL	VOTE %		Election Day	Early Voting	Ballot By Mail	Provisional
George P. Bush	61	32.45%	<div><div></div></div>	18	38	5	0
Ken Paxton	127	67.55%	<div><div></div></div>	65	58	4	0
Total Votes Cast	188	100.00%	<div><div></div></div>	83	96	9	0
Overvotes	0			0	0	0	0
Undervotes	3			1	2	0	0
Contest Totals	191			84	98	9	0

#### REP Commissioner of the General Land Office

Vote For 1

	TOTAL	VOTE %		Election Day	Early Voting	Ballot By Mail	Provisional
Tim Westley	48	30.38%	<div><div></div></div>	24	22	2	0
Dawn Buckingham	110	69.62%	<div><div></div></div>	51	53	6	0
Total Votes Cast	158	100.00%	<div><div></div></div>	75	75	8	0
Overvotes	0			0	0	0	0
Undervotes	33			9	23	1	0
Contest Totals	191			84	98	9	0

#### REP Railroad Commissioner

Vote For 1

	TOTAL	VOTE %		Election Day	Early Voting	Ballot By Mail	Provisional
Sarah Stogner	71	41.52%	<div><div></div></div>	29	40	2	0
Wayne Christian	100	58.48%	<div><div></div></div>	49	44	7	0
Total Votes Cast	171	100.00%	<div><div></div></div>	78	84	9	0
Overvotes	0			0	0	0	0
Undervotes	20			6	14	0	0
Contest Totals	191			84	98	9	0

#### REP State Representative, District 70

Vote For 1

	TOTAL	VOTE %		Election Day	Early Voting	Ballot By Mail	Provisional
Jamee Jolly	105	56.45%	<div><div></div></div>	44	57	4	0
Eric J. Bowlin	81	43.55%	<div><div></div></div>	39	37	5	0
Total Votes Cast	186	100.00%	<div><div></div></div>	83	94	9	0
Overvotes	0			0	0	0	0
Undervotes	5			1	4	0	0
Contest Totals	191			84	98	9	0



Summary Results Report  
Primary Runoff  
May 24th, 2022

Final Results  
SOVC  
COLLIN COUNTY

## PCT 079

### REP Judge, County Court at Law No. 5

Vote For 1

	TOTAL	VOTE %		Election Day	Early Voting	Ballot By Mail	Provision al
Randy Johnson	104	68.87%	<div><div></div></div>	59	41	4	0
Jimmy Angelino	47	31.13%	<div><div></div></div>	16	27	4	0
Total Votes Cast	151	100.00%	<div><div></div></div>	75	68	8	0
Overvotes	0			0	0	0	0
Undervotes	40			9	30	1	0
Contest Totals	191			84	98	9	0

### REP District Clerk

Vote For 1

	TOTAL	VOTE %		Election Day	Early Voting	Ballot By Mail	Provision al
Mike Gould	90	60.40%	<div><div></div></div>	41	47	2	0
Lynne Finley	59	39.60%	<div><div></div></div>	28	25	6	0
Total Votes Cast	149	100.00%	<div><div></div></div>	69	72	8	0
Overvotes	0			0	0	0	0
Undervotes	42			15	26	1	0
Contest Totals	191			84	98	9	0

### DEM Lieutenant Governor

Vote For 1

	TOTAL	VOTE %		Election Day	Early Voting	Ballot By Mail	Provision al
Michelle Beckley	47	40.17%	<div><div></div></div>	19	18	9	1
Mike Collier	70	59.83%	<div><div></div></div>	20	42	8	0
Total Votes Cast	117	100.00%	<div><div></div></div>	39	60	17	1
Overvotes	0			0	0	0	0
Undervotes	4			0	4	0	0
Contest Totals	121			39	64	17	1

### DEM Attorney General

Vote For 1

	TOTAL	VOTE %		Election Day	Early Voting	Ballot By Mail	Provision al
Rochelle Mercedes Garza	74	63.79%	<div><div></div></div>	26	38	9	1
Joe Jaworski	42	36.21%	<div><div></div></div>	13	21	8	0
Total Votes Cast	116	100.00%	<div><div></div></div>	39	59	17	1
Overvotes	0			0	0	0	0
Undervotes	5			0	5	0	0
Contest Totals	121			39	64	17	1

## PCT 079

### DEM Comptroller of Public Accounts

Vote For 1

	TOTAL	VOTE %		Election Day	Early Voting	Ballot By Mail	Provisional
Angel Luis Vega	31	27.43%	<div><div></div></div>	10	18	2	1
Janet T. Dudding	82	72.57%	<div><div></div></div>	29	40	13	0
Total Votes Cast	113	100.00%	<div><div></div></div>	39	58	15	1
Overvotes	0			0	0	0	0
Undervotes	8			0	6	2	0
Contest Totals	121			39	64	17	1

### DEM Commissioner of the General Land Office

Vote For 1

	TOTAL	VOTE %		Election Day	Early Voting	Ballot By Mail	Provisional
Jay Kleberg	70	63.06%	<div><div></div></div>	26	34	10	0
Sandragrace Martinez	41	36.94%	<div><div></div></div>	12	23	5	1
Total Votes Cast	111	100.00%	<div><div></div></div>	38	57	15	1
Overvotes	0			0	0	0	0
Undervotes	10			1	7	2	0
Contest Totals	121			39	64	17	1

### DEM State Representative, District 70

Vote For 1

	TOTAL	VOTE %		Election Day	Early Voting	Ballot By Mail	Provisional
Mihaela Elizabeth Plesa	53	44.17%	<div><div></div></div>	17	26	10	0
Cassandra Garcia Hernandez	67	55.83%	<div><div></div></div>	21	38	7	1
Total Votes Cast	120	100.00%	<div><div></div></div>	38	64	17	1
Overvotes	0			0	0	0	0
Undervotes	1			1	0	0	0
Contest Totals	121			39	64	17	1

### DEM County Chair

Vote For 1

	TOTAL	VOTE %		Election Day	Early Voting	Ballot By Mail	Provisional
Caroline Werner	56	47.86%	<div><div></div></div>	24	25	6	1
Mike Rawlins	61	52.14%	<div><div></div></div>	15	36	10	0
Total Votes Cast	117	100.00%	<div><div></div></div>	39	61	16	1
Overvotes	0			0	0	0	0
Undervotes	4			0	3	1	0
Contest Totals	121			39	64	17	1

## PCT 080

### Statistics

	TOTAL	Election Day	Early Voting	Ballot By Mail	Provisional
Registered Voters - Total	3,653				
Ballots Cast - Total	257	93	130	32	2
Ballots Cast - Republican	165	65	82	17	1
Ballots Cast - Democratic	92	28	48	15	1
Voter Turnout - Total	7.04%				

#### REP Attorney General

Vote For 1

	TOTAL	VOTE %		Election Day	Early Voting	Ballot By Mail	Provisional
George P. Bush	60	36.59%	<div><div></div></div>	19	32	8	1
Ken Paxton	104	63.41%	<div><div></div></div>	45	50	9	0
Total Votes Cast	164	100.00%	<div><div></div></div>	64	82	17	1
Overvotes	0			0	0	0	0
Undervotes	1			1	0	0	0
Contest Totals	165			65	82	17	1

#### REP Commissioner of the General Land Office

Vote For 1

	TOTAL	VOTE %		Election Day	Early Voting	Ballot By Mail	Provisional
Tim Westley	39	25.83%	<div><div></div></div>	18	16	5	0
Dawn Buckingham	112	74.17%	<div><div></div></div>	41	59	12	0
Total Votes Cast	151	100.00%	<div><div></div></div>	59	75	17	0
Overvotes	0			0	0	0	0
Undervotes	14			6	7	0	1
Contest Totals	165			65	82	17	1

#### REP Railroad Commissioner

Vote For 1

	TOTAL	VOTE %		Election Day	Early Voting	Ballot By Mail	Provisional
Sarah Stogner	53	34.19%	<div><div></div></div>	24	22	7	0
Wayne Christian	102	65.81%	<div><div></div></div>	36	56	10	0
Total Votes Cast	155	100.00%	<div><div></div></div>	60	78	17	0
Overvotes	0			0	0	0	0
Undervotes	10			5	4	0	1
Contest Totals	165			65	82	17	1

#### REP Judge, County Court at Law No. 5

Vote For 1

	TOTAL	VOTE %		Election Day	Early Voting	Ballot By Mail	Provisional
Randy Johnson	85	54.84%	<div><div></div></div>	35	38	12	0
Jimmy Angelino	70	45.16%	<div><div></div></div>	27	39	4	0
Total Votes Cast	155	100.00%	<div><div></div></div>	62	77	16	0
Overvotes	0			0	0	0	0
Undervotes	10			3	5	1	1
Contest Totals	165			65	82	17	1

Summary Results Report  
Primary Runoff  
May 24th, 2022

Final Results  
SOVC  
COLLIN COUNTY

## PCT 080

### REP District Clerk

Vote For 1

	TOTAL	VOTE %		Election Day	Early Voting	Ballot By Mail	Provisional
Mike Gould	69	44.52%	<div><div></div></div>	28	33	8	0
Lynne Finley	86	55.48%	<div><div></div></div>	32	46	8	0
Total Votes Cast	155	100.00%	<div><div></div></div>	60	79	16	0
Overvotes	0			0	0	0	0
Undervotes	10			5	3	1	1
Contest Totals	165			65	82	17	1

### DEM Lieutenant Governor

Vote For 1

	TOTAL	VOTE %		Election Day	Early Voting	Ballot By Mail	Provisional
Michelle Beckley	25	27.17%	<div><div></div></div>	9	13	3	0
Mike Collier	67	72.83%	<div><div></div></div>	19	35	12	1
Total Votes Cast	92	100.00%	<div><div></div></div>	28	48	15	1
Overvotes	0			0	0	0	0
Undervotes	0			0	0	0	0
Contest Totals	92			28	48	15	1

### DEM Attorney General

Vote For 1

	TOTAL	VOTE %		Election Day	Early Voting	Ballot By Mail	Provisional
Rochelle Mercedes Garza	51	56.67%	<div><div></div></div>	14	29	8	0
Joe Jaworski	39	43.33%	<div><div></div></div>	12	19	7	1
Total Votes Cast	90	100.00%	<div><div></div></div>	26	48	15	1
Overvotes	0			0	0	0	0
Undervotes	2			2	0	0	0
Contest Totals	92			28	48	15	1

### DEM Comptroller of Public Accounts

Vote For 1

	TOTAL	VOTE %		Election Day	Early Voting	Ballot By Mail	Provisional
Angel Luis Vega	27	30.00%	<div><div></div></div>	12	10	4	1
Janet T. Dudding	63	70.00%	<div><div></div></div>	14	38	11	0
Total Votes Cast	90	100.00%	<div><div></div></div>	26	48	15	1
Overvotes	0			0	0	0	0
Undervotes	2			2	0	0	0
Contest Totals	92			28	48	15	1

## PCT 080

### DEM Commissioner of the General Land Office

Vote For 1

	TOTAL	VOTE %		Election Day	Early Voting	Ballot By Mail	Provision al
Jay Kleberg	56	65.88%	<div><div></div></div>	15	28	12	1
Sandragrace Martinez	29	34.12%	<div><div></div></div>	10	17	2	0
Total Votes Cast	85	100.00%	<div><div></div></div>	25	45	14	1
Overvotes	0			0	0	0	0
Undervotes	7			3	3	1	0
Contest Totals	92			28	48	15	1

### DEM County Chair

Vote For 1

	TOTAL	VOTE %		Election Day	Early Voting	Ballot By Mail	Provision al
Caroline Werner	48	55.17%	<div><div></div></div>	14	28	5	1
Mike Rawlins	39	44.83%	<div><div></div></div>	12	18	9	0
Total Votes Cast	87	100.00%	<div><div></div></div>	26	46	14	1
Overvotes	0			0	0	0	0
Undervotes	5			2	2	1	0
Contest Totals	92			28	48	15	1

## PCT 081

### Statistics

	TOTAL	Election Day	Early Voting	Ballot By Mail	Provisional
Registered Voters - Total	2,832				
Ballots Cast - Total	287	121	143	19	4
Ballots Cast - Republican	169	83	78	8	0
Ballots Cast - Democratic	118	38	65	11	4
Voter Turnout - Total	10.13%				

#### REP Attorney General

Vote For 1

	TOTAL	VOTE %		Election Day	Early Voting	Ballot By Mail	Provisional
George P. Bush	83	49.11%	<div><div></div></div>	44	35	4	0
Ken Paxton	86	50.89%	<div><div></div></div>	39	43	4	0
Total Votes Cast	169	100.00%	<div><div></div></div>	83	78	8	0
Overvotes	0			0	0	0	0
Undervotes	0			0	0	0	0
Contest Totals	169			83	78	8	0

#### REP Commissioner of the General Land Office

Vote For 1

	TOTAL	VOTE %		Election Day	Early Voting	Ballot By Mail	Provisional
Tim Westley	40	26.67%	<div><div></div></div>	19	20	1	0
Dawn Buckingham	110	73.33%	<div><div></div></div>	51	53	6	0
Total Votes Cast	150	100.00%	<div><div></div></div>	70	73	7	0
Overvotes	0			0	0	0	0
Undervotes	19			13	5	1	0
Contest Totals	169			83	78	8	0

#### REP Railroad Commissioner

Vote For 1

	TOTAL	VOTE %		Election Day	Early Voting	Ballot By Mail	Provisional
Sarah Stogner	72	45.57%	<div><div></div></div>	37	34	1	0
Wayne Christian	86	54.43%	<div><div></div></div>	39	41	6	0
Total Votes Cast	158	100.00%	<div><div></div></div>	76	75	7	0
Overvotes	0			0	0	0	0
Undervotes	11			7	3	1	0
Contest Totals	169			83	78	8	0

#### REP Judge, County Court at Law No. 5

Vote For 1

	TOTAL	VOTE %		Election Day	Early Voting	Ballot By Mail	Provisional
Randy Johnson	76	51.35%	<div><div></div></div>	36	34	6	0
Jimmy Angelino	72	48.65%	<div><div></div></div>	34	37	1	0
Total Votes Cast	148	100.00%	<div><div></div></div>	70	71	7	0
Overvotes	0			0	0	0	0
Undervotes	21			13	7	1	0
Contest Totals	169			83	78	8	0

Summary Results Report  
Primary Runoff  
May 24th, 2022

Final Results  
SOVC  
COLLIN COUNTY

## PCT 081

### REP District Clerk

Vote For 1

	TOTAL	VOTE %		Election Day	Early Voting	Ballot By Mail	Provisional
Mike Gould	77	52.74%	<div><div></div></div>	36	38	3	0
Lynne Finley	69	47.26%	<div><div></div></div>	33	32	4	0
Total Votes Cast	146	100.00%	<div><div></div></div>	69	70	7	0
Overvotes	0			0	0	0	0
Undervotes	23			14	8	1	0
Contest Totals	169			83	78	8	0

### REP Precinct Chair, Precinct 81

Vote For 1

	TOTAL	VOTE %		Election Day	Early Voting	Ballot By Mail	Provisional
Justin Adcock	101	74.26%	<div><div></div></div>	47	51	3	0
Ron Ardt	35	25.74%	<div><div></div></div>	18	13	4	0
Total Votes Cast	136	100.00%	<div><div></div></div>	65	64	7	0
Overvotes	0			0	0	0	0
Undervotes	33			18	14	1	0
Contest Totals	169			83	78	8	0

### DEM Lieutenant Governor

Vote For 1

	TOTAL	VOTE %		Election Day	Early Voting	Ballot By Mail	Provisional
Michelle Beckley	57	48.72%	<div><div></div></div>	19	30	5	3
Mike Collier	60	51.28%	<div><div></div></div>	18	35	6	1
Total Votes Cast	117	100.00%	<div><div></div></div>	37	65	11	4
Overvotes	0			0	0	0	0
Undervotes	1			1	0	0	0
Contest Totals	118			38	65	11	4

### DEM Attorney General

Vote For 1

	TOTAL	VOTE %		Election Day	Early Voting	Ballot By Mail	Provisional
Rochelle Mercedes Garza	64	54.24%	<div><div></div></div>	24	32	5	3
Joe Jaworski	54	45.76%	<div><div></div></div>	14	33	6	1
Total Votes Cast	118	100.00%	<div><div></div></div>	38	65	11	4
Overvotes	0			0	0	0	0
Undervotes	0			0	0	0	0
Contest Totals	118			38	65	11	4

## PCT 081

### DEM Comptroller of Public Accounts

Vote For 1

	TOTAL	VOTE %		Election Day	Early Voting	Ballot By Mail	Provision al
Angel Luis Vega	36	31.86%	<div><div></div></div>	14	16	4	2
Janet T. Dudding	77	68.14%	<div><div></div></div>	22	46	7	2
Total Votes Cast	113	100.00%	<div><div></div></div>	36	62	11	4
Overvotes	0			0	0	0	0
Undervotes	5			2	3	0	0
Contest Totals	118			38	65	11	4

### DEM Commissioner of the General Land Office

Vote For 1

	TOTAL	VOTE %		Election Day	Early Voting	Ballot By Mail	Provision al
Jay Kleberg	66	57.39%	<div><div></div></div>	12	45	6	3
Sandragrace Martinez	49	42.61%	<div><div></div></div>	24	19	5	1
Total Votes Cast	115	100.00%	<div><div></div></div>	36	64	11	4
Overvotes	0			0	0	0	0
Undervotes	3			2	1	0	0
Contest Totals	118			38	65	11	4

### DEM County Chair

Vote For 1

	TOTAL	VOTE %		Election Day	Early Voting	Ballot By Mail	Provision al
Caroline Werner	62	52.99%	<div><div></div></div>	21	35	4	2
Mike Rawlins	55	47.01%	<div><div></div></div>	16	30	7	2
Total Votes Cast	117	100.00%	<div><div></div></div>	37	65	11	4
Overvotes	0			0	0	0	0
Undervotes	1			1	0	0	0
Contest Totals	118			38	65	11	4



## PCT 082

### Statistics

	TOTAL	Election Day	Early Voting	Ballot By Mail	Provisional
Registered Voters - Total	2,904				
Ballots Cast - Total	187	81	77	29	0
Ballots Cast - Republican	122	56	51	15	0
Ballots Cast - Democratic	65	25	26	14	0
Voter Turnout - Total	6.44%				

#### REP Attorney General

Vote For 1

	TOTAL	VOTE %		Election Day	Early Voting	Ballot By Mail	Provisional
George P. Bush	34	27.87%	<div><div></div></div>	13	11	10	0
Ken Paxton	88	72.13%	<div><div></div></div>	43	40	5	0
Total Votes Cast	122	100.00%	<div><div></div></div>	56	51	15	0
Overvotes	0			0	0	0	0
Undervotes	0			0	0	0	0
Contest Totals	122			56	51	15	0

#### REP Commissioner of the General Land Office

Vote For 1

	TOTAL	VOTE %		Election Day	Early Voting	Ballot By Mail	Provisional
Tim Westley	33	28.95%	<div><div></div></div>	17	6	10	0
Dawn Buckingham	81	71.05%	<div><div></div></div>	35	42	4	0
Total Votes Cast	114	100.00%	<div><div></div></div>	52	48	14	0
Overvotes	0			0	0	0	0
Undervotes	8			4	3	1	0
Contest Totals	122			56	51	15	0

#### REP Railroad Commissioner

Vote For 1

	TOTAL	VOTE %		Election Day	Early Voting	Ballot By Mail	Provisional
Sarah Stogner	30	25.64%	<div><div></div></div>	11	15	4	0
Wayne Christian	87	74.36%	<div><div></div></div>	42	35	10	0
Total Votes Cast	117	100.00%	<div><div></div></div>	53	50	14	0
Overvotes	0			0	0	0	0
Undervotes	5			3	1	1	0
Contest Totals	122			56	51	15	0

#### REP Judge, County Court at Law No. 5

Vote For 1

	TOTAL	VOTE %		Election Day	Early Voting	Ballot By Mail	Provisional
Randy Johnson	63	57.80%	<div><div></div></div>	29	24	10	0
Jimmy Angelino	46	42.20%	<div><div></div></div>	23	20	3	0
Total Votes Cast	109	100.00%	<div><div></div></div>	52	44	13	0
Overvotes	0			0	0	0	0
Undervotes	13			4	7	2	0
Contest Totals	122			56	51	15	0

Summary Results Report  
Primary Runoff  
May 24th, 2022

Final Results  
SOVC  
COLLIN COUNTY

## PCT 082

### REP District Clerk

Vote For 1

	TOTAL	VOTE %		Election Day	Early Voting	Ballot By Mail	Provisional
Mike Gould	65	58.04%	<div><div></div></div>	34	28	3	0
Lynne Finley	47	41.96%	<div><div></div></div>	19	18	10	0
Total Votes Cast	112	100.00%	<div><div></div></div>	53	46	13	0
Overvotes	0			0	0	0	0
Undervotes	10			3	5	2	0
Contest Totals	122			56	51	15	0

### DEM Lieutenant Governor

Vote For 1

	TOTAL	VOTE %		Election Day	Early Voting	Ballot By Mail	Provisional
Michelle Beckley	29	46.03%	<div><div></div></div>	8	13	8	0
Mike Collier	34	53.97%	<div><div></div></div>	16	12	6	0
Total Votes Cast	63	100.00%	<div><div></div></div>	24	25	14	0
Overvotes	0			0	0	0	0
Undervotes	2			1	1	0	0
Contest Totals	65			25	26	14	0

### DEM Attorney General

Vote For 1

	TOTAL	VOTE %		Election Day	Early Voting	Ballot By Mail	Provisional
Rochelle Mercedes Garza	39	60.94%	<div><div></div></div>	19	16	4	0
Joe Jaworski	25	39.06%	<div><div></div></div>	6	10	9	0
Total Votes Cast	64	100.00%	<div><div></div></div>	25	26	13	0
Overvotes	0			0	0	0	0
Undervotes	1			0	0	1	0
Contest Totals	65			25	26	14	0

### DEM Comptroller of Public Accounts

Vote For 1

	TOTAL	VOTE %		Election Day	Early Voting	Ballot By Mail	Provisional
Angel Luis Vega	25	39.06%	<div><div></div></div>	11	11	3	0
Janet T. Dudding	39	60.94%	<div><div></div></div>	14	15	10	0
Total Votes Cast	64	100.00%	<div><div></div></div>	25	26	13	0
Overvotes	0			0	0	0	0
Undervotes	1			0	0	1	0
Contest Totals	65			25	26	14	0

## PCT 082

### DEM Commissioner of the General Land Office

Vote For 1

	TOTAL	VOTE %		Election Day	Early Voting	Ballot By Mail	Provision al
Jay Kleberg	36	57.14%	<div><div></div></div>	6	20	10	0
Sandragrace Martinez	27	42.86%	<div><div></div></div>	19	6	2	0
Total Votes Cast	63	100.00%	<div><div></div></div>	25	26	12	0
Overvotes	0			0	0	0	0
Undervotes	2			0	0	2	0
Contest Totals	65			25	26	14	0

### DEM County Chair

Vote For 1

	TOTAL	VOTE %		Election Day	Early Voting	Ballot By Mail	Provision al
Caroline Werner	33	55.00%	<div><div></div></div>	11	16	6	0
Mike Rawlins	27	45.00%	<div><div></div></div>	10	10	7	0
Total Votes Cast	60	100.00%	<div><div></div></div>	21	26	13	0
Overvotes	0			0	0	0	0
Undervotes	5			4	0	1	0
Contest Totals	65			25	26	14	0

## PCT 083

### Statistics

	TOTAL	Election Day	Early Voting	Ballot By Mail	Provisional
Registered Voters - Total	3,992				
Ballots Cast - Total	275	131	101	43	0
Ballots Cast - Republican	220	108	81	31	0
Ballots Cast - Democratic	55	23	20	12	0
Voter Turnout - Total	6.89%				

#### REP Attorney General

Vote For 1

	TOTAL	VOTE %		Election Day	Early Voting	Ballot By Mail	Provisional
George P. Bush	53	24.31%	<div><div></div></div>	20	21	12	0
Ken Paxton	165	75.69%	<div><div></div></div>	88	58	19	0
Total Votes Cast	218	100.00%	<div><div></div></div>	108	79	31	0
Overvotes	0			0	0	0	0
Undervotes	2			0	2	0	0
Contest Totals	220			108	81	31	0

#### REP Commissioner of the General Land Office

Vote For 1

	TOTAL	VOTE %		Election Day	Early Voting	Ballot By Mail	Provisional
Tim Westley	53	26.50%	<div><div></div></div>	28	14	11	0
Dawn Buckingham	147	73.50%	<div><div></div></div>	70	60	17	0
Total Votes Cast	200	100.00%	<div><div></div></div>	98	74	28	0
Overvotes	0			0	0	0	0
Undervotes	20			10	7	3	0
Contest Totals	220			108	81	31	0

#### REP Railroad Commissioner

Vote For 1

	TOTAL	VOTE %		Election Day	Early Voting	Ballot By Mail	Provisional
Sarah Stogner	74	36.45%	<div><div></div></div>	39	30	5	0
Wayne Christian	129	63.55%	<div><div></div></div>	60	48	21	0
Total Votes Cast	203	100.00%	<div><div></div></div>	99	78	26	0
Overvotes	0			0	0	0	0
Undervotes	17			9	3	5	0
Contest Totals	220			108	81	31	0

#### REP Judge, County Court at Law No. 5

Vote For 1

	TOTAL	VOTE %		Election Day	Early Voting	Ballot By Mail	Provisional
Randy Johnson	138	73.80%	<div><div></div></div>	73	46	19	0
Jimmy Angelino	49	26.20%	<div><div></div></div>	20	21	8	0
Total Votes Cast	187	100.00%	<div><div></div></div>	93	67	27	0
Overvotes	0			0	0	0	0
Undervotes	33			15	14	4	0
Contest Totals	220			108	81	31	0

Summary Results Report  
Primary Runoff  
May 24th, 2022

Final Results  
SOVC  
COLLIN COUNTY

## PCT 083

### REP District Clerk

Vote For 1

	TOTAL	VOTE %		Election Day	Early Voting	Ballot By Mail	Provisional
Mike Gould	98	53.26%	<div><div></div></div>	50	34	14	0
Lynne Finley	86	46.74%	<div><div></div></div>	39	36	11	0
Total Votes Cast	184	100.00%	<div><div></div></div>	89	70	25	0
Overvotes	0			0	0	0	0
Undervotes	36			19	11	6	0
Contest Totals	220			108	81	31	0

### DEM Lieutenant Governor

Vote For 1

	TOTAL	VOTE %		Election Day	Early Voting	Ballot By Mail	Provisional
Michelle Beckley	31	57.41%	<div><div></div></div>	11	11	9	0
Mike Collier	23	42.59%	<div><div></div></div>	12	8	3	0
Total Votes Cast	54	100.00%	<div><div></div></div>	23	19	12	0
Overvotes	0			0	0	0	0
Undervotes	1			0	1	0	0
Contest Totals	55			23	20	12	0

### DEM Attorney General

Vote For 1

	TOTAL	VOTE %		Election Day	Early Voting	Ballot By Mail	Provisional
Rochelle Mercedes Garza	29	54.72%	<div><div></div></div>	13	11	5	0
Joe Jaworski	24	45.28%	<div><div></div></div>	10	7	7	0
Total Votes Cast	53	100.00%	<div><div></div></div>	23	18	12	0
Overvotes	0			0	0	0	0
Undervotes	2			0	2	0	0
Contest Totals	55			23	20	12	0

### DEM Comptroller of Public Accounts

Vote For 1

	TOTAL	VOTE %		Election Day	Early Voting	Ballot By Mail	Provisional
Angel Luis Vega	18	34.62%	<div><div></div></div>	7	5	6	0
Janet T. Dudding	34	65.38%	<div><div></div></div>	14	14	6	0
Total Votes Cast	52	100.00%	<div><div></div></div>	21	19	12	0
Overvotes	0			0	0	0	0
Undervotes	3			2	1	0	0
Contest Totals	55			23	20	12	0

## PCT 083

### DEM Commissioner of the General Land Office

Vote For 1

	TOTAL	VOTE %		Election Day	Early Voting	Ballot By Mail	Provision al
Jay Kleberg	31	60.78%	<div><div></div></div>	13	8	10	0
Sandragrace Martinez	20	39.22%	<div><div></div></div>	8	10	2	0
Total Votes Cast	51	100.00%	<div><div></div></div>	21	18	12	0
Overvotes	0			0	0	0	0
Undervotes	4			2	2	0	0
Contest Totals	55			23	20	12	0

### DEM County Chair

Vote For 1

	TOTAL	VOTE %		Election Day	Early Voting	Ballot By Mail	Provision al
Caroline Werner	35	66.04%	<div><div></div></div>	15	14	6	0
Mike Rawlins	18	33.96%	<div><div></div></div>	7	5	6	0
Total Votes Cast	53	100.00%	<div><div></div></div>	22	19	12	0
Overvotes	0			0	0	0	0
Undervotes	2			1	1	0	0
Contest Totals	55			23	20	12	0

## PCT 084

### Statistics

	TOTAL	Election Day	Early Voting	Ballot By Mail	Provisional
Registered Voters - Total	2,400				
Ballots Cast - Total	325	110	190	25	0
Ballots Cast - Republican	223	87	129	7	0
Ballots Cast - Democratic	102	23	61	18	0
Voter Turnout - Total	13.54%				

#### REP Attorney General

Vote For 1

	TOTAL	VOTE %		Election Day	Early Voting	Ballot By Mail	Provisional
George P. Bush	98	44.14%	<div><div></div></div>	38	55	5	0
Ken Paxton	124	55.86%	<div><div></div></div>	49	73	2	0
Total Votes Cast	222	100.00%	<div><div></div></div>	87	128	7	0
Overvotes	0			0	0	0	0
Undervotes	1			0	1	0	0
Contest Totals	223			87	129	7	0

#### REP Commissioner of the General Land Office

Vote For 1

	TOTAL	VOTE %		Election Day	Early Voting	Ballot By Mail	Provisional
Tim Westley	34	17.44%	<div><div></div></div>	11	22	1	0
Dawn Buckingham	161	82.56%	<div><div></div></div>	67	89	5	0
Total Votes Cast	195	100.00%	<div><div></div></div>	78	111	6	0
Overvotes	0			0	0	0	0
Undervotes	28			9	18	1	0
Contest Totals	223			87	129	7	0

#### REP Railroad Commissioner

Vote For 1

	TOTAL	VOTE %		Election Day	Early Voting	Ballot By Mail	Provisional
Sarah Stogner	79	39.50%	<div><div></div></div>	31	43	5	0
Wayne Christian	121	60.50%	<div><div></div></div>	50	70	1	0
Total Votes Cast	200	100.00%	<div><div></div></div>	81	113	6	0
Overvotes	0			0	0	0	0
Undervotes	23			6	16	1	0
Contest Totals	223			87	129	7	0

#### REP State Representative, District 70

Vote For 1

	TOTAL	VOTE %		Election Day	Early Voting	Ballot By Mail	Provisional
Jamee Jolly	109	52.66%	<div><div></div></div>	42	61	6	0
Eric J. Bowlin	98	47.34%	<div><div></div></div>	39	59	0	0
Total Votes Cast	207	100.00%	<div><div></div></div>	81	120	6	0
Overvotes	0			0	0	0	0
Undervotes	16			6	9	1	0
Contest Totals	223			87	129	7	0

## PCT 084

### REP Judge, County Court at Law No. 5

Vote For 1

	TOTAL	VOTE %		Election Day	Early Voting	Ballot By Mail	Provisional
Randy Johnson	136	73.51%	<div><div></div></div>	61	72	3	0
Jimmy Angelino	49	26.49%	<div><div></div></div>	15	32	2	0
Total Votes Cast	185	100.00%	<div><div></div></div>	76	104	5	0
Overvotes	0			0	0	0	0
Undervotes	38			11	25	2	0
Contest Totals	223			87	129	7	0

### REP District Clerk

Vote For 1

	TOTAL	VOTE %		Election Day	Early Voting	Ballot By Mail	Provisional
Mike Gould	119	67.61%	<div><div></div></div>	50	65	4	0
Lynne Finley	57	32.39%	<div><div></div></div>	21	36	0	0
Total Votes Cast	176	100.00%	<div><div></div></div>	71	101	4	0
Overvotes	0			0	0	0	0
Undervotes	47			16	28	3	0
Contest Totals	223			87	129	7	0

### DEM Lieutenant Governor

Vote For 1

	TOTAL	VOTE %		Election Day	Early Voting	Ballot By Mail	Provisional
Michelle Beckley	30	29.41%	<div><div></div></div>	5	19	6	0
Mike Collier	72	70.59%	<div><div></div></div>	18	42	12	0
Total Votes Cast	102	100.00%	<div><div></div></div>	23	61	18	0
Overvotes	0			0	0	0	0
Undervotes	0			0	0	0	0
Contest Totals	102			23	61	18	0

### DEM Attorney General

Vote For 1

	TOTAL	VOTE %		Election Day	Early Voting	Ballot By Mail	Provisional
Rochelle Mercedes Garza	41	40.59%	<div><div></div></div>	8	24	9	0
Joe Jaworski	60	59.41%	<div><div></div></div>	15	36	9	0
Total Votes Cast	101	100.00%	<div><div></div></div>	23	60	18	0
Overvotes	0			0	0	0	0
Undervotes	1			0	1	0	0
Contest Totals	102			23	61	18	0



## PCT 084

### DEM Comptroller of Public Accounts

Vote For 1

	TOTAL	VOTE %		Election Day	Early Voting	Ballot By Mail	Provision al
Angel Luis Vega	28	28.28%	<div><div></div></div>	7	17	4	0
Janet T. Dudding	71	71.72%	<div><div></div></div>	15	42	14	0
Total Votes Cast	99	100.00%	<div><div></div></div>	22	59	18	0
Overvotes	0			0	0	0	0
Undervotes	3			1	2	0	0
Contest Totals	102			23	61	18	0

### DEM Commissioner of the General Land Office

Vote For 1

	TOTAL	VOTE %		Election Day	Early Voting	Ballot By Mail	Provision al
Jay Kleberg	66	68.04%	<div><div></div></div>	15	43	8	0
Sandragrace Martinez	31	31.96%	<div><div></div></div>	6	16	9	0
Total Votes Cast	97	100.00%	<div><div></div></div>	21	59	17	0
Overvotes	0			0	0	0	0
Undervotes	5			2	2	1	0
Contest Totals	102			23	61	18	0

### DEM State Representative, District 70

Vote For 1

	TOTAL	VOTE %		Election Day	Early Voting	Ballot By Mail	Provision al
Mihaela Elizabeth Plesa	38	37.62%	<div><div></div></div>	12	22	4	0
Cassandra Garcia Hernandez	63	62.38%	<div><div></div></div>	11	39	13	0
Total Votes Cast	101	100.00%	<div><div></div></div>	23	61	17	0
Overvotes	0			0	0	0	0
Undervotes	1			0	0	1	0
Contest Totals	102			23	61	18	0

### DEM County Chair

Vote For 1

	TOTAL	VOTE %		Election Day	Early Voting	Ballot By Mail	Provision al
Caroline Werner	40	40.82%	<div><div></div></div>	9	24	7	0
Mike Rawlins	58	59.18%	<div><div></div></div>	13	35	10	0
Total Votes Cast	98	100.00%	<div><div></div></div>	22	59	17	0
Overvotes	0			0	0	0	0
Undervotes	4			1	2	1	0
Contest Totals	102			23	61	18	0

## PCT 085

### Statistics

	TOTAL	Election Day	Early Voting	Ballot By Mail	Provisional
Registered Voters - Total	3,175				
Ballots Cast - Total	262	109	113	40	0
Ballots Cast - Republican	152	72	61	19	0
Ballots Cast - Democratic	110	37	52	21	0
Voter Turnout - Total	8.25%				

#### REP Attorney General

Vote For 1

	TOTAL	VOTE %		Election Day	Early Voting	Ballot By Mail	Provisional
George P. Bush	57	37.50%	<div><div></div></div>	22	23	12	0
Ken Paxton	95	62.50%	<div><div></div></div>	50	38	7	0
Total Votes Cast	152	100.00%	<div><div></div></div>	72	61	19	0
Overvotes	0			0	0	0	0
Undervotes	0			0	0	0	0
Contest Totals	152			72	61	19	0

#### REP Commissioner of the General Land Office

Vote For 1

	TOTAL	VOTE %		Election Day	Early Voting	Ballot By Mail	Provisional
Tim Westley	34	24.82%	<div><div></div></div>	14	16	4	0
Dawn Buckingham	103	75.18%	<div><div></div></div>	47	42	14	0
Total Votes Cast	137	100.00%	<div><div></div></div>	61	58	18	0
Overvotes	0			0	0	0	0
Undervotes	15			11	3	1	0
Contest Totals	152			72	61	19	0

#### REP Railroad Commissioner

Vote For 1

	TOTAL	VOTE %		Election Day	Early Voting	Ballot By Mail	Provisional
Sarah Stogner	49	35.51%	<div><div></div></div>	22	16	11	0
Wayne Christian	89	64.49%	<div><div></div></div>	40	41	8	0
Total Votes Cast	138	100.00%	<div><div></div></div>	62	57	19	0
Overvotes	0			0	0	0	0
Undervotes	14			10	4	0	0
Contest Totals	152			72	61	19	0

#### REP Judge, County Court at Law No. 5

Vote For 1

	TOTAL	VOTE %		Election Day	Early Voting	Ballot By Mail	Provisional
Randy Johnson	78	59.09%	<div><div></div></div>	39	27	12	0
Jimmy Angelino	54	40.91%	<div><div></div></div>	20	29	5	0
Total Votes Cast	132	100.00%	<div><div></div></div>	59	56	17	0
Overvotes	0			0	0	0	0
Undervotes	20			13	5	2	0
Contest Totals	152			72	61	19	0

Summary Results Report  
Primary Runoff  
May 24th, 2022

Final Results  
SOVC  
COLLIN COUNTY

## PCT 085

### REP District Clerk

Vote For 1

	TOTAL	VOTE %		Election Day	Early Voting	Ballot By Mail	Provisional
Mike Gould	80	60.61%	<div><div></div></div>	37	38	5	0
Lynne Finley	52	39.39%	<div><div></div></div>	21	19	12	0
Total Votes Cast	132	100.00%	<div><div></div></div>	58	57	17	0
Overvotes	0			0	0	0	0
Undervotes	20			14	4	2	0
Contest Totals	152			72	61	19	0

### DEM Lieutenant Governor

Vote For 1

	TOTAL	VOTE %		Election Day	Early Voting	Ballot By Mail	Provisional
Michelle Beckley	34	32.38%	<div><div></div></div>	16	13	5	0
Mike Collier	71	67.62%	<div><div></div></div>	20	37	14	0
Total Votes Cast	105	100.00%	<div><div></div></div>	36	50	19	0
Overvotes	0			0	0	0	0
Undervotes	5			1	2	2	0
Contest Totals	110			37	52	21	0

### DEM Attorney General

Vote For 1

	TOTAL	VOTE %		Election Day	Early Voting	Ballot By Mail	Provisional
Rochelle Mercedes Garza	51	48.11%	<div><div></div></div>	15	25	11	0
Joe Jaworski	55	51.89%	<div><div></div></div>	21	26	8	0
Total Votes Cast	106	100.00%	<div><div></div></div>	36	51	19	0
Overvotes	0			0	0	0	0
Undervotes	4			1	1	2	0
Contest Totals	110			37	52	21	0

### DEM Comptroller of Public Accounts

Vote For 1

	TOTAL	VOTE %		Election Day	Early Voting	Ballot By Mail	Provisional
Angel Luis Vega	34	33.66%	<div><div></div></div>	13	12	9	0
Janet T. Dudding	67	66.34%	<div><div></div></div>	21	36	10	0
Total Votes Cast	101	100.00%	<div><div></div></div>	34	48	19	0
Overvotes	0			0	0	0	0
Undervotes	9			3	4	2	0
Contest Totals	110			37	52	21	0

## PCT 085

### DEM Commissioner of the General Land Office

Vote For 1

	TOTAL	VOTE %		Election Day	Early Voting	Ballot By Mail	Provision al
Jay Kleberg	63	63.64%	<div><div></div></div>	18	34	11	0
Sandragrace Martinez	36	36.36%	<div><div></div></div>	15	14	7	0
Total Votes Cast	99	100.00%	<div><div></div></div>	33	48	18	0
Overvotes	0			0	0	0	0
Undervotes	11			4	4	3	0
Contest Totals	110			37	52	21	0

### DEM County Chair

Vote For 1

	TOTAL	VOTE %		Election Day	Early Voting	Ballot By Mail	Provision al
Caroline Werner	61	57.55%	<div><div></div></div>	23	28	10	0
Mike Rawlins	45	42.45%	<div><div></div></div>	12	24	9	0
Total Votes Cast	106	100.00%	<div><div></div></div>	35	52	19	0
Overvotes	0			0	0	0	0
Undervotes	4			2	0	2	0
Contest Totals	110			37	52	21	0

## PCT 086

### Statistics

	TOTAL	Election Day	Early Voting	Ballot By Mail	Provisional
Registered Voters - Total	2,913				
Ballots Cast - Total	342	126	181	35	0
Ballots Cast - Republican	253	99	130	24	0
Ballots Cast - Democratic	89	27	51	11	0
Voter Turnout - Total	11.74%				

### REP Attorney General

Vote For 1

	TOTAL	VOTE %		Election Day	Early Voting	Ballot By Mail	Provisional
George P. Bush	111	44.22%	<div><div></div></div>	41	54	16	0
Ken Paxton	140	55.78%	<div><div></div></div>	58	74	8	0
Total Votes Cast	251	100.00%	<div><div></div></div>	99	128	24	0
Overvotes	0			0	0	0	0
Undervotes	2			0	2	0	0
Contest Totals	253			99	130	24	0

### REP Commissioner of the General Land Office

Vote For 1

	TOTAL	VOTE %		Election Day	Early Voting	Ballot By Mail	Provisional
Tim Westley	56	24.56%	<div><div></div></div>	22	24	10	0
Dawn Buckingham	172	75.44%	<div><div></div></div>	61	99	12	0
Total Votes Cast	228	100.00%	<div><div></div></div>	83	123	22	0
Overvotes	0			0	0	0	0
Undervotes	25			16	7	2	0
Contest Totals	253			99	130	24	0

### REP Railroad Commissioner

Vote For 1

	TOTAL	VOTE %		Election Day	Early Voting	Ballot By Mail	Provisional
Sarah Stogner	82	35.50%	<div><div></div></div>	39	35	8	0
Wayne Christian	149	64.50%	<div><div></div></div>	46	89	14	0
Total Votes Cast	231	100.00%	<div><div></div></div>	85	124	22	0
Overvotes	0			0	0	0	0
Undervotes	22			14	6	2	0
Contest Totals	253			99	130	24	0

### REP Judge, County Court at Law No. 5

Vote For 1

	TOTAL	VOTE %		Election Day	Early Voting	Ballot By Mail	Provisional
Randy Johnson	136	63.26%	<div><div></div></div>	40	80	16	0
Jimmy Angelino	79	36.74%	<div><div></div></div>	37	37	5	0
Total Votes Cast	215	100.00%	<div><div></div></div>	77	117	21	0
Overvotes	0			0	0	0	0
Undervotes	38			22	13	3	0
Contest Totals	253			99	130	24	0

Summary Results Report  
Primary Runoff  
May 24th, 2022

Final Results  
SOVC  
COLLIN COUNTY

## PCT 086

### REP District Clerk

Vote For 1

	TOTAL	VOTE %		Election Day	Early Voting	Ballot By Mail	Provisional
Mike Gould	108	49.32%	<div><div></div></div>	38	65	5	0
Lynne Finley	111	50.68%	<div><div></div></div>	43	52	16	0
Total Votes Cast	219	100.00%	<div><div></div></div>	81	117	21	0
Overvotes	0			0	0	0	0
Undervotes	34			18	13	3	0
Contest Totals	253			99	130	24	0

### DEM Lieutenant Governor

Vote For 1

	TOTAL	VOTE %		Election Day	Early Voting	Ballot By Mail	Provisional
Michelle Beckley	37	42.05%	<div><div></div></div>	12	19	6	0
Mike Collier	51	57.95%	<div><div></div></div>	15	31	5	0
Total Votes Cast	88	100.00%	<div><div></div></div>	27	50	11	0
Overvotes	0			0	0	0	0
Undervotes	1			0	1	0	0
Contest Totals	89			27	51	11	0

### DEM Attorney General

Vote For 1

	TOTAL	VOTE %		Election Day	Early Voting	Ballot By Mail	Provisional
Rochelle Mercedes Garza	48	55.81%	<div><div></div></div>	13	29	6	0
Joe Jaworski	38	44.19%	<div><div></div></div>	14	20	4	0
Total Votes Cast	86	100.00%	<div><div></div></div>	27	49	10	0
Overvotes	0			0	0	0	0
Undervotes	3			0	2	1	0
Contest Totals	89			27	51	11	0

### DEM Comptroller of Public Accounts

Vote For 1

	TOTAL	VOTE %		Election Day	Early Voting	Ballot By Mail	Provisional
Angel Luis Vega	25	30.12%	<div><div></div></div>	10	8	7	0
Janet T. Dudding	58	69.88%	<div><div></div></div>	17	38	3	0
Total Votes Cast	83	100.00%	<div><div></div></div>	27	46	10	0
Overvotes	0			0	0	0	0
Undervotes	6			0	5	1	0
Contest Totals	89			27	51	11	0

## PCT 086

### DEM Commissioner of the General Land Office

Vote For 1

	TOTAL	VOTE %		Election Day	Early Voting	Ballot By Mail	Provision al
Jay Kleberg	58	67.44%	<div><div></div></div>	19	34	5	0
Sandragrace Martinez	28	32.56%	<div><div></div></div>	8	15	5	0
Total Votes Cast	86	100.00%	<div><div></div></div>	27	49	10	0
Overvotes	0			0	0	0	0
Undervotes	3			0	2	1	0
Contest Totals	89			27	51	11	0

### DEM County Chair

Vote For 1

	TOTAL	VOTE %		Election Day	Early Voting	Ballot By Mail	Provision al
Caroline Werner	55	63.22%	<div><div></div></div>	18	34	3	0
Mike Rawlins	32	36.78%	<div><div></div></div>	9	16	7	0
Total Votes Cast	87	100.00%	<div><div></div></div>	27	50	10	0
Overvotes	0			0	0	0	0
Undervotes	2			0	1	1	0
Contest Totals	89			27	51	11	0

Summary Results Report  
Primary Runoff  
May 24th, 2022

Final Results  
SOVC  
COLLIN COUNTY

## PCT 087

### Statistics

	TOTAL	Election Day	Early Voting	Ballot By Mail	Provisional
Registered Voters - Total	2,883				
Ballots Cast - Total	42	27	15	0	0
Ballots Cast - Republican	30	17	13	0	0
Ballots Cast - Democratic	12	10	2	0	0
Voter Turnout - Total	1.46%				

#### REP Attorney General

Vote For 1

	TOTAL	VOTE %		Election Day	Early Voting	Ballot By Mail	Provisional
George P. Bush	12	40.00%	<div><div></div></div>	4	8	0	0
Ken Paxton	18	60.00%	<div><div></div></div>	13	5	0	0
Total Votes Cast	30	100.00%	<div><div></div></div>	17	13	0	0
Overvotes	0			0	0	0	0
Undervotes	0			0	0	0	0
Contest Totals	30			17	13	0	0

#### REP Commissioner of the General Land Office

Vote For 1

	TOTAL	VOTE %		Election Day	Early Voting	Ballot By Mail	Provisional
Tim Westley	6	24.00%	<div><div></div></div>	1	5	0	0
Dawn Buckingham	19	76.00%	<div><div></div></div>	13	6	0	0
Total Votes Cast	25	100.00%	<div><div></div></div>	14	11	0	0
Overvotes	0			0	0	0	0
Undervotes	5			3	2	0	0
Contest Totals	30			17	13	0	0

#### REP Railroad Commissioner

Vote For 1

	TOTAL	VOTE %		Election Day	Early Voting	Ballot By Mail	Provisional
Sarah Stogner	9	39.13%	<div><div></div></div>	2	7	0	0
Wayne Christian	14	60.87%	<div><div></div></div>	10	4	0	0
Total Votes Cast	23	100.00%	<div><div></div></div>	12	11	0	0
Overvotes	0			0	0	0	0
Undervotes	7			5	2	0	0
Contest Totals	30			17	13	0	0

#### REP State Representative, District 61

Vote For 1

	TOTAL	VOTE %		Election Day	Early Voting	Ballot By Mail	Provisional
Frederick Frazier	16	57.14%	<div><div></div></div>	5	11	0	0
Paul Chabot	12	42.86%	<div><div></div></div>	10	2	0	0
Total Votes Cast	28	100.00%	<div><div></div></div>	15	13	0	0
Overvotes	0			0	0	0	0
Undervotes	2			2	0	0	0
Contest Totals	30			17	13	0	0



Summary Results Report  
Primary Runoff  
May 24th, 2022

Final Results  
SOVC  
COLLIN COUNTY

## PCT 087

### REP Judge, County Court at Law No. 5

Vote For 1

	TOTAL	VOTE %		Election Day	Early Voting	Ballot By Mail	Provisional
Randy Johnson	14	60.87%	<div><div></div></div>	5	9	0	0
Jimmy Angelino	9	39.13%	<div><div></div></div>	8	1	0	0
Total Votes Cast	23	100.00%	<div><div></div></div>	13	10	0	0
Overvotes	0			0	0	0	0
Undervotes	7			4	3	0	0
Contest Totals	30			17	13	0	0

### REP District Clerk

Vote For 1

	TOTAL	VOTE %		Election Day	Early Voting	Ballot By Mail	Provisional
Mike Gould	10	41.67%	<div><div></div></div>	8	2	0	0
Lynne Finley	14	58.33%	<div><div></div></div>	5	9	0	0
Total Votes Cast	24	100.00%	<div><div></div></div>	13	11	0	0
Overvotes	0			0	0	0	0
Undervotes	6			4	2	0	0
Contest Totals	30			17	13	0	0

### DEM Lieutenant Governor

Vote For 1

	TOTAL	VOTE %		Election Day	Early Voting	Ballot By Mail	Provisional
Michelle Beckley	8	66.67%	<div><div></div></div>	7	1	0	0
Mike Collier	4	33.33%	<div><div></div></div>	3	1	0	0
Total Votes Cast	12	100.00%	<div><div></div></div>	10	2	0	0
Overvotes	0			0	0	0	0
Undervotes	0			0	0	0	0
Contest Totals	12			10	2	0	0

### DEM Attorney General

Vote For 1

	TOTAL	VOTE %		Election Day	Early Voting	Ballot By Mail	Provisional
Rochelle Mercedes Garza	11	91.67%	<div><div></div></div>	9	2	0	0
Joe Jaworski	1	8.33%	<div><div></div></div>	1	0	0	0
Total Votes Cast	12	100.00%	<div><div></div></div>	10	2	0	0
Overvotes	0			0	0	0	0
Undervotes	0			0	0	0	0
Contest Totals	12			10	2	0	0

## PCT 087

### DEM Comptroller of Public Accounts

Vote For 1

	TOTAL	VOTE %		Election Day	Early Voting	Ballot By Mail	Provision al
Angel Luis Vega	5	41.67%	<div><div></div></div>	5	0	0	0
Janet T. Dudding	7	58.33%	<div><div></div></div>	5	2	0	0
Total Votes Cast	12	100.00%	<div><div></div></div>	10	2	0	0
Overvotes	0			0	0	0	0
Undervotes	0			0	0	0	0
Contest Totals	12			10	2	0	0

### DEM Commissioner of the General Land Office

Vote For 1

	TOTAL	VOTE %		Election Day	Early Voting	Ballot By Mail	Provision al
Jay Kleberg	5	41.67%	<div><div></div></div>	4	1	0	0
Sandragrace Martinez	7	58.33%	<div><div></div></div>	6	1	0	0
Total Votes Cast	12	100.00%	<div><div></div></div>	10	2	0	0
Overvotes	0			0	0	0	0
Undervotes	0			0	0	0	0
Contest Totals	12			10	2	0	0

### DEM County Chair

Vote For 1

	TOTAL	VOTE %		Election Day	Early Voting	Ballot By Mail	Provision al
Caroline Werner	9	75.00%	<div><div></div></div>	7	2	0	0
Mike Rawlins	3	25.00%	<div><div></div></div>	3	0	0	0
Total Votes Cast	12	100.00%	<div><div></div></div>	10	2	0	0
Overvotes	0			0	0	0	0
Undervotes	0			0	0	0	0
Contest Totals	12			10	2	0	0

## PCT 088

### Statistics

	TOTAL	Election Day	Early Voting	Ballot By Mail	Provisional
Registered Voters - Total	2,054				
Ballots Cast - Total	80	31	45	4	0
Ballots Cast - Republican	39	17	22	0	0
Ballots Cast - Democratic	41	14	23	4	0
Voter Turnout - Total	3.89%				

#### REP Attorney General

Vote For 1

	TOTAL	VOTE %		Election Day	Early Voting	Ballot By Mail	Provisional
George P. Bush	16	41.03%	<div><div></div></div>	6	10	0	0
Ken Paxton	23	58.97%	<div><div></div></div>	11	12	0	0
Total Votes Cast	39	100.00%	<div><div></div></div>	17	22	0	0
Overvotes	0			0	0	0	0
Undervotes	0			0	0	0	0
Contest Totals	39			17	22	0	0

#### REP Commissioner of the General Land Office

Vote For 1

	TOTAL	VOTE %		Election Day	Early Voting	Ballot By Mail	Provisional
Tim Westley	16	48.48%	<div><div></div></div>	7	9	0	0
Dawn Buckingham	17	51.52%	<div><div></div></div>	6	11	0	0
Total Votes Cast	33	100.00%	<div><div></div></div>	13	20	0	0
Overvotes	0			0	0	0	0
Undervotes	6			4	2	0	0
Contest Totals	39			17	22	0	0

#### REP Railroad Commissioner

Vote For 1

	TOTAL	VOTE %		Election Day	Early Voting	Ballot By Mail	Provisional
Sarah Stogner	7	21.88%	<div><div></div></div>	3	4	0	0
Wayne Christian	25	78.12%	<div><div></div></div>	9	16	0	0
Total Votes Cast	32	100.00%	<div><div></div></div>	12	20	0	0
Overvotes	0			0	0	0	0
Undervotes	7			5	2	0	0
Contest Totals	39			17	22	0	0

#### REP State Representative, District 70

Vote For 1

	TOTAL	VOTE %		Election Day	Early Voting	Ballot By Mail	Provisional
Jamee Jolly	21	56.76%	<div><div></div></div>	6	15	0	0
Eric J. Bowlin	16	43.24%	<div><div></div></div>	9	7	0	0
Total Votes Cast	37	100.00%	<div><div></div></div>	15	22	0	0
Overvotes	0			0	0	0	0
Undervotes	2			2	0	0	0
Contest Totals	39			17	22	0	0

## PCT 088

### REP Judge, County Court at Law No. 5

Vote For 1

	TOTAL	VOTE %		Election Day	Early Voting	Ballot By Mail	Provisional
Randy Johnson	21	61.76%	<div><div></div></div>	10	11	0	0
Jimmy Angelino	13	38.24%	<div><div></div></div>	4	9	0	0
Total Votes Cast	34	100.00%	<div><div></div></div>	14	20	0	0
Overvotes	0			0	0	0	0
Undervotes	5			3	2	0	0
Contest Totals	39			17	22	0	0

### REP District Clerk

Vote For 1

	TOTAL	VOTE %		Election Day	Early Voting	Ballot By Mail	Provisional
Mike Gould	22	70.97%	<div><div></div></div>	8	14	0	0
Lynne Finley	9	29.03%	<div><div></div></div>	3	6	0	0
Total Votes Cast	31	100.00%	<div><div></div></div>	11	20	0	0
Overvotes	0			0	0	0	0
Undervotes	8			6	2	0	0
Contest Totals	39			17	22	0	0

### DEM Lieutenant Governor

Vote For 1

	TOTAL	VOTE %		Election Day	Early Voting	Ballot By Mail	Provisional
Michelle Beckley	15	36.59%	<div><div></div></div>	6	9	0	0
Mike Collier	26	63.41%	<div><div></div></div>	8	14	4	0
Total Votes Cast	41	100.00%	<div><div></div></div>	14	23	4	0
Overvotes	0			0	0	0	0
Undervotes	0			0	0	0	0
Contest Totals	41			14	23	4	0

### DEM Attorney General

Vote For 1

	TOTAL	VOTE %		Election Day	Early Voting	Ballot By Mail	Provisional
Rochelle Mercedes Garza	17	41.46%	<div><div></div></div>	6	10	1	0
Joe Jaworski	24	58.54%	<div><div></div></div>	8	13	3	0
Total Votes Cast	41	100.00%	<div><div></div></div>	14	23	4	0
Overvotes	0			0	0	0	0
Undervotes	0			0	0	0	0
Contest Totals	41			14	23	4	0

## PCT 088

### DEM Comptroller of Public Accounts

Vote For 1

	TOTAL	VOTE %		Election Day	Early Voting	Ballot By Mail	Provisional
Angel Luis Vega	12	29.27%	<div><div></div></div>	3	8	1	0
Janet T. Dudding	29	70.73%	<div><div></div></div>	11	15	3	0
Total Votes Cast	41	100.00%	<div><div></div></div>	14	23	4	0
Overvotes	0			0	0	0	0
Undervotes	0			0	0	0	0
Contest Totals	41			14	23	4	0

### DEM Commissioner of the General Land Office

Vote For 1

	TOTAL	VOTE %		Election Day	Early Voting	Ballot By Mail	Provisional
Jay Kleberg	26	63.41%	<div><div></div></div>	9	13	4	0
Sandragrace Martinez	15	36.59%	<div><div></div></div>	5	10	0	0
Total Votes Cast	41	100.00%	<div><div></div></div>	14	23	4	0
Overvotes	0			0	0	0	0
Undervotes	0			0	0	0	0
Contest Totals	41			14	23	4	0

### DEM State Representative, District 70

Vote For 1

	TOTAL	VOTE %		Election Day	Early Voting	Ballot By Mail	Provisional
Mihaela Elizabeth Plesa	26	63.41%	<div><div></div></div>	12	12	2	0
Cassandra Garcia Hernandez	15	36.59%	<div><div></div></div>	2	11	2	0
Total Votes Cast	41	100.00%	<div><div></div></div>	14	23	4	0
Overvotes	0			0	0	0	0
Undervotes	0			0	0	0	0
Contest Totals	41			14	23	4	0

### DEM County Chair

Vote For 1

	TOTAL	VOTE %		Election Day	Early Voting	Ballot By Mail	Provisional
Caroline Werner	22	56.41%	<div><div></div></div>	9	13	0	0
Mike Rawlins	17	43.59%	<div><div></div></div>	5	8	4	0
Total Votes Cast	39	100.00%	<div><div></div></div>	14	21	4	0
Overvotes	0			0	0	0	0
Undervotes	2			0	2	0	0
Contest Totals	41			14	23	4	0

## PCT 089

### Statistics

	TOTAL	Election Day	Early Voting	Ballot By Mail	Provisional
Registered Voters - Total	3,195				
Ballots Cast - Total	275	103	143	29	0
Ballots Cast - Republican	195	76	105	14	0
Ballots Cast - Democratic	80	27	38	15	0
Voter Turnout - Total	8.61%				

#### REP Attorney General

Vote For 1

	TOTAL	VOTE %		Election Day	Early Voting	Ballot By Mail	Provisional
George P. Bush	76	38.97%	<div><div></div></div>	24	43	9	0
Ken Paxton	119	61.03%	<div><div></div></div>	52	62	5	0
Total Votes Cast	195	100.00%	<div><div></div></div>	76	105	14	0
Overvotes	0			0	0	0	0
Undervotes	0			0	0	0	0
Contest Totals	195			76	105	14	0

#### REP Commissioner of the General Land Office

Vote For 1

	TOTAL	VOTE %		Election Day	Early Voting	Ballot By Mail	Provisional
Tim Westley	37	20.56%	<div><div></div></div>	10	21	6	0
Dawn Buckingham	143	79.44%	<div><div></div></div>	58	77	8	0
Total Votes Cast	180	100.00%	<div><div></div></div>	68	98	14	0
Overvotes	0			0	0	0	0
Undervotes	15			8	7	0	0
Contest Totals	195			76	105	14	0

#### REP Railroad Commissioner

Vote For 1

	TOTAL	VOTE %		Election Day	Early Voting	Ballot By Mail	Provisional
Sarah Stogner	68	37.16%	<div><div></div></div>	28	33	7	0
Wayne Christian	115	62.84%	<div><div></div></div>	43	65	7	0
Total Votes Cast	183	100.00%	<div><div></div></div>	71	98	14	0
Overvotes	0			0	0	0	0
Undervotes	12			5	7	0	0
Contest Totals	195			76	105	14	0

#### REP Judge, County Court at Law No. 5

Vote For 1

	TOTAL	VOTE %		Election Day	Early Voting	Ballot By Mail	Provisional
Randy Johnson	116	68.64%	<div><div></div></div>	52	55	9	0
Jimmy Angelino	53	31.36%	<div><div></div></div>	14	34	5	0
Total Votes Cast	169	100.00%	<div><div></div></div>	66	89	14	0
Overvotes	0			0	0	0	0
Undervotes	26			10	16	0	0
Contest Totals	195			76	105	14	0

Summary Results Report  
Primary Runoff  
May 24th, 2022

Final Results  
SOVC  
COLLIN COUNTY

## PCT 089

### REP District Clerk

Vote For 1

	TOTAL	VOTE %		Election Day	Early Voting	Ballot By Mail	Provisional
Mike Gould	120	69.77%	<div><div></div></div>	45	67	8	0
Lynne Finley	52	30.23%	<div><div></div></div>	22	24	6	0
Total Votes Cast	172	100.00%	<div><div></div></div>	67	91	14	0
Overvotes	0			0	0	0	0
Undervotes	23			9	14	0	0
Contest Totals	195			76	105	14	0

### DEM Lieutenant Governor

Vote For 1

	TOTAL	VOTE %		Election Day	Early Voting	Ballot By Mail	Provisional
Michelle Beckley	29	36.71%	<div><div></div></div>	14	12	3	0
Mike Collier	50	63.29%	<div><div></div></div>	12	26	12	0
Total Votes Cast	79	100.00%	<div><div></div></div>	26	38	15	0
Overvotes	0			0	0	0	0
Undervotes	1			1	0	0	0
Contest Totals	80			27	38	15	0

### DEM Attorney General

Vote For 1

	TOTAL	VOTE %		Election Day	Early Voting	Ballot By Mail	Provisional
Rochelle Mercedes Garza	36	45.57%	<div><div></div></div>	17	11	8	0
Joe Jaworski	43	54.43%	<div><div></div></div>	10	26	7	0
Total Votes Cast	79	100.00%	<div><div></div></div>	27	37	15	0
Overvotes	0			0	0	0	0
Undervotes	1			0	1	0	0
Contest Totals	80			27	38	15	0

### DEM Comptroller of Public Accounts

Vote For 1

	TOTAL	VOTE %		Election Day	Early Voting	Ballot By Mail	Provisional
Angel Luis Vega	23	30.26%	<div><div></div></div>	8	13	2	0
Janet T. Dudding	53	69.74%	<div><div></div></div>	17	23	13	0
Total Votes Cast	76	100.00%	<div><div></div></div>	25	36	15	0
Overvotes	0			0	0	0	0
Undervotes	4			2	2	0	0
Contest Totals	80			27	38	15	0

## PCT 089

### DEM Commissioner of the General Land Office

Vote For 1

	TOTAL	VOTE %		Election Day	Early Voting	Ballot By Mail	Provision al
Jay Kleberg	54	69.23%	<div><div></div></div>	16	28	10	0
Sandragrace Martinez	24	30.77%	<div><div></div></div>	10	9	5	0
Total Votes Cast	78	100.00%	<div><div></div></div>	26	37	15	0
Overvotes	0			0	0	0	0
Undervotes	2			1	1	0	0
Contest Totals	80			27	38	15	0

### DEM County Chair

Vote For 1

	TOTAL	VOTE %		Election Day	Early Voting	Ballot By Mail	Provision al
Caroline Werner	35	44.87%	<div><div></div></div>	13	19	3	0
Mike Rawlins	43	55.13%	<div><div></div></div>	13	18	12	0
Total Votes Cast	78	100.00%	<div><div></div></div>	26	37	15	0
Overvotes	0			0	0	0	0
Undervotes	2			1	1	0	0
Contest Totals	80			27	38	15	0



## PCT 090

### Statistics

	TOTAL	Election Day	Early Voting	Ballot By Mail	Provisional
Registered Voters - Total	3,242				
Ballots Cast - Total	367	172	163	32	0
Ballots Cast - Republican	315	146	141	28	0
Ballots Cast - Democratic	52	26	22	4	0
Voter Turnout - Total	11.32%				

### REP Attorney General

Vote For 1

	TOTAL	VOTE %		Election Day	Early Voting	Ballot By Mail	Provisional
George P. Bush	151	47.94%	<div><div></div></div>	61	74	16	0
Ken Paxton	164	52.06%	<div><div></div></div>	85	67	12	0
Total Votes Cast	315	100.00%	<div><div></div></div>	146	141	28	0
Overvotes	0			0	0	0	0
Undervotes	0			0	0	0	0
Contest Totals	315			146	141	28	0

### REP Commissioner of the General Land Office

Vote For 1

	TOTAL	VOTE %		Election Day	Early Voting	Ballot By Mail	Provisional
Tim Westley	65	24.07%	<div><div></div></div>	34	29	2	0
Dawn Buckingham	205	75.93%	<div><div></div></div>	92	91	22	0
Total Votes Cast	270	100.00%	<div><div></div></div>	126	120	24	0
Overvotes	0			0	0	0	0
Undervotes	45			20	21	4	0
Contest Totals	315			146	141	28	0

### REP Railroad Commissioner

Vote For 1

	TOTAL	VOTE %		Election Day	Early Voting	Ballot By Mail	Provisional
Sarah Stogner	111	38.28%	<div><div></div></div>	46	60	5	0
Wayne Christian	179	61.72%	<div><div></div></div>	91	71	17	0
Total Votes Cast	290	100.00%	<div><div></div></div>	137	131	22	0
Overvotes	0			0	0	0	0
Undervotes	25			9	10	6	0
Contest Totals	315			146	141	28	0

### REP Judge, County Court at Law No. 5

Vote For 1

	TOTAL	VOTE %		Election Day	Early Voting	Ballot By Mail	Provisional
Randy Johnson	156	61.66%	<div><div></div></div>	72	73	11	0
Jimmy Angelino	97	38.34%	<div><div></div></div>	46	42	9	0
Total Votes Cast	253	100.00%	<div><div></div></div>	118	115	20	0
Overvotes	0			0	0	0	0
Undervotes	62			28	26	8	0
Contest Totals	315			146	141	28	0

Summary Results Report  
Primary Runoff  
May 24th, 2022

Final Results  
SOVC  
COLLIN COUNTY

## PCT 090

### REP District Clerk

Vote For 1

	TOTAL	VOTE %		Election Day	Early Voting	Ballot By Mail	Provisional
Mike Gould	129	52.02%	<div><div></div></div>	64	60	5	0
Lynne Finley	119	47.98%	<div><div></div></div>	51	52	16	0
Total Votes Cast	248	100.00%	<div><div></div></div>	115	112	21	0
Overvotes	0			0	0	0	0
Undervotes	67			31	29	7	0
Contest Totals	315			146	141	28	0

### DEM Lieutenant Governor

Vote For 1

	TOTAL	VOTE %		Election Day	Early Voting	Ballot By Mail	Provisional
Michelle Beckley	24	47.06%	<div><div></div></div>	13	11	0	0
Mike Collier	27	52.94%	<div><div></div></div>	12	11	4	0
Total Votes Cast	51	100.00%	<div><div></div></div>	25	22	4	0
Overvotes	0			0	0	0	0
Undervotes	1			1	0	0	0
Contest Totals	52			26	22	4	0

### DEM Attorney General

Vote For 1

	TOTAL	VOTE %		Election Day	Early Voting	Ballot By Mail	Provisional
Rochelle Mercedes Garza	30	58.82%	<div><div></div></div>	16	13	1	0
Joe Jaworski	21	41.18%	<div><div></div></div>	9	9	3	0
Total Votes Cast	51	100.00%	<div><div></div></div>	25	22	4	0
Overvotes	0			0	0	0	0
Undervotes	1			1	0	0	0
Contest Totals	52			26	22	4	0

### DEM Comptroller of Public Accounts

Vote For 1

	TOTAL	VOTE %		Election Day	Early Voting	Ballot By Mail	Provisional
Angel Luis Vega	13	27.66%	<div><div></div></div>	8	5	0	0
Janet T. Dudding	34	72.34%	<div><div></div></div>	15	15	4	0
Total Votes Cast	47	100.00%	<div><div></div></div>	23	20	4	0
Overvotes	0			0	0	0	0
Undervotes	5			3	2	0	0
Contest Totals	52			26	22	4	0

## PCT 090

### DEM Commissioner of the General Land Office

Vote For 1

	TOTAL	VOTE %		Election Day	Early Voting	Ballot By Mail	Provision al
Jay Kleberg	36	73.47%	<div><div></div></div>	16	16	4	0
Sandragrace Martinez	13	26.53%	<div><div></div></div>	8	5	0	0
Total Votes Cast	49	100.00%	<div><div></div></div>	24	21	4	0
Overvotes	0			0	0	0	0
Undervotes	3			2	1	0	0
Contest Totals	52			26	22	4	0

### DEM County Chair

Vote For 1

	TOTAL	VOTE %		Election Day	Early Voting	Ballot By Mail	Provision al
Caroline Werner	25	53.19%	<div><div></div></div>	12	12	1	0
Mike Rawlins	22	46.81%	<div><div></div></div>	10	9	3	0
Total Votes Cast	47	100.00%	<div><div></div></div>	22	21	4	0
Overvotes	0			0	0	0	0
Undervotes	5			4	1	0	0
Contest Totals	52			26	22	4	0

## PCT 091

### Statistics

	TOTAL	Election Day	Early Voting	Ballot By Mail	Provisional
Registered Voters - Total	2,303				
Ballots Cast - Total	234	90	123	21	0
Ballots Cast - Republican	149	56	82	11	0
Ballots Cast - Democratic	85	34	41	10	0
Voter Turnout - Total	10.16%				

#### REP Attorney General

Vote For 1

	TOTAL	VOTE %		Election Day	Early Voting	Ballot By Mail	Provisional
George P. Bush	71	47.97%	<div><div></div></div>	24	40	7	0
Ken Paxton	77	52.03%	<div><div></div></div>	31	42	4	0
Total Votes Cast	148	100.00%	<div><div></div></div>	55	82	11	0
Overvotes	0			0	0	0	0
Undervotes	1			1	0	0	0
Contest Totals	149			56	82	11	0

#### REP Commissioner of the General Land Office

Vote For 1

	TOTAL	VOTE %		Election Day	Early Voting	Ballot By Mail	Provisional
Tim Westley	29	22.31%	<div><div></div></div>	9	16	4	0
Dawn Buckingham	101	77.69%	<div><div></div></div>	40	56	5	0
Total Votes Cast	130	100.00%	<div><div></div></div>	49	72	9	0
Overvotes	0			0	0	0	0
Undervotes	19			7	10	2	0
Contest Totals	149			56	82	11	0

#### REP Railroad Commissioner

Vote For 1

	TOTAL	VOTE %		Election Day	Early Voting	Ballot By Mail	Provisional
Sarah Stogner	72	52.94%	<div><div></div></div>	30	35	7	0
Wayne Christian	64	47.06%	<div><div></div></div>	23	39	2	0
Total Votes Cast	136	100.00%	<div><div></div></div>	53	74	9	0
Overvotes	0			0	0	0	0
Undervotes	13			3	8	2	0
Contest Totals	149			56	82	11	0

#### REP Judge, County Court at Law No. 5

Vote For 1

	TOTAL	VOTE %		Election Day	Early Voting	Ballot By Mail	Provisional
Randy Johnson	69	55.65%	<div><div></div></div>	29	34	6	0
Jimmy Angelino	55	44.35%	<div><div></div></div>	19	34	2	0
Total Votes Cast	124	100.00%	<div><div></div></div>	48	68	8	0
Overvotes	0			0	0	0	0
Undervotes	25			8	14	3	0
Contest Totals	149			56	82	11	0

Summary Results Report  
Primary Runoff  
May 24th, 2022

Final Results  
SOVC  
COLLIN COUNTY

## PCT 091

### REP District Clerk

Vote For 1

	TOTAL	VOTE %		Election Day	Early Voting	Ballot By Mail	Provision al
Mike Gould	55	44.72%	<div><div></div></div>	24	30	1	0
Lynne Finley	68	55.28%	<div><div></div></div>	23	38	7	0
Total Votes Cast	123	100.00%	<div><div></div></div>	47	68	8	0
Overvotes	0			0	0	0	0
Undervotes	26			9	14	3	0
Contest Totals	149			56	82	11	0

### DEM Lieutenant Governor

Vote For 1

	TOTAL	VOTE %		Election Day	Early Voting	Ballot By Mail	Provision al
Michelle Beckley	30	35.71%	<div><div></div></div>	15	15	0	0
Mike Collier	54	64.29%	<div><div></div></div>	19	25	10	0
Total Votes Cast	84	100.00%	<div><div></div></div>	34	40	10	0
Overvotes	0			0	0	0	0
Undervotes	1			0	1	0	0
Contest Totals	85			34	41	10	0

### DEM Attorney General

Vote For 1

	TOTAL	VOTE %		Election Day	Early Voting	Ballot By Mail	Provision al
Rochelle Mercedes Garza	41	48.24%	<div><div></div></div>	18	22	1	0
Joe Jaworski	44	51.76%	<div><div></div></div>	16	19	9	0
Total Votes Cast	85	100.00%	<div><div></div></div>	34	41	10	0
Overvotes	0			0	0	0	0
Undervotes	0			0	0	0	0
Contest Totals	85			34	41	10	0

### DEM Comptroller of Public Accounts

Vote For 1

	TOTAL	VOTE %		Election Day	Early Voting	Ballot By Mail	Provision al
Angel Luis Vega	24	28.24%	<div><div></div></div>	7	14	3	0
Janet T. Dudding	61	71.76%	<div><div></div></div>	27	27	7	0
Total Votes Cast	85	100.00%	<div><div></div></div>	34	41	10	0
Overvotes	0			0	0	0	0
Undervotes	0			0	0	0	0
Contest Totals	85			34	41	10	0

## PCT 091

### DEM Commissioner of the General Land Office

Vote For 1

	TOTAL	VOTE %		Election Day	Early Voting	Ballot By Mail	Provision al
Jay Kleberg	64	76.19%	<div><div></div></div>	21	34	9	0
Sandragrace Martinez	20	23.81%	<div><div></div></div>	12	7	1	0
Total Votes Cast	84	100.00%	<div><div></div></div>	33	41	10	0
Overvotes	0			0	0	0	0
Undervotes	1			1	0	0	0
Contest Totals	85			34	41	10	0

### DEM County Chair

Vote For 1

	TOTAL	VOTE %		Election Day	Early Voting	Ballot By Mail	Provision al
Caroline Werner	41	48.24%	<div><div></div></div>	18	18	5	0
Mike Rawlins	44	51.76%	<div><div></div></div>	16	23	5	0
Total Votes Cast	85	100.00%	<div><div></div></div>	34	41	10	0
Overvotes	0			0	0	0	0
Undervotes	0			0	0	0	0
Contest Totals	85			34	41	10	0

## PCT 092

### Statistics

	TOTAL	Election Day	Early Voting	Ballot By Mail	Provisional
Registered Voters - Total	3,992				
Ballots Cast - Total	199	92	76	31	0
Ballots Cast - Republican	130	62	51	17	0
Ballots Cast - Democratic	69	30	25	14	0
Voter Turnout - Total	4.98%				

#### REP Attorney General

Vote For 1

	TOTAL	VOTE %		Election Day	Early Voting	Ballot By Mail	Provisional
George P. Bush	51	39.53%	<div><div></div></div>	21	24	6	0
Ken Paxton	78	60.47%	<div><div></div></div>	41	26	11	0
Total Votes Cast	129	100.00%	<div><div></div></div>	62	50	17	0
Overvotes	0			0	0	0	0
Undervotes	1			0	1	0	0
Contest Totals	130			62	51	17	0

#### REP Commissioner of the General Land Office

Vote For 1

	TOTAL	VOTE %		Election Day	Early Voting	Ballot By Mail	Provisional
Tim Westley	24	20.00%	<div><div></div></div>	10	12	2	0
Dawn Buckingham	96	80.00%	<div><div></div></div>	44	38	14	0
Total Votes Cast	120	100.00%	<div><div></div></div>	54	50	16	0
Overvotes	0			0	0	0	0
Undervotes	10			8	1	1	0
Contest Totals	130			62	51	17	0

#### REP Railroad Commissioner

Vote For 1

	TOTAL	VOTE %		Election Day	Early Voting	Ballot By Mail	Provisional
Sarah Stogner	41	34.17%	<div><div></div></div>	24	15	2	0
Wayne Christian	79	65.83%	<div><div></div></div>	32	33	14	0
Total Votes Cast	120	100.00%	<div><div></div></div>	56	48	16	0
Overvotes	0			0	0	0	0
Undervotes	10			6	3	1	0
Contest Totals	130			62	51	17	0

#### REP Judge, County Court at Law No. 5

Vote For 1

	TOTAL	VOTE %		Election Day	Early Voting	Ballot By Mail	Provisional
Randy Johnson	71	63.39%	<div><div></div></div>	34	27	10	0
Jimmy Angelino	41	36.61%	<div><div></div></div>	19	19	3	0
Total Votes Cast	112	100.00%	<div><div></div></div>	53	46	13	0
Overvotes	0			0	0	0	0
Undervotes	18			9	5	4	0
Contest Totals	130			62	51	17	0

Summary Results Report  
Primary Runoff  
May 24th, 2022

Final Results  
SOVC  
COLLIN COUNTY

## PCT 092

### REP District Clerk

Vote For 1

	TOTAL	VOTE %		Election Day	Early Voting	Ballot By Mail	Provision al
Mike Gould	58	52.73%	<div><div></div></div>	30	20	8	0
Lynne Finley	52	47.27%	<div><div></div></div>	22	24	6	0
Total Votes Cast	110	100.00%	<div><div></div></div>	52	44	14	0
Overvotes	0			0	0	0	0
Undervotes	20			10	7	3	0
Contest Totals	130			62	51	17	0

### REP Precinct Chair, Precinct 92

Vote For 1

	TOTAL	VOTE %		Election Day	Early Voting	Ballot By Mail	Provision al
Eric Hall	42	45.65%	<div><div></div></div>	21	18	3	0
Cassidy Johnston	50	54.35%	<div><div></div></div>	23	20	7	0
Total Votes Cast	92	100.00%	<div><div></div></div>	44	38	10	0
Overvotes	0			0	0	0	0
Undervotes	38			18	13	7	0
Contest Totals	130			62	51	17	0

### DEM Lieutenant Governor

Vote For 1

	TOTAL	VOTE %		Election Day	Early Voting	Ballot By Mail	Provision al
Michelle Beckley	28	41.79%	<div><div></div></div>	13	8	7	0
Mike Collier	39	58.21%	<div><div></div></div>	15	17	7	0
Total Votes Cast	67	100.00%	<div><div></div></div>	28	25	14	0
Overvotes	0			0	0	0	0
Undervotes	2			2	0	0	0
Contest Totals	69			30	25	14	0

### DEM Attorney General

Vote For 1

	TOTAL	VOTE %		Election Day	Early Voting	Ballot By Mail	Provision al
Rochelle Mercedes Garza	30	44.78%	<div><div></div></div>	11	14	5	0
Joe Jaworski	37	55.22%	<div><div></div></div>	17	11	9	0
Total Votes Cast	67	100.00%	<div><div></div></div>	28	25	14	0
Overvotes	0			0	0	0	0
Undervotes	2			2	0	0	0
Contest Totals	69			30	25	14	0



## PCT 092

### DEM Comptroller of Public Accounts

Vote For 1

	TOTAL	VOTE %		Election Day	Early Voting	Ballot By Mail	Provision al
Angel Luis Vega	23	37.70%	<div><div></div></div>	14	6	3	0
Janet T. Dudding	38	62.30%	<div><div></div></div>	12	18	8	0
Total Votes Cast	61	100.00%	<div><div></div></div>	26	24	11	0
Overvotes	0			0	0	0	0
Undervotes	8			4	1	3	0
Contest Totals	69			30	25	14	0

### DEM Commissioner of the General Land Office

Vote For 1

	TOTAL	VOTE %		Election Day	Early Voting	Ballot By Mail	Provision al
Jay Kleberg	37	56.92%	<div><div></div></div>	13	17	7	0
Sandragrace Martinez	28	43.08%	<div><div></div></div>	14	8	6	0
Total Votes Cast	65	100.00%	<div><div></div></div>	27	25	13	0
Overvotes	0			0	0	0	0
Undervotes	4			3	0	1	0
Contest Totals	69			30	25	14	0

### DEM County Chair

Vote For 1

	TOTAL	VOTE %		Election Day	Early Voting	Ballot By Mail	Provision al
Caroline Werner	28	44.44%	<div><div></div></div>	12	11	5	0
Mike Rawlins	35	55.56%	<div><div></div></div>	15	13	7	0
Total Votes Cast	63	100.00%	<div><div></div></div>	27	24	12	0
Overvotes	0			0	0	0	0
Undervotes	6			3	1	2	0
Contest Totals	69			30	25	14	0

## PCT 093

### Statistics

	TOTAL	Election Day	Early Voting	Ballot By Mail	Provisional
Registered Voters - Total	276				
Ballots Cast - Total	21	11	6	3	1
Ballots Cast - Republican	20	11	5	3	1
Ballots Cast - Democratic	1	0	1	0	0
Voter Turnout - Total	7.61%				

#### REP Attorney General

Vote For 1

	TOTAL	VOTE %		Election Day	Early Voting	Ballot By Mail	Provisional
George P. Bush	6	30.00%	<div><div></div></div>	2	1	2	1
Ken Paxton	14	70.00%	<div><div></div></div>	9	4	1	0
Total Votes Cast	20	100.00%	<div><div></div></div>	11	5	3	1
Overvotes	0			0	0	0	0
Undervotes	0			0	0	0	0
Contest Totals	20			11	5	3	1

#### REP Commissioner of the General Land Office

Vote For 1

	TOTAL	VOTE %		Election Day	Early Voting	Ballot By Mail	Provisional
Tim Westley	9	50.00%	<div><div></div></div>	5	2	1	1
Dawn Buckingham	9	50.00%	<div><div></div></div>	5	3	1	0
Total Votes Cast	18	100.00%	<div><div></div></div>	10	5	2	1
Overvotes	0			0	0	0	0
Undervotes	2			1	0	1	0
Contest Totals	20			11	5	3	1

#### REP Railroad Commissioner

Vote For 1

	TOTAL	VOTE %		Election Day	Early Voting	Ballot By Mail	Provisional
Sarah Stogner	9	50.00%	<div><div></div></div>	4	3	1	1
Wayne Christian	9	50.00%	<div><div></div></div>	6	2	1	0
Total Votes Cast	18	100.00%	<div><div></div></div>	10	5	2	1
Overvotes	0			0	0	0	0
Undervotes	2			1	0	1	0
Contest Totals	20			11	5	3	1

#### REP Judge, County Court at Law No. 5

Vote For 1

	TOTAL	VOTE %		Election Day	Early Voting	Ballot By Mail	Provisional
Randy Johnson	11	78.57%	<div><div></div></div>	6	3	2	0
Jimmy Angelino	3	21.43%	<div><div></div></div>	2	0	1	0
Total Votes Cast	14	100.00%	<div><div></div></div>	8	3	3	0
Overvotes	0			0	0	0	0
Undervotes	6			3	2	0	1
Contest Totals	20			11	5	3	1

Summary Results Report  
Primary Runoff  
May 24th, 2022

Final Results  
SOVC  
COLLIN COUNTY

## PCT 093

### REP District Clerk

Vote For 1

	TOTAL	VOTE %		Election Day	Early Voting	Ballot By Mail	Provision al
Mike Gould	9	60.00%	<div><div></div></div>	5	2	2	0
Lynne Finley	6	40.00%	<div><div></div></div>	3	2	1	0
Total Votes Cast	15	100.00%	<div><div></div></div>	8	4	3	0
Overvotes	0			0	0	0	0
Undervotes	5			3	1	0	1
Contest Totals	20			11	5	3	1

### REP Constable, Precinct 1

Vote For 1

	TOTAL	VOTE %		Election Day	Early Voting	Ballot By Mail	Provision al
Cris Trevino	2	15.38%	<div><div></div></div>	1	1	0	0
Matt Carpenter	11	84.62%	<div><div></div></div>	6	3	2	0
Total Votes Cast	13	100.00%	<div><div></div></div>	7	4	2	0
Overvotes	0			0	0	0	0
Undervotes	7			4	1	1	1
Contest Totals	20			11	5	3	1

### DEM Lieutenant Governor

Vote For 1

	TOTAL	VOTE %		Election Day	Early Voting	Ballot By Mail	Provision al
Michelle Beckley	0	0.00%	<div><div></div></div>	0	0	0	0
Mike Collier	1	100.00%	<div><div></div></div>	0	1	0	0
Total Votes Cast	1	100.00%	<div><div></div></div>	0	1	0	0
Overvotes	0			0	0	0	0
Undervotes	0			0	0	0	0
Contest Totals	1			0	1	0	0

### DEM Attorney General

Vote For 1

	TOTAL	VOTE %		Election Day	Early Voting	Ballot By Mail	Provision al
Rochelle Mercedes Garza	1	100.00%	<div><div></div></div>	0	1	0	0
Joe Jaworski	0	0.00%	<div><div></div></div>	0	0	0	0
Total Votes Cast	1	100.00%	<div><div></div></div>	0	1	0	0
Overvotes	0			0	0	0	0
Undervotes	0			0	0	0	0
Contest Totals	1			0	1	0	0

## PCT 093

### DEM Comptroller of Public Accounts

Vote For 1

	TOTAL	VOTE %		Election Day	Early Voting	Ballot By Mail	Provision al
Angel Luis Vega	0	0.00%	<div></div>	0	0	0	0
Janet T. Dudding	1	100.00%	<div></div>	0	1	0	0
Total Votes Cast	1	100.00%	<div></div>	0	1	0	0
Overvotes	0			0	0	0	0
Undervotes	0			0	0	0	0
Contest Totals	1			0	1	0	0

### DEM Commissioner of the General Land Office

Vote For 1

	TOTAL	VOTE %		Election Day	Early Voting	Ballot By Mail	Provision al
Jay Kleberg	1	100.00%	<div></div>	0	1	0	0
Sandragrace Martinez	0	0.00%	<div></div>	0	0	0	0
Total Votes Cast	1	100.00%	<div></div>	0	1	0	0
Overvotes	0			0	0	0	0
Undervotes	0			0	0	0	0
Contest Totals	1			0	1	0	0

### DEM County Chair

Vote For 1

	TOTAL	VOTE %		Election Day	Early Voting	Ballot By Mail	Provision al
Caroline Werner	1	100.00%	<div></div>	0	1	0	0
Mike Rawlins	0	0.00%	<div></div>	0	0	0	0
Total Votes Cast	1	100.00%	<div></div>	0	1	0	0
Overvotes	0			0	0	0	0
Undervotes	0			0	0	0	0
Contest Totals	1			0	1	0	0

## PCT 094

### Statistics

	TOTAL	Election Day	Early Voting	Ballot By Mail	Provisional
Registered Voters - Total	4,145				
Ballots Cast - Total	320	146	147	27	0
Ballots Cast - Republican	195	96	86	13	0
Ballots Cast - Democratic	125	50	61	14	0
Voter Turnout - Total	7.72%				

#### REP United States Representative, District 32

Vote For 1

	TOTAL	VOTE %		Election Day	Early Voting	Ballot By Mail	Provisional
Justin Webb	78	47.27%	<div><div></div></div>	39	32	7	0
Antonio Swad	87	52.73%	<div><div></div></div>	43	42	2	0
Total Votes Cast	165	100.00%	<div><div></div></div>	82	74	9	0
Overvotes	0			0	0	0	0
Undervotes	30			14	12	4	0
Contest Totals	195			96	86	13	0

#### REP Attorney General

Vote For 1

	TOTAL	VOTE %		Election Day	Early Voting	Ballot By Mail	Provisional
George P. Bush	91	47.15%	<div><div></div></div>	36	46	9	0
Ken Paxton	102	52.85%	<div><div></div></div>	58	40	4	0
Total Votes Cast	193	100.00%	<div><div></div></div>	94	86	13	0
Overvotes	0			0	0	0	0
Undervotes	2			2	0	0	0
Contest Totals	195			96	86	13	0

#### REP Commissioner of the General Land Office

Vote For 1

	TOTAL	VOTE %		Election Day	Early Voting	Ballot By Mail	Provisional
Tim Westley	46	28.93%	<div><div></div></div>	26	18	2	0
Dawn Buckingham	113	71.07%	<div><div></div></div>	51	53	9	0
Total Votes Cast	159	100.00%	<div><div></div></div>	77	71	11	0
Overvotes	0			0	0	0	0
Undervotes	36			19	15	2	0
Contest Totals	195			96	86	13	0

#### REP Railroad Commissioner

Vote For 1

	TOTAL	VOTE %		Election Day	Early Voting	Ballot By Mail	Provisional
Sarah Stogner	82	46.59%	<div><div></div></div>	40	36	6	0
Wayne Christian	94	53.41%	<div><div></div></div>	49	39	6	0
Total Votes Cast	176	100.00%	<div><div></div></div>	89	75	12	0
Overvotes	0			0	0	0	0
Undervotes	19			7	11	1	0
Contest Totals	195			96	86	13	0

## PCT 094

### REP Judge, County Court at Law No. 5

Vote For 1

	TOTAL	VOTE %		Election Day	Early Voting	Ballot By Mail	Provision al
Randy Johnson	93	65.49%	<div><div></div></div>	46	41	6	0
Jimmy Angelino	49	34.51%	<div><div></div></div>	23	25	1	0
Total Votes Cast	142	100.00%	<div><div></div></div>	69	66	7	0
Overvotes	0			0	0	0	0
Undervotes	53			27	20	6	0
Contest Totals	195			96	86	13	0

### REP District Clerk

Vote For 1

	TOTAL	VOTE %		Election Day	Early Voting	Ballot By Mail	Provision al
Mike Gould	66	43.42%	<div><div></div></div>	34	31	1	0
Lynne Finley	86	56.58%	<div><div></div></div>	42	38	6	0
Total Votes Cast	152	100.00%	<div><div></div></div>	76	69	7	0
Overvotes	0			0	0	0	0
Undervotes	43			20	17	6	0
Contest Totals	195			96	86	13	0

### DEM Lieutenant Governor

Vote For 1

	TOTAL	VOTE %		Election Day	Early Voting	Ballot By Mail	Provision al
Michelle Beckley	31	25.00%	<div><div></div></div>	14	14	3	0
Mike Collier	93	75.00%	<div><div></div></div>	36	46	11	0
Total Votes Cast	124	100.00%	<div><div></div></div>	50	60	14	0
Overvotes	0			0	0	0	0
Undervotes	1			0	1	0	0
Contest Totals	125			50	61	14	0

### DEM Attorney General

Vote For 1

	TOTAL	VOTE %		Election Day	Early Voting	Ballot By Mail	Provision al
Rochelle Mercedes Garza	46	37.10%	<div><div></div></div>	20	20	6	0
Joe Jaworski	78	62.90%	<div><div></div></div>	29	41	8	0
Total Votes Cast	124	100.00%	<div><div></div></div>	49	61	14	0
Overvotes	0			0	0	0	0
Undervotes	1			1	0	0	0
Contest Totals	125			50	61	14	0

## PCT 094

### DEM Comptroller of Public Accounts

Vote For 1

	TOTAL	VOTE %		Election Day	Early Voting	Ballot By Mail	Provision al
Angel Luis Vega	27	21.95%	<div><div></div></div>	13	11	3	0
Janet T. Dudding	96	78.05%	<div><div></div></div>	36	50	10	0
Total Votes Cast	123	100.00%	<div><div></div></div>	49	61	13	0
Overvotes	0			0	0	0	0
Undervotes	2			1	0	1	0
Contest Totals	125			50	61	14	0

### DEM Commissioner of the General Land Office

Vote For 1

	TOTAL	VOTE %		Election Day	Early Voting	Ballot By Mail	Provision al
Jay Kleberg	79	65.29%	<div><div></div></div>	29	42	8	0
Sandragrace Martinez	42	34.71%	<div><div></div></div>	19	18	5	0
Total Votes Cast	121	100.00%	<div><div></div></div>	48	60	13	0
Overvotes	0			0	0	0	0
Undervotes	4			2	1	1	0
Contest Totals	125			50	61	14	0

### DEM County Chair

Vote For 1

	TOTAL	VOTE %		Election Day	Early Voting	Ballot By Mail	Provision al
Caroline Werner	63	50.81%	<div><div></div></div>	26	34	3	0
Mike Rawlins	61	49.19%	<div><div></div></div>	24	26	11	0
Total Votes Cast	124	100.00%	<div><div></div></div>	50	60	14	0
Overvotes	0			0	0	0	0
Undervotes	1			0	1	0	0
Contest Totals	125			50	61	14	0

## PCT 095

### Statistics

	TOTAL	Election Day	Early Voting	Ballot By Mail	Provisional
Registered Voters - Total	3,036				
Ballots Cast - Total	220	107	95	18	0
Ballots Cast - Republican	149	81	60	8	0
Ballots Cast - Democratic	71	26	35	10	0
Voter Turnout - Total	7.25%				

#### REP Attorney General

Vote For 1

	TOTAL	VOTE %		Election Day	Early Voting	Ballot By Mail	Provisional
George P. Bush	47	31.76%	<div><div></div></div>	30	13	4	0
Ken Paxton	101	68.24%	<div><div></div></div>	50	47	4	0
Total Votes Cast	148	100.00%	<div><div></div></div>	80	60	8	0
Overvotes	0			0	0	0	0
Undervotes	1			1	0	0	0
Contest Totals	149			81	60	8	0

#### REP Commissioner of the General Land Office

Vote For 1

	TOTAL	VOTE %		Election Day	Early Voting	Ballot By Mail	Provisional
Tim Westley	36	25.71%	<div><div></div></div>	24	7	5	0
Dawn Buckingham	104	74.29%	<div><div></div></div>	51	50	3	0
Total Votes Cast	140	100.00%	<div><div></div></div>	75	57	8	0
Overvotes	0			0	0	0	0
Undervotes	9			6	3	0	0
Contest Totals	149			81	60	8	0

#### REP Railroad Commissioner

Vote For 1

	TOTAL	VOTE %		Election Day	Early Voting	Ballot By Mail	Provisional
Sarah Stogner	48	34.53%	<div><div></div></div>	27	20	1	0
Wayne Christian	91	65.47%	<div><div></div></div>	46	38	7	0
Total Votes Cast	139	100.00%	<div><div></div></div>	73	58	8	0
Overvotes	0			0	0	0	0
Undervotes	10			8	2	0	0
Contest Totals	149			81	60	8	0

#### REP Judge, County Court at Law No. 5

Vote For 1

	TOTAL	VOTE %		Election Day	Early Voting	Ballot By Mail	Provisional
Randy Johnson	72	53.33%	<div><div></div></div>	37	29	6	0
Jimmy Angelino	63	46.67%	<div><div></div></div>	37	24	2	0
Total Votes Cast	135	100.00%	<div><div></div></div>	74	53	8	0
Overvotes	0			0	0	0	0
Undervotes	14			7	7	0	0
Contest Totals	149			81	60	8	0



Summary Results Report  
Primary Runoff  
May 24th, 2022

Final Results  
SOVC  
COLLIN COUNTY

## PCT 095

### REP District Clerk

Vote For 1

	TOTAL	VOTE %		Election Day	Early Voting	Ballot By Mail	Provisional
Mike Gould	56	40.58%	<div><div></div></div>	30	20	6	0
Lynne Finley	82	59.42%	<div><div></div></div>	44	36	2	0
Total Votes Cast	138	100.00%	<div><div></div></div>	74	56	8	0
Overvotes	0			0	0	0	0
Undervotes	11			7	4	0	0
Contest Totals	149			81	60	8	0

### REP Precinct Chair, Precinct 95

Vote For 1

	TOTAL	VOTE %		Election Day	Early Voting	Ballot By Mail	Provisional
Curtis D. Carrey	55	55.00%	<div><div></div></div>	32	20	3	0
Glen W. Fulce	45	45.00%	<div><div></div></div>	16	25	4	0
Total Votes Cast	100	100.00%	<div><div></div></div>	48	45	7	0
Overvotes	0			0	0	0	0
Undervotes	49			33	15	1	0
Contest Totals	149			81	60	8	0

### DEM Lieutenant Governor

Vote For 1

	TOTAL	VOTE %		Election Day	Early Voting	Ballot By Mail	Provisional
Michelle Beckley	24	33.80%	<div><div></div></div>	8	11	5	0
Mike Collier	47	66.20%	<div><div></div></div>	18	24	5	0
Total Votes Cast	71	100.00%	<div><div></div></div>	26	35	10	0
Overvotes	0			0	0	0	0
Undervotes	0			0	0	0	0
Contest Totals	71			26	35	10	0

### DEM Attorney General

Vote For 1

	TOTAL	VOTE %		Election Day	Early Voting	Ballot By Mail	Provisional
Rochelle Mercedes Garza	39	55.71%	<div><div></div></div>	13	20	6	0
Joe Jaworski	31	44.29%	<div><div></div></div>	12	15	4	0
Total Votes Cast	70	100.00%	<div><div></div></div>	25	35	10	0
Overvotes	0			0	0	0	0
Undervotes	1			1	0	0	0
Contest Totals	71			26	35	10	0

## PCT 095

### DEM Comptroller of Public Accounts

Vote For 1

	TOTAL	VOTE %		Election Day	Early Voting	Ballot By Mail	Provision al
Angel Luis Vega	36	53.73%	<div><div></div></div>	15	16	5	0
Janet T. Dudding	31	46.27%	<div><div></div></div>	9	18	4	0
Total Votes Cast	67	100.00%	<div><div></div></div>	24	34	9	0
Overvotes	0			0	0	0	0
Undervotes	4			2	1	1	0
Contest Totals	71			26	35	10	0

### DEM Commissioner of the General Land Office

Vote For 1

	TOTAL	VOTE %		Election Day	Early Voting	Ballot By Mail	Provision al
Jay Kleberg	40	58.82%	<div><div></div></div>	15	20	5	0
Sandragrace Martinez	28	41.18%	<div><div></div></div>	9	15	4	0
Total Votes Cast	68	100.00%	<div><div></div></div>	24	35	9	0
Overvotes	0			0	0	0	0
Undervotes	3			2	0	1	0
Contest Totals	71			26	35	10	0

### DEM County Chair

Vote For 1

	TOTAL	VOTE %		Election Day	Early Voting	Ballot By Mail	Provision al
Caroline Werner	36	52.94%	<div><div></div></div>	12	19	5	0
Mike Rawlins	32	47.06%	<div><div></div></div>	12	16	4	0
Total Votes Cast	68	100.00%	<div><div></div></div>	24	35	9	0
Overvotes	0			0	0	0	0
Undervotes	3			2	0	1	0
Contest Totals	71			26	35	10	0

Summary Results Report  
Primary Runoff  
May 24th, 2022

Final Results  
SOVC  
COLLIN COUNTY

## PCT 096

### Statistics

	TOTAL	Election Day	Early Voting	Ballot By Mail	Provisional
Registered Voters - Total	1,397				
Ballots Cast - Total	65	33	31	1	0
Ballots Cast - Republican	31	15	15	1	0
Ballots Cast - Democratic	34	18	16	0	0
Voter Turnout - Total	4.65%				

#### REP Attorney General

Vote For 1

	TOTAL	VOTE %		Election Day	Early Voting	Ballot By Mail	Provisional
George P. Bush	8	26.67%	<div><div></div></div>	0	7	1	0
Ken Paxton	22	73.33%	<div><div></div></div>	14	8	0	0
Total Votes Cast	30	100.00%	<div><div></div></div>	14	15	1	0
Overvotes	0			0	0	0	0
Undervotes	1			1	0	0	0
Contest Totals	31			15	15	1	0

#### REP Commissioner of the General Land Office

Vote For 1

	TOTAL	VOTE %		Election Day	Early Voting	Ballot By Mail	Provisional
Tim Westley	12	52.17%	<div><div></div></div>	6	6	0	0
Dawn Buckingham	11	47.83%	<div><div></div></div>	7	4	0	0
Total Votes Cast	23	100.00%	<div><div></div></div>	13	10	0	0
Overvotes	0			0	0	0	0
Undervotes	8			2	5	1	0
Contest Totals	31			15	15	1	0

#### REP Railroad Commissioner

Vote For 1

	TOTAL	VOTE %		Election Day	Early Voting	Ballot By Mail	Provisional
Sarah Stogner	13	54.17%	<div><div></div></div>	10	3	0	0
Wayne Christian	11	45.83%	<div><div></div></div>	3	8	0	0
Total Votes Cast	24	100.00%	<div><div></div></div>	13	11	0	0
Overvotes	0			0	0	0	0
Undervotes	7			2	4	1	0
Contest Totals	31			15	15	1	0

#### REP Judge, County Court at Law No. 5

Vote For 1

	TOTAL	VOTE %		Election Day	Early Voting	Ballot By Mail	Provisional
Randy Johnson	13	61.90%	<div><div></div></div>	7	6	0	0
Jimmy Angelino	8	38.10%	<div><div></div></div>	5	3	0	0
Total Votes Cast	21	100.00%	<div><div></div></div>	12	9	0	0
Overvotes	0			0	0	0	0
Undervotes	10			3	6	1	0
Contest Totals	31			15	15	1	0

Summary Results Report  
Primary Runoff  
May 24th, 2022

Final Results  
SOVC  
COLLIN COUNTY

## PCT 096

### REP District Clerk

Vote For 1

	TOTAL	VOTE %		Election Day	Early Voting	Ballot By Mail	Provision al
Mike Gould	11	44.00%	<div><div></div></div>	5	6	0	0
Lynne Finley	14	56.00%	<div><div></div></div>	9	5	0	0
Total Votes Cast	25	100.00%	<div><div></div></div>	14	11	0	0
Overvotes	0			0	0	0	0
Undervotes	6			1	4	1	0
Contest Totals	31			15	15	1	0

### REP Constable, Precinct 1

Vote For 1

	TOTAL	VOTE %		Election Day	Early Voting	Ballot By Mail	Provision al
Cris Trevino	22	81.48%	<div><div></div></div>	13	9	0	0
Matt Carpenter	5	18.52%	<div><div></div></div>	2	3	0	0
Total Votes Cast	27	100.00%	<div><div></div></div>	15	12	0	0
Overvotes	0			0	0	0	0
Undervotes	4			0	3	1	0
Contest Totals	31			15	15	1	0

### DEM Lieutenant Governor

Vote For 1

	TOTAL	VOTE %		Election Day	Early Voting	Ballot By Mail	Provision al
Michelle Beckley	23	71.88%	<div><div></div></div>	14	9	0	0
Mike Collier	9	28.12%	<div><div></div></div>	3	6	0	0
Total Votes Cast	32	100.00%	<div><div></div></div>	17	15	0	0
Overvotes	0			0	0	0	0
Undervotes	2			1	1	0	0
Contest Totals	34			18	16	0	0

### DEM Attorney General

Vote For 1

	TOTAL	VOTE %		Election Day	Early Voting	Ballot By Mail	Provision al
Rochelle Mercedes Garza	25	78.12%	<div><div></div></div>	14	11	0	0
Joe Jaworski	7	21.88%	<div><div></div></div>	3	4	0	0
Total Votes Cast	32	100.00%	<div><div></div></div>	17	15	0	0
Overvotes	0			0	0	0	0
Undervotes	2			1	1	0	0
Contest Totals	34			18	16	0	0

## PCT 096

### DEM Comptroller of Public Accounts

Vote For 1

	TOTAL	VOTE %		Election Day	Early Voting	Ballot By Mail	Provision al
Angel Luis Vega	13	43.33%	<div><div></div></div>	6	7	0	0
Janet T. Dudding	17	56.67%	<div><div></div></div>	9	8	0	0
Total Votes Cast	30	100.00%	<div><div></div></div>	15	15	0	0
Overvotes	0			0	0	0	0
Undervotes	4			3	1	0	0
Contest Totals	34			18	16	0	0

### DEM Commissioner of the General Land Office

Vote For 1

	TOTAL	VOTE %		Election Day	Early Voting	Ballot By Mail	Provision al
Jay Kleberg	11	36.67%	<div><div></div></div>	5	6	0	0
Sandragrace Martinez	19	63.33%	<div><div></div></div>	10	9	0	0
Total Votes Cast	30	100.00%	<div><div></div></div>	15	15	0	0
Overvotes	0			0	0	0	0
Undervotes	4			3	1	0	0
Contest Totals	34			18	16	0	0

### DEM County Chair

Vote For 1

	TOTAL	VOTE %		Election Day	Early Voting	Ballot By Mail	Provision al
Caroline Werner	15	46.88%	<div><div></div></div>	8	7	0	0
Mike Rawlins	17	53.12%	<div><div></div></div>	9	8	0	0
Total Votes Cast	32	100.00%	<div><div></div></div>	17	15	0	0
Overvotes	0			0	0	0	0
Undervotes	2			1	1	0	0
Contest Totals	34			18	16	0	0

## PCT 097

### Statistics

	TOTAL	Election Day	Early Voting	Ballot By Mail	Provisional
Registered Voters - Total	1,322				
Ballots Cast - Total	337	100	212	24	1
Ballots Cast - Republican	313	92	196	24	1
Ballots Cast - Democratic	24	8	16	0	0
Voter Turnout - Total	25.49%				

#### REP Attorney General

Vote For 1

	TOTAL	VOTE %		Election Day	Early Voting	Ballot By Mail	Provisional
George P. Bush	140	45.16%	<div><div></div></div>	39	87	14	0
Ken Paxton	170	54.84%	<div><div></div></div>	52	107	10	1
Total Votes Cast	310	100.00%	<div><div></div></div>	91	194	24	1
Overvotes	0			0	0	0	0
Undervotes	3			1	2	0	0
Contest Totals	313			92	196	24	1

#### REP Commissioner of the General Land Office

Vote For 1

	TOTAL	VOTE %		Election Day	Early Voting	Ballot By Mail	Provisional
Tim Westley	67	26.38%	<div><div></div></div>	22	36	9	0
Dawn Buckingham	187	73.62%	<div><div></div></div>	45	128	13	1
Total Votes Cast	254	100.00%	<div><div></div></div>	67	164	22	1
Overvotes	0			0	0	0	0
Undervotes	59			25	32	2	0
Contest Totals	313			92	196	24	1

#### REP Railroad Commissioner

Vote For 1

	TOTAL	VOTE %		Election Day	Early Voting	Ballot By Mail	Provisional
Sarah Stogner	103	39.02%	<div><div></div></div>	34	61	8	0
Wayne Christian	161	60.98%	<div><div></div></div>	39	108	13	1
Total Votes Cast	264	100.00%	<div><div></div></div>	73	169	21	1
Overvotes	0			0	0	0	0
Undervotes	49			19	27	3	0
Contest Totals	313			92	196	24	1

#### REP State Representative, District 61

Vote For 1

	TOTAL	VOTE %		Election Day	Early Voting	Ballot By Mail	Provisional
Frederick Frazier	241	79.80%	<div><div></div></div>	71	156	13	1
Paul Chabot	61	20.20%	<div><div></div></div>	17	35	9	0
Total Votes Cast	302	100.00%	<div><div></div></div>	88	191	22	1
Overvotes	0			0	0	0	0
Undervotes	11			4	5	2	0
Contest Totals	313			92	196	24	1

## PCT 097

### REP Judge, County Court at Law No. 5

Vote For 1

	TOTAL	VOTE %		Election Day	Early Voting	Ballot By Mail	Provisional
Randy Johnson	185	74.90%	<div><div></div></div>	49	119	16	1
Jimmy Angelino	62	25.10%	<div><div></div></div>	17	41	4	0
Total Votes Cast	247	100.00%	<div><div></div></div>	66	160	20	1
Overvotes	0			0	0	0	0
Undervotes	66			26	36	4	0
Contest Totals	313			92	196	24	1

### REP District Clerk

Vote For 1

	TOTAL	VOTE %		Election Day	Early Voting	Ballot By Mail	Provisional
Mike Gould	130	52.00%	<div><div></div></div>	34	90	6	0
Lynne Finley	120	48.00%	<div><div></div></div>	37	70	12	1
Total Votes Cast	250	100.00%	<div><div></div></div>	71	160	18	1
Overvotes	0			0	0	0	0
Undervotes	63			21	36	6	0
Contest Totals	313			92	196	24	1

### REP Constable, Precinct 1

Vote For 1

	TOTAL	VOTE %		Election Day	Early Voting	Ballot By Mail	Provisional
Cris Trevino	102	42.15%	<div><div></div></div>	28	65	8	1
Matt Carpenter	140	57.85%	<div><div></div></div>	36	92	12	0
Total Votes Cast	242	100.00%	<div><div></div></div>	64	157	20	1
Overvotes	0			0	0	0	0
Undervotes	71			28	39	4	0
Contest Totals	313			92	196	24	1

### DEM Lieutenant Governor

Vote For 1

	TOTAL	VOTE %		Election Day	Early Voting	Ballot By Mail	Provisional
Michelle Beckley	9	39.13%	<div><div></div></div>	4	5	0	0
Mike Collier	14	60.87%	<div><div></div></div>	4	10	0	0
Total Votes Cast	23	100.00%	<div><div></div></div>	8	15	0	0
Overvotes	0			0	0	0	0
Undervotes	1			0	1	0	0
Contest Totals	24			8	16	0	0

## PCT 097

### DEM Attorney General

Vote For 1

	TOTAL	VOTE %		Election Day	Early Voting	Ballot By Mail	Provisional
Rochelle Mercedes Garza	3	13.64%	<div><div></div></div>	1	2	0	0
Joe Jaworski	19	86.36%	<div><div></div></div>	6	13	0	0
Total Votes Cast	22	100.00%	<div><div></div></div>	7	15	0	0
Overvotes	0			0	0	0	0
Undervotes	2			1	1	0	0
Contest Totals	24			8	16	0	0

### DEM Comptroller of Public Accounts

Vote For 1

	TOTAL	VOTE %		Election Day	Early Voting	Ballot By Mail	Provisional
Angel Luis Vega	3	15.79%	<div><div></div></div>	1	2	0	0
Janet T. Dudding	16	84.21%	<div><div></div></div>	4	12	0	0
Total Votes Cast	19	100.00%	<div><div></div></div>	5	14	0	0
Overvotes	0			0	0	0	0
Undervotes	5			3	2	0	0
Contest Totals	24			8	16	0	0

### DEM Commissioner of the General Land Office

Vote For 1

	TOTAL	VOTE %		Election Day	Early Voting	Ballot By Mail	Provisional
Jay Kleberg	13	68.42%	<div><div></div></div>	5	8	0	0
Sandragrace Martinez	6	31.58%	<div><div></div></div>	1	5	0	0
Total Votes Cast	19	100.00%	<div><div></div></div>	6	13	0	0
Overvotes	0			0	0	0	0
Undervotes	5			2	3	0	0
Contest Totals	24			8	16	0	0

### DEM County Chair

Vote For 1

	TOTAL	VOTE %		Election Day	Early Voting	Ballot By Mail	Provisional
Caroline Werner	12	57.14%	<div><div></div></div>	1	11	0	0
Mike Rawlins	9	42.86%	<div><div></div></div>	6	3	0	0
Total Votes Cast	21	100.00%	<div><div></div></div>	7	14	0	0
Overvotes	0			0	0	0	0
Undervotes	3			1	2	0	0
Contest Totals	24			8	16	0	0



## PCT 098

### Statistics

	TOTAL	Election Day	Early Voting	Ballot By Mail	Provisional
Registered Voters - Total	1,422				
Ballots Cast - Total	144	47	50	47	0
Ballots Cast - Republican	103	39	31	33	0
Ballots Cast - Democratic	41	8	19	14	0
Voter Turnout - Total	10.13%				

#### REP Attorney General

Vote For 1

	TOTAL	VOTE %		Election Day	Early Voting	Ballot By Mail	Provisional
George P. Bush	42	40.78%	<div><div></div></div>	12	12	18	0
Ken Paxton	61	59.22%	<div><div></div></div>	27	19	15	0
Total Votes Cast	103	100.00%	<div><div></div></div>	39	31	33	0
Overvotes	0			0	0	0	0
Undervotes	0			0	0	0	0
Contest Totals	103			39	31	33	0

#### REP Commissioner of the General Land Office

Vote For 1

	TOTAL	VOTE %		Election Day	Early Voting	Ballot By Mail	Provisional
Tim Westley	29	32.22%	<div><div></div></div>	10	9	10	0
Dawn Buckingham	61	67.78%	<div><div></div></div>	25	20	16	0
Total Votes Cast	90	100.00%	<div><div></div></div>	35	29	26	0
Overvotes	0			0	0	0	0
Undervotes	13			4	2	7	0
Contest Totals	103			39	31	33	0

#### REP Railroad Commissioner

Vote For 1

	TOTAL	VOTE %		Election Day	Early Voting	Ballot By Mail	Provisional
Sarah Stogner	30	32.97%	<div><div></div></div>	11	8	11	0
Wayne Christian	61	67.03%	<div><div></div></div>	25	20	16	0
Total Votes Cast	91	100.00%	<div><div></div></div>	36	28	27	0
Overvotes	0			0	0	0	0
Undervotes	12			3	3	6	0
Contest Totals	103			39	31	33	0

#### REP Judge, County Court at Law No. 5

Vote For 1

	TOTAL	VOTE %		Election Day	Early Voting	Ballot By Mail	Provisional
Randy Johnson	55	64.71%	<div><div></div></div>	23	13	19	0
Jimmy Angelino	30	35.29%	<div><div></div></div>	12	13	5	0
Total Votes Cast	85	100.00%	<div><div></div></div>	35	26	24	0
Overvotes	0			0	0	0	0
Undervotes	18			4	5	9	0
Contest Totals	103			39	31	33	0

## PCT 098

### REP District Clerk

Vote For 1

	TOTAL	VOTE %		Election Day	Early Voting	Ballot By Mail	Provision al
Mike Gould	42	50.60%	<div><div></div></div>	15	17	10	0
Lynne Finley	41	49.40%	<div><div></div></div>	20	8	13	0
Total Votes Cast	83	100.00%	<div><div></div></div>	35	25	23	0
Overvotes	0			0	0	0	0
Undervotes	20			4	6	10	0
Contest Totals	103			39	31	33	0

### REP Constable, Precinct 1

Vote For 1

	TOTAL	VOTE %		Election Day	Early Voting	Ballot By Mail	Provision al
Cris Trevino	28	32.94%	<div><div></div></div>	7	12	9	0
Matt Carpenter	57	67.06%	<div><div></div></div>	27	15	15	0
Total Votes Cast	85	100.00%	<div><div></div></div>	34	27	24	0
Overvotes	0			0	0	0	0
Undervotes	18			5	4	9	0
Contest Totals	103			39	31	33	0

### DEM Lieutenant Governor

Vote For 1

	TOTAL	VOTE %		Election Day	Early Voting	Ballot By Mail	Provision al
Michelle Beckley	24	60.00%	<div><div></div></div>	7	12	5	0
Mike Collier	16	40.00%	<div><div></div></div>	1	6	9	0
Total Votes Cast	40	100.00%	<div><div></div></div>	8	18	14	0
Overvotes	0			0	0	0	0
Undervotes	1			0	1	0	0
Contest Totals	41			8	19	14	0

### DEM Attorney General

Vote For 1

	TOTAL	VOTE %		Election Day	Early Voting	Ballot By Mail	Provision al
Rochelle Mercedes Garza	29	70.73%	<div><div></div></div>	6	15	8	0
Joe Jaworski	12	29.27%	<div><div></div></div>	2	4	6	0
Total Votes Cast	41	100.00%	<div><div></div></div>	8	19	14	0
Overvotes	0			0	0	0	0
Undervotes	0			0	0	0	0
Contest Totals	41			8	19	14	0

## PCT 098

### DEM Comptroller of Public Accounts

Vote For 1

	TOTAL	VOTE %		Election Day	Early Voting	Ballot By Mail	Provision al
Angel Luis Vega	13	34.21%	<div><div></div></div>	3	6	4	0
Janet T. Dudding	25	65.79%	<div><div></div></div>	4	11	10	0
Total Votes Cast	38	100.00%	<div><div></div></div>	7	17	14	0
Overvotes	0			0	0	0	0
Undervotes	3			1	2	0	0
Contest Totals	41			8	19	14	0

### DEM Commissioner of the General Land Office

Vote For 1

	TOTAL	VOTE %		Election Day	Early Voting	Ballot By Mail	Provision al
Jay Kleberg	23	56.10%	<div><div></div></div>	3	10	10	0
Sandragrace Martinez	18	43.90%	<div><div></div></div>	5	9	4	0
Total Votes Cast	41	100.00%	<div><div></div></div>	8	19	14	0
Overvotes	0			0	0	0	0
Undervotes	0			0	0	0	0
Contest Totals	41			8	19	14	0

### DEM County Chair

Vote For 1

	TOTAL	VOTE %		Election Day	Early Voting	Ballot By Mail	Provision al
Caroline Werner	23	57.50%	<div><div></div></div>	5	13	5	0
Mike Rawlins	17	42.50%	<div><div></div></div>	3	5	9	0
Total Votes Cast	40	100.00%	<div><div></div></div>	8	18	14	0
Overvotes	0			0	0	0	0
Undervotes	1			0	1	0	0
Contest Totals	41			8	19	14	0

Summary Results Report  
Primary Runoff  
May 24th, 2022

Final Results  
SOVC  
COLLIN COUNTY

## PCT 099

### Statistics

	TOTAL	Election Day	Early Voting	Ballot By Mail	Provisional
Registered Voters - Total	287				
Ballots Cast - Total	10	3	7	0	0
Ballots Cast - Republican	7	1	6	0	0
Ballots Cast - Democratic	3	2	1	0	0
Voter Turnout - Total	3.48%				

### REP Attorney General

Vote For 1

	TOTAL	VOTE %		Election Day	Early Voting	Ballot By Mail	Provisional
George P. Bush	3	42.86%	<div><div></div></div>	1	2	0	0
Ken Paxton	4	57.14%	<div><div></div></div>	0	4	0	0
Total Votes Cast	7	100.00%	<div><div></div></div>	1	6	0	0
Overvotes	0			0	0	0	0
Undervotes	0			0	0	0	0
Contest Totals	7			1	6	0	0

### REP Commissioner of the General Land Office

Vote For 1

	TOTAL	VOTE %		Election Day	Early Voting	Ballot By Mail	Provisional
Tim Westley	4	57.14%	<div><div></div></div>	1	3	0	0
Dawn Buckingham	3	42.86%	<div><div></div></div>	0	3	0	0
Total Votes Cast	7	100.00%	<div><div></div></div>	1	6	0	0
Overvotes	0			0	0	0	0
Undervotes	0			0	0	0	0
Contest Totals	7			1	6	0	0

### REP Railroad Commissioner

Vote For 1

	TOTAL	VOTE %		Election Day	Early Voting	Ballot By Mail	Provisional
Sarah Stogner	5	71.43%	<div><div></div></div>	1	4	0	0
Wayne Christian	2	28.57%	<div><div></div></div>	0	2	0	0
Total Votes Cast	7	100.00%	<div><div></div></div>	1	6	0	0
Overvotes	0			0	0	0	0
Undervotes	0			0	0	0	0
Contest Totals	7			1	6	0	0

### REP State Representative, District 61

Vote For 1

	TOTAL	VOTE %		Election Day	Early Voting	Ballot By Mail	Provisional
Frederick Frazier	7	100.00%	<div><div></div></div>	1	6	0	0
Paul Chabot	0	0.00%	<div><div></div></div>	0	0	0	0
Total Votes Cast	7	100.00%	<div><div></div></div>	1	6	0	0
Overvotes	0			0	0	0	0
Undervotes	0			0	0	0	0
Contest Totals	7			1	6	0	0

Summary Results Report  
Primary Runoff  
May 24th, 2022

Final Results  
SOVC  
COLLIN COUNTY

## PCT 099

### REP Judge, County Court at Law No. 5

Vote For 1

	TOTAL	VOTE %		Election Day	Early Voting	Ballot By Mail	Provisional
Randy Johnson	4	80.00%	<div><div></div></div>	1	3	0	0
Jimmy Angelino	1	20.00%	<div><div></div></div>	0	1	0	0
Total Votes Cast	5	100.00%	<div><div></div></div>	1	4	0	0
Overvotes	0			0	0	0	0
Undervotes	2			0	2	0	0
Contest Totals	7			1	6	0	0

### REP District Clerk

Vote For 1

	TOTAL	VOTE %		Election Day	Early Voting	Ballot By Mail	Provisional
Mike Gould	3	60.00%	<div><div></div></div>	0	3	0	0
Lynne Finley	2	40.00%	<div><div></div></div>	1	1	0	0
Total Votes Cast	5	100.00%	<div><div></div></div>	1	4	0	0
Overvotes	0			0	0	0	0
Undervotes	2			0	2	0	0
Contest Totals	7			1	6	0	0

### REP Constable, Precinct 1

Vote For 1

	TOTAL	VOTE %		Election Day	Early Voting	Ballot By Mail	Provisional
Cris Trevino	1	20.00%	<div><div></div></div>	0	1	0	0
Matt Carpenter	4	80.00%	<div><div></div></div>	1	3	0	0
Total Votes Cast	5	100.00%	<div><div></div></div>	1	4	0	0
Overvotes	0			0	0	0	0
Undervotes	2			0	2	0	0
Contest Totals	7			1	6	0	0

### DEM Lieutenant Governor

Vote For 1

	TOTAL	VOTE %		Election Day	Early Voting	Ballot By Mail	Provisional
Michelle Beckley	2	66.67%	<div><div></div></div>	2	0	0	0
Mike Collier	1	33.33%	<div><div></div></div>	0	1	0	0
Total Votes Cast	3	100.00%	<div><div></div></div>	2	1	0	0
Overvotes	0			0	0	0	0
Undervotes	0			0	0	0	0
Contest Totals	3			2	1	0	0

## PCT 099

### DEM Attorney General

Vote For 1

	TOTAL	VOTE %		Election Day	Early Voting	Ballot By Mail	Provision al
Rochelle Mercedes Garza	1	33.33%	<div><div></div></div>	1	0	0	0
Joe Jaworski	2	66.67%	<div><div></div></div>	1	1	0	0
Total Votes Cast	3	100.00%	<div><div></div></div>	2	1	0	0
Overvotes	0			0	0	0	0
Undervotes	0			0	0	0	0
Contest Totals	3			2	1	0	0

### DEM Comptroller of Public Accounts

Vote For 1

	TOTAL	VOTE %		Election Day	Early Voting	Ballot By Mail	Provision al
Angel Luis Vega	0	0.00%	<div><div></div></div>	0	0	0	0
Janet T. Dudding	3	100.00%	<div><div></div></div>	2	1	0	0
Total Votes Cast	3	100.00%	<div><div></div></div>	2	1	0	0
Overvotes	0			0	0	0	0
Undervotes	0			0	0	0	0
Contest Totals	3			2	1	0	0

### DEM Commissioner of the General Land Office

Vote For 1

	TOTAL	VOTE %		Election Day	Early Voting	Ballot By Mail	Provision al
Jay Kleberg	1	50.00%	<div><div></div></div>	0	1	0	0
Sandragrace Martinez	1	50.00%	<div><div></div></div>	1	0	0	0
Total Votes Cast	2	100.00%	<div><div></div></div>	1	1	0	0
Overvotes	0			0	0	0	0
Undervotes	1			1	0	0	0
Contest Totals	3			2	1	0	0

### DEM County Chair

Vote For 1

	TOTAL	VOTE %		Election Day	Early Voting	Ballot By Mail	Provision al
Caroline Werner	3	100.00%	<div><div></div></div>	2	1	0	0
Mike Rawlins	0	0.00%	<div><div></div></div>	0	0	0	0
Total Votes Cast	3	100.00%	<div><div></div></div>	2	1	0	0
Overvotes	0			0	0	0	0
Undervotes	0			0	0	0	0
Contest Totals	3			2	1	0	0

## PCT 100

### Statistics

	TOTAL	Election Day	Early Voting	Ballot By Mail	Provisional
Registered Voters - Total	30				
Ballots Cast - Total	0	0	0	0	0
Ballots Cast - Republican	0	0	0	0	0
Ballots Cast - Democratic	0	0	0	0	0
Voter Turnout - Total	0.00%				

### REP Attorney General

Vote For 1

	TOTAL	VOTE %	Election Day	Early Voting	Ballot By Mail	Provisional
George P. Bush	0		0	0	0	0
Ken Paxton	0		0	0	0	0
Total Votes Cast	0		0	0	0	0
Overvotes	0		0	0	0	0
Undervotes	0		0	0	0	0
Contest Totals	0		0	0	0	0

### REP Commissioner of the General Land Office

Vote For 1

	TOTAL	VOTE %	Election Day	Early Voting	Ballot By Mail	Provisional
Tim Westley	0		0	0	0	0
Dawn Buckingham	0		0	0	0	0
Total Votes Cast	0		0	0	0	0
Overvotes	0		0	0	0	0
Undervotes	0		0	0	0	0
Contest Totals	0		0	0	0	0

### REP Railroad Commissioner

Vote For 1

	TOTAL	VOTE %	Election Day	Early Voting	Ballot By Mail	Provisional
Sarah Stogner	0		0	0	0	0
Wayne Christian	0		0	0	0	0
Total Votes Cast	0		0	0	0	0
Overvotes	0		0	0	0	0
Undervotes	0		0	0	0	0
Contest Totals	0		0	0	0	0

### REP Judge, County Court at Law No. 5

Vote For 1

	TOTAL	VOTE %	Election Day	Early Voting	Ballot By Mail	Provisional
Randy Johnson	0		0	0	0	0
Jimmy Angelino	0		0	0	0	0
Total Votes Cast	0		0	0	0	0
Overvotes	0		0	0	0	0
Undervotes	0		0	0	0	0
Contest Totals	0		0	0	0	0

## PCT 100

### REP District Clerk

Vote For 1

	TOTAL	VOTE %	Election Day	Early Voting	Ballot By Mail	Provision al
Mike Gould	0		0	0	0	0
Lynne Finley	0		0	0	0	0
Total Votes Cast	0		0	0	0	0
Overvotes	0		0	0	0	0
Undervotes	0		0	0	0	0
Contest Totals	0		0	0	0	0

### REP Constable, Precinct 1

Vote For 1

	TOTAL	VOTE %	Election Day	Early Voting	Ballot By Mail	Provision al
Cris Trevino	0		0	0	0	0
Matt Carpenter	0		0	0	0	0
Total Votes Cast	0		0	0	0	0
Overvotes	0		0	0	0	0
Undervotes	0		0	0	0	0
Contest Totals	0		0	0	0	0

### DEM Lieutenant Governor

Vote For 1

	TOTAL	VOTE %	Election Day	Early Voting	Ballot By Mail	Provision al
Michelle Beckley	0		0	0	0	0
Mike Collier	0		0	0	0	0
Total Votes Cast	0		0	0	0	0
Overvotes	0		0	0	0	0
Undervotes	0		0	0	0	0
Contest Totals	0		0	0	0	0

### DEM Attorney General

Vote For 1

	TOTAL	VOTE %	Election Day	Early Voting	Ballot By Mail	Provision al
Rochelle Mercedes Garza	0		0	0	0	0
Joe Jaworski	0		0	0	0	0
Total Votes Cast	0		0	0	0	0
Overvotes	0		0	0	0	0
Undervotes	0		0	0	0	0
Contest Totals	0		0	0	0	0



## PCT 100

### DEM Comptroller of Public Accounts

Vote For 1

	TOTAL	VOTE %	Election Day	Early Voting	Ballot By Mail	Provision al
Angel Luis Vega	0		0	0	0	0
Janet T. Dudding	0		0	0	0	0
Total Votes Cast	0		0	0	0	0
Overvotes	0		0	0	0	0
Undervotes	0		0	0	0	0
Contest Totals	0		0	0	0	0

### DEM Commissioner of the General Land Office

Vote For 1

	TOTAL	VOTE %	Election Day	Early Voting	Ballot By Mail	Provision al
Jay Kleberg	0		0	0	0	0
Sandragrace Martinez	0		0	0	0	0
Total Votes Cast	0		0	0	0	0
Overvotes	0		0	0	0	0
Undervotes	0		0	0	0	0
Contest Totals	0		0	0	0	0

### DEM County Chair

Vote For 1

	TOTAL	VOTE %	Election Day	Early Voting	Ballot By Mail	Provision al
Caroline Werner	0		0	0	0	0
Mike Rawlins	0		0	0	0	0
Total Votes Cast	0		0	0	0	0
Overvotes	0		0	0	0	0
Undervotes	0		0	0	0	0
Contest Totals	0		0	0	0	0

## PCT 101

### Statistics

	TOTAL	Election Day	Early Voting	Ballot By Mail	Provisional
Registered Voters - Total	3,932				
Ballots Cast - Total	237	129	90	18	0
Ballots Cast - Republican	161	93	64	4	0
Ballots Cast - Democratic	76	36	26	14	0
Voter Turnout - Total	6.03%				

### REP Attorney General

Vote For 1

	TOTAL	VOTE %		Election Day	Early Voting	Ballot By Mail	Provisional
George P. Bush	48	29.81%	<div><div></div></div>	23	22	3	0
Ken Paxton	113	70.19%	<div><div></div></div>	70	42	1	0
Total Votes Cast	161	100.00%	<div><div></div></div>	93	64	4	0
Overvotes	0			0	0	0	0
Undervotes	0			0	0	0	0
Contest Totals	161			93	64	4	0

### REP Commissioner of the General Land Office

Vote For 1

	TOTAL	VOTE %		Election Day	Early Voting	Ballot By Mail	Provisional
Tim Westley	34	23.45%	<div><div></div></div>	21	11	2	0
Dawn Buckingham	111	76.55%	<div><div></div></div>	62	47	2	0
Total Votes Cast	145	100.00%	<div><div></div></div>	83	58	4	0
Overvotes	0			0	0	0	0
Undervotes	16			10	6	0	0
Contest Totals	161			93	64	4	0

### REP Railroad Commissioner

Vote For 1

	TOTAL	VOTE %		Election Day	Early Voting	Ballot By Mail	Provisional
Sarah Stogner	44	30.34%	<div><div></div></div>	25	18	1	0
Wayne Christian	101	69.66%	<div><div></div></div>	60	38	3	0
Total Votes Cast	145	100.00%	<div><div></div></div>	85	56	4	0
Overvotes	0			0	0	0	0
Undervotes	16			8	8	0	0
Contest Totals	161			93	64	4	0

### REP Judge, County Court at Law No. 5

Vote For 1

	TOTAL	VOTE %		Election Day	Early Voting	Ballot By Mail	Provisional
Randy Johnson	76	58.02%	<div><div></div></div>	47	26	3	0
Jimmy Angelino	55	41.98%	<div><div></div></div>	29	25	1	0
Total Votes Cast	131	100.00%	<div><div></div></div>	76	51	4	0
Overvotes	0			0	0	0	0
Undervotes	30			17	13	0	0
Contest Totals	161			93	64	4	0

Summary Results Report  
Primary Runoff  
May 24th, 2022

Final Results  
SOVC  
COLLIN COUNTY

## PCT 101

### REP District Clerk

Vote For 1

	TOTAL	VOTE %		Election Day	Early Voting	Ballot By Mail	Provisional
Mike Gould	78	59.09%	<div><div></div></div>	48	27	3	0
Lynne Finley	54	40.91%	<div><div></div></div>	26	27	1	0
Total Votes Cast	132	100.00%	<div><div></div></div>	74	54	4	0
Overvotes	0			0	0	0	0
Undervotes	29			19	10	0	0
Contest Totals	161			93	64	4	0

### DEM Lieutenant Governor

Vote For 1

	TOTAL	VOTE %		Election Day	Early Voting	Ballot By Mail	Provisional
Michelle Beckley	18	23.68%	<div><div></div></div>	10	5	3	0
Mike Collier	58	76.32%	<div><div></div></div>	26	21	11	0
Total Votes Cast	76	100.00%	<div><div></div></div>	36	26	14	0
Overvotes	0			0	0	0	0
Undervotes	0			0	0	0	0
Contest Totals	76			36	26	14	0

### DEM Attorney General

Vote For 1

	TOTAL	VOTE %		Election Day	Early Voting	Ballot By Mail	Provisional
Rochelle Mercedes Garza	34	45.95%	<div><div></div></div>	19	11	4	0
Joe Jaworski	40	54.05%	<div><div></div></div>	16	14	10	0
Total Votes Cast	74	100.00%	<div><div></div></div>	35	25	14	0
Overvotes	0			0	0	0	0
Undervotes	2			1	1	0	0
Contest Totals	76			36	26	14	0

### DEM Comptroller of Public Accounts

Vote For 1

	TOTAL	VOTE %		Election Day	Early Voting	Ballot By Mail	Provisional
Angel Luis Vega	27	37.50%	<div><div></div></div>	15	6	6	0
Janet T. Dudding	45	62.50%	<div><div></div></div>	18	19	8	0
Total Votes Cast	72	100.00%	<div><div></div></div>	33	25	14	0
Overvotes	0			0	0	0	0
Undervotes	4			3	1	0	0
Contest Totals	76			36	26	14	0

## PCT 101

### DEM Commissioner of the General Land Office

Vote For 1

	TOTAL	VOTE %		Election Day	Early Voting	Ballot By Mail	Provision al
Jay Kleberg	59	80.82%	<div><div></div></div>	27	21	11	0
Sandragrace Martinez	14	19.18%	<div><div></div></div>	7	4	3	0
Total Votes Cast	73	100.00%	<div><div></div></div>	34	25	14	0
Overvotes	0			0	0	0	0
Undervotes	3			2	1	0	0
Contest Totals	76			36	26	14	0

### DEM County Chair

Vote For 1

	TOTAL	VOTE %		Election Day	Early Voting	Ballot By Mail	Provision al
Caroline Werner	40	54.05%	<div><div></div></div>	20	18	2	0
Mike Rawlins	34	45.95%	<div><div></div></div>	15	7	12	0
Total Votes Cast	74	100.00%	<div><div></div></div>	35	25	14	0
Overvotes	0			0	0	0	0
Undervotes	2			1	1	0	0
Contest Totals	76			36	26	14	0

## PCT 102

### Statistics

	TOTAL	Election Day	Early Voting	Ballot By Mail	Provisional
Registered Voters - Total	2,546				
Ballots Cast - Total	475	155	287	33	0
Ballots Cast - Republican	411	138	249	24	0
Ballots Cast - Democratic	64	17	38	9	0
Voter Turnout - Total	18.66%				

### REP Attorney General

Vote For 1

	TOTAL	VOTE %		Election Day	Early Voting	Ballot By Mail	Provisional
George P. Bush	140	34.40%	<div><div></div></div>	45	87	8	0
Ken Paxton	267	65.60%	<div><div></div></div>	92	159	16	0
Total Votes Cast	407	100.00%	<div><div></div></div>	137	246	24	0
Overvotes	0			0	0	0	0
Undervotes	4			1	3	0	0
Contest Totals	411			138	249	24	0

### REP Commissioner of the General Land Office

Vote For 1

	TOTAL	VOTE %		Election Day	Early Voting	Ballot By Mail	Provisional
Tim Westley	94	27.65%	<div><div></div></div>	33	54	7	0
Dawn Buckingham	246	72.35%	<div><div></div></div>	85	146	15	0
Total Votes Cast	340	100.00%	<div><div></div></div>	118	200	22	0
Overvotes	0			0	0	0	0
Undervotes	71			20	49	2	0
Contest Totals	411			138	249	24	0

### REP Railroad Commissioner

Vote For 1

	TOTAL	VOTE %		Election Day	Early Voting	Ballot By Mail	Provisional
Sarah Stogner	116	33.62%	<div><div></div></div>	36	74	6	0
Wayne Christian	229	66.38%	<div><div></div></div>	81	133	15	0
Total Votes Cast	345	100.00%	<div><div></div></div>	117	207	21	0
Overvotes	0			0	0	0	0
Undervotes	66			21	42	3	0
Contest Totals	411			138	249	24	0

### REP State Representative, District 61

Vote For 1

	TOTAL	VOTE %		Election Day	Early Voting	Ballot By Mail	Provisional
Frederick Frazier	299	74.56%	<div><div></div></div>	98	184	17	0
Paul Chabot	102	25.44%	<div><div></div></div>	37	58	7	0
Total Votes Cast	401	100.00%	<div><div></div></div>	135	242	24	0
Overvotes	0			0	0	0	0
Undervotes	10			3	7	0	0
Contest Totals	411			138	249	24	0

## PCT 102

### REP Judge, County Court at Law No. 5

Vote For 1

	TOTAL	VOTE %		Election Day	Early Voting	Ballot By Mail	Provisional
Randy Johnson	177	52.84%	<div><div></div></div>	50	111	16	0
Jimmy Angelino	158	47.16%	<div><div></div></div>	61	91	6	0
Total Votes Cast	335	100.00%	<div><div></div></div>	111	202	22	0
Overvotes	0			0	0	0	0
Undervotes	76			27	47	2	0
Contest Totals	411			138	249	24	0

### REP District Clerk

Vote For 1

	TOTAL	VOTE %		Election Day	Early Voting	Ballot By Mail	Provisional
Mike Gould	191	56.34%	<div><div></div></div>	70	109	12	0
Lynne Finley	148	43.66%	<div><div></div></div>	46	93	9	0
Total Votes Cast	339	100.00%	<div><div></div></div>	116	202	21	0
Overvotes	0			0	0	0	0
Undervotes	72			22	47	3	0
Contest Totals	411			138	249	24	0

### REP Constable, Precinct 1

Vote For 1

	TOTAL	VOTE %		Election Day	Early Voting	Ballot By Mail	Provisional
Cris Trevino	132	40.12%	<div><div></div></div>	45	79	8	0
Matt Carpenter	197	59.88%	<div><div></div></div>	68	116	13	0
Total Votes Cast	329	100.00%	<div><div></div></div>	113	195	21	0
Overvotes	0			0	0	0	0
Undervotes	82			25	54	3	0
Contest Totals	411			138	249	24	0

### DEM Lieutenant Governor

Vote For 1

	TOTAL	VOTE %		Election Day	Early Voting	Ballot By Mail	Provisional
Michelle Beckley	13	20.97%	<div><div></div></div>	5	7	1	0
Mike Collier	49	79.03%	<div><div></div></div>	12	29	8	0
Total Votes Cast	62	100.00%	<div><div></div></div>	17	36	9	0
Overvotes	0			0	0	0	0
Undervotes	2			0	2	0	0
Contest Totals	64			17	38	9	0

## PCT 102

### DEM Attorney General

Vote For 1

	TOTAL	VOTE %		Election Day	Early Voting	Ballot By Mail	Provision al
Rochelle Mercedes Garza	21	33.33%	<div><div></div></div>	8	10	3	0
Joe Jaworski	42	66.67%	<div><div></div></div>	9	27	6	0
Total Votes Cast	63	100.00%	<div><div></div></div>	17	37	9	0
Overvotes	0			0	0	0	0
Undervotes	1			0	1	0	0
Contest Totals	64			17	38	9	0

### DEM Comptroller of Public Accounts

Vote For 1

	TOTAL	VOTE %		Election Day	Early Voting	Ballot By Mail	Provision al
Angel Luis Vega	10	16.95%	<div><div></div></div>	5	3	2	0
Janet T. Dudding	49	83.05%	<div><div></div></div>	11	32	6	0
Total Votes Cast	59	100.00%	<div><div></div></div>	16	35	8	0
Overvotes	0			0	0	0	0
Undervotes	5			1	3	1	0
Contest Totals	64			17	38	9	0

### DEM Commissioner of the General Land Office

Vote For 1

	TOTAL	VOTE %		Election Day	Early Voting	Ballot By Mail	Provision al
Jay Kleberg	49	80.33%	<div><div></div></div>	13	29	7	0
Sandragrace Martinez	12	19.67%	<div><div></div></div>	2	8	2	0
Total Votes Cast	61	100.00%	<div><div></div></div>	15	37	9	0
Overvotes	0			0	0	0	0
Undervotes	3			2	1	0	0
Contest Totals	64			17	38	9	0

### DEM County Chair

Vote For 1

	TOTAL	VOTE %		Election Day	Early Voting	Ballot By Mail	Provision al
Caroline Werner	45	71.43%	<div><div></div></div>	10	33	2	0
Mike Rawlins	18	28.57%	<div><div></div></div>	7	4	7	0
Total Votes Cast	63	100.00%	<div><div></div></div>	17	37	9	0
Overvotes	0			0	0	0	0
Undervotes	1			0	1	0	0
Contest Totals	64			17	38	9	0

## PCT 103

### Statistics

	TOTAL	Election Day	Early Voting	Ballot By Mail	Provisional
Registered Voters - Total	1,366				
Ballots Cast - Total	94	41	43	10	0
Ballots Cast - Republican	63	32	25	6	0
Ballots Cast - Democratic	31	9	18	4	0
Voter Turnout - Total	6.88%				

#### REP United States Representative, District 32

Vote For 1

	TOTAL	VOTE %		Election Day	Early Voting	Ballot By Mail	Provisional
Justin Webb	26	45.61%	<div><div></div></div>	13	11	2	0
Antonio Swad	31	54.39%	<div><div></div></div>	16	13	2	0
Total Votes Cast	57	100.00%	<div><div></div></div>	29	24	4	0
Overvotes	0			0	0	0	0
Undervotes	6			3	1	2	0
Contest Totals	63			32	25	6	0

#### REP Attorney General

Vote For 1

	TOTAL	VOTE %		Election Day	Early Voting	Ballot By Mail	Provisional
George P. Bush	23	37.10%	<div><div></div></div>	9	11	3	0
Ken Paxton	39	62.90%	<div><div></div></div>	22	14	3	0
Total Votes Cast	62	100.00%	<div><div></div></div>	31	25	6	0
Overvotes	0			0	0	0	0
Undervotes	1			1	0	0	0
Contest Totals	63			32	25	6	0

#### REP Commissioner of the General Land Office

Vote For 1

	TOTAL	VOTE %		Election Day	Early Voting	Ballot By Mail	Provisional
Tim Westley	12	22.22%	<div><div></div></div>	6	5	1	0
Dawn Buckingham	42	77.78%	<div><div></div></div>	20	19	3	0
Total Votes Cast	54	100.00%	<div><div></div></div>	26	24	4	0
Overvotes	0			0	0	0	0
Undervotes	9			6	1	2	0
Contest Totals	63			32	25	6	0

#### REP Railroad Commissioner

Vote For 1

	TOTAL	VOTE %		Election Day	Early Voting	Ballot By Mail	Provisional
Sarah Stogner	19	33.93%	<div><div></div></div>	12	6	1	0
Wayne Christian	37	66.07%	<div><div></div></div>	16	18	3	0
Total Votes Cast	56	100.00%	<div><div></div></div>	28	24	4	0
Overvotes	0			0	0	0	0
Undervotes	7			4	1	2	0
Contest Totals	63			32	25	6	0



## PCT 103

### REP Judge, County Court at Law No. 5

Vote For 1

	TOTAL	VOTE %		Election Day	Early Voting	Ballot By Mail	Provisional
Randy Johnson	32	57.14%	<div><div></div></div>	16	13	3	0
Jimmy Angelino	24	42.86%	<div><div></div></div>	12	11	1	0
Total Votes Cast	56	100.00%	<div><div></div></div>	28	24	4	0
Overvotes	0			0	0	0	0
Undervotes	7			4	1	2	0
Contest Totals	63			32	25	6	0

### REP District Clerk

Vote For 1

	TOTAL	VOTE %		Election Day	Early Voting	Ballot By Mail	Provisional
Mike Gould	24	45.28%	<div><div></div></div>	12	11	1	0
Lynne Finley	29	54.72%	<div><div></div></div>	13	13	3	0
Total Votes Cast	53	100.00%	<div><div></div></div>	25	24	4	0
Overvotes	0			0	0	0	0
Undervotes	10			7	1	2	0
Contest Totals	63			32	25	6	0

### DEM Lieutenant Governor

Vote For 1

	TOTAL	VOTE %		Election Day	Early Voting	Ballot By Mail	Provisional
Michelle Beckley	11	35.48%	<div><div></div></div>	5	6	0	0
Mike Collier	20	64.52%	<div><div></div></div>	4	12	4	0
Total Votes Cast	31	100.00%	<div><div></div></div>	9	18	4	0
Overvotes	0			0	0	0	0
Undervotes	0			0	0	0	0
Contest Totals	31			9	18	4	0

### DEM Attorney General

Vote For 1

	TOTAL	VOTE %		Election Day	Early Voting	Ballot By Mail	Provisional
Rochelle Mercedes Garza	13	41.94%	<div><div></div></div>	5	6	2	0
Joe Jaworski	18	58.06%	<div><div></div></div>	4	12	2	0
Total Votes Cast	31	100.00%	<div><div></div></div>	9	18	4	0
Overvotes	0			0	0	0	0
Undervotes	0			0	0	0	0
Contest Totals	31			9	18	4	0

## PCT 103

### DEM Comptroller of Public Accounts

Vote For 1

	TOTAL	VOTE %		Election Day	Early Voting	Ballot By Mail	Provision al
Angel Luis Vega	12	38.71%	<div><div></div></div>	4	5	3	0
Janet T. Dudding	19	61.29%	<div><div></div></div>	5	13	1	0
Total Votes Cast	31	100.00%	<div><div></div></div>	9	18	4	0
Overvotes	0			0	0	0	0
Undervotes	0			0	0	0	0
Contest Totals	31			9	18	4	0

### DEM Commissioner of the General Land Office

Vote For 1

	TOTAL	VOTE %		Election Day	Early Voting	Ballot By Mail	Provision al
Jay Kleberg	17	54.84%	<div><div></div></div>	3	12	2	0
Sandragrace Martinez	14	45.16%	<div><div></div></div>	6	6	2	0
Total Votes Cast	31	100.00%	<div><div></div></div>	9	18	4	0
Overvotes	0			0	0	0	0
Undervotes	0			0	0	0	0
Contest Totals	31			9	18	4	0

### DEM County Chair

Vote For 1

	TOTAL	VOTE %		Election Day	Early Voting	Ballot By Mail	Provision al
Caroline Werner	17	54.84%	<div><div></div></div>	5	11	1	0
Mike Rawlins	14	45.16%	<div><div></div></div>	4	7	3	0
Total Votes Cast	31	100.00%	<div><div></div></div>	9	18	4	0
Overvotes	0			0	0	0	0
Undervotes	0			0	0	0	0
Contest Totals	31			9	18	4	0

## PCT 104

### Statistics

	TOTAL	Election Day	Early Voting	Ballot By Mail	Provisional
Registered Voters - Total	2,540				
Ballots Cast - Total	118	45	65	8	0
Ballots Cast - Republican	66	24	42	0	0
Ballots Cast - Democratic	52	21	23	8	0
Voter Turnout - Total	4.65%				

#### REP Attorney General

Vote For 1

	TOTAL	VOTE %		Election Day	Early Voting	Ballot By Mail	Provisional
George P. Bush	32	50.00%	<div><div></div></div>	10	22	0	0
Ken Paxton	32	50.00%	<div><div></div></div>	14	18	0	0
Total Votes Cast	64	100.00%	<div><div></div></div>	24	40	0	0
Overvotes	0			0	0	0	0
Undervotes	2			0	2	0	0
Contest Totals	66			24	42	0	0

#### REP Commissioner of the General Land Office

Vote For 1

	TOTAL	VOTE %		Election Day	Early Voting	Ballot By Mail	Provisional
Tim Westley	18	33.33%	<div><div></div></div>	6	12	0	0
Dawn Buckingham	36	66.67%	<div><div></div></div>	12	24	0	0
Total Votes Cast	54	100.00%	<div><div></div></div>	18	36	0	0
Overvotes	0			0	0	0	0
Undervotes	12			6	6	0	0
Contest Totals	66			24	42	0	0

#### REP Railroad Commissioner

Vote For 1

	TOTAL	VOTE %		Election Day	Early Voting	Ballot By Mail	Provisional
Sarah Stogner	25	43.86%	<div><div></div></div>	7	18	0	0
Wayne Christian	32	56.14%	<div><div></div></div>	12	20	0	0
Total Votes Cast	57	100.00%	<div><div></div></div>	19	38	0	0
Overvotes	0			0	0	0	0
Undervotes	9			5	4	0	0
Contest Totals	66			24	42	0	0

#### REP State Representative, District 70

Vote For 1

	TOTAL	VOTE %		Election Day	Early Voting	Ballot By Mail	Provisional
Jamee Jolly	33	55.93%	<div><div></div></div>	12	21	0	0
Eric J. Bowlin	26	44.07%	<div><div></div></div>	8	18	0	0
Total Votes Cast	59	100.00%	<div><div></div></div>	20	39	0	0
Overvotes	0			0	0	0	0
Undervotes	7			4	3	0	0
Contest Totals	66			24	42	0	0

## PCT 104

### REP Judge, County Court at Law No. 5

Vote For 1

	TOTAL	VOTE %		Election Day	Early Voting	Ballot By Mail	Provisional
Randy Johnson	32	66.67%	<div><div></div></div>	8	24	0	0
Jimmy Angelino	16	33.33%	<div><div></div></div>	6	10	0	0
Total Votes Cast	48	100.00%	<div><div></div></div>	14	34	0	0
Overvotes	0			0	0	0	0
Undervotes	18			10	8	0	0
Contest Totals	66			24	42	0	0

### REP District Clerk

Vote For 1

	TOTAL	VOTE %		Election Day	Early Voting	Ballot By Mail	Provisional
Mike Gould	27	60.00%	<div><div></div></div>	7	20	0	0
Lynne Finley	18	40.00%	<div><div></div></div>	6	12	0	0
Total Votes Cast	45	100.00%	<div><div></div></div>	13	32	0	0
Overvotes	0			0	0	0	0
Undervotes	21			11	10	0	0
Contest Totals	66			24	42	0	0

### DEM Lieutenant Governor

Vote For 1

	TOTAL	VOTE %		Election Day	Early Voting	Ballot By Mail	Provisional
Michelle Beckley	19	37.25%	<div><div></div></div>	7	9	3	0
Mike Collier	32	62.75%	<div><div></div></div>	14	13	5	0
Total Votes Cast	51	100.00%	<div><div></div></div>	21	22	8	0
Overvotes	0			0	0	0	0
Undervotes	1			0	1	0	0
Contest Totals	52			21	23	8	0

### DEM Attorney General

Vote For 1

	TOTAL	VOTE %		Election Day	Early Voting	Ballot By Mail	Provisional
Rochelle Mercedes Garza	29	55.77%	<div><div></div></div>	9	15	5	0
Joe Jaworski	23	44.23%	<div><div></div></div>	12	8	3	0
Total Votes Cast	52	100.00%	<div><div></div></div>	21	23	8	0
Overvotes	0			0	0	0	0
Undervotes	0			0	0	0	0
Contest Totals	52			21	23	8	0

## PCT 104

### DEM Comptroller of Public Accounts

Vote For 1

	TOTAL	VOTE %		Election Day	Early Voting	Ballot By Mail	Provisional
Angel Luis Vega	12	24.00%	<div><div></div></div>	5	7	0	0
Janet T. Dudding	38	76.00%	<div><div></div></div>	16	14	8	0
Total Votes Cast	50	100.00%	<div><div></div></div>	21	21	8	0
Overvotes	0			0	0	0	0
Undervotes	2			0	2	0	0
Contest Totals	52			21	23	8	0

### DEM Commissioner of the General Land Office

Vote For 1

	TOTAL	VOTE %		Election Day	Early Voting	Ballot By Mail	Provisional
Jay Kleberg	27	52.94%	<div><div></div></div>	10	11	6	0
Sandragrace Martinez	24	47.06%	<div><div></div></div>	11	11	2	0
Total Votes Cast	51	100.00%	<div><div></div></div>	21	22	8	0
Overvotes	0			0	0	0	0
Undervotes	1			0	1	0	0
Contest Totals	52			21	23	8	0

### DEM State Representative, District 70

Vote For 1

	TOTAL	VOTE %		Election Day	Early Voting	Ballot By Mail	Provisional
Mihaela Elizabeth Plesa	26	50.98%	<div><div></div></div>	16	9	1	0
Cassandra Garcia Hernandez	25	49.02%	<div><div></div></div>	5	13	7	0
Total Votes Cast	51	100.00%	<div><div></div></div>	21	22	8	0
Overvotes	0			0	0	0	0
Undervotes	1			0	1	0	0
Contest Totals	52			21	23	8	0

### DEM County Chair

Vote For 1

	TOTAL	VOTE %		Election Day	Early Voting	Ballot By Mail	Provisional
Caroline Werner	27	54.00%	<div><div></div></div>	13	12	2	0
Mike Rawlins	23	46.00%	<div><div></div></div>	8	9	6	0
Total Votes Cast	50	100.00%	<div><div></div></div>	21	21	8	0
Overvotes	0			0	0	0	0
Undervotes	2			0	2	0	0
Contest Totals	52			21	23	8	0

## PCT 105

### Statistics

	TOTAL	Election Day	Early Voting	Ballot By Mail	Provisional
Registered Voters - Total	35				
Ballots Cast - Total	1	1	0	0	0
Ballots Cast - Republican	0	0	0	0	0
Ballots Cast - Democratic	1	1	0	0	0
Voter Turnout - Total	2.86%				

#### REP Attorney General

Vote For 1

	TOTAL	VOTE %	Election Day	Early Voting	Ballot By Mail	Provisional
George P. Bush	0		0	0	0	0
Ken Paxton	0		0	0	0	0
Total Votes Cast	0		0	0	0	0
Overvotes	0		0	0	0	0
Undervotes	0		0	0	0	0
Contest Totals	0		0	0	0	0

#### REP Commissioner of the General Land Office

Vote For 1

	TOTAL	VOTE %	Election Day	Early Voting	Ballot By Mail	Provisional
Tim Westley	0		0	0	0	0
Dawn Buckingham	0		0	0	0	0
Total Votes Cast	0		0	0	0	0
Overvotes	0		0	0	0	0
Undervotes	0		0	0	0	0
Contest Totals	0		0	0	0	0

#### REP Railroad Commissioner

Vote For 1

	TOTAL	VOTE %	Election Day	Early Voting	Ballot By Mail	Provisional
Sarah Stogner	0		0	0	0	0
Wayne Christian	0		0	0	0	0
Total Votes Cast	0		0	0	0	0
Overvotes	0		0	0	0	0
Undervotes	0		0	0	0	0
Contest Totals	0		0	0	0	0

#### REP Judge, County Court at Law No. 5

Vote For 1

	TOTAL	VOTE %	Election Day	Early Voting	Ballot By Mail	Provisional
Randy Johnson	0		0	0	0	0
Jimmy Angelino	0		0	0	0	0
Total Votes Cast	0		0	0	0	0
Overvotes	0		0	0	0	0
Undervotes	0		0	0	0	0
Contest Totals	0		0	0	0	0

## PCT 105

### REP District Clerk

Vote For 1

	TOTAL	VOTE %	Election Day	Early Voting	Ballot By Mail	Provisional
Mike Gould	0		0	0	0	0
Lynne Finley	0		0	0	0	0
Total Votes Cast	0		0	0	0	0
Overvotes	0		0	0	0	0
Undervotes	0		0	0	0	0
Contest Totals	0		0	0	0	0

### DEM Lieutenant Governor

Vote For 1

	TOTAL	VOTE %	Election Day	Early Voting	Ballot By Mail	Provisional
Michelle Beckley	1	100.00% <div></div>	1	0	0	0
Mike Collier	0	0.00% <div></div>	0	0	0	0
Total Votes Cast	1	100.00% <div></div>	1	0	0	0
Overvotes	0		0	0	0	0
Undervotes	0		0	0	0	0
Contest Totals	1		1	0	0	0

### DEM Attorney General

Vote For 1

	TOTAL	VOTE %	Election Day	Early Voting	Ballot By Mail	Provisional
Rochelle Mercedes Garza	0	0.00% <div></div>	0	0	0	0
Joe Jaworski	1	100.00% <div></div>	1	0	0	0
Total Votes Cast	1	100.00% <div></div>	1	0	0	0
Overvotes	0		0	0	0	0
Undervotes	0		0	0	0	0
Contest Totals	1		1	0	0	0

### DEM Comptroller of Public Accounts

Vote For 1

	TOTAL	VOTE %	Election Day	Early Voting	Ballot By Mail	Provisional
Angel Luis Vega	1	100.00% <div></div>	1	0	0	0
Janet T. Dudding	0	0.00% <div></div>	0	0	0	0
Total Votes Cast	1	100.00% <div></div>	1	0	0	0
Overvotes	0		0	0	0	0
Undervotes	0		0	0	0	0
Contest Totals	1		1	0	0	0

## PCT 105

### DEM Commissioner of the General Land Office

Vote For 1

	TOTAL	VOTE %		Election Day	Early Voting	Ballot By Mail	Provision al
Jay Kleberg	1	100.00%	<div></div>	1	0	0	0
Sandragrace Martinez	0	0.00%	<div></div>	0	0	0	0
Total Votes Cast	1	100.00%	<div></div>	1	0	0	0
Overvotes	0			0	0	0	0
Undervotes	0			0	0	0	0
Contest Totals	1			1	0	0	0

### DEM County Chair

Vote For 1

	TOTAL	VOTE %		Election Day	Early Voting	Ballot By Mail	Provision al
Caroline Werner	1	100.00%	<div></div>	1	0	0	0
Mike Rawlins	0	0.00%	<div></div>	0	0	0	0
Total Votes Cast	1	100.00%	<div></div>	1	0	0	0
Overvotes	0			0	0	0	0
Undervotes	0			0	0	0	0
Contest Totals	1			1	0	0	0



## PCT 106

### Statistics

	TOTAL	Election Day	Early Voting	Ballot By Mail	Provisional
Registered Voters - Total	1,908				
Ballots Cast - Total	157	75	70	10	2
Ballots Cast - Republican	118	56	53	7	2
Ballots Cast - Democratic	39	19	17	3	0
Voter Turnout - Total	8.23%				

#### REP Attorney General

Vote For 1

	TOTAL	VOTE %		Election Day	Early Voting	Ballot By Mail	Provisional
George P. Bush	46	38.98%	<div><div></div></div>	12	27	5	2
Ken Paxton	72	61.02%	<div><div></div></div>	44	26	2	0
Total Votes Cast	118	100.00%	<div><div></div></div>	56	53	7	2
Overvotes	0			0	0	0	0
Undervotes	0			0	0	0	0
Contest Totals	118			56	53	7	2

#### REP Commissioner of the General Land Office

Vote For 1

	TOTAL	VOTE %		Election Day	Early Voting	Ballot By Mail	Provisional
Tim Westley	39	35.14%	<div><div></div></div>	14	18	6	1
Dawn Buckingham	72	64.86%	<div><div></div></div>	37	34	1	0
Total Votes Cast	111	100.00%	<div><div></div></div>	51	52	7	1
Overvotes	0			0	0	0	0
Undervotes	7			5	1	0	1
Contest Totals	118			56	53	7	2

#### REP Railroad Commissioner

Vote For 1

	TOTAL	VOTE %		Election Day	Early Voting	Ballot By Mail	Provisional
Sarah Stogner	41	36.28%	<div><div></div></div>	15	22	3	1
Wayne Christian	72	63.72%	<div><div></div></div>	38	30	4	0
Total Votes Cast	113	100.00%	<div><div></div></div>	53	52	7	1
Overvotes	0			0	0	0	0
Undervotes	5			3	1	0	1
Contest Totals	118			56	53	7	2

#### REP Judge, County Court at Law No. 5

Vote For 1

	TOTAL	VOTE %		Election Day	Early Voting	Ballot By Mail	Provisional
Randy Johnson	63	58.33%	<div><div></div></div>	33	26	4	0
Jimmy Angelino	45	41.67%	<div><div></div></div>	19	22	3	1
Total Votes Cast	108	100.00%	<div><div></div></div>	52	48	7	1
Overvotes	0			0	0	0	0
Undervotes	10			4	5	0	1
Contest Totals	118			56	53	7	2

Summary Results Report  
Primary Runoff  
May 24th, 2022

Final Results  
SOVC  
COLLIN COUNTY

## PCT 106

### REP District Clerk

Vote For 1

	TOTAL	VOTE %		Election Day	Early Voting	Ballot By Mail	Provision al
Mike Gould	55	51.40%	<div><div></div></div>	33	21	1	0
Lynne Finley	52	48.60%	<div><div></div></div>	17	28	6	1
Total Votes Cast	107	100.00%	<div><div></div></div>	50	49	7	1
Overvotes	0			0	0	0	0
Undervotes	11			6	4	0	1
Contest Totals	118			56	53	7	2

### DEM Lieutenant Governor

Vote For 1

	TOTAL	VOTE %		Election Day	Early Voting	Ballot By Mail	Provision al
Michelle Beckley	13	33.33%	<div><div></div></div>	9	3	1	0
Mike Collier	26	66.67%	<div><div></div></div>	10	14	2	0
Total Votes Cast	39	100.00%	<div><div></div></div>	19	17	3	0
Overvotes	0			0	0	0	0
Undervotes	0			0	0	0	0
Contest Totals	39			19	17	3	0

### DEM Attorney General

Vote For 1

	TOTAL	VOTE %		Election Day	Early Voting	Ballot By Mail	Provision al
Rochelle Mercedes Garza	17	43.59%	<div><div></div></div>	7	7	3	0
Joe Jaworski	22	56.41%	<div><div></div></div>	12	10	0	0
Total Votes Cast	39	100.00%	<div><div></div></div>	19	17	3	0
Overvotes	0			0	0	0	0
Undervotes	0			0	0	0	0
Contest Totals	39			19	17	3	0

### DEM Comptroller of Public Accounts

Vote For 1

	TOTAL	VOTE %		Election Day	Early Voting	Ballot By Mail	Provision al
Angel Luis Vega	6	15.38%	<div><div></div></div>	4	2	0	0
Janet T. Dudding	33	84.62%	<div><div></div></div>	15	15	3	0
Total Votes Cast	39	100.00%	<div><div></div></div>	19	17	3	0
Overvotes	0			0	0	0	0
Undervotes	0			0	0	0	0
Contest Totals	39			19	17	3	0

## PCT 106

### DEM Commissioner of the General Land Office

Vote For 1

	TOTAL	VOTE %		Election Day	Early Voting	Ballot By Mail	Provision al
Jay Kleberg	29	74.36%	<div><div></div></div>	14	15	0	0
Sandragrace Martinez	10	25.64%	<div><div></div></div>	5	2	3	0
Total Votes Cast	39	100.00%	<div><div></div></div>	19	17	3	0
Overvotes	0			0	0	0	0
Undervotes	0			0	0	0	0
Contest Totals	39			19	17	3	0

### DEM County Chair

Vote For 1

	TOTAL	VOTE %		Election Day	Early Voting	Ballot By Mail	Provision al
Caroline Werner	29	74.36%	<div><div></div></div>	16	12	1	0
Mike Rawlins	10	25.64%	<div><div></div></div>	3	5	2	0
Total Votes Cast	39	100.00%	<div><div></div></div>	19	17	3	0
Overvotes	0			0	0	0	0
Undervotes	0			0	0	0	0
Contest Totals	39			19	17	3	0

## PCT 107

### Statistics

	TOTAL	Election Day	Early Voting	Ballot By Mail	Provisional
Registered Voters - Total	3,358				
Ballots Cast - Total	453	146	265	41	1
Ballots Cast - Republican	288	88	177	23	0
Ballots Cast - Democratic	165	58	88	18	1
Voter Turnout - Total	13.49%				

#### REP Attorney General

Vote For 1

	TOTAL	VOTE %		Election Day	Early Voting	Ballot By Mail	Provisional
George P. Bush	125	43.71%	<div><div></div></div>	36	75	14	0
Ken Paxton	161	56.29%	<div><div></div></div>	50	102	9	0
Total Votes Cast	286	100.00%	<div><div></div></div>	86	177	23	0
Overvotes	0			0	0	0	0
Undervotes	2			2	0	0	0
Contest Totals	288			88	177	23	0

#### REP Commissioner of the General Land Office

Vote For 1

	TOTAL	VOTE %		Election Day	Early Voting	Ballot By Mail	Provisional
Tim Westley	47	17.87%	<div><div></div></div>	21	20	6	0
Dawn Buckingham	216	82.13%	<div><div></div></div>	59	143	14	0
Total Votes Cast	263	100.00%	<div><div></div></div>	80	163	20	0
Overvotes	0			0	0	0	0
Undervotes	25			8	14	3	0
Contest Totals	288			88	177	23	0

#### REP Railroad Commissioner

Vote For 1

	TOTAL	VOTE %		Election Day	Early Voting	Ballot By Mail	Provisional
Sarah Stogner	87	32.34%	<div><div></div></div>	30	50	7	0
Wayne Christian	182	67.66%	<div><div></div></div>	52	115	15	0
Total Votes Cast	269	100.00%	<div><div></div></div>	82	165	22	0
Overvotes	0			0	0	0	0
Undervotes	19			6	12	1	0
Contest Totals	288			88	177	23	0

#### REP State Representative, District 70

Vote For 1

	TOTAL	VOTE %		Election Day	Early Voting	Ballot By Mail	Provisional
Jamee Jolly	145	52.16%	<div><div></div></div>	44	86	15	0
Eric J. Bowlin	133	47.84%	<div><div></div></div>	41	86	6	0
Total Votes Cast	278	100.00%	<div><div></div></div>	85	172	21	0
Overvotes	0			0	0	0	0
Undervotes	10			3	5	2	0
Contest Totals	288			88	177	23	0

## PCT 107

### REP Judge, County Court at Law No. 5

Vote For 1

	TOTAL	VOTE %		Election Day	Early Voting	Ballot By Mail	Provisional
Randy Johnson	144	56.69%	<div><div></div></div>	50	76	18	0
Jimmy Angelino	110	43.31%	<div><div></div></div>	26	80	4	0
Total Votes Cast	254	100.00%	<div><div></div></div>	76	156	22	0
Overvotes	0			0	0	0	0
Undervotes	34			12	21	1	0
Contest Totals	288			88	177	23	0

### REP District Clerk

Vote For 1

	TOTAL	VOTE %		Election Day	Early Voting	Ballot By Mail	Provisional
Mike Gould	136	53.54%	<div><div></div></div>	39	93	4	0
Lynne Finley	118	46.46%	<div><div></div></div>	37	64	17	0
Total Votes Cast	254	100.00%	<div><div></div></div>	76	157	21	0
Overvotes	0			0	0	0	0
Undervotes	34			12	20	2	0
Contest Totals	288			88	177	23	0

### DEM Lieutenant Governor

Vote For 1

	TOTAL	VOTE %		Election Day	Early Voting	Ballot By Mail	Provisional
Michelle Beckley	48	29.63%	<div><div></div></div>	19	27	2	0
Mike Collier	114	70.37%	<div><div></div></div>	39	59	15	1
Total Votes Cast	162	100.00%	<div><div></div></div>	58	86	17	1
Overvotes	0			0	0	0	0
Undervotes	3			0	2	1	0
Contest Totals	165			58	88	18	1

### DEM Attorney General

Vote For 1

	TOTAL	VOTE %		Election Day	Early Voting	Ballot By Mail	Provisional
Rochelle Mercedes Garza	76	47.50%	<div><div></div></div>	22	43	11	0
Joe Jaworski	84	52.50%	<div><div></div></div>	35	42	6	1
Total Votes Cast	160	100.00%	<div><div></div></div>	57	85	17	1
Overvotes	0			0	0	0	0
Undervotes	5			1	3	1	0
Contest Totals	165			58	88	18	1

## PCT 107

### DEM Comptroller of Public Accounts

Vote For 1

	TOTAL	VOTE %		Election Day	Early Voting	Ballot By Mail	Provisional
Angel Luis Vega	30	18.87%	<div><div></div></div>	10	16	3	1
Janet T. Dudding	129	81.13%	<div><div></div></div>	47	68	14	0
Total Votes Cast	159	100.00%	<div><div></div></div>	57	84	17	1
Overvotes	0			0	0	0	0
Undervotes	6			1	4	1	0
Contest Totals	165			58	88	18	1

### DEM Commissioner of the General Land Office

Vote For 1

	TOTAL	VOTE %		Election Day	Early Voting	Ballot By Mail	Provisional
Jay Kleberg	118	73.29%	<div><div></div></div>	41	62	14	1
Sandragrace Martinez	43	26.71%	<div><div></div></div>	16	24	3	0
Total Votes Cast	161	100.00%	<div><div></div></div>	57	86	17	1
Overvotes	0			0	0	0	0
Undervotes	4			1	2	1	0
Contest Totals	165			58	88	18	1

### DEM State Representative, District 70

Vote For 1

	TOTAL	VOTE %		Election Day	Early Voting	Ballot By Mail	Provisional
Mihaela Elizabeth Plesa	90	55.90%	<div><div></div></div>	42	41	6	1
Cassandra Garcia Hernandez	71	44.10%	<div><div></div></div>	15	45	11	0
Total Votes Cast	161	100.00%	<div><div></div></div>	57	86	17	1
Overvotes	0			0	0	0	0
Undervotes	4			1	2	1	0
Contest Totals	165			58	88	18	1

### DEM County Chair

Vote For 1

	TOTAL	VOTE %		Election Day	Early Voting	Ballot By Mail	Provisional
Caroline Werner	87	54.38%	<div><div></div></div>	36	49	1	1
Mike Rawlins	73	45.62%	<div><div></div></div>	22	35	16	0
Total Votes Cast	160	100.00%	<div><div></div></div>	58	84	17	1
Overvotes	0			0	0	0	0
Undervotes	5			0	4	1	0
Contest Totals	165			58	88	18	1

## PCT 108

### Statistics

	TOTAL	Election Day	Early Voting	Ballot By Mail	Provisional
Registered Voters - Total	2,931				
Ballots Cast - Total	233	93	109	31	0
Ballots Cast - Republican	141	66	62	13	0
Ballots Cast - Democratic	92	27	47	18	0
Voter Turnout - Total	7.95%				

#### REP Attorney General

Vote For 1

	TOTAL	VOTE %		Election Day	Early Voting	Ballot By Mail	Provisional
George P. Bush	59	42.14%	<div><div></div></div>	25	23	11	0
Ken Paxton	81	57.86%	<div><div></div></div>	40	39	2	0
Total Votes Cast	140	100.00%	<div><div></div></div>	65	62	13	0
Overvotes	0			0	0	0	0
Undervotes	1			1	0	0	0
Contest Totals	141			66	62	13	0

#### REP Commissioner of the General Land Office

Vote For 1

	TOTAL	VOTE %		Election Day	Early Voting	Ballot By Mail	Provisional
Tim Westley	28	21.54%	<div><div></div></div>	8	18	2	0
Dawn Buckingham	102	78.46%	<div><div></div></div>	52	41	9	0
Total Votes Cast	130	100.00%	<div><div></div></div>	60	59	11	0
Overvotes	0			0	0	0	0
Undervotes	11			6	3	2	0
Contest Totals	141			66	62	13	0

#### REP Railroad Commissioner

Vote For 1

	TOTAL	VOTE %		Election Day	Early Voting	Ballot By Mail	Provisional
Sarah Stogner	44	34.38%	<div><div></div></div>	18	19	7	0
Wayne Christian	84	65.62%	<div><div></div></div>	41	39	4	0
Total Votes Cast	128	100.00%	<div><div></div></div>	59	58	11	0
Overvotes	0			0	0	0	0
Undervotes	13			7	4	2	0
Contest Totals	141			66	62	13	0

#### REP Judge, County Court at Law No. 5

Vote For 1

	TOTAL	VOTE %		Election Day	Early Voting	Ballot By Mail	Provisional
Randy Johnson	56	45.53%	<div><div></div></div>	28	22	6	0
Jimmy Angelino	67	54.47%	<div><div></div></div>	31	31	5	0
Total Votes Cast	123	100.00%	<div><div></div></div>	59	53	11	0
Overvotes	0			0	0	0	0
Undervotes	18			7	9	2	0
Contest Totals	141			66	62	13	0

Summary Results Report  
Primary Runoff  
May 24th, 2022

Final Results  
SOVC  
COLLIN COUNTY

## PCT 108

### REP District Clerk

Vote For 1

	TOTAL	VOTE %		Election Day	Early Voting	Ballot By Mail	Provisional
Mike Gould	68	54.40%	<div><div></div></div>	32	31	5	0
Lynne Finley	57	45.60%	<div><div></div></div>	29	23	5	0
Total Votes Cast	125	100.00%	<div><div></div></div>	61	54	10	0
Overvotes	0			0	0	0	0
Undervotes	16			5	8	3	0
Contest Totals	141			66	62	13	0

### DEM Lieutenant Governor

Vote For 1

	TOTAL	VOTE %		Election Day	Early Voting	Ballot By Mail	Provisional
Michelle Beckley	30	32.97%	<div><div></div></div>	12	12	6	0
Mike Collier	61	67.03%	<div><div></div></div>	15	34	12	0
Total Votes Cast	91	100.00%	<div><div></div></div>	27	46	18	0
Overvotes	0			0	0	0	0
Undervotes	1			0	1	0	0
Contest Totals	92			27	47	18	0

### DEM Attorney General

Vote For 1

	TOTAL	VOTE %		Election Day	Early Voting	Ballot By Mail	Provisional
Rochelle Mercedes Garza	42	46.15%	<div><div></div></div>	19	17	6	0
Joe Jaworski	49	53.85%	<div><div></div></div>	8	29	12	0
Total Votes Cast	91	100.00%	<div><div></div></div>	27	46	18	0
Overvotes	0			0	0	0	0
Undervotes	1			0	1	0	0
Contest Totals	92			27	47	18	0

### DEM Comptroller of Public Accounts

Vote For 1

	TOTAL	VOTE %		Election Day	Early Voting	Ballot By Mail	Provisional
Angel Luis Vega	27	30.68%	<div><div></div></div>	11	14	2	0
Janet T. Dudding	61	69.32%	<div><div></div></div>	16	29	16	0
Total Votes Cast	88	100.00%	<div><div></div></div>	27	43	18	0
Overvotes	0			0	0	0	0
Undervotes	4			0	4	0	0
Contest Totals	92			27	47	18	0



## PCT 108

### DEM Commissioner of the General Land Office

Vote For 1

	TOTAL	VOTE %		Election Day	Early Voting	Ballot By Mail	Provision al
Jay Kleberg	56	64.37%	<div><div></div></div>	11	32	13	0
Sandragrace Martinez	31	35.63%	<div><div></div></div>	14	12	5	0
Total Votes Cast	87	100.00%	<div><div></div></div>	25	44	18	0
Overvotes	0			0	0	0	0
Undervotes	5			2	3	0	0
Contest Totals	92			27	47	18	0

### DEM County Chair

Vote For 1

	TOTAL	VOTE %		Election Day	Early Voting	Ballot By Mail	Provision al
Caroline Werner	49	55.68%	<div><div></div></div>	18	27	4	0
Mike Rawlins	39	44.32%	<div><div></div></div>	8	17	14	0
Total Votes Cast	88	100.00%	<div><div></div></div>	26	44	18	0
Overvotes	0			0	0	0	0
Undervotes	4			1	3	0	0
Contest Totals	92			27	47	18	0

## PCT 109

### Statistics

	TOTAL	Election Day	Early Voting	Ballot By Mail	Provisional
Registered Voters - Total	4,406				
Ballots Cast - Total	435	168	251	14	2
Ballots Cast - Republican	325	131	186	8	0
Ballots Cast - Democratic	110	37	65	6	2
Voter Turnout - Total	9.87%				

### REP Attorney General

Vote For 1

	TOTAL	VOTE %		Election Day	Early Voting	Ballot By Mail	Provisional
George P. Bush	131	40.43%	<div><div></div></div>	58	71	2	0
Ken Paxton	193	59.57%	<div><div></div></div>	73	114	6	0
Total Votes Cast	324	100.00%	<div><div></div></div>	131	185	8	0
Overvotes	0			0	0	0	0
Undervotes	1			0	1	0	0
Contest Totals	325			131	186	8	0

### REP Commissioner of the General Land Office

Vote For 1

	TOTAL	VOTE %		Election Day	Early Voting	Ballot By Mail	Provisional
Tim Westley	46	15.75%	<div><div></div></div>	21	25	0	0
Dawn Buckingham	246	84.25%	<div><div></div></div>	97	141	8	0
Total Votes Cast	292	100.00%	<div><div></div></div>	118	166	8	0
Overvotes	0			0	0	0	0
Undervotes	33			13	20	0	0
Contest Totals	325			131	186	8	0

### REP Railroad Commissioner

Vote For 1

	TOTAL	VOTE %		Election Day	Early Voting	Ballot By Mail	Provisional
Sarah Stogner	97	32.55%	<div><div></div></div>	43	52	2	0
Wayne Christian	201	67.45%	<div><div></div></div>	77	118	6	0
Total Votes Cast	298	100.00%	<div><div></div></div>	120	170	8	0
Overvotes	0			0	0	0	0
Undervotes	27			11	16	0	0
Contest Totals	325			131	186	8	0

### REP Judge, County Court at Law No. 5

Vote For 1

	TOTAL	VOTE %		Election Day	Early Voting	Ballot By Mail	Provisional
Randy Johnson	131	46.45%	<div><div></div></div>	53	76	2	0
Jimmy Angelino	151	53.55%	<div><div></div></div>	61	84	6	0
Total Votes Cast	282	100.00%	<div><div></div></div>	114	160	8	0
Overvotes	0			0	0	0	0
Undervotes	43			17	26	0	0
Contest Totals	325			131	186	8	0

Summary Results Report  
Primary Runoff  
May 24th, 2022

Final Results  
SOVC  
COLLIN COUNTY

## PCT 109

### REP District Clerk

Vote For 1

	TOTAL	VOTE %		Election Day	Early Voting	Ballot By Mail	Provisional
Mike Gould	172	62.77%	<div><div></div></div>	66	101	5	0
Lynne Finley	102	37.23%	<div><div></div></div>	50	50	2	0
Total Votes Cast	274	100.00%	<div><div></div></div>	116	151	7	0
Overvotes	0			0	0	0	0
Undervotes	51			15	35	1	0
Contest Totals	325			131	186	8	0

### DEM Lieutenant Governor

Vote For 1

	TOTAL	VOTE %		Election Day	Early Voting	Ballot By Mail	Provisional
Michelle Beckley	31	28.70%	<div><div></div></div>	14	17	0	0
Mike Collier	77	71.30%	<div><div></div></div>	22	47	6	2
Total Votes Cast	108	100.00%	<div><div></div></div>	36	64	6	2
Overvotes	0			0	0	0	0
Undervotes	2			1	1	0	0
Contest Totals	110			37	65	6	2

### DEM Attorney General

Vote For 1

	TOTAL	VOTE %		Election Day	Early Voting	Ballot By Mail	Provisional
Rochelle Mercedes Garza	57	51.82%	<div><div></div></div>	17	35	4	1
Joe Jaworski	53	48.18%	<div><div></div></div>	20	30	2	1
Total Votes Cast	110	100.00%	<div><div></div></div>	37	65	6	2
Overvotes	0			0	0	0	0
Undervotes	0			0	0	0	0
Contest Totals	110			37	65	6	2

### DEM Comptroller of Public Accounts

Vote For 1

	TOTAL	VOTE %		Election Day	Early Voting	Ballot By Mail	Provisional
Angel Luis Vega	34	32.08%	<div><div></div></div>	13	18	3	0
Janet T. Dudding	72	67.92%	<div><div></div></div>	22	45	3	2
Total Votes Cast	106	100.00%	<div><div></div></div>	35	63	6	2
Overvotes	0			0	0	0	0
Undervotes	4			2	2	0	0
Contest Totals	110			37	65	6	2

## PCT 109

### DEM Commissioner of the General Land Office

Vote For 1

	TOTAL	VOTE %		Election Day	Early Voting	Ballot By Mail	Provision al
Jay Kleberg	76	71.70%	<div><div></div></div>	25	44	5	2
Sandragrace Martinez	30	28.30%	<div><div></div></div>	10	19	1	0
Total Votes Cast	106	100.00%	<div><div></div></div>	35	63	6	2
Overvotes	0			0	0	0	0
Undervotes	4			2	2	0	0
Contest Totals	110			37	65	6	2

### DEM County Chair

Vote For 1

	TOTAL	VOTE %		Election Day	Early Voting	Ballot By Mail	Provision al
Caroline Werner	61	58.65%	<div><div></div></div>	20	38	1	2
Mike Rawlins	43	41.35%	<div><div></div></div>	13	25	5	0
Total Votes Cast	104	100.00%	<div><div></div></div>	33	63	6	2
Overvotes	0			0	0	0	0
Undervotes	6			4	2	0	0
Contest Totals	110			37	65	6	2

## PCT 110

### Statistics

	TOTAL	Election Day	Early Voting	Ballot By Mail	Provisional
Registered Voters - Total	2,801				
Ballots Cast - Total	294	123	149	22	0
Ballots Cast - Republican	209	97	96	16	0
Ballots Cast - Democratic	85	26	53	6	0
Voter Turnout - Total	10.50%				

#### REP United States Representative, District 32

Vote For 1

	TOTAL	VOTE %		Election Day	Early Voting	Ballot By Mail	Provisional
Justin Webb	77	40.96%	<div><div></div></div>	38	29	10	0
Antonio Swad	111	59.04%	<div><div></div></div>	48	58	5	0
Total Votes Cast	188	100.00%	<div><div></div></div>	86	87	15	0
Overvotes	0			0	0	0	0
Undervotes	21			11	9	1	0
Contest Totals	209			97	96	16	0

#### REP Attorney General

Vote For 1

	TOTAL	VOTE %		Election Day	Early Voting	Ballot By Mail	Provisional
George P. Bush	90	43.06%	<div><div></div></div>	38	41	11	0
Ken Paxton	119	56.94%	<div><div></div></div>	59	55	5	0
Total Votes Cast	209	100.00%	<div><div></div></div>	97	96	16	0
Overvotes	0			0	0	0	0
Undervotes	0			0	0	0	0
Contest Totals	209			97	96	16	0

#### REP Commissioner of the General Land Office

Vote For 1

	TOTAL	VOTE %		Election Day	Early Voting	Ballot By Mail	Provisional
Tim Westley	40	20.51%	<div><div></div></div>	16	16	8	0
Dawn Buckingham	155	79.49%	<div><div></div></div>	73	75	7	0
Total Votes Cast	195	100.00%	<div><div></div></div>	89	91	15	0
Overvotes	0			0	0	0	0
Undervotes	14			8	5	1	0
Contest Totals	209			97	96	16	0

#### REP Railroad Commissioner

Vote For 1

	TOTAL	VOTE %		Election Day	Early Voting	Ballot By Mail	Provisional
Sarah Stogner	75	38.27%	<div><div></div></div>	35	31	9	0
Wayne Christian	121	61.73%	<div><div></div></div>	54	61	6	0
Total Votes Cast	196	100.00%	<div><div></div></div>	89	92	15	0
Overvotes	0			0	0	0	0
Undervotes	13			8	4	1	0
Contest Totals	209			97	96	16	0

## PCT 110

### REP Judge, County Court at Law No. 5

Vote For 1

	TOTAL	VOTE %		Election Day	Early Voting	Ballot By Mail	Provisional
Randy Johnson	127	70.17%	<div><div></div></div>	58	62	7	0
Jimmy Angelino	54	29.83%	<div><div></div></div>	23	22	9	0
Total Votes Cast	181	100.00%	<div><div></div></div>	81	84	16	0
Overvotes	0			0	0	0	0
Undervotes	28			16	12	0	0
Contest Totals	209			97	96	16	0

### REP District Clerk

Vote For 1

	TOTAL	VOTE %		Election Day	Early Voting	Ballot By Mail	Provisional
Mike Gould	104	56.83%	<div><div></div></div>	44	55	5	0
Lynne Finley	79	43.17%	<div><div></div></div>	37	31	11	0
Total Votes Cast	183	100.00%	<div><div></div></div>	81	86	16	0
Overvotes	0			0	0	0	0
Undervotes	26			16	10	0	0
Contest Totals	209			97	96	16	0

### DEM Lieutenant Governor

Vote For 1

	TOTAL	VOTE %		Election Day	Early Voting	Ballot By Mail	Provisional
Michelle Beckley	24	28.92%	<div><div></div></div>	12	12	0	0
Mike Collier	59	71.08%	<div><div></div></div>	12	41	6	0
Total Votes Cast	83	100.00%	<div><div></div></div>	24	53	6	0
Overvotes	0			0	0	0	0
Undervotes	2			2	0	0	0
Contest Totals	85			26	53	6	0

### DEM Attorney General

Vote For 1

	TOTAL	VOTE %		Election Day	Early Voting	Ballot By Mail	Provisional
Rochelle Mercedes Garza	35	42.17%	<div><div></div></div>	11	21	3	0
Joe Jaworski	48	57.83%	<div><div></div></div>	13	32	3	0
Total Votes Cast	83	100.00%	<div><div></div></div>	24	53	6	0
Overvotes	0			0	0	0	0
Undervotes	2			2	0	0	0
Contest Totals	85			26	53	6	0

## PCT 110

### DEM Comptroller of Public Accounts

Vote For 1

	TOTAL	VOTE %		Election Day	Early Voting	Ballot By Mail	Provision al
Angel Luis Vega	21	26.58%	<div><div></div></div>	5	15	1	0
Janet T. Dudding	58	73.42%	<div><div></div></div>	17	36	5	0
Total Votes Cast	79	100.00%	<div><div></div></div>	22	51	6	0
Overvotes	0			0	0	0	0
Undervotes	6			4	2	0	0
Contest Totals	85			26	53	6	0

### DEM Commissioner of the General Land Office

Vote For 1

	TOTAL	VOTE %		Election Day	Early Voting	Ballot By Mail	Provision al
Jay Kleberg	57	68.67%	<div><div></div></div>	17	36	4	0
Sandragrace Martinez	26	31.33%	<div><div></div></div>	7	17	2	0
Total Votes Cast	83	100.00%	<div><div></div></div>	24	53	6	0
Overvotes	0			0	0	0	0
Undervotes	2			2	0	0	0
Contest Totals	85			26	53	6	0

### DEM County Chair

Vote For 1

	TOTAL	VOTE %		Election Day	Early Voting	Ballot By Mail	Provision al
Caroline Werner	28	35.44%	<div><div></div></div>	10	18	0	0
Mike Rawlins	51	64.56%	<div><div></div></div>	13	33	5	0
Total Votes Cast	79	100.00%	<div><div></div></div>	23	51	5	0
Overvotes	0			0	0	0	0
Undervotes	6			3	2	1	0
Contest Totals	85			26	53	6	0

## PCT 111

### Statistics

	TOTAL	Election Day	Early Voting	Ballot By Mail	Provisional
Registered Voters - Total	2,980				
Ballots Cast - Total	213	94	104	14	1
Ballots Cast - Republican	180	86	84	9	1
Ballots Cast - Democratic	33	8	20	5	0
Voter Turnout - Total	7.15%				

#### REP Attorney General

Vote For 1

	TOTAL	VOTE %		Election Day	Early Voting	Ballot By Mail	Provisional
George P. Bush	68	37.78%	<div><div></div></div>	33	31	4	0
Ken Paxton	112	62.22%	<div><div></div></div>	53	53	5	1
Total Votes Cast	180	100.00%	<div><div></div></div>	86	84	9	1
Overvotes	0			0	0	0	0
Undervotes	0			0	0	0	0
Contest Totals	180			86	84	9	1

#### REP Commissioner of the General Land Office

Vote For 1

	TOTAL	VOTE %		Election Day	Early Voting	Ballot By Mail	Provisional
Tim Westley	35	21.08%	<div><div></div></div>	14	18	3	0
Dawn Buckingham	131	78.92%	<div><div></div></div>	63	61	6	1
Total Votes Cast	166	100.00%	<div><div></div></div>	77	79	9	1
Overvotes	0			0	0	0	0
Undervotes	14			9	5	0	0
Contest Totals	180			86	84	9	1

#### REP Railroad Commissioner

Vote For 1

	TOTAL	VOTE %		Election Day	Early Voting	Ballot By Mail	Provisional
Sarah Stogner	68	40.24%	<div><div></div></div>	42	25	1	0
Wayne Christian	101	59.76%	<div><div></div></div>	38	54	8	1
Total Votes Cast	169	100.00%	<div><div></div></div>	80	79	9	1
Overvotes	0			0	0	0	0
Undervotes	11			6	5	0	0
Contest Totals	180			86	84	9	1

#### REP Judge, County Court at Law No. 5

Vote For 1

	TOTAL	VOTE %		Election Day	Early Voting	Ballot By Mail	Provisional
Randy Johnson	75	48.70%	<div><div></div></div>	31	42	2	0
Jimmy Angelino	79	51.30%	<div><div></div></div>	37	34	7	1
Total Votes Cast	154	100.00%	<div><div></div></div>	68	76	9	1
Overvotes	0			0	0	0	0
Undervotes	26			18	8	0	0
Contest Totals	180			86	84	9	1



Summary Results Report  
Primary Runoff  
May 24th, 2022

Final Results  
SOVC  
COLLIN COUNTY

## PCT 111

### REP District Clerk

Vote For 1

	TOTAL	VOTE %		Election Day	Early Voting	Ballot By Mail	Provisional
Mike Gould	82	54.67%	<div><div></div></div>	35	42	4	1
Lynne Finley	68	45.33%	<div><div></div></div>	31	32	5	0
Total Votes Cast	150	100.00%	<div><div></div></div>	66	74	9	1
Overvotes	0			0	0	0	0
Undervotes	30			20	10	0	0
Contest Totals	180			86	84	9	1

### DEM Lieutenant Governor

Vote For 1

	TOTAL	VOTE %		Election Day	Early Voting	Ballot By Mail	Provisional
Michelle Beckley	12	36.36%	<div><div></div></div>	3	4	5	0
Mike Collier	21	63.64%	<div><div></div></div>	5	16	0	0
Total Votes Cast	33	100.00%	<div><div></div></div>	8	20	5	0
Overvotes	0			0	0	0	0
Undervotes	0			0	0	0	0
Contest Totals	33			8	20	5	0

### DEM Attorney General

Vote For 1

	TOTAL	VOTE %		Election Day	Early Voting	Ballot By Mail	Provisional
Rochelle Mercedes Garza	18	54.55%	<div><div></div></div>	7	8	3	0
Joe Jaworski	15	45.45%	<div><div></div></div>	1	12	2	0
Total Votes Cast	33	100.00%	<div><div></div></div>	8	20	5	0
Overvotes	0			0	0	0	0
Undervotes	0			0	0	0	0
Contest Totals	33			8	20	5	0

### DEM Comptroller of Public Accounts

Vote For 1

	TOTAL	VOTE %		Election Day	Early Voting	Ballot By Mail	Provisional
Angel Luis Vega	4	12.90%	<div><div></div></div>	1	3	0	0
Janet T. Dudding	27	87.10%	<div><div></div></div>	7	15	5	0
Total Votes Cast	31	100.00%	<div><div></div></div>	8	18	5	0
Overvotes	0			0	0	0	0
Undervotes	2			0	2	0	0
Contest Totals	33			8	20	5	0

## PCT 111

### DEM Commissioner of the General Land Office

Vote For 1

	TOTAL	VOTE %		Election Day	Early Voting	Ballot By Mail	Provision al
Jay Kleberg	20	62.50%	<div><div></div></div>	6	14	0	0
Sandragrace Martinez	12	37.50%	<div><div></div></div>	2	5	5	0
Total Votes Cast	32	100.00%	<div><div></div></div>	8	19	5	0
Overvotes	0			0	0	0	0
Undervotes	1			0	1	0	0
Contest Totals	33			8	20	5	0

### DEM County Chair

Vote For 1

	TOTAL	VOTE %		Election Day	Early Voting	Ballot By Mail	Provision al
Caroline Werner	17	51.52%	<div><div></div></div>	5	10	2	0
Mike Rawlins	16	48.48%	<div><div></div></div>	3	10	3	0
Total Votes Cast	33	100.00%	<div><div></div></div>	8	20	5	0
Overvotes	0			0	0	0	0
Undervotes	0			0	0	0	0
Contest Totals	33			8	20	5	0

## PCT 112

### Statistics

	TOTAL	Election Day	Early Voting	Ballot By Mail	Provisional
Registered Voters - Total	3,068				
Ballots Cast - Total	341	148	167	26	0
Ballots Cast - Republican	248	113	119	16	0
Ballots Cast - Democratic	93	35	48	10	0
Voter Turnout - Total	11.11%				

#### REP Attorney General

Vote For 1

	TOTAL	VOTE %		Election Day	Early Voting	Ballot By Mail	Provisional
George P. Bush	121	48.99%	<div><div></div></div>	55	57	9	0
Ken Paxton	126	51.01%	<div><div></div></div>	57	62	7	0
Total Votes Cast	247	100.00%	<div><div></div></div>	112	119	16	0
Overvotes	0			0	0	0	0
Undervotes	1			1	0	0	0
Contest Totals	248			113	119	16	0

#### REP Commissioner of the General Land Office

Vote For 1

	TOTAL	VOTE %		Election Day	Early Voting	Ballot By Mail	Provisional
Tim Westley	55	27.36%	<div><div></div></div>	30	23	2	0
Dawn Buckingham	146	72.64%	<div><div></div></div>	62	74	10	0
Total Votes Cast	201	100.00%	<div><div></div></div>	92	97	12	0
Overvotes	0			0	0	0	0
Undervotes	47			21	22	4	0
Contest Totals	248			113	119	16	0

#### REP Railroad Commissioner

Vote For 1

	TOTAL	VOTE %		Election Day	Early Voting	Ballot By Mail	Provisional
Sarah Stogner	86	40.00%	<div><div></div></div>	38	43	5	0
Wayne Christian	129	60.00%	<div><div></div></div>	59	61	9	0
Total Votes Cast	215	100.00%	<div><div></div></div>	97	104	14	0
Overvotes	0			0	0	0	0
Undervotes	33			16	15	2	0
Contest Totals	248			113	119	16	0

#### REP Judge, County Court at Law No. 5

Vote For 1

	TOTAL	VOTE %		Election Day	Early Voting	Ballot By Mail	Provisional
Randy Johnson	124	62.94%	<div><div></div></div>	53	61	10	0
Jimmy Angelino	73	37.06%	<div><div></div></div>	36	34	3	0
Total Votes Cast	197	100.00%	<div><div></div></div>	89	95	13	0
Overvotes	0			0	0	0	0
Undervotes	51			24	24	3	0
Contest Totals	248			113	119	16	0

Summary Results Report  
Primary Runoff  
May 24th, 2022

Final Results  
SOVC  
COLLIN COUNTY

## PCT 112

### REP District Clerk

Vote For 1

	TOTAL	VOTE %		Election Day	Early Voting	Ballot By Mail	Provision al
Mike Gould	108	55.10%	<div><div></div></div>	43	62	3	0
Lynne Finley	88	44.90%	<div><div></div></div>	42	35	11	0
Total Votes Cast	196	100.00%	<div><div></div></div>	85	97	14	0
Overvotes	0			0	0	0	0
Undervotes	52			28	22	2	0
Contest Totals	248			113	119	16	0

### DEM Lieutenant Governor

Vote For 1

	TOTAL	VOTE %		Election Day	Early Voting	Ballot By Mail	Provision al
Michelle Beckley	25	26.88%	<div><div></div></div>	11	11	3	0
Mike Collier	68	73.12%	<div><div></div></div>	24	37	7	0
Total Votes Cast	93	100.00%	<div><div></div></div>	35	48	10	0
Overvotes	0			0	0	0	0
Undervotes	0			0	0	0	0
Contest Totals	93			35	48	10	0

### DEM Attorney General

Vote For 1

	TOTAL	VOTE %		Election Day	Early Voting	Ballot By Mail	Provision al
Rochelle Mercedes Garza	36	38.71%	<div><div></div></div>	14	19	3	0
Joe Jaworski	57	61.29%	<div><div></div></div>	21	29	7	0
Total Votes Cast	93	100.00%	<div><div></div></div>	35	48	10	0
Overvotes	0			0	0	0	0
Undervotes	0			0	0	0	0
Contest Totals	93			35	48	10	0

### DEM Comptroller of Public Accounts

Vote For 1

	TOTAL	VOTE %		Election Day	Early Voting	Ballot By Mail	Provision al
Angel Luis Vega	20	21.74%	<div><div></div></div>	9	10	1	0
Janet T. Dudding	72	78.26%	<div><div></div></div>	25	38	9	0
Total Votes Cast	92	100.00%	<div><div></div></div>	34	48	10	0
Overvotes	0			0	0	0	0
Undervotes	1			1	0	0	0
Contest Totals	93			35	48	10	0

## PCT 112

### DEM Commissioner of the General Land Office

Vote For 1

	TOTAL	VOTE %		Election Day	Early Voting	Ballot By Mail	Provision al
Jay Kleberg	76	81.72%	<div><div></div></div>	27	39	10	0
Sandragrace Martinez	17	18.28%	<div><div></div></div>	8	9	0	0
Total Votes Cast	93	100.00%	<div><div></div></div>	35	48	10	0
Overvotes	0			0	0	0	0
Undervotes	0			0	0	0	0
Contest Totals	93			35	48	10	0

### DEM County Chair

Vote For 1

	TOTAL	VOTE %		Election Day	Early Voting	Ballot By Mail	Provision al
Caroline Werner	45	48.91%	<div><div></div></div>	15	27	3	0
Mike Rawlins	47	51.09%	<div><div></div></div>	19	21	7	0
Total Votes Cast	92	100.00%	<div><div></div></div>	34	48	10	0
Overvotes	0			0	0	0	0
Undervotes	1			1	0	0	0
Contest Totals	93			35	48	10	0

## PCT 113

### Statistics

	TOTAL	Election Day	Early Voting	Ballot By Mail	Provisional
Registered Voters - Total	3,355				
Ballots Cast - Total	206	91	94	21	0
Ballots Cast - Republican	151	70	65	16	0
Ballots Cast - Democratic	55	21	29	5	0
Voter Turnout - Total	6.14%				

#### REP Attorney General

Vote For 1

	TOTAL	VOTE %		Election Day	Early Voting	Ballot By Mail	Provisional
George P. Bush	62	41.06%	<div><div></div></div>	28	25	9	0
Ken Paxton	89	58.94%	<div><div></div></div>	42	40	7	0
Total Votes Cast	151	100.00%	<div><div></div></div>	70	65	16	0
Overvotes	0			0	0	0	0
Undervotes	0			0	0	0	0
Contest Totals	151			70	65	16	0

#### REP Commissioner of the General Land Office

Vote For 1

	TOTAL	VOTE %		Election Day	Early Voting	Ballot By Mail	Provisional
Tim Westley	29	20.86%	<div><div></div></div>	12	13	4	0
Dawn Buckingham	110	79.14%	<div><div></div></div>	49	50	11	0
Total Votes Cast	139	100.00%	<div><div></div></div>	61	63	15	0
Overvotes	0			0	0	0	0
Undervotes	12			9	2	1	0
Contest Totals	151			70	65	16	0

#### REP Railroad Commissioner

Vote For 1

	TOTAL	VOTE %		Election Day	Early Voting	Ballot By Mail	Provisional
Sarah Stogner	64	44.14%	<div><div></div></div>	31	30	3	0
Wayne Christian	81	55.86%	<div><div></div></div>	35	34	12	0
Total Votes Cast	145	100.00%	<div><div></div></div>	66	64	15	0
Overvotes	0			0	0	0	0
Undervotes	6			4	1	1	0
Contest Totals	151			70	65	16	0

#### REP Judge, County Court at Law No. 5

Vote For 1

	TOTAL	VOTE %		Election Day	Early Voting	Ballot By Mail	Provisional
Randy Johnson	74	54.01%	<div><div></div></div>	32	30	12	0
Jimmy Angelino	63	45.99%	<div><div></div></div>	29	33	1	0
Total Votes Cast	137	100.00%	<div><div></div></div>	61	63	13	0
Overvotes	0			0	0	0	0
Undervotes	14			9	2	3	0
Contest Totals	151			70	65	16	0

Summary Results Report  
Primary Runoff  
May 24th, 2022

Final Results  
SOVC  
COLLIN COUNTY

## PCT 113

### REP District Clerk

Vote For 1

	TOTAL	VOTE %		Election Day	Early Voting	Ballot By Mail	Provisional
Mike Gould	60	44.78%	<div><div></div></div>	26	29	5	0
Lynne Finley	74	55.22%	<div><div></div></div>	32	33	9	0
Total Votes Cast	134	100.00%	<div><div></div></div>	58	62	14	0
Overvotes	0			0	0	0	0
Undervotes	17			12	3	2	0
Contest Totals	151			70	65	16	0

### DEM Lieutenant Governor

Vote For 1

	TOTAL	VOTE %		Election Day	Early Voting	Ballot By Mail	Provisional
Michelle Beckley	21	39.62%	<div><div></div></div>	7	11	3	0
Mike Collier	32	60.38%	<div><div></div></div>	12	18	2	0
Total Votes Cast	53	100.00%	<div><div></div></div>	19	29	5	0
Overvotes	0			0	0	0	0
Undervotes	2			2	0	0	0
Contest Totals	55			21	29	5	0

### DEM Attorney General

Vote For 1

	TOTAL	VOTE %		Election Day	Early Voting	Ballot By Mail	Provisional
Rochelle Mercedes Garza	31	57.41%	<div><div></div></div>	10	16	5	0
Joe Jaworski	23	42.59%	<div><div></div></div>	11	12	0	0
Total Votes Cast	54	100.00%	<div><div></div></div>	21	28	5	0
Overvotes	0			0	0	0	0
Undervotes	1			0	1	0	0
Contest Totals	55			21	29	5	0

### DEM Comptroller of Public Accounts

Vote For 1

	TOTAL	VOTE %		Election Day	Early Voting	Ballot By Mail	Provisional
Angel Luis Vega	17	33.33%	<div><div></div></div>	6	10	1	0
Janet T. Dudding	34	66.67%	<div><div></div></div>	14	17	3	0
Total Votes Cast	51	100.00%	<div><div></div></div>	20	27	4	0
Overvotes	0			0	0	0	0
Undervotes	4			1	2	1	0
Contest Totals	55			21	29	5	0

## PCT 113

### DEM Commissioner of the General Land Office

Vote For 1

	TOTAL	VOTE %		Election Day	Early Voting	Ballot By Mail	Provision al
Jay Kleberg	27	55.10%	<div><div></div></div>	12	14	1	0
Sandragrace Martinez	22	44.90%	<div><div></div></div>	7	13	2	0
Total Votes Cast	49	100.00%	<div><div></div></div>	19	27	3	0
Overvotes	0			0	0	0	0
Undervotes	6			2	2	2	0
Contest Totals	55			21	29	5	0

### DEM County Chair

Vote For 1

	TOTAL	VOTE %		Election Day	Early Voting	Ballot By Mail	Provision al
Caroline Werner	30	58.82%	<div><div></div></div>	9	18	3	0
Mike Rawlins	21	41.18%	<div><div></div></div>	10	10	1	0
Total Votes Cast	51	100.00%	<div><div></div></div>	19	28	4	0
Overvotes	0			0	0	0	0
Undervotes	4			2	1	1	0
Contest Totals	55			21	29	5	0



## PCT 114

### Statistics

	TOTAL	Election Day	Early Voting	Ballot By Mail	Provisional
Registered Voters - Total	2,270				
Ballots Cast - Total	147	84	43	18	2
Ballots Cast - Republican	112	73	30	9	0
Ballots Cast - Democratic	35	11	13	9	2
Voter Turnout - Total	6.48%				

### REP Attorney General

Vote For 1

	TOTAL	VOTE %		Election Day	Early Voting	Ballot By Mail	Provisional
George P. Bush	31	27.68%	<div><div></div></div>	18	12	1	0
Ken Paxton	81	72.32%	<div><div></div></div>	55	18	8	0
Total Votes Cast	112	100.00%	<div><div></div></div>	73	30	9	0
Overvotes	0			0	0	0	0
Undervotes	0			0	0	0	0
Contest Totals	112			73	30	9	0

### REP Commissioner of the General Land Office

Vote For 1

	TOTAL	VOTE %		Election Day	Early Voting	Ballot By Mail	Provisional
Tim Westley	29	29.00%	<div><div></div></div>	19	6	4	0
Dawn Buckingham	71	71.00%	<div><div></div></div>	44	22	5	0
Total Votes Cast	100	100.00%	<div><div></div></div>	63	28	9	0
Overvotes	0			0	0	0	0
Undervotes	12			10	2	0	0
Contest Totals	112			73	30	9	0

### REP Railroad Commissioner

Vote For 1

	TOTAL	VOTE %		Election Day	Early Voting	Ballot By Mail	Provisional
Sarah Stogner	34	32.69%	<div><div></div></div>	24	9	1	0
Wayne Christian	70	67.31%	<div><div></div></div>	42	20	8	0
Total Votes Cast	104	100.00%	<div><div></div></div>	66	29	9	0
Overvotes	0			0	0	0	0
Undervotes	8			7	1	0	0
Contest Totals	112			73	30	9	0

### REP Judge, County Court at Law No. 5

Vote For 1

	TOTAL	VOTE %		Election Day	Early Voting	Ballot By Mail	Provisional
Randy Johnson	63	63.00%	<div><div></div></div>	37	19	7	0
Jimmy Angelino	37	37.00%	<div><div></div></div>	26	9	2	0
Total Votes Cast	100	100.00%	<div><div></div></div>	63	28	9	0
Overvotes	0			0	0	0	0
Undervotes	12			10	2	0	0
Contest Totals	112			73	30	9	0

Summary Results Report  
Primary Runoff  
May 24th, 2022

Final Results  
SOVC  
COLLIN COUNTY

## PCT 114

### REP District Clerk

Vote For 1

	TOTAL	VOTE %		Election Day	Early Voting	Ballot By Mail	Provision al
Mike Gould	50	49.50%	<div><div></div></div>	32	14	4	0
Lynne Finley	51	50.50%	<div><div></div></div>	33	13	5	0
Total Votes Cast	101	100.00%	<div><div></div></div>	65	27	9	0
Overvotes	0			0	0	0	0
Undervotes	11			8	3	0	0
Contest Totals	112			73	30	9	0

### DEM Lieutenant Governor

Vote For 1

	TOTAL	VOTE %		Election Day	Early Voting	Ballot By Mail	Provision al
Michelle Beckley	13	37.14%	<div><div></div></div>	3	4	5	1
Mike Collier	22	62.86%	<div><div></div></div>	8	9	4	1
Total Votes Cast	35	100.00%	<div><div></div></div>	11	13	9	2
Overvotes	0			0	0	0	0
Undervotes	0			0	0	0	0
Contest Totals	35			11	13	9	2

### DEM Attorney General

Vote For 1

	TOTAL	VOTE %		Election Day	Early Voting	Ballot By Mail	Provision al
Rochelle Mercedes Garza	15	42.86%	<div><div></div></div>	6	6	2	1
Joe Jaworski	20	57.14%	<div><div></div></div>	5	7	7	1
Total Votes Cast	35	100.00%	<div><div></div></div>	11	13	9	2
Overvotes	0			0	0	0	0
Undervotes	0			0	0	0	0
Contest Totals	35			11	13	9	2

### DEM Comptroller of Public Accounts

Vote For 1

	TOTAL	VOTE %		Election Day	Early Voting	Ballot By Mail	Provision al
Angel Luis Vega	12	35.29%	<div><div></div></div>	3	7	2	0
Janet T. Dudding	22	64.71%	<div><div></div></div>	7	6	7	2
Total Votes Cast	34	100.00%	<div><div></div></div>	10	13	9	2
Overvotes	0			0	0	0	0
Undervotes	1			1	0	0	0
Contest Totals	35			11	13	9	2

## PCT 114

### DEM Commissioner of the General Land Office

Vote For 1

	TOTAL	VOTE %		Election Day	Early Voting	Ballot By Mail	Provision al
Jay Kleberg	24	70.59%	<div><div></div></div>	8	6	8	2
Sandragrace Martinez	10	29.41%	<div><div></div></div>	2	7	1	0
Total Votes Cast	34	100.00%	<div><div></div></div>	10	13	9	2
Overvotes	0			0	0	0	0
Undervotes	1			1	0	0	0
Contest Totals	35			11	13	9	2

### DEM County Chair

Vote For 1

	TOTAL	VOTE %		Election Day	Early Voting	Ballot By Mail	Provision al
Caroline Werner	13	37.14%	<div><div></div></div>	4	4	5	0
Mike Rawlins	22	62.86%	<div><div></div></div>	7	9	4	2
Total Votes Cast	35	100.00%	<div><div></div></div>	11	13	9	2
Overvotes	0			0	0	0	0
Undervotes	0			0	0	0	0
Contest Totals	35			11	13	9	2

## PCT 115

### Statistics

	TOTAL	Election Day	Early Voting	Ballot By Mail	Provisional
Registered Voters - Total	2,982				
Ballots Cast - Total	402	151	227	23	1
Ballots Cast - Republican	242	100	137	5	0
Ballots Cast - Democratic	160	51	90	18	1
Voter Turnout - Total	13.48%				

#### REP Attorney General

Vote For 1

	TOTAL	VOTE %		Election Day	Early Voting	Ballot By Mail	Provisional
George P. Bush	120	50.21%	<div><div></div></div>	60	56	4	0
Ken Paxton	119	49.79%	<div><div></div></div>	39	80	0	0
Total Votes Cast	239	100.00%	<div><div></div></div>	99	136	4	0
Overvotes	0			0	0	0	0
Undervotes	3			1	1	1	0
Contest Totals	242			100	137	5	0

#### REP Commissioner of the General Land Office

Vote For 1

	TOTAL	VOTE %		Election Day	Early Voting	Ballot By Mail	Provisional
Tim Westley	55	27.09%	<div><div></div></div>	24	28	3	0
Dawn Buckingham	148	72.91%	<div><div></div></div>	57	90	1	0
Total Votes Cast	203	100.00%	<div><div></div></div>	81	118	4	0
Overvotes	0			0	0	0	0
Undervotes	39			19	19	1	0
Contest Totals	242			100	137	5	0

#### REP Railroad Commissioner

Vote For 1

	TOTAL	VOTE %		Election Day	Early Voting	Ballot By Mail	Provisional
Sarah Stogner	82	38.14%	<div><div></div></div>	35	44	3	0
Wayne Christian	133	61.86%	<div><div></div></div>	52	80	1	0
Total Votes Cast	215	100.00%	<div><div></div></div>	87	124	4	0
Overvotes	0			0	0	0	0
Undervotes	27			13	13	1	0
Contest Totals	242			100	137	5	0

#### REP State Representative, District 70

Vote For 1

	TOTAL	VOTE %		Election Day	Early Voting	Ballot By Mail	Provisional
Jamee Jolly	128	57.14%	<div><div></div></div>	58	66	4	0
Eric J. Bowlin	96	42.86%	<div><div></div></div>	36	60	0	0
Total Votes Cast	224	100.00%	<div><div></div></div>	94	126	4	0
Overvotes	0			0	0	0	0
Undervotes	18			6	11	1	0
Contest Totals	242			100	137	5	0

## PCT 115

### REP Judge, County Court at Law No. 5

Vote For 1

	TOTAL	VOTE %		Election Day	Early Voting	Ballot By Mail	Provisional
Randy Johnson	101	54.89%	<div><div></div></div>	49	50	2	0
Jimmy Angelino	83	45.11%	<div><div></div></div>	27	55	1	0
Total Votes Cast	184	100.00%	<div><div></div></div>	76	105	3	0
Overvotes	0			0	0	0	0
Undervotes	58			24	32	2	0
Contest Totals	242			100	137	5	0

### REP District Clerk

Vote For 1

	TOTAL	VOTE %		Election Day	Early Voting	Ballot By Mail	Provisional
Mike Gould	103	58.19%	<div><div></div></div>	43	60	0	0
Lynne Finley	74	41.81%	<div><div></div></div>	31	40	3	0
Total Votes Cast	177	100.00%	<div><div></div></div>	74	100	3	0
Overvotes	0			0	0	0	0
Undervotes	65			26	37	2	0
Contest Totals	242			100	137	5	0

### DEM Lieutenant Governor

Vote For 1

	TOTAL	VOTE %		Election Day	Early Voting	Ballot By Mail	Provisional
Michelle Beckley	58	36.71%	<div><div></div></div>	22	32	3	1
Mike Collier	100	63.29%	<div><div></div></div>	29	56	15	0
Total Votes Cast	158	100.00%	<div><div></div></div>	51	88	18	1
Overvotes	0			0	0	0	0
Undervotes	2			0	2	0	0
Contest Totals	160			51	90	18	1

### DEM Attorney General

Vote For 1

	TOTAL	VOTE %		Election Day	Early Voting	Ballot By Mail	Provisional
Rochelle Mercedes Garza	85	54.49%	<div><div></div></div>	33	46	6	0
Joe Jaworski	71	45.51%	<div><div></div></div>	17	41	12	1
Total Votes Cast	156	100.00%	<div><div></div></div>	50	87	18	1
Overvotes	0			0	0	0	0
Undervotes	4			1	3	0	0
Contest Totals	160			51	90	18	1

## PCT 115

### DEM Comptroller of Public Accounts

Vote For 1

	TOTAL	VOTE %		Election Day	Early Voting	Ballot By Mail	Provisional
Angel Luis Vega	44	28.57%	<div><div></div></div>	18	25	1	0
Janet T. Dudding	110	71.43%	<div><div></div></div>	32	62	15	1
Total Votes Cast	154	100.00%	<div><div></div></div>	50	87	16	1
Overvotes	0			0	0	0	0
Undervotes	6			1	3	2	0
Contest Totals	160			51	90	18	1

### DEM Commissioner of the General Land Office

Vote For 1

	TOTAL	VOTE %		Election Day	Early Voting	Ballot By Mail	Provisional
Jay Kleberg	97	62.58%	<div><div></div></div>	27	58	11	1
Sandragrace Martinez	58	37.42%	<div><div></div></div>	23	29	6	0
Total Votes Cast	155	100.00%	<div><div></div></div>	50	87	17	1
Overvotes	0			0	0	0	0
Undervotes	5			1	3	1	0
Contest Totals	160			51	90	18	1

### DEM State Representative, District 70

Vote For 1

	TOTAL	VOTE %		Election Day	Early Voting	Ballot By Mail	Provisional
Mihaela Elizabeth Plesa	88	56.05%	<div><div></div></div>	32	44	12	0
Cassandra Garcia Hernandez	69	43.95%	<div><div></div></div>	19	43	6	1
Total Votes Cast	157	100.00%	<div><div></div></div>	51	87	18	1
Overvotes	0			0	0	0	0
Undervotes	3			0	3	0	0
Contest Totals	160			51	90	18	1

### DEM County Chair

Vote For 1

	TOTAL	VOTE %		Election Day	Early Voting	Ballot By Mail	Provisional
Caroline Werner	76	48.72%	<div><div></div></div>	25	44	7	0
Mike Rawlins	80	51.28%	<div><div></div></div>	26	42	11	1
Total Votes Cast	156	100.00%	<div><div></div></div>	51	86	18	1
Overvotes	0			0	0	0	0
Undervotes	4			0	4	0	0
Contest Totals	160			51	90	18	1

## PCT 116

### Statistics

	TOTAL	Election Day	Early Voting	Ballot By Mail	Provisional
Registered Voters - Total	4,831				
Ballots Cast - Total	444	202	206	36	0
Ballots Cast - Republican	336	167	149	20	0
Ballots Cast - Democratic	108	35	57	16	0
Voter Turnout - Total	9.19%				

### REP Attorney General

Vote For 1

	TOTAL	VOTE %		Election Day	Early Voting	Ballot By Mail	Provisional
George P. Bush	172	51.96%	<div><div></div></div>	97	67	8	0
Ken Paxton	159	48.04%	<div><div></div></div>	67	80	12	0
Total Votes Cast	331	100.00%	<div><div></div></div>	164	147	20	0
Overvotes	0			0	0	0	0
Undervotes	5			3	2	0	0
Contest Totals	336			167	149	20	0

### REP Commissioner of the General Land Office

Vote For 1

	TOTAL	VOTE %		Election Day	Early Voting	Ballot By Mail	Provisional
Tim Westley	70	25.36%	<div><div></div></div>	37	29	4	0
Dawn Buckingham	206	74.64%	<div><div></div></div>	98	96	12	0
Total Votes Cast	276	100.00%	<div><div></div></div>	135	125	16	0
Overvotes	0			0	0	0	0
Undervotes	60			32	24	4	0
Contest Totals	336			167	149	20	0

### REP Railroad Commissioner

Vote For 1

	TOTAL	VOTE %		Election Day	Early Voting	Ballot By Mail	Provisional
Sarah Stogner	125	43.10%	<div><div></div></div>	69	48	8	0
Wayne Christian	165	56.90%	<div><div></div></div>	72	83	10	0
Total Votes Cast	290	100.00%	<div><div></div></div>	141	131	18	0
Overvotes	0			0	0	0	0
Undervotes	46			26	18	2	0
Contest Totals	336			167	149	20	0

### REP Judge, County Court at Law No. 5

Vote For 1

	TOTAL	VOTE %		Election Day	Early Voting	Ballot By Mail	Provisional
Randy Johnson	172	65.15%	<div><div></div></div>	75	87	10	0
Jimmy Angelino	92	34.85%	<div><div></div></div>	52	35	5	0
Total Votes Cast	264	100.00%	<div><div></div></div>	127	122	15	0
Overvotes	0			0	0	0	0
Undervotes	72			40	27	5	0
Contest Totals	336			167	149	20	0

Summary Results Report  
Primary Runoff  
May 24th, 2022

Final Results  
SOVC  
COLLIN COUNTY

## PCT 116

### REP District Clerk

Vote For 1

	TOTAL	VOTE %		Election Day	Early Voting	Ballot By Mail	Provision al
Mike Gould	125	49.21%	<div><div></div></div>	53	64	8	0
Lynne Finley	129	50.79%	<div><div></div></div>	70	51	8	0
Total Votes Cast	254	100.00%	<div><div></div></div>	123	115	16	0
Overvotes	0			0	0	0	0
Undervotes	82			44	34	4	0
Contest Totals	336			167	149	20	0

### DEM Lieutenant Governor

Vote For 1

	TOTAL	VOTE %		Election Day	Early Voting	Ballot By Mail	Provision al
Michelle Beckley	29	26.85%	<div><div></div></div>	11	14	4	0
Mike Collier	79	73.15%	<div><div></div></div>	24	43	12	0
Total Votes Cast	108	100.00%	<div><div></div></div>	35	57	16	0
Overvotes	0			0	0	0	0
Undervotes	0			0	0	0	0
Contest Totals	108			35	57	16	0

### DEM Attorney General

Vote For 1

	TOTAL	VOTE %		Election Day	Early Voting	Ballot By Mail	Provision al
Rochelle Mercedes Garza	38	35.85%	<div><div></div></div>	14	17	7	0
Joe Jaworski	68	64.15%	<div><div></div></div>	20	39	9	0
Total Votes Cast	106	100.00%	<div><div></div></div>	34	56	16	0
Overvotes	0			0	0	0	0
Undervotes	2			1	1	0	0
Contest Totals	108			35	57	16	0

### DEM Comptroller of Public Accounts

Vote For 1

	TOTAL	VOTE %		Election Day	Early Voting	Ballot By Mail	Provision al
Angel Luis Vega	16	16.16%	<div><div></div></div>	3	8	5	0
Janet T. Dudding	83	83.84%	<div><div></div></div>	28	45	10	0
Total Votes Cast	99	100.00%	<div><div></div></div>	31	53	15	0
Overvotes	0			0	0	0	0
Undervotes	9			4	4	1	0
Contest Totals	108			35	57	16	0



## PCT 116

### DEM Commissioner of the General Land Office

Vote For 1

	TOTAL	VOTE %		Election Day	Early Voting	Ballot By Mail	Provision al
Jay Kleberg	69	66.99%	<div><div></div></div>	19	42	8	0
Sandragrace Martinez	34	33.01%	<div><div></div></div>	13	13	8	0
Total Votes Cast	103	100.00%	<div><div></div></div>	32	55	16	0
Overvotes	0			0	0	0	0
Undervotes	5			3	2	0	0
Contest Totals	108			35	57	16	0

### DEM County Chair

Vote For 1

	TOTAL	VOTE %		Election Day	Early Voting	Ballot By Mail	Provision al
Caroline Werner	56	54.37%	<div><div></div></div>	14	41	1	0
Mike Rawlins	47	45.63%	<div><div></div></div>	18	15	14	0
Total Votes Cast	103	100.00%	<div><div></div></div>	32	56	15	0
Overvotes	0			0	0	0	0
Undervotes	5			3	1	1	0
Contest Totals	108			35	57	16	0

## PCT 117

### Statistics

	TOTAL	Election Day	Early Voting	Ballot By Mail	Provisional
Registered Voters - Total	4,292				
Ballots Cast - Total	287	112	146	29	0
Ballots Cast - Republican	195	80	97	18	0
Ballots Cast - Democratic	92	32	49	11	0
Voter Turnout - Total	6.69%				

#### REP Attorney General

Vote For 1

	TOTAL	VOTE %		Election Day	Early Voting	Ballot By Mail	Provisional
George P. Bush	66	34.02%	<div><div></div></div>	31	27	8	0
Ken Paxton	128	65.98%	<div><div></div></div>	49	70	9	0
Total Votes Cast	194	100.00%	<div><div></div></div>	80	97	17	0
Overvotes	0			0	0	0	0
Undervotes	1			0	0	1	0
Contest Totals	195			80	97	18	0

#### REP Commissioner of the General Land Office

Vote For 1

	TOTAL	VOTE %		Election Day	Early Voting	Ballot By Mail	Provisional
Tim Westley	42	25.15%	<div><div></div></div>	16	22	4	0
Dawn Buckingham	125	74.85%	<div><div></div></div>	55	62	8	0
Total Votes Cast	167	100.00%	<div><div></div></div>	71	84	12	0
Overvotes	0			0	0	0	0
Undervotes	28			9	13	6	0
Contest Totals	195			80	97	18	0

#### REP Railroad Commissioner

Vote For 1

	TOTAL	VOTE %		Election Day	Early Voting	Ballot By Mail	Provisional
Sarah Stogner	59	34.71%	<div><div></div></div>	26	31	2	0
Wayne Christian	111	65.29%	<div><div></div></div>	44	57	10	0
Total Votes Cast	170	100.00%	<div><div></div></div>	70	88	12	0
Overvotes	0			0	0	0	0
Undervotes	25			10	9	6	0
Contest Totals	195			80	97	18	0

#### REP Judge, County Court at Law No. 5

Vote For 1

	TOTAL	VOTE %		Election Day	Early Voting	Ballot By Mail	Provisional
Randy Johnson	88	55.35%	<div><div></div></div>	31	51	6	0
Jimmy Angelino	71	44.65%	<div><div></div></div>	30	35	6	0
Total Votes Cast	159	100.00%	<div><div></div></div>	61	86	12	0
Overvotes	0			0	0	0	0
Undervotes	36			19	11	6	0
Contest Totals	195			80	97	18	0

Summary Results Report  
Primary Runoff  
May 24th, 2022

Final Results  
SOVC  
COLLIN COUNTY

## PCT 117

### REP District Clerk

Vote For 1

	TOTAL	VOTE %		Election Day	Early Voting	Ballot By Mail	Provisional
Mike Gould	89	56.33%	<div><div></div></div>	33	50	6	0
Lynne Finley	69	43.67%	<div><div></div></div>	28	34	7	0
Total Votes Cast	158	100.00%	<div><div></div></div>	61	84	13	0
Overvotes	0			0	0	0	0
Undervotes	37			19	13	5	0
Contest Totals	195			80	97	18	0

### DEM Lieutenant Governor

Vote For 1

	TOTAL	VOTE %		Election Day	Early Voting	Ballot By Mail	Provisional
Michelle Beckley	16	17.39%	<div><div></div></div>	6	5	5	0
Mike Collier	76	82.61%	<div><div></div></div>	26	44	6	0
Total Votes Cast	92	100.00%	<div><div></div></div>	32	49	11	0
Overvotes	0			0	0	0	0
Undervotes	0			0	0	0	0
Contest Totals	92			32	49	11	0

### DEM Attorney General

Vote For 1

	TOTAL	VOTE %		Election Day	Early Voting	Ballot By Mail	Provisional
Rochelle Mercedes Garza	34	37.78%	<div><div></div></div>	15	13	6	0
Joe Jaworski	56	62.22%	<div><div></div></div>	16	35	5	0
Total Votes Cast	90	100.00%	<div><div></div></div>	31	48	11	0
Overvotes	0			0	0	0	0
Undervotes	2			1	1	0	0
Contest Totals	92			32	49	11	0

### DEM Comptroller of Public Accounts

Vote For 1

	TOTAL	VOTE %		Election Day	Early Voting	Ballot By Mail	Provisional
Angel Luis Vega	48	55.17%	<div><div></div></div>	9	36	3	0
Janet T. Dudding	39	44.83%	<div><div></div></div>	20	12	7	0
Total Votes Cast	87	100.00%	<div><div></div></div>	29	48	10	0
Overvotes	0			0	0	0	0
Undervotes	5			3	1	1	0
Contest Totals	92			32	49	11	0

## PCT 117

### DEM Commissioner of the General Land Office

Vote For 1

	TOTAL	VOTE %		Election Day	Early Voting	Ballot By Mail	Provision al
Jay Kleberg	60	69.77%	<div><div></div></div>	22	32	6	0
Sandragrace Martinez	26	30.23%	<div><div></div></div>	8	14	4	0
Total Votes Cast	86	100.00%	<div><div></div></div>	30	46	10	0
Overvotes	0			0	0	0	0
Undervotes	6			2	3	1	0
Contest Totals	92			32	49	11	0

### DEM County Chair

Vote For 1

	TOTAL	VOTE %		Election Day	Early Voting	Ballot By Mail	Provision al
Caroline Werner	63	70.79%	<div><div></div></div>	19	39	5	0
Mike Rawlins	26	29.21%	<div><div></div></div>	11	10	5	0
Total Votes Cast	89	100.00%	<div><div></div></div>	30	49	10	0
Overvotes	0			0	0	0	0
Undervotes	3			2	0	1	0
Contest Totals	92			32	49	11	0

## PCT 118

### Statistics

	TOTAL	Election Day	Early Voting	Ballot By Mail	Provisional
Registered Voters - Total	4,263				
Ballots Cast - Total	256	132	109	15	0
Ballots Cast - Republican	201	113	77	11	0
Ballots Cast - Democratic	55	19	32	4	0
Voter Turnout - Total	6.01%				

#### REP Attorney General

Vote For 1

	TOTAL	VOTE %		Election Day	Early Voting	Ballot By Mail	Provisional
George P. Bush	74	37.00%	<div><div></div></div>	36	32	6	0
Ken Paxton	126	63.00%	<div><div></div></div>	76	45	5	0
Total Votes Cast	200	100.00%	<div><div></div></div>	112	77	11	0
Overvotes	0			0	0	0	0
Undervotes	1			1	0	0	0
Contest Totals	201			113	77	11	0

#### REP Commissioner of the General Land Office

Vote For 1

	TOTAL	VOTE %		Election Day	Early Voting	Ballot By Mail	Provisional
Tim Westley	37	20.44%	<div><div></div></div>	15	16	6	0
Dawn Buckingham	144	79.56%	<div><div></div></div>	83	56	5	0
Total Votes Cast	181	100.00%	<div><div></div></div>	98	72	11	0
Overvotes	0			0	0	0	0
Undervotes	20			15	5	0	0
Contest Totals	201			113	77	11	0

#### REP Railroad Commissioner

Vote For 1

	TOTAL	VOTE %		Election Day	Early Voting	Ballot By Mail	Provisional
Sarah Stogner	60	32.43%	<div><div></div></div>	29	27	4	0
Wayne Christian	125	67.57%	<div><div></div></div>	70	48	7	0
Total Votes Cast	185	100.00%	<div><div></div></div>	99	75	11	0
Overvotes	0			0	0	0	0
Undervotes	16			14	2	0	0
Contest Totals	201			113	77	11	0

#### REP Judge, County Court at Law No. 5

Vote For 1

	TOTAL	VOTE %		Election Day	Early Voting	Ballot By Mail	Provisional
Randy Johnson	99	57.89%	<div><div></div></div>	50	43	6	0
Jimmy Angelino	72	42.11%	<div><div></div></div>	41	27	4	0
Total Votes Cast	171	100.00%	<div><div></div></div>	91	70	10	0
Overvotes	0			0	0	0	0
Undervotes	30			22	7	1	0
Contest Totals	201			113	77	11	0

Summary Results Report  
Primary Runoff  
May 24th, 2022

Final Results  
SOVC  
COLLIN COUNTY

## PCT 118

### REP District Clerk

Vote For 1

	TOTAL	VOTE %		Election Day	Early Voting	Ballot By Mail	Provision al
Mike Gould	88	50.29%	<div><div></div></div>	49	35	4	0
Lynne Finley	87	49.71%	<div><div></div></div>	46	34	7	0
Total Votes Cast	175	100.00%	<div><div></div></div>	95	69	11	0
Overvotes	0			0	0	0	0
Undervotes	26			18	8	0	0
Contest Totals	201			113	77	11	0

### DEM Lieutenant Governor

Vote For 1

	TOTAL	VOTE %		Election Day	Early Voting	Ballot By Mail	Provision al
Michelle Beckley	14	26.42%	<div><div></div></div>	9	5	0	0
Mike Collier	39	73.58%	<div><div></div></div>	10	25	4	0
Total Votes Cast	53	100.00%	<div><div></div></div>	19	30	4	0
Overvotes	0			0	0	0	0
Undervotes	2			0	2	0	0
Contest Totals	55			19	32	4	0

### DEM Attorney General

Vote For 1

	TOTAL	VOTE %		Election Day	Early Voting	Ballot By Mail	Provision al
Rochelle Mercedes Garza	27	50.00%	<div><div></div></div>	11	14	2	0
Joe Jaworski	27	50.00%	<div><div></div></div>	8	17	2	0
Total Votes Cast	54	100.00%	<div><div></div></div>	19	31	4	0
Overvotes	0			0	0	0	0
Undervotes	1			0	1	0	0
Contest Totals	55			19	32	4	0

### DEM Comptroller of Public Accounts

Vote For 1

	TOTAL	VOTE %		Election Day	Early Voting	Ballot By Mail	Provision al
Angel Luis Vega	10	19.23%	<div><div></div></div>	3	6	1	0
Janet T. Dudding	42	80.77%	<div><div></div></div>	16	23	3	0
Total Votes Cast	52	100.00%	<div><div></div></div>	19	29	4	0
Overvotes	0			0	0	0	0
Undervotes	3			0	3	0	0
Contest Totals	55			19	32	4	0

## PCT 118

### DEM Commissioner of the General Land Office

Vote For 1

	TOTAL	VOTE %		Election Day	Early Voting	Ballot By Mail	Provision al
Jay Kleberg	35	66.04%	<div><div></div></div>	13	20	2	0
Sandragrace Martinez	18	33.96%	<div><div></div></div>	6	10	2	0
Total Votes Cast	53	100.00%	<div><div></div></div>	19	30	4	0
Overvotes	0			0	0	0	0
Undervotes	2			0	2	0	0
Contest Totals	55			19	32	4	0

### DEM County Chair

Vote For 1

	TOTAL	VOTE %		Election Day	Early Voting	Ballot By Mail	Provision al
Caroline Werner	31	57.41%	<div><div></div></div>	10	20	1	0
Mike Rawlins	23	42.59%	<div><div></div></div>	9	11	3	0
Total Votes Cast	54	100.00%	<div><div></div></div>	19	31	4	0
Overvotes	0			0	0	0	0
Undervotes	1			0	1	0	0
Contest Totals	55			19	32	4	0

## PCT 119

### Statistics

	TOTAL	Election Day	Early Voting	Ballot By Mail	Provisional
Registered Voters - Total	2,370				
Ballots Cast - Total	221	91	103	27	0
Ballots Cast - Republican	142	66	63	13	0
Ballots Cast - Democratic	79	25	40	14	0
Voter Turnout - Total	9.32%				

#### REP Attorney General

Vote For 1

	TOTAL	VOTE %		Election Day	Early Voting	Ballot By Mail	Provisional
George P. Bush	59	41.55%	<div><div></div></div>	30	18	11	0
Ken Paxton	83	58.45%	<div><div></div></div>	36	45	2	0
Total Votes Cast	142	100.00%	<div><div></div></div>	66	63	13	0
Overvotes	0			0	0	0	0
Undervotes	0			0	0	0	0
Contest Totals	142			66	63	13	0

#### REP Commissioner of the General Land Office

Vote For 1

	TOTAL	VOTE %		Election Day	Early Voting	Ballot By Mail	Provisional
Tim Westley	29	22.31%	<div><div></div></div>	15	10	4	0
Dawn Buckingham	101	77.69%	<div><div></div></div>	43	49	9	0
Total Votes Cast	130	100.00%	<div><div></div></div>	58	59	13	0
Overvotes	0			0	0	0	0
Undervotes	12			8	4	0	0
Contest Totals	142			66	63	13	0

#### REP Railroad Commissioner

Vote For 1

	TOTAL	VOTE %		Election Day	Early Voting	Ballot By Mail	Provisional
Sarah Stogner	42	31.11%	<div><div></div></div>	22	16	4	0
Wayne Christian	93	68.89%	<div><div></div></div>	39	45	9	0
Total Votes Cast	135	100.00%	<div><div></div></div>	61	61	13	0
Overvotes	0			0	0	0	0
Undervotes	7			5	2	0	0
Contest Totals	142			66	63	13	0

#### REP Judge, County Court at Law No. 5

Vote For 1

	TOTAL	VOTE %		Election Day	Early Voting	Ballot By Mail	Provisional
Randy Johnson	75	60.48%	<div><div></div></div>	34	33	8	0
Jimmy Angelino	49	39.52%	<div><div></div></div>	22	24	3	0
Total Votes Cast	124	100.00%	<div><div></div></div>	56	57	11	0
Overvotes	0			0	0	0	0
Undervotes	18			10	6	2	0
Contest Totals	142			66	63	13	0



Summary Results Report  
Primary Runoff  
May 24th, 2022

Final Results  
SOVC  
COLLIN COUNTY

## PCT 119

### REP District Clerk

Vote For 1

	TOTAL	VOTE %		Election Day	Early Voting	Ballot By Mail	Provisional
Mike Gould	79	63.20%	<div><div></div></div>	38	36	5	0
Lynne Finley	46	36.80%	<div><div></div></div>	17	23	6	0
Total Votes Cast	125	100.00%	<div><div></div></div>	55	59	11	0
Overvotes	0			0	0	0	0
Undervotes	17			11	4	2	0
Contest Totals	142			66	63	13	0

### DEM Lieutenant Governor

Vote For 1

	TOTAL	VOTE %		Election Day	Early Voting	Ballot By Mail	Provisional
Michelle Beckley	26	33.33%	<div><div></div></div>	7	13	6	0
Mike Collier	52	66.67%	<div><div></div></div>	18	26	8	0
Total Votes Cast	78	100.00%	<div><div></div></div>	25	39	14	0
Overvotes	0			0	0	0	0
Undervotes	1			0	1	0	0
Contest Totals	79			25	40	14	0

### DEM Attorney General

Vote For 1

	TOTAL	VOTE %		Election Day	Early Voting	Ballot By Mail	Provisional
Rochelle Mercedes Garza	31	40.79%	<div><div></div></div>	14	12	5	0
Joe Jaworski	45	59.21%	<div><div></div></div>	11	25	9	0
Total Votes Cast	76	100.00%	<div><div></div></div>	25	37	14	0
Overvotes	0			0	0	0	0
Undervotes	3			0	3	0	0
Contest Totals	79			25	40	14	0

### DEM Comptroller of Public Accounts

Vote For 1

	TOTAL	VOTE %		Election Day	Early Voting	Ballot By Mail	Provisional
Angel Luis Vega	12	16.22%	<div><div></div></div>	5	3	4	0
Janet T. Dudding	62	83.78%	<div><div></div></div>	19	33	10	0
Total Votes Cast	74	100.00%	<div><div></div></div>	24	36	14	0
Overvotes	0			0	0	0	0
Undervotes	5			1	4	0	0
Contest Totals	79			25	40	14	0

## PCT 119

### DEM Commissioner of the General Land Office

Vote For 1

	TOTAL	VOTE %		Election Day	Early Voting	Ballot By Mail	Provision al
Jay Kleberg	52	68.42%	<div><div></div></div>	15	32	5	0
Sandragrace Martinez	24	31.58%	<div><div></div></div>	10	5	9	0
Total Votes Cast	76	100.00%	<div><div></div></div>	25	37	14	0
Overvotes	0			0	0	0	0
Undervotes	3			0	3	0	0
Contest Totals	79			25	40	14	0

### DEM County Chair

Vote For 1

	TOTAL	VOTE %		Election Day	Early Voting	Ballot By Mail	Provision al
Caroline Werner	41	51.90%	<div><div></div></div>	17	21	3	0
Mike Rawlins	38	48.10%	<div><div></div></div>	8	19	11	0
Total Votes Cast	79	100.00%	<div><div></div></div>	25	40	14	0
Overvotes	0			0	0	0	0
Undervotes	0			0	0	0	0
Contest Totals	79			25	40	14	0

## PCT 120

### Statistics

	TOTAL	Election Day	Early Voting	Ballot By Mail	Provisional
Registered Voters - Total	3,611				
Ballots Cast - Total	348	172	147	27	2
Ballots Cast - Republican	258	136	102	18	2
Ballots Cast - Democratic	90	36	45	9	0
Voter Turnout - Total	9.64%				

#### REP Attorney General

Vote For 1

	TOTAL	VOTE %		Election Day	Early Voting	Ballot By Mail	Provisional
George P. Bush	116	45.14%	<div><div></div></div>	63	43	8	2
Ken Paxton	141	54.86%	<div><div></div></div>	72	59	10	0
Total Votes Cast	257	100.00%	<div><div></div></div>	135	102	18	2
Overvotes	0			0	0	0	0
Undervotes	1			1	0	0	0
Contest Totals	258			136	102	18	2

#### REP Commissioner of the General Land Office

Vote For 1

	TOTAL	VOTE %		Election Day	Early Voting	Ballot By Mail	Provisional
Tim Westley	48	22.75%	<div><div></div></div>	31	14	2	1
Dawn Buckingham	163	77.25%	<div><div></div></div>	84	67	12	0
Total Votes Cast	211	100.00%	<div><div></div></div>	115	81	14	1
Overvotes	0			0	0	0	0
Undervotes	47			21	21	4	1
Contest Totals	258			136	102	18	2

#### REP Railroad Commissioner

Vote For 1

	TOTAL	VOTE %		Election Day	Early Voting	Ballot By Mail	Provisional
Sarah Stogner	85	36.96%	<div><div></div></div>	48	31	5	1
Wayne Christian	145	63.04%	<div><div></div></div>	76	58	11	0
Total Votes Cast	230	100.00%	<div><div></div></div>	124	89	16	1
Overvotes	0			0	0	0	0
Undervotes	28			12	13	2	1
Contest Totals	258			136	102	18	2

#### REP Judge, County Court at Law No. 5

Vote For 1

	TOTAL	VOTE %		Election Day	Early Voting	Ballot By Mail	Provisional
Randy Johnson	107	51.69%	<div><div></div></div>	51	42	12	2
Jimmy Angelino	100	48.31%	<div><div></div></div>	59	36	5	0
Total Votes Cast	207	100.00%	<div><div></div></div>	110	78	17	2
Overvotes	0			0	0	0	0
Undervotes	51			26	24	1	0
Contest Totals	258			136	102	18	2

Summary Results Report  
Primary Runoff  
May 24th, 2022

Final Results  
SOVC  
COLLIN COUNTY

## PCT 120

### REP District Clerk

Vote For 1

	TOTAL	VOTE %		Election Day	Early Voting	Ballot By Mail	Provisional
Mike Gould	103	49.28%	<div><div></div></div>	53	41	9	0
Lynne Finley	106	50.72%	<div><div></div></div>	61	38	6	1
Total Votes Cast	209	100.00%	<div><div></div></div>	114	79	15	1
Overvotes	0			0	0	0	0
Undervotes	49			22	23	3	1
Contest Totals	258			136	102	18	2

### DEM Lieutenant Governor

Vote For 1

	TOTAL	VOTE %		Election Day	Early Voting	Ballot By Mail	Provisional
Michelle Beckley	28	31.11%	<div><div></div></div>	17	9	2	0
Mike Collier	62	68.89%	<div><div></div></div>	19	36	7	0
Total Votes Cast	90	100.00%	<div><div></div></div>	36	45	9	0
Overvotes	0			0	0	0	0
Undervotes	0			0	0	0	0
Contest Totals	90			36	45	9	0

### DEM Attorney General

Vote For 1

	TOTAL	VOTE %		Election Day	Early Voting	Ballot By Mail	Provisional
Rochelle Mercedes Garza	39	43.33%	<div><div></div></div>	23	15	1	0
Joe Jaworski	51	56.67%	<div><div></div></div>	13	30	8	0
Total Votes Cast	90	100.00%	<div><div></div></div>	36	45	9	0
Overvotes	0			0	0	0	0
Undervotes	0			0	0	0	0
Contest Totals	90			36	45	9	0

### DEM Comptroller of Public Accounts

Vote For 1

	TOTAL	VOTE %		Election Day	Early Voting	Ballot By Mail	Provisional
Angel Luis Vega	23	26.14%	<div><div></div></div>	10	12	1	0
Janet T. Dudding	65	73.86%	<div><div></div></div>	25	32	8	0
Total Votes Cast	88	100.00%	<div><div></div></div>	35	44	9	0
Overvotes	0			0	0	0	0
Undervotes	2			1	1	0	0
Contest Totals	90			36	45	9	0

## PCT 120

### DEM Commissioner of the General Land Office

Vote For 1

	TOTAL	VOTE %		Election Day	Early Voting	Ballot By Mail	Provision al
Jay Kleberg	61	67.78%	<div><div></div></div>	17	37	7	0
Sandragrace Martinez	29	32.22%	<div><div></div></div>	19	8	2	0
Total Votes Cast	90	100.00%	<div><div></div></div>	36	45	9	0
Overvotes	0			0	0	0	0
Undervotes	0			0	0	0	0
Contest Totals	90			36	45	9	0

### DEM County Chair

Vote For 1

	TOTAL	VOTE %		Election Day	Early Voting	Ballot By Mail	Provision al
Caroline Werner	47	55.95%	<div><div></div></div>	23	23	1	0
Mike Rawlins	37	44.05%	<div><div></div></div>	8	21	8	0
Total Votes Cast	84	100.00%	<div><div></div></div>	31	44	9	0
Overvotes	0			0	0	0	0
Undervotes	6			5	1	0	0
Contest Totals	90			36	45	9	0

## PCT 121

### Statistics

	TOTAL	Election Day	Early Voting	Ballot By Mail	Provisional
Registered Voters - Total	2,782				
Ballots Cast - Total	286	104	165	15	2
Ballots Cast - Republican	142	51	81	9	1
Ballots Cast - Democratic	144	53	84	6	1
Voter Turnout - Total	10.28%				

#### REP Attorney General

Vote For 1

	TOTAL	VOTE %		Election Day	Early Voting	Ballot By Mail	Provisional
George P. Bush	42	29.58%	<div><div></div></div>	14	26	2	0
Ken Paxton	100	70.42%	<div><div></div></div>	37	55	7	1
Total Votes Cast	142	100.00%	<div><div></div></div>	51	81	9	1
Overvotes	0			0	0	0	0
Undervotes	0			0	0	0	0
Contest Totals	142			51	81	9	1

#### REP Commissioner of the General Land Office

Vote For 1

	TOTAL	VOTE %		Election Day	Early Voting	Ballot By Mail	Provisional
Tim Westley	29	21.64%	<div><div></div></div>	13	14	2	0
Dawn Buckingham	105	78.36%	<div><div></div></div>	34	63	7	1
Total Votes Cast	134	100.00%	<div><div></div></div>	47	77	9	1
Overvotes	0			0	0	0	0
Undervotes	8			4	4	0	0
Contest Totals	142			51	81	9	1

#### REP Railroad Commissioner

Vote For 1

	TOTAL	VOTE %		Election Day	Early Voting	Ballot By Mail	Provisional
Sarah Stogner	34	25.00%	<div><div></div></div>	13	19	2	0
Wayne Christian	102	75.00%	<div><div></div></div>	35	59	7	1
Total Votes Cast	136	100.00%	<div><div></div></div>	48	78	9	1
Overvotes	0			0	0	0	0
Undervotes	6			3	3	0	0
Contest Totals	142			51	81	9	1

#### REP State Representative, District 70

Vote For 1

	TOTAL	VOTE %		Election Day	Early Voting	Ballot By Mail	Provisional
Jamee Jolly	62	44.29%	<div><div></div></div>	20	35	6	1
Eric J. Bowlin	78	55.71%	<div><div></div></div>	31	44	3	0
Total Votes Cast	140	100.00%	<div><div></div></div>	51	79	9	1
Overvotes	0			0	0	0	0
Undervotes	2			0	2	0	0
Contest Totals	142			51	81	9	1

## PCT 121

### REP Judge, County Court at Law No. 5

Vote For 1

	TOTAL	VOTE %		Election Day	Early Voting	Ballot By Mail	Provisional
Randy Johnson	102	75.00%	<div><div></div></div>	35	59	8	0
Jimmy Angelino	34	25.00%	<div><div></div></div>	13	19	1	1
Total Votes Cast	136	100.00%	<div><div></div></div>	48	78	9	1
Overvotes	0			0	0	0	0
Undervotes	6			3	3	0	0
Contest Totals	142			51	81	9	1

### REP District Clerk

Vote For 1

	TOTAL	VOTE %		Election Day	Early Voting	Ballot By Mail	Provisional
Mike Gould	93	69.40%	<div><div></div></div>	35	49	8	1
Lynne Finley	41	30.60%	<div><div></div></div>	13	27	1	0
Total Votes Cast	134	100.00%	<div><div></div></div>	48	76	9	1
Overvotes	0			0	0	0	0
Undervotes	8			3	5	0	0
Contest Totals	142			51	81	9	1

### DEM Lieutenant Governor

Vote For 1

	TOTAL	VOTE %		Election Day	Early Voting	Ballot By Mail	Provisional
Michelle Beckley	42	29.37%	<div><div></div></div>	16	22	4	0
Mike Collier	101	70.63%	<div><div></div></div>	37	61	2	1
Total Votes Cast	143	100.00%	<div><div></div></div>	53	83	6	1
Overvotes	0			0	0	0	0
Undervotes	1			0	1	0	0
Contest Totals	144			53	84	6	1

### DEM Attorney General

Vote For 1

	TOTAL	VOTE %		Election Day	Early Voting	Ballot By Mail	Provisional
Rochelle Mercedes Garza	55	38.73%	<div><div></div></div>	15	35	4	1
Joe Jaworski	87	61.27%	<div><div></div></div>	36	49	2	0
Total Votes Cast	142	100.00%	<div><div></div></div>	51	84	6	1
Overvotes	0			0	0	0	0
Undervotes	2			2	0	0	0
Contest Totals	144			53	84	6	1

## PCT 121

### DEM Comptroller of Public Accounts

Vote For 1

	TOTAL	VOTE %		Election Day	Early Voting	Ballot By Mail	Provision al
Angel Luis Vega	31	21.83%	<div><div></div></div>	11	19	0	1
Janet T. Dudding	111	78.17%	<div><div></div></div>	41	64	6	0
Total Votes Cast	142	100.00%	<div><div></div></div>	52	83	6	1
Overvotes	0			0	0	0	0
Undervotes	2			1	1	0	0
Contest Totals	144			53	84	6	1

### DEM Commissioner of the General Land Office

Vote For 1

	TOTAL	VOTE %		Election Day	Early Voting	Ballot By Mail	Provision al
Jay Kleberg	98	68.53%	<div><div></div></div>	41	55	2	0
Sandragrace Martinez	45	31.47%	<div><div></div></div>	12	28	4	1
Total Votes Cast	143	100.00%	<div><div></div></div>	53	83	6	1
Overvotes	0			0	0	0	0
Undervotes	1			0	1	0	0
Contest Totals	144			53	84	6	1

### DEM State Representative, District 70

Vote For 1

	TOTAL	VOTE %		Election Day	Early Voting	Ballot By Mail	Provision al
Mihaela Elizabeth Plesa	104	72.73%	<div><div></div></div>	42	59	3	0
Cassandra Garcia Hernandez	39	27.27%	<div><div></div></div>	11	24	3	1
Total Votes Cast	143	100.00%	<div><div></div></div>	53	83	6	1
Overvotes	0			0	0	0	0
Undervotes	1			0	1	0	0
Contest Totals	144			53	84	6	1

### DEM County Chair

Vote For 1

	TOTAL	VOTE %		Election Day	Early Voting	Ballot By Mail	Provision al
Caroline Werner	97	70.29%	<div><div></div></div>	37	55	4	1
Mike Rawlins	41	29.71%	<div><div></div></div>	13	26	2	0
Total Votes Cast	138	100.00%	<div><div></div></div>	50	81	6	1
Overvotes	0			0	0	0	0
Undervotes	6			3	3	0	0
Contest Totals	144			53	84	6	1



## PCT 122

### Statistics

	TOTAL	Election Day	Early Voting	Ballot By Mail	Provisional
Registered Voters - Total	5,011				
Ballots Cast - Total	774	254	452	66	2
Ballots Cast - Republican	681	221	410	48	2
Ballots Cast - Democratic	93	33	42	18	0
Voter Turnout - Total	15.45%				

#### REP Attorney General

Vote For 1

	TOTAL	VOTE %		Election Day	Early Voting	Ballot By Mail	Provisional
George P. Bush	228	34.13%	<div><div></div></div>	81	116	30	1
Ken Paxton	440	65.87%	<div><div></div></div>	137	284	18	1
Total Votes Cast	668	100.00%	<div><div></div></div>	218	400	48	2
Overvotes	0			0	0	0	0
Undervotes	13			3	10	0	0
Contest Totals	681			221	410	48	2

#### REP Commissioner of the General Land Office

Vote For 1

	TOTAL	VOTE %		Election Day	Early Voting	Ballot By Mail	Provisional
Tim Westley	143	24.91%	<div><div></div></div>	49	82	11	1
Dawn Buckingham	431	75.09%	<div><div></div></div>	138	264	28	1
Total Votes Cast	574	100.00%	<div><div></div></div>	187	346	39	2
Overvotes	0			0	0	0	0
Undervotes	107			34	64	9	0
Contest Totals	681			221	410	48	2

#### REP Railroad Commissioner

Vote For 1

	TOTAL	VOTE %		Election Day	Early Voting	Ballot By Mail	Provisional
Sarah Stogner	215	36.50%	<div><div></div></div>	90	110	14	1
Wayne Christian	374	63.50%	<div><div></div></div>	102	246	25	1
Total Votes Cast	589	100.00%	<div><div></div></div>	192	356	39	2
Overvotes	0			0	0	0	0
Undervotes	92			29	54	9	0
Contest Totals	681			221	410	48	2

#### REP State Representative, District 61

Vote For 1

	TOTAL	VOTE %		Election Day	Early Voting	Ballot By Mail	Provisional
Frederick Frazier	406	59.88%	<div><div></div></div>	122	257	27	0
Paul Chabot	272	40.12%	<div><div></div></div>	97	153	20	2
Total Votes Cast	678	100.00%	<div><div></div></div>	219	410	47	2
Overvotes	0			0	0	0	0
Undervotes	3			2	0	1	0
Contest Totals	681			221	410	48	2

## PCT 122

### REP Judge, County Court at Law No. 5

Vote For 1

	TOTAL	VOTE %		Election Day	Early Voting	Ballot By Mail	Provisional
Randy Johnson	310	55.86%	<div><div></div></div>	89	194	26	1
Jimmy Angelino	245	44.14%	<div><div></div></div>	94	138	12	1
Total Votes Cast	555	100.00%	<div><div></div></div>	183	332	38	2
Overvotes	0			0	0	0	0
Undervotes	126			38	78	10	0
Contest Totals	681			221	410	48	2

### REP District Clerk

Vote For 1

	TOTAL	VOTE %		Election Day	Early Voting	Ballot By Mail	Provisional
Mike Gould	295	53.54%	<div><div></div></div>	90	186	18	1
Lynne Finley	256	46.46%	<div><div></div></div>	90	142	23	1
Total Votes Cast	551	100.00%	<div><div></div></div>	180	328	41	2
Overvotes	0			0	0	0	0
Undervotes	130			41	82	7	0
Contest Totals	681			221	410	48	2

### DEM Lieutenant Governor

Vote For 1

	TOTAL	VOTE %		Election Day	Early Voting	Ballot By Mail	Provisional
Michelle Beckley	22	23.66%	<div><div></div></div>	11	9	2	0
Mike Collier	71	76.34%	<div><div></div></div>	22	33	16	0
Total Votes Cast	93	100.00%	<div><div></div></div>	33	42	18	0
Overvotes	0			0	0	0	0
Undervotes	0			0	0	0	0
Contest Totals	93			33	42	18	0

### DEM Attorney General

Vote For 1

	TOTAL	VOTE %		Election Day	Early Voting	Ballot By Mail	Provisional
Rochelle Mercedes Garza	34	38.20%	<div><div></div></div>	17	16	1	0
Joe Jaworski	55	61.80%	<div><div></div></div>	15	23	17	0
Total Votes Cast	89	100.00%	<div><div></div></div>	32	39	18	0
Overvotes	0			0	0	0	0
Undervotes	4			1	3	0	0
Contest Totals	93			33	42	18	0

## PCT 122

### DEM Comptroller of Public Accounts

Vote For 1

	TOTAL	VOTE %		Election Day	Early Voting	Ballot By Mail	Provision al
Angel Luis Vega	21	24.42%	<div><div></div></div>	12	6	3	0
Janet T. Dudding	65	75.58%	<div><div></div></div>	20	30	15	0
Total Votes Cast	86	100.00%	<div><div></div></div>	32	36	18	0
Overvotes	0			0	0	0	0
Undervotes	7			1	6	0	0
Contest Totals	93			33	42	18	0

### DEM Commissioner of the General Land Office

Vote For 1

	TOTAL	VOTE %		Election Day	Early Voting	Ballot By Mail	Provision al
Jay Kleberg	67	76.14%	<div><div></div></div>	21	31	15	0
Sandragrace Martinez	21	23.86%	<div><div></div></div>	10	8	3	0
Total Votes Cast	88	100.00%	<div><div></div></div>	31	39	18	0
Overvotes	0			0	0	0	0
Undervotes	5			2	3	0	0
Contest Totals	93			33	42	18	0

### DEM County Chair

Vote For 1

	TOTAL	VOTE %		Election Day	Early Voting	Ballot By Mail	Provision al
Caroline Werner	50	59.52%	<div><div></div></div>	21	25	4	0
Mike Rawlins	34	40.48%	<div><div></div></div>	9	13	12	0
Total Votes Cast	84	100.00%	<div><div></div></div>	30	38	16	0
Overvotes	0			0	0	0	0
Undervotes	9			3	4	2	0
Contest Totals	93			33	42	18	0

## PCT 123

### Statistics

	TOTAL	Election Day	Early Voting	Ballot By Mail	Provisional
Registered Voters - Total	2,004				
Ballots Cast - Total	221	89	122	10	0
Ballots Cast - Republican	176	69	99	8	0
Ballots Cast - Democratic	45	20	23	2	0
Voter Turnout - Total	11.03%				

### REP Attorney General

Vote For 1

	TOTAL	VOTE %		Election Day	Early Voting	Ballot By Mail	Provisional
George P. Bush	72	41.14%	<div><div></div></div>	32	37	3	0
Ken Paxton	103	58.86%	<div><div></div></div>	37	61	5	0
Total Votes Cast	175	100.00%	<div><div></div></div>	69	98	8	0
Overvotes	0			0	0	0	0
Undervotes	1			0	1	0	0
Contest Totals	176			69	99	8	0

### REP Commissioner of the General Land Office

Vote For 1

	TOTAL	VOTE %		Election Day	Early Voting	Ballot By Mail	Provisional
Tim Westley	44	28.03%	<div><div></div></div>	20	22	2	0
Dawn Buckingham	113	71.97%	<div><div></div></div>	36	72	5	0
Total Votes Cast	157	100.00%	<div><div></div></div>	56	94	7	0
Overvotes	0			0	0	0	0
Undervotes	19			13	5	1	0
Contest Totals	176			69	99	8	0

### REP Railroad Commissioner

Vote For 1

	TOTAL	VOTE %		Election Day	Early Voting	Ballot By Mail	Provisional
Sarah Stogner	49	30.43%	<div><div></div></div>	21	28	0	0
Wayne Christian	112	69.57%	<div><div></div></div>	40	65	7	0
Total Votes Cast	161	100.00%	<div><div></div></div>	61	93	7	0
Overvotes	0			0	0	0	0
Undervotes	15			8	6	1	0
Contest Totals	176			69	99	8	0

### REP Judge, County Court at Law No. 5

Vote For 1

	TOTAL	VOTE %		Election Day	Early Voting	Ballot By Mail	Provisional
Randy Johnson	84	57.14%	<div><div></div></div>	34	47	3	0
Jimmy Angelino	63	42.86%	<div><div></div></div>	20	41	2	0
Total Votes Cast	147	100.00%	<div><div></div></div>	54	88	5	0
Overvotes	0			0	0	0	0
Undervotes	29			15	11	3	0
Contest Totals	176			69	99	8	0

Summary Results Report  
Primary Runoff  
May 24th, 2022

Final Results  
SOVC  
COLLIN COUNTY

## PCT 123

### REP District Clerk

Vote For 1

	TOTAL	VOTE %		Election Day	Early Voting	Ballot By Mail	Provision al
Mike Gould	76	52.41%	<div><div></div></div>	25	47	4	0
Lynne Finley	69	47.59%	<div><div></div></div>	25	41	3	0
Total Votes Cast	145	100.00%	<div><div></div></div>	50	88	7	0
Overvotes	0			0	0	0	0
Undervotes	31			19	11	1	0
Contest Totals	176			69	99	8	0

### DEM Lieutenant Governor

Vote For 1

	TOTAL	VOTE %		Election Day	Early Voting	Ballot By Mail	Provision al
Michelle Beckley	16	37.21%	<div><div></div></div>	6	9	1	0
Mike Collier	27	62.79%	<div><div></div></div>	12	14	1	0
Total Votes Cast	43	100.00%	<div><div></div></div>	18	23	2	0
Overvotes	0			0	0	0	0
Undervotes	2			2	0	0	0
Contest Totals	45			20	23	2	0

### DEM Attorney General

Vote For 1

	TOTAL	VOTE %		Election Day	Early Voting	Ballot By Mail	Provision al
Rochelle Mercedes Garza	26	59.09%	<div><div></div></div>	12	13	1	0
Joe Jaworski	18	40.91%	<div><div></div></div>	7	10	1	0
Total Votes Cast	44	100.00%	<div><div></div></div>	19	23	2	0
Overvotes	0			0	0	0	0
Undervotes	1			1	0	0	0
Contest Totals	45			20	23	2	0

### DEM Comptroller of Public Accounts

Vote For 1

	TOTAL	VOTE %		Election Day	Early Voting	Ballot By Mail	Provision al
Angel Luis Vega	23	52.27%	<div><div></div></div>	11	11	1	0
Janet T. Dudding	21	47.73%	<div><div></div></div>	8	12	1	0
Total Votes Cast	44	100.00%	<div><div></div></div>	19	23	2	0
Overvotes	0			0	0	0	0
Undervotes	1			1	0	0	0
Contest Totals	45			20	23	2	0

## PCT 123

### DEM Commissioner of the General Land Office

Vote For 1

	TOTAL	VOTE %		Election Day	Early Voting	Ballot By Mail	Provision al
Jay Kleberg	27	61.36%	<div><div></div></div>	10	16	1	0
Sandragrace Martinez	17	38.64%	<div><div></div></div>	9	7	1	0
Total Votes Cast	44	100.00%	<div><div></div></div>	19	23	2	0
Overvotes	0			0	0	0	0
Undervotes	1			1	0	0	0
Contest Totals	45			20	23	2	0

### DEM County Chair

Vote For 1

	TOTAL	VOTE %		Election Day	Early Voting	Ballot By Mail	Provision al
Caroline Werner	17	40.48%	<div><div></div></div>	6	10	1	0
Mike Rawlins	25	59.52%	<div><div></div></div>	12	12	1	0
Total Votes Cast	42	100.00%	<div><div></div></div>	18	22	2	0
Overvotes	0			0	0	0	0
Undervotes	3			2	1	0	0
Contest Totals	45			20	23	2	0

## PCT 124

### Statistics

	TOTAL	Election Day	Early Voting	Ballot By Mail	Provisional
Registered Voters - Total	3,205				
Ballots Cast - Total	237	80	110	46	1
Ballots Cast - Republican	166	64	72	29	1
Ballots Cast - Democratic	71	16	38	17	0
Voter Turnout - Total	7.39%				

#### REP Attorney General

Vote For 1

	TOTAL	VOTE %		Election Day	Early Voting	Ballot By Mail	Provisional
George P. Bush	71	43.03%	<div><div></div></div>	26	28	17	0
Ken Paxton	94	56.97%	<div><div></div></div>	38	43	12	1
Total Votes Cast	165	100.00%	<div><div></div></div>	64	71	29	1
Overvotes	0			0	0	0	0
Undervotes	1			0	1	0	0
Contest Totals	166			64	72	29	1

#### REP Commissioner of the General Land Office

Vote For 1

	TOTAL	VOTE %		Election Day	Early Voting	Ballot By Mail	Provisional
Tim Westley	38	25.85%	<div><div></div></div>	14	15	9	0
Dawn Buckingham	109	74.15%	<div><div></div></div>	43	48	17	1
Total Votes Cast	147	100.00%	<div><div></div></div>	57	63	26	1
Overvotes	0			0	0	0	0
Undervotes	19			7	9	3	0
Contest Totals	166			64	72	29	1

#### REP Railroad Commissioner

Vote For 1

	TOTAL	VOTE %		Election Day	Early Voting	Ballot By Mail	Provisional
Sarah Stogner	52	34.21%	<div><div></div></div>	23	25	4	0
Wayne Christian	100	65.79%	<div><div></div></div>	37	39	23	1
Total Votes Cast	152	100.00%	<div><div></div></div>	60	64	27	1
Overvotes	0			0	0	0	0
Undervotes	14			4	8	2	0
Contest Totals	166			64	72	29	1

#### REP Judge, County Court at Law No. 5

Vote For 1

	TOTAL	VOTE %		Election Day	Early Voting	Ballot By Mail	Provisional
Randy Johnson	83	59.29%	<div><div></div></div>	31	32	20	0
Jimmy Angelino	57	40.71%	<div><div></div></div>	26	24	6	1
Total Votes Cast	140	100.00%	<div><div></div></div>	57	56	26	1
Overvotes	0			0	0	0	0
Undervotes	26			7	16	3	0
Contest Totals	166			64	72	29	1

Summary Results Report  
Primary Runoff  
May 24th, 2022

Final Results  
SOVC  
COLLIN COUNTY

## PCT 124

### REP District Clerk

Vote For 1

	TOTAL	VOTE %		Election Day	Early Voting	Ballot By Mail	Provisional
Mike Gould	73	52.14%	<div><div></div></div>	36	26	10	1
Lynne Finley	67	47.86%	<div><div></div></div>	20	33	14	0
Total Votes Cast	140	100.00%	<div><div></div></div>	56	59	24	1
Overvotes	0			0	0	0	0
Undervotes	26			8	13	5	0
Contest Totals	166			64	72	29	1

### DEM Lieutenant Governor

Vote For 1

	TOTAL	VOTE %		Election Day	Early Voting	Ballot By Mail	Provisional
Michelle Beckley	26	36.62%	<div><div></div></div>	7	13	6	0
Mike Collier	45	63.38%	<div><div></div></div>	9	25	11	0
Total Votes Cast	71	100.00%	<div><div></div></div>	16	38	17	0
Overvotes	0			0	0	0	0
Undervotes	0			0	0	0	0
Contest Totals	71			16	38	17	0

### DEM Attorney General

Vote For 1

	TOTAL	VOTE %		Election Day	Early Voting	Ballot By Mail	Provisional
Rochelle Mercedes Garza	37	52.11%	<div><div></div></div>	8	22	7	0
Joe Jaworski	34	47.89%	<div><div></div></div>	8	16	10	0
Total Votes Cast	71	100.00%	<div><div></div></div>	16	38	17	0
Overvotes	0			0	0	0	0
Undervotes	0			0	0	0	0
Contest Totals	71			16	38	17	0

### DEM Comptroller of Public Accounts

Vote For 1

	TOTAL	VOTE %		Election Day	Early Voting	Ballot By Mail	Provisional
Angel Luis Vega	19	28.79%	<div><div></div></div>	8	7	4	0
Janet T. Dudding	47	71.21%	<div><div></div></div>	7	31	9	0
Total Votes Cast	66	100.00%	<div><div></div></div>	15	38	13	0
Overvotes	0			0	0	0	0
Undervotes	5			1	0	4	0
Contest Totals	71			16	38	17	0



## PCT 124

### DEM Commissioner of the General Land Office

Vote For 1

	TOTAL	VOTE %		Election Day	Early Voting	Ballot By Mail	Provision al
Jay Kleberg	47	70.15%	<div><div></div></div>	9	30	8	0
Sandragrace Martinez	20	29.85%	<div><div></div></div>	6	8	6	0
Total Votes Cast	67	100.00%	<div><div></div></div>	15	38	14	0
Overvotes	0			0	0	0	0
Undervotes	4			1	0	3	0
Contest Totals	71			16	38	17	0

### DEM County Chair

Vote For 1

	TOTAL	VOTE %		Election Day	Early Voting	Ballot By Mail	Provision al
Caroline Werner	30	45.45%	<div><div></div></div>	6	17	7	0
Mike Rawlins	36	54.55%	<div><div></div></div>	10	18	8	0
Total Votes Cast	66	100.00%	<div><div></div></div>	16	35	15	0
Overvotes	0			0	0	0	0
Undervotes	5			0	3	2	0
Contest Totals	71			16	38	17	0

## PCT 125

### Statistics

	TOTAL	Election Day	Early Voting	Ballot By Mail	Provisional
Registered Voters - Total	5,102				
Ballots Cast - Total	328	150	155	23	0
Ballots Cast - Republican	212	102	101	9	0
Ballots Cast - Democratic	116	48	54	14	0
Voter Turnout - Total	6.43%				

#### REP United States Representative, District 32

Vote For 1

	TOTAL	VOTE %		Election Day	Early Voting	Ballot By Mail	Provisional
Justin Webb	82	42.49%	<div><div></div></div>	40	37	5	0
Antonio Swad	111	57.51%	<div><div></div></div>	50	59	2	0
Total Votes Cast	193	100.00%	<div><div></div></div>	90	96	7	0
Overvotes	0			0	0	0	0
Undervotes	19			12	5	2	0
Contest Totals	212			102	101	9	0

#### REP Attorney General

Vote For 1

	TOTAL	VOTE %		Election Day	Early Voting	Ballot By Mail	Provisional
George P. Bush	87	41.04%	<div><div></div></div>	45	37	5	0
Ken Paxton	125	58.96%	<div><div></div></div>	57	64	4	0
Total Votes Cast	212	100.00%	<div><div></div></div>	102	101	9	0
Overvotes	0			0	0	0	0
Undervotes	0			0	0	0	0
Contest Totals	212			102	101	9	0

#### REP Commissioner of the General Land Office

Vote For 1

	TOTAL	VOTE %		Election Day	Early Voting	Ballot By Mail	Provisional
Tim Westley	54	27.98%	<div><div></div></div>	27	23	4	0
Dawn Buckingham	139	72.02%	<div><div></div></div>	65	69	5	0
Total Votes Cast	193	100.00%	<div><div></div></div>	92	92	9	0
Overvotes	0			0	0	0	0
Undervotes	19			10	9	0	0
Contest Totals	212			102	101	9	0

#### REP Railroad Commissioner

Vote For 1

	TOTAL	VOTE %		Election Day	Early Voting	Ballot By Mail	Provisional
Sarah Stogner	82	41.62%	<div><div></div></div>	46	35	1	0
Wayne Christian	115	58.38%	<div><div></div></div>	45	62	8	0
Total Votes Cast	197	100.00%	<div><div></div></div>	91	97	9	0
Overvotes	0			0	0	0	0
Undervotes	15			11	4	0	0
Contest Totals	212			102	101	9	0

## PCT 125

### REP Judge, County Court at Law No. 5

Vote For 1

	TOTAL	VOTE %		Election Day	Early Voting	Ballot By Mail	Provisional
Randy Johnson	125	69.83%	<div><div></div></div>	58	62	5	0
Jimmy Angelino	54	30.17%	<div><div></div></div>	25	29	0	0
Total Votes Cast	179	100.00%	<div><div></div></div>	83	91	5	0
Overvotes	0			0	0	0	0
Undervotes	33			19	10	4	0
Contest Totals	212			102	101	9	0

### REP District Clerk

Vote For 1

	TOTAL	VOTE %		Election Day	Early Voting	Ballot By Mail	Provisional
Mike Gould	91	50.84%	<div><div></div></div>	39	47	5	0
Lynne Finley	88	49.16%	<div><div></div></div>	40	44	4	0
Total Votes Cast	179	100.00%	<div><div></div></div>	79	91	9	0
Overvotes	0			0	0	0	0
Undervotes	33			23	10	0	0
Contest Totals	212			102	101	9	0

### DEM Lieutenant Governor

Vote For 1

	TOTAL	VOTE %		Election Day	Early Voting	Ballot By Mail	Provisional
Michelle Beckley	42	37.17%	<div><div></div></div>	20	18	4	0
Mike Collier	71	62.83%	<div><div></div></div>	26	36	9	0
Total Votes Cast	113	100.00%	<div><div></div></div>	46	54	13	0
Overvotes	0			0	0	0	0
Undervotes	3			2	0	1	0
Contest Totals	116			48	54	14	0

### DEM Attorney General

Vote For 1

	TOTAL	VOTE %		Election Day	Early Voting	Ballot By Mail	Provisional
Rochelle Mercedes Garza	68	60.18%	<div><div></div></div>	36	26	6	0
Joe Jaworski	45	39.82%	<div><div></div></div>	11	27	7	0
Total Votes Cast	113	100.00%	<div><div></div></div>	47	53	13	0
Overvotes	0			0	0	0	0
Undervotes	3			1	1	1	0
Contest Totals	116			48	54	14	0

## PCT 125

### DEM Comptroller of Public Accounts

Vote For 1

	TOTAL	VOTE %		Election Day	Early Voting	Ballot By Mail	Provision al
Angel Luis Vega	41	36.94%	<div><div></div></div>	18	18	5	0
Janet T. Dudding	70	63.06%	<div><div></div></div>	28	34	8	0
Total Votes Cast	111	100.00%	<div><div></div></div>	46	52	13	0
Overvotes	0			0	0	0	0
Undervotes	5			2	2	1	0
Contest Totals	116			48	54	14	0

### DEM Commissioner of the General Land Office

Vote For 1

	TOTAL	VOTE %		Election Day	Early Voting	Ballot By Mail	Provision al
Jay Kleberg	63	57.80%	<div><div></div></div>	23	31	9	0
Sandragrace Martinez	46	42.20%	<div><div></div></div>	23	20	3	0
Total Votes Cast	109	100.00%	<div><div></div></div>	46	51	12	0
Overvotes	0			0	0	0	0
Undervotes	7			2	3	2	0
Contest Totals	116			48	54	14	0

### DEM County Chair

Vote For 1

	TOTAL	VOTE %		Election Day	Early Voting	Ballot By Mail	Provision al
Caroline Werner	54	48.21%	<div><div></div></div>	20	26	8	0
Mike Rawlins	58	51.79%	<div><div></div></div>	26	26	6	0
Total Votes Cast	112	100.00%	<div><div></div></div>	46	52	14	0
Overvotes	0			0	0	0	0
Undervotes	4			2	2	0	0
Contest Totals	116			48	54	14	0

## PCT 126

### Statistics

	TOTAL	Election Day	Early Voting	Ballot By Mail	Provisional
Registered Voters - Total	4,741				
Ballots Cast - Total	440	155	256	29	0
Ballots Cast - Republican	323	100	203	20	0
Ballots Cast - Democratic	117	55	53	9	0
Voter Turnout - Total	9.28%				

#### REP Attorney General

Vote For 1

	TOTAL	VOTE %		Election Day	Early Voting	Ballot By Mail	Provisional
George P. Bush	111	34.69%	<div><div></div></div>	28	72	11	0
Ken Paxton	209	65.31%	<div><div></div></div>	71	129	9	0
Total Votes Cast	320	100.00%	<div><div></div></div>	99	201	20	0
Overvotes	0			0	0	0	0
Undervotes	3			1	2	0	0
Contest Totals	323			100	203	20	0

#### REP Commissioner of the General Land Office

Vote For 1

	TOTAL	VOTE %		Election Day	Early Voting	Ballot By Mail	Provisional
Tim Westley	80	29.09%	<div><div></div></div>	25	46	9	0
Dawn Buckingham	195	70.91%	<div><div></div></div>	58	129	8	0
Total Votes Cast	275	100.00%	<div><div></div></div>	83	175	17	0
Overvotes	0			0	0	0	0
Undervotes	48			17	28	3	0
Contest Totals	323			100	203	20	0

#### REP Railroad Commissioner

Vote For 1

	TOTAL	VOTE %		Election Day	Early Voting	Ballot By Mail	Provisional
Sarah Stogner	101	34.47%	<div><div></div></div>	32	62	7	0
Wayne Christian	192	65.53%	<div><div></div></div>	59	124	9	0
Total Votes Cast	293	100.00%	<div><div></div></div>	91	186	16	0
Overvotes	0			0	0	0	0
Undervotes	30			9	17	4	0
Contest Totals	323			100	203	20	0

#### REP State Representative, District 61

Vote For 1

	TOTAL	VOTE %		Election Day	Early Voting	Ballot By Mail	Provisional
Frederick Frazier	195	62.50%	<div><div></div></div>	49	135	11	0
Paul Chabot	117	37.50%	<div><div></div></div>	47	63	7	0
Total Votes Cast	312	100.00%	<div><div></div></div>	96	198	18	0
Overvotes	0			0	0	0	0
Undervotes	11			4	5	2	0
Contest Totals	323			100	203	20	0

## PCT 126

### REP Judge, County Court at Law No. 5

Vote For 1

	TOTAL	VOTE %		Election Day	Early Voting	Ballot By Mail	Provision al
Randy Johnson	162	57.45%	<div><div></div></div>	49	102	11	0
Jimmy Angelino	120	42.55%	<div><div></div></div>	38	76	6	0
Total Votes Cast	282	100.00%	<div><div></div></div>	87	178	17	0
Overvotes	0			0	0	0	0
Undervotes	41			13	25	3	0
Contest Totals	323			100	203	20	0

### REP District Clerk

Vote For 1

	TOTAL	VOTE %		Election Day	Early Voting	Ballot By Mail	Provision al
Mike Gould	147	54.04%	<div><div></div></div>	47	94	6	0
Lynne Finley	125	45.96%	<div><div></div></div>	43	73	9	0
Total Votes Cast	272	100.00%	<div><div></div></div>	90	167	15	0
Overvotes	0			0	0	0	0
Undervotes	51			10	36	5	0
Contest Totals	323			100	203	20	0

### REP Constable, Precinct 1

Vote For 1

	TOTAL	VOTE %		Election Day	Early Voting	Ballot By Mail	Provision al
Cris Trevino	103	39.46%	<div><div></div></div>	35	63	5	0
Matt Carpenter	158	60.54%	<div><div></div></div>	51	96	11	0
Total Votes Cast	261	100.00%	<div><div></div></div>	86	159	16	0
Overvotes	0			0	0	0	0
Undervotes	62			14	44	4	0
Contest Totals	323			100	203	20	0

### REP Precinct Chair, Precinct 126

Vote For 1

	TOTAL	VOTE %		Election Day	Early Voting	Ballot By Mail	Provision al
Rachel Elliott	160	67.51%	<div><div></div></div>	43	105	12	0
Stephanie Oliver	77	32.49%	<div><div></div></div>	29	46	2	0
Total Votes Cast	237	100.00%	<div><div></div></div>	72	151	14	0
Overvotes	0			0	0	0	0
Undervotes	86			28	52	6	0
Contest Totals	323			100	203	20	0

## PCT 126

### DEM Lieutenant Governor

Vote For 1

	TOTAL	VOTE %		Election Day	Early Voting	Ballot By Mail	Provision al
Michelle Beckley	54	46.96%	<div><div></div></div>	30	21	3	0
Mike Collier	61	53.04%	<div><div></div></div>	25	30	6	0
Total Votes Cast	115	100.00%	<div><div></div></div>	55	51	9	0
Overvotes	0			0	0	0	0
Undervotes	2			0	2	0	0
Contest Totals	117			55	53	9	0

### DEM Attorney General

Vote For 1

	TOTAL	VOTE %		Election Day	Early Voting	Ballot By Mail	Provision al
Rochelle Mercedes Garza	70	60.87%	<div><div></div></div>	35	28	7	0
Joe Jaworski	45	39.13%	<div><div></div></div>	20	23	2	0
Total Votes Cast	115	100.00%	<div><div></div></div>	55	51	9	0
Overvotes	0			0	0	0	0
Undervotes	2			0	2	0	0
Contest Totals	117			55	53	9	0

### DEM Comptroller of Public Accounts

Vote For 1

	TOTAL	VOTE %		Election Day	Early Voting	Ballot By Mail	Provision al
Angel Luis Vega	44	38.60%	<div><div></div></div>	19	22	3	0
Janet T. Dudding	70	61.40%	<div><div></div></div>	35	29	6	0
Total Votes Cast	114	100.00%	<div><div></div></div>	54	51	9	0
Overvotes	0			0	0	0	0
Undervotes	3			1	2	0	0
Contest Totals	117			55	53	9	0

### DEM Commissioner of the General Land Office

Vote For 1

	TOTAL	VOTE %		Election Day	Early Voting	Ballot By Mail	Provision al
Jay Kleberg	64	56.14%	<div><div></div></div>	27	31	6	0
Sandragrace Martinez	50	43.86%	<div><div></div></div>	26	21	3	0
Total Votes Cast	114	100.00%	<div><div></div></div>	53	52	9	0
Overvotes	0			0	0	0	0
Undervotes	3			2	1	0	0
Contest Totals	117			55	53	9	0

PCT 126

DEM County Chair							
Vote For 1							
	TOTAL	VOTE %		Election Day	Early Voting	Ballot By Mail	Provision al
Caroline Werner	72	63.72%	<div><div></div></div>	36	33	3	0
Mike Rawlins	41	36.28%	<div><div></div></div>	18	17	6	0
Total Votes Cast	113	100.00%	<div><div></div></div>	54	50	9	0
Overvotes	0			0	0	0	0
Undervotes	4			1	3	0	0
Contest Totals	117			55	53	9	0



## PCT 127

### Statistics

	TOTAL	Election Day	Early Voting	Ballot By Mail	Provisional
Registered Voters - Total	3,842				
Ballots Cast - Total	229	112	91	25	1
Ballots Cast - Republican	127	64	57	5	1
Ballots Cast - Democratic	102	48	34	20	0
Voter Turnout - Total	5.96%				

### REP Attorney General

Vote For 1

	TOTAL	VOTE %		Election Day	Early Voting	Ballot By Mail	Provisional
George P. Bush	41	32.54%	<div><div></div></div>	20	17	4	0
Ken Paxton	85	67.46%	<div><div></div></div>	43	40	1	1
Total Votes Cast	126	100.00%	<div><div></div></div>	63	57	5	1
Overvotes	0			0	0	0	0
Undervotes	1			1	0	0	0
Contest Totals	127			64	57	5	1

### REP Commissioner of the General Land Office

Vote For 1

	TOTAL	VOTE %		Election Day	Early Voting	Ballot By Mail	Provisional
Tim Westley	33	28.21%	<div><div></div></div>	17	11	5	0
Dawn Buckingham	84	71.79%	<div><div></div></div>	41	42	0	1
Total Votes Cast	117	100.00%	<div><div></div></div>	58	53	5	1
Overvotes	0			0	0	0	0
Undervotes	10			6	4	0	0
Contest Totals	127			64	57	5	1

### REP Railroad Commissioner

Vote For 1

	TOTAL	VOTE %		Election Day	Early Voting	Ballot By Mail	Provisional
Sarah Stogner	48	40.00%	<div><div></div></div>	25	19	4	0
Wayne Christian	72	60.00%	<div><div></div></div>	34	36	1	1
Total Votes Cast	120	100.00%	<div><div></div></div>	59	55	5	1
Overvotes	0			0	0	0	0
Undervotes	7			5	2	0	0
Contest Totals	127			64	57	5	1

### REP Judge, County Court at Law No. 5

Vote For 1

	TOTAL	VOTE %		Election Day	Early Voting	Ballot By Mail	Provisional
Randy Johnson	62	55.36%	<div><div></div></div>	35	21	5	1
Jimmy Angelino	50	44.64%	<div><div></div></div>	20	30	0	0
Total Votes Cast	112	100.00%	<div><div></div></div>	55	51	5	1
Overvotes	0			0	0	0	0
Undervotes	15			9	6	0	0
Contest Totals	127			64	57	5	1

Summary Results Report  
Primary Runoff  
May 24th, 2022

Final Results  
SOVC  
COLLIN COUNTY

## PCT 127

### REP District Clerk

Vote For 1

	TOTAL	VOTE %		Election Day	Early Voting	Ballot By Mail	Provisional
Mike Gould	56	50.45%	<div><div></div></div>	28	26	2	0
Lynne Finley	55	49.55%	<div><div></div></div>	25	26	3	1
Total Votes Cast	111	100.00%	<div><div></div></div>	53	52	5	1
Overvotes	0			0	0	0	0
Undervotes	16			11	5	0	0
Contest Totals	127			64	57	5	1

### DEM Lieutenant Governor

Vote For 1

	TOTAL	VOTE %		Election Day	Early Voting	Ballot By Mail	Provisional
Michelle Beckley	37	36.27%	<div><div></div></div>	22	7	8	0
Mike Collier	65	63.73%	<div><div></div></div>	26	27	12	0
Total Votes Cast	102	100.00%	<div><div></div></div>	48	34	20	0
Overvotes	0			0	0	0	0
Undervotes	0			0	0	0	0
Contest Totals	102			48	34	20	0

### DEM Attorney General

Vote For 1

	TOTAL	VOTE %		Election Day	Early Voting	Ballot By Mail	Provisional
Rochelle Mercedes Garza	50	50.51%	<div><div></div></div>	27	14	9	0
Joe Jaworski	49	49.49%	<div><div></div></div>	18	20	11	0
Total Votes Cast	99	100.00%	<div><div></div></div>	45	34	20	0
Overvotes	0			0	0	0	0
Undervotes	3			3	0	0	0
Contest Totals	102			48	34	20	0

### DEM Comptroller of Public Accounts

Vote For 1

	TOTAL	VOTE %		Election Day	Early Voting	Ballot By Mail	Provisional
Angel Luis Vega	36	36.00%	<div><div></div></div>	18	10	8	0
Janet T. Dudding	64	64.00%	<div><div></div></div>	28	24	12	0
Total Votes Cast	100	100.00%	<div><div></div></div>	46	34	20	0
Overvotes	0			0	0	0	0
Undervotes	2			2	0	0	0
Contest Totals	102			48	34	20	0

## PCT 127

### DEM Commissioner of the General Land Office

Vote For 1

	TOTAL	VOTE %		Election Day	Early Voting	Ballot By Mail	Provision al
Jay Kleberg	70	72.16%	<div><div></div></div>	33	27	10	0
Sandragrace Martinez	27	27.84%	<div><div></div></div>	11	7	9	0
Total Votes Cast	97	100.00%	<div><div></div></div>	44	34	19	0
Overvotes	0			0	0	0	0
Undervotes	5			4	0	1	0
Contest Totals	102			48	34	20	0

### DEM County Chair

Vote For 1

	TOTAL	VOTE %		Election Day	Early Voting	Ballot By Mail	Provision al
Caroline Werner	47	47.96%	<div><div></div></div>	24	18	5	0
Mike Rawlins	51	52.04%	<div><div></div></div>	22	15	14	0
Total Votes Cast	98	100.00%	<div><div></div></div>	46	33	19	0
Overvotes	0			0	0	0	0
Undervotes	4			2	1	1	0
Contest Totals	102			48	34	20	0

## PCT 128

### Statistics

	TOTAL	Election Day	Early Voting	Ballot By Mail	Provisional
Registered Voters - Total	3,023				
Ballots Cast - Total	304	176	108	20	0
Ballots Cast - Republican	272	162	97	13	0
Ballots Cast - Democratic	32	14	11	7	0
Voter Turnout - Total	10.06%				

#### REP Attorney General

Vote For 1

	TOTAL	VOTE %		Election Day	Early Voting	Ballot By Mail	Provisional
George P. Bush	78	28.78%	<div><div></div></div>	46	25	7	0
Ken Paxton	193	71.22%	<div><div></div></div>	116	71	6	0
Total Votes Cast	271	100.00%	<div><div></div></div>	162	96	13	0
Overvotes	0			0	0	0	0
Undervotes	1			0	1	0	0
Contest Totals	272			162	97	13	0

#### REP Commissioner of the General Land Office

Vote For 1

	TOTAL	VOTE %		Election Day	Early Voting	Ballot By Mail	Provisional
Tim Westley	59	24.08%	<div><div></div></div>	35	20	4	0
Dawn Buckingham	186	75.92%	<div><div></div></div>	105	74	7	0
Total Votes Cast	245	100.00%	<div><div></div></div>	140	94	11	0
Overvotes	0			0	0	0	0
Undervotes	27			22	3	2	0
Contest Totals	272			162	97	13	0

#### REP Railroad Commissioner

Vote For 1

	TOTAL	VOTE %		Election Day	Early Voting	Ballot By Mail	Provisional
Sarah Stogner	94	36.72%	<div><div></div></div>	53	35	6	0
Wayne Christian	162	63.28%	<div><div></div></div>	96	59	7	0
Total Votes Cast	256	100.00%	<div><div></div></div>	149	94	13	0
Overvotes	0			0	0	0	0
Undervotes	16			13	3	0	0
Contest Totals	272			162	97	13	0

#### REP Judge, County Court at Law No. 5

Vote For 1

	TOTAL	VOTE %		Election Day	Early Voting	Ballot By Mail	Provisional
Randy Johnson	152	65.52%	<div><div></div></div>	85	59	8	0
Jimmy Angelino	80	34.48%	<div><div></div></div>	48	28	4	0
Total Votes Cast	232	100.00%	<div><div></div></div>	133	87	12	0
Overvotes	0			0	0	0	0
Undervotes	40			29	10	1	0
Contest Totals	272			162	97	13	0

## PCT 128

### REP District Clerk

Vote For 1

	TOTAL	VOTE %		Election Day	Early Voting	Ballot By Mail	Provision al
Mike Gould	141	58.51%	<div><div></div></div>	89	49	3	0
Lynne Finley	100	41.49%	<div><div></div></div>	56	38	6	0
Total Votes Cast	241	100.00%	<div><div></div></div>	145	87	9	0
Overvotes	0			0	0	0	0
Undervotes	31			17	10	4	0
Contest Totals	272			162	97	13	0

### REP Precinct Chair, Precinct 128

Vote For 1

	TOTAL	VOTE %		Election Day	Early Voting	Ballot By Mail	Provision al
Suzanne Silva	65	34.03%	<div><div></div></div>	42	20	3	0
Sonia Vigen	16	8.38%	<div><div></div></div>	7	8	1	0
Dana Christian Palmer	110	57.59%	<div><div></div></div>	56	48	6	0
Total Votes Cast	191	100.00%	<div><div></div></div>	105	76	10	0
Overvotes	0			0	0	0	0
Undervotes	81			57	21	3	0
Contest Totals	272			162	97	13	0

### DEM Lieutenant Governor

Vote For 1

	TOTAL	VOTE %		Election Day	Early Voting	Ballot By Mail	Provision al
Michelle Beckley	9	28.12%	<div><div></div></div>	5	4	0	0
Mike Collier	23	71.88%	<div><div></div></div>	9	7	7	0
Total Votes Cast	32	100.00%	<div><div></div></div>	14	11	7	0
Overvotes	0			0	0	0	0
Undervotes	0			0	0	0	0
Contest Totals	32			14	11	7	0

### DEM Attorney General

Vote For 1

	TOTAL	VOTE %		Election Day	Early Voting	Ballot By Mail	Provision al
Rochelle Mercedes Garza	18	56.25%	<div><div></div></div>	6	7	5	0
Joe Jaworski	14	43.75%	<div><div></div></div>	8	4	2	0
Total Votes Cast	32	100.00%	<div><div></div></div>	14	11	7	0
Overvotes	0			0	0	0	0
Undervotes	0			0	0	0	0
Contest Totals	32			14	11	7	0

## PCT 128

### DEM Comptroller of Public Accounts

Vote For 1

	TOTAL	VOTE %		Election Day	Early Voting	Ballot By Mail	Provision al
Angel Luis Vega	11	36.67%	<div><div></div></div>	6	5	0	0
Janet T. Dudding	19	63.33%	<div><div></div></div>	8	4	7	0
Total Votes Cast	30	100.00%	<div><div></div></div>	14	9	7	0
Overvotes	0			0	0	0	0
Undervotes	2			0	2	0	0
Contest Totals	32			14	11	7	0

### DEM Commissioner of the General Land Office

Vote For 1

	TOTAL	VOTE %		Election Day	Early Voting	Ballot By Mail	Provision al
Jay Kleberg	16	51.61%	<div><div></div></div>	5	7	4	0
Sandragrace Martinez	15	48.39%	<div><div></div></div>	9	3	3	0
Total Votes Cast	31	100.00%	<div><div></div></div>	14	10	7	0
Overvotes	0			0	0	0	0
Undervotes	1			0	1	0	0
Contest Totals	32			14	11	7	0

### DEM County Chair

Vote For 1

	TOTAL	VOTE %		Election Day	Early Voting	Ballot By Mail	Provision al
Caroline Werner	19	59.38%	<div><div></div></div>	8	8	3	0
Mike Rawlins	13	40.62%	<div><div></div></div>	6	3	4	0
Total Votes Cast	32	100.00%	<div><div></div></div>	14	11	7	0
Overvotes	0			0	0	0	0
Undervotes	0			0	0	0	0
Contest Totals	32			14	11	7	0

## PCT 129

### Statistics

	TOTAL	Election Day	Early Voting	Ballot By Mail	Provisional
Registered Voters - Total	4,408				
Ballots Cast - Total	376	153	197	26	0
Ballots Cast - Republican	278	125	138	15	0
Ballots Cast - Democratic	98	28	59	11	0
Voter Turnout - Total	8.53%				

#### REP Attorney General

Vote For 1

	TOTAL	VOTE %		Election Day	Early Voting	Ballot By Mail	Provisional
George P. Bush	90	32.49%	<div><div></div></div>	36	50	4	0
Ken Paxton	187	67.51%	<div><div></div></div>	89	87	11	0
Total Votes Cast	277	100.00%	<div><div></div></div>	125	137	15	0
Overvotes	0			0	0	0	0
Undervotes	1			0	1	0	0
Contest Totals	278			125	138	15	0

#### REP Commissioner of the General Land Office

Vote For 1

	TOTAL	VOTE %		Election Day	Early Voting	Ballot By Mail	Provisional
Tim Westley	47	19.34%	<div><div></div></div>	19	27	1	0
Dawn Buckingham	196	80.66%	<div><div></div></div>	88	96	12	0
Total Votes Cast	243	100.00%	<div><div></div></div>	107	123	13	0
Overvotes	0			0	0	0	0
Undervotes	35			18	15	2	0
Contest Totals	278			125	138	15	0

#### REP Railroad Commissioner

Vote For 1

	TOTAL	VOTE %		Election Day	Early Voting	Ballot By Mail	Provisional
Sarah Stogner	91	35.83%	<div><div></div></div>	36	53	2	0
Wayne Christian	163	64.17%	<div><div></div></div>	77	76	10	0
Total Votes Cast	254	100.00%	<div><div></div></div>	113	129	12	0
Overvotes	0			0	0	0	0
Undervotes	24			12	9	3	0
Contest Totals	278			125	138	15	0

#### REP Judge, County Court at Law No. 5

Vote For 1

	TOTAL	VOTE %		Election Day	Early Voting	Ballot By Mail	Provisional
Randy Johnson	138	56.56%	<div><div></div></div>	65	68	5	0
Jimmy Angelino	106	43.44%	<div><div></div></div>	44	55	7	0
Total Votes Cast	244	100.00%	<div><div></div></div>	109	123	12	0
Overvotes	0			0	0	0	0
Undervotes	34			16	15	3	0
Contest Totals	278			125	138	15	0

## PCT 129

### REP District Clerk

Vote For 1

	TOTAL	VOTE %		Election Day	Early Voting	Ballot By Mail	Provision al
Mike Gould	121	51.05%	<div><div></div></div>	51	62	8	0
Lynne Finley	116	48.95%	<div><div></div></div>	52	60	4	0
Total Votes Cast	237	100.00%	<div><div></div></div>	103	122	12	0
Overvotes	0			0	0	0	0
Undervotes	41			22	16	3	0
Contest Totals	278			125	138	15	0

### REP Constable, Precinct 1

Vote For 1

	TOTAL	VOTE %		Election Day	Early Voting	Ballot By Mail	Provision al
Cris Trevino	70	29.29%	<div><div></div></div>	31	39	0	0
Matt Carpenter	169	70.71%	<div><div></div></div>	77	80	12	0
Total Votes Cast	239	100.00%	<div><div></div></div>	108	119	12	0
Overvotes	0			0	0	0	0
Undervotes	39			17	19	3	0
Contest Totals	278			125	138	15	0

### DEM Lieutenant Governor

Vote For 1

	TOTAL	VOTE %		Election Day	Early Voting	Ballot By Mail	Provision al
Michelle Beckley	45	45.92%	<div><div></div></div>	17	25	3	0
Mike Collier	53	54.08%	<div><div></div></div>	11	34	8	0
Total Votes Cast	98	100.00%	<div><div></div></div>	28	59	11	0
Overvotes	0			0	0	0	0
Undervotes	0			0	0	0	0
Contest Totals	98			28	59	11	0

### DEM Attorney General

Vote For 1

	TOTAL	VOTE %		Election Day	Early Voting	Ballot By Mail	Provision al
Rochelle Mercedes Garza	66	68.04%	<div><div></div></div>	17	43	6	0
Joe Jaworski	31	31.96%	<div><div></div></div>	10	16	5	0
Total Votes Cast	97	100.00%	<div><div></div></div>	27	59	11	0
Overvotes	0			0	0	0	0
Undervotes	1			1	0	0	0
Contest Totals	98			28	59	11	0



## PCT 129

### DEM Comptroller of Public Accounts

Vote For 1

	TOTAL	VOTE %		Election Day	Early Voting	Ballot By Mail	Provision al
Angel Luis Vega	33	34.38%	<div><div></div></div>	8	23	2	0
Janet T. Dudding	63	65.62%	<div><div></div></div>	19	35	9	0
Total Votes Cast	96	100.00%	<div><div></div></div>	27	58	11	0
Overvotes	0			0	0	0	0
Undervotes	2			1	1	0	0
Contest Totals	98			28	59	11	0

### DEM Commissioner of the General Land Office

Vote For 1

	TOTAL	VOTE %		Election Day	Early Voting	Ballot By Mail	Provision al
Jay Kleberg	50	52.08%	<div><div></div></div>	14	31	5	0
Sandragrace Martinez	46	47.92%	<div><div></div></div>	13	27	6	0
Total Votes Cast	96	100.00%	<div><div></div></div>	27	58	11	0
Overvotes	0			0	0	0	0
Undervotes	2			1	1	0	0
Contest Totals	98			28	59	11	0

### DEM County Chair

Vote For 1

	TOTAL	VOTE %		Election Day	Early Voting	Ballot By Mail	Provision al
Caroline Werner	59	60.82%	<div><div></div></div>	19	36	4	0
Mike Rawlins	38	39.18%	<div><div></div></div>	8	23	7	0
Total Votes Cast	97	100.00%	<div><div></div></div>	27	59	11	0
Overvotes	0			0	0	0	0
Undervotes	1			1	0	0	0
Contest Totals	98			28	59	11	0

## PCT 130

### Statistics

	TOTAL	Election Day	Early Voting	Ballot By Mail	Provisional
Registered Voters - Total	3,813				
Ballots Cast - Total	275	100	154	20	1
Ballots Cast - Republican	173	65	93	14	1
Ballots Cast - Democratic	102	35	61	6	0
Voter Turnout - Total	7.21%				

#### REP Attorney General

Vote For 1

	TOTAL	VOTE %		Election Day	Early Voting	Ballot By Mail	Provisional
George P. Bush	58	33.92%	<div><div></div></div>	21	31	6	0
Ken Paxton	113	66.08%	<div><div></div></div>	43	62	7	1
Total Votes Cast	171	100.00%	<div><div></div></div>	64	93	13	1
Overvotes	0			0	0	0	0
Undervotes	2			1	0	1	0
Contest Totals	173			65	93	14	1

#### REP Commissioner of the General Land Office

Vote For 1

	TOTAL	VOTE %		Election Day	Early Voting	Ballot By Mail	Provisional
Tim Westley	36	23.23%	<div><div></div></div>	17	16	3	0
Dawn Buckingham	119	76.77%	<div><div></div></div>	40	69	9	1
Total Votes Cast	155	100.00%	<div><div></div></div>	57	85	12	1
Overvotes	0			0	0	0	0
Undervotes	18			8	8	2	0
Contest Totals	173			65	93	14	1

#### REP Railroad Commissioner

Vote For 1

	TOTAL	VOTE %		Election Day	Early Voting	Ballot By Mail	Provisional
Sarah Stogner	54	35.06%	<div><div></div></div>	20	30	4	0
Wayne Christian	100	64.94%	<div><div></div></div>	36	55	8	1
Total Votes Cast	154	100.00%	<div><div></div></div>	56	85	12	1
Overvotes	0			0	0	0	0
Undervotes	19			9	8	2	0
Contest Totals	173			65	93	14	1

#### REP Judge, County Court at Law No. 5

Vote For 1

	TOTAL	VOTE %		Election Day	Early Voting	Ballot By Mail	Provisional
Randy Johnson	70	46.67%	<div><div></div></div>	26	36	7	1
Jimmy Angelino	80	53.33%	<div><div></div></div>	29	46	5	0
Total Votes Cast	150	100.00%	<div><div></div></div>	55	82	12	1
Overvotes	0			0	0	0	0
Undervotes	23			10	11	2	0
Contest Totals	173			65	93	14	1

Summary Results Report  
Primary Runoff  
May 24th, 2022

Final Results  
SOVC  
COLLIN COUNTY

## PCT 130

### REP District Clerk

Vote For 1

	TOTAL	VOTE %		Election Day	Early Voting	Ballot By Mail	Provision al
Mike Gould	81	51.27%	<div><div></div></div>	38	37	6	0
Lynne Finley	77	48.73%	<div><div></div></div>	19	51	6	1
Total Votes Cast	158	100.00%	<div><div></div></div>	57	88	12	1
Overvotes	0			0	0	0	0
Undervotes	15			8	5	2	0
Contest Totals	173			65	93	14	1

### DEM Lieutenant Governor

Vote For 1

	TOTAL	VOTE %		Election Day	Early Voting	Ballot By Mail	Provision al
Michelle Beckley	33	32.35%	<div><div></div></div>	13	18	2	0
Mike Collier	69	67.65%	<div><div></div></div>	22	43	4	0
Total Votes Cast	102	100.00%	<div><div></div></div>	35	61	6	0
Overvotes	0			0	0	0	0
Undervotes	0			0	0	0	0
Contest Totals	102			35	61	6	0

### DEM Attorney General

Vote For 1

	TOTAL	VOTE %		Election Day	Early Voting	Ballot By Mail	Provision al
Rochelle Mercedes Garza	45	45.00%	<div><div></div></div>	20	25	0	0
Joe Jaworski	55	55.00%	<div><div></div></div>	14	35	6	0
Total Votes Cast	100	100.00%	<div><div></div></div>	34	60	6	0
Overvotes	0			0	0	0	0
Undervotes	2			1	1	0	0
Contest Totals	102			35	61	6	0

### DEM Comptroller of Public Accounts

Vote For 1

	TOTAL	VOTE %		Election Day	Early Voting	Ballot By Mail	Provision al
Angel Luis Vega	24	24.49%	<div><div></div></div>	5	16	3	0
Janet T. Dudding	74	75.51%	<div><div></div></div>	28	43	3	0
Total Votes Cast	98	100.00%	<div><div></div></div>	33	59	6	0
Overvotes	0			0	0	0	0
Undervotes	4			2	2	0	0
Contest Totals	102			35	61	6	0

## PCT 130

### DEM Commissioner of the General Land Office

Vote For 1

	TOTAL	VOTE %		Election Day	Early Voting	Ballot By Mail	Provisional
Jay Kleberg	77	77.78%	<div><div></div></div>	29	42	6	0
Sandragrace Martinez	22	22.22%	<div><div></div></div>	5	17	0	0
Total Votes Cast	99	100.00%	<div><div></div></div>	34	59	6	0
Overvotes	0			0	0	0	0
Undervotes	3			1	2	0	0
Contest Totals	102			35	61	6	0

### DEM County Chair

Vote For 1

	TOTAL	VOTE %		Election Day	Early Voting	Ballot By Mail	Provisional
Caroline Werner	65	65.00%	<div><div></div></div>	21	44	0	0
Mike Rawlins	35	35.00%	<div><div></div></div>	14	15	6	0
Total Votes Cast	100	100.00%	<div><div></div></div>	35	59	6	0
Overvotes	0			0	0	0	0
Undervotes	2			0	2	0	0
Contest Totals	102			35	61	6	0

## PCT 131

### Statistics

	TOTAL	Election Day	Early Voting	Ballot By Mail	Provisional
Registered Voters - Total	3,055				
Ballots Cast - Total	436	169	246	21	0
Ballots Cast - Republican	369	144	206	19	0
Ballots Cast - Democratic	67	25	40	2	0
Voter Turnout - Total	14.27%				

#### REP Attorney General

Vote For 1

	TOTAL	VOTE %		Election Day	Early Voting	Ballot By Mail	Provisional
George P. Bush	118	32.42%	<div><div></div></div>	34	80	4	0
Ken Paxton	246	67.58%	<div><div></div></div>	108	123	15	0
Total Votes Cast	364	100.00%	<div><div></div></div>	142	203	19	0
Overvotes	0			0	0	0	0
Undervotes	5			2	3	0	0
Contest Totals	369			144	206	19	0

#### REP Commissioner of the General Land Office

Vote For 1

	TOTAL	VOTE %		Election Day	Early Voting	Ballot By Mail	Provisional
Tim Westley	73	23.25%	<div><div></div></div>	26	41	6	0
Dawn Buckingham	241	76.75%	<div><div></div></div>	93	137	11	0
Total Votes Cast	314	100.00%	<div><div></div></div>	119	178	17	0
Overvotes	0			0	0	0	0
Undervotes	55			25	28	2	0
Contest Totals	369			144	206	19	0

#### REP Railroad Commissioner

Vote For 1

	TOTAL	VOTE %		Election Day	Early Voting	Ballot By Mail	Provisional
Sarah Stogner	101	31.08%	<div><div></div></div>	31	66	4	0
Wayne Christian	224	68.92%	<div><div></div></div>	91	119	14	0
Total Votes Cast	325	100.00%	<div><div></div></div>	122	185	18	0
Overvotes	0			0	0	0	0
Undervotes	44			22	21	1	0
Contest Totals	369			144	206	19	0

#### REP State Representative, District 61

Vote For 1

	TOTAL	VOTE %		Election Day	Early Voting	Ballot By Mail	Provisional
Frederick Frazier	237	65.83%	<div><div></div></div>	86	141	10	0
Paul Chabot	123	34.17%	<div><div></div></div>	51	63	9	0
Total Votes Cast	360	100.00%	<div><div></div></div>	137	204	19	0
Overvotes	0			0	0	0	0
Undervotes	9			7	2	0	0
Contest Totals	369			144	206	19	0

## PCT 131

### REP Judge, County Court at Law No. 5

Vote For 1

	TOTAL	VOTE %		Election Day	Early Voting	Ballot By Mail	Provision al
Randy Johnson	189	59.62%	<div><div></div></div>	61	117	11	0
Jimmy Angelino	128	40.38%	<div><div></div></div>	59	63	6	0
Total Votes Cast	317	100.00%	<div><div></div></div>	120	180	17	0
Overvotes	0			0	0	0	0
Undervotes	52			24	26	2	0
Contest Totals	369			144	206	19	0

### REP District Clerk

Vote For 1

	TOTAL	VOTE %		Election Day	Early Voting	Ballot By Mail	Provision al
Mike Gould	190	60.90%	<div><div></div></div>	74	107	9	0
Lynne Finley	122	39.10%	<div><div></div></div>	43	71	8	0
Total Votes Cast	312	100.00%	<div><div></div></div>	117	178	17	0
Overvotes	0			0	0	0	0
Undervotes	57			27	28	2	0
Contest Totals	369			144	206	19	0

### DEM Lieutenant Governor

Vote For 1

	TOTAL	VOTE %		Election Day	Early Voting	Ballot By Mail	Provision al
Michelle Beckley	30	44.78%	<div><div></div></div>	15	15	0	0
Mike Collier	37	55.22%	<div><div></div></div>	10	25	2	0
Total Votes Cast	67	100.00%	<div><div></div></div>	25	40	2	0
Overvotes	0			0	0	0	0
Undervotes	0			0	0	0	0
Contest Totals	67			25	40	2	0

### DEM Attorney General

Vote For 1

	TOTAL	VOTE %		Election Day	Early Voting	Ballot By Mail	Provision al
Rochelle Mercedes Garza	36	53.73%	<div><div></div></div>	17	19	0	0
Joe Jaworski	31	46.27%	<div><div></div></div>	8	21	2	0
Total Votes Cast	67	100.00%	<div><div></div></div>	25	40	2	0
Overvotes	0			0	0	0	0
Undervotes	0			0	0	0	0
Contest Totals	67			25	40	2	0

## PCT 131

### DEM Comptroller of Public Accounts

Vote For 1

	TOTAL	VOTE %		Election Day	Early Voting	Ballot By Mail	Provision al
Angel Luis Vega	26	40.62%	<div><div></div></div>	8	17	1	0
Janet T. Dudding	38	59.38%	<div><div></div></div>	16	22	0	0
Total Votes Cast	64	100.00%	<div><div></div></div>	24	39	1	0
Overvotes	0			0	0	0	0
Undervotes	3			1	1	1	0
Contest Totals	67			25	40	2	0

### DEM Commissioner of the General Land Office

Vote For 1

	TOTAL	VOTE %		Election Day	Early Voting	Ballot By Mail	Provision al
Jay Kleberg	39	61.90%	<div><div></div></div>	13	25	1	0
Sandragrace Martinez	24	38.10%	<div><div></div></div>	11	13	0	0
Total Votes Cast	63	100.00%	<div><div></div></div>	24	38	1	0
Overvotes	0			0	0	0	0
Undervotes	4			1	2	1	0
Contest Totals	67			25	40	2	0

### DEM County Chair

Vote For 1

	TOTAL	VOTE %		Election Day	Early Voting	Ballot By Mail	Provision al
Caroline Werner	45	70.31%	<div><div></div></div>	19	26	0	0
Mike Rawlins	19	29.69%	<div><div></div></div>	6	13	0	0
Total Votes Cast	64	100.00%	<div><div></div></div>	25	39	0	0
Overvotes	0			0	0	0	0
Undervotes	3			0	1	2	0
Contest Totals	67			25	40	2	0

Summary Results Report  
Primary Runoff  
May 24th, 2022

Final Results  
SOVC  
COLLIN COUNTY

## PCT 132

### Statistics

	TOTAL	Election Day	Early Voting	Ballot By Mail	Provisional
Registered Voters - Total	2,812				
Ballots Cast - Total	370	148	185	35	2
Ballots Cast - Republican	210	90	111	9	0
Ballots Cast - Democratic	160	58	74	26	2
Voter Turnout - Total	13.16%				

#### REP Attorney General

Vote For 1

	TOTAL	VOTE %		Election Day	Early Voting	Ballot By Mail	Provisional
George P. Bush	88	42.31%	<div><div></div></div>	37	49	2	0
Ken Paxton	120	57.69%	<div><div></div></div>	52	61	7	0
Total Votes Cast	208	100.00%	<div><div></div></div>	89	110	9	0
Overvotes	0			0	0	0	0
Undervotes	2			1	1	0	0
Contest Totals	210			90	111	9	0

#### REP Commissioner of the General Land Office

Vote For 1

	TOTAL	VOTE %		Election Day	Early Voting	Ballot By Mail	Provisional
Tim Westley	51	29.31%	<div><div></div></div>	25	26	0	0
Dawn Buckingham	123	70.69%	<div><div></div></div>	51	67	5	0
Total Votes Cast	174	100.00%	<div><div></div></div>	76	93	5	0
Overvotes	0			0	0	0	0
Undervotes	36			14	18	4	0
Contest Totals	210			90	111	9	0

#### REP Railroad Commissioner

Vote For 1

	TOTAL	VOTE %		Election Day	Early Voting	Ballot By Mail	Provisional
Sarah Stogner	70	37.84%	<div><div></div></div>	29	39	2	0
Wayne Christian	115	62.16%	<div><div></div></div>	50	61	4	0
Total Votes Cast	185	100.00%	<div><div></div></div>	79	100	6	0
Overvotes	0			0	0	0	0
Undervotes	25			11	11	3	0
Contest Totals	210			90	111	9	0

#### REP State Representative, District 70

Vote For 1

	TOTAL	VOTE %		Election Day	Early Voting	Ballot By Mail	Provisional
Jamee Jolly	119	61.03%	<div><div></div></div>	50	63	6	0
Eric J. Bowlin	76	38.97%	<div><div></div></div>	34	39	3	0
Total Votes Cast	195	100.00%	<div><div></div></div>	84	102	9	0
Overvotes	0			0	0	0	0
Undervotes	15			6	9	0	0
Contest Totals	210			90	111	9	0



## PCT 132

### REP Judge, County Court at Law No. 5

Vote For 1

	TOTAL	VOTE %		Election Day	Early Voting	Ballot By Mail	Provisional
Randy Johnson	121	72.46%	<div><div></div></div>	56	60	5	0
Jimmy Angelino	46	27.54%	<div><div></div></div>	18	27	1	0
Total Votes Cast	167	100.00%	<div><div></div></div>	74	87	6	0
Overvotes	0			0	0	0	0
Undervotes	43			16	24	3	0
Contest Totals	210			90	111	9	0

### REP District Clerk

Vote For 1

	TOTAL	VOTE %		Election Day	Early Voting	Ballot By Mail	Provisional
Mike Gould	84	50.60%	<div><div></div></div>	32	49	3	0
Lynne Finley	82	49.40%	<div><div></div></div>	45	34	3	0
Total Votes Cast	166	100.00%	<div><div></div></div>	77	83	6	0
Overvotes	0			0	0	0	0
Undervotes	44			13	28	3	0
Contest Totals	210			90	111	9	0

### REP Precinct Chair, Precinct 132

Vote For 1

	TOTAL	VOTE %		Election Day	Early Voting	Ballot By Mail	Provisional
Stacy Hansard	67	49.26%	<div><div></div></div>	35	30	2	0
Sandy Ribbens	69	50.74%	<div><div></div></div>	26	41	2	0
Total Votes Cast	136	100.00%	<div><div></div></div>	61	71	4	0
Overvotes	0			0	0	0	0
Undervotes	74			29	40	5	0
Contest Totals	210			90	111	9	0

### DEM Lieutenant Governor

Vote For 1

	TOTAL	VOTE %		Election Day	Early Voting	Ballot By Mail	Provisional
Michelle Beckley	62	39.49%	<div><div></div></div>	25	30	7	0
Mike Collier	95	60.51%	<div><div></div></div>	31	44	18	2
Total Votes Cast	157	100.00%	<div><div></div></div>	56	74	25	2
Overvotes	0			0	0	0	0
Undervotes	3			2	0	1	0
Contest Totals	160			58	74	26	2

## PCT 132

### DEM Attorney General

Vote For 1

	TOTAL	VOTE %		Election Day	Early Voting	Ballot By Mail	Provisional
Rochelle Mercedes Garza	71	45.51%	<div><div></div></div>	30	31	8	2
Joe Jaworski	85	54.49%	<div><div></div></div>	26	42	17	0
Total Votes Cast	156	100.00%	<div><div></div></div>	56	73	25	2
Overvotes	0			0	0	0	0
Undervotes	4			2	1	1	0
Contest Totals	160			58	74	26	2

### DEM Comptroller of Public Accounts

Vote For 1

	TOTAL	VOTE %		Election Day	Early Voting	Ballot By Mail	Provisional
Angel Luis Vega	42	27.63%	<div><div></div></div>	20	17	4	1
Janet T. Dudding	110	72.37%	<div><div></div></div>	34	55	20	1
Total Votes Cast	152	100.00%	<div><div></div></div>	54	72	24	2
Overvotes	0			0	0	0	0
Undervotes	8			4	2	2	0
Contest Totals	160			58	74	26	2

### DEM Commissioner of the General Land Office

Vote For 1

	TOTAL	VOTE %		Election Day	Early Voting	Ballot By Mail	Provisional
Jay Kleberg	99	65.13%	<div><div></div></div>	27	50	20	2
Sandragrace Martinez	53	34.87%	<div><div></div></div>	26	22	5	0
Total Votes Cast	152	100.00%	<div><div></div></div>	53	72	25	2
Overvotes	0			0	0	0	0
Undervotes	8			5	2	1	0
Contest Totals	160			58	74	26	2

### DEM State Representative, District 70

Vote For 1

	TOTAL	VOTE %		Election Day	Early Voting	Ballot By Mail	Provisional
Mihaela Elizabeth Plesa	78	50.98%	<div><div></div></div>	25	37	16	0
Cassandra Garcia Hernandez	75	49.02%	<div><div></div></div>	30	36	7	2
Total Votes Cast	153	100.00%	<div><div></div></div>	55	73	23	2
Overvotes	0			0	0	0	0
Undervotes	7			3	1	3	0
Contest Totals	160			58	74	26	2

PCT 132

DEM County Chair							
Vote For 1							
	TOTAL	VOTE %		Election Day	Early Voting	Ballot By Mail	Provision al
Caroline Werner	69	43.95%	<div><div></div></div>	29	32	7	1
Mike Rawlins	88	56.05%	<div><div></div></div>	26	42	19	1
Total Votes Cast	157	100.00%	<div><div></div></div>	55	74	26	2
Overvotes	0			0	0	0	0
Undervotes	3			3	0	0	0
Contest Totals	160			58	74	26	2

## PCT 133

### Statistics

	TOTAL	Election Day	Early Voting	Ballot By Mail	Provisional
Registered Voters - Total	2,764				
Ballots Cast - Total	118	44	60	14	0
Ballots Cast - Republican	85	32	46	7	0
Ballots Cast - Democratic	33	12	14	7	0
Voter Turnout - Total	4.27%				

#### REP Attorney General

Vote For 1

	TOTAL	VOTE %		Election Day	Early Voting	Ballot By Mail	Provisional
George P. Bush	34	40.48%	<div><div></div></div>	14	13	7	0
Ken Paxton	50	59.52%	<div><div></div></div>	18	32	0	0
Total Votes Cast	84	100.00%	<div><div></div></div>	32	45	7	0
Overvotes	0			0	0	0	0
Undervotes	1			0	1	0	0
Contest Totals	85			32	46	7	0

#### REP Commissioner of the General Land Office

Vote For 1

	TOTAL	VOTE %		Election Day	Early Voting	Ballot By Mail	Provisional
Tim Westley	19	24.05%	<div><div></div></div>	6	10	3	0
Dawn Buckingham	60	75.95%	<div><div></div></div>	23	33	4	0
Total Votes Cast	79	100.00%	<div><div></div></div>	29	43	7	0
Overvotes	0			0	0	0	0
Undervotes	6			3	3	0	0
Contest Totals	85			32	46	7	0

#### REP Railroad Commissioner

Vote For 1

	TOTAL	VOTE %		Election Day	Early Voting	Ballot By Mail	Provisional
Sarah Stogner	30	37.04%	<div><div></div></div>	15	14	1	0
Wayne Christian	51	62.96%	<div><div></div></div>	15	30	6	0
Total Votes Cast	81	100.00%	<div><div></div></div>	30	44	7	0
Overvotes	0			0	0	0	0
Undervotes	4			2	2	0	0
Contest Totals	85			32	46	7	0

#### REP Judge, County Court at Law No. 5

Vote For 1

	TOTAL	VOTE %		Election Day	Early Voting	Ballot By Mail	Provisional
Randy Johnson	50	63.29%	<div><div></div></div>	20	27	3	0
Jimmy Angelino	29	36.71%	<div><div></div></div>	8	17	4	0
Total Votes Cast	79	100.00%	<div><div></div></div>	28	44	7	0
Overvotes	0			0	0	0	0
Undervotes	6			4	2	0	0
Contest Totals	85			32	46	7	0

Summary Results Report  
Primary Runoff  
May 24th, 2022

Final Results  
SOVC  
COLLIN COUNTY

## PCT 133

### REP District Clerk

Vote For 1

	TOTAL	VOTE %		Election Day	Early Voting	Ballot By Mail	Provisional
Mike Gould	28	35.44%	<div><div></div></div>	11	14	3	0
Lynne Finley	51	64.56%	<div><div></div></div>	18	29	4	0
Total Votes Cast	79	100.00%	<div><div></div></div>	29	43	7	0
Overvotes	0			0	0	0	0
Undervotes	6			3	3	0	0
Contest Totals	85			32	46	7	0

### DEM Lieutenant Governor

Vote For 1

	TOTAL	VOTE %		Election Day	Early Voting	Ballot By Mail	Provisional
Michelle Beckley	11	33.33%	<div><div></div></div>	6	4	1	0
Mike Collier	22	66.67%	<div><div></div></div>	6	10	6	0
Total Votes Cast	33	100.00%	<div><div></div></div>	12	14	7	0
Overvotes	0			0	0	0	0
Undervotes	0			0	0	0	0
Contest Totals	33			12	14	7	0

### DEM Attorney General

Vote For 1

	TOTAL	VOTE %		Election Day	Early Voting	Ballot By Mail	Provisional
Rochelle Mercedes Garza	16	50.00%	<div><div></div></div>	8	4	4	0
Joe Jaworski	16	50.00%	<div><div></div></div>	4	9	3	0
Total Votes Cast	32	100.00%	<div><div></div></div>	12	13	7	0
Overvotes	0			0	0	0	0
Undervotes	1			0	1	0	0
Contest Totals	33			12	14	7	0

### DEM Comptroller of Public Accounts

Vote For 1

	TOTAL	VOTE %		Election Day	Early Voting	Ballot By Mail	Provisional
Angel Luis Vega	13	40.62%	<div><div></div></div>	8	2	3	0
Janet T. Dudding	19	59.38%	<div><div></div></div>	4	11	4	0
Total Votes Cast	32	100.00%	<div><div></div></div>	12	13	7	0
Overvotes	0			0	0	0	0
Undervotes	1			0	1	0	0
Contest Totals	33			12	14	7	0

## PCT 133

### DEM Commissioner of the General Land Office

Vote For 1

	TOTAL	VOTE %		Election Day	Early Voting	Ballot By Mail	Provisional
Jay Kleberg	21	65.62%	<div><div></div></div>	5	10	6	0
Sandragrace Martinez	11	34.38%	<div><div></div></div>	7	3	1	0
Total Votes Cast	32	100.00%	<div><div></div></div>	12	13	7	0
Overvotes	0			0	0	0	0
Undervotes	1			0	1	0	0
Contest Totals	33			12	14	7	0

### DEM County Chair

Vote For 1

	TOTAL	VOTE %		Election Day	Early Voting	Ballot By Mail	Provisional
Caroline Werner	15	46.88%	<div><div></div></div>	7	5	3	0
Mike Rawlins	17	53.12%	<div><div></div></div>	5	8	4	0
Total Votes Cast	32	100.00%	<div><div></div></div>	12	13	7	0
Overvotes	0			0	0	0	0
Undervotes	1			0	1	0	0
Contest Totals	33			12	14	7	0

## PCT 134

### Statistics

	TOTAL	Election Day	Early Voting	Ballot By Mail	Provisional
Registered Voters - Total	3,960				
Ballots Cast - Total	234	112	111	10	1
Ballots Cast - Republican	166	75	86	5	0
Ballots Cast - Democratic	68	37	25	5	1
Voter Turnout - Total	5.91%				

#### REP Attorney General

Vote For 1

	TOTAL	VOTE %		Election Day	Early Voting	Ballot By Mail	Provisional
George P. Bush	52	31.33%	<div><div></div></div>	22	28	2	0
Ken Paxton	114	68.67%	<div><div></div></div>	53	58	3	0
Total Votes Cast	166	100.00%	<div><div></div></div>	75	86	5	0
Overvotes	0			0	0	0	0
Undervotes	0			0	0	0	0
Contest Totals	166			75	86	5	0

#### REP Commissioner of the General Land Office

Vote For 1

	TOTAL	VOTE %		Election Day	Early Voting	Ballot By Mail	Provisional
Tim Westley	31	20.81%	<div><div></div></div>	25	6	0	0
Dawn Buckingham	118	79.19%	<div><div></div></div>	42	71	5	0
Total Votes Cast	149	100.00%	<div><div></div></div>	67	77	5	0
Overvotes	0			0	0	0	0
Undervotes	17			8	9	0	0
Contest Totals	166			75	86	5	0

#### REP Railroad Commissioner

Vote For 1

	TOTAL	VOTE %		Election Day	Early Voting	Ballot By Mail	Provisional
Sarah Stogner	41	27.33%	<div><div></div></div>	19	21	1	0
Wayne Christian	109	72.67%	<div><div></div></div>	51	54	4	0
Total Votes Cast	150	100.00%	<div><div></div></div>	70	75	5	0
Overvotes	0			0	0	0	0
Undervotes	16			5	11	0	0
Contest Totals	166			75	86	5	0

#### REP State Representative, District 61

Vote For 1

	TOTAL	VOTE %		Election Day	Early Voting	Ballot By Mail	Provisional
Frederick Frazier	115	70.55%	<div><div></div></div>	47	63	5	0
Paul Chabot	48	29.45%	<div><div></div></div>	26	22	0	0
Total Votes Cast	163	100.00%	<div><div></div></div>	73	85	5	0
Overvotes	0			0	0	0	0
Undervotes	3			2	1	0	0
Contest Totals	166			75	86	5	0

## PCT 134

### REP Judge, County Court at Law No. 5

Vote For 1

	TOTAL	VOTE %		Election Day	Early Voting	Ballot By Mail	Provisional
Randy Johnson	66	48.89%	<div><div></div></div>	35	26	5	0
Jimmy Angelino	69	51.11%	<div><div></div></div>	28	41	0	0
Total Votes Cast	135	100.00%	<div><div></div></div>	63	67	5	0
Overvotes	0			0	0	0	0
Undervotes	31			12	19	0	0
Contest Totals	166			75	86	5	0

### REP District Clerk

Vote For 1

	TOTAL	VOTE %		Election Day	Early Voting	Ballot By Mail	Provisional
Mike Gould	69	49.64%	<div><div></div></div>	37	32	0	0
Lynne Finley	70	50.36%	<div><div></div></div>	26	39	5	0
Total Votes Cast	139	100.00%	<div><div></div></div>	63	71	5	0
Overvotes	0			0	0	0	0
Undervotes	27			12	15	0	0
Contest Totals	166			75	86	5	0

### DEM Lieutenant Governor

Vote For 1

	TOTAL	VOTE %		Election Day	Early Voting	Ballot By Mail	Provisional
Michelle Beckley	29	43.94%	<div><div></div></div>	19	8	2	0
Mike Collier	37	56.06%	<div><div></div></div>	16	17	3	1
Total Votes Cast	66	100.00%	<div><div></div></div>	35	25	5	1
Overvotes	0			0	0	0	0
Undervotes	2			2	0	0	0
Contest Totals	68			37	25	5	1

### DEM Attorney General

Vote For 1

	TOTAL	VOTE %		Election Day	Early Voting	Ballot By Mail	Provisional
Rochelle Mercedes Garza	43	63.24%	<div><div></div></div>	23	17	3	0
Joe Jaworski	25	36.76%	<div><div></div></div>	14	8	2	1
Total Votes Cast	68	100.00%	<div><div></div></div>	37	25	5	1
Overvotes	0			0	0	0	0
Undervotes	0			0	0	0	0
Contest Totals	68			37	25	5	1



## PCT 134

### DEM Comptroller of Public Accounts

Vote For 1

	TOTAL	VOTE %		Election Day	Early Voting	Ballot By Mail	Provision al
Angel Luis Vega	27	41.54%	<div><div></div></div>	18	9	0	0
Janet T. Dudding	38	58.46%	<div><div></div></div>	16	16	5	1
Total Votes Cast	65	100.00%	<div><div></div></div>	34	25	5	1
Overvotes	0			0	0	0	0
Undervotes	3			3	0	0	0
Contest Totals	68			37	25	5	1

### DEM Commissioner of the General Land Office

Vote For 1

	TOTAL	VOTE %		Election Day	Early Voting	Ballot By Mail	Provision al
Jay Kleberg	42	64.62%	<div><div></div></div>	17	20	4	1
Sandragrace Martinez	23	35.38%	<div><div></div></div>	17	5	1	0
Total Votes Cast	65	100.00%	<div><div></div></div>	34	25	5	1
Overvotes	0			0	0	0	0
Undervotes	3			3	0	0	0
Contest Totals	68			37	25	5	1

### DEM County Chair

Vote For 1

	TOTAL	VOTE %		Election Day	Early Voting	Ballot By Mail	Provision al
Caroline Werner	35	53.03%	<div><div></div></div>	20	14	1	0
Mike Rawlins	31	46.97%	<div><div></div></div>	15	11	4	1
Total Votes Cast	66	100.00%	<div><div></div></div>	35	25	5	1
Overvotes	0			0	0	0	0
Undervotes	2			2	0	0	0
Contest Totals	68			37	25	5	1

## PCT 135

### Statistics

	TOTAL	Election Day	Early Voting	Ballot By Mail	Provisional
Registered Voters - Total	4,130				
Ballots Cast - Total	370	145	192	32	1
Ballots Cast - Republican	237	101	123	13	0
Ballots Cast - Democratic	133	44	69	19	1
Voter Turnout - Total	8.96%				

#### REP Attorney General

Vote For 1

	TOTAL	VOTE %		Election Day	Early Voting	Ballot By Mail	Provisional
George P. Bush	81	34.18%	<div><div></div></div>	32	43	6	0
Ken Paxton	156	65.82%	<div><div></div></div>	69	80	7	0
Total Votes Cast	237	100.00%	<div><div></div></div>	101	123	13	0
Overvotes	0			0	0	0	0
Undervotes	0			0	0	0	0
Contest Totals	237			101	123	13	0

#### REP Commissioner of the General Land Office

Vote For 1

	TOTAL	VOTE %		Election Day	Early Voting	Ballot By Mail	Provisional
Tim Westley	43	20.48%	<div><div></div></div>	21	19	3	0
Dawn Buckingham	167	79.52%	<div><div></div></div>	66	93	8	0
Total Votes Cast	210	100.00%	<div><div></div></div>	87	112	11	0
Overvotes	0			0	0	0	0
Undervotes	27			14	11	2	0
Contest Totals	237			101	123	13	0

#### REP Railroad Commissioner

Vote For 1

	TOTAL	VOTE %		Election Day	Early Voting	Ballot By Mail	Provisional
Sarah Stogner	66	30.84%	<div><div></div></div>	30	32	4	0
Wayne Christian	148	69.16%	<div><div></div></div>	58	83	7	0
Total Votes Cast	214	100.00%	<div><div></div></div>	88	115	11	0
Overvotes	0			0	0	0	0
Undervotes	23			13	8	2	0
Contest Totals	237			101	123	13	0

#### REP State Representative, District 70

Vote For 1

	TOTAL	VOTE %		Election Day	Early Voting	Ballot By Mail	Provisional
Jamee Jolly	105	45.65%	<div><div></div></div>	51	47	7	0
Eric J. Bowlin	125	54.35%	<div><div></div></div>	45	74	6	0
Total Votes Cast	230	100.00%	<div><div></div></div>	96	121	13	0
Overvotes	0			0	0	0	0
Undervotes	7			5	2	0	0
Contest Totals	237			101	123	13	0

## PCT 135

### REP Judge, County Court at Law No. 5

Vote For 1

	TOTAL	VOTE %		Election Day	Early Voting	Ballot By Mail	Provisional
Randy Johnson	120	58.82%	<div><div></div></div>	44	67	9	0
Jimmy Angelino	84	41.18%	<div><div></div></div>	39	42	3	0
Total Votes Cast	204	100.00%	<div><div></div></div>	83	109	12	0
Overvotes	0			0	0	0	0
Undervotes	33			18	14	1	0
Contest Totals	237			101	123	13	0

### REP District Clerk

Vote For 1

	TOTAL	VOTE %		Election Day	Early Voting	Ballot By Mail	Provisional
Mike Gould	123	60.89%	<div><div></div></div>	45	73	5	0
Lynne Finley	79	39.11%	<div><div></div></div>	34	39	6	0
Total Votes Cast	202	100.00%	<div><div></div></div>	79	112	11	0
Overvotes	0			0	0	0	0
Undervotes	35			22	11	2	0
Contest Totals	237			101	123	13	0

### DEM Lieutenant Governor

Vote For 1

	TOTAL	VOTE %		Election Day	Early Voting	Ballot By Mail	Provisional
Michelle Beckley	48	36.64%	<div><div></div></div>	18	22	8	0
Mike Collier	83	63.36%	<div><div></div></div>	24	47	11	1
Total Votes Cast	131	100.00%	<div><div></div></div>	42	69	19	1
Overvotes	0			0	0	0	0
Undervotes	2			2	0	0	0
Contest Totals	133			44	69	19	1

### DEM Attorney General

Vote For 1

	TOTAL	VOTE %		Election Day	Early Voting	Ballot By Mail	Provisional
Rochelle Mercedes Garza	69	53.91%	<div><div></div></div>	25	30	14	0
Joe Jaworski	59	46.09%	<div><div></div></div>	15	38	5	1
Total Votes Cast	128	100.00%	<div><div></div></div>	40	68	19	1
Overvotes	0			0	0	0	0
Undervotes	5			4	1	0	0
Contest Totals	133			44	69	19	1

## PCT 135

### DEM Comptroller of Public Accounts

Vote For 1

	TOTAL	VOTE %		Election Day	Early Voting	Ballot By Mail	Provision al
Angel Luis Vega	27	21.60%	<div><div></div></div>	13	11	3	0
Janet T. Dudding	98	78.40%	<div><div></div></div>	25	56	16	1
Total Votes Cast	125	100.00%	<div><div></div></div>	38	67	19	1
Overvotes	0			0	0	0	0
Undervotes	8			6	2	0	0
Contest Totals	133			44	69	19	1

### DEM Commissioner of the General Land Office

Vote For 1

	TOTAL	VOTE %		Election Day	Early Voting	Ballot By Mail	Provision al
Jay Kleberg	86	67.19%	<div><div></div></div>	22	52	11	1
Sandragrace Martinez	42	32.81%	<div><div></div></div>	18	16	8	0
Total Votes Cast	128	100.00%	<div><div></div></div>	40	68	19	1
Overvotes	0			0	0	0	0
Undervotes	5			4	1	0	0
Contest Totals	133			44	69	19	1

### DEM State Representative, District 70

Vote For 1

	TOTAL	VOTE %		Election Day	Early Voting	Ballot By Mail	Provision al
Mihaela Elizabeth Plesa	71	55.04%	<div><div></div></div>	23	38	9	1
Cassandra Garcia Hernandez	58	44.96%	<div><div></div></div>	18	30	10	0
Total Votes Cast	129	100.00%	<div><div></div></div>	41	68	19	1
Overvotes	0			0	0	0	0
Undervotes	4			3	1	0	0
Contest Totals	133			44	69	19	1

### DEM County Chair

Vote For 1

	TOTAL	VOTE %		Election Day	Early Voting	Ballot By Mail	Provision al
Caroline Werner	75	59.52%	<div><div></div></div>	23	43	9	0
Mike Rawlins	51	40.48%	<div><div></div></div>	19	22	9	1
Total Votes Cast	126	100.00%	<div><div></div></div>	42	65	18	1
Overvotes	0			0	0	0	0
Undervotes	7			2	4	1	0
Contest Totals	133			44	69	19	1

## PCT 136

### Statistics

	TOTAL	Election Day	Early Voting	Ballot By Mail	Provisional
Registered Voters - Total	1,981				
Ballots Cast - Total	316	109	173	33	1
Ballots Cast - Republican	211	76	121	14	0
Ballots Cast - Democratic	105	33	52	19	1
Voter Turnout - Total	15.95%				

#### REP Attorney General

Vote For 1

	TOTAL	VOTE %		Election Day	Early Voting	Ballot By Mail	Provisional
George P. Bush	81	38.76%	<div><div></div></div>	27	47	7	0
Ken Paxton	128	61.24%	<div><div></div></div>	49	72	7	0
Total Votes Cast	209	100.00%	<div><div></div></div>	76	119	14	0
Overvotes	0			0	0	0	0
Undervotes	2			0	2	0	0
Contest Totals	211			76	121	14	0

#### REP Commissioner of the General Land Office

Vote For 1

	TOTAL	VOTE %		Election Day	Early Voting	Ballot By Mail	Provisional
Tim Westley	38	20.11%	<div><div></div></div>	14	21	3	0
Dawn Buckingham	151	79.89%	<div><div></div></div>	57	87	7	0
Total Votes Cast	189	100.00%	<div><div></div></div>	71	108	10	0
Overvotes	0			0	0	0	0
Undervotes	22			5	13	4	0
Contest Totals	211			76	121	14	0

#### REP Railroad Commissioner

Vote For 1

	TOTAL	VOTE %		Election Day	Early Voting	Ballot By Mail	Provisional
Sarah Stogner	73	38.02%	<div><div></div></div>	29	42	2	0
Wayne Christian	119	61.98%	<div><div></div></div>	45	66	8	0
Total Votes Cast	192	100.00%	<div><div></div></div>	74	108	10	0
Overvotes	0			0	0	0	0
Undervotes	19			2	13	4	0
Contest Totals	211			76	121	14	0

#### REP State Representative, District 70

Vote For 1

	TOTAL	VOTE %		Election Day	Early Voting	Ballot By Mail	Provisional
Jamee Jolly	132	66.33%	<div><div></div></div>	47	77	8	0
Eric J. Bowlin	67	33.67%	<div><div></div></div>	24	41	2	0
Total Votes Cast	199	100.00%	<div><div></div></div>	71	118	10	0
Overvotes	0			0	0	0	0
Undervotes	12			5	3	4	0
Contest Totals	211			76	121	14	0

## PCT 136

### REP Judge, County Court at Law No. 5

Vote For 1

	TOTAL	VOTE %		Election Day	Early Voting	Ballot By Mail	Provisional
Randy Johnson	131	76.61%	<div><div></div></div>	54	69	8	0
Jimmy Angelino	40	23.39%	<div><div></div></div>	12	27	1	0
Total Votes Cast	171	100.00%	<div><div></div></div>	66	96	9	0
Overvotes	0			0	0	0	0
Undervotes	40			10	25	5	0
Contest Totals	211			76	121	14	0

### REP District Clerk

Vote For 1

	TOTAL	VOTE %		Election Day	Early Voting	Ballot By Mail	Provisional
Mike Gould	78	44.83%	<div><div></div></div>	34	42	2	0
Lynne Finley	96	55.17%	<div><div></div></div>	33	55	8	0
Total Votes Cast	174	100.00%	<div><div></div></div>	67	97	10	0
Overvotes	0			0	0	0	0
Undervotes	37			9	24	4	0
Contest Totals	211			76	121	14	0

### DEM Lieutenant Governor

Vote For 1

	TOTAL	VOTE %		Election Day	Early Voting	Ballot By Mail	Provisional
Michelle Beckley	34	33.66%	<div><div></div></div>	11	19	4	0
Mike Collier	67	66.34%	<div><div></div></div>	20	31	15	1
Total Votes Cast	101	100.00%	<div><div></div></div>	31	50	19	1
Overvotes	0			0	0	0	0
Undervotes	4			2	2	0	0
Contest Totals	105			33	52	19	1

### DEM Attorney General

Vote For 1

	TOTAL	VOTE %		Election Day	Early Voting	Ballot By Mail	Provisional
Rochelle Mercedes Garza	44	43.14%	<div><div></div></div>	16	24	3	1
Joe Jaworski	58	56.86%	<div><div></div></div>	15	27	16	0
Total Votes Cast	102	100.00%	<div><div></div></div>	31	51	19	1
Overvotes	0			0	0	0	0
Undervotes	3			2	1	0	0
Contest Totals	105			33	52	19	1

## PCT 136

### DEM Comptroller of Public Accounts

Vote For 1

	TOTAL	VOTE %		Election Day	Early Voting	Ballot By Mail	Provisional
Angel Luis Vega	25	26.32%	<div><div></div></div>	4	14	7	0
Janet T. Dudding	70	73.68%	<div><div></div></div>	25	35	9	1
Total Votes Cast	95	100.00%	<div><div></div></div>	29	49	16	1
Overvotes	0			0	0	0	0
Undervotes	10			4	3	3	0
Contest Totals	105			33	52	19	1

### DEM Commissioner of the General Land Office

Vote For 1

	TOTAL	VOTE %		Election Day	Early Voting	Ballot By Mail	Provisional
Jay Kleberg	72	75.00%	<div><div></div></div>	19	36	16	1
Sandragrace Martinez	24	25.00%	<div><div></div></div>	8	14	2	0
Total Votes Cast	96	100.00%	<div><div></div></div>	27	50	18	1
Overvotes	0			0	0	0	0
Undervotes	9			6	2	1	0
Contest Totals	105			33	52	19	1

### DEM State Representative, District 70

Vote For 1

	TOTAL	VOTE %		Election Day	Early Voting	Ballot By Mail	Provisional
Mihaela Elizabeth Plesa	61	59.22%	<div><div></div></div>	21	28	11	1
Cassandra Garcia Hernandez	42	40.78%	<div><div></div></div>	11	23	8	0
Total Votes Cast	103	100.00%	<div><div></div></div>	32	51	19	1
Overvotes	0			0	0	0	0
Undervotes	2			1	1	0	0
Contest Totals	105			33	52	19	1

### DEM County Chair

Vote For 1

	TOTAL	VOTE %		Election Day	Early Voting	Ballot By Mail	Provisional
Caroline Werner	39	39.00%	<div><div></div></div>	14	17	7	1
Mike Rawlins	61	61.00%	<div><div></div></div>	16	33	12	0
Total Votes Cast	100	100.00%	<div><div></div></div>	30	50	19	1
Overvotes	0			0	0	0	0
Undervotes	5			3	2	0	0
Contest Totals	105			33	52	19	1

## PCT 137

### Statistics

	TOTAL	Election Day	Early Voting	Ballot By Mail	Provisional
Registered Voters - Total	1,951				
Ballots Cast - Total	172	67	90	14	1
Ballots Cast - Republican	152	58	81	12	1
Ballots Cast - Democratic	20	9	9	2	0
Voter Turnout - Total	8.82%				

#### REP Attorney General

Vote For 1

	TOTAL	VOTE %		Election Day	Early Voting	Ballot By Mail	Provisional
George P. Bush	53	34.87%	<div><div></div></div>	18	28	7	0
Ken Paxton	99	65.13%	<div><div></div></div>	40	53	5	1
Total Votes Cast	152	100.00%	<div><div></div></div>	58	81	12	1
Overvotes	0			0	0	0	0
Undervotes	0			0	0	0	0
Contest Totals	152			58	81	12	1

#### REP Commissioner of the General Land Office

Vote For 1

	TOTAL	VOTE %		Election Day	Early Voting	Ballot By Mail	Provisional
Tim Westley	20	15.38%	<div><div></div></div>	11	6	2	1
Dawn Buckingham	110	84.62%	<div><div></div></div>	37	66	7	0
Total Votes Cast	130	100.00%	<div><div></div></div>	48	72	9	1
Overvotes	0			0	0	0	0
Undervotes	22			10	9	3	0
Contest Totals	152			58	81	12	1

#### REP Railroad Commissioner

Vote For 1

	TOTAL	VOTE %		Election Day	Early Voting	Ballot By Mail	Provisional
Sarah Stogner	48	36.09%	<div><div></div></div>	20	25	3	0
Wayne Christian	85	63.91%	<div><div></div></div>	31	50	3	1
Total Votes Cast	133	100.00%	<div><div></div></div>	51	75	6	1
Overvotes	0			0	0	0	0
Undervotes	19			7	6	6	0
Contest Totals	152			58	81	12	1

#### REP Judge, County Court at Law No. 5

Vote For 1

	TOTAL	VOTE %		Election Day	Early Voting	Ballot By Mail	Provisional
Randy Johnson	80	64.00%	<div><div></div></div>	29	43	7	1
Jimmy Angelino	45	36.00%	<div><div></div></div>	20	24	1	0
Total Votes Cast	125	100.00%	<div><div></div></div>	49	67	8	1
Overvotes	0			0	0	0	0
Undervotes	27			9	14	4	0
Contest Totals	152			58	81	12	1



Summary Results Report  
Primary Runoff  
May 24th, 2022

Final Results  
SOVC  
COLLIN COUNTY

## PCT 137

### REP District Clerk

Vote For 1

	TOTAL	VOTE %		Election Day	Early Voting	Ballot By Mail	Provisional
Mike Gould	78	61.42%	<div><div></div></div>	36	39	2	1
Lynne Finley	49	38.58%	<div><div></div></div>	15	28	6	0
Total Votes Cast	127	100.00%	<div><div></div></div>	51	67	8	1
Overvotes	0			0	0	0	0
Undervotes	25			7	14	4	0
Contest Totals	152			58	81	12	1

### DEM Lieutenant Governor

Vote For 1

	TOTAL	VOTE %		Election Day	Early Voting	Ballot By Mail	Provisional
Michelle Beckley	13	65.00%	<div><div></div></div>	7	5	1	0
Mike Collier	7	35.00%	<div><div></div></div>	2	4	1	0
Total Votes Cast	20	100.00%	<div><div></div></div>	9	9	2	0
Overvotes	0			0	0	0	0
Undervotes	0			0	0	0	0
Contest Totals	20			9	9	2	0

### DEM Attorney General

Vote For 1

	TOTAL	VOTE %		Election Day	Early Voting	Ballot By Mail	Provisional
Rochelle Mercedes Garza	10	50.00%	<div><div></div></div>	6	3	1	0
Joe Jaworski	10	50.00%	<div><div></div></div>	3	6	1	0
Total Votes Cast	20	100.00%	<div><div></div></div>	9	9	2	0
Overvotes	0			0	0	0	0
Undervotes	0			0	0	0	0
Contest Totals	20			9	9	2	0

### DEM Comptroller of Public Accounts

Vote For 1

	TOTAL	VOTE %		Election Day	Early Voting	Ballot By Mail	Provisional
Angel Luis Vega	2	10.53%	<div><div></div></div>	1	1	0	0
Janet T. Dudding	17	89.47%	<div><div></div></div>	8	7	2	0
Total Votes Cast	19	100.00%	<div><div></div></div>	9	8	2	0
Overvotes	0			0	0	0	0
Undervotes	1			0	1	0	0
Contest Totals	20			9	9	2	0

## PCT 137

### DEM Commissioner of the General Land Office

Vote For 1

	TOTAL	VOTE %		Election Day	Early Voting	Ballot By Mail	Provision al
Jay Kleberg	13	65.00%	<div><div></div></div>	5	7	1	0
Sandragrace Martinez	7	35.00%	<div><div></div></div>	4	2	1	0
Total Votes Cast	20	100.00%	<div><div></div></div>	9	9	2	0
Overvotes	0			0	0	0	0
Undervotes	0			0	0	0	0
Contest Totals	20			9	9	2	0

### DEM County Chair

Vote For 1

	TOTAL	VOTE %		Election Day	Early Voting	Ballot By Mail	Provision al
Caroline Werner	13	65.00%	<div><div></div></div>	5	7	1	0
Mike Rawlins	7	35.00%	<div><div></div></div>	4	2	1	0
Total Votes Cast	20	100.00%	<div><div></div></div>	9	9	2	0
Overvotes	0			0	0	0	0
Undervotes	0			0	0	0	0
Contest Totals	20			9	9	2	0

## PCT 138

### Statistics

	TOTAL	Election Day	Early Voting	Ballot By Mail	Provisional
Registered Voters - Total	2,031				
Ballots Cast - Total	360	138	191	30	1
Ballots Cast - Republican	246	93	137	15	1
Ballots Cast - Democratic	114	45	54	15	0
Voter Turnout - Total	17.73%				

#### REP Attorney General

Vote For 1

	TOTAL	VOTE %		Election Day	Early Voting	Ballot By Mail	Provisional
George P. Bush	113	46.50%	<div><div></div></div>	30	71	11	1
Ken Paxton	130	53.50%	<div><div></div></div>	60	66	4	0
Total Votes Cast	243	100.00%	<div><div></div></div>	90	137	15	1
Overvotes	0			0	0	0	0
Undervotes	3			3	0	0	0
Contest Totals	246			93	137	15	1

#### REP Commissioner of the General Land Office

Vote For 1

	TOTAL	VOTE %		Election Day	Early Voting	Ballot By Mail	Provisional
Tim Westley	60	27.40%	<div><div></div></div>	22	29	9	0
Dawn Buckingham	159	72.60%	<div><div></div></div>	61	93	5	0
Total Votes Cast	219	100.00%	<div><div></div></div>	83	122	14	0
Overvotes	0			0	0	0	0
Undervotes	27			10	15	1	1
Contest Totals	246			93	137	15	1

#### REP Railroad Commissioner

Vote For 1

	TOTAL	VOTE %		Election Day	Early Voting	Ballot By Mail	Provisional
Sarah Stogner	90	38.79%	<div><div></div></div>	22	63	4	1
Wayne Christian	142	61.21%	<div><div></div></div>	65	67	10	0
Total Votes Cast	232	100.00%	<div><div></div></div>	87	130	14	1
Overvotes	0			0	0	0	0
Undervotes	14			6	7	1	0
Contest Totals	246			93	137	15	1

#### REP State Representative, District 70

Vote For 1

	TOTAL	VOTE %		Election Day	Early Voting	Ballot By Mail	Provisional
Jamee Jolly	131	54.36%	<div><div></div></div>	41	78	11	1
Eric J. Bowlin	110	45.64%	<div><div></div></div>	49	57	4	0
Total Votes Cast	241	100.00%	<div><div></div></div>	90	135	15	1
Overvotes	0			0	0	0	0
Undervotes	5			3	2	0	0
Contest Totals	246			93	137	15	1

## PCT 138

### REP Judge, County Court at Law No. 5

Vote For 1

	TOTAL	VOTE %		Election Day	Early Voting	Ballot By Mail	Provisional
Randy Johnson	130	62.80%	<div><div></div></div>	40	82	7	1
Jimmy Angelino	77	37.20%	<div><div></div></div>	39	32	6	0
Total Votes Cast	207	100.00%	<div><div></div></div>	79	114	13	1
Overvotes	0			0	0	0	0
Undervotes	39			14	23	2	0
Contest Totals	246			93	137	15	1

### REP District Clerk

Vote For 1

	TOTAL	VOTE %		Election Day	Early Voting	Ballot By Mail	Provisional
Mike Gould	117	57.35%	<div><div></div></div>	52	59	6	0
Lynne Finley	87	42.65%	<div><div></div></div>	27	53	6	1
Total Votes Cast	204	100.00%	<div><div></div></div>	79	112	12	1
Overvotes	0			0	0	0	0
Undervotes	42			14	25	3	0
Contest Totals	246			93	137	15	1

### DEM Lieutenant Governor

Vote For 1

	TOTAL	VOTE %		Election Day	Early Voting	Ballot By Mail	Provisional
Michelle Beckley	37	32.74%	<div><div></div></div>	12	18	7	0
Mike Collier	76	67.26%	<div><div></div></div>	33	35	8	0
Total Votes Cast	113	100.00%	<div><div></div></div>	45	53	15	0
Overvotes	0			0	0	0	0
Undervotes	1			0	1	0	0
Contest Totals	114			45	54	15	0

### DEM Attorney General

Vote For 1

	TOTAL	VOTE %		Election Day	Early Voting	Ballot By Mail	Provisional
Rochelle Mercedes Garza	54	48.65%	<div><div></div></div>	21	26	7	0
Joe Jaworski	57	51.35%	<div><div></div></div>	24	25	8	0
Total Votes Cast	111	100.00%	<div><div></div></div>	45	51	15	0
Overvotes	0			0	0	0	0
Undervotes	3			0	3	0	0
Contest Totals	114			45	54	15	0

## PCT 138

### DEM Comptroller of Public Accounts

Vote For 1

	TOTAL	VOTE %		Election Day	Early Voting	Ballot By Mail	Provisional
Angel Luis Vega	29	27.62%	<div><div></div></div>	10	16	3	0
Janet T. Dudding	76	72.38%	<div><div></div></div>	34	33	9	0
Total Votes Cast	105	100.00%	<div><div></div></div>	44	49	12	0
Overvotes	0			0	0	0	0
Undervotes	9			1	5	3	0
Contest Totals	114			45	54	15	0

### DEM Commissioner of the General Land Office

Vote For 1

	TOTAL	VOTE %		Election Day	Early Voting	Ballot By Mail	Provisional
Jay Kleberg	74	69.16%	<div><div></div></div>	34	31	9	0
Sandragrace Martinez	33	30.84%	<div><div></div></div>	10	18	5	0
Total Votes Cast	107	100.00%	<div><div></div></div>	44	49	14	0
Overvotes	0			0	0	0	0
Undervotes	7			1	5	1	0
Contest Totals	114			45	54	15	0

### DEM State Representative, District 70

Vote For 1

	TOTAL	VOTE %		Election Day	Early Voting	Ballot By Mail	Provisional
Mihaela Elizabeth Plesa	55	49.11%	<div><div></div></div>	26	25	4	0
Cassandra Garcia Hernandez	57	50.89%	<div><div></div></div>	19	28	10	0
Total Votes Cast	112	100.00%	<div><div></div></div>	45	53	14	0
Overvotes	0			0	0	0	0
Undervotes	2			0	1	1	0
Contest Totals	114			45	54	15	0

### DEM County Chair

Vote For 1

	TOTAL	VOTE %		Election Day	Early Voting	Ballot By Mail	Provisional
Caroline Werner	61	57.01%	<div><div></div></div>	29	29	3	0
Mike Rawlins	46	42.99%	<div><div></div></div>	14	20	12	0
Total Votes Cast	107	100.00%	<div><div></div></div>	43	49	15	0
Overvotes	0			0	0	0	0
Undervotes	7			2	5	0	0
Contest Totals	114			45	54	15	0

## PCT 139

### Statistics

	TOTAL	Election Day	Early Voting	Ballot By Mail	Provisional
Registered Voters - Total	4,169				
Ballots Cast - Total	381	154	189	38	0
Ballots Cast - Republican	219	87	111	21	0
Ballots Cast - Democratic	162	67	78	17	0
Voter Turnout - Total	9.14%				

#### REP Attorney General

Vote For 1

	TOTAL	VOTE %		Election Day	Early Voting	Ballot By Mail	Provisional
George P. Bush	88	40.55%	<div><div></div></div>	34	46	8	0
Ken Paxton	129	59.45%	<div><div></div></div>	52	64	13	0
Total Votes Cast	217	100.00%	<div><div></div></div>	86	110	21	0
Overvotes	0			0	0	0	0
Undervotes	2			1	1	0	0
Contest Totals	219			87	111	21	0

#### REP Commissioner of the General Land Office

Vote For 1

	TOTAL	VOTE %		Election Day	Early Voting	Ballot By Mail	Provisional
Tim Westley	52	26.26%	<div><div></div></div>	20	21	11	0
Dawn Buckingham	146	73.74%	<div><div></div></div>	56	83	7	0
Total Votes Cast	198	100.00%	<div><div></div></div>	76	104	18	0
Overvotes	0			0	0	0	0
Undervotes	21			11	7	3	0
Contest Totals	219			87	111	21	0

#### REP Railroad Commissioner

Vote For 1

	TOTAL	VOTE %		Election Day	Early Voting	Ballot By Mail	Provisional
Sarah Stogner	71	36.04%	<div><div></div></div>	26	39	6	0
Wayne Christian	126	63.96%	<div><div></div></div>	48	64	14	0
Total Votes Cast	197	100.00%	<div><div></div></div>	74	103	20	0
Overvotes	0			0	0	0	0
Undervotes	22			13	8	1	0
Contest Totals	219			87	111	21	0

#### REP State Representative, District 70

Vote For 1

	TOTAL	VOTE %		Election Day	Early Voting	Ballot By Mail	Provisional
Jamee Jolly	105	49.76%	<div><div></div></div>	37	55	13	0
Eric J. Bowlin	106	50.24%	<div><div></div></div>	46	52	8	0
Total Votes Cast	211	100.00%	<div><div></div></div>	83	107	21	0
Overvotes	0			0	0	0	0
Undervotes	8			4	4	0	0
Contest Totals	219			87	111	21	0

## PCT 139

### REP Judge, County Court at Law No. 5

Vote For 1

	TOTAL	VOTE %		Election Day	Early Voting	Ballot By Mail	Provisional
Randy Johnson	125	66.14%	<div><div></div></div>	42	72	11	0
Jimmy Angelino	64	33.86%	<div><div></div></div>	34	24	6	0
Total Votes Cast	189	100.00%	<div><div></div></div>	76	96	17	0
Overvotes	0			0	0	0	0
Undervotes	30			11	15	4	0
Contest Totals	219			87	111	21	0

### REP District Clerk

Vote For 1

	TOTAL	VOTE %		Election Day	Early Voting	Ballot By Mail	Provisional
Mike Gould	115	59.90%	<div><div></div></div>	42	62	11	0
Lynne Finley	77	40.10%	<div><div></div></div>	35	35	7	0
Total Votes Cast	192	100.00%	<div><div></div></div>	77	97	18	0
Overvotes	0			0	0	0	0
Undervotes	27			10	14	3	0
Contest Totals	219			87	111	21	0

### DEM Lieutenant Governor

Vote For 1

	TOTAL	VOTE %		Election Day	Early Voting	Ballot By Mail	Provisional
Michelle Beckley	56	35.00%	<div><div></div></div>	21	29	6	0
Mike Collier	104	65.00%	<div><div></div></div>	45	48	11	0
Total Votes Cast	160	100.00%	<div><div></div></div>	66	77	17	0
Overvotes	0			0	0	0	0
Undervotes	2			1	1	0	0
Contest Totals	162			67	78	17	0

### DEM Attorney General

Vote For 1

	TOTAL	VOTE %		Election Day	Early Voting	Ballot By Mail	Provisional
Rochelle Mercedes Garza	76	47.50%	<div><div></div></div>	31	37	8	0
Joe Jaworski	84	52.50%	<div><div></div></div>	35	40	9	0
Total Votes Cast	160	100.00%	<div><div></div></div>	66	77	17	0
Overvotes	0			0	0	0	0
Undervotes	2			1	1	0	0
Contest Totals	162			67	78	17	0

## PCT 139

### DEM Comptroller of Public Accounts

Vote For 1

	TOTAL	VOTE %		Election Day	Early Voting	Ballot By Mail	Provision al
Angel Luis Vega	36	23.08%	<div><div></div></div>	11	24	1	0
Janet T. Dudding	120	76.92%	<div><div></div></div>	54	50	16	0
Total Votes Cast	156	100.00%	<div><div></div></div>	65	74	17	0
Overvotes	0			0	0	0	0
Undervotes	6			2	4	0	0
Contest Totals	162			67	78	17	0

### DEM Commissioner of the General Land Office

Vote For 1

	TOTAL	VOTE %		Election Day	Early Voting	Ballot By Mail	Provision al
Jay Kleberg	101	64.74%	<div><div></div></div>	47	46	8	0
Sandragrace Martinez	55	35.26%	<div><div></div></div>	18	28	9	0
Total Votes Cast	156	100.00%	<div><div></div></div>	65	74	17	0
Overvotes	0			0	0	0	0
Undervotes	6			2	4	0	0
Contest Totals	162			67	78	17	0

### DEM State Representative, District 70

Vote For 1

	TOTAL	VOTE %		Election Day	Early Voting	Ballot By Mail	Provision al
Mihaela Elizabeth Plesa	82	52.90%	<div><div></div></div>	44	31	7	0
Cassandra Garcia Hernandez	73	47.10%	<div><div></div></div>	20	44	9	0
Total Votes Cast	155	100.00%	<div><div></div></div>	64	75	16	0
Overvotes	0			0	0	0	0
Undervotes	7			3	3	1	0
Contest Totals	162			67	78	17	0

### DEM County Chair

Vote For 1

	TOTAL	VOTE %		Election Day	Early Voting	Ballot By Mail	Provision al
Caroline Werner	97	62.18%	<div><div></div></div>	50	44	3	0
Mike Rawlins	59	37.82%	<div><div></div></div>	15	31	13	0
Total Votes Cast	156	100.00%	<div><div></div></div>	65	75	16	0
Overvotes	0			0	0	0	0
Undervotes	6			2	3	1	0
Contest Totals	162			67	78	17	0



## PCT 140

### Statistics

	TOTAL	Election Day	Early Voting	Ballot By Mail	Provisional
Registered Voters - Total	4,795				
Ballots Cast - Total	717	232	426	59	0
Ballots Cast - Republican	600	189	367	44	0
Ballots Cast - Democratic	117	43	59	15	0
Voter Turnout - Total	14.95%				

#### REP Attorney General

Vote For 1

	TOTAL	VOTE %		Election Day	Early Voting	Ballot By Mail	Provisional
George P. Bush	205	34.63%	<div><div></div></div>	62	124	19	0
Ken Paxton	387	65.37%	<div><div></div></div>	127	237	23	0
Total Votes Cast	592	100.00%	<div><div></div></div>	189	361	42	0
Overvotes	0			0	0	0	0
Undervotes	8			0	6	2	0
Contest Totals	600			189	367	44	0

#### REP Commissioner of the General Land Office

Vote For 1

	TOTAL	VOTE %		Election Day	Early Voting	Ballot By Mail	Provisional
Tim Westley	128	24.71%	<div><div></div></div>	40	72	16	0
Dawn Buckingham	390	75.29%	<div><div></div></div>	124	243	23	0
Total Votes Cast	518	100.00%	<div><div></div></div>	164	315	39	0
Overvotes	0			0	0	0	0
Undervotes	82			25	52	5	0
Contest Totals	600			189	367	44	0

#### REP Railroad Commissioner

Vote For 1

	TOTAL	VOTE %		Election Day	Early Voting	Ballot By Mail	Provisional
Sarah Stogner	185	35.24%	<div><div></div></div>	61	114	10	0
Wayne Christian	340	64.76%	<div><div></div></div>	104	206	30	0
Total Votes Cast	525	100.00%	<div><div></div></div>	165	320	40	0
Overvotes	0			0	0	0	0
Undervotes	75			24	47	4	0
Contest Totals	600			189	367	44	0

#### REP State Representative, District 61

Vote For 1

	TOTAL	VOTE %		Election Day	Early Voting	Ballot By Mail	Provisional
Frederick Frazier	369	62.33%	<div><div></div></div>	114	229	26	0
Paul Chabot	223	37.67%	<div><div></div></div>	71	135	17	0
Total Votes Cast	592	100.00%	<div><div></div></div>	185	364	43	0
Overvotes	0			0	0	0	0
Undervotes	8			4	3	1	0
Contest Totals	600			189	367	44	0

## PCT 140

### REP Judge, County Court at Law No. 5

Vote For 1

	TOTAL	VOTE %		Election Day	Early Voting	Ballot By Mail	Provisional
Randy Johnson	223	44.87%	<div><div></div></div>	71	131	21	0
Jimmy Angelino	274	55.13%	<div><div></div></div>	85	168	21	0
Total Votes Cast	497	100.00%	<div><div></div></div>	156	299	42	0
Overvotes	0			0	0	0	0
Undervotes	103			33	68	2	0
Contest Totals	600			189	367	44	0

### REP District Clerk

Vote For 1

	TOTAL	VOTE %		Election Day	Early Voting	Ballot By Mail	Provisional
Mike Gould	303	63.79%	<div><div></div></div>	83	196	24	0
Lynne Finley	172	36.21%	<div><div></div></div>	67	90	15	0
Total Votes Cast	475	100.00%	<div><div></div></div>	150	286	39	0
Overvotes	0			0	0	0	0
Undervotes	125			39	81	5	0
Contest Totals	600			189	367	44	0

### REP Precinct Chair, Precinct 140

Vote For 1

	TOTAL	VOTE %		Election Day	Early Voting	Ballot By Mail	Provisional
Ed Rowen	116	27.75%	<div><div></div></div>	31	76	9	0
Tom Klein	302	72.25%	<div><div></div></div>	88	184	30	0
Total Votes Cast	418	100.00%	<div><div></div></div>	119	260	39	0
Overvotes	0			0	0	0	0
Undervotes	182			70	107	5	0
Contest Totals	600			189	367	44	0

### DEM Lieutenant Governor

Vote For 1

	TOTAL	VOTE %		Election Day	Early Voting	Ballot By Mail	Provisional
Michelle Beckley	38	33.33%	<div><div></div></div>	20	15	3	0
Mike Collier	76	66.67%	<div><div></div></div>	21	43	12	0
Total Votes Cast	114	100.00%	<div><div></div></div>	41	58	15	0
Overvotes	0			0	0	0	0
Undervotes	3			2	1	0	0
Contest Totals	117			43	59	15	0

## PCT 140

### DEM Attorney General

Vote For 1

	TOTAL	VOTE %		Election Day	Early Voting	Ballot By Mail	Provision al
Rochelle Mercedes Garza	61	53.04%	<div><div></div></div>	24	32	5	0
Joe Jaworski	54	46.96%	<div><div></div></div>	17	27	10	0
Total Votes Cast	115	100.00%	<div><div></div></div>	41	59	15	0
Overvotes	0			0	0	0	0
Undervotes	2			2	0	0	0
Contest Totals	117			43	59	15	0

### DEM Comptroller of Public Accounts

Vote For 1

	TOTAL	VOTE %		Election Day	Early Voting	Ballot By Mail	Provision al
Angel Luis Vega	31	27.68%	<div><div></div></div>	13	17	1	0
Janet T. Dudding	81	72.32%	<div><div></div></div>	27	40	14	0
Total Votes Cast	112	100.00%	<div><div></div></div>	40	57	15	0
Overvotes	0			0	0	0	0
Undervotes	5			3	2	0	0
Contest Totals	117			43	59	15	0

### DEM Commissioner of the General Land Office

Vote For 1

	TOTAL	VOTE %		Election Day	Early Voting	Ballot By Mail	Provision al
Jay Kleberg	77	68.14%	<div><div></div></div>	27	37	13	0
Sandragrace Martinez	36	31.86%	<div><div></div></div>	14	20	2	0
Total Votes Cast	113	100.00%	<div><div></div></div>	41	57	15	0
Overvotes	0			0	0	0	0
Undervotes	4			2	2	0	0
Contest Totals	117			43	59	15	0

### DEM County Chair

Vote For 1

	TOTAL	VOTE %		Election Day	Early Voting	Ballot By Mail	Provision al
Caroline Werner	74	66.07%	<div><div></div></div>	31	39	4	0
Mike Rawlins	38	33.93%	<div><div></div></div>	9	19	10	0
Total Votes Cast	112	100.00%	<div><div></div></div>	40	58	14	0
Overvotes	0			0	0	0	0
Undervotes	5			3	1	1	0
Contest Totals	117			43	59	15	0

## PCT 141

### Statistics

	TOTAL	Election Day	Early Voting	Ballot By Mail	Provisional
Registered Voters - Total	3,411				
Ballots Cast - Total	375	192	148	35	0
Ballots Cast - Republican	265	145	102	18	0
Ballots Cast - Democratic	110	47	46	17	0
Voter Turnout - Total	10.99%				

#### REP Attorney General

Vote For 1

	TOTAL	VOTE %		Election Day	Early Voting	Ballot By Mail	Provisional
George P. Bush	112	42.75%	<div><div></div></div>	54	45	13	0
Ken Paxton	150	57.25%	<div><div></div></div>	89	56	5	0
Total Votes Cast	262	100.00%	<div><div></div></div>	143	101	18	0
Overvotes	0			0	0	0	0
Undervotes	3			2	1	0	0
Contest Totals	265			145	102	18	0

#### REP Commissioner of the General Land Office

Vote For 1

	TOTAL	VOTE %		Election Day	Early Voting	Ballot By Mail	Provisional
Tim Westley	74	30.83%	<div><div></div></div>	45	24	5	0
Dawn Buckingham	166	69.17%	<div><div></div></div>	87	70	9	0
Total Votes Cast	240	100.00%	<div><div></div></div>	132	94	14	0
Overvotes	0			0	0	0	0
Undervotes	25			13	8	4	0
Contest Totals	265			145	102	18	0

#### REP Railroad Commissioner

Vote For 1

	TOTAL	VOTE %		Election Day	Early Voting	Ballot By Mail	Provisional
Sarah Stogner	115	46.00%	<div><div></div></div>	59	46	10	0
Wayne Christian	135	54.00%	<div><div></div></div>	76	54	5	0
Total Votes Cast	250	100.00%	<div><div></div></div>	135	100	15	0
Overvotes	0			0	0	0	0
Undervotes	15			10	2	3	0
Contest Totals	265			145	102	18	0

#### REP Judge, County Court at Law No. 5

Vote For 1

	TOTAL	VOTE %		Election Day	Early Voting	Ballot By Mail	Provisional
Randy Johnson	138	58.47%	<div><div></div></div>	67	62	9	0
Jimmy Angelino	98	41.53%	<div><div></div></div>	59	33	6	0
Total Votes Cast	236	100.00%	<div><div></div></div>	126	95	15	0
Overvotes	0			0	0	0	0
Undervotes	29			19	7	3	0
Contest Totals	265			145	102	18	0

Summary Results Report  
Primary Runoff  
May 24th, 2022

Final Results  
SOVC  
COLLIN COUNTY

## PCT 141

### REP District Clerk

Vote For 1

	TOTAL	VOTE %		Election Day	Early Voting	Ballot By Mail	Provisional
Mike Gould	119	50.64%	<div><div></div></div>	66	50	3	0
Lynne Finley	116	49.36%	<div><div></div></div>	59	46	11	0
Total Votes Cast	235	100.00%	<div><div></div></div>	125	96	14	0
Overvotes	0			0	0	0	0
Undervotes	30			20	6	4	0
Contest Totals	265			145	102	18	0

### DEM Lieutenant Governor

Vote For 1

	TOTAL	VOTE %		Election Day	Early Voting	Ballot By Mail	Provisional
Michelle Beckley	35	32.11%	<div><div></div></div>	21	11	3	0
Mike Collier	74	67.89%	<div><div></div></div>	26	34	14	0
Total Votes Cast	109	100.00%	<div><div></div></div>	47	45	17	0
Overvotes	0			0	0	0	0
Undervotes	1			0	1	0	0
Contest Totals	110			47	46	17	0

### DEM Attorney General

Vote For 1

	TOTAL	VOTE %		Election Day	Early Voting	Ballot By Mail	Provisional
Rochelle Mercedes Garza	65	59.63%	<div><div></div></div>	35	22	8	0
Joe Jaworski	44	40.37%	<div><div></div></div>	12	23	9	0
Total Votes Cast	109	100.00%	<div><div></div></div>	47	45	17	0
Overvotes	0			0	0	0	0
Undervotes	1			0	1	0	0
Contest Totals	110			47	46	17	0

### DEM Comptroller of Public Accounts

Vote For 1

	TOTAL	VOTE %		Election Day	Early Voting	Ballot By Mail	Provisional
Angel Luis Vega	44	41.51%	<div><div></div></div>	23	16	5	0
Janet T. Dudding	62	58.49%	<div><div></div></div>	23	27	12	0
Total Votes Cast	106	100.00%	<div><div></div></div>	46	43	17	0
Overvotes	0			0	0	0	0
Undervotes	4			1	3	0	0
Contest Totals	110			47	46	17	0

## PCT 141

### DEM Commissioner of the General Land Office

Vote For 1

	TOTAL	VOTE %		Election Day	Early Voting	Ballot By Mail	Provision al
Jay Kleberg	69	63.89%	<div><div></div></div>	26	29	14	0
Sandragrace Martinez	39	36.11%	<div><div></div></div>	20	16	3	0
Total Votes Cast	108	100.00%	<div><div></div></div>	46	45	17	0
Overvotes	0			0	0	0	0
Undervotes	2			1	1	0	0
Contest Totals	110			47	46	17	0

### DEM County Chair

Vote For 1

	TOTAL	VOTE %		Election Day	Early Voting	Ballot By Mail	Provision al
Caroline Werner	48	44.04%	<div><div></div></div>	22	21	5	0
Mike Rawlins	61	55.96%	<div><div></div></div>	25	24	12	0
Total Votes Cast	109	100.00%	<div><div></div></div>	47	45	17	0
Overvotes	0			0	0	0	0
Undervotes	1			0	1	0	0
Contest Totals	110			47	46	17	0

## PCT 142

### Statistics

	TOTAL	Election Day	Early Voting	Ballot By Mail	Provisional
Registered Voters - Total	2,874				
Ballots Cast - Total	496	166	294	36	0
Ballots Cast - Republican	262	92	162	8	0
Ballots Cast - Democratic	234	74	132	28	0
Voter Turnout - Total	17.26%				

### REP Attorney General

Vote For 1

	TOTAL	VOTE %		Election Day	Early Voting	Ballot By Mail	Provisional
George P. Bush	116	44.79%	<div><div></div></div>	42	69	5	0
Ken Paxton	143	55.21%	<div><div></div></div>	50	91	2	0
Total Votes Cast	259	100.00%	<div><div></div></div>	92	160	7	0
Overvotes	0			0	0	0	0
Undervotes	3			0	2	1	0
Contest Totals	262			92	162	8	0

### REP Commissioner of the General Land Office

Vote For 1

	TOTAL	VOTE %		Election Day	Early Voting	Ballot By Mail	Provisional
Tim Westley	62	27.93%	<div><div></div></div>	25	36	1	0
Dawn Buckingham	160	72.07%	<div><div></div></div>	54	100	6	0
Total Votes Cast	222	100.00%	<div><div></div></div>	79	136	7	0
Overvotes	0			0	0	0	0
Undervotes	40			13	26	1	0
Contest Totals	262			92	162	8	0

### REP Railroad Commissioner

Vote For 1

	TOTAL	VOTE %		Election Day	Early Voting	Ballot By Mail	Provisional
Sarah Stogner	92	39.83%	<div><div></div></div>	30	58	4	0
Wayne Christian	139	60.17%	<div><div></div></div>	52	84	3	0
Total Votes Cast	231	100.00%	<div><div></div></div>	82	142	7	0
Overvotes	0			0	0	0	0
Undervotes	31			10	20	1	0
Contest Totals	262			92	162	8	0

### REP State Representative, District 70

Vote For 1

	TOTAL	VOTE %		Election Day	Early Voting	Ballot By Mail	Provisional
Jamee Jolly	152	60.08%	<div><div></div></div>	53	96	3	0
Eric J. Bowlin	101	39.92%	<div><div></div></div>	35	62	4	0
Total Votes Cast	253	100.00%	<div><div></div></div>	88	158	7	0
Overvotes	0			0	0	0	0
Undervotes	9			4	4	1	0
Contest Totals	262			92	162	8	0

## PCT 142

### REP Judge, County Court at Law No. 5

Vote For 1

	TOTAL	VOTE %		Election Day	Early Voting	Ballot By Mail	Provisional
Randy Johnson	140	66.35%	<div><div></div></div>	50	88	2	0
Jimmy Angelino	71	33.65%	<div><div></div></div>	26	42	3	0
Total Votes Cast	211	100.00%	<div><div></div></div>	76	130	5	0
Overvotes	0			0	0	0	0
Undervotes	51			16	32	3	0
Contest Totals	262			92	162	8	0

### REP District Clerk

Vote For 1

	TOTAL	VOTE %		Election Day	Early Voting	Ballot By Mail	Provisional
Mike Gould	110	55.00%	<div><div></div></div>	47	62	1	0
Lynne Finley	90	45.00%	<div><div></div></div>	25	61	4	0
Total Votes Cast	200	100.00%	<div><div></div></div>	72	123	5	0
Overvotes	0			0	0	0	0
Undervotes	62			20	39	3	0
Contest Totals	262			92	162	8	0

### REP Precinct Chair, Precinct 142

Vote For 1

	TOTAL	VOTE %		Election Day	Early Voting	Ballot By Mail	Provisional
Desiree Dawn Brown	78	42.39%	<div><div></div></div>	25	51	2	0
Joseph (Joe) Levy	106	57.61%	<div><div></div></div>	36	68	2	0
Total Votes Cast	184	100.00%	<div><div></div></div>	61	119	4	0
Overvotes	0			0	0	0	0
Undervotes	78			31	43	4	0
Contest Totals	262			92	162	8	0

### DEM Lieutenant Governor

Vote For 1

	TOTAL	VOTE %		Election Day	Early Voting	Ballot By Mail	Provisional
Michelle Beckley	87	38.84%	<div><div></div></div>	25	54	8	0
Mike Collier	137	61.16%	<div><div></div></div>	47	72	18	0
Total Votes Cast	224	100.00%	<div><div></div></div>	72	126	26	0
Overvotes	0			0	0	0	0
Undervotes	10			2	6	2	0
Contest Totals	234			74	132	28	0



## PCT 142

### DEM Attorney General

Vote For 1

	TOTAL	VOTE %		Election Day	Early Voting	Ballot By Mail	Provisional
Rochelle Mercedes Garza	115	50.88%	<div><div></div></div>	38	65	12	0
Joe Jaworski	111	49.12%	<div><div></div></div>	35	62	14	0
Total Votes Cast	226	100.00%	<div><div></div></div>	73	127	26	0
Overvotes	0			0	0	0	0
Undervotes	8			1	5	2	0
Contest Totals	234			74	132	28	0

### DEM Comptroller of Public Accounts

Vote For 1

	TOTAL	VOTE %		Election Day	Early Voting	Ballot By Mail	Provisional
Angel Luis Vega	55	25.82%	<div><div></div></div>	20	33	2	0
Janet T. Dudding	158	74.18%	<div><div></div></div>	46	89	23	0
Total Votes Cast	213	100.00%	<div><div></div></div>	66	122	25	0
Overvotes	0			0	0	0	0
Undervotes	21			8	10	3	0
Contest Totals	234			74	132	28	0

### DEM Commissioner of the General Land Office

Vote For 1

	TOTAL	VOTE %		Election Day	Early Voting	Ballot By Mail	Provisional
Jay Kleberg	145	66.82%	<div><div></div></div>	45	81	19	0
Sandrgrace Martinez	72	33.18%	<div><div></div></div>	23	43	6	0
Total Votes Cast	217	100.00%	<div><div></div></div>	68	124	25	0
Overvotes	0			0	0	0	0
Undervotes	17			6	8	3	0
Contest Totals	234			74	132	28	0

### DEM State Representative, District 70

Vote For 1

	TOTAL	VOTE %		Election Day	Early Voting	Ballot By Mail	Provisional
Mihaela Elizabeth Plesa	159	68.83%	<div><div></div></div>	46	96	17	0
Cassandra Garcia Hernandez	72	31.17%	<div><div></div></div>	27	35	10	0
Total Votes Cast	231	100.00%	<div><div></div></div>	73	131	27	0
Overvotes	0			0	0	0	0
Undervotes	3			1	1	1	0
Contest Totals	234			74	132	28	0

PCT 142

DEM County Chair							
Vote For 1							
	TOTAL	VOTE %		Election Day	Early Voting	Ballot By Mail	Provision al
Caroline Werner	102	46.36%	<div><div></div><div></div></div>	33	65	4	0
Mike Rawlins	118	53.64%	<div><div></div><div></div></div>	34	60	24	0
Total Votes Cast	220	100.00%	<div><div></div></div>	67	125	28	0
Overvotes	0			0	0	0	0
Undervotes	14			7	7	0	0
Contest Totals	234			74	132	28	0

## PCT 143

### Statistics

	TOTAL	Election Day	Early Voting	Ballot By Mail	Provisional
Registered Voters - Total	2,139				
Ballots Cast - Total	195	73	96	26	0
Ballots Cast - Republican	155	60	78	17	0
Ballots Cast - Democratic	40	13	18	9	0
Voter Turnout - Total	9.12%				

### REP Attorney General

Vote For 1

	TOTAL	VOTE %		Election Day	Early Voting	Ballot By Mail	Provisional
George P. Bush	78	50.32%	<div><div></div></div>	31	36	11	0
Ken Paxton	77	49.68%	<div><div></div></div>	29	42	6	0
Total Votes Cast	155	100.00%	<div><div></div></div>	60	78	17	0
Overvotes	0			0	0	0	0
Undervotes	0			0	0	0	0
Contest Totals	155			60	78	17	0

### REP Commissioner of the General Land Office

Vote For 1

	TOTAL	VOTE %		Election Day	Early Voting	Ballot By Mail	Provisional
Tim Westley	34	25.95%	<div><div></div></div>	18	10	6	0
Dawn Buckingham	97	74.05%	<div><div></div></div>	33	55	9	0
Total Votes Cast	131	100.00%	<div><div></div></div>	51	65	15	0
Overvotes	0			0	0	0	0
Undervotes	24			9	13	2	0
Contest Totals	155			60	78	17	0

### REP Railroad Commissioner

Vote For 1

	TOTAL	VOTE %		Election Day	Early Voting	Ballot By Mail	Provisional
Sarah Stogner	56	39.72%	<div><div></div></div>	28	26	2	0
Wayne Christian	85	60.28%	<div><div></div></div>	27	46	12	0
Total Votes Cast	141	100.00%	<div><div></div></div>	55	72	14	0
Overvotes	0			0	0	0	0
Undervotes	14			5	6	3	0
Contest Totals	155			60	78	17	0

### REP Judge, County Court at Law No. 5

Vote For 1

	TOTAL	VOTE %		Election Day	Early Voting	Ballot By Mail	Provisional
Randy Johnson	83	66.40%	<div><div></div></div>	31	43	9	0
Jimmy Angelino	42	33.60%	<div><div></div></div>	18	19	5	0
Total Votes Cast	125	100.00%	<div><div></div></div>	49	62	14	0
Overvotes	0			0	0	0	0
Undervotes	30			11	16	3	0
Contest Totals	155			60	78	17	0

Summary Results Report  
Primary Runoff  
May 24th, 2022

Final Results  
SOVC  
COLLIN COUNTY

## PCT 143

### REP District Clerk

Vote For 1

	TOTAL	VOTE %		Election Day	Early Voting	Ballot By Mail	Provisional
Mike Gould	64	50.39%	<div><div></div></div>	25	33	6	0
Lynne Finley	63	49.61%	<div><div></div></div>	25	30	8	0
Total Votes Cast	127	100.00%	<div><div></div></div>	50	63	14	0
Overvotes	0			0	0	0	0
Undervotes	28			10	15	3	0
Contest Totals	155			60	78	17	0

### DEM Lieutenant Governor

Vote For 1

	TOTAL	VOTE %		Election Day	Early Voting	Ballot By Mail	Provisional
Michelle Beckley	18	45.00%	<div><div></div></div>	9	5	4	0
Mike Collier	22	55.00%	<div><div></div></div>	4	13	5	0
Total Votes Cast	40	100.00%	<div><div></div></div>	13	18	9	0
Overvotes	0			0	0	0	0
Undervotes	0			0	0	0	0
Contest Totals	40			13	18	9	0

### DEM Attorney General

Vote For 1

	TOTAL	VOTE %		Election Day	Early Voting	Ballot By Mail	Provisional
Rochelle Mercedes Garza	23	58.97%	<div><div></div></div>	10	9	4	0
Joe Jaworski	16	41.03%	<div><div></div></div>	2	9	5	0
Total Votes Cast	39	100.00%	<div><div></div></div>	12	18	9	0
Overvotes	0			0	0	0	0
Undervotes	1			1	0	0	0
Contest Totals	40			13	18	9	0

### DEM Comptroller of Public Accounts

Vote For 1

	TOTAL	VOTE %		Election Day	Early Voting	Ballot By Mail	Provisional
Angel Luis Vega	14	35.00%	<div><div></div></div>	5	8	1	0
Janet T. Dudding	26	65.00%	<div><div></div></div>	8	10	8	0
Total Votes Cast	40	100.00%	<div><div></div></div>	13	18	9	0
Overvotes	0			0	0	0	0
Undervotes	0			0	0	0	0
Contest Totals	40			13	18	9	0

## PCT 143

### DEM Commissioner of the General Land Office

Vote For 1

	TOTAL	VOTE %		Election Day	Early Voting	Ballot By Mail	Provisional
Jay Kleberg	25	65.79%	<div><div></div></div>	6	12	7	0
Sandragrace Martinez	13	34.21%	<div><div></div></div>	7	6	0	0
Total Votes Cast	38	100.00%	<div><div></div></div>	13	18	7	0
Overvotes	0			0	0	0	0
Undervotes	2			0	0	2	0
Contest Totals	40			13	18	9	0

### DEM County Chair

Vote For 1

	TOTAL	VOTE %		Election Day	Early Voting	Ballot By Mail	Provisional
Caroline Werner	19	50.00%	<div><div></div></div>	7	10	2	0
Mike Rawlins	19	50.00%	<div><div></div></div>	6	8	5	0
Total Votes Cast	38	100.00%	<div><div></div></div>	13	18	7	0
Overvotes	0			0	0	0	0
Undervotes	2			0	0	2	0
Contest Totals	40			13	18	9	0

## PCT 144

### Statistics

	TOTAL	Election Day	Early Voting	Ballot By Mail	Provisional
Registered Voters - Total	2,849				
Ballots Cast - Total	236	104	100	31	1
Ballots Cast - Republican	169	88	57	23	1
Ballots Cast - Democratic	67	16	43	8	0
Voter Turnout - Total	8.28%				

#### REP Attorney General

Vote For 1

	TOTAL	VOTE %		Election Day	Early Voting	Ballot By Mail	Provisional
George P. Bush	68	40.24%	<div><div></div></div>	30	22	15	1
Ken Paxton	101	59.76%	<div><div></div></div>	58	35	8	0
Total Votes Cast	169	100.00%	<div><div></div></div>	88	57	23	1
Overvotes	0			0	0	0	0
Undervotes	0			0	0	0	0
Contest Totals	169			88	57	23	1

#### REP Commissioner of the General Land Office

Vote For 1

	TOTAL	VOTE %		Election Day	Early Voting	Ballot By Mail	Provisional
Tim Westley	32	21.19%	<div><div></div></div>	14	10	8	0
Dawn Buckingham	119	78.81%	<div><div></div></div>	61	44	13	1
Total Votes Cast	151	100.00%	<div><div></div></div>	75	54	21	1
Overvotes	0			0	0	0	0
Undervotes	18			13	3	2	0
Contest Totals	169			88	57	23	1

#### REP Railroad Commissioner

Vote For 1

	TOTAL	VOTE %		Election Day	Early Voting	Ballot By Mail	Provisional
Sarah Stogner	59	38.06%	<div><div></div></div>	28	22	8	1
Wayne Christian	96	61.94%	<div><div></div></div>	50	33	13	0
Total Votes Cast	155	100.00%	<div><div></div></div>	78	55	21	1
Overvotes	0			0	0	0	0
Undervotes	14			10	2	2	0
Contest Totals	169			88	57	23	1

#### REP Judge, County Court at Law No. 5

Vote For 1

	TOTAL	VOTE %		Election Day	Early Voting	Ballot By Mail	Provisional
Randy Johnson	110	77.46%	<div><div></div></div>	51	41	17	1
Jimmy Angelino	32	22.54%	<div><div></div></div>	18	10	4	0
Total Votes Cast	142	100.00%	<div><div></div></div>	69	51	21	1
Overvotes	0			0	0	0	0
Undervotes	27			19	6	2	0
Contest Totals	169			88	57	23	1

Summary Results Report  
Primary Runoff  
May 24th, 2022

Final Results  
SOVC  
COLLIN COUNTY

## PCT 144

### REP District Clerk

Vote For 1

	TOTAL	VOTE %		Election Day	Early Voting	Ballot By Mail	Provision al
Mike Gould	84	57.14%	<div><div></div></div>	45	32	6	1
Lynne Finley	63	42.86%	<div><div></div></div>	27	20	16	0
Total Votes Cast	147	100.00%	<div><div></div></div>	72	52	22	1
Overvotes	0			0	0	0	0
Undervotes	22			16	5	1	0
Contest Totals	169			88	57	23	1

### DEM Lieutenant Governor

Vote For 1

	TOTAL	VOTE %		Election Day	Early Voting	Ballot By Mail	Provision al
Michelle Beckley	25	37.31%	<div><div></div></div>	7	13	5	0
Mike Collier	42	62.69%	<div><div></div></div>	9	30	3	0
Total Votes Cast	67	100.00%	<div><div></div></div>	16	43	8	0
Overvotes	0			0	0	0	0
Undervotes	0			0	0	0	0
Contest Totals	67			16	43	8	0

### DEM Attorney General

Vote For 1

	TOTAL	VOTE %		Election Day	Early Voting	Ballot By Mail	Provision al
Rochelle Mercedes Garza	35	52.24%	<div><div></div></div>	9	20	6	0
Joe Jaworski	32	47.76%	<div><div></div></div>	7	23	2	0
Total Votes Cast	67	100.00%	<div><div></div></div>	16	43	8	0
Overvotes	0			0	0	0	0
Undervotes	0			0	0	0	0
Contest Totals	67			16	43	8	0

### DEM Comptroller of Public Accounts

Vote For 1

	TOTAL	VOTE %		Election Day	Early Voting	Ballot By Mail	Provision al
Angel Luis Vega	17	25.76%	<div><div></div></div>	7	8	2	0
Janet T. Dudding	49	74.24%	<div><div></div></div>	9	34	6	0
Total Votes Cast	66	100.00%	<div><div></div></div>	16	42	8	0
Overvotes	0			0	0	0	0
Undervotes	1			0	1	0	0
Contest Totals	67			16	43	8	0

## PCT 144

### DEM Commissioner of the General Land Office

Vote For 1

	TOTAL	VOTE %		Election Day	Early Voting	Ballot By Mail	Provision al
Jay Kleberg	46	69.70%	<div><div></div></div>	8	33	5	0
Sandragrace Martinez	20	30.30%	<div><div></div></div>	7	10	3	0
Total Votes Cast	66	100.00%	<div><div></div></div>	15	43	8	0
Overvotes	0			0	0	0	0
Undervotes	1			1	0	0	0
Contest Totals	67			16	43	8	0

### DEM County Chair

Vote For 1

	TOTAL	VOTE %		Election Day	Early Voting	Ballot By Mail	Provision al
Caroline Werner	39	59.09%	<div><div></div></div>	6	28	5	0
Mike Rawlins	27	40.91%	<div><div></div></div>	10	14	3	0
Total Votes Cast	66	100.00%	<div><div></div></div>	16	42	8	0
Overvotes	0			0	0	0	0
Undervotes	1			0	1	0	0
Contest Totals	67			16	43	8	0



## PCT 145

### Statistics

	TOTAL	Election Day	Early Voting	Ballot By Mail	Provisional
Registered Voters - Total	1,673				
Ballots Cast - Total	107	50	41	16	0
Ballots Cast - Republican	57	32	16	9	0
Ballots Cast - Democratic	50	18	25	7	0
Voter Turnout - Total	6.40%				

#### REP Attorney General

Vote For 1

	TOTAL	VOTE %		Election Day	Early Voting	Ballot By Mail	Provisional
George P. Bush	28	49.12%	<div><div></div></div>	15	7	6	0
Ken Paxton	29	50.88%	<div><div></div></div>	17	9	3	0
Total Votes Cast	57	100.00%	<div><div></div></div>	32	16	9	0
Overvotes	0			0	0	0	0
Undervotes	0			0	0	0	0
Contest Totals	57			32	16	9	0

#### REP Commissioner of the General Land Office

Vote For 1

	TOTAL	VOTE %		Election Day	Early Voting	Ballot By Mail	Provisional
Tim Westley	20	40.00%	<div><div></div></div>	10	4	6	0
Dawn Buckingham	30	60.00%	<div><div></div></div>	18	11	1	0
Total Votes Cast	50	100.00%	<div><div></div></div>	28	15	7	0
Overvotes	0			0	0	0	0
Undervotes	7			4	1	2	0
Contest Totals	57			32	16	9	0

#### REP Railroad Commissioner

Vote For 1

	TOTAL	VOTE %		Election Day	Early Voting	Ballot By Mail	Provisional
Sarah Stogner	17	32.08%	<div><div></div></div>	8	6	3	0
Wayne Christian	36	67.92%	<div><div></div></div>	22	10	4	0
Total Votes Cast	53	100.00%	<div><div></div></div>	30	16	7	0
Overvotes	0			0	0	0	0
Undervotes	4			2	0	2	0
Contest Totals	57			32	16	9	0

#### REP Judge, County Court at Law No. 5

Vote For 1

	TOTAL	VOTE %		Election Day	Early Voting	Ballot By Mail	Provisional
Randy Johnson	32	65.31%	<div><div></div></div>	20	6	6	0
Jimmy Angelino	17	34.69%	<div><div></div></div>	8	8	1	0
Total Votes Cast	49	100.00%	<div><div></div></div>	28	14	7	0
Overvotes	0			0	0	0	0
Undervotes	8			4	2	2	0
Contest Totals	57			32	16	9	0

Summary Results Report  
Primary Runoff  
May 24th, 2022

Final Results  
SOVC  
COLLIN COUNTY

## PCT 145

### REP District Clerk

Vote For 1

	TOTAL	VOTE %		Election Day	Early Voting	Ballot By Mail	Provisional
Mike Gould	28	58.33%	<div><div></div></div>	19	9	0	0
Lynne Finley	20	41.67%	<div><div></div></div>	7	5	8	0
Total Votes Cast	48	100.00%	<div><div></div></div>	26	14	8	0
Overvotes	0			0	0	0	0
Undervotes	9			6	2	1	0
Contest Totals	57			32	16	9	0

### DEM Lieutenant Governor

Vote For 1

	TOTAL	VOTE %		Election Day	Early Voting	Ballot By Mail	Provisional
Michelle Beckley	19	38.00%	<div><div></div></div>	6	11	2	0
Mike Collier	31	62.00%	<div><div></div></div>	12	14	5	0
Total Votes Cast	50	100.00%	<div><div></div></div>	18	25	7	0
Overvotes	0			0	0	0	0
Undervotes	0			0	0	0	0
Contest Totals	50			18	25	7	0

### DEM Attorney General

Vote For 1

	TOTAL	VOTE %		Election Day	Early Voting	Ballot By Mail	Provisional
Rochelle Mercedes Garza	35	71.43%	<div><div></div></div>	16	15	4	0
Joe Jaworski	14	28.57%	<div><div></div></div>	2	10	2	0
Total Votes Cast	49	100.00%	<div><div></div></div>	18	25	6	0
Overvotes	0			0	0	0	0
Undervotes	1			0	0	1	0
Contest Totals	50			18	25	7	0

### DEM Comptroller of Public Accounts

Vote For 1

	TOTAL	VOTE %		Election Day	Early Voting	Ballot By Mail	Provisional
Angel Luis Vega	14	29.17%	<div><div></div></div>	6	8	0	0
Janet T. Dudding	34	70.83%	<div><div></div></div>	11	17	6	0
Total Votes Cast	48	100.00%	<div><div></div></div>	17	25	6	0
Overvotes	0			0	0	0	0
Undervotes	2			1	0	1	0
Contest Totals	50			18	25	7	0

## PCT 145

### DEM Commissioner of the General Land Office

Vote For 1

	TOTAL	VOTE %		Election Day	Early Voting	Ballot By Mail	Provision al
Jay Kleberg	28	57.14%	<div><div></div></div>	9	16	3	0
Sandragrace Martinez	21	42.86%	<div><div></div></div>	9	9	3	0
Total Votes Cast	49	100.00%	<div><div></div></div>	18	25	6	0
Overvotes	0			0	0	0	0
Undervotes	1			0	0	1	0
Contest Totals	50			18	25	7	0

### DEM County Chair

Vote For 1

	TOTAL	VOTE %		Election Day	Early Voting	Ballot By Mail	Provision al
Caroline Werner	27	56.25%	<div><div></div></div>	12	13	2	0
Mike Rawlins	21	43.75%	<div><div></div></div>	5	12	4	0
Total Votes Cast	48	100.00%	<div><div></div></div>	17	25	6	0
Overvotes	0			0	0	0	0
Undervotes	2			1	0	1	0
Contest Totals	50			18	25	7	0

## PCT 146

### Statistics

	TOTAL	Election Day	Early Voting	Ballot By Mail	Provisional
Registered Voters - Total	4,833				
Ballots Cast - Total	277	121	141	14	1
Ballots Cast - Republican	179	78	93	8	0
Ballots Cast - Democratic	98	43	48	6	1
Voter Turnout - Total	5.73%				

#### REP Attorney General

Vote For 1

	TOTAL	VOTE %		Election Day	Early Voting	Ballot By Mail	Provisional
George P. Bush	62	35.03%	<div><div></div></div>	38	22	2	0
Ken Paxton	115	64.97%	<div><div></div></div>	40	69	6	0
Total Votes Cast	177	100.00%	<div><div></div></div>	78	91	8	0
Overvotes	0			0	0	0	0
Undervotes	2			0	2	0	0
Contest Totals	179			78	93	8	0

#### REP Commissioner of the General Land Office

Vote For 1

	TOTAL	VOTE %		Election Day	Early Voting	Ballot By Mail	Provisional
Tim Westley	39	23.08%	<div><div></div></div>	28	10	1	0
Dawn Buckingham	130	76.92%	<div><div></div></div>	46	78	6	0
Total Votes Cast	169	100.00%	<div><div></div></div>	74	88	7	0
Overvotes	0			0	0	0	0
Undervotes	10			4	5	1	0
Contest Totals	179			78	93	8	0

#### REP Railroad Commissioner

Vote For 1

	TOTAL	VOTE %		Election Day	Early Voting	Ballot By Mail	Provisional
Sarah Stogner	65	38.46%	<div><div></div></div>	42	20	3	0
Wayne Christian	104	61.54%	<div><div></div></div>	32	68	4	0
Total Votes Cast	169	100.00%	<div><div></div></div>	74	88	7	0
Overvotes	0			0	0	0	0
Undervotes	10			4	5	1	0
Contest Totals	179			78	93	8	0

#### REP Judge, County Court at Law No. 5

Vote For 1

	TOTAL	VOTE %		Election Day	Early Voting	Ballot By Mail	Provisional
Randy Johnson	90	57.69%	<div><div></div></div>	43	43	4	0
Jimmy Angelino	66	42.31%	<div><div></div></div>	24	40	2	0
Total Votes Cast	156	100.00%	<div><div></div></div>	67	83	6	0
Overvotes	0			0	0	0	0
Undervotes	23			11	10	2	0
Contest Totals	179			78	93	8	0

Summary Results Report  
Primary Runoff  
May 24th, 2022

Final Results  
SOVC  
COLLIN COUNTY

## PCT 146

### REP District Clerk

Vote For 1

	TOTAL	VOTE %		Election Day	Early Voting	Ballot By Mail	Provisional
Mike Gould	67	43.51%	<div><div></div></div>	30	36	1	0
Lynne Finley	87	56.49%	<div><div></div></div>	37	46	4	0
Total Votes Cast	154	100.00%	<div><div></div></div>	67	82	5	0
Overvotes	0			0	0	0	0
Undervotes	25			11	11	3	0
Contest Totals	179			78	93	8	0

### DEM Lieutenant Governor

Vote For 1

	TOTAL	VOTE %		Election Day	Early Voting	Ballot By Mail	Provisional
Michelle Beckley	47	47.96%	<div><div></div></div>	23	20	4	0
Mike Collier	51	52.04%	<div><div></div></div>	20	28	2	1
Total Votes Cast	98	100.00%	<div><div></div></div>	43	48	6	1
Overvotes	0			0	0	0	0
Undervotes	0			0	0	0	0
Contest Totals	98			43	48	6	1

### DEM Attorney General

Vote For 1

	TOTAL	VOTE %		Election Day	Early Voting	Ballot By Mail	Provisional
Rochelle Mercedes Garza	57	58.76%	<div><div></div></div>	24	29	3	1
Joe Jaworski	40	41.24%	<div><div></div></div>	18	19	3	0
Total Votes Cast	97	100.00%	<div><div></div></div>	42	48	6	1
Overvotes	0			0	0	0	0
Undervotes	1			1	0	0	0
Contest Totals	98			43	48	6	1

### DEM Comptroller of Public Accounts

Vote For 1

	TOTAL	VOTE %		Election Day	Early Voting	Ballot By Mail	Provisional
Angel Luis Vega	31	32.63%	<div><div></div></div>	16	12	3	0
Janet T. Dudding	64	67.37%	<div><div></div></div>	25	35	3	1
Total Votes Cast	95	100.00%	<div><div></div></div>	41	47	6	1
Overvotes	0			0	0	0	0
Undervotes	3			2	1	0	0
Contest Totals	98			43	48	6	1

## PCT 146

### DEM Commissioner of the General Land Office

Vote For 1

	TOTAL	VOTE %		Election Day	Early Voting	Ballot By Mail	Provision al
Jay Kleberg	55	57.29%	<div><div></div></div>	21	28	5	1
Sandragrace Martinez	41	42.71%	<div><div></div></div>	21	19	1	0
Total Votes Cast	96	100.00%	<div><div></div></div>	42	47	6	1
Overvotes	0			0	0	0	0
Undervotes	2			1	1	0	0
Contest Totals	98			43	48	6	1

### DEM County Chair

Vote For 1

	TOTAL	VOTE %		Election Day	Early Voting	Ballot By Mail	Provision al
Caroline Werner	46	47.92%	<div><div></div></div>	23	21	2	0
Mike Rawlins	50	52.08%	<div><div></div></div>	18	27	4	1
Total Votes Cast	96	100.00%	<div><div></div></div>	41	48	6	1
Overvotes	0			0	0	0	0
Undervotes	2			2	0	0	0
Contest Totals	98			43	48	6	1

## PCT 147

### Statistics

	TOTAL	Election Day	Early Voting	Ballot By Mail	Provisional
Registered Voters - Total	2,190				
Ballots Cast - Total	101	41	54	6	0
Ballots Cast - Republican	78	33	43	2	0
Ballots Cast - Democratic	23	8	11	4	0
Voter Turnout - Total	4.61%				

#### REP Attorney General

Vote For 1

	TOTAL	VOTE %		Election Day	Early Voting	Ballot By Mail	Provisional
George P. Bush	28	35.90%	<div><div></div></div>	12	16	0	0
Ken Paxton	50	64.10%	<div><div></div></div>	21	27	2	0
Total Votes Cast	78	100.00%	<div><div></div></div>	33	43	2	0
Overvotes	0			0	0	0	0
Undervotes	0			0	0	0	0
Contest Totals	78			33	43	2	0

#### REP Commissioner of the General Land Office

Vote For 1

	TOTAL	VOTE %		Election Day	Early Voting	Ballot By Mail	Provisional
Tim Westley	12	16.67%	<div><div></div></div>	9	3	0	0
Dawn Buckingham	60	83.33%	<div><div></div></div>	22	36	2	0
Total Votes Cast	72	100.00%	<div><div></div></div>	31	39	2	0
Overvotes	0			0	0	0	0
Undervotes	6			2	4	0	0
Contest Totals	78			33	43	2	0

#### REP Railroad Commissioner

Vote For 1

	TOTAL	VOTE %		Election Day	Early Voting	Ballot By Mail	Provisional
Sarah Stogner	22	30.14%	<div><div></div></div>	11	11	0	0
Wayne Christian	51	69.86%	<div><div></div></div>	20	29	2	0
Total Votes Cast	73	100.00%	<div><div></div></div>	31	40	2	0
Overvotes	0			0	0	0	0
Undervotes	5			2	3	0	0
Contest Totals	78			33	43	2	0

#### REP Judge, County Court at Law No. 5

Vote For 1

	TOTAL	VOTE %		Election Day	Early Voting	Ballot By Mail	Provisional
Randy Johnson	35	47.95%	<div><div></div></div>	13	21	1	0
Jimmy Angelino	38	52.05%	<div><div></div></div>	19	18	1	0
Total Votes Cast	73	100.00%	<div><div></div></div>	32	39	2	0
Overvotes	0			0	0	0	0
Undervotes	5			1	4	0	0
Contest Totals	78			33	43	2	0

Summary Results Report  
Primary Runoff  
May 24th, 2022

Final Results  
SOVC  
COLLIN COUNTY

## PCT 147

### REP District Clerk

Vote For 1

	TOTAL	VOTE %		Election Day	Early Voting	Ballot By Mail	Provisional
Mike Gould	49	67.12%	<div><div></div></div>	21	28	0	0
Lynne Finley	24	32.88%	<div><div></div></div>	10	12	2	0
Total Votes Cast	73	100.00%	<div><div></div></div>	31	40	2	0
Overvotes	0			0	0	0	0
Undervotes	5			2	3	0	0
Contest Totals	78			33	43	2	0

### DEM Lieutenant Governor

Vote For 1

	TOTAL	VOTE %		Election Day	Early Voting	Ballot By Mail	Provisional
Michelle Beckley	11	50.00%	<div><div></div></div>	2	5	4	0
Mike Collier	11	50.00%	<div><div></div></div>	5	6	0	0
Total Votes Cast	22	100.00%	<div><div></div></div>	7	11	4	0
Overvotes	0			0	0	0	0
Undervotes	1			1	0	0	0
Contest Totals	23			8	11	4	0

### DEM Attorney General

Vote For 1

	TOTAL	VOTE %		Election Day	Early Voting	Ballot By Mail	Provisional
Rochelle Mercedes Garza	10	43.48%	<div><div></div></div>	3	5	2	0
Joe Jaworski	13	56.52%	<div><div></div></div>	5	6	2	0
Total Votes Cast	23	100.00%	<div><div></div></div>	8	11	4	0
Overvotes	0			0	0	0	0
Undervotes	0			0	0	0	0
Contest Totals	23			8	11	4	0

### DEM Comptroller of Public Accounts

Vote For 1

	TOTAL	VOTE %		Election Day	Early Voting	Ballot By Mail	Provisional
Angel Luis Vega	3	13.64%	<div><div></div></div>	1	1	1	0
Janet T. Dudding	19	86.36%	<div><div></div></div>	6	10	3	0
Total Votes Cast	22	100.00%	<div><div></div></div>	7	11	4	0
Overvotes	0			0	0	0	0
Undervotes	1			1	0	0	0
Contest Totals	23			8	11	4	0



## PCT 147

### DEM Commissioner of the General Land Office

Vote For 1

	TOTAL	VOTE %		Election Day	Early Voting	Ballot By Mail	Provision al
Jay Kleberg	18	81.82%	<div><div></div></div>	5	9	4	0
Sandragrace Martinez	4	18.18%	<div><div></div></div>	2	2	0	0
Total Votes Cast	22	100.00%	<div><div></div></div>	7	11	4	0
Overvotes	0			0	0	0	0
Undervotes	1			1	0	0	0
Contest Totals	23			8	11	4	0

### DEM County Chair

Vote For 1

	TOTAL	VOTE %		Election Day	Early Voting	Ballot By Mail	Provision al
Caroline Werner	10	45.45%	<div><div></div></div>	2	5	3	0
Mike Rawlins	12	54.55%	<div><div></div></div>	5	6	1	0
Total Votes Cast	22	100.00%	<div><div></div></div>	7	11	4	0
Overvotes	0			0	0	0	0
Undervotes	1			1	0	0	0
Contest Totals	23			8	11	4	0

## PCT 148

### Statistics

	TOTAL	Election Day	Early Voting	Ballot By Mail	Provisional
Registered Voters - Total	605				
Ballots Cast - Total	77	25	22	30	0
Ballots Cast - Republican	57	19	15	23	0
Ballots Cast - Democratic	20	6	7	7	0
Voter Turnout - Total	12.73%				

#### REP Attorney General

Vote For 1

	TOTAL	VOTE %		Election Day	Early Voting	Ballot By Mail	Provisional
George P. Bush	27	48.21%	<div><div></div></div>	10	2	15	0
Ken Paxton	29	51.79%	<div><div></div></div>	9	13	7	0
Total Votes Cast	56	100.00%	<div><div></div></div>	19	15	22	0
Overvotes	0			0	0	0	0
Undervotes	1			0	0	1	0
Contest Totals	57			19	15	23	0

#### REP Commissioner of the General Land Office

Vote For 1

	TOTAL	VOTE %		Election Day	Early Voting	Ballot By Mail	Provisional
Tim Westley	9	20.00%	<div><div></div></div>	4	1	4	0
Dawn Buckingham	36	80.00%	<div><div></div></div>	11	11	14	0
Total Votes Cast	45	100.00%	<div><div></div></div>	15	12	18	0
Overvotes	0			0	0	0	0
Undervotes	12			4	3	5	0
Contest Totals	57			19	15	23	0

#### REP Railroad Commissioner

Vote For 1

	TOTAL	VOTE %		Election Day	Early Voting	Ballot By Mail	Provisional
Sarah Stogner	25	48.08%	<div><div></div></div>	10	11	4	0
Wayne Christian	27	51.92%	<div><div></div></div>	8	4	15	0
Total Votes Cast	52	100.00%	<div><div></div></div>	18	15	19	0
Overvotes	0			0	0	0	0
Undervotes	5			1	0	4	0
Contest Totals	57			19	15	23	0

#### REP Judge, County Court at Law No. 5

Vote For 1

	TOTAL	VOTE %		Election Day	Early Voting	Ballot By Mail	Provisional
Randy Johnson	37	84.09%	<div><div></div></div>	11	12	14	0
Jimmy Angelino	7	15.91%	<div><div></div></div>	3	0	4	0
Total Votes Cast	44	100.00%	<div><div></div></div>	14	12	18	0
Overvotes	0			0	0	0	0
Undervotes	13			5	3	5	0
Contest Totals	57			19	15	23	0

Summary Results Report  
Primary Runoff  
May 24th, 2022

Final Results  
SOVC  
COLLIN COUNTY

## PCT 148

### REP District Clerk

Vote For 1

	TOTAL	VOTE %		Election Day	Early Voting	Ballot By Mail	Provisional
Mike Gould	18	39.13%	<div><div></div></div>	9	4	5	0
Lynne Finley	28	60.87%	<div><div></div></div>	6	8	14	0
Total Votes Cast	46	100.00%	<div><div></div></div>	15	12	19	0
Overvotes	0			0	0	0	0
Undervotes	11			4	3	4	0
Contest Totals	57			19	15	23	0

### DEM Lieutenant Governor

Vote For 1

	TOTAL	VOTE %		Election Day	Early Voting	Ballot By Mail	Provisional
Michelle Beckley	9	45.00%	<div><div></div></div>	3	4	2	0
Mike Collier	11	55.00%	<div><div></div></div>	3	3	5	0
Total Votes Cast	20	100.00%	<div><div></div></div>	6	7	7	0
Overvotes	0			0	0	0	0
Undervotes	0			0	0	0	0
Contest Totals	20			6	7	7	0

### DEM Attorney General

Vote For 1

	TOTAL	VOTE %		Election Day	Early Voting	Ballot By Mail	Provisional
Rochelle Mercedes Garza	15	75.00%	<div><div></div></div>	4	5	6	0
Joe Jaworski	5	25.00%	<div><div></div></div>	2	2	1	0
Total Votes Cast	20	100.00%	<div><div></div></div>	6	7	7	0
Overvotes	0			0	0	0	0
Undervotes	0			0	0	0	0
Contest Totals	20			6	7	7	0

### DEM Comptroller of Public Accounts

Vote For 1

	TOTAL	VOTE %		Election Day	Early Voting	Ballot By Mail	Provisional
Angel Luis Vega	7	36.84%	<div><div></div></div>	1	5	1	0
Janet T. Dudding	12	63.16%	<div><div></div></div>	5	2	5	0
Total Votes Cast	19	100.00%	<div><div></div></div>	6	7	6	0
Overvotes	0			0	0	0	0
Undervotes	1			0	0	1	0
Contest Totals	20			6	7	7	0

## PCT 148

### DEM Commissioner of the General Land Office

Vote For 1

	TOTAL	VOTE %		Election Day	Early Voting	Ballot By Mail	Provision al
Jay Kleberg	9	47.37%	<div><div></div></div>	3	2	4	0
Sandragrace Martinez	10	52.63%	<div><div></div></div>	3	5	2	0
Total Votes Cast	19	100.00%	<div><div></div></div>	6	7	6	0
Overvotes	0			0	0	0	0
Undervotes	1			0	0	1	0
Contest Totals	20			6	7	7	0

### DEM County Chair

Vote For 1

	TOTAL	VOTE %		Election Day	Early Voting	Ballot By Mail	Provision al
Caroline Werner	14	77.78%	<div><div></div></div>	3	7	4	0
Mike Rawlins	4	22.22%	<div><div></div></div>	3	0	1	0
Total Votes Cast	18	100.00%	<div><div></div></div>	6	7	5	0
Overvotes	0			0	0	0	0
Undervotes	2			0	0	2	0
Contest Totals	20			6	7	7	0

## PCT 149

### Statistics

	TOTAL	Election Day	Early Voting	Ballot By Mail	Provisional
Registered Voters - Total	4,365				
Ballots Cast - Total	453	168	249	35	1
Ballots Cast - Republican	371	133	208	30	0
Ballots Cast - Democratic	82	35	41	5	1
Voter Turnout - Total	10.38%				

#### REP Attorney General

Vote For 1

	TOTAL	VOTE %		Election Day	Early Voting	Ballot By Mail	Provisional
George P. Bush	125	33.88%	<div><div></div></div>	37	76	12	0
Ken Paxton	244	66.12%	<div><div></div></div>	95	131	18	0
Total Votes Cast	369	100.00%	<div><div></div></div>	132	207	30	0
Overvotes	0			0	0	0	0
Undervotes	2			1	1	0	0
Contest Totals	371			133	208	30	0

#### REP Commissioner of the General Land Office

Vote For 1

	TOTAL	VOTE %		Election Day	Early Voting	Ballot By Mail	Provisional
Tim Westley	81	25.47%	<div><div></div></div>	31	40	10	0
Dawn Buckingham	237	74.53%	<div><div></div></div>	84	140	13	0
Total Votes Cast	318	100.00%	<div><div></div></div>	115	180	23	0
Overvotes	0			0	0	0	0
Undervotes	53			18	28	7	0
Contest Totals	371			133	208	30	0

#### REP Railroad Commissioner

Vote For 1

	TOTAL	VOTE %		Election Day	Early Voting	Ballot By Mail	Provisional
Sarah Stogner	113	34.04%	<div><div></div></div>	39	63	11	0
Wayne Christian	219	65.96%	<div><div></div></div>	82	123	14	0
Total Votes Cast	332	100.00%	<div><div></div></div>	121	186	25	0
Overvotes	0			0	0	0	0
Undervotes	39			12	22	5	0
Contest Totals	371			133	208	30	0

#### REP State Representative, District 61

Vote For 1

	TOTAL	VOTE %		Election Day	Early Voting	Ballot By Mail	Provisional
Frederick Frazier	199	55.12%	<div><div></div></div>	60	125	14	0
Paul Chabot	162	44.88%	<div><div></div></div>	67	80	15	0
Total Votes Cast	361	100.00%	<div><div></div></div>	127	205	29	0
Overvotes	0			0	0	0	0
Undervotes	10			6	3	1	0
Contest Totals	371			133	208	30	0

## PCT 149

### REP Judge, County Court at Law No. 5

Vote For 1

	TOTAL	VOTE %		Election Day	Early Voting	Ballot By Mail	Provisional
Randy Johnson	187	61.31%	<div><div></div></div>	71	103	13	0
Jimmy Angelino	118	38.69%	<div><div></div></div>	36	73	9	0
Total Votes Cast	305	100.00%	<div><div></div></div>	107	176	22	0
Overvotes	0			0	0	0	0
Undervotes	66			26	32	8	0
Contest Totals	371			133	208	30	0

### REP District Clerk

Vote For 1

	TOTAL	VOTE %		Election Day	Early Voting	Ballot By Mail	Provisional
Mike Gould	187	62.13%	<div><div></div></div>	72	104	11	0
Lynne Finley	114	37.87%	<div><div></div></div>	38	64	12	0
Total Votes Cast	301	100.00%	<div><div></div></div>	110	168	23	0
Overvotes	0			0	0	0	0
Undervotes	70			23	40	7	0
Contest Totals	371			133	208	30	0

### REP Constable, Precinct 1

Vote For 1

	TOTAL	VOTE %		Election Day	Early Voting	Ballot By Mail	Provisional
Cris Trevino	126	41.58%	<div><div></div></div>	46	74	6	0
Matt Carpenter	177	58.42%	<div><div></div></div>	63	98	16	0
Total Votes Cast	303	100.00%	<div><div></div></div>	109	172	22	0
Overvotes	0			0	0	0	0
Undervotes	68			24	36	8	0
Contest Totals	371			133	208	30	0

### DEM Lieutenant Governor

Vote For 1

	TOTAL	VOTE %		Election Day	Early Voting	Ballot By Mail	Provisional
Michelle Beckley	25	30.86%	<div><div></div></div>	9	15	1	0
Mike Collier	56	69.14%	<div><div></div></div>	25	26	4	1
Total Votes Cast	81	100.00%	<div><div></div></div>	34	41	5	1
Overvotes	0			0	0	0	0
Undervotes	1			1	0	0	0
Contest Totals	82			35	41	5	1

## PCT 149

### DEM Attorney General

Vote For 1

	TOTAL	VOTE %		Election Day	Early Voting	Ballot By Mail	Provisional
Rochelle Mercedes Garza	51	64.56%	<div><div></div></div>	24	26	1	0
Joe Jaworski	28	35.44%	<div><div></div></div>	10	15	2	1
Total Votes Cast	79	100.00%	<div><div></div></div>	34	41	3	1
Overvotes	0			0	0	0	0
Undervotes	3			1	0	2	0
Contest Totals	82			35	41	5	1

### DEM Comptroller of Public Accounts

Vote For 1

	TOTAL	VOTE %		Election Day	Early Voting	Ballot By Mail	Provisional
Angel Luis Vega	29	37.18%	<div><div></div></div>	12	15	1	1
Janet T. Dudding	49	62.82%	<div><div></div></div>	21	26	2	0
Total Votes Cast	78	100.00%	<div><div></div></div>	33	41	3	1
Overvotes	0			0	0	0	0
Undervotes	4			2	0	2	0
Contest Totals	82			35	41	5	1

### DEM Commissioner of the General Land Office

Vote For 1

	TOTAL	VOTE %		Election Day	Early Voting	Ballot By Mail	Provisional
Jay Kleberg	50	64.10%	<div><div></div></div>	17	29	3	1
Sandragrace Martinez	28	35.90%	<div><div></div></div>	16	12	0	0
Total Votes Cast	78	100.00%	<div><div></div></div>	33	41	3	1
Overvotes	0			0	0	0	0
Undervotes	4			2	0	2	0
Contest Totals	82			35	41	5	1

### DEM County Chair

Vote For 1

	TOTAL	VOTE %		Election Day	Early Voting	Ballot By Mail	Provisional
Caroline Werner	45	56.96%	<div><div></div></div>	18	26	1	0
Mike Rawlins	34	43.04%	<div><div></div></div>	15	14	4	1
Total Votes Cast	79	100.00%	<div><div></div></div>	33	40	5	1
Overvotes	0			0	0	0	0
Undervotes	3			2	1	0	0
Contest Totals	82			35	41	5	1

## PCT 150

### Statistics

	TOTAL	Election Day	Early Voting	Ballot By Mail	Provisional
Registered Voters - Total	2,573				
Ballots Cast - Total	382	152	201	29	0
Ballots Cast - Republican	309	123	163	23	0
Ballots Cast - Democratic	73	29	38	6	0
Voter Turnout - Total	14.85%				

### REP Attorney General

Vote For 1

	TOTAL	VOTE %		Election Day	Early Voting	Ballot By Mail	Provisional
George P. Bush	91	29.55%	<div><div></div></div>	32	48	11	0
Ken Paxton	217	70.45%	<div><div></div></div>	90	115	12	0
Total Votes Cast	308	100.00%	<div><div></div></div>	122	163	23	0
Overvotes	0			0	0	0	0
Undervotes	1			1	0	0	0
Contest Totals	309			123	163	23	0

### REP Commissioner of the General Land Office

Vote For 1

	TOTAL	VOTE %		Election Day	Early Voting	Ballot By Mail	Provisional
Tim Westley	60	22.06%	<div><div></div></div>	26	28	6	0
Dawn Buckingham	212	77.94%	<div><div></div></div>	81	116	15	0
Total Votes Cast	272	100.00%	<div><div></div></div>	107	144	21	0
Overvotes	0			0	0	0	0
Undervotes	37			16	19	2	0
Contest Totals	309			123	163	23	0

### REP Railroad Commissioner

Vote For 1

	TOTAL	VOTE %		Election Day	Early Voting	Ballot By Mail	Provisional
Sarah Stogner	107	38.91%	<div><div></div></div>	44	51	12	0
Wayne Christian	168	61.09%	<div><div></div></div>	62	97	9	0
Total Votes Cast	275	100.00%	<div><div></div></div>	106	148	21	0
Overvotes	0			0	0	0	0
Undervotes	34			17	15	2	0
Contest Totals	309			123	163	23	0

### REP State Representative, District 61

Vote For 1

	TOTAL	VOTE %		Election Day	Early Voting	Ballot By Mail	Provisional
Frederick Frazier	175	57.76%	<div><div></div></div>	66	99	10	0
Paul Chabot	128	42.24%	<div><div></div></div>	53	62	13	0
Total Votes Cast	303	100.00%	<div><div></div></div>	119	161	23	0
Overvotes	0			0	0	0	0
Undervotes	6			4	2	0	0
Contest Totals	309			123	163	23	0



Summary Results Report  
Primary Runoff  
May 24th, 2022

Final Results  
SOVC  
COLLIN COUNTY

## PCT 150

### REP Judge, County Court at Law No. 5

Vote For 1

	TOTAL	VOTE %		Election Day	Early Voting	Ballot By Mail	Provisional
Randy Johnson	146	57.25%	<div><div></div></div>	57	75	14	0
Jimmy Angelino	109	42.75%	<div><div></div></div>	38	62	9	0
Total Votes Cast	255	100.00%	<div><div></div></div>	95	137	23	0
Overvotes	0			0	0	0	0
Undervotes	54			28	26	0	0
Contest Totals	309			123	163	23	0

### REP District Clerk

Vote For 1

	TOTAL	VOTE %		Election Day	Early Voting	Ballot By Mail	Provisional
Mike Gould	131	52.19%	<div><div></div></div>	48	75	8	0
Lynne Finley	120	47.81%	<div><div></div></div>	50	58	12	0
Total Votes Cast	251	100.00%	<div><div></div></div>	98	133	20	0
Overvotes	0			0	0	0	0
Undervotes	58			25	30	3	0
Contest Totals	309			123	163	23	0

### REP Constable, Precinct 1

Vote For 1

	TOTAL	VOTE %		Election Day	Early Voting	Ballot By Mail	Provisional
Cris Trevino	85	33.46%	<div><div></div></div>	34	45	6	0
Matt Carpenter	169	66.54%	<div><div></div></div>	59	95	15	0
Total Votes Cast	254	100.00%	<div><div></div></div>	93	140	21	0
Overvotes	0			0	0	0	0
Undervotes	55			30	23	2	0
Contest Totals	309			123	163	23	0

### DEM Lieutenant Governor

Vote For 1

	TOTAL	VOTE %		Election Day	Early Voting	Ballot By Mail	Provisional
Michelle Beckley	34	47.22%	<div><div></div></div>	16	13	5	0
Mike Collier	38	52.78%	<div><div></div></div>	12	25	1	0
Total Votes Cast	72	100.00%	<div><div></div></div>	28	38	6	0
Overvotes	0			0	0	0	0
Undervotes	1			1	0	0	0
Contest Totals	73			29	38	6	0

## PCT 150

### DEM Attorney General

Vote For 1

	TOTAL	VOTE %		Election Day	Early Voting	Ballot By Mail	Provisional
Rochelle Mercedes Garza	37	50.68%	<div><div></div></div>	18	18	1	0
Joe Jaworski	36	49.32%	<div><div></div></div>	11	20	5	0
Total Votes Cast	73	100.00%	<div><div></div></div>	29	38	6	0
Overvotes	0			0	0	0	0
Undervotes	0			0	0	0	0
Contest Totals	73			29	38	6	0

### DEM Comptroller of Public Accounts

Vote For 1

	TOTAL	VOTE %		Election Day	Early Voting	Ballot By Mail	Provisional
Angel Luis Vega	29	40.85%	<div><div></div></div>	14	15	0	0
Janet T. Dudding	42	59.15%	<div><div></div></div>	14	23	5	0
Total Votes Cast	71	100.00%	<div><div></div></div>	28	38	5	0
Overvotes	0			0	0	0	0
Undervotes	2			1	0	1	0
Contest Totals	73			29	38	6	0

### DEM Commissioner of the General Land Office

Vote For 1

	TOTAL	VOTE %		Election Day	Early Voting	Ballot By Mail	Provisional
Jay Kleberg	50	70.42%	<div><div></div></div>	18	27	5	0
Sandragrace Martinez	21	29.58%	<div><div></div></div>	10	10	1	0
Total Votes Cast	71	100.00%	<div><div></div></div>	28	37	6	0
Overvotes	0			0	0	0	0
Undervotes	2			1	1	0	0
Contest Totals	73			29	38	6	0

### DEM County Chair

Vote For 1

	TOTAL	VOTE %		Election Day	Early Voting	Ballot By Mail	Provisional
Caroline Werner	36	52.17%	<div><div></div></div>	17	16	3	0
Mike Rawlins	33	47.83%	<div><div></div></div>	11	20	2	0
Total Votes Cast	69	100.00%	<div><div></div></div>	28	36	5	0
Overvotes	0			0	0	0	0
Undervotes	4			1	2	1	0
Contest Totals	73			29	38	6	0

## PCT 151

### Statistics

	TOTAL	Election Day	Early Voting	Ballot By Mail	Provisional
Registered Voters - Total	1,744				
Ballots Cast - Total	83	44	30	9	0
Ballots Cast - Republican	57	34	18	5	0
Ballots Cast - Democratic	26	10	12	4	0
Voter Turnout - Total	4.76%				

#### REP Attorney General

Vote For 1

	TOTAL	VOTE %		Election Day	Early Voting	Ballot By Mail	Provisional
George P. Bush	26	45.61%	<div><div></div></div>	16	10	0	0
Ken Paxton	31	54.39%	<div><div></div></div>	18	8	5	0
Total Votes Cast	57	100.00%	<div><div></div></div>	34	18	5	0
Overvotes	0			0	0	0	0
Undervotes	0			0	0	0	0
Contest Totals	57			34	18	5	0

#### REP Commissioner of the General Land Office

Vote For 1

	TOTAL	VOTE %		Election Day	Early Voting	Ballot By Mail	Provisional
Tim Westley	18	32.73%	<div><div></div></div>	12	5	1	0
Dawn Buckingham	37	67.27%	<div><div></div></div>	20	13	4	0
Total Votes Cast	55	100.00%	<div><div></div></div>	32	18	5	0
Overvotes	0			0	0	0	0
Undervotes	2			2	0	0	0
Contest Totals	57			34	18	5	0

#### REP Railroad Commissioner

Vote For 1

	TOTAL	VOTE %		Election Day	Early Voting	Ballot By Mail	Provisional
Sarah Stogner	20	35.71%	<div><div></div></div>	13	6	1	0
Wayne Christian	36	64.29%	<div><div></div></div>	20	12	4	0
Total Votes Cast	56	100.00%	<div><div></div></div>	33	18	5	0
Overvotes	0			0	0	0	0
Undervotes	1			1	0	0	0
Contest Totals	57			34	18	5	0

#### REP Judge, County Court at Law No. 5

Vote For 1

	TOTAL	VOTE %		Election Day	Early Voting	Ballot By Mail	Provisional
Randy Johnson	27	50.94%	<div><div></div></div>	16	6	5	0
Jimmy Angelino	26	49.06%	<div><div></div></div>	15	11	0	0
Total Votes Cast	53	100.00%	<div><div></div></div>	31	17	5	0
Overvotes	0			0	0	0	0
Undervotes	4			3	1	0	0
Contest Totals	57			34	18	5	0

Summary Results Report  
Primary Runoff  
May 24th, 2022

Final Results  
SOVC  
COLLIN COUNTY

## PCT 151

### REP District Clerk

Vote For 1

	TOTAL	VOTE %		Election Day	Early Voting	Ballot By Mail	Provisional
Mike Gould	27	51.92%	<div><div></div></div>	16	8	3	0
Lynne Finley	25	48.08%	<div><div></div></div>	14	9	2	0
Total Votes Cast	52	100.00%	<div><div></div></div>	30	17	5	0
Overvotes	0			0	0	0	0
Undervotes	5			4	1	0	0
Contest Totals	57			34	18	5	0

### DEM Lieutenant Governor

Vote For 1

	TOTAL	VOTE %		Election Day	Early Voting	Ballot By Mail	Provisional
Michelle Beckley	10	41.67%	<div><div></div></div>	3	5	2	0
Mike Collier	14	58.33%	<div><div></div></div>	6	6	2	0
Total Votes Cast	24	100.00%	<div><div></div></div>	9	11	4	0
Overvotes	0			0	0	0	0
Undervotes	2			1	1	0	0
Contest Totals	26			10	12	4	0

### DEM Attorney General

Vote For 1

	TOTAL	VOTE %		Election Day	Early Voting	Ballot By Mail	Provisional
Rochelle Mercedes Garza	10	40.00%	<div><div></div></div>	5	3	2	0
Joe Jaworski	15	60.00%	<div><div></div></div>	4	9	2	0
Total Votes Cast	25	100.00%	<div><div></div></div>	9	12	4	0
Overvotes	0			0	0	0	0
Undervotes	1			1	0	0	0
Contest Totals	26			10	12	4	0

### DEM Comptroller of Public Accounts

Vote For 1

	TOTAL	VOTE %		Election Day	Early Voting	Ballot By Mail	Provisional
Angel Luis Vega	7	28.00%	<div><div></div></div>	2	3	2	0
Janet T. Dudding	18	72.00%	<div><div></div></div>	7	9	2	0
Total Votes Cast	25	100.00%	<div><div></div></div>	9	12	4	0
Overvotes	0			0	0	0	0
Undervotes	1			1	0	0	0
Contest Totals	26			10	12	4	0

## PCT 151

### DEM Commissioner of the General Land Office

Vote For 1

	TOTAL	VOTE %		Election Day	Early Voting	Ballot By Mail	Provision al
Jay Kleberg	16	64.00%	<div><div></div></div>	5	9	2	0
Sandragrace Martinez	9	36.00%	<div><div></div></div>	4	3	2	0
Total Votes Cast	25	100.00%	<div><div></div></div>	9	12	4	0
Overvotes	0			0	0	0	0
Undervotes	1			1	0	0	0
Contest Totals	26			10	12	4	0

### DEM County Chair

Vote For 1

	TOTAL	VOTE %		Election Day	Early Voting	Ballot By Mail	Provision al
Caroline Werner	18	72.00%	<div><div></div></div>	5	9	4	0
Mike Rawlins	7	28.00%	<div><div></div></div>	4	3	0	0
Total Votes Cast	25	100.00%	<div><div></div></div>	9	12	4	0
Overvotes	0			0	0	0	0
Undervotes	1			1	0	0	0
Contest Totals	26			10	12	4	0

## PCT 152

### Statistics

	TOTAL	Election Day	Early Voting	Ballot By Mail	Provisional
Registered Voters - Total	185				
Ballots Cast - Total	21	8	13	0	0
Ballots Cast - Republican	6	1	5	0	0
Ballots Cast - Democratic	15	7	8	0	0
Voter Turnout - Total	11.35%				

#### REP United States Representative, District 32

Vote For 1

	TOTAL	VOTE %		Election Day	Early Voting	Ballot By Mail	Provisional
Justin Webb	4	80.00%	<div><div></div></div>	0	4	0	0
Antonio Swad	1	20.00%	<div><div></div></div>	1	0	0	0
Total Votes Cast	5	100.00%	<div><div></div></div>	1	4	0	0
Overvotes	0			0	0	0	0
Undervotes	1			0	1	0	0
Contest Totals	6			1	5	0	0

#### REP Attorney General

Vote For 1

	TOTAL	VOTE %		Election Day	Early Voting	Ballot By Mail	Provisional
George P. Bush	5	83.33%	<div><div></div></div>	0	5	0	0
Ken Paxton	1	16.67%	<div><div></div></div>	1	0	0	0
Total Votes Cast	6	100.00%	<div><div></div></div>	1	5	0	0
Overvotes	0			0	0	0	0
Undervotes	0			0	0	0	0
Contest Totals	6			1	5	0	0

#### REP Commissioner of the General Land Office

Vote For 1

	TOTAL	VOTE %		Election Day	Early Voting	Ballot By Mail	Provisional
Tim Westley	3	50.00%	<div><div></div></div>	0	3	0	0
Dawn Buckingham	3	50.00%	<div><div></div></div>	1	2	0	0
Total Votes Cast	6	100.00%	<div><div></div></div>	1	5	0	0
Overvotes	0			0	0	0	0
Undervotes	0			0	0	0	0
Contest Totals	6			1	5	0	0

#### REP Railroad Commissioner

Vote For 1

	TOTAL	VOTE %		Election Day	Early Voting	Ballot By Mail	Provisional
Sarah Stogner	5	83.33%	<div><div></div></div>	0	5	0	0
Wayne Christian	1	16.67%	<div><div></div></div>	1	0	0	0
Total Votes Cast	6	100.00%	<div><div></div></div>	1	5	0	0
Overvotes	0			0	0	0	0
Undervotes	0			0	0	0	0
Contest Totals	6			1	5	0	0

## PCT 152

### REP State Representative, District 70

Vote For 1

	TOTAL	VOTE %		Election Day	Early Voting	Ballot By Mail	Provision al
Jamee Jolly	5	83.33%	<div><div></div></div>	0	5	0	0
Eric J. Bowlin	1	16.67%	<div><div></div></div>	1	0	0	0
Total Votes Cast	6	100.00%	<div><div></div></div>	1	5	0	0
Overvotes	0			0	0	0	0
Undervotes	0			0	0	0	0
Contest Totals	6			1	5	0	0

### REP Judge, County Court at Law No. 5

Vote For 1

	TOTAL	VOTE %		Election Day	Early Voting	Ballot By Mail	Provision al
Randy Johnson	5	83.33%	<div><div></div></div>	0	5	0	0
Jimmy Angelino	1	16.67%	<div><div></div></div>	1	0	0	0
Total Votes Cast	6	100.00%	<div><div></div></div>	1	5	0	0
Overvotes	0			0	0	0	0
Undervotes	0			0	0	0	0
Contest Totals	6			1	5	0	0

### REP District Clerk

Vote For 1

	TOTAL	VOTE %		Election Day	Early Voting	Ballot By Mail	Provision al
Mike Gould	2	40.00%	<div><div></div></div>	1	1	0	0
Lynne Finley	3	60.00%	<div><div></div></div>	0	3	0	0
Total Votes Cast	5	100.00%	<div><div></div></div>	1	4	0	0
Overvotes	0			0	0	0	0
Undervotes	1			0	1	0	0
Contest Totals	6			1	5	0	0

### DEM Lieutenant Governor

Vote For 1

	TOTAL	VOTE %		Election Day	Early Voting	Ballot By Mail	Provision al
Michelle Beckley	4	26.67%	<div><div></div></div>	1	3	0	0
Mike Collier	11	73.33%	<div><div></div></div>	6	5	0	0
Total Votes Cast	15	100.00%	<div><div></div></div>	7	8	0	0
Overvotes	0			0	0	0	0
Undervotes	0			0	0	0	0
Contest Totals	15			7	8	0	0

## PCT 152

### DEM Attorney General

Vote For 1

	TOTAL	VOTE %		Election Day	Early Voting	Ballot By Mail	Provision al
Rochelle Mercedes Garza	4	26.67%	<div><div></div></div>	1	3	0	0
Joe Jaworski	11	73.33%	<div><div></div></div>	6	5	0	0
Total Votes Cast	15	100.00%	<div><div></div></div>	7	8	0	0
Overvotes	0			0	0	0	0
Undervotes	0			0	0	0	0
Contest Totals	15			7	8	0	0

### DEM Comptroller of Public Accounts

Vote For 1

	TOTAL	VOTE %		Election Day	Early Voting	Ballot By Mail	Provision al
Angel Luis Vega	0	0.00%	<div><div></div></div>	0	0	0	0
Janet T. Dudding	15	100.00%	<div><div></div></div>	7	8	0	0
Total Votes Cast	15	100.00%	<div><div></div></div>	7	8	0	0
Overvotes	0			0	0	0	0
Undervotes	0			0	0	0	0
Contest Totals	15			7	8	0	0

### DEM Commissioner of the General Land Office

Vote For 1

	TOTAL	VOTE %		Election Day	Early Voting	Ballot By Mail	Provision al
Jay Kleberg	11	78.57%	<div><div></div></div>	5	6	0	0
Sandragrace Martinez	3	21.43%	<div><div></div></div>	1	2	0	0
Total Votes Cast	14	100.00%	<div><div></div></div>	6	8	0	0
Overvotes	0			0	0	0	0
Undervotes	1			1	0	0	0
Contest Totals	15			7	8	0	0

### DEM State Representative, District 70

Vote For 1

	TOTAL	VOTE %		Election Day	Early Voting	Ballot By Mail	Provision al
Mihaela Elizabeth Plesa	15	100.00%	<div><div></div></div>	7	8	0	0
Cassandra Garcia Hernandez	0	0.00%	<div><div></div></div>	0	0	0	0
Total Votes Cast	15	100.00%	<div><div></div></div>	7	8	0	0
Overvotes	0			0	0	0	0
Undervotes	0			0	0	0	0
Contest Totals	15			7	8	0	0



PCT 152

DEM County Chair							
Vote For 1							
	TOTAL	VOTE %		Election Day	Early Voting	Ballot By Mail	Provision al
Caroline Werner	12	80.00%	<div><div></div></div>	6	6	0	0
Mike Rawlins	3	20.00%	<div><div></div></div>	1	2	0	0
Total Votes Cast	15	100.00%	<div><div></div></div>	7	8	0	0
Overvotes	0			0	0	0	0
Undervotes	0			0	0	0	0
Contest Totals	15			7	8	0	0

## PCT 153

### Statistics

	TOTAL	Election Day	Early Voting	Ballot By Mail	Provisional
Registered Voters - Total	4,795				
Ballots Cast - Total	248	145	71	30	2
Ballots Cast - Republican	180	110	47	23	0
Ballots Cast - Democratic	68	35	24	7	2
Voter Turnout - Total	5.17%				

#### REP Attorney General

Vote For 1

	TOTAL	VOTE %		Election Day	Early Voting	Ballot By Mail	Provisional
George P. Bush	60	33.33%	<div><div></div></div>	34	17	9	0
Ken Paxton	120	66.67%	<div><div></div></div>	76	30	14	0
Total Votes Cast	180	100.00%	<div><div></div></div>	110	47	23	0
Overvotes	0			0	0	0	0
Undervotes	0			0	0	0	0
Contest Totals	180			110	47	23	0

#### REP Commissioner of the General Land Office

Vote For 1

	TOTAL	VOTE %		Election Day	Early Voting	Ballot By Mail	Provisional
Tim Westley	34	20.86%	<div><div></div></div>	24	7	3	0
Dawn Buckingham	129	79.14%	<div><div></div></div>	75	37	17	0
Total Votes Cast	163	100.00%	<div><div></div></div>	99	44	20	0
Overvotes	0			0	0	0	0
Undervotes	17			11	3	3	0
Contest Totals	180			110	47	23	0

#### REP Railroad Commissioner

Vote For 1

	TOTAL	VOTE %		Election Day	Early Voting	Ballot By Mail	Provisional
Sarah Stogner	65	39.88%	<div><div></div></div>	37	25	3	0
Wayne Christian	98	60.12%	<div><div></div></div>	62	19	17	0
Total Votes Cast	163	100.00%	<div><div></div></div>	99	44	20	0
Overvotes	0			0	0	0	0
Undervotes	17			11	3	3	0
Contest Totals	180			110	47	23	0

#### REP Judge, County Court at Law No. 5

Vote For 1

	TOTAL	VOTE %		Election Day	Early Voting	Ballot By Mail	Provisional
Randy Johnson	117	74.52%	<div><div></div></div>	67	36	14	0
Jimmy Angelino	40	25.48%	<div><div></div></div>	28	6	6	0
Total Votes Cast	157	100.00%	<div><div></div></div>	95	42	20	0
Overvotes	0			0	0	0	0
Undervotes	23			15	5	3	0
Contest Totals	180			110	47	23	0

Summary Results Report  
Primary Runoff  
May 24th, 2022

Final Results  
SOVC  
COLLIN COUNTY

## PCT 153

### REP District Clerk

Vote For 1

	TOTAL	VOTE %		Election Day	Early Voting	Ballot By Mail	Provision al
Mike Gould	71	47.02%	<div><div></div></div>	48	18	5	0
Lynne Finley	80	52.98%	<div><div></div></div>	45	21	14	0
Total Votes Cast	151	100.00%	<div><div></div></div>	93	39	19	0
Overvotes	0			0	0	0	0
Undervotes	29			17	8	4	0
Contest Totals	180			110	47	23	0

### DEM Lieutenant Governor

Vote For 1

	TOTAL	VOTE %		Election Day	Early Voting	Ballot By Mail	Provision al
Michelle Beckley	32	47.76%	<div><div></div></div>	21	9	2	0
Mike Collier	35	52.24%	<div><div></div></div>	13	15	5	2
Total Votes Cast	67	100.00%	<div><div></div></div>	34	24	7	2
Overvotes	0			0	0	0	0
Undervotes	1			1	0	0	0
Contest Totals	68			35	24	7	2

### DEM Attorney General

Vote For 1

	TOTAL	VOTE %		Election Day	Early Voting	Ballot By Mail	Provision al
Rochelle Mercedes Garza	40	58.82%	<div><div></div></div>	21	14	4	1
Joe Jaworski	28	41.18%	<div><div></div></div>	14	10	3	1
Total Votes Cast	68	100.00%	<div><div></div></div>	35	24	7	2
Overvotes	0			0	0	0	0
Undervotes	0			0	0	0	0
Contest Totals	68			35	24	7	2

### DEM Comptroller of Public Accounts

Vote For 1

	TOTAL	VOTE %		Election Day	Early Voting	Ballot By Mail	Provision al
Angel Luis Vega	24	35.82%	<div><div></div></div>	14	9	1	0
Janet T. Dudding	43	64.18%	<div><div></div></div>	20	15	6	2
Total Votes Cast	67	100.00%	<div><div></div></div>	34	24	7	2
Overvotes	0			0	0	0	0
Undervotes	1			1	0	0	0
Contest Totals	68			35	24	7	2

## PCT 153

### DEM Commissioner of the General Land Office

Vote For 1

	TOTAL	VOTE %		Election Day	Early Voting	Ballot By Mail	Provision al
Jay Kleberg	27	40.30%	<div><div></div></div>	16	10	1	0
Sandragrace Martinez	40	59.70%	<div><div></div></div>	18	14	6	2
Total Votes Cast	67	100.00%	<div><div></div></div>	34	24	7	2
Overvotes	0			0	0	0	0
Undervotes	1			1	0	0	0
Contest Totals	68			35	24	7	2

### DEM County Chair

Vote For 1

	TOTAL	VOTE %		Election Day	Early Voting	Ballot By Mail	Provision al
Caroline Werner	37	56.06%	<div><div></div></div>	21	12	4	0
Mike Rawlins	29	43.94%	<div><div></div></div>	12	12	3	2
Total Votes Cast	66	100.00%	<div><div></div></div>	33	24	7	2
Overvotes	0			0	0	0	0
Undervotes	2			2	0	0	0
Contest Totals	68			35	24	7	2

## PCT 154

### Statistics

	TOTAL	Election Day	Early Voting	Ballot By Mail	Provisional
Registered Voters - Total	1,749				
Ballots Cast - Total	135	81	43	11	0
Ballots Cast - Republican	119	76	33	10	0
Ballots Cast - Democratic	16	5	10	1	0
Voter Turnout - Total	7.72%				

#### REP Attorney General

Vote For 1

	TOTAL	VOTE %		Election Day	Early Voting	Ballot By Mail	Provisional
George P. Bush	28	23.53%	<div><div></div></div>	20	5	3	0
Ken Paxton	91	76.47%	<div><div></div></div>	56	28	7	0
Total Votes Cast	119	100.00%	<div><div></div></div>	76	33	10	0
Overvotes	0			0	0	0	0
Undervotes	0			0	0	0	0
Contest Totals	119			76	33	10	0

#### REP Commissioner of the General Land Office

Vote For 1

	TOTAL	VOTE %		Election Day	Early Voting	Ballot By Mail	Provisional
Tim Westley	37	33.64%	<div><div></div></div>	30	7	0	0
Dawn Buckingham	73	66.36%	<div><div></div></div>	42	22	9	0
Total Votes Cast	110	100.00%	<div><div></div></div>	72	29	9	0
Overvotes	0			0	0	0	0
Undervotes	9			4	4	1	0
Contest Totals	119			76	33	10	0

#### REP Railroad Commissioner

Vote For 1

	TOTAL	VOTE %		Election Day	Early Voting	Ballot By Mail	Provisional
Sarah Stogner	40	34.78%	<div><div></div></div>	28	10	2	0
Wayne Christian	75	65.22%	<div><div></div></div>	47	21	7	0
Total Votes Cast	115	100.00%	<div><div></div></div>	75	31	9	0
Overvotes	0			0	0	0	0
Undervotes	4			1	2	1	0
Contest Totals	119			76	33	10	0

#### REP Judge, County Court at Law No. 5

Vote For 1

	TOTAL	VOTE %		Election Day	Early Voting	Ballot By Mail	Provisional
Randy Johnson	59	57.84%	<div><div></div></div>	42	13	4	0
Jimmy Angelino	43	42.16%	<div><div></div></div>	23	15	5	0
Total Votes Cast	102	100.00%	<div><div></div></div>	65	28	9	0
Overvotes	0			0	0	0	0
Undervotes	17			11	5	1	0
Contest Totals	119			76	33	10	0

## PCT 154

### REP District Clerk

Vote For 1

	TOTAL	VOTE %		Election Day	Early Voting	Ballot By Mail	Provisional
Mike Gould	65	60.75%	<div><div></div></div>	45	15	5	0
Lynne Finley	42	39.25%	<div><div></div></div>	24	14	4	0
Total Votes Cast	107	100.00%	<div><div></div></div>	69	29	9	0
Overvotes	0			0	0	0	0
Undervotes	12			7	4	1	0
Contest Totals	119			76	33	10	0

### DEM Lieutenant Governor

Vote For 1

	TOTAL	VOTE %		Election Day	Early Voting	Ballot By Mail	Provisional
Michelle Beckley	4	25.00%	<div><div></div></div>	2	1	1	0
Mike Collier	12	75.00%	<div><div></div></div>	3	9	0	0
Total Votes Cast	16	100.00%	<div><div></div></div>	5	10	1	0
Overvotes	0			0	0	0	0
Undervotes	0			0	0	0	0
Contest Totals	16			5	10	1	0

### DEM Attorney General

Vote For 1

	TOTAL	VOTE %		Election Day	Early Voting	Ballot By Mail	Provisional
Rochelle Mercedes Garza	7	46.67%	<div><div></div></div>	1	5	1	0
Joe Jaworski	8	53.33%	<div><div></div></div>	4	4	0	0
Total Votes Cast	15	100.00%	<div><div></div></div>	5	9	1	0
Overvotes	0			0	0	0	0
Undervotes	1			0	1	0	0
Contest Totals	16			5	10	1	0

### DEM Comptroller of Public Accounts

Vote For 1

	TOTAL	VOTE %		Election Day	Early Voting	Ballot By Mail	Provisional
Angel Luis Vega	5	33.33%	<div><div></div></div>	3	2	0	0
Janet T. Dudding	10	66.67%	<div><div></div></div>	2	7	1	0
Total Votes Cast	15	100.00%	<div><div></div></div>	5	9	1	0
Overvotes	0			0	0	0	0
Undervotes	1			0	1	0	0
Contest Totals	16			5	10	1	0

## PCT 154

### DEM Commissioner of the General Land Office

Vote For 1

	TOTAL	VOTE %		Election Day	Early Voting	Ballot By Mail	Provision al
Jay Kleberg	11	73.33%	<div><div></div></div>	4	6	1	0
Sandragrace Martinez	4	26.67%	<div><div></div></div>	1	3	0	0
Total Votes Cast	15	100.00%	<div><div></div></div>	5	9	1	0
Overvotes	0			0	0	0	0
Undervotes	1			0	1	0	0
Contest Totals	16			5	10	1	0

### DEM County Chair

Vote For 1

	TOTAL	VOTE %		Election Day	Early Voting	Ballot By Mail	Provision al
Caroline Werner	8	57.14%	<div><div></div></div>	4	4	0	0
Mike Rawlins	6	42.86%	<div><div></div></div>	1	5	0	0
Total Votes Cast	14	100.00%	<div><div></div></div>	5	9	0	0
Overvotes	0			0	0	0	0
Undervotes	2			0	1	1	0
Contest Totals	16			5	10	1	0

## PCT 155

### Statistics

	TOTAL	Election Day	Early Voting	Ballot By Mail	Provisional
Registered Voters - Total	2,875				
Ballots Cast - Total	320	148	148	23	1
Ballots Cast - Republican	262	130	114	17	1
Ballots Cast - Democratic	58	18	34	6	0
Voter Turnout - Total	11.13%				

#### REP Attorney General

Vote For 1

	TOTAL	VOTE %		Election Day	Early Voting	Ballot By Mail	Provisional
George P. Bush	91	34.73%	<div><div></div></div>	40	40	10	1
Ken Paxton	171	65.27%	<div><div></div></div>	90	74	7	0
Total Votes Cast	262	100.00%	<div><div></div></div>	130	114	17	1
Overvotes	0			0	0	0	0
Undervotes	0			0	0	0	0
Contest Totals	262			130	114	17	1

#### REP Commissioner of the General Land Office

Vote For 1

	TOTAL	VOTE %		Election Day	Early Voting	Ballot By Mail	Provisional
Tim Westley	57	24.46%	<div><div></div></div>	31	22	3	1
Dawn Buckingham	176	75.54%	<div><div></div></div>	82	80	14	0
Total Votes Cast	233	100.00%	<div><div></div></div>	113	102	17	1
Overvotes	0			0	0	0	0
Undervotes	29			17	12	0	0
Contest Totals	262			130	114	17	1

#### REP Railroad Commissioner

Vote For 1

	TOTAL	VOTE %		Election Day	Early Voting	Ballot By Mail	Provisional
Sarah Stogner	70	29.66%	<div><div></div></div>	39	26	4	1
Wayne Christian	166	70.34%	<div><div></div></div>	77	77	12	0
Total Votes Cast	236	100.00%	<div><div></div></div>	116	103	16	1
Overvotes	0			0	0	0	0
Undervotes	26			14	11	1	0
Contest Totals	262			130	114	17	1

#### REP State Representative, District 61

Vote For 1

	TOTAL	VOTE %		Election Day	Early Voting	Ballot By Mail	Provisional
Frederick Frazier	168	65.12%	<div><div></div></div>	74	81	13	0
Paul Chabot	90	34.88%	<div><div></div></div>	53	33	3	1
Total Votes Cast	258	100.00%	<div><div></div></div>	127	114	16	1
Overvotes	0			0	0	0	0
Undervotes	4			3	0	1	0
Contest Totals	262			130	114	17	1



Summary Results Report  
Primary Runoff  
May 24th, 2022

Final Results  
SOVC  
COLLIN COUNTY

## PCT 155

### REP Judge, County Court at Law No. 5

Vote For 1

	TOTAL	VOTE %		Election Day	Early Voting	Ballot By Mail	Provisional
Randy Johnson	122	52.81%	<div><div></div></div>	60	53	9	0
Jimmy Angelino	109	47.19%	<div><div></div></div>	52	48	8	1
Total Votes Cast	231	100.00%	<div><div></div></div>	112	101	17	1
Overvotes	0			0	0	0	0
Undervotes	31			18	13	0	0
Contest Totals	262			130	114	17	1

### REP District Clerk

Vote For 1

	TOTAL	VOTE %		Election Day	Early Voting	Ballot By Mail	Provisional
Mike Gould	133	58.33%	<div><div></div></div>	72	58	3	0
Lynne Finley	95	41.67%	<div><div></div></div>	39	43	12	1
Total Votes Cast	228	100.00%	<div><div></div></div>	111	101	15	1
Overvotes	0			0	0	0	0
Undervotes	34			19	13	2	0
Contest Totals	262			130	114	17	1

### DEM Lieutenant Governor

Vote For 1

	TOTAL	VOTE %		Election Day	Early Voting	Ballot By Mail	Provisional
Michelle Beckley	19	32.76%	<div><div></div></div>	6	10	3	0
Mike Collier	39	67.24%	<div><div></div></div>	12	24	3	0
Total Votes Cast	58	100.00%	<div><div></div></div>	18	34	6	0
Overvotes	0			0	0	0	0
Undervotes	0			0	0	0	0
Contest Totals	58			18	34	6	0

### DEM Attorney General

Vote For 1

	TOTAL	VOTE %		Election Day	Early Voting	Ballot By Mail	Provisional
Rochelle Mercedes Garza	35	60.34%	<div><div></div></div>	13	18	4	0
Joe Jaworski	23	39.66%	<div><div></div></div>	5	16	2	0
Total Votes Cast	58	100.00%	<div><div></div></div>	18	34	6	0
Overvotes	0			0	0	0	0
Undervotes	0			0	0	0	0
Contest Totals	58			18	34	6	0

## PCT 155

### DEM Comptroller of Public Accounts

Vote For 1

	TOTAL	VOTE %		Election Day	Early Voting	Ballot By Mail	Provision al
Angel Luis Vega	18	31.03%	<div><div></div></div>	5	11	2	0
Janet T. Dudding	40	68.97%	<div><div></div></div>	13	23	4	0
Total Votes Cast	58	100.00%	<div><div></div></div>	18	34	6	0
Overvotes	0			0	0	0	0
Undervotes	0			0	0	0	0
Contest Totals	58			18	34	6	0

### DEM Commissioner of the General Land Office

Vote For 1

	TOTAL	VOTE %		Election Day	Early Voting	Ballot By Mail	Provision al
Jay Kleberg	39	67.24%	<div><div></div></div>	11	23	5	0
Sandragrace Martinez	19	32.76%	<div><div></div></div>	7	11	1	0
Total Votes Cast	58	100.00%	<div><div></div></div>	18	34	6	0
Overvotes	0			0	0	0	0
Undervotes	0			0	0	0	0
Contest Totals	58			18	34	6	0

### DEM County Chair

Vote For 1

	TOTAL	VOTE %		Election Day	Early Voting	Ballot By Mail	Provision al
Caroline Werner	31	57.41%	<div><div></div></div>	12	17	2	0
Mike Rawlins	23	42.59%	<div><div></div></div>	4	15	4	0
Total Votes Cast	54	100.00%	<div><div></div></div>	16	32	6	0
Overvotes	0			0	0	0	0
Undervotes	4			2	2	0	0
Contest Totals	58			18	34	6	0

## PCT 156

### Statistics

	TOTAL	Election Day	Early Voting	Ballot By Mail	Provisional
Registered Voters - Total	3,657				
Ballots Cast - Total	388	140	220	28	0
Ballots Cast - Republican	295	110	167	18	0
Ballots Cast - Democratic	93	30	53	10	0
Voter Turnout - Total	10.61%				

#### REP Attorney General

Vote For 1

	TOTAL	VOTE %		Election Day	Early Voting	Ballot By Mail	Provisional
George P. Bush	111	38.01%	<div><div></div></div>	36	66	9	0
Ken Paxton	181	61.99%	<div><div></div></div>	72	100	9	0
Total Votes Cast	292	100.00%	<div><div></div></div>	108	166	18	0
Overvotes	0			0	0	0	0
Undervotes	3			2	1	0	0
Contest Totals	295			110	167	18	0

#### REP Commissioner of the General Land Office

Vote For 1

	TOTAL	VOTE %		Election Day	Early Voting	Ballot By Mail	Provisional
Tim Westley	63	24.90%	<div><div></div></div>	20	40	3	0
Dawn Buckingham	190	75.10%	<div><div></div></div>	73	105	12	0
Total Votes Cast	253	100.00%	<div><div></div></div>	93	145	15	0
Overvotes	0			0	0	0	0
Undervotes	42			17	22	3	0
Contest Totals	295			110	167	18	0

#### REP Railroad Commissioner

Vote For 1

	TOTAL	VOTE %		Election Day	Early Voting	Ballot By Mail	Provisional
Sarah Stogner	90	34.35%	<div><div></div></div>	29	55	6	0
Wayne Christian	172	65.65%	<div><div></div></div>	65	97	10	0
Total Votes Cast	262	100.00%	<div><div></div></div>	94	152	16	0
Overvotes	0			0	0	0	0
Undervotes	33			16	15	2	0
Contest Totals	295			110	167	18	0

#### REP State Representative, District 61

Vote For 1

	TOTAL	VOTE %		Election Day	Early Voting	Ballot By Mail	Provisional
Frederick Frazier	187	65.61%	<div><div></div></div>	68	109	10	0
Paul Chabot	98	34.39%	<div><div></div></div>	38	54	6	0
Total Votes Cast	285	100.00%	<div><div></div></div>	106	163	16	0
Overvotes	0			0	0	0	0
Undervotes	10			4	4	2	0
Contest Totals	295			110	167	18	0

## PCT 156

### REP Judge, County Court at Law No. 5

Vote For 1

	TOTAL	VOTE %		Election Day	Early Voting	Ballot By Mail	Provisional
Randy Johnson	138	52.67%	<div><div></div></div>	48	80	10	0
Jimmy Angelino	124	47.33%	<div><div></div></div>	51	68	5	0
Total Votes Cast	262	100.00%	<div><div></div></div>	99	148	15	0
Overvotes	0			0	0	0	0
Undervotes	33			11	19	3	0
Contest Totals	295			110	167	18	0

### REP District Clerk

Vote For 1

	TOTAL	VOTE %		Election Day	Early Voting	Ballot By Mail	Provisional
Mike Gould	148	57.36%	<div><div></div></div>	53	87	8	0
Lynne Finley	110	42.64%	<div><div></div></div>	42	61	7	0
Total Votes Cast	258	100.00%	<div><div></div></div>	95	148	15	0
Overvotes	0			0	0	0	0
Undervotes	37			15	19	3	0
Contest Totals	295			110	167	18	0

### REP Constable, Precinct 1

Vote For 1

	TOTAL	VOTE %		Election Day	Early Voting	Ballot By Mail	Provisional
Cris Trevino	95	37.70%	<div><div></div></div>	33	57	5	0
Matt Carpenter	157	62.30%	<div><div></div></div>	56	92	9	0
Total Votes Cast	252	100.00%	<div><div></div></div>	89	149	14	0
Overvotes	0			0	0	0	0
Undervotes	43			21	18	4	0
Contest Totals	295			110	167	18	0

### DEM Lieutenant Governor

Vote For 1

	TOTAL	VOTE %		Election Day	Early Voting	Ballot By Mail	Provisional
Michelle Beckley	41	45.56%	<div><div></div></div>	16	18	7	0
Mike Collier	49	54.44%	<div><div></div></div>	14	32	3	0
Total Votes Cast	90	100.00%	<div><div></div></div>	30	50	10	0
Overvotes	0			0	0	0	0
Undervotes	3			0	3	0	0
Contest Totals	93			30	53	10	0

## PCT 156

### DEM Attorney General

Vote For 1

	TOTAL	VOTE %		Election Day	Early Voting	Ballot By Mail	Provisional
Rochelle Mercedes Garza	52	59.09%	<div><div></div></div>	21	25	6	0
Joe Jaworski	36	40.91%	<div><div></div></div>	8	24	4	0
Total Votes Cast	88	100.00%	<div><div></div></div>	29	49	10	0
Overvotes	0			0	0	0	0
Undervotes	5			1	4	0	0
Contest Totals	93			30	53	10	0

### DEM Comptroller of Public Accounts

Vote For 1

	TOTAL	VOTE %		Election Day	Early Voting	Ballot By Mail	Provisional
Angel Luis Vega	28	32.18%	<div><div></div></div>	14	10	4	0
Janet T. Dudding	59	67.82%	<div><div></div></div>	14	39	6	0
Total Votes Cast	87	100.00%	<div><div></div></div>	28	49	10	0
Overvotes	0			0	0	0	0
Undervotes	6			2	4	0	0
Contest Totals	93			30	53	10	0

### DEM Commissioner of the General Land Office

Vote For 1

	TOTAL	VOTE %		Election Day	Early Voting	Ballot By Mail	Provisional
Jay Kleberg	49	55.06%	<div><div></div></div>	11	32	6	0
Sandragrace Martinez	40	44.94%	<div><div></div></div>	19	17	4	0
Total Votes Cast	89	100.00%	<div><div></div></div>	30	49	10	0
Overvotes	0			0	0	0	0
Undervotes	4			0	4	0	0
Contest Totals	93			30	53	10	0

### DEM County Chair

Vote For 1

	TOTAL	VOTE %		Election Day	Early Voting	Ballot By Mail	Provisional
Caroline Werner	59	63.44%	<div><div></div></div>	17	38	4	0
Mike Rawlins	34	36.56%	<div><div></div></div>	13	15	6	0
Total Votes Cast	93	100.00%	<div><div></div></div>	30	53	10	0
Overvotes	0			0	0	0	0
Undervotes	0			0	0	0	0
Contest Totals	93			30	53	10	0

## PCT 157

### Statistics

	TOTAL	Election Day	Early Voting	Ballot By Mail	Provisional
Registered Voters - Total	3,945				
Ballots Cast - Total	234	111	105	16	2
Ballots Cast - Republican	153	78	67	7	1
Ballots Cast - Democratic	81	33	38	9	1
Voter Turnout - Total	5.93%				

#### REP Attorney General

Vote For 1

	TOTAL	VOTE %		Election Day	Early Voting	Ballot By Mail	Provisional
George P. Bush	61	40.13%	<div><div></div></div>	31	23	6	1
Ken Paxton	91	59.87%	<div><div></div></div>	47	43	1	0
Total Votes Cast	152	100.00%	<div><div></div></div>	78	66	7	1
Overvotes	0			0	0	0	0
Undervotes	1			0	1	0	0
Contest Totals	153			78	67	7	1

#### REP Commissioner of the General Land Office

Vote For 1

	TOTAL	VOTE %		Election Day	Early Voting	Ballot By Mail	Provisional
Tim Westley	33	22.60%	<div><div></div></div>	14	17	2	0
Dawn Buckingham	113	77.40%	<div><div></div></div>	58	49	5	1
Total Votes Cast	146	100.00%	<div><div></div></div>	72	66	7	1
Overvotes	0			0	0	0	0
Undervotes	7			6	1	0	0
Contest Totals	153			78	67	7	1

#### REP Railroad Commissioner

Vote For 1

	TOTAL	VOTE %		Election Day	Early Voting	Ballot By Mail	Provisional
Sarah Stogner	51	34.23%	<div><div></div></div>	28	17	5	1
Wayne Christian	98	65.77%	<div><div></div></div>	47	49	2	0
Total Votes Cast	149	100.00%	<div><div></div></div>	75	66	7	1
Overvotes	0			0	0	0	0
Undervotes	4			3	1	0	0
Contest Totals	153			78	67	7	1

#### REP Judge, County Court at Law No. 5

Vote For 1

	TOTAL	VOTE %		Election Day	Early Voting	Ballot By Mail	Provisional
Randy Johnson	71	51.82%	<div><div></div></div>	34	35	2	0
Jimmy Angelino	66	48.18%	<div><div></div></div>	34	29	3	0
Total Votes Cast	137	100.00%	<div><div></div></div>	68	64	5	0
Overvotes	0			0	0	0	0
Undervotes	16			10	3	2	1
Contest Totals	153			78	67	7	1

## PCT 157

### REP District Clerk

Vote For 1

	TOTAL	VOTE %		Election Day	Early Voting	Ballot By Mail	Provisional
Mike Gould	67	47.52%	<div><div></div></div>	30	36	1	0
Lynne Finley	74	52.48%	<div><div></div></div>	38	29	6	1
Total Votes Cast	141	100.00%	<div><div></div></div>	68	65	7	1
Overvotes	0			0	0	0	0
Undervotes	12			10	2	0	0
Contest Totals	153			78	67	7	1

### REP Constable, Precinct 1

Vote For 1

	TOTAL	VOTE %		Election Day	Early Voting	Ballot By Mail	Provisional
Cris Trevino	37	26.81%	<div><div></div></div>	23	12	2	0
Matt Carpenter	101	73.19%	<div><div></div></div>	48	50	3	0
Total Votes Cast	138	100.00%	<div><div></div></div>	71	62	5	0
Overvotes	0			0	0	0	0
Undervotes	15			7	5	2	1
Contest Totals	153			78	67	7	1

### DEM Lieutenant Governor

Vote For 1

	TOTAL	VOTE %		Election Day	Early Voting	Ballot By Mail	Provisional
Michelle Beckley	17	21.79%	<div><div></div></div>	10	5	2	0
Mike Collier	61	78.21%	<div><div></div></div>	21	32	7	1
Total Votes Cast	78	100.00%	<div><div></div></div>	31	37	9	1
Overvotes	0			0	0	0	0
Undervotes	3			2	1	0	0
Contest Totals	81			33	38	9	1

### DEM Attorney General

Vote For 1

	TOTAL	VOTE %		Election Day	Early Voting	Ballot By Mail	Provisional
Rochelle Mercedes Garza	43	53.75%	<div><div></div></div>	23	17	3	0
Joe Jaworski	37	46.25%	<div><div></div></div>	9	21	6	1
Total Votes Cast	80	100.00%	<div><div></div></div>	32	38	9	1
Overvotes	0			0	0	0	0
Undervotes	1			1	0	0	0
Contest Totals	81			33	38	9	1

## PCT 157

### DEM Comptroller of Public Accounts

Vote For 1

	TOTAL	VOTE %		Election Day	Early Voting	Ballot By Mail	Provision al
Angel Luis Vega	18	22.50%	<div><div></div></div>	13	4	1	0
Janet T. Dudding	62	77.50%	<div><div></div></div>	19	34	8	1
Total Votes Cast	80	100.00%	<div><div></div></div>	32	38	9	1
Overvotes	0			0	0	0	0
Undervotes	1			1	0	0	0
Contest Totals	81			33	38	9	1

### DEM Commissioner of the General Land Office

Vote For 1

	TOTAL	VOTE %		Election Day	Early Voting	Ballot By Mail	Provision al
Jay Kleberg	52	65.00%	<div><div></div></div>	14	32	5	1
Sandragrace Martinez	28	35.00%	<div><div></div></div>	18	6	4	0
Total Votes Cast	80	100.00%	<div><div></div></div>	32	38	9	1
Overvotes	0			0	0	0	0
Undervotes	1			1	0	0	0
Contest Totals	81			33	38	9	1

### DEM County Chair

Vote For 1

	TOTAL	VOTE %		Election Day	Early Voting	Ballot By Mail	Provision al
Caroline Werner	49	62.82%	<div><div></div></div>	24	25	0	0
Mike Rawlins	29	37.18%	<div><div></div></div>	7	13	8	1
Total Votes Cast	78	100.00%	<div><div></div></div>	31	38	8	1
Overvotes	0			0	0	0	0
Undervotes	3			2	0	1	0
Contest Totals	81			33	38	9	1



## PCT 158

### Statistics

	TOTAL	Election Day	Early Voting	Ballot By Mail	Provisional
Registered Voters - Total	2,739				
Ballots Cast - Total	165	75	83	7	0
Ballots Cast - Republican	110	51	55	4	0
Ballots Cast - Democratic	55	24	28	3	0
Voter Turnout - Total	6.02%				

#### REP Attorney General

Vote For 1

	TOTAL	VOTE %		Election Day	Early Voting	Ballot By Mail	Provisional
George P. Bush	36	32.73%	<div><div></div></div>	12	20	4	0
Ken Paxton	74	67.27%	<div><div></div></div>	39	35	0	0
Total Votes Cast	110	100.00%	<div><div></div></div>	51	55	4	0
Overvotes	0			0	0	0	0
Undervotes	0			0	0	0	0
Contest Totals	110			51	55	4	0

#### REP Commissioner of the General Land Office

Vote For 1

	TOTAL	VOTE %		Election Day	Early Voting	Ballot By Mail	Provisional
Tim Westley	27	26.73%	<div><div></div></div>	17	10	0	0
Dawn Buckingham	74	73.27%	<div><div></div></div>	31	39	4	0
Total Votes Cast	101	100.00%	<div><div></div></div>	48	49	4	0
Overvotes	0			0	0	0	0
Undervotes	9			3	6	0	0
Contest Totals	110			51	55	4	0

#### REP Railroad Commissioner

Vote For 1

	TOTAL	VOTE %		Election Day	Early Voting	Ballot By Mail	Provisional
Sarah Stogner	34	34.00%	<div><div></div></div>	12	20	2	0
Wayne Christian	66	66.00%	<div><div></div></div>	35	29	2	0
Total Votes Cast	100	100.00%	<div><div></div></div>	47	49	4	0
Overvotes	0			0	0	0	0
Undervotes	10			4	6	0	0
Contest Totals	110			51	55	4	0

#### REP Judge, County Court at Law No. 5

Vote For 1

	TOTAL	VOTE %		Election Day	Early Voting	Ballot By Mail	Provisional
Randy Johnson	53	52.48%	<div><div></div></div>	29	21	3	0
Jimmy Angelino	48	47.52%	<div><div></div></div>	17	30	1	0
Total Votes Cast	101	100.00%	<div><div></div></div>	46	51	4	0
Overvotes	0			0	0	0	0
Undervotes	9			5	4	0	0
Contest Totals	110			51	55	4	0

Summary Results Report  
Primary Runoff  
May 24th, 2022

Final Results  
SOVC  
COLLIN COUNTY

## PCT 158

### REP District Clerk

Vote For 1

	TOTAL	VOTE %		Election Day	Early Voting	Ballot By Mail	Provisional
Mike Gould	51	53.12%	<div><div></div></div>	26	25	0	0
Lynne Finley	45	46.88%	<div><div></div></div>	16	25	4	0
Total Votes Cast	96	100.00%	<div><div></div></div>	42	50	4	0
Overvotes	0			0	0	0	0
Undervotes	14			9	5	0	0
Contest Totals	110			51	55	4	0

### DEM Lieutenant Governor

Vote For 1

	TOTAL	VOTE %		Election Day	Early Voting	Ballot By Mail	Provisional
Michelle Beckley	20	36.36%	<div><div></div></div>	7	12	1	0
Mike Collier	35	63.64%	<div><div></div></div>	17	16	2	0
Total Votes Cast	55	100.00%	<div><div></div></div>	24	28	3	0
Overvotes	0			0	0	0	0
Undervotes	0			0	0	0	0
Contest Totals	55			24	28	3	0

### DEM Attorney General

Vote For 1

	TOTAL	VOTE %		Election Day	Early Voting	Ballot By Mail	Provisional
Rochelle Mercedes Garza	36	65.45%	<div><div></div></div>	14	21	1	0
Joe Jaworski	19	34.55%	<div><div></div></div>	10	7	2	0
Total Votes Cast	55	100.00%	<div><div></div></div>	24	28	3	0
Overvotes	0			0	0	0	0
Undervotes	0			0	0	0	0
Contest Totals	55			24	28	3	0

### DEM Comptroller of Public Accounts

Vote For 1

	TOTAL	VOTE %		Election Day	Early Voting	Ballot By Mail	Provisional
Angel Luis Vega	21	38.89%	<div><div></div></div>	6	15	0	0
Janet T. Dudding	33	61.11%	<div><div></div></div>	17	13	3	0
Total Votes Cast	54	100.00%	<div><div></div></div>	23	28	3	0
Overvotes	0			0	0	0	0
Undervotes	1			1	0	0	0
Contest Totals	55			24	28	3	0

## PCT 158

### DEM Commissioner of the General Land Office

Vote For 1

	TOTAL	VOTE %		Election Day	Early Voting	Ballot By Mail	Provision al
Jay Kleberg	28	51.85%	<div><div></div></div>	16	12	0	0
Sandragrace Martinez	26	48.15%	<div><div></div></div>	7	16	3	0
Total Votes Cast	54	100.00%	<div><div></div></div>	23	28	3	0
Overvotes	0			0	0	0	0
Undervotes	1			1	0	0	0
Contest Totals	55			24	28	3	0

### DEM County Chair

Vote For 1

	TOTAL	VOTE %		Election Day	Early Voting	Ballot By Mail	Provision al
Caroline Werner	31	57.41%	<div><div></div></div>	11	20	0	0
Mike Rawlins	23	42.59%	<div><div></div></div>	12	8	3	0
Total Votes Cast	54	100.00%	<div><div></div></div>	23	28	3	0
Overvotes	0			0	0	0	0
Undervotes	1			1	0	0	0
Contest Totals	55			24	28	3	0

## PCT 159

### Statistics

	TOTAL	Election Day	Early Voting	Ballot By Mail	Provisional
Registered Voters - Total	3,236				
Ballots Cast - Total	129	53	65	11	0
Ballots Cast - Republican	86	38	42	6	0
Ballots Cast - Democratic	43	15	23	5	0
Voter Turnout - Total	3.99%				

### REP Attorney General

Vote For 1

	TOTAL	VOTE %		Election Day	Early Voting	Ballot By Mail	Provisional
George P. Bush	36	42.35%	<div><div></div></div>	15	16	5	0
Ken Paxton	49	57.65%	<div><div></div></div>	23	25	1	0
Total Votes Cast	85	100.00%	<div><div></div></div>	38	41	6	0
Overvotes	0			0	0	0	0
Undervotes	1			0	1	0	0
Contest Totals	86			38	42	6	0

### REP Commissioner of the General Land Office

Vote For 1

	TOTAL	VOTE %		Election Day	Early Voting	Ballot By Mail	Provisional
Tim Westley	25	33.33%	<div><div></div></div>	9	15	1	0
Dawn Buckingham	50	66.67%	<div><div></div></div>	23	23	4	0
Total Votes Cast	75	100.00%	<div><div></div></div>	32	38	5	0
Overvotes	0			0	0	0	0
Undervotes	11			6	4	1	0
Contest Totals	86			38	42	6	0

### REP Railroad Commissioner

Vote For 1

	TOTAL	VOTE %		Election Day	Early Voting	Ballot By Mail	Provisional
Sarah Stogner	38	47.50%	<div><div></div></div>	19	18	1	0
Wayne Christian	42	52.50%	<div><div></div></div>	16	22	4	0
Total Votes Cast	80	100.00%	<div><div></div></div>	35	40	5	0
Overvotes	0			0	0	0	0
Undervotes	6			3	2	1	0
Contest Totals	86			38	42	6	0

### REP Judge, County Court at Law No. 5

Vote For 1

	TOTAL	VOTE %		Election Day	Early Voting	Ballot By Mail	Provisional
Randy Johnson	47	66.20%	<div><div></div></div>	20	23	4	0
Jimmy Angelino	24	33.80%	<div><div></div></div>	13	10	1	0
Total Votes Cast	71	100.00%	<div><div></div></div>	33	33	5	0
Overvotes	0			0	0	0	0
Undervotes	15			5	9	1	0
Contest Totals	86			38	42	6	0

Summary Results Report  
Primary Runoff  
May 24th, 2022

Final Results  
SOVC  
COLLIN COUNTY

## PCT 159

### REP District Clerk

Vote For 1

	TOTAL	VOTE %		Election Day	Early Voting	Ballot By Mail	Provisional
Mike Gould	34	47.89%	<div><div></div></div>	19	14	1	0
Lynne Finley	37	52.11%	<div><div></div></div>	13	20	4	0
Total Votes Cast	71	100.00%	<div><div></div></div>	32	34	5	0
Overvotes	0			0	0	0	0
Undervotes	15			6	8	1	0
Contest Totals	86			38	42	6	0

### DEM Lieutenant Governor

Vote For 1

	TOTAL	VOTE %		Election Day	Early Voting	Ballot By Mail	Provisional
Michelle Beckley	22	52.38%	<div><div></div></div>	11	11	0	0
Mike Collier	20	47.62%	<div><div></div></div>	4	11	5	0
Total Votes Cast	42	100.00%	<div><div></div></div>	15	22	5	0
Overvotes	0			0	0	0	0
Undervotes	1			0	1	0	0
Contest Totals	43			15	23	5	0

### DEM Attorney General

Vote For 1

	TOTAL	VOTE %		Election Day	Early Voting	Ballot By Mail	Provisional
Rochelle Mercedes Garza	25	59.52%	<div><div></div></div>	10	12	3	0
Joe Jaworski	17	40.48%	<div><div></div></div>	5	10	2	0
Total Votes Cast	42	100.00%	<div><div></div></div>	15	22	5	0
Overvotes	0			0	0	0	0
Undervotes	1			0	1	0	0
Contest Totals	43			15	23	5	0

### DEM Comptroller of Public Accounts

Vote For 1

	TOTAL	VOTE %		Election Day	Early Voting	Ballot By Mail	Provisional
Angel Luis Vega	22	52.38%	<div><div></div></div>	7	12	3	0
Janet T. Dudding	20	47.62%	<div><div></div></div>	8	10	2	0
Total Votes Cast	42	100.00%	<div><div></div></div>	15	22	5	0
Overvotes	0			0	0	0	0
Undervotes	1			0	1	0	0
Contest Totals	43			15	23	5	0

## PCT 159

### DEM Commissioner of the General Land Office

Vote For 1

	TOTAL	VOTE %		Election Day	Early Voting	Ballot By Mail	Provisional
Jay Kleberg	24	57.14%	<div><div></div></div>	8	13	3	0
Sandragrace Martinez	18	42.86%	<div><div></div></div>	7	9	2	0
Total Votes Cast	42	100.00%	<div><div></div></div>	15	22	5	0
Overvotes	0			0	0	0	0
Undervotes	1			0	1	0	0
Contest Totals	43			15	23	5	0

### DEM County Chair

Vote For 1

	TOTAL	VOTE %		Election Day	Early Voting	Ballot By Mail	Provisional
Caroline Werner	20	46.51%	<div><div></div></div>	10	8	2	0
Mike Rawlins	23	53.49%	<div><div></div></div>	5	15	3	0
Total Votes Cast	43	100.00%	<div><div></div></div>	15	23	5	0
Overvotes	0			0	0	0	0
Undervotes	0			0	0	0	0
Contest Totals	43			15	23	5	0

## PCT 160

### Statistics

	TOTAL	Election Day	Early Voting	Ballot By Mail	Provisional
Registered Voters - Total	414				
Ballots Cast - Total	41	26	10	5	0
Ballots Cast - Republican	37	24	9	4	0
Ballots Cast - Democratic	4	2	1	1	0
Voter Turnout - Total	9.90%				

### REP Attorney General

Vote For 1

	TOTAL	VOTE %		Election Day	Early Voting	Ballot By Mail	Provisional
George P. Bush	8	21.62%	<div><div></div></div>	4	1	3	0
Ken Paxton	29	78.38%	<div><div></div></div>	20	8	1	0
Total Votes Cast	37	100.00%	<div><div></div></div>	24	9	4	0
Overvotes	0			0	0	0	0
Undervotes	0			0	0	0	0
Contest Totals	37			24	9	4	0

### REP Commissioner of the General Land Office

Vote For 1

	TOTAL	VOTE %		Election Day	Early Voting	Ballot By Mail	Provisional
Tim Westley	8	25.81%	<div><div></div></div>	6	0	2	0
Dawn Buckingham	23	74.19%	<div><div></div></div>	13	9	1	0
Total Votes Cast	31	100.00%	<div><div></div></div>	19	9	3	0
Overvotes	0			0	0	0	0
Undervotes	6			5	0	1	0
Contest Totals	37			24	9	4	0

### REP Railroad Commissioner

Vote For 1

	TOTAL	VOTE %		Election Day	Early Voting	Ballot By Mail	Provisional
Sarah Stogner	8	25.00%	<div><div></div></div>	5	2	1	0
Wayne Christian	24	75.00%	<div><div></div></div>	14	7	3	0
Total Votes Cast	32	100.00%	<div><div></div></div>	19	9	4	0
Overvotes	0			0	0	0	0
Undervotes	5			5	0	0	0
Contest Totals	37			24	9	4	0

### REP State Representative, District 61

Vote For 1

	TOTAL	VOTE %		Election Day	Early Voting	Ballot By Mail	Provisional
Frederick Frazier	16	45.71%	<div><div></div></div>	11	2	3	0
Paul Chabot	19	54.29%	<div><div></div></div>	12	6	1	0
Total Votes Cast	35	100.00%	<div><div></div></div>	23	8	4	0
Overvotes	0			0	0	0	0
Undervotes	2			1	1	0	0
Contest Totals	37			24	9	4	0

## PCT 160

### REP Judge, County Court at Law No. 5

Vote For 1

	TOTAL	VOTE %		Election Day	Early Voting	Ballot By Mail	Provisional
Randy Johnson	19	55.88%	<div><div></div></div>	11	5	3	0
Jimmy Angelino	15	44.12%	<div><div></div></div>	10	4	1	0
Total Votes Cast	34	100.00%	<div><div></div></div>	21	9	4	0
Overvotes	0			0	0	0	0
Undervotes	3			3	0	0	0
Contest Totals	37			24	9	4	0

### REP District Clerk

Vote For 1

	TOTAL	VOTE %		Election Day	Early Voting	Ballot By Mail	Provisional
Mike Gould	13	41.94%	<div><div></div></div>	4	7	2	0
Lynne Finley	18	58.06%	<div><div></div></div>	14	2	2	0
Total Votes Cast	31	100.00%	<div><div></div></div>	18	9	4	0
Overvotes	0			0	0	0	0
Undervotes	6			6	0	0	0
Contest Totals	37			24	9	4	0

### REP Constable, Precinct 1

Vote For 1

	TOTAL	VOTE %		Election Day	Early Voting	Ballot By Mail	Provisional
Cris Trevino	2	5.88%	<div><div></div></div>	1	1	0	0
Matt Carpenter	32	94.12%	<div><div></div></div>	20	8	4	0
Total Votes Cast	34	100.00%	<div><div></div></div>	21	9	4	0
Overvotes	0			0	0	0	0
Undervotes	3			3	0	0	0
Contest Totals	37			24	9	4	0

### DEM Lieutenant Governor

Vote For 1

	TOTAL	VOTE %		Election Day	Early Voting	Ballot By Mail	Provisional
Michelle Beckley	1	25.00%	<div><div></div></div>	0	1	0	0
Mike Collier	3	75.00%	<div><div></div></div>	2	0	1	0
Total Votes Cast	4	100.00%	<div><div></div></div>	2	1	1	0
Overvotes	0			0	0	0	0
Undervotes	0			0	0	0	0
Contest Totals	4			2	1	1	0



## PCT 160

### DEM Attorney General

Vote For 1

	TOTAL	VOTE %		Election Day	Early Voting	Ballot By Mail	Provision al
Rochelle Mercedes Garza	3	75.00%	<div><div></div></div>	2	1	0	0
Joe Jaworski	1	25.00%	<div><div></div></div>	0	0	1	0
Total Votes Cast	4	100.00%	<div><div></div></div>	2	1	1	0
Overvotes	0			0	0	0	0
Undervotes	0			0	0	0	0
Contest Totals	4			2	1	1	0

### DEM Comptroller of Public Accounts

Vote For 1

	TOTAL	VOTE %		Election Day	Early Voting	Ballot By Mail	Provision al
Angel Luis Vega	0	0.00%	<div><div></div></div>	0	0	0	0
Janet T. Dudding	4	100.00%	<div><div></div></div>	2	1	1	0
Total Votes Cast	4	100.00%	<div><div></div></div>	2	1	1	0
Overvotes	0			0	0	0	0
Undervotes	0			0	0	0	0
Contest Totals	4			2	1	1	0

### DEM Commissioner of the General Land Office

Vote For 1

	TOTAL	VOTE %		Election Day	Early Voting	Ballot By Mail	Provision al
Jay Kleberg	2	50.00%	<div><div></div></div>	1	1	0	0
Sandragrace Martinez	2	50.00%	<div><div></div></div>	1	0	1	0
Total Votes Cast	4	100.00%	<div><div></div></div>	2	1	1	0
Overvotes	0			0	0	0	0
Undervotes	0			0	0	0	0
Contest Totals	4			2	1	1	0

### DEM County Chair

Vote For 1

	TOTAL	VOTE %		Election Day	Early Voting	Ballot By Mail	Provision al
Caroline Werner	4	100.00%	<div><div></div></div>	2	1	1	0
Mike Rawlins	0	0.00%	<div><div></div></div>	0	0	0	0
Total Votes Cast	4	100.00%	<div><div></div></div>	2	1	1	0
Overvotes	0			0	0	0	0
Undervotes	0			0	0	0	0
Contest Totals	4			2	1	1	0

## PCT 161

### Statistics

	TOTAL	Election Day	Early Voting	Ballot By Mail	Provisional
Registered Voters - Total	285				
Ballots Cast - Total	33	13	15	5	0
Ballots Cast - Republican	27	12	14	1	0
Ballots Cast - Democratic	6	1	1	4	0
Voter Turnout - Total	11.58%				

#### REP Attorney General

Vote For 1

	TOTAL	VOTE %		Election Day	Early Voting	Ballot By Mail	Provisional
George P. Bush	5	18.52%	<div><div></div></div>	3	1	1	0
Ken Paxton	22	81.48%	<div><div></div></div>	9	13	0	0
Total Votes Cast	27	100.00%	<div><div></div></div>	12	14	1	0
Overvotes	0			0	0	0	0
Undervotes	0			0	0	0	0
Contest Totals	27			12	14	1	0

#### REP Commissioner of the General Land Office

Vote For 1

	TOTAL	VOTE %		Election Day	Early Voting	Ballot By Mail	Provisional
Tim Westley	6	25.00%	<div><div></div></div>	4	1	1	0
Dawn Buckingham	18	75.00%	<div><div></div></div>	6	12	0	0
Total Votes Cast	24	100.00%	<div><div></div></div>	10	13	1	0
Overvotes	0			0	0	0	0
Undervotes	3			2	1	0	0
Contest Totals	27			12	14	1	0

#### REP Railroad Commissioner

Vote For 1

	TOTAL	VOTE %		Election Day	Early Voting	Ballot By Mail	Provisional
Sarah Stogner	8	32.00%	<div><div></div></div>	3	4	1	0
Wayne Christian	17	68.00%	<div><div></div></div>	9	8	0	0
Total Votes Cast	25	100.00%	<div><div></div></div>	12	12	1	0
Overvotes	0			0	0	0	0
Undervotes	2			0	2	0	0
Contest Totals	27			12	14	1	0

#### REP State Representative, District 61

Vote For 1

	TOTAL	VOTE %		Election Day	Early Voting	Ballot By Mail	Provisional
Frederick Frazier	14	53.85%	<div><div></div></div>	4	9	1	0
Paul Chabot	12	46.15%	<div><div></div></div>	7	5	0	0
Total Votes Cast	26	100.00%	<div><div></div></div>	11	14	1	0
Overvotes	0			0	0	0	0
Undervotes	1			1	0	0	0
Contest Totals	27			12	14	1	0

## PCT 161

### REP Judge, County Court at Law No. 5

Vote For 1

	TOTAL	VOTE %		Election Day	Early Voting	Ballot By Mail	Provisional
Randy Johnson	17	80.95%	<div><div></div></div>	7	9	1	0
Jimmy Angelino	4	19.05%	<div><div></div></div>	2	2	0	0
Total Votes Cast	21	100.00%	<div><div></div></div>	9	11	1	0
Overvotes	0			0	0	0	0
Undervotes	6			3	3	0	0
Contest Totals	27			12	14	1	0

### REP District Clerk

Vote For 1

	TOTAL	VOTE %		Election Day	Early Voting	Ballot By Mail	Provisional
Mike Gould	9	42.86%	<div><div></div></div>	2	6	1	0
Lynne Finley	12	57.14%	<div><div></div></div>	7	5	0	0
Total Votes Cast	21	100.00%	<div><div></div></div>	9	11	1	0
Overvotes	0			0	0	0	0
Undervotes	6			3	3	0	0
Contest Totals	27			12	14	1	0

### REP Constable, Precinct 1

Vote For 1

	TOTAL	VOTE %		Election Day	Early Voting	Ballot By Mail	Provisional
Cris Trevino	5	23.81%	<div><div></div></div>	1	3	1	0
Matt Carpenter	16	76.19%	<div><div></div></div>	8	8	0	0
Total Votes Cast	21	100.00%	<div><div></div></div>	9	11	1	0
Overvotes	0			0	0	0	0
Undervotes	6			3	3	0	0
Contest Totals	27			12	14	1	0

### DEM Lieutenant Governor

Vote For 1

	TOTAL	VOTE %		Election Day	Early Voting	Ballot By Mail	Provisional
Michelle Beckley	2	33.33%	<div><div></div></div>	0	1	1	0
Mike Collier	4	66.67%	<div><div></div></div>	1	0	3	0
Total Votes Cast	6	100.00%	<div><div></div></div>	1	1	4	0
Overvotes	0			0	0	0	0
Undervotes	0			0	0	0	0
Contest Totals	6			1	1	4	0

## PCT 161

### DEM Attorney General

Vote For 1

	TOTAL	VOTE %		Election Day	Early Voting	Ballot By Mail	Provision al
Rochelle Mercedes Garza	3	50.00%	<div><div></div></div>	0	1	2	0
Joe Jaworski	3	50.00%	<div><div></div></div>	1	0	2	0
Total Votes Cast	6	100.00%	<div><div></div></div>	1	1	4	0
Overvotes	0			0	0	0	0
Undervotes	0			0	0	0	0
Contest Totals	6			1	1	4	0

### DEM Comptroller of Public Accounts

Vote For 1

	TOTAL	VOTE %		Election Day	Early Voting	Ballot By Mail	Provision al
Angel Luis Vega	1	20.00%	<div><div></div></div>	0	0	1	0
Janet T. Dudding	4	80.00%	<div><div></div></div>	1	1	2	0
Total Votes Cast	5	100.00%	<div><div></div></div>	1	1	3	0
Overvotes	0			0	0	0	0
Undervotes	1			0	0	1	0
Contest Totals	6			1	1	4	0

### DEM Commissioner of the General Land Office

Vote For 1

	TOTAL	VOTE %		Election Day	Early Voting	Ballot By Mail	Provision al
Jay Kleberg	4	80.00%	<div><div></div></div>	1	0	3	0
Sandragrace Martinez	1	20.00%	<div><div></div></div>	0	1	0	0
Total Votes Cast	5	100.00%	<div><div></div></div>	1	1	3	0
Overvotes	0			0	0	0	0
Undervotes	1			0	0	1	0
Contest Totals	6			1	1	4	0

### DEM County Chair

Vote For 1

	TOTAL	VOTE %		Election Day	Early Voting	Ballot By Mail	Provision al
Caroline Werner	4	66.67%	<div><div></div></div>	1	1	2	0
Mike Rawlins	2	33.33%	<div><div></div></div>	0	0	2	0
Total Votes Cast	6	100.00%	<div><div></div></div>	1	1	4	0
Overvotes	0			0	0	0	0
Undervotes	0			0	0	0	0
Contest Totals	6			1	1	4	0

## PCT 162

### Statistics

	TOTAL	Election Day	Early Voting	Ballot By Mail	Provisional
Registered Voters - Total	290				
Ballots Cast - Total	41	15	23	3	0
Ballots Cast - Republican	37	12	22	3	0
Ballots Cast - Democratic	4	3	1	0	0
Voter Turnout - Total	14.14%				

#### REP Attorney General

Vote For 1

	TOTAL	VOTE %		Election Day	Early Voting	Ballot By Mail	Provisional
George P. Bush	11	29.73%	<div><div></div></div>	0	9	2	0
Ken Paxton	26	70.27%	<div><div></div></div>	12	13	1	0
Total Votes Cast	37	100.00%	<div><div></div></div>	12	22	3	0
Overvotes	0			0	0	0	0
Undervotes	0			0	0	0	0
Contest Totals	37			12	22	3	0

#### REP Commissioner of the General Land Office

Vote For 1

	TOTAL	VOTE %		Election Day	Early Voting	Ballot By Mail	Provisional
Tim Westley	7	25.93%	<div><div></div></div>	3	4	0	0
Dawn Buckingham	20	74.07%	<div><div></div></div>	6	13	1	0
Total Votes Cast	27	100.00%	<div><div></div></div>	9	17	1	0
Overvotes	0			0	0	0	0
Undervotes	10			3	5	2	0
Contest Totals	37			12	22	3	0

#### REP Railroad Commissioner

Vote For 1

	TOTAL	VOTE %		Election Day	Early Voting	Ballot By Mail	Provisional
Sarah Stogner	11	37.93%	<div><div></div></div>	2	9	0	0
Wayne Christian	18	62.07%	<div><div></div></div>	8	9	1	0
Total Votes Cast	29	100.00%	<div><div></div></div>	10	18	1	0
Overvotes	0			0	0	0	0
Undervotes	8			2	4	2	0
Contest Totals	37			12	22	3	0

#### REP State Representative, District 61

Vote For 1

	TOTAL	VOTE %		Election Day	Early Voting	Ballot By Mail	Provisional
Frederick Frazier	27	75.00%	<div><div></div></div>	5	21	1	0
Paul Chabot	9	25.00%	<div><div></div></div>	6	1	2	0
Total Votes Cast	36	100.00%	<div><div></div></div>	11	22	3	0
Overvotes	0			0	0	0	0
Undervotes	1			1	0	0	0
Contest Totals	37			12	22	3	0

## PCT 162

### REP Judge, County Court at Law No. 5

Vote For 1

	TOTAL	VOTE %		Election Day	Early Voting	Ballot By Mail	Provisional
Randy Johnson	14	56.00%	<div><div></div></div>	3	10	1	0
Jimmy Angelino	11	44.00%	<div><div></div></div>	6	5	0	0
Total Votes Cast	25	100.00%	<div><div></div></div>	9	15	1	0
Overvotes	0			0	0	0	0
Undervotes	12			3	7	2	0
Contest Totals	37			12	22	3	0

### REP District Clerk

Vote For 1

	TOTAL	VOTE %		Election Day	Early Voting	Ballot By Mail	Provisional
Mike Gould	12	44.44%	<div><div></div></div>	3	9	0	0
Lynne Finley	15	55.56%	<div><div></div></div>	4	10	1	0
Total Votes Cast	27	100.00%	<div><div></div></div>	7	19	1	0
Overvotes	0			0	0	0	0
Undervotes	10			5	3	2	0
Contest Totals	37			12	22	3	0

### REP Constable, Precinct 1

Vote For 1

	TOTAL	VOTE %		Election Day	Early Voting	Ballot By Mail	Provisional
Cris Trevino	8	29.63%	<div><div></div></div>	3	5	0	0
Matt Carpenter	19	70.37%	<div><div></div></div>	7	11	1	0
Total Votes Cast	27	100.00%	<div><div></div></div>	10	16	1	0
Overvotes	0			0	0	0	0
Undervotes	10			2	6	2	0
Contest Totals	37			12	22	3	0

### DEM Lieutenant Governor

Vote For 1

	TOTAL	VOTE %		Election Day	Early Voting	Ballot By Mail	Provisional
Michelle Beckley	2	50.00%	<div><div></div></div>	2	0	0	0
Mike Collier	2	50.00%	<div><div></div></div>	1	1	0	0
Total Votes Cast	4	100.00%	<div><div></div></div>	3	1	0	0
Overvotes	0			0	0	0	0
Undervotes	0			0	0	0	0
Contest Totals	4			3	1	0	0

## PCT 162

### DEM Attorney General

Vote For 1

	TOTAL	VOTE %		Election Day	Early Voting	Ballot By Mail	Provisional
Rochelle Mercedes Garza	3	75.00%	<div><div></div></div>	2	1	0	0
Joe Jaworski	1	25.00%	<div><div></div></div>	1	0	0	0
Total Votes Cast	4	100.00%	<div><div></div></div>	3	1	0	0
Overvotes	0			0	0	0	0
Undervotes	0			0	0	0	0
Contest Totals	4			3	1	0	0

### DEM Comptroller of Public Accounts

Vote For 1

	TOTAL	VOTE %		Election Day	Early Voting	Ballot By Mail	Provisional
Angel Luis Vega	1	25.00%	<div><div></div></div>	1	0	0	0
Janet T. Dudding	3	75.00%	<div><div></div></div>	2	1	0	0
Total Votes Cast	4	100.00%	<div><div></div></div>	3	1	0	0
Overvotes	0			0	0	0	0
Undervotes	0			0	0	0	0
Contest Totals	4			3	1	0	0

### DEM Commissioner of the General Land Office

Vote For 1

	TOTAL	VOTE %		Election Day	Early Voting	Ballot By Mail	Provisional
Jay Kleberg	2	66.67%	<div><div></div></div>	1	1	0	0
Sandragrace Martinez	1	33.33%	<div><div></div></div>	1	0	0	0
Total Votes Cast	3	100.00%	<div><div></div></div>	2	1	0	0
Overvotes	0			0	0	0	0
Undervotes	1			1	0	0	0
Contest Totals	4			3	1	0	0

### DEM County Chair

Vote For 1

	TOTAL	VOTE %		Election Day	Early Voting	Ballot By Mail	Provisional
Caroline Werner	2	50.00%	<div><div></div></div>	1	1	0	0
Mike Rawlins	2	50.00%	<div><div></div></div>	2	0	0	0
Total Votes Cast	4	100.00%	<div><div></div></div>	3	1	0	0
Overvotes	0			0	0	0	0
Undervotes	0			0	0	0	0
Contest Totals	4			3	1	0	0

## PCT 163

### Statistics

	TOTAL	Election Day	Early Voting	Ballot By Mail	Provisional
Registered Voters - Total	2,133				
Ballots Cast - Total	173	77	83	13	0
Ballots Cast - Republican	142	62	67	13	0
Ballots Cast - Democratic	31	15	16	0	0
Voter Turnout - Total	8.11%				

### REP Attorney General

Vote For 1

	TOTAL	VOTE %		Election Day	Early Voting	Ballot By Mail	Provisional
George P. Bush	39	27.46%	<div><div></div></div>	22	11	6	0
Ken Paxton	103	72.54%	<div><div></div></div>	40	56	7	0
Total Votes Cast	142	100.00%	<div><div></div></div>	62	67	13	0
Overvotes	0			0	0	0	0
Undervotes	0			0	0	0	0
Contest Totals	142			62	67	13	0

### REP Commissioner of the General Land Office

Vote For 1

	TOTAL	VOTE %		Election Day	Early Voting	Ballot By Mail	Provisional
Tim Westley	39	29.32%	<div><div></div></div>	21	13	5	0
Dawn Buckingham	94	70.68%	<div><div></div></div>	35	51	8	0
Total Votes Cast	133	100.00%	<div><div></div></div>	56	64	13	0
Overvotes	0			0	0	0	0
Undervotes	9			6	3	0	0
Contest Totals	142			62	67	13	0

### REP Railroad Commissioner

Vote For 1

	TOTAL	VOTE %		Election Day	Early Voting	Ballot By Mail	Provisional
Sarah Stogner	57	41.91%	<div><div></div></div>	27	23	7	0
Wayne Christian	79	58.09%	<div><div></div></div>	32	41	6	0
Total Votes Cast	136	100.00%	<div><div></div></div>	59	64	13	0
Overvotes	0			0	0	0	0
Undervotes	6			3	3	0	0
Contest Totals	142			62	67	13	0

### REP State Representative, District 61

Vote For 1

	TOTAL	VOTE %		Election Day	Early Voting	Ballot By Mail	Provisional
Frederick Frazier	81	58.70%	<div><div></div></div>	38	34	9	0
Paul Chabot	57	41.30%	<div><div></div></div>	22	31	4	0
Total Votes Cast	138	100.00%	<div><div></div></div>	60	65	13	0
Overvotes	0			0	0	0	0
Undervotes	4			2	2	0	0
Contest Totals	142			62	67	13	0



## PCT 163

### REP Judge, County Court at Law No. 5

Vote For 1

	TOTAL	VOTE %		Election Day	Early Voting	Ballot By Mail	Provisional
Randy Johnson	64	50.00%	<div><div></div></div>	32	23	9	0
Jimmy Angelino	64	50.00%	<div><div></div></div>	24	37	3	0
Total Votes Cast	128	100.00%	<div><div></div></div>	56	60	12	0
Overvotes	0			0	0	0	0
Undervotes	14			6	7	1	0
Contest Totals	142			62	67	13	0

### REP District Clerk

Vote For 1

	TOTAL	VOTE %		Election Day	Early Voting	Ballot By Mail	Provisional
Mike Gould	80	62.99%	<div><div></div></div>	27	44	9	0
Lynne Finley	47	37.01%	<div><div></div></div>	29	15	3	0
Total Votes Cast	127	100.00%	<div><div></div></div>	56	59	12	0
Overvotes	0			0	0	0	0
Undervotes	15			6	8	1	0
Contest Totals	142			62	67	13	0

### DEM Lieutenant Governor

Vote For 1

	TOTAL	VOTE %		Election Day	Early Voting	Ballot By Mail	Provisional
Michelle Beckley	14	46.67%	<div><div></div></div>	6	8	0	0
Mike Collier	16	53.33%	<div><div></div></div>	8	8	0	0
Total Votes Cast	30	100.00%	<div><div></div></div>	14	16	0	0
Overvotes	0			0	0	0	0
Undervotes	1			1	0	0	0
Contest Totals	31			15	16	0	0

### DEM Attorney General

Vote For 1

	TOTAL	VOTE %		Election Day	Early Voting	Ballot By Mail	Provisional
Rochelle Mercedes Garza	21	67.74%	<div><div></div></div>	8	13	0	0
Joe Jaworski	10	32.26%	<div><div></div></div>	7	3	0	0
Total Votes Cast	31	100.00%	<div><div></div></div>	15	16	0	0
Overvotes	0			0	0	0	0
Undervotes	0			0	0	0	0
Contest Totals	31			15	16	0	0

## PCT 163

### DEM Comptroller of Public Accounts

Vote For 1

	TOTAL	VOTE %		Election Day	Early Voting	Ballot By Mail	Provision al
Angel Luis Vega	11	35.48%	<div><div></div></div>	7	4	0	0
Janet T. Dudding	20	64.52%	<div><div></div></div>	8	12	0	0
Total Votes Cast	31	100.00%	<div><div></div></div>	15	16	0	0
Overvotes	0			0	0	0	0
Undervotes	0			0	0	0	0
Contest Totals	31			15	16	0	0

### DEM Commissioner of the General Land Office

Vote For 1

	TOTAL	VOTE %		Election Day	Early Voting	Ballot By Mail	Provision al
Jay Kleberg	17	54.84%	<div><div></div></div>	9	8	0	0
Sandragrace Martinez	14	45.16%	<div><div></div></div>	6	8	0	0
Total Votes Cast	31	100.00%	<div><div></div></div>	15	16	0	0
Overvotes	0			0	0	0	0
Undervotes	0			0	0	0	0
Contest Totals	31			15	16	0	0

### DEM County Chair

Vote For 1

	TOTAL	VOTE %		Election Day	Early Voting	Ballot By Mail	Provision al
Caroline Werner	16	51.61%	<div><div></div></div>	8	8	0	0
Mike Rawlins	15	48.39%	<div><div></div></div>	7	8	0	0
Total Votes Cast	31	100.00%	<div><div></div></div>	15	16	0	0
Overvotes	0			0	0	0	0
Undervotes	0			0	0	0	0
Contest Totals	31			15	16	0	0

## PCT 164

### Statistics

	TOTAL	Election Day	Early Voting	Ballot By Mail	Provisional
Registered Voters - Total	1,938				
Ballots Cast - Total	524	91	150	278	5
Ballots Cast - Republican	374	59	122	188	5
Ballots Cast - Democratic	150	32	28	90	0
Voter Turnout - Total	27.04%				

#### REP Attorney General

Vote For 1

	TOTAL	VOTE %		Election Day	Early Voting	Ballot By Mail	Provisional
George P. Bush	213	57.41%	<div><div></div></div>	27	64	119	3
Ken Paxton	158	42.59%	<div><div></div></div>	32	58	66	2
Total Votes Cast	371	100.00%	<div><div></div></div>	59	122	185	5
Overvotes	0			0	0	0	0
Undervotes	3			0	0	3	0
Contest Totals	374			59	122	188	5

#### REP Commissioner of the General Land Office

Vote For 1

	TOTAL	VOTE %		Election Day	Early Voting	Ballot By Mail	Provisional
Tim Westley	85	25.99%	<div><div></div></div>	12	31	42	0
Dawn Buckingham	242	74.01%	<div><div></div></div>	40	86	111	5
Total Votes Cast	327	100.00%	<div><div></div></div>	52	117	153	5
Overvotes	0			0	0	0	0
Undervotes	47			7	5	35	0
Contest Totals	374			59	122	188	5

#### REP Railroad Commissioner

Vote For 1

	TOTAL	VOTE %		Election Day	Early Voting	Ballot By Mail	Provisional
Sarah Stogner	138	42.07%	<div><div></div></div>	29	53	54	2
Wayne Christian	190	57.93%	<div><div></div></div>	26	62	99	3
Total Votes Cast	328	100.00%	<div><div></div></div>	55	115	153	5
Overvotes	0			0	0	0	0
Undervotes	46			4	7	35	0
Contest Totals	374			59	122	188	5

#### REP State Representative, District 70

Vote For 1

	TOTAL	VOTE %		Election Day	Early Voting	Ballot By Mail	Provisional
Jamee Jolly	244	70.32%	<div><div></div></div>	36	81	123	4
Eric J. Bowlin	103	29.68%	<div><div></div></div>	18	38	46	1
Total Votes Cast	347	100.00%	<div><div></div></div>	54	119	169	5
Overvotes	0			0	0	0	0
Undervotes	27			5	3	19	0
Contest Totals	374			59	122	188	5

## PCT 164

### REP Judge, County Court at Law No. 5

Vote For 1

	TOTAL	VOTE %		Election Day	Early Voting	Ballot By Mail	Provision al
Randy Johnson	202	73.19%	<div><div></div></div>	37	71	91	3
Jimmy Angelino	74	26.81%	<div><div></div></div>	10	25	38	1
Total Votes Cast	276	100.00%	<div><div></div></div>	47	96	129	4
Overvotes	0			0	0	0	0
Undervotes	98			12	26	59	1
Contest Totals	374			59	122	188	5

### REP District Clerk

Vote For 1

	TOTAL	VOTE %		Election Day	Early Voting	Ballot By Mail	Provision al
Mike Gould	96	34.78%	<div><div></div></div>	14	44	36	2
Lynne Finley	180	65.22%	<div><div></div></div>	31	51	96	2
Total Votes Cast	276	100.00%	<div><div></div></div>	45	95	132	4
Overvotes	0			0	0	0	0
Undervotes	98			14	27	56	1
Contest Totals	374			59	122	188	5

### DEM Lieutenant Governor

Vote For 1

	TOTAL	VOTE %		Election Day	Early Voting	Ballot By Mail	Provision al
Michelle Beckley	42	28.38%	<div><div></div></div>	9	11	22	0
Mike Collier	106	71.62%	<div><div></div></div>	23	17	66	0
Total Votes Cast	148	100.00%	<div><div></div></div>	32	28	88	0
Overvotes	0			0	0	0	0
Undervotes	2			0	0	2	0
Contest Totals	150			32	28	90	0

### DEM Attorney General

Vote For 1

	TOTAL	VOTE %		Election Day	Early Voting	Ballot By Mail	Provision al
Rochelle Mercedes Garza	65	44.52%	<div><div></div></div>	12	17	36	0
Joe Jaworski	81	55.48%	<div><div></div></div>	20	11	50	0
Total Votes Cast	146	100.00%	<div><div></div></div>	32	28	86	0
Overvotes	0			0	0	0	0
Undervotes	4			0	0	4	0
Contest Totals	150			32	28	90	0

## PCT 164

### DEM Comptroller of Public Accounts

Vote For 1

	TOTAL	VOTE %		Election Day	Early Voting	Ballot By Mail	Provisional
Angel Luis Vega	30	21.28%	<div><div></div></div>	6	7	17	0
Janet T. Dudding	111	78.72%	<div><div></div></div>	26	20	65	0
Total Votes Cast	141	100.00%	<div><div></div></div>	32	27	82	0
Overvotes	0			0	0	0	0
Undervotes	9			0	1	8	0
Contest Totals	150			32	28	90	0

### DEM Commissioner of the General Land Office

Vote For 1

	TOTAL	VOTE %		Election Day	Early Voting	Ballot By Mail	Provisional
Jay Kleberg	96	68.57%	<div><div></div></div>	21	17	58	0
Sandragrace Martinez	44	31.43%	<div><div></div></div>	11	9	24	0
Total Votes Cast	140	100.00%	<div><div></div></div>	32	26	82	0
Overvotes	0			0	0	0	0
Undervotes	10			0	2	8	0
Contest Totals	150			32	28	90	0

### DEM State Representative, District 70

Vote For 1

	TOTAL	VOTE %		Election Day	Early Voting	Ballot By Mail	Provisional
Mihaela Elizabeth Plesa	56	39.44%	<div><div></div></div>	15	9	32	0
Cassandra Garcia Hernandez	86	60.56%	<div><div></div></div>	14	19	53	0
Total Votes Cast	142	100.00%	<div><div></div></div>	29	28	85	0
Overvotes	0			0	0	0	0
Undervotes	8			3	0	5	0
Contest Totals	150			32	28	90	0

### DEM County Chair

Vote For 1

	TOTAL	VOTE %		Election Day	Early Voting	Ballot By Mail	Provisional
Caroline Werner	70	49.65%	<div><div></div></div>	19	18	33	0
Mike Rawlins	71	50.35%	<div><div></div></div>	9	10	52	0
Total Votes Cast	141	100.00%	<div><div></div></div>	28	28	85	0
Overvotes	0			0	0	0	0
Undervotes	9			4	0	5	0
Contest Totals	150			32	28	90	0

## PCT 165

### Statistics

	TOTAL	Election Day	Early Voting	Ballot By Mail	Provisional
Registered Voters - Total	927				
Ballots Cast - Total	98	48	40	10	0
Ballots Cast - Republican	80	45	31	4	0
Ballots Cast - Democratic	18	3	9	6	0
Voter Turnout - Total	10.57%				

#### REP Attorney General

Vote For 1

	TOTAL	VOTE %	Election Day	Early Voting	Ballot By Mail	Provisional
George P. Bush	32	40.00%	16	12	4	0
Ken Paxton	48	60.00%	29	19	0	0
Total Votes Cast	80	100.00%	45	31	4	0
Overvotes	0		0	0	0	0
Undervotes	0		0	0	0	0
Contest Totals	80		45	31	4	0

#### REP Commissioner of the General Land Office

Vote For 1

	TOTAL	VOTE %	Election Day	Early Voting	Ballot By Mail	Provisional
Tim Westley	11	16.92%	7	2	2	0
Dawn Buckingham	54	83.08%	28	24	2	0
Total Votes Cast	65	100.00%	35	26	4	0
Overvotes	0		0	0	0	0
Undervotes	15		10	5	0	0
Contest Totals	80		45	31	4	0

#### REP Railroad Commissioner

Vote For 1

	TOTAL	VOTE %	Election Day	Early Voting	Ballot By Mail	Provisional
Sarah Stogner	30	42.86%	16	13	1	0
Wayne Christian	40	57.14%	23	14	3	0
Total Votes Cast	70	100.00%	39	27	4	0
Overvotes	0		0	0	0	0
Undervotes	10		6	4	0	0
Contest Totals	80		45	31	4	0

#### REP Judge, County Court at Law No. 5

Vote For 1

	TOTAL	VOTE %	Election Day	Early Voting	Ballot By Mail	Provisional
Randy Johnson	35	56.45%	21	14	0	0
Jimmy Angelino	27	43.55%	13	10	4	0
Total Votes Cast	62	100.00%	34	24	4	0
Overvotes	0		0	0	0	0
Undervotes	18		11	7	0	0
Contest Totals	80		45	31	4	0

Summary Results Report  
Primary Runoff  
May 24th, 2022

Final Results  
SOVC  
COLLIN COUNTY

## PCT 165

### REP District Clerk

Vote For 1

	TOTAL	VOTE %		Election Day	Early Voting	Ballot By Mail	Provisional
Mike Gould	26	52.00%	<div><div></div></div>	9	14	3	0
Lynne Finley	24	48.00%	<div><div></div></div>	16	7	1	0
Total Votes Cast	50	100.00%	<div><div></div></div>	25	21	4	0
Overvotes	0			0	0	0	0
Undervotes	30			20	10	0	0
Contest Totals	80			45	31	4	0

### DEM Lieutenant Governor

Vote For 1

	TOTAL	VOTE %		Election Day	Early Voting	Ballot By Mail	Provisional
Michelle Beckley	6	35.29%	<div><div></div></div>	2	0	4	0
Mike Collier	11	64.71%	<div><div></div></div>	1	8	2	0
Total Votes Cast	17	100.00%	<div><div></div></div>	3	8	6	0
Overvotes	0			0	0	0	0
Undervotes	1			0	1	0	0
Contest Totals	18			3	9	6	0

### DEM Attorney General

Vote For 1

	TOTAL	VOTE %		Election Day	Early Voting	Ballot By Mail	Provisional
Rochelle Mercedes Garza	10	58.82%	<div><div></div></div>	3	4	3	0
Joe Jaworski	7	41.18%	<div><div></div></div>	0	4	3	0
Total Votes Cast	17	100.00%	<div><div></div></div>	3	8	6	0
Overvotes	0			0	0	0	0
Undervotes	1			0	1	0	0
Contest Totals	18			3	9	6	0

### DEM Comptroller of Public Accounts

Vote For 1

	TOTAL	VOTE %		Election Day	Early Voting	Ballot By Mail	Provisional
Angel Luis Vega	2	11.76%	<div><div></div></div>	0	2	0	0
Janet T. Dudding	15	88.24%	<div><div></div></div>	3	6	6	0
Total Votes Cast	17	100.00%	<div><div></div></div>	3	8	6	0
Overvotes	0			0	0	0	0
Undervotes	1			0	1	0	0
Contest Totals	18			3	9	6	0

## PCT 165

### DEM Commissioner of the General Land Office

Vote For 1

	TOTAL	VOTE %		Election Day	Early Voting	Ballot By Mail	Provisional
Jay Kleberg	15	88.24%	<div><div></div></div>	1	8	6	0
Sandragrace Martinez	2	11.76%	<div><div></div></div>	2	0	0	0
Total Votes Cast	17	100.00%	<div><div></div></div>	3	8	6	0
Overvotes	0			0	0	0	0
Undervotes	1			0	1	0	0
Contest Totals	18			3	9	6	0

### DEM County Chair

Vote For 1

	TOTAL	VOTE %		Election Day	Early Voting	Ballot By Mail	Provisional
Caroline Werner	8	44.44%	<div><div></div></div>	3	4	1	0
Mike Rawlins	10	55.56%	<div><div></div></div>	0	5	5	0
Total Votes Cast	18	100.00%	<div><div></div></div>	3	9	6	0
Overvotes	0			0	0	0	0
Undervotes	0			0	0	0	0
Contest Totals	18			3	9	6	0



## PCT 166

### Statistics

	TOTAL	Election Day	Early Voting	Ballot By Mail	Provisional
Registered Voters - Total	4,080				
Ballots Cast - Total	227	120	102	5	0
Ballots Cast - Republican	156	86	65	5	0
Ballots Cast - Democratic	71	34	37	0	0
Voter Turnout - Total	5.56%				

#### REP Attorney General

Vote For 1

	TOTAL	VOTE %		Election Day	Early Voting	Ballot By Mail	Provisional
George P. Bush	49	31.41%	<div><div></div></div>	23	23	3	0
Ken Paxton	107	68.59%	<div><div></div></div>	63	42	2	0
Total Votes Cast	156	100.00%	<div><div></div></div>	86	65	5	0
Overvotes	0			0	0	0	0
Undervotes	0			0	0	0	0
Contest Totals	156			86	65	5	0

#### REP Commissioner of the General Land Office

Vote For 1

	TOTAL	VOTE %		Election Day	Early Voting	Ballot By Mail	Provisional
Tim Westley	31	21.68%	<div><div></div></div>	22	9	0	0
Dawn Buckingham	112	78.32%	<div><div></div></div>	55	52	5	0
Total Votes Cast	143	100.00%	<div><div></div></div>	77	61	5	0
Overvotes	0			0	0	0	0
Undervotes	13			9	4	0	0
Contest Totals	156			86	65	5	0

#### REP Railroad Commissioner

Vote For 1

	TOTAL	VOTE %		Election Day	Early Voting	Ballot By Mail	Provisional
Sarah Stogner	66	46.48%	<div><div></div></div>	35	29	2	0
Wayne Christian	76	53.52%	<div><div></div></div>	42	31	3	0
Total Votes Cast	142	100.00%	<div><div></div></div>	77	60	5	0
Overvotes	0			0	0	0	0
Undervotes	14			9	5	0	0
Contest Totals	156			86	65	5	0

#### REP Judge, County Court at Law No. 5

Vote For 1

	TOTAL	VOTE %		Election Day	Early Voting	Ballot By Mail	Provisional
Randy Johnson	93	66.91%	<div><div></div></div>	49	40	4	0
Jimmy Angelino	46	33.09%	<div><div></div></div>	25	20	1	0
Total Votes Cast	139	100.00%	<div><div></div></div>	74	60	5	0
Overvotes	0			0	0	0	0
Undervotes	17			12	5	0	0
Contest Totals	156			86	65	5	0

Summary Results Report  
Primary Runoff  
May 24th, 2022

Final Results  
SOVC  
COLLIN COUNTY

## PCT 166

### REP District Clerk

Vote For 1

	TOTAL	VOTE %		Election Day	Early Voting	Ballot By Mail	Provisional
Mike Gould	78	56.93%	<div><div></div></div>	43	32	3	0
Lynne Finley	59	43.07%	<div><div></div></div>	31	26	2	0
Total Votes Cast	137	100.00%	<div><div></div></div>	74	58	5	0
Overvotes	0			0	0	0	0
Undervotes	19			12	7	0	0
Contest Totals	156			86	65	5	0

### DEM Lieutenant Governor

Vote For 1

	TOTAL	VOTE %		Election Day	Early Voting	Ballot By Mail	Provisional
Michelle Beckley	32	45.71%	<div><div></div></div>	15	17	0	0
Mike Collier	38	54.29%	<div><div></div></div>	19	19	0	0
Total Votes Cast	70	100.00%	<div><div></div></div>	34	36	0	0
Overvotes	0			0	0	0	0
Undervotes	1			0	1	0	0
Contest Totals	71			34	37	0	0

### DEM Attorney General

Vote For 1

	TOTAL	VOTE %		Election Day	Early Voting	Ballot By Mail	Provisional
Rochelle Mercedes Garza	46	65.71%	<div><div></div></div>	24	22	0	0
Joe Jaworski	24	34.29%	<div><div></div></div>	10	14	0	0
Total Votes Cast	70	100.00%	<div><div></div></div>	34	36	0	0
Overvotes	0			0	0	0	0
Undervotes	1			0	1	0	0
Contest Totals	71			34	37	0	0

### DEM Comptroller of Public Accounts

Vote For 1

	TOTAL	VOTE %		Election Day	Early Voting	Ballot By Mail	Provisional
Angel Luis Vega	21	30.00%	<div><div></div></div>	12	9	0	0
Janet T. Dudding	49	70.00%	<div><div></div></div>	21	28	0	0
Total Votes Cast	70	100.00%	<div><div></div></div>	33	37	0	0
Overvotes	0			0	0	0	0
Undervotes	1			1	0	0	0
Contest Totals	71			34	37	0	0

## PCT 166

### DEM Commissioner of the General Land Office

Vote For 1

	TOTAL	VOTE %		Election Day	Early Voting	Ballot By Mail	Provision al
Jay Kleberg	41	63.08%	<div><div></div></div>	22	19	0	0
Sandragrace Martinez	24	36.92%	<div><div></div></div>	11	13	0	0
Total Votes Cast	65	100.00%	<div><div></div></div>	33	32	0	0
Overvotes	0			0	0	0	0
Undervotes	6			1	5	0	0
Contest Totals	71			34	37	0	0

### DEM County Chair

Vote For 1

	TOTAL	VOTE %		Election Day	Early Voting	Ballot By Mail	Provision al
Caroline Werner	34	49.28%	<div><div></div></div>	20	14	0	0
Mike Rawlins	35	50.72%	<div><div></div></div>	14	21	0	0
Total Votes Cast	69	100.00%	<div><div></div></div>	34	35	0	0
Overvotes	0			0	0	0	0
Undervotes	2			0	2	0	0
Contest Totals	71			34	37	0	0

## PCT 167

### Statistics

	TOTAL	Election Day	Early Voting	Ballot By Mail	Provisional
Registered Voters - Total	5,021				
Ballots Cast - Total	507	188	287	31	1
Ballots Cast - Republican	310	117	175	17	1
Ballots Cast - Democratic	197	71	112	14	0
Voter Turnout - Total	10.10%				

#### REP Attorney General

Vote For 1

	TOTAL	VOTE %		Election Day	Early Voting	Ballot By Mail	Provisional
George P. Bush	129	42.16%	<div><div></div></div>	55	65	8	1
Ken Paxton	177	57.84%	<div><div></div></div>	61	107	9	0
Total Votes Cast	306	100.00%	<div><div></div></div>	116	172	17	1
Overvotes	0			0	0	0	0
Undervotes	4			1	3	0	0
Contest Totals	310			117	175	17	1

#### REP Commissioner of the General Land Office

Vote For 1

	TOTAL	VOTE %		Election Day	Early Voting	Ballot By Mail	Provisional
Tim Westley	72	27.48%	<div><div></div></div>	32	34	5	1
Dawn Buckingham	190	72.52%	<div><div></div></div>	60	118	12	0
Total Votes Cast	262	100.00%	<div><div></div></div>	92	152	17	1
Overvotes	0			0	0	0	0
Undervotes	48			25	23	0	0
Contest Totals	310			117	175	17	1

#### REP Railroad Commissioner

Vote For 1

	TOTAL	VOTE %		Election Day	Early Voting	Ballot By Mail	Provisional
Sarah Stogner	94	35.07%	<div><div></div></div>	37	52	5	0
Wayne Christian	174	64.93%	<div><div></div></div>	60	101	12	1
Total Votes Cast	268	100.00%	<div><div></div></div>	97	153	17	1
Overvotes	0			0	0	0	0
Undervotes	42			20	22	0	0
Contest Totals	310			117	175	17	1

#### REP State Representative, District 70

Vote For 1

	TOTAL	VOTE %		Election Day	Early Voting	Ballot By Mail	Provisional
Jamee Jolly	140	47.95%	<div><div></div></div>	52	82	6	0
Eric J. Bowlin	152	52.05%	<div><div></div></div>	54	87	10	1
Total Votes Cast	292	100.00%	<div><div></div></div>	106	169	16	1
Overvotes	0			0	0	0	0
Undervotes	18			11	6	1	0
Contest Totals	310			117	175	17	1

## PCT 167

### REP Judge, County Court at Law No. 5

Vote For 1

	TOTAL	VOTE %		Election Day	Early Voting	Ballot By Mail	Provision al
Randy Johnson	150	58.14%	<div><div></div></div>	59	82	9	0
Jimmy Angelino	108	41.86%	<div><div></div></div>	31	69	7	1
Total Votes Cast	258	100.00%	<div><div></div></div>	90	151	16	1
Overvotes	0			0	0	0	0
Undervotes	52			27	24	1	0
Contest Totals	310			117	175	17	1

### REP District Clerk

Vote For 1

	TOTAL	VOTE %		Election Day	Early Voting	Ballot By Mail	Provision al
Mike Gould	156	60.70%	<div><div></div></div>	52	94	9	1
Lynne Finley	101	39.30%	<div><div></div></div>	36	59	6	0
Total Votes Cast	257	100.00%	<div><div></div></div>	88	153	15	1
Overvotes	0			0	0	0	0
Undervotes	53			29	22	2	0
Contest Totals	310			117	175	17	1

### DEM Lieutenant Governor

Vote For 1

	TOTAL	VOTE %		Election Day	Early Voting	Ballot By Mail	Provision al
Michelle Beckley	66	34.20%	<div><div></div></div>	22	40	4	0
Mike Collier	127	65.80%	<div><div></div></div>	46	71	10	0
Total Votes Cast	193	100.00%	<div><div></div></div>	68	111	14	0
Overvotes	0			0	0	0	0
Undervotes	4			3	1	0	0
Contest Totals	197			71	112	14	0

### DEM Attorney General

Vote For 1

	TOTAL	VOTE %		Election Day	Early Voting	Ballot By Mail	Provision al
Rochelle Mercedes Garza	105	54.40%	<div><div></div></div>	37	61	7	0
Joe Jaworski	88	45.60%	<div><div></div></div>	32	49	7	0
Total Votes Cast	193	100.00%	<div><div></div></div>	69	110	14	0
Overvotes	0			0	0	0	0
Undervotes	4			2	2	0	0
Contest Totals	197			71	112	14	0

## PCT 167

### DEM Comptroller of Public Accounts

Vote For 1

	TOTAL	VOTE %		Election Day	Early Voting	Ballot By Mail	Provisional
Angel Luis Vega	52	27.51%	<div><div></div></div>	14	35	3	0
Janet T. Dudding	137	72.49%	<div><div></div></div>	54	72	11	0
Total Votes Cast	189	100.00%	<div><div></div></div>	68	107	14	0
Overvotes	0			0	0	0	0
Undervotes	8			3	5	0	0
Contest Totals	197			71	112	14	0

### DEM Commissioner of the General Land Office

Vote For 1

	TOTAL	VOTE %		Election Day	Early Voting	Ballot By Mail	Provisional
Jay Kleberg	125	65.79%	<div><div></div></div>	49	65	11	0
Sandragrace Martinez	65	34.21%	<div><div></div></div>	18	44	3	0
Total Votes Cast	190	100.00%	<div><div></div></div>	67	109	14	0
Overvotes	0			0	0	0	0
Undervotes	7			4	3	0	0
Contest Totals	197			71	112	14	0

### DEM State Representative, District 70

Vote For 1

	TOTAL	VOTE %		Election Day	Early Voting	Ballot By Mail	Provisional
Mihaela Elizabeth Plesa	118	60.51%	<div><div></div></div>	47	63	8	0
Cassandra Garcia Hernandez	77	39.49%	<div><div></div></div>	24	47	6	0
Total Votes Cast	195	100.00%	<div><div></div></div>	71	110	14	0
Overvotes	0			0	0	0	0
Undervotes	2			0	2	0	0
Contest Totals	197			71	112	14	0

### DEM County Chair

Vote For 1

	TOTAL	VOTE %		Election Day	Early Voting	Ballot By Mail	Provisional
Caroline Werner	100	53.48%	<div><div></div></div>	37	61	2	0
Mike Rawlins	87	46.52%	<div><div></div></div>	29	47	11	0
Total Votes Cast	187	100.00%	<div><div></div></div>	66	108	13	0
Overvotes	0			0	0	0	0
Undervotes	10			5	4	1	0
Contest Totals	197			71	112	14	0

## PCT 168

### Statistics

	TOTAL	Election Day	Early Voting	Ballot By Mail	Provisional
Registered Voters - Total	1,910				
Ballots Cast - Total	157	86	67	4	0
Ballots Cast - Republican	129	77	50	2	0
Ballots Cast - Democratic	28	9	17	2	0
Voter Turnout - Total	8.22%				

#### REP Attorney General

Vote For 1

	TOTAL	VOTE %		Election Day	Early Voting	Ballot By Mail	Provisional
George P. Bush	48	37.80%	<div><div></div></div>	26	20	2	0
Ken Paxton	79	62.20%	<div><div></div></div>	51	28	0	0
Total Votes Cast	127	100.00%	<div><div></div></div>	77	48	2	0
Overvotes	0			0	0	0	0
Undervotes	2			0	2	0	0
Contest Totals	129			77	50	2	0

#### REP Commissioner of the General Land Office

Vote For 1

	TOTAL	VOTE %		Election Day	Early Voting	Ballot By Mail	Provisional
Tim Westley	31	26.05%	<div><div></div></div>	22	9	0	0
Dawn Buckingham	88	73.95%	<div><div></div></div>	46	40	2	0
Total Votes Cast	119	100.00%	<div><div></div></div>	68	49	2	0
Overvotes	0			0	0	0	0
Undervotes	10			9	1	0	0
Contest Totals	129			77	50	2	0

#### REP Railroad Commissioner

Vote For 1

	TOTAL	VOTE %		Election Day	Early Voting	Ballot By Mail	Provisional
Sarah Stogner	44	37.29%	<div><div></div></div>	29	15	0	0
Wayne Christian	74	62.71%	<div><div></div></div>	39	33	2	0
Total Votes Cast	118	100.00%	<div><div></div></div>	68	48	2	0
Overvotes	0			0	0	0	0
Undervotes	11			9	2	0	0
Contest Totals	129			77	50	2	0

#### REP Judge, County Court at Law No. 5

Vote For 1

	TOTAL	VOTE %		Election Day	Early Voting	Ballot By Mail	Provisional
Randy Johnson	63	58.33%	<div><div></div></div>	26	35	2	0
Jimmy Angelino	45	41.67%	<div><div></div></div>	32	13	0	0
Total Votes Cast	108	100.00%	<div><div></div></div>	58	48	2	0
Overvotes	0			0	0	0	0
Undervotes	21			19	2	0	0
Contest Totals	129			77	50	2	0

## PCT 168

### REP District Clerk

Vote For 1

	TOTAL	VOTE %		Election Day	Early Voting	Ballot By Mail	Provisional
Mike Gould	61	57.01%	<div><div></div></div>	40	21	0	0
Lynne Finley	46	42.99%	<div><div></div></div>	22	22	2	0
Total Votes Cast	107	100.00%	<div><div></div></div>	62	43	2	0
Overvotes	0			0	0	0	0
Undervotes	22			15	7	0	0
Contest Totals	129			77	50	2	0

### REP Precinct Chair, Precinct 168

Vote For 1

	TOTAL	VOTE %		Election Day	Early Voting	Ballot By Mail	Provisional
David C. Burson	34	35.05%	<div><div></div></div>	17	15	2	0
Karla Gant	63	64.95%	<div><div></div></div>	39	24	0	0
Total Votes Cast	97	100.00%	<div><div></div></div>	56	39	2	0
Overvotes	0			0	0	0	0
Undervotes	32			21	11	0	0
Contest Totals	129			77	50	2	0

### DEM Lieutenant Governor

Vote For 1

	TOTAL	VOTE %		Election Day	Early Voting	Ballot By Mail	Provisional
Michelle Beckley	12	42.86%	<div><div></div></div>	3	7	2	0
Mike Collier	16	57.14%	<div><div></div></div>	6	10	0	0
Total Votes Cast	28	100.00%	<div><div></div></div>	9	17	2	0
Overvotes	0			0	0	0	0
Undervotes	0			0	0	0	0
Contest Totals	28			9	17	2	0

### DEM Attorney General

Vote For 1

	TOTAL	VOTE %		Election Day	Early Voting	Ballot By Mail	Provisional
Rochelle Mercedes Garza	14	51.85%	<div><div></div></div>	5	8	1	0
Joe Jaworski	13	48.15%	<div><div></div></div>	3	9	1	0
Total Votes Cast	27	100.00%	<div><div></div></div>	8	17	2	0
Overvotes	0			0	0	0	0
Undervotes	1			1	0	0	0
Contest Totals	28			9	17	2	0



## PCT 168

### DEM Comptroller of Public Accounts

Vote For 1

	TOTAL	VOTE %		Election Day	Early Voting	Ballot By Mail	Provision al
Angel Luis Vega	11	42.31%	<div><div></div></div>	3	7	1	0
Janet T. Dudding	15	57.69%	<div><div></div></div>	5	9	1	0
Total Votes Cast	26	100.00%	<div><div></div></div>	8	16	2	0
Overvotes	0			0	0	0	0
Undervotes	2			1	1	0	0
Contest Totals	28			9	17	2	0

### DEM Commissioner of the General Land Office

Vote For 1

	TOTAL	VOTE %		Election Day	Early Voting	Ballot By Mail	Provision al
Jay Kleberg	15	55.56%	<div><div></div></div>	4	10	1	0
Sandragrace Martinez	12	44.44%	<div><div></div></div>	4	7	1	0
Total Votes Cast	27	100.00%	<div><div></div></div>	8	17	2	0
Overvotes	0			0	0	0	0
Undervotes	1			1	0	0	0
Contest Totals	28			9	17	2	0

### DEM County Chair

Vote For 1

	TOTAL	VOTE %		Election Day	Early Voting	Ballot By Mail	Provision al
Caroline Werner	16	61.54%	<div><div></div></div>	8	8	0	0
Mike Rawlins	10	38.46%	<div><div></div></div>	0	8	2	0
Total Votes Cast	26	100.00%	<div><div></div></div>	8	16	2	0
Overvotes	0			0	0	0	0
Undervotes	2			1	1	0	0
Contest Totals	28			9	17	2	0




## PCT 169

### Statistics

	TOTAL	Election Day	Early Voting	Ballot By Mail	Provisional
Registered Voters - Total	3,224				
Ballots Cast - Total	271	94	157	19	1
Ballots Cast - Republican	192	70	114	7	1
Ballots Cast - Democratic	79	24	43	12	0
Voter Turnout - Total	8.41%				




#### REP Attorney General

Vote For 1

	TOTAL	VOTE %	Election Day	Early Voting	Ballot By Mail	Provisional
George P. Bush	74	39.36% 	28	41	5	0
Ken Paxton	114	60.64% 	42	69	2	1
Total Votes Cast	188	100.00% 	70	110	7	1
Overvotes	0		0	0	0	0
Undervotes	4		0	4	0	0
Contest Totals	192		70	114	7	1




#### REP Commissioner of the General Land Office

Vote For 1

	TOTAL	VOTE %	Election Day	Early Voting	Ballot By Mail	Provisional
Tim Westley	49	28.99% 	22	25	1	1
Dawn Buckingham	120	71.01% 	39	77	4	0
Total Votes Cast	169	100.00% 	61	102	5	1
Overvotes	0		0	0	0	0
Undervotes	23		9	12	2	0
Contest Totals	192		70	114	7	1




#### REP Railroad Commissioner

Vote For 1

	TOTAL	VOTE %	Election Day	Early Voting	Ballot By Mail	Provisional
Sarah Stogner	66	37.71% 	22	40	4	0
Wayne Christian	109	62.29% 	43	62	3	1
Total Votes Cast	175	100.00% 	65	102	7	1
Overvotes	0		0	0	0	0
Undervotes	17		5	12	0	0
Contest Totals	192		70	114	7	1

#### REP State Representative, District 61

Vote For 1

	TOTAL	VOTE %	Election Day	Early Voting	Ballot By Mail	Provisional
Frederick Frazier	136	71.58% 	46	86	4	0
Paul Chabot	54	28.42% 	22	28	3	1
Total Votes Cast	190	100.00% 	68	114	7	1
Overvotes	0		0	0	0	0
Undervotes	2		2	0	0	0
Contest Totals	192		70	114	7	1

## PCT 169

### REP Judge, County Court at Law No. 5

Vote For 1

	TOTAL	VOTE %		Election Day	Early Voting	Ballot By Mail	Provisional
Randy Johnson	98	60.12%	<div><div></div></div>	35	60	2	1
Jimmy Angelino	65	39.88%	<div><div></div></div>	26	37	2	0
Total Votes Cast	163	100.00%	<div><div></div></div>	61	97	4	1
Overvotes	0			0	0	0	0
Undervotes	29			9	17	3	0
Contest Totals	192			70	114	7	1

### REP District Clerk

Vote For 1

	TOTAL	VOTE %		Election Day	Early Voting	Ballot By Mail	Provisional
Mike Gould	75	46.88%	<div><div></div></div>	24	49	1	1
Lynne Finley	85	53.12%	<div><div></div></div>	34	46	5	0
Total Votes Cast	160	100.00%	<div><div></div></div>	58	95	6	1
Overvotes	0			0	0	0	0
Undervotes	32			12	19	1	0
Contest Totals	192			70	114	7	1

### REP Constable, Precinct 1

Vote For 1

	TOTAL	VOTE %		Election Day	Early Voting	Ballot By Mail	Provisional
Cris Trevino	47	30.13%	<div><div></div></div>	25	22	0	0
Matt Carpenter	109	69.87%	<div><div></div></div>	37	67	4	1
Total Votes Cast	156	100.00%	<div><div></div></div>	62	89	4	1
Overvotes	0			0	0	0	0
Undervotes	36			8	25	3	0
Contest Totals	192			70	114	7	1

### DEM Lieutenant Governor

Vote For 1

	TOTAL	VOTE %		Election Day	Early Voting	Ballot By Mail	Provisional
Michelle Beckley	28	35.44%	<div><div></div></div>	13	9	6	0
Mike Collier	51	64.56%	<div><div></div></div>	11	34	6	0
Total Votes Cast	79	100.00%	<div><div></div></div>	24	43	12	0
Overvotes	0			0	0	0	0
Undervotes	0			0	0	0	0
Contest Totals	79			24	43	12	0

## PCT 169

### DEM Attorney General

Vote For 1

	TOTAL	VOTE %		Election Day	Early Voting	Ballot By Mail	Provision al
Rochelle Mercedes Garza	48	60.76%	<div><div></div></div>	18	21	9	0
Joe Jaworski	31	39.24%	<div><div></div></div>	6	22	3	0
Total Votes Cast	79	100.00%	<div><div></div></div>	24	43	12	0
Overvotes	0			0	0	0	0
Undervotes	0			0	0	0	0
Contest Totals	79			24	43	12	0

### DEM Comptroller of Public Accounts

Vote For 1

	TOTAL	VOTE %		Election Day	Early Voting	Ballot By Mail	Provision al
Angel Luis Vega	19	24.36%	<div><div></div></div>	7	10	2	0
Janet T. Dudding	59	75.64%	<div><div></div></div>	17	32	10	0
Total Votes Cast	78	100.00%	<div><div></div></div>	24	42	12	0
Overvotes	0			0	0	0	0
Undervotes	1			0	1	0	0
Contest Totals	79			24	43	12	0

### DEM Commissioner of the General Land Office

Vote For 1

	TOTAL	VOTE %		Election Day	Early Voting	Ballot By Mail	Provision al
Jay Kleberg	46	60.53%	<div><div></div></div>	13	29	4	0
Sandragrace Martinez	30	39.47%	<div><div></div></div>	11	13	6	0
Total Votes Cast	76	100.00%	<div><div></div></div>	24	42	10	0
Overvotes	0			0	0	0	0
Undervotes	3			0	1	2	0
Contest Totals	79			24	43	12	0

### DEM County Chair

Vote For 1

	TOTAL	VOTE %		Election Day	Early Voting	Ballot By Mail	Provision al
Caroline Werner	44	57.14%	<div><div></div></div>	14	27	3	0
Mike Rawlins	33	42.86%	<div><div></div></div>	10	14	9	0
Total Votes Cast	77	100.00%	<div><div></div></div>	24	41	12	0
Overvotes	0			0	0	0	0
Undervotes	2			0	2	0	0
Contest Totals	79			24	43	12	0

## PCT 170

### Statistics

	TOTAL	Election Day	Early Voting	Ballot By Mail	Provisional
Registered Voters - Total	1,858				
Ballots Cast - Total	104	53	39	12	0
Ballots Cast - Republican	77	44	25	8	0
Ballots Cast - Democratic	27	9	14	4	0
Voter Turnout - Total	5.60%				

#### REP Attorney General

Vote For 1

	TOTAL	VOTE %		Election Day	Early Voting	Ballot By Mail	Provisional
George P. Bush	23	30.67%	<div><div></div></div>	8	10	5	0
Ken Paxton	52	69.33%	<div><div></div></div>	34	15	3	0
Total Votes Cast	75	100.00%	<div><div></div></div>	42	25	8	0
Overvotes	0			0	0	0	0
Undervotes	2			2	0	0	0
Contest Totals	77			44	25	8	0

#### REP Commissioner of the General Land Office

Vote For 1

	TOTAL	VOTE %		Election Day	Early Voting	Ballot By Mail	Provisional
Tim Westley	12	16.67%	<div><div></div></div>	5	4	3	0
Dawn Buckingham	60	83.33%	<div><div></div></div>	36	19	5	0
Total Votes Cast	72	100.00%	<div><div></div></div>	41	23	8	0
Overvotes	0			0	0	0	0
Undervotes	5			3	2	0	0
Contest Totals	77			44	25	8	0

#### REP Railroad Commissioner

Vote For 1

	TOTAL	VOTE %		Election Day	Early Voting	Ballot By Mail	Provisional
Sarah Stogner	30	41.67%	<div><div></div></div>	12	15	3	0
Wayne Christian	42	58.33%	<div><div></div></div>	28	9	5	0
Total Votes Cast	72	100.00%	<div><div></div></div>	40	24	8	0
Overvotes	0			0	0	0	0
Undervotes	5			4	1	0	0
Contest Totals	77			44	25	8	0

#### REP Judge, County Court at Law No. 5

Vote For 1

	TOTAL	VOTE %		Election Day	Early Voting	Ballot By Mail	Provisional
Randy Johnson	46	68.66%	<div><div></div></div>	27	13	6	0
Jimmy Angelino	21	31.34%	<div><div></div></div>	10	9	2	0
Total Votes Cast	67	100.00%	<div><div></div></div>	37	22	8	0
Overvotes	0			0	0	0	0
Undervotes	10			7	3	0	0
Contest Totals	77			44	25	8	0

Summary Results Report  
Primary Runoff  
May 24th, 2022

Final Results  
SOVC  
COLLIN COUNTY

## PCT 170

### REP District Clerk

Vote For 1

	TOTAL	VOTE %		Election Day	Early Voting	Ballot By Mail	Provisional
Mike Gould	19	30.16%	<div><div></div></div>	12	5	2	0
Lynne Finley	44	69.84%	<div><div></div></div>	22	16	6	0
Total Votes Cast	63	100.00%	<div><div></div></div>	34	21	8	0
Overvotes	0			0	0	0	0
Undervotes	14			10	4	0	0
Contest Totals	77			44	25	8	0

### DEM Lieutenant Governor

Vote For 1

	TOTAL	VOTE %		Election Day	Early Voting	Ballot By Mail	Provisional
Michelle Beckley	10	37.04%	<div><div></div></div>	4	5	1	0
Mike Collier	17	62.96%	<div><div></div></div>	5	9	3	0
Total Votes Cast	27	100.00%	<div><div></div></div>	9	14	4	0
Overvotes	0			0	0	0	0
Undervotes	0			0	0	0	0
Contest Totals	27			9	14	4	0

### DEM Attorney General

Vote For 1

	TOTAL	VOTE %		Election Day	Early Voting	Ballot By Mail	Provisional
Rochelle Mercedes Garza	14	51.85%	<div><div></div></div>	4	6	4	0
Joe Jaworski	13	48.15%	<div><div></div></div>	5	8	0	0
Total Votes Cast	27	100.00%	<div><div></div></div>	9	14	4	0
Overvotes	0			0	0	0	0
Undervotes	0			0	0	0	0
Contest Totals	27			9	14	4	0

### DEM Comptroller of Public Accounts

Vote For 1

	TOTAL	VOTE %		Election Day	Early Voting	Ballot By Mail	Provisional
Angel Luis Vega	6	22.22%	<div><div></div></div>	2	4	0	0
Janet T. Dudding	21	77.78%	<div><div></div></div>	7	10	4	0
Total Votes Cast	27	100.00%	<div><div></div></div>	9	14	4	0
Overvotes	0			0	0	0	0
Undervotes	0			0	0	0	0
Contest Totals	27			9	14	4	0

## PCT 170

### DEM Commissioner of the General Land Office

Vote For 1

	TOTAL	VOTE %		Election Day	Early Voting	Ballot By Mail	Provision al
Jay Kleberg	17	62.96%	<div><div></div></div>	4	10	3	0
Sandragrace Martinez	10	37.04%	<div><div></div></div>	5	4	1	0
Total Votes Cast	27	100.00%	<div><div></div></div>	9	14	4	0
Overvotes	0			0	0	0	0
Undervotes	0			0	0	0	0
Contest Totals	27			9	14	4	0

### DEM County Chair

Vote For 1

	TOTAL	VOTE %		Election Day	Early Voting	Ballot By Mail	Provision al
Caroline Werner	9	34.62%	<div><div></div></div>	3	6	0	0
Mike Rawlins	17	65.38%	<div><div></div></div>	6	7	4	0
Total Votes Cast	26	100.00%	<div><div></div></div>	9	13	4	0
Overvotes	0			0	0	0	0
Undervotes	1			0	1	0	0
Contest Totals	27			9	14	4	0

## PCT 171

### Statistics

	TOTAL	Election Day	Early Voting	Ballot By Mail	Provisional
Registered Voters - Total	2,363				
Ballots Cast - Total	130	47	60	23	0
Ballots Cast - Republican	90	38	36	16	0
Ballots Cast - Democratic	40	9	24	7	0
Voter Turnout - Total	5.50%				

### REP Attorney General

Vote For 1

	TOTAL	VOTE %		Election Day	Early Voting	Ballot By Mail	Provisional
George P. Bush	35	38.89%	<div><div></div></div>	14	12	9	0
Ken Paxton	55	61.11%	<div><div></div></div>	24	24	7	0
Total Votes Cast	90	100.00%	<div><div></div></div>	38	36	16	0
Overvotes	0			0	0	0	0
Undervotes	0			0	0	0	0
Contest Totals	90			38	36	16	0

### REP Commissioner of the General Land Office

Vote For 1

	TOTAL	VOTE %		Election Day	Early Voting	Ballot By Mail	Provisional
Tim Westley	24	30.00%	<div><div></div></div>	12	6	6	0
Dawn Buckingham	56	70.00%	<div><div></div></div>	25	24	7	0
Total Votes Cast	80	100.00%	<div><div></div></div>	37	30	13	0
Overvotes	0			0	0	0	0
Undervotes	10			1	6	3	0
Contest Totals	90			38	36	16	0

### REP Railroad Commissioner

Vote For 1

	TOTAL	VOTE %		Election Day	Early Voting	Ballot By Mail	Provisional
Sarah Stogner	33	39.76%	<div><div></div></div>	17	13	3	0
Wayne Christian	50	60.24%	<div><div></div></div>	20	20	10	0
Total Votes Cast	83	100.00%	<div><div></div></div>	37	33	13	0
Overvotes	0			0	0	0	0
Undervotes	7			1	3	3	0
Contest Totals	90			38	36	16	0

### REP Judge, County Court at Law No. 5

Vote For 1

	TOTAL	VOTE %		Election Day	Early Voting	Ballot By Mail	Provisional
Randy Johnson	47	62.67%	<div><div></div></div>	21	17	9	0
Jimmy Angelino	28	37.33%	<div><div></div></div>	12	13	3	0
Total Votes Cast	75	100.00%	<div><div></div></div>	33	30	12	0
Overvotes	0			0	0	0	0
Undervotes	15			5	6	4	0
Contest Totals	90			38	36	16	0



Summary Results Report  
Primary Runoff  
May 24th, 2022

Final Results  
SOVC  
COLLIN COUNTY

## PCT 171

### REP District Clerk

Vote For 1

	TOTAL	VOTE %		Election Day	Early Voting	Ballot By Mail	Provision al
Mike Gould	46	58.97%	<div><div></div></div>	22	20	4	0
Lynne Finley	32	41.03%	<div><div></div></div>	12	12	8	0
Total Votes Cast	78	100.00%	<div><div></div></div>	34	32	12	0
Overvotes	0			0	0	0	0
Undervotes	12			4	4	4	0
Contest Totals	90			38	36	16	0

### DEM Lieutenant Governor

Vote For 1

	TOTAL	VOTE %		Election Day	Early Voting	Ballot By Mail	Provision al
Michelle Beckley	19	47.50%	<div><div></div></div>	5	11	3	0
Mike Collier	21	52.50%	<div><div></div></div>	4	13	4	0
Total Votes Cast	40	100.00%	<div><div></div></div>	9	24	7	0
Overvotes	0			0	0	0	0
Undervotes	0			0	0	0	0
Contest Totals	40			9	24	7	0

### DEM Attorney General

Vote For 1

	TOTAL	VOTE %		Election Day	Early Voting	Ballot By Mail	Provision al
Rochelle Mercedes Garza	18	45.00%	<div><div></div></div>	3	14	1	0
Joe Jaworski	22	55.00%	<div><div></div></div>	6	10	6	0
Total Votes Cast	40	100.00%	<div><div></div></div>	9	24	7	0
Overvotes	0			0	0	0	0
Undervotes	0			0	0	0	0
Contest Totals	40			9	24	7	0

### DEM Comptroller of Public Accounts

Vote For 1

	TOTAL	VOTE %		Election Day	Early Voting	Ballot By Mail	Provision al
Angel Luis Vega	10	25.00%	<div><div></div></div>	2	8	0	0
Janet T. Dudding	30	75.00%	<div><div></div></div>	7	16	7	0
Total Votes Cast	40	100.00%	<div><div></div></div>	9	24	7	0
Overvotes	0			0	0	0	0
Undervotes	0			0	0	0	0
Contest Totals	40			9	24	7	0

## PCT 171

### DEM Commissioner of the General Land Office

Vote For 1

	TOTAL	VOTE %		Election Day	Early Voting	Ballot By Mail	Provisional
Jay Kleberg	24	61.54%	<div><div></div></div>	8	11	5	0
Sandragrace Martinez	15	38.46%	<div><div></div></div>	1	13	1	0
Total Votes Cast	39	100.00%	<div><div></div></div>	9	24	6	0
Overvotes	0			0	0	0	0
Undervotes	1			0	0	1	0
Contest Totals	40			9	24	7	0

### DEM County Chair

Vote For 1

	TOTAL	VOTE %		Election Day	Early Voting	Ballot By Mail	Provisional
Caroline Werner	22	57.89%	<div><div></div></div>	4	15	3	0
Mike Rawlins	16	42.11%	<div><div></div></div>	4	9	3	0
Total Votes Cast	38	100.00%	<div><div></div></div>	8	24	6	0
Overvotes	0			0	0	0	0
Undervotes	2			1	0	1	0
Contest Totals	40			9	24	7	0

## PCT 172

### Statistics

	TOTAL	Election Day	Early Voting	Ballot By Mail	Provisional
Registered Voters - Total	5,760				
Ballots Cast - Total	370	202	136	31	1
Ballots Cast - Republican	297	177	98	21	1
Ballots Cast - Democratic	73	25	38	10	0
Voter Turnout - Total	6.42%				

#### REP Attorney General

Vote For 1

	TOTAL	VOTE %		Election Day	Early Voting	Ballot By Mail	Provisional
George P. Bush	70	23.89%	<div><div></div></div>	41	22	6	1
Ken Paxton	223	76.11%	<div><div></div></div>	135	73	15	0
Total Votes Cast	293	100.00%	<div><div></div></div>	176	95	21	1
Overvotes	0			0	0	0	0
Undervotes	4			1	3	0	0
Contest Totals	297			177	98	21	1

#### REP Commissioner of the General Land Office

Vote For 1

	TOTAL	VOTE %		Election Day	Early Voting	Ballot By Mail	Provisional
Tim Westley	73	28.19%	<div><div></div></div>	41	24	8	0
Dawn Buckingham	186	71.81%	<div><div></div></div>	116	60	10	0
Total Votes Cast	259	100.00%	<div><div></div></div>	157	84	18	0
Overvotes	0			0	0	0	0
Undervotes	38			20	14	3	1
Contest Totals	297			177	98	21	1

#### REP Railroad Commissioner

Vote For 1

	TOTAL	VOTE %		Election Day	Early Voting	Ballot By Mail	Provisional
Sarah Stogner	108	39.27%	<div><div></div></div>	71	30	7	0
Wayne Christian	167	60.73%	<div><div></div></div>	96	59	11	1
Total Votes Cast	275	100.00%	<div><div></div></div>	167	89	18	1
Overvotes	0			0	0	0	0
Undervotes	22			10	9	3	0
Contest Totals	297			177	98	21	1

#### REP Judge, County Court at Law No. 5

Vote For 1

	TOTAL	VOTE %		Election Day	Early Voting	Ballot By Mail	Provisional
Randy Johnson	165	67.35%	<div><div></div></div>	95	57	13	0
Jimmy Angelino	80	32.65%	<div><div></div></div>	52	23	5	0
Total Votes Cast	245	100.00%	<div><div></div></div>	147	80	18	0
Overvotes	0			0	0	0	0
Undervotes	52			30	18	3	1
Contest Totals	297			177	98	21	1

Summary Results Report  
Primary Runoff  
May 24th, 2022

Final Results  
SOVC  
COLLIN COUNTY

## PCT 172

### REP District Clerk

Vote For 1

	TOTAL	VOTE %		Election Day	Early Voting	Ballot By Mail	Provisional
Mike Gould	151	60.16%	<div><div></div></div>	89	56	5	1
Lynne Finley	100	39.84%	<div><div></div></div>	59	28	13	0
Total Votes Cast	251	100.00%	<div><div></div></div>	148	84	18	1
Overvotes	0			0	0	0	0
Undervotes	46			29	14	3	0
Contest Totals	297			177	98	21	1

### REP Constable, Precinct 1

Vote For 1

	TOTAL	VOTE %		Election Day	Early Voting	Ballot By Mail	Provisional
Cris Trevino	90	34.75%	<div><div></div></div>	51	32	6	1
Matt Carpenter	169	65.25%	<div><div></div></div>	100	57	12	0
Total Votes Cast	259	100.00%	<div><div></div></div>	151	89	18	1
Overvotes	0			0	0	0	0
Undervotes	38			26	9	3	0
Contest Totals	297			177	98	21	1

### DEM Lieutenant Governor

Vote For 1

	TOTAL	VOTE %		Election Day	Early Voting	Ballot By Mail	Provisional
Michelle Beckley	30	41.67%	<div><div></div></div>	13	15	2	0
Mike Collier	42	58.33%	<div><div></div></div>	12	22	8	0
Total Votes Cast	72	100.00%	<div><div></div></div>	25	37	10	0
Overvotes	0			0	0	0	0
Undervotes	1			0	1	0	0
Contest Totals	73			25	38	10	0

### DEM Attorney General

Vote For 1

	TOTAL	VOTE %		Election Day	Early Voting	Ballot By Mail	Provisional
Rochelle Mercedes Garza	45	62.50%	<div><div></div></div>	17	22	6	0
Joe Jaworski	27	37.50%	<div><div></div></div>	8	15	4	0
Total Votes Cast	72	100.00%	<div><div></div></div>	25	37	10	0
Overvotes	0			0	0	0	0
Undervotes	1			0	1	0	0
Contest Totals	73			25	38	10	0

## PCT 172

### DEM Comptroller of Public Accounts

Vote For 1

	TOTAL	VOTE %		Election Day	Early Voting	Ballot By Mail	Provision al
Angel Luis Vega	25	35.21%	<div><div></div></div>	8	13	4	0
Janet T. Dudding	46	64.79%	<div><div></div></div>	17	23	6	0
Total Votes Cast	71	100.00%	<div><div></div></div>	25	36	10	0
Overvotes	0			0	0	0	0
Undervotes	2			0	2	0	0
Contest Totals	73			25	38	10	0

### DEM Commissioner of the General Land Office

Vote For 1

	TOTAL	VOTE %		Election Day	Early Voting	Ballot By Mail	Provision al
Jay Kleberg	41	56.94%	<div><div></div></div>	13	21	7	0
Sandragrace Martinez	31	43.06%	<div><div></div></div>	12	16	3	0
Total Votes Cast	72	100.00%	<div><div></div></div>	25	37	10	0
Overvotes	0			0	0	0	0
Undervotes	1			0	1	0	0
Contest Totals	73			25	38	10	0

### DEM County Chair

Vote For 1

	TOTAL	VOTE %		Election Day	Early Voting	Ballot By Mail	Provision al
Caroline Werner	42	57.53%	<div><div></div></div>	15	25	2	0
Mike Rawlins	31	42.47%	<div><div></div></div>	10	13	8	0
Total Votes Cast	73	100.00%	<div><div></div></div>	25	38	10	0
Overvotes	0			0	0	0	0
Undervotes	0			0	0	0	0
Contest Totals	73			25	38	10	0

## PCT 173

### Statistics

	TOTAL	Election Day	Early Voting	Ballot By Mail	Provisional
Registered Voters - Total	644				
Ballots Cast - Total	111	40	61	10	0
Ballots Cast - Republican	98	36	54	8	0
Ballots Cast - Democratic	13	4	7	2	0
Voter Turnout - Total	17.24%				

#### REP Attorney General

Vote For 1

	TOTAL	VOTE %		Election Day	Early Voting	Ballot By Mail	Provisional
George P. Bush	43	45.26%	<div><div></div></div>	16	21	6	0
Ken Paxton	52	54.74%	<div><div></div></div>	19	31	2	0
Total Votes Cast	95	100.00%	<div><div></div></div>	35	52	8	0
Overvotes	0			0	0	0	0
Undervotes	3			1	2	0	0
Contest Totals	98			36	54	8	0

#### REP Commissioner of the General Land Office

Vote For 1

	TOTAL	VOTE %		Election Day	Early Voting	Ballot By Mail	Provisional
Tim Westley	23	27.71%	<div><div></div></div>	11	7	5	0
Dawn Buckingham	60	72.29%	<div><div></div></div>	19	38	3	0
Total Votes Cast	83	100.00%	<div><div></div></div>	30	45	8	0
Overvotes	0			0	0	0	0
Undervotes	15			6	9	0	0
Contest Totals	98			36	54	8	0

#### REP Railroad Commissioner

Vote For 1

	TOTAL	VOTE %		Election Day	Early Voting	Ballot By Mail	Provisional
Sarah Stogner	15	17.65%	<div><div></div></div>	7	6	2	0
Wayne Christian	70	82.35%	<div><div></div></div>	24	40	6	0
Total Votes Cast	85	100.00%	<div><div></div></div>	31	46	8	0
Overvotes	0			0	0	0	0
Undervotes	13			5	8	0	0
Contest Totals	98			36	54	8	0

#### REP State Representative, District 61

Vote For 1

	TOTAL	VOTE %		Election Day	Early Voting	Ballot By Mail	Provisional
Frederick Frazier	65	67.71%	<div><div></div></div>	24	36	5	0
Paul Chabot	31	32.29%	<div><div></div></div>	11	17	3	0
Total Votes Cast	96	100.00%	<div><div></div></div>	35	53	8	0
Overvotes	0			0	0	0	0
Undervotes	2			1	1	0	0
Contest Totals	98			36	54	8	0

## PCT 173

### REP Judge, County Court at Law No. 5

Vote For 1

	TOTAL	VOTE %		Election Day	Early Voting	Ballot By Mail	Provisional
Randy Johnson	50	61.73%	<div><div></div></div>	17	28	5	0
Jimmy Angelino	31	38.27%	<div><div></div></div>	12	18	1	0
Total Votes Cast	81	100.00%	<div><div></div></div>	29	46	6	0
Overvotes	0			0	0	0	0
Undervotes	17			7	8	2	0
Contest Totals	98			36	54	8	0

### REP District Clerk

Vote For 1

	TOTAL	VOTE %		Election Day	Early Voting	Ballot By Mail	Provisional
Mike Gould	48	58.54%	<div><div></div></div>	21	25	2	0
Lynne Finley	34	41.46%	<div><div></div></div>	11	19	4	0
Total Votes Cast	82	100.00%	<div><div></div></div>	32	44	6	0
Overvotes	0			0	0	0	0
Undervotes	16			4	10	2	0
Contest Totals	98			36	54	8	0

### DEM Lieutenant Governor

Vote For 1

	TOTAL	VOTE %		Election Day	Early Voting	Ballot By Mail	Provisional
Michelle Beckley	5	38.46%	<div><div></div></div>	1	4	0	0
Mike Collier	8	61.54%	<div><div></div></div>	3	3	2	0
Total Votes Cast	13	100.00%	<div><div></div></div>	4	7	2	0
Overvotes	0			0	0	0	0
Undervotes	0			0	0	0	0
Contest Totals	13			4	7	2	0

### DEM Attorney General

Vote For 1

	TOTAL	VOTE %		Election Day	Early Voting	Ballot By Mail	Provisional
Rochelle Mercedes Garza	6	46.15%	<div><div></div></div>	1	4	1	0
Joe Jaworski	7	53.85%	<div><div></div></div>	3	3	1	0
Total Votes Cast	13	100.00%	<div><div></div></div>	4	7	2	0
Overvotes	0			0	0	0	0
Undervotes	0			0	0	0	0
Contest Totals	13			4	7	2	0

## PCT 173

### DEM Comptroller of Public Accounts

Vote For 1

	TOTAL	VOTE %		Election Day	Early Voting	Ballot By Mail	Provision al
Angel Luis Vega	2	16.67%	<div><div></div></div>	0	1	1	0
Janet T. Dudding	10	83.33%	<div><div></div></div>	4	5	1	0
Total Votes Cast	12	100.00%	<div><div></div></div>	4	6	2	0
Overvotes	0			0	0	0	0
Undervotes	1			0	1	0	0
Contest Totals	13			4	7	2	0

### DEM Commissioner of the General Land Office

Vote For 1

	TOTAL	VOTE %		Election Day	Early Voting	Ballot By Mail	Provision al
Jay Kleberg	8	61.54%	<div><div></div></div>	3	3	2	0
Sandragrace Martinez	5	38.46%	<div><div></div></div>	1	4	0	0
Total Votes Cast	13	100.00%	<div><div></div></div>	4	7	2	0
Overvotes	0			0	0	0	0
Undervotes	0			0	0	0	0
Contest Totals	13			4	7	2	0

### DEM County Chair

Vote For 1

	TOTAL	VOTE %		Election Day	Early Voting	Ballot By Mail	Provision al
Caroline Werner	9	75.00%	<div><div></div></div>	4	5	0	0
Mike Rawlins	3	25.00%	<div><div></div></div>	0	1	2	0
Total Votes Cast	12	100.00%	<div><div></div></div>	4	6	2	0
Overvotes	0			0	0	0	0
Undervotes	1			0	1	0	0
Contest Totals	13			4	7	2	0



## PCT 174

### Statistics

	TOTAL	Election Day	Early Voting	Ballot By Mail	Provisional
Registered Voters - Total	4,428				
Ballots Cast - Total	205	108	80	16	1
Ballots Cast - Republican	133	73	51	9	0
Ballots Cast - Democratic	72	35	29	7	1
Voter Turnout - Total	4.63%				

#### REP Attorney General

Vote For 1

	TOTAL	VOTE %		Election Day	Early Voting	Ballot By Mail	Provisional
George P. Bush	35	26.52%	<div><div></div></div>	17	15	3	0
Ken Paxton	97	73.48%	<div><div></div></div>	55	36	6	0
Total Votes Cast	132	100.00%	<div><div></div></div>	72	51	9	0
Overvotes	0			0	0	0	0
Undervotes	1			1	0	0	0
Contest Totals	133			73	51	9	0

#### REP Commissioner of the General Land Office

Vote For 1

	TOTAL	VOTE %		Election Day	Early Voting	Ballot By Mail	Provisional
Tim Westley	31	25.62%	<div><div></div></div>	17	12	2	0
Dawn Buckingham	90	74.38%	<div><div></div></div>	52	35	3	0
Total Votes Cast	121	100.00%	<div><div></div></div>	69	47	5	0
Overvotes	0			0	0	0	0
Undervotes	12			4	4	4	0
Contest Totals	133			73	51	9	0

#### REP Railroad Commissioner

Vote For 1

	TOTAL	VOTE %		Election Day	Early Voting	Ballot By Mail	Provisional
Sarah Stogner	38	31.40%	<div><div></div></div>	24	13	1	0
Wayne Christian	83	68.60%	<div><div></div></div>	46	33	4	0
Total Votes Cast	121	100.00%	<div><div></div></div>	70	46	5	0
Overvotes	0			0	0	0	0
Undervotes	12			3	5	4	0
Contest Totals	133			73	51	9	0

#### REP Judge, County Court at Law No. 5

Vote For 1

	TOTAL	VOTE %		Election Day	Early Voting	Ballot By Mail	Provisional
Randy Johnson	76	65.52%	<div><div></div></div>	44	28	4	0
Jimmy Angelino	40	34.48%	<div><div></div></div>	22	16	2	0
Total Votes Cast	116	100.00%	<div><div></div></div>	66	44	6	0
Overvotes	0			0	0	0	0
Undervotes	17			7	7	3	0
Contest Totals	133			73	51	9	0

Summary Results Report  
Primary Runoff  
May 24th, 2022

Final Results  
SOVC  
COLLIN COUNTY

## PCT 174

### REP District Clerk

Vote For 1

	TOTAL	VOTE %		Election Day	Early Voting	Ballot By Mail	Provisional
Mike Gould	70	60.87%	<div><div></div></div>	45	23	2	0
Lynne Finley	45	39.13%	<div><div></div></div>	23	19	3	0
Total Votes Cast	115	100.00%	<div><div></div></div>	68	42	5	0
Overvotes	0			0	0	0	0
Undervotes	18			5	9	4	0
Contest Totals	133			73	51	9	0

### DEM Lieutenant Governor

Vote For 1

	TOTAL	VOTE %		Election Day	Early Voting	Ballot By Mail	Provisional
Michelle Beckley	39	54.93%	<div><div></div></div>	20	16	3	0
Mike Collier	32	45.07%	<div><div></div></div>	15	12	4	1
Total Votes Cast	71	100.00%	<div><div></div></div>	35	28	7	1
Overvotes	0			0	0	0	0
Undervotes	1			0	1	0	0
Contest Totals	72			35	29	7	1

### DEM Attorney General

Vote For 1

	TOTAL	VOTE %		Election Day	Early Voting	Ballot By Mail	Provisional
Rochelle Mercedes Garza	49	71.01%	<div><div></div></div>	22	21	6	0
Joe Jaworski	20	28.99%	<div><div></div></div>	12	7	1	0
Total Votes Cast	69	100.00%	<div><div></div></div>	34	28	7	0
Overvotes	0			0	0	0	0
Undervotes	3			1	1	0	1
Contest Totals	72			35	29	7	1

### DEM Comptroller of Public Accounts

Vote For 1

	TOTAL	VOTE %		Election Day	Early Voting	Ballot By Mail	Provisional
Angel Luis Vega	30	46.15%	<div><div></div></div>	13	14	3	0
Janet T. Dudding	35	53.85%	<div><div></div></div>	17	14	4	0
Total Votes Cast	65	100.00%	<div><div></div></div>	30	28	7	0
Overvotes	0			0	0	0	0
Undervotes	7			5	1	0	1
Contest Totals	72			35	29	7	1

## PCT 174

### DEM Commissioner of the General Land Office

Vote For 1

	TOTAL	VOTE %		Election Day	Early Voting	Ballot By Mail	Provision al
Jay Kleberg	30	44.12%	<div><div></div></div>	11	14	5	0
Sandragrace Martinez	38	55.88%	<div><div></div></div>	21	15	2	0
Total Votes Cast	68	100.00%	<div><div></div></div>	32	29	7	0
Overvotes	0			0	0	0	0
Undervotes	4			3	0	0	1
Contest Totals	72			35	29	7	1

### DEM County Chair

Vote For 1

	TOTAL	VOTE %		Election Day	Early Voting	Ballot By Mail	Provision al
Caroline Werner	41	56.94%	<div><div></div></div>	22	17	2	0
Mike Rawlins	31	43.06%	<div><div></div></div>	13	12	5	1
Total Votes Cast	72	100.00%	<div><div></div></div>	35	29	7	1
Overvotes	0			0	0	0	0
Undervotes	0			0	0	0	0
Contest Totals	72			35	29	7	1

## PCT 175

### Statistics

	TOTAL	Election Day	Early Voting	Ballot By Mail	Provisional
Registered Voters - Total	1,914				
Ballots Cast - Total	156	72	73	11	0
Ballots Cast - Republican	119	59	51	9	0
Ballots Cast - Democratic	37	13	22	2	0
Voter Turnout - Total	8.15%				

### REP Attorney General

Vote For 1

	TOTAL	VOTE %		Election Day	Early Voting	Ballot By Mail	Provisional
George P. Bush	34	29.06%	<div><div></div></div>	16	14	4	0
Ken Paxton	83	70.94%	<div><div></div></div>	42	36	5	0
Total Votes Cast	117	100.00%	<div><div></div></div>	58	50	9	0
Overvotes	0			0	0	0	0
Undervotes	2			1	1	0	0
Contest Totals	119			59	51	9	0

### REP Commissioner of the General Land Office

Vote For 1

	TOTAL	VOTE %		Election Day	Early Voting	Ballot By Mail	Provisional
Tim Westley	24	21.62%	<div><div></div></div>	14	8	2	0
Dawn Buckingham	87	78.38%	<div><div></div></div>	40	41	6	0
Total Votes Cast	111	100.00%	<div><div></div></div>	54	49	8	0
Overvotes	0			0	0	0	0
Undervotes	8			5	2	1	0
Contest Totals	119			59	51	9	0

### REP Railroad Commissioner

Vote For 1

	TOTAL	VOTE %		Election Day	Early Voting	Ballot By Mail	Provisional
Sarah Stogner	37	31.90%	<div><div></div></div>	22	14	1	0
Wayne Christian	79	68.10%	<div><div></div></div>	34	37	8	0
Total Votes Cast	116	100.00%	<div><div></div></div>	56	51	9	0
Overvotes	0			0	0	0	0
Undervotes	3			3	0	0	0
Contest Totals	119			59	51	9	0

### REP Judge, County Court at Law No. 5

Vote For 1

	TOTAL	VOTE %		Election Day	Early Voting	Ballot By Mail	Provisional
Randy Johnson	66	60.00%	<div><div></div></div>	28	32	6	0
Jimmy Angelino	44	40.00%	<div><div></div></div>	25	17	2	0
Total Votes Cast	110	100.00%	<div><div></div></div>	53	49	8	0
Overvotes	0			0	0	0	0
Undervotes	9			6	2	1	0
Contest Totals	119			59	51	9	0

Summary Results Report  
Primary Runoff  
May 24th, 2022

Final Results  
SOVC  
COLLIN COUNTY

## PCT 175

### REP District Clerk

Vote For 1

	TOTAL	VOTE %		Election Day	Early Voting	Ballot By Mail	Provisional
Mike Gould	44	41.51%	<div><div></div></div>	22	20	2	0
Lynne Finley	62	58.49%	<div><div></div></div>	29	26	7	0
Total Votes Cast	106	100.00%	<div><div></div></div>	51	46	9	0
Overvotes	0			0	0	0	0
Undervotes	13			8	5	0	0
Contest Totals	119			59	51	9	0

### DEM Lieutenant Governor

Vote For 1

	TOTAL	VOTE %		Election Day	Early Voting	Ballot By Mail	Provisional
Michelle Beckley	12	32.43%	<div><div></div></div>	5	7	0	0
Mike Collier	25	67.57%	<div><div></div></div>	8	15	2	0
Total Votes Cast	37	100.00%	<div><div></div></div>	13	22	2	0
Overvotes	0			0	0	0	0
Undervotes	0			0	0	0	0
Contest Totals	37			13	22	2	0

### DEM Attorney General

Vote For 1

	TOTAL	VOTE %		Election Day	Early Voting	Ballot By Mail	Provisional
Rochelle Mercedes Garza	19	51.35%	<div><div></div></div>	7	10	2	0
Joe Jaworski	18	48.65%	<div><div></div></div>	6	12	0	0
Total Votes Cast	37	100.00%	<div><div></div></div>	13	22	2	0
Overvotes	0			0	0	0	0
Undervotes	0			0	0	0	0
Contest Totals	37			13	22	2	0

### DEM Comptroller of Public Accounts

Vote For 1

	TOTAL	VOTE %		Election Day	Early Voting	Ballot By Mail	Provisional
Angel Luis Vega	12	34.29%	<div><div></div></div>	3	8	1	0
Janet T. Dudding	23	65.71%	<div><div></div></div>	10	12	1	0
Total Votes Cast	35	100.00%	<div><div></div></div>	13	20	2	0
Overvotes	0			0	0	0	0
Undervotes	2			0	2	0	0
Contest Totals	37			13	22	2	0

## PCT 175

### DEM Commissioner of the General Land Office

Vote For 1

	TOTAL	VOTE %		Election Day	Early Voting	Ballot By Mail	Provisional
Jay Kleberg	21	56.76%	<div><div></div></div>	10	11	0	0
Sandragrace Martinez	16	43.24%	<div><div></div></div>	3	11	2	0
Total Votes Cast	37	100.00%	<div><div></div></div>	13	22	2	0
Overvotes	0			0	0	0	0
Undervotes	0			0	0	0	0
Contest Totals	37			13	22	2	0

### DEM County Chair

Vote For 1

	TOTAL	VOTE %		Election Day	Early Voting	Ballot By Mail	Provisional
Caroline Werner	18	48.65%	<div><div></div></div>	8	10	0	0
Mike Rawlins	19	51.35%	<div><div></div></div>	5	12	2	0
Total Votes Cast	37	100.00%	<div><div></div></div>	13	22	2	0
Overvotes	0			0	0	0	0
Undervotes	0			0	0	0	0
Contest Totals	37			13	22	2	0

## PCT 176

### Statistics

	TOTAL	Election Day	Early Voting	Ballot By Mail	Provisional
Registered Voters - Total	3,939				
Ballots Cast - Total	116	63	37	16	0
Ballots Cast - Republican	71	37	23	11	0
Ballots Cast - Democratic	45	26	14	5	0
Voter Turnout - Total	2.94%				

### REP Attorney General

Vote For 1

	TOTAL	VOTE %		Election Day	Early Voting	Ballot By Mail	Provisional
George P. Bush	26	36.62%	<div><div></div></div>	14	11	1	0
Ken Paxton	45	63.38%	<div><div></div></div>	23	12	10	0
Total Votes Cast	71	100.00%	<div><div></div></div>	37	23	11	0
Overvotes	0			0	0	0	0
Undervotes	0			0	0	0	0
Contest Totals	71			37	23	11	0

### REP Commissioner of the General Land Office

Vote For 1

	TOTAL	VOTE %		Election Day	Early Voting	Ballot By Mail	Provisional
Tim Westley	10	16.39%	<div><div></div></div>	6	2	2	0
Dawn Buckingham	51	83.61%	<div><div></div></div>	25	18	8	0
Total Votes Cast	61	100.00%	<div><div></div></div>	31	20	10	0
Overvotes	0			0	0	0	0
Undervotes	10			6	3	1	0
Contest Totals	71			37	23	11	0

### REP Railroad Commissioner

Vote For 1

	TOTAL	VOTE %		Election Day	Early Voting	Ballot By Mail	Provisional
Sarah Stogner	24	37.50%	<div><div></div></div>	16	5	3	0
Wayne Christian	40	62.50%	<div><div></div></div>	18	14	8	0
Total Votes Cast	64	100.00%	<div><div></div></div>	34	19	11	0
Overvotes	0			0	0	0	0
Undervotes	7			3	4	0	0
Contest Totals	71			37	23	11	0

### REP Judge, County Court at Law No. 5

Vote For 1

	TOTAL	VOTE %		Election Day	Early Voting	Ballot By Mail	Provisional
Randy Johnson	33	55.93%	<div><div></div></div>	17	13	3	0
Jimmy Angelino	26	44.07%	<div><div></div></div>	12	7	7	0
Total Votes Cast	59	100.00%	<div><div></div></div>	29	20	10	0
Overvotes	0			0	0	0	0
Undervotes	12			8	3	1	0
Contest Totals	71			37	23	11	0

## PCT 176

### REP District Clerk

Vote For 1

	TOTAL	VOTE %		Election Day	Early Voting	Ballot By Mail	Provisional
Mike Gould	35	57.38%	<div><div></div></div>	13	16	6	0
Lynne Finley	26	42.62%	<div><div></div></div>	16	6	4	0
Total Votes Cast	61	100.00%	<div><div></div></div>	29	22	10	0
Overvotes	0			0	0	0	0
Undervotes	10			8	1	1	0
Contest Totals	71			37	23	11	0

### DEM Lieutenant Governor

Vote For 1

	TOTAL	VOTE %		Election Day	Early Voting	Ballot By Mail	Provisional
Michelle Beckley	22	48.89%	<div><div></div></div>	16	6	0	0
Mike Collier	23	51.11%	<div><div></div></div>	10	8	5	0
Total Votes Cast	45	100.00%	<div><div></div></div>	26	14	5	0
Overvotes	0			0	0	0	0
Undervotes	0			0	0	0	0
Contest Totals	45			26	14	5	0

### DEM Attorney General

Vote For 1

	TOTAL	VOTE %		Election Day	Early Voting	Ballot By Mail	Provisional
Rochelle Mercedes Garza	22	48.89%	<div><div></div></div>	14	7	1	0
Joe Jaworski	23	51.11%	<div><div></div></div>	12	7	4	0
Total Votes Cast	45	100.00%	<div><div></div></div>	26	14	5	0
Overvotes	0			0	0	0	0
Undervotes	0			0	0	0	0
Contest Totals	45			26	14	5	0

### DEM Comptroller of Public Accounts

Vote For 1

	TOTAL	VOTE %		Election Day	Early Voting	Ballot By Mail	Provisional
Angel Luis Vega	13	29.55%	<div><div></div></div>	6	7	0	0
Janet T. Dudding	31	70.45%	<div><div></div></div>	19	7	5	0
Total Votes Cast	44	100.00%	<div><div></div></div>	25	14	5	0
Overvotes	0			0	0	0	0
Undervotes	1			1	0	0	0
Contest Totals	45			26	14	5	0



## PCT 176

### DEM Commissioner of the General Land Office

Vote For 1

	TOTAL	VOTE %		Election Day	Early Voting	Ballot By Mail	Provision al
Jay Kleberg	25	56.82%	<div><div></div></div>	13	8	4	0
Sandragrace Martinez	19	43.18%	<div><div></div></div>	12	6	1	0
Total Votes Cast	44	100.00%	<div><div></div></div>	25	14	5	0
Overvotes	0			0	0	0	0
Undervotes	1			1	0	0	0
Contest Totals	45			26	14	5	0

### DEM County Chair

Vote For 1

	TOTAL	VOTE %		Election Day	Early Voting	Ballot By Mail	Provision al
Caroline Werner	24	55.81%	<div><div></div></div>	16	8	0	0
Mike Rawlins	19	44.19%	<div><div></div></div>	9	5	5	0
Total Votes Cast	43	100.00%	<div><div></div></div>	25	13	5	0
Overvotes	0			0	0	0	0
Undervotes	2			1	1	0	0
Contest Totals	45			26	14	5	0

## PCT 177

### Statistics

	TOTAL	Election Day	Early Voting	Ballot By Mail	Provisional
Registered Voters - Total	3,074				
Ballots Cast - Total	220	104	104	12	0
Ballots Cast - Republican	186	82	95	9	0
Ballots Cast - Democratic	34	22	9	3	0
Voter Turnout - Total	7.16%				

#### REP Attorney General

Vote For 1

	TOTAL	VOTE %		Election Day	Early Voting	Ballot By Mail	Provisional
George P. Bush	49	26.34%	<div><div></div></div>	22	24	3	0
Ken Paxton	137	73.66%	<div><div></div></div>	60	71	6	0
Total Votes Cast	186	100.00%	<div><div></div></div>	82	95	9	0
Overvotes	0			0	0	0	0
Undervotes	0			0	0	0	0
Contest Totals	186			82	95	9	0

#### REP Commissioner of the General Land Office

Vote For 1

	TOTAL	VOTE %		Election Day	Early Voting	Ballot By Mail	Provisional
Tim Westley	22	13.33%	<div><div></div></div>	13	9	0	0
Dawn Buckingham	143	86.67%	<div><div></div></div>	60	78	5	0
Total Votes Cast	165	100.00%	<div><div></div></div>	73	87	5	0
Overvotes	0			0	0	0	0
Undervotes	21			9	8	4	0
Contest Totals	186			82	95	9	0

#### REP Railroad Commissioner

Vote For 1

	TOTAL	VOTE %		Election Day	Early Voting	Ballot By Mail	Provisional
Sarah Stogner	51	30.54%	<div><div></div></div>	23	27	1	0
Wayne Christian	116	69.46%	<div><div></div></div>	51	60	5	0
Total Votes Cast	167	100.00%	<div><div></div></div>	74	87	6	0
Overvotes	0			0	0	0	0
Undervotes	19			8	8	3	0
Contest Totals	186			82	95	9	0

#### REP Judge, County Court at Law No. 5

Vote For 1

	TOTAL	VOTE %		Election Day	Early Voting	Ballot By Mail	Provisional
Randy Johnson	61	36.75%	<div><div></div></div>	37	22	2	0
Jimmy Angelino	105	63.25%	<div><div></div></div>	40	63	2	0
Total Votes Cast	166	100.00%	<div><div></div></div>	77	85	4	0
Overvotes	0			0	0	0	0
Undervotes	20			5	10	5	0
Contest Totals	186			82	95	9	0

## PCT 177

### REP District Clerk

Vote For 1

	TOTAL	VOTE %		Election Day	Early Voting	Ballot By Mail	Provision al
Mike Gould	58	37.18%	<div><div></div></div>	36	22	0	0
Lynne Finley	98	62.82%	<div><div></div></div>	37	58	3	0
Total Votes Cast	156	100.00%	<div><div></div></div>	73	80	3	0
Overvotes	0			0	0	0	0
Undervotes	30			9	15	6	0
Contest Totals	186			82	95	9	0

### REP Precinct Chair, Precinct 177

Vote For 1

	TOTAL	VOTE %		Election Day	Early Voting	Ballot By Mail	Provision al
Ginny Webb	127	85.23%	<div><div></div></div>	52	73	2	0
Magnolia Lee	4	2.68%	<div><div></div></div>	2	2	0	0
Roger Barone	18	12.08%	<div><div></div></div>	13	5	0	0
Total Votes Cast	149	100.00%	<div><div></div></div>	67	80	2	0
Overvotes	0			0	0	0	0
Undervotes	37			15	15	7	0
Contest Totals	186			82	95	9	0

### DEM Lieutenant Governor

Vote For 1

	TOTAL	VOTE %		Election Day	Early Voting	Ballot By Mail	Provision al
Michelle Beckley	11	32.35%	<div><div></div></div>	10	1	0	0
Mike Collier	23	67.65%	<div><div></div></div>	12	8	3	0
Total Votes Cast	34	100.00%	<div><div></div></div>	22	9	3	0
Overvotes	0			0	0	0	0
Undervotes	0			0	0	0	0
Contest Totals	34			22	9	3	0

### DEM Attorney General

Vote For 1

	TOTAL	VOTE %		Election Day	Early Voting	Ballot By Mail	Provision al
Rochelle Mercedes Garza	28	82.35%	<div><div></div></div>	19	8	1	0
Joe Jaworski	6	17.65%	<div><div></div></div>	3	1	2	0
Total Votes Cast	34	100.00%	<div><div></div></div>	22	9	3	0
Overvotes	0			0	0	0	0
Undervotes	0			0	0	0	0
Contest Totals	34			22	9	3	0

## PCT 177

### DEM Comptroller of Public Accounts

Vote For 1

	TOTAL	VOTE %		Election Day	Early Voting	Ballot By Mail	Provision al
Angel Luis Vega	9	26.47%	<div><div></div></div>	4	4	1	0
Janet T. Dudding	25	73.53%	<div><div></div></div>	18	5	2	0
Total Votes Cast	34	100.00%	<div><div></div></div>	22	9	3	0
Overvotes	0			0	0	0	0
Undervotes	0			0	0	0	0
Contest Totals	34			22	9	3	0

### DEM Commissioner of the General Land Office

Vote For 1

	TOTAL	VOTE %		Election Day	Early Voting	Ballot By Mail	Provision al
Jay Kleberg	22	64.71%	<div><div></div></div>	13	6	3	0
Sandragrace Martinez	12	35.29%	<div><div></div></div>	9	3	0	0
Total Votes Cast	34	100.00%	<div><div></div></div>	22	9	3	0
Overvotes	0			0	0	0	0
Undervotes	0			0	0	0	0
Contest Totals	34			22	9	3	0

### DEM County Chair

Vote For 1

	TOTAL	VOTE %		Election Day	Early Voting	Ballot By Mail	Provision al
Caroline Werner	15	46.88%	<div><div></div></div>	12	3	0	0
Mike Rawlins	17	53.12%	<div><div></div></div>	8	6	3	0
Total Votes Cast	32	100.00%	<div><div></div></div>	20	9	3	0
Overvotes	0			0	0	0	0
Undervotes	2			2	0	0	0
Contest Totals	34			22	9	3	0

## PCT 178

### Statistics

	TOTAL	Election Day	Early Voting	Ballot By Mail	Provisional
Registered Voters - Total	2,913				
Ballots Cast - Total	154	70	73	11	0
Ballots Cast - Republican	121	59	56	6	0
Ballots Cast - Democratic	33	11	17	5	0
Voter Turnout - Total	5.29%				

#### REP Attorney General

Vote For 1

	TOTAL	VOTE %		Election Day	Early Voting	Ballot By Mail	Provisional
George P. Bush	30	25.00%	<div><div></div></div>	14	14	2	0
Ken Paxton	90	75.00%	<div><div></div></div>	44	42	4	0
Total Votes Cast	120	100.00%	<div><div></div></div>	58	56	6	0
Overvotes	0			0	0	0	0
Undervotes	1			1	0	0	0
Contest Totals	121			59	56	6	0

#### REP Commissioner of the General Land Office

Vote For 1

	TOTAL	VOTE %		Election Day	Early Voting	Ballot By Mail	Provisional
Tim Westley	37	35.24%	<div><div></div></div>	16	19	2	0
Dawn Buckingham	68	64.76%	<div><div></div></div>	33	31	4	0
Total Votes Cast	105	100.00%	<div><div></div></div>	49	50	6	0
Overvotes	0			0	0	0	0
Undervotes	16			10	6	0	0
Contest Totals	121			59	56	6	0

#### REP Railroad Commissioner

Vote For 1

	TOTAL	VOTE %		Election Day	Early Voting	Ballot By Mail	Provisional
Sarah Stogner	33	30.00%	<div><div></div></div>	13	18	2	0
Wayne Christian	77	70.00%	<div><div></div></div>	39	34	4	0
Total Votes Cast	110	100.00%	<div><div></div></div>	52	52	6	0
Overvotes	0			0	0	0	0
Undervotes	11			7	4	0	0
Contest Totals	121			59	56	6	0

#### REP Judge, County Court at Law No. 5

Vote For 1

	TOTAL	VOTE %		Election Day	Early Voting	Ballot By Mail	Provisional
Randy Johnson	51	49.04%	<div><div></div></div>	21	28	2	0
Jimmy Angelino	53	50.96%	<div><div></div></div>	27	22	4	0
Total Votes Cast	104	100.00%	<div><div></div></div>	48	50	6	0
Overvotes	0			0	0	0	0
Undervotes	17			11	6	0	0
Contest Totals	121			59	56	6	0

Summary Results Report  
Primary Runoff  
May 24th, 2022

Final Results  
SOVC  
COLLIN COUNTY

## PCT 178

### REP District Clerk

Vote For 1

	TOTAL	VOTE %		Election Day	Early Voting	Ballot By Mail	Provisional
Mike Gould	62	60.19%	<div><div></div></div>	31	31	0	0
Lynne Finley	41	39.81%	<div><div></div></div>	18	17	6	0
Total Votes Cast	103	100.00%	<div><div></div></div>	49	48	6	0
Overvotes	0			0	0	0	0
Undervotes	18			10	8	0	0
Contest Totals	121			59	56	6	0

### DEM Lieutenant Governor

Vote For 1

	TOTAL	VOTE %		Election Day	Early Voting	Ballot By Mail	Provisional
Michelle Beckley	14	42.42%	<div><div></div></div>	6	7	1	0
Mike Collier	19	57.58%	<div><div></div></div>	5	10	4	0
Total Votes Cast	33	100.00%	<div><div></div></div>	11	17	5	0
Overvotes	0			0	0	0	0
Undervotes	0			0	0	0	0
Contest Totals	33			11	17	5	0

### DEM Attorney General

Vote For 1

	TOTAL	VOTE %		Election Day	Early Voting	Ballot By Mail	Provisional
Rochelle Mercedes Garza	26	78.79%	<div><div></div></div>	11	11	4	0
Joe Jaworski	7	21.21%	<div><div></div></div>	0	6	1	0
Total Votes Cast	33	100.00%	<div><div></div></div>	11	17	5	0
Overvotes	0			0	0	0	0
Undervotes	0			0	0	0	0
Contest Totals	33			11	17	5	0

### DEM Comptroller of Public Accounts

Vote For 1

	TOTAL	VOTE %		Election Day	Early Voting	Ballot By Mail	Provisional
Angel Luis Vega	10	30.30%	<div><div></div></div>	4	5	1	0
Janet T. Dudding	23	69.70%	<div><div></div></div>	7	12	4	0
Total Votes Cast	33	100.00%	<div><div></div></div>	11	17	5	0
Overvotes	0			0	0	0	0
Undervotes	0			0	0	0	0
Contest Totals	33			11	17	5	0

## PCT 178

### DEM Commissioner of the General Land Office

Vote For 1

	TOTAL	VOTE %		Election Day	Early Voting	Ballot By Mail	Provision al
Jay Kleberg	16	48.48%	<div><div></div></div>	6	7	3	0
Sandragrace Martinez	17	51.52%	<div><div></div></div>	5	10	2	0
Total Votes Cast	33	100.00%	<div><div></div></div>	11	17	5	0
Overvotes	0			0	0	0	0
Undervotes	0			0	0	0	0
Contest Totals	33			11	17	5	0

### DEM County Chair

Vote For 1

	TOTAL	VOTE %		Election Day	Early Voting	Ballot By Mail	Provision al
Caroline Werner	15	45.45%	<div><div></div></div>	5	9	1	0
Mike Rawlins	18	54.55%	<div><div></div></div>	6	8	4	0
Total Votes Cast	33	100.00%	<div><div></div></div>	11	17	5	0
Overvotes	0			0	0	0	0
Undervotes	0			0	0	0	0
Contest Totals	33			11	17	5	0

## PCT 179

### Statistics

	TOTAL	Election Day	Early Voting	Ballot By Mail	Provisional
Registered Voters - Total	4,630				
Ballots Cast - Total	921	330	463	124	4
Ballots Cast - Republican	807	300	406	97	4
Ballots Cast - Democratic	114	30	57	27	0
Voter Turnout - Total	19.89%				

### REP Attorney General

Vote For 1

	TOTAL	VOTE %		Election Day	Early Voting	Ballot By Mail	Provisional
George P. Bush	315	39.28%	<div><div></div></div>	98	164	50	3
Ken Paxton	487	60.72%	<div><div></div></div>	200	239	47	1
Total Votes Cast	802	100.00%	<div><div></div></div>	298	403	97	4
Overvotes	0			0	0	0	0
Undervotes	5			2	3	0	0
Contest Totals	807			300	406	97	4

### REP Commissioner of the General Land Office

Vote For 1

	TOTAL	VOTE %		Election Day	Early Voting	Ballot By Mail	Provisional
Tim Westley	166	23.68%	<div><div></div></div>	55	89	21	1
Dawn Buckingham	535	76.32%	<div><div></div></div>	201	270	61	3
Total Votes Cast	701	100.00%	<div><div></div></div>	256	359	82	4
Overvotes	0			0	0	0	0
Undervotes	106			44	47	15	0
Contest Totals	807			300	406	97	4

### REP Railroad Commissioner

Vote For 1

	TOTAL	VOTE %		Election Day	Early Voting	Ballot By Mail	Provisional
Sarah Stogner	331	44.02%	<div><div></div></div>	132	161	36	2
Wayne Christian	421	55.98%	<div><div></div></div>	147	224	48	2
Total Votes Cast	752	100.00%	<div><div></div></div>	279	385	84	4
Overvotes	0			0	0	0	0
Undervotes	55			21	21	13	0
Contest Totals	807			300	406	97	4

### REP Judge, County Court at Law No. 5

Vote For 1

	TOTAL	VOTE %		Election Day	Early Voting	Ballot By Mail	Provisional
Randy Johnson	389	57.37%	<div><div></div></div>	137	203	48	1
Jimmy Angelino	289	42.63%	<div><div></div></div>	103	148	36	2
Total Votes Cast	678	100.00%	<div><div></div></div>	240	351	84	3
Overvotes	0			0	0	0	0
Undervotes	129			60	55	13	1
Contest Totals	807			300	406	97	4



Summary Results Report  
Primary Runoff  
May 24th, 2022

Final Results  
SOVC  
COLLIN COUNTY

## PCT 179

### REP District Clerk

Vote For 1

	TOTAL	VOTE %		Election Day	Early Voting	Ballot By Mail	Provisional
Mike Gould	360	51.95%	<div><div></div></div>	132	187	37	4
Lynne Finley	333	48.05%	<div><div></div></div>	118	165	50	0
Total Votes Cast	693	100.00%	<div><div></div></div>	250	352	87	4
Overvotes	0			0	0	0	0
Undervotes	114			50	54	10	0
Contest Totals	807			300	406	97	4

### REP Constable, Precinct 1

Vote For 1

	TOTAL	VOTE %		Election Day	Early Voting	Ballot By Mail	Provisional
Cris Trevino	169	24.74%	<div><div></div></div>	67	80	22	0
Matt Carpenter	514	75.26%	<div><div></div></div>	181	267	63	3
Total Votes Cast	683	100.00%	<div><div></div></div>	248	347	85	3
Overvotes	0			0	0	0	0
Undervotes	124			52	59	12	1
Contest Totals	807			300	406	97	4

### DEM Lieutenant Governor

Vote For 1

	TOTAL	VOTE %		Election Day	Early Voting	Ballot By Mail	Provisional
Michelle Beckley	38	34.23%	<div><div></div></div>	7	21	10	0
Mike Collier	73	65.77%	<div><div></div></div>	20	36	17	0
Total Votes Cast	111	100.00%	<div><div></div></div>	27	57	27	0
Overvotes	0			0	0	0	0
Undervotes	3			3	0	0	0
Contest Totals	114			30	57	27	0

### DEM Attorney General

Vote For 1

	TOTAL	VOTE %		Election Day	Early Voting	Ballot By Mail	Provisional
Rochelle Mercedes Garza	54	47.79%	<div><div></div></div>	10	28	16	0
Joe Jaworski	59	52.21%	<div><div></div></div>	19	29	11	0
Total Votes Cast	113	100.00%	<div><div></div></div>	29	57	27	0
Overvotes	0			0	0	0	0
Undervotes	1			1	0	0	0
Contest Totals	114			30	57	27	0

## PCT 179

### DEM Comptroller of Public Accounts

Vote For 1

	TOTAL	VOTE %		Election Day	Early Voting	Ballot By Mail	Provision al
Angel Luis Vega	20	19.23%	<div><div></div></div>	3	10	7	0
Janet T. Dudding	84	80.77%	<div><div></div></div>	20	45	19	0
Total Votes Cast	104	100.00%	<div><div></div></div>	23	55	26	0
Overvotes	0			0	0	0	0
Undervotes	10			7	2	1	0
Contest Totals	114			30	57	27	0

### DEM Commissioner of the General Land Office

Vote For 1

	TOTAL	VOTE %		Election Day	Early Voting	Ballot By Mail	Provision al
Jay Kleberg	85	79.44%	<div><div></div></div>	23	42	20	0
Sandragrace Martinez	22	20.56%	<div><div></div></div>	4	14	4	0
Total Votes Cast	107	100.00%	<div><div></div></div>	27	56	24	0
Overvotes	0			0	0	0	0
Undervotes	7			3	1	3	0
Contest Totals	114			30	57	27	0

### DEM County Chair

Vote For 1

	TOTAL	VOTE %		Election Day	Early Voting	Ballot By Mail	Provision al
Caroline Werner	58	52.73%	<div><div></div></div>	14	32	12	0
Mike Rawlins	52	47.27%	<div><div></div></div>	13	24	15	0
Total Votes Cast	110	100.00%	<div><div></div></div>	27	56	27	0
Overvotes	0			0	0	0	0
Undervotes	4			3	1	0	0
Contest Totals	114			30	57	27	0

## PCT 180

### Statistics

	TOTAL	Election Day	Early Voting	Ballot By Mail	Provisional
Registered Voters - Total	3,187				
Ballots Cast - Total	240	100	134	6	0
Ballots Cast - Republican	178	75	101	2	0
Ballots Cast - Democratic	62	25	33	4	0
Voter Turnout - Total	7.53%				

### REP Attorney General

Vote For 1

	TOTAL	VOTE %		Election Day	Early Voting	Ballot By Mail	Provisional
George P. Bush	41	23.43%	<div><div></div></div>	21	19	1	0
Ken Paxton	134	76.57%	<div><div></div></div>	54	80	0	0
Total Votes Cast	175	100.00%	<div><div></div></div>	75	99	1	0
Overvotes	0			0	0	0	0
Undervotes	3			0	2	1	0
Contest Totals	178			75	101	2	0

### REP Commissioner of the General Land Office

Vote For 1

	TOTAL	VOTE %		Election Day	Early Voting	Ballot By Mail	Provisional
Tim Westley	47	29.75%	<div><div></div></div>	23	24	0	0
Dawn Buckingham	111	70.25%	<div><div></div></div>	40	70	1	0
Total Votes Cast	158	100.00%	<div><div></div></div>	63	94	1	0
Overvotes	0			0	0	0	0
Undervotes	20			12	7	1	0
Contest Totals	178			75	101	2	0

### REP Railroad Commissioner

Vote For 1

	TOTAL	VOTE %		Election Day	Early Voting	Ballot By Mail	Provisional
Sarah Stogner	59	36.42%	<div><div></div></div>	25	33	1	0
Wayne Christian	103	63.58%	<div><div></div></div>	42	61	0	0
Total Votes Cast	162	100.00%	<div><div></div></div>	67	94	1	0
Overvotes	0			0	0	0	0
Undervotes	16			8	7	1	0
Contest Totals	178			75	101	2	0

### REP State Representative, District 61

Vote For 1

	TOTAL	VOTE %		Election Day	Early Voting	Ballot By Mail	Provisional
Frederick Frazier	94	55.62%	<div><div></div></div>	37	56	1	0
Paul Chabot	75	44.38%	<div><div></div></div>	31	44	0	0
Total Votes Cast	169	100.00%	<div><div></div></div>	68	100	1	0
Overvotes	0			0	0	0	0
Undervotes	9			7	1	1	0
Contest Totals	178			75	101	2	0

## PCT 180

### REP Judge, County Court at Law No. 5

Vote For 1

	TOTAL	VOTE %		Election Day	Early Voting	Ballot By Mail	Provisional
Randy Johnson	82	55.41%	<div><div></div></div>	35	47	0	0
Jimmy Angelino	66	44.59%	<div><div></div></div>	25	40	1	0
Total Votes Cast	148	100.00%	<div><div></div></div>	60	87	1	0
Overvotes	0			0	0	0	0
Undervotes	30			15	14	1	0
Contest Totals	178			75	101	2	0

### REP District Clerk

Vote For 1

	TOTAL	VOTE %		Election Day	Early Voting	Ballot By Mail	Provisional
Mike Gould	89	59.73%	<div><div></div></div>	39	50	0	0
Lynne Finley	60	40.27%	<div><div></div></div>	20	39	1	0
Total Votes Cast	149	100.00%	<div><div></div></div>	59	89	1	0
Overvotes	0			0	0	0	0
Undervotes	29			16	12	1	0
Contest Totals	178			75	101	2	0

### DEM Lieutenant Governor

Vote For 1

	TOTAL	VOTE %		Election Day	Early Voting	Ballot By Mail	Provisional
Michelle Beckley	27	44.26%	<div><div></div></div>	11	15	1	0
Mike Collier	34	55.74%	<div><div></div></div>	14	17	3	0
Total Votes Cast	61	100.00%	<div><div></div></div>	25	32	4	0
Overvotes	0			0	0	0	0
Undervotes	1			0	1	0	0
Contest Totals	62			25	33	4	0

### DEM Attorney General

Vote For 1

	TOTAL	VOTE %		Election Day	Early Voting	Ballot By Mail	Provisional
Rochelle Mercedes Garza	42	68.85%	<div><div></div></div>	18	22	2	0
Joe Jaworski	19	31.15%	<div><div></div></div>	7	10	2	0
Total Votes Cast	61	100.00%	<div><div></div></div>	25	32	4	0
Overvotes	0			0	0	0	0
Undervotes	1			0	1	0	0
Contest Totals	62			25	33	4	0

## PCT 180

### DEM Comptroller of Public Accounts

Vote For 1

	TOTAL	VOTE %		Election Day	Early Voting	Ballot By Mail	Provision al
Angel Luis Vega	22	35.48%	<div><div></div></div>	8	14	0	0
Janet T. Dudding	40	64.52%	<div><div></div></div>	17	19	4	0
Total Votes Cast	62	100.00%	<div><div></div></div>	25	33	4	0
Overvotes	0			0	0	0	0
Undervotes	0			0	0	0	0
Contest Totals	62			25	33	4	0

### DEM Commissioner of the General Land Office

Vote For 1

	TOTAL	VOTE %		Election Day	Early Voting	Ballot By Mail	Provision al
Jay Kleberg	25	40.98%	<div><div></div></div>	12	11	2	0
Sandragrace Martinez	36	59.02%	<div><div></div></div>	13	21	2	0
Total Votes Cast	61	100.00%	<div><div></div></div>	25	32	4	0
Overvotes	0			0	0	0	0
Undervotes	1			0	1	0	0
Contest Totals	62			25	33	4	0

### DEM County Chair

Vote For 1

	TOTAL	VOTE %		Election Day	Early Voting	Ballot By Mail	Provision al
Caroline Werner	41	68.33%	<div><div></div></div>	19	20	2	0
Mike Rawlins	19	31.67%	<div><div></div></div>	5	12	2	0
Total Votes Cast	60	100.00%	<div><div></div></div>	24	32	4	0
Overvotes	0			0	0	0	0
Undervotes	2			1	1	0	0
Contest Totals	62			25	33	4	0

## PCT 181

### Statistics

	TOTAL	Election Day	Early Voting	Ballot By Mail	Provisional
Registered Voters - Total	2,463				
Ballots Cast - Total	138	59	67	12	0
Ballots Cast - Republican	112	51	51	10	0
Ballots Cast - Democratic	26	8	16	2	0
Voter Turnout - Total	5.60%				

### REP Attorney General

Vote For 1

	TOTAL	VOTE %		Election Day	Early Voting	Ballot By Mail	Provisional
George P. Bush	29	25.89%	<div><div></div></div>	11	15	3	0
Ken Paxton	83	74.11%	<div><div></div></div>	40	36	7	0
Total Votes Cast	112	100.00%	<div><div></div></div>	51	51	10	0
Overvotes	0			0	0	0	0
Undervotes	0			0	0	0	0
Contest Totals	112			51	51	10	0

### REP Commissioner of the General Land Office

Vote For 1

	TOTAL	VOTE %		Election Day	Early Voting	Ballot By Mail	Provisional
Tim Westley	24	23.30%	<div><div></div></div>	6	12	6	0
Dawn Buckingham	79	76.70%	<div><div></div></div>	40	35	4	0
Total Votes Cast	103	100.00%	<div><div></div></div>	46	47	10	0
Overvotes	0			0	0	0	0
Undervotes	9			5	4	0	0
Contest Totals	112			51	51	10	0

### REP Railroad Commissioner

Vote For 1

	TOTAL	VOTE %		Election Day	Early Voting	Ballot By Mail	Provisional
Sarah Stogner	35	32.41%	<div><div></div></div>	21	10	4	0
Wayne Christian	73	67.59%	<div><div></div></div>	28	39	6	0
Total Votes Cast	108	100.00%	<div><div></div></div>	49	49	10	0
Overvotes	0			0	0	0	0
Undervotes	4			2	2	0	0
Contest Totals	112			51	51	10	0

### REP Judge, County Court at Law No. 5

Vote For 1

	TOTAL	VOTE %		Election Day	Early Voting	Ballot By Mail	Provisional
Randy Johnson	66	67.35%	<div><div></div></div>	26	33	7	0
Jimmy Angelino	32	32.65%	<div><div></div></div>	16	13	3	0
Total Votes Cast	98	100.00%	<div><div></div></div>	42	46	10	0
Overvotes	0			0	0	0	0
Undervotes	14			9	5	0	0
Contest Totals	112			51	51	10	0

Summary Results Report  
Primary Runoff  
May 24th, 2022

Final Results  
SOVC  
COLLIN COUNTY

## PCT 181

### REP District Clerk

Vote For 1

	TOTAL	VOTE %		Election Day	Early Voting	Ballot By Mail	Provision al
Mike Gould	60	60.00%	<div><div></div></div>	27	28	5	0
Lynne Finley	40	40.00%	<div><div></div></div>	17	19	4	0
Total Votes Cast	100	100.00%	<div><div></div></div>	44	47	9	0
Overvotes	0			0	0	0	0
Undervotes	12			7	4	1	0
Contest Totals	112			51	51	10	0

### REP Constable, Precinct 1

Vote For 1

	TOTAL	VOTE %		Election Day	Early Voting	Ballot By Mail	Provision al
Cris Trevino	34	33.33%	<div><div></div></div>	20	11	3	0
Matt Carpenter	68	66.67%	<div><div></div></div>	24	37	7	0
Total Votes Cast	102	100.00%	<div><div></div></div>	44	48	10	0
Overvotes	0			0	0	0	0
Undervotes	10			7	3	0	0
Contest Totals	112			51	51	10	0

### DEM Lieutenant Governor

Vote For 1

	TOTAL	VOTE %		Election Day	Early Voting	Ballot By Mail	Provision al
Michelle Beckley	15	60.00%	<div><div></div></div>	5	8	2	0
Mike Collier	10	40.00%	<div><div></div></div>	2	8	0	0
Total Votes Cast	25	100.00%	<div><div></div></div>	7	16	2	0
Overvotes	0			0	0	0	0
Undervotes	1			1	0	0	0
Contest Totals	26			8	16	2	0

### DEM Attorney General

Vote For 1

	TOTAL	VOTE %		Election Day	Early Voting	Ballot By Mail	Provision al
Rochelle Mercedes Garza	18	69.23%	<div><div></div></div>	7	9	2	0
Joe Jaworski	8	30.77%	<div><div></div></div>	1	7	0	0
Total Votes Cast	26	100.00%	<div><div></div></div>	8	16	2	0
Overvotes	0			0	0	0	0
Undervotes	0			0	0	0	0
Contest Totals	26			8	16	2	0

## PCT 181

### DEM Comptroller of Public Accounts

Vote For 1

	TOTAL	VOTE %		Election Day	Early Voting	Ballot By Mail	Provision al
Angel Luis Vega	9	36.00%	<div><div></div></div>	3	6	0	0
Janet T. Dudding	16	64.00%	<div><div></div></div>	4	10	2	0
Total Votes Cast	25	100.00%	<div><div></div></div>	7	16	2	0
Overvotes	0			0	0	0	0
Undervotes	1			1	0	0	0
Contest Totals	26			8	16	2	0

### DEM Commissioner of the General Land Office

Vote For 1

	TOTAL	VOTE %		Election Day	Early Voting	Ballot By Mail	Provision al
Jay Kleberg	8	30.77%	<div><div></div></div>	1	7	0	0
Sandragrace Martinez	18	69.23%	<div><div></div></div>	7	9	2	0
Total Votes Cast	26	100.00%	<div><div></div></div>	8	16	2	0
Overvotes	0			0	0	0	0
Undervotes	0			0	0	0	0
Contest Totals	26			8	16	2	0

### DEM County Chair

Vote For 1

	TOTAL	VOTE %		Election Day	Early Voting	Ballot By Mail	Provision al
Caroline Werner	13	54.17%	<div><div></div></div>	2	10	1	0
Mike Rawlins	11	45.83%	<div><div></div></div>	4	6	1	0
Total Votes Cast	24	100.00%	<div><div></div></div>	6	16	2	0
Overvotes	0			0	0	0	0
Undervotes	2			2	0	0	0
Contest Totals	26			8	16	2	0



## PCT 182

### Statistics

	TOTAL	Election Day	Early Voting	Ballot By Mail	Provisional
Registered Voters - Total	3,790				
Ballots Cast - Total	307	129	152	26	0
Ballots Cast - Republican	220	93	111	16	0
Ballots Cast - Democratic	87	36	41	10	0
Voter Turnout - Total	8.10%				

#### REP Attorney General

Vote For 1

	TOTAL	VOTE %		Election Day	Early Voting	Ballot By Mail	Provisional
George P. Bush	76	35.19%	<div><div></div></div>	30	39	7	0
Ken Paxton	140	64.81%	<div><div></div></div>	62	70	8	0
Total Votes Cast	216	100.00%	<div><div></div></div>	92	109	15	0
Overvotes	0			0	0	0	0
Undervotes	4			1	2	1	0
Contest Totals	220			93	111	16	0

#### REP Commissioner of the General Land Office

Vote For 1

	TOTAL	VOTE %		Election Day	Early Voting	Ballot By Mail	Provisional
Tim Westley	48	24.49%	<div><div></div></div>	16	22	10	0
Dawn Buckingham	148	75.51%	<div><div></div></div>	68	78	2	0
Total Votes Cast	196	100.00%	<div><div></div></div>	84	100	12	0
Overvotes	0			0	0	0	0
Undervotes	24			9	11	4	0
Contest Totals	220			93	111	16	0

#### REP Railroad Commissioner

Vote For 1

	TOTAL	VOTE %		Election Day	Early Voting	Ballot By Mail	Provisional
Sarah Stogner	84	41.79%	<div><div></div></div>	38	44	2	0
Wayne Christian	117	58.21%	<div><div></div></div>	45	59	13	0
Total Votes Cast	201	100.00%	<div><div></div></div>	83	103	15	0
Overvotes	0			0	0	0	0
Undervotes	19			10	8	1	0
Contest Totals	220			93	111	16	0

#### REP Judge, County Court at Law No. 5

Vote For 1

	TOTAL	VOTE %		Election Day	Early Voting	Ballot By Mail	Provisional
Randy Johnson	120	62.18%	<div><div></div></div>	56	54	10	0
Jimmy Angelino	73	37.82%	<div><div></div></div>	28	42	3	0
Total Votes Cast	193	100.00%	<div><div></div></div>	84	96	13	0
Overvotes	0			0	0	0	0
Undervotes	27			9	15	3	0
Contest Totals	220			93	111	16	0

Summary Results Report  
Primary Runoff  
May 24th, 2022

Final Results  
SOVC  
COLLIN COUNTY

## PCT 182

### REP District Clerk

Vote For 1

	TOTAL	VOTE %		Election Day	Early Voting	Ballot By Mail	Provisional
Mike Gould	102	53.12%	<div><div></div></div>	36	57	9	0
Lynne Finley	90	46.88%	<div><div></div></div>	46	39	5	0
Total Votes Cast	192	100.00%	<div><div></div></div>	82	96	14	0
Overvotes	0			0	0	0	0
Undervotes	28			11	15	2	0
Contest Totals	220			93	111	16	0

### DEM Lieutenant Governor

Vote For 1

	TOTAL	VOTE %		Election Day	Early Voting	Ballot By Mail	Provisional
Michelle Beckley	28	32.56%	<div><div></div></div>	13	10	5	0
Mike Collier	58	67.44%	<div><div></div></div>	23	30	5	0
Total Votes Cast	86	100.00%	<div><div></div></div>	36	40	10	0
Overvotes	0			0	0	0	0
Undervotes	1			0	1	0	0
Contest Totals	87			36	41	10	0

### DEM Attorney General

Vote For 1

	TOTAL	VOTE %		Election Day	Early Voting	Ballot By Mail	Provisional
Rochelle Mercedes Garza	47	56.63%	<div><div></div></div>	24	17	6	0
Joe Jaworski	36	43.37%	<div><div></div></div>	11	21	4	0
Total Votes Cast	83	100.00%	<div><div></div></div>	35	38	10	0
Overvotes	0			0	0	0	0
Undervotes	4			1	3	0	0
Contest Totals	87			36	41	10	0

### DEM Comptroller of Public Accounts

Vote For 1

	TOTAL	VOTE %		Election Day	Early Voting	Ballot By Mail	Provisional
Angel Luis Vega	24	31.58%	<div><div></div></div>	12	9	3	0
Janet T. Dudding	52	68.42%	<div><div></div></div>	20	26	6	0
Total Votes Cast	76	100.00%	<div><div></div></div>	32	35	9	0
Overvotes	0			0	0	0	0
Undervotes	11			4	6	1	0
Contest Totals	87			36	41	10	0

## PCT 182

### DEM Commissioner of the General Land Office

Vote For 1

	TOTAL	VOTE %		Election Day	Early Voting	Ballot By Mail	Provision al
Jay Kleberg	52	65.82%	<div><div></div></div>	17	30	5	0
Sandragrace Martinez	27	34.18%	<div><div></div></div>	14	9	4	0
Total Votes Cast	79	100.00%	<div><div></div></div>	31	39	9	0
Overvotes	0			0	0	0	0
Undervotes	8			5	2	1	0
Contest Totals	87			36	41	10	0

### DEM County Chair

Vote For 1

	TOTAL	VOTE %		Election Day	Early Voting	Ballot By Mail	Provision al
Caroline Werner	50	63.29%	<div><div></div></div>	24	21	5	0
Mike Rawlins	29	36.71%	<div><div></div></div>	10	15	4	0
Total Votes Cast	79	100.00%	<div><div></div></div>	34	36	9	0
Overvotes	0			0	0	0	0
Undervotes	8			2	5	1	0
Contest Totals	87			36	41	10	0

## PCT 183

### Statistics

	TOTAL	Election Day	Early Voting	Ballot By Mail	Provisional
Registered Voters - Total	114				
Ballots Cast - Total	7	4	1	2	0
Ballots Cast - Republican	6	3	1	2	0
Ballots Cast - Democratic	1	1	0	0	0
Voter Turnout - Total	6.14%				

#### REP Attorney General

Vote For 1

	TOTAL	VOTE %		Election Day	Early Voting	Ballot By Mail	Provisional
George P. Bush	3	50.00%	<div><div></div></div>	0	1	2	0
Ken Paxton	3	50.00%	<div><div></div></div>	3	0	0	0
Total Votes Cast	6	100.00%	<div><div></div></div>	3	1	2	0
Overvotes	0			0	0	0	0
Undervotes	0			0	0	0	0
Contest Totals	6			3	1	2	0

#### REP Commissioner of the General Land Office

Vote For 1

	TOTAL	VOTE %		Election Day	Early Voting	Ballot By Mail	Provisional
Tim Westley	1	20.00%	<div><div></div></div>	1	0	0	0
Dawn Buckingham	4	80.00%	<div><div></div></div>	2	1	1	0
Total Votes Cast	5	100.00%	<div><div></div></div>	3	1	1	0
Overvotes	0			0	0	0	0
Undervotes	1			0	0	1	0
Contest Totals	6			3	1	2	0

#### REP Railroad Commissioner

Vote For 1

	TOTAL	VOTE %		Election Day	Early Voting	Ballot By Mail	Provisional
Sarah Stogner	3	60.00%	<div><div></div></div>	2	1	0	0
Wayne Christian	2	40.00%	<div><div></div></div>	1	0	1	0
Total Votes Cast	5	100.00%	<div><div></div></div>	3	1	1	0
Overvotes	0			0	0	0	0
Undervotes	1			0	0	1	0
Contest Totals	6			3	1	2	0

#### REP Judge, County Court at Law No. 5

Vote For 1

	TOTAL	VOTE %		Election Day	Early Voting	Ballot By Mail	Provisional
Randy Johnson	3	75.00%	<div><div></div></div>	3	0	0	0
Jimmy Angelino	1	25.00%	<div><div></div></div>	0	1	0	0
Total Votes Cast	4	100.00%	<div><div></div></div>	3	1	0	0
Overvotes	0			0	0	0	0
Undervotes	2			0	0	2	0
Contest Totals	6			3	1	2	0

## PCT 183

### REP District Clerk

Vote For 1

	TOTAL	VOTE %		Election Day	Early Voting	Ballot By Mail	Provision al
Mike Gould	0	0.00%	<div></div>	0	0	0	0
Lynne Finley	4	100.00%	<div></div>	3	1	0	0
Total Votes Cast	4	100.00%	<div></div>	3	1	0	0
Overvotes	0			0	0	0	0
Undervotes	2			0	0	2	0
Contest Totals	6			3	1	2	0

### REP Constable, Precinct 1

Vote For 1

	TOTAL	VOTE %		Election Day	Early Voting	Ballot By Mail	Provision al
Cris Trevino	2	50.00%	<div></div>	1	1	0	0
Matt Carpenter	2	50.00%	<div></div>	2	0	0	0
Total Votes Cast	4	100.00%	<div></div>	3	1	0	0
Overvotes	0			0	0	0	0
Undervotes	2			0	0	2	0
Contest Totals	6			3	1	2	0

### DEM Lieutenant Governor

Vote For 1

	TOTAL	VOTE %		Election Day	Early Voting	Ballot By Mail	Provision al
Michelle Beckley	1	100.00%	<div></div>	1	0	0	0
Mike Collier	0	0.00%	<div></div>	0	0	0	0
Total Votes Cast	1	100.00%	<div></div>	1	0	0	0
Overvotes	0			0	0	0	0
Undervotes	0			0	0	0	0
Contest Totals	1			1	0	0	0

### DEM Attorney General

Vote For 1

	TOTAL	VOTE %		Election Day	Early Voting	Ballot By Mail	Provision al
Rochelle Mercedes Garza	1	100.00%	<div></div>	1	0	0	0
Joe Jaworski	0	0.00%	<div></div>	0	0	0	0
Total Votes Cast	1	100.00%	<div></div>	1	0	0	0
Overvotes	0			0	0	0	0
Undervotes	0			0	0	0	0
Contest Totals	1			1	0	0	0

## PCT 183

### DEM Comptroller of Public Accounts

Vote For 1

	TOTAL	VOTE %		Election Day	Early Voting	Ballot By Mail	Provision al
Angel Luis Vega	1	100.00%	<div></div>	1	0	0	0
Janet T. Dudding	0	0.00%	<div></div>	0	0	0	0
Total Votes Cast	1	100.00%	<div></div>	1	0	0	0
Overvotes	0			0	0	0	0
Undervotes	0			0	0	0	0
Contest Totals	1			1	0	0	0

### DEM Commissioner of the General Land Office

Vote For 1

	TOTAL	VOTE %		Election Day	Early Voting	Ballot By Mail	Provision al
Jay Kleberg	0	0.00%	<div></div>	0	0	0	0
Sandragrace Martinez	1	100.00%	<div></div>	1	0	0	0
Total Votes Cast	1	100.00%	<div></div>	1	0	0	0
Overvotes	0			0	0	0	0
Undervotes	0			0	0	0	0
Contest Totals	1			1	0	0	0

### DEM County Chair

Vote For 1

	TOTAL	VOTE %		Election Day	Early Voting	Ballot By Mail	Provision al
Caroline Werner	1	100.00%	<div></div>	1	0	0	0
Mike Rawlins	0	0.00%	<div></div>	0	0	0	0
Total Votes Cast	1	100.00%	<div></div>	1	0	0	0
Overvotes	0			0	0	0	0
Undervotes	0			0	0	0	0
Contest Totals	1			1	0	0	0




## PCT 184

### Statistics

	TOTAL	Election Day	Early Voting	Ballot By Mail	Provisional
Registered Voters - Total	3,138				
Ballots Cast - Total	99	48	36	15	0
Ballots Cast - Republican	70	37	25	8	0
Ballots Cast - Democratic	29	11	11	7	0
Voter Turnout - Total	3.15%				




#### REP Attorney General

Vote For 1

	TOTAL	VOTE %	Election Day	Early Voting	Ballot By Mail	Provisional
George P. Bush	24	34.29% 	10	11	3	0
Ken Paxton	46	65.71% 	27	14	5	0
Total Votes Cast	70	100.00% 	37	25	8	0
Overvotes	0		0	0	0	0
Undervotes	0		0	0	0	0
Contest Totals	70		37	25	8	0




#### REP Commissioner of the General Land Office

Vote For 1

	TOTAL	VOTE %	Election Day	Early Voting	Ballot By Mail	Provisional
Tim Westley	13	20.31% 	11	1	1	0
Dawn Buckingham	51	79.69% 	20	24	7	0
Total Votes Cast	64	100.00% 	31	25	8	0
Overvotes	0		0	0	0	0
Undervotes	6		6	0	0	0
Contest Totals	70		37	25	8	0




#### REP Railroad Commissioner

Vote For 1

	TOTAL	VOTE %	Election Day	Early Voting	Ballot By Mail	Provisional
Sarah Stogner	23	34.33% 	12	10	1	0
Wayne Christian	44	65.67% 	22	15	7	0
Total Votes Cast	67	100.00% 	34	25	8	0
Overvotes	0		0	0	0	0
Undervotes	3		3	0	0	0
Contest Totals	70		37	25	8	0

#### REP Judge, County Court at Law No. 5

Vote For 1

	TOTAL	VOTE %	Election Day	Early Voting	Ballot By Mail	Provisional
Randy Johnson	44	68.75% 	25	16	3	0
Jimmy Angelino	20	31.25% 	7	8	5	0
Total Votes Cast	64	100.00% 	32	24	8	0
Overvotes	0		0	0	0	0
Undervotes	6		5	1	0	0
Contest Totals	70		37	25	8	0

Summary Results Report  
Primary Runoff  
May 24th, 2022

Final Results  
SOVC  
COLLIN COUNTY

## PCT 184

### REP District Clerk

Vote For 1

	TOTAL	VOTE %		Election Day	Early Voting	Ballot By Mail	Provisional
Mike Gould	28	43.75%	<div><div></div></div>	16	7	5	0
Lynne Finley	36	56.25%	<div><div></div></div>	15	18	3	0
Total Votes Cast	64	100.00%	<div><div></div></div>	31	25	8	0
Overvotes	0			0	0	0	0
Undervotes	6			6	0	0	0
Contest Totals	70			37	25	8	0

### DEM Lieutenant Governor

Vote For 1

	TOTAL	VOTE %		Election Day	Early Voting	Ballot By Mail	Provisional
Michelle Beckley	13	44.83%	<div><div></div></div>	5	5	3	0
Mike Collier	16	55.17%	<div><div></div></div>	6	6	4	0
Total Votes Cast	29	100.00%	<div><div></div></div>	11	11	7	0
Overvotes	0			0	0	0	0
Undervotes	0			0	0	0	0
Contest Totals	29			11	11	7	0

### DEM Attorney General

Vote For 1

	TOTAL	VOTE %		Election Day	Early Voting	Ballot By Mail	Provisional
Rochelle Mercedes Garza	17	58.62%	<div><div></div></div>	8	5	4	0
Joe Jaworski	12	41.38%	<div><div></div></div>	3	6	3	0
Total Votes Cast	29	100.00%	<div><div></div></div>	11	11	7	0
Overvotes	0			0	0	0	0
Undervotes	0			0	0	0	0
Contest Totals	29			11	11	7	0

### DEM Comptroller of Public Accounts

Vote For 1

	TOTAL	VOTE %		Election Day	Early Voting	Ballot By Mail	Provisional
Angel Luis Vega	9	32.14%	<div><div></div></div>	4	3	2	0
Janet T. Dudding	19	67.86%	<div><div></div></div>	7	7	5	0
Total Votes Cast	28	100.00%	<div><div></div></div>	11	10	7	0
Overvotes	0			0	0	0	0
Undervotes	1			0	1	0	0
Contest Totals	29			11	11	7	0



## PCT 184

### DEM Commissioner of the General Land Office

Vote For 1

	TOTAL	VOTE %		Election Day	Early Voting	Ballot By Mail	Provision al
Jay Kleberg	18	64.29%	<div><div></div></div>	7	8	3	0
Sandragrace Martinez	10	35.71%	<div><div></div></div>	4	2	4	0
Total Votes Cast	28	100.00%	<div><div></div></div>	11	10	7	0
Overvotes	0			0	0	0	0
Undervotes	1			0	1	0	0
Contest Totals	29			11	11	7	0

### DEM County Chair

Vote For 1

	TOTAL	VOTE %		Election Day	Early Voting	Ballot By Mail	Provision al
Caroline Werner	14	51.85%	<div><div></div></div>	5	7	2	0
Mike Rawlins	13	48.15%	<div><div></div></div>	6	4	3	0
Total Votes Cast	27	100.00%	<div><div></div></div>	11	11	5	0
Overvotes	0			0	0	0	0
Undervotes	2			0	0	2	0
Contest Totals	29			11	11	7	0

## PCT 185

### Statistics

	TOTAL	Election Day	Early Voting	Ballot By Mail	Provisional
Registered Voters - Total	48				
Ballots Cast - Total	2	2	0	0	0
Ballots Cast - Republican	2	2	0	0	0
Ballots Cast - Democratic	0	0	0	0	0
Voter Turnout - Total	4.17%				

#### REP Attorney General

Vote For 1

	TOTAL	VOTE %		Election Day	Early Voting	Ballot By Mail	Provisional
George P. Bush	0	0.00%	<div></div>	0	0	0	0
Ken Paxton	2	100.00%	<div></div>	2	0	0	0
Total Votes Cast	2	100.00%	<div></div>	2	0	0	0
Overvotes	0			0	0	0	0
Undervotes	0			0	0	0	0
Contest Totals	2			2	0	0	0

#### REP Commissioner of the General Land Office

Vote For 1

	TOTAL	VOTE %		Election Day	Early Voting	Ballot By Mail	Provisional
Tim Westley	1	100.00%	<div></div>	1	0	0	0
Dawn Buckingham	0	0.00%	<div></div>	0	0	0	0
Total Votes Cast	1	100.00%	<div></div>	1	0	0	0
Overvotes	0			0	0	0	0
Undervotes	1			1	0	0	0
Contest Totals	2			2	0	0	0

#### REP Railroad Commissioner

Vote For 1

	TOTAL	VOTE %		Election Day	Early Voting	Ballot By Mail	Provisional
Sarah Stogner	0	0.00%	<div></div>	0	0	0	0
Wayne Christian	1	100.00%	<div></div>	1	0	0	0
Total Votes Cast	1	100.00%	<div></div>	1	0	0	0
Overvotes	0			0	0	0	0
Undervotes	1			1	0	0	0
Contest Totals	2			2	0	0	0

#### REP Judge, County Court at Law No. 5

Vote For 1

	TOTAL	VOTE %		Election Day	Early Voting	Ballot By Mail	Provisional
Randy Johnson	1	100.00%	<div></div>	1	0	0	0
Jimmy Angelino	0	0.00%	<div></div>	0	0	0	0
Total Votes Cast	1	100.00%	<div></div>	1	0	0	0
Overvotes	0			0	0	0	0
Undervotes	1			1	0	0	0
Contest Totals	2			2	0	0	0

Summary Results Report  
Primary Runoff  
May 24th, 2022

Final Results  
SOVC  
COLLIN COUNTY

## PCT 185

### REP District Clerk

Vote For 1

	TOTAL	VOTE %		Election Day	Early Voting	Ballot By Mail	Provision al
Mike Gould	1	100.00%	<div></div>	1	0	0	0
Lynne Finley	0	0.00%	<div></div>	0	0	0	0
Total Votes Cast	1	100.00%	<div></div>	1	0	0	0
Overvotes	0			0	0	0	0
Undervotes	1			1	0	0	0
Contest Totals	2			2	0	0	0

### REP Constable, Precinct 1

Vote For 1

	TOTAL	VOTE %		Election Day	Early Voting	Ballot By Mail	Provision al
Cris Trevino	0	0.00%	<div></div>	0	0	0	0
Matt Carpenter	1	100.00%	<div></div>	1	0	0	0
Total Votes Cast	1	100.00%	<div></div>	1	0	0	0
Overvotes	0			0	0	0	0
Undervotes	1			1	0	0	0
Contest Totals	2			2	0	0	0

### DEM Lieutenant Governor

Vote For 1

	TOTAL	VOTE %		Election Day	Early Voting	Ballot By Mail	Provision al
Michelle Beckley	0			0	0	0	0
Mike Collier	0			0	0	0	0
Total Votes Cast	0			0	0	0	0
Overvotes	0			0	0	0	0
Undervotes	0			0	0	0	0
Contest Totals	0			0	0	0	0

### DEM Attorney General

Vote For 1

	TOTAL	VOTE %		Election Day	Early Voting	Ballot By Mail	Provision al
Rochelle Mercedes Garza	0			0	0	0	0
Joe Jaworski	0			0	0	0	0
Total Votes Cast	0			0	0	0	0
Overvotes	0			0	0	0	0
Undervotes	0			0	0	0	0
Contest Totals	0			0	0	0	0

## PCT 185

### DEM Comptroller of Public Accounts

Vote For 1

	TOTAL	VOTE %	Election Day	Early Voting	Ballot By Mail	Provision al
Angel Luis Vega	0		0	0	0	0
Janet T. Dudding	0		0	0	0	0
Total Votes Cast	0		0	0	0	0
Overvotes	0		0	0	0	0
Undervotes	0		0	0	0	0
Contest Totals	0		0	0	0	0

### DEM Commissioner of the General Land Office

Vote For 1

	TOTAL	VOTE %	Election Day	Early Voting	Ballot By Mail	Provision al
Jay Kleberg	0		0	0	0	0
Sandragrace Martinez	0		0	0	0	0
Total Votes Cast	0		0	0	0	0
Overvotes	0		0	0	0	0
Undervotes	0		0	0	0	0
Contest Totals	0		0	0	0	0

### DEM County Chair

Vote For 1

	TOTAL	VOTE %	Election Day	Early Voting	Ballot By Mail	Provision al
Caroline Werner	0		0	0	0	0
Mike Rawlins	0		0	0	0	0
Total Votes Cast	0		0	0	0	0
Overvotes	0		0	0	0	0
Undervotes	0		0	0	0	0
Contest Totals	0		0	0	0	0

## PCT 186

### Statistics

	TOTAL	Election Day	Early Voting	Ballot By Mail	Provisional
Registered Voters - Total	145				
Ballots Cast - Total	7	3	3	1	0
Ballots Cast - Republican	5	3	2	0	0
Ballots Cast - Democratic	2	0	1	1	0
Voter Turnout - Total	4.83%				

### REP Attorney General

Vote For 1

	TOTAL	VOTE %		Election Day	Early Voting	Ballot By Mail	Provisional
George P. Bush	1	20.00%	<div><div></div></div>	1	0	0	0
Ken Paxton	4	80.00%	<div><div></div></div>	2	2	0	0
Total Votes Cast	5	100.00%	<div><div></div></div>	3	2	0	0
Overvotes	0			0	0	0	0
Undervotes	0			0	0	0	0
Contest Totals	5			3	2	0	0

### REP Commissioner of the General Land Office

Vote For 1

	TOTAL	VOTE %		Election Day	Early Voting	Ballot By Mail	Provisional
Tim Westley	2	40.00%	<div><div></div></div>	2	0	0	0
Dawn Buckingham	3	60.00%	<div><div></div></div>	1	2	0	0
Total Votes Cast	5	100.00%	<div><div></div></div>	3	2	0	0
Overvotes	0			0	0	0	0
Undervotes	0			0	0	0	0
Contest Totals	5			3	2	0	0

### REP Railroad Commissioner

Vote For 1

	TOTAL	VOTE %		Election Day	Early Voting	Ballot By Mail	Provisional
Sarah Stogner	1	20.00%	<div><div></div></div>	1	0	0	0
Wayne Christian	4	80.00%	<div><div></div></div>	2	2	0	0
Total Votes Cast	5	100.00%	<div><div></div></div>	3	2	0	0
Overvotes	0			0	0	0	0
Undervotes	0			0	0	0	0
Contest Totals	5			3	2	0	0

### REP Judge, County Court at Law No. 5

Vote For 1

	TOTAL	VOTE %		Election Day	Early Voting	Ballot By Mail	Provisional
Randy Johnson	3	60.00%	<div><div></div></div>	1	2	0	0
Jimmy Angelino	2	40.00%	<div><div></div></div>	2	0	0	0
Total Votes Cast	5	100.00%	<div><div></div></div>	3	2	0	0
Overvotes	0			0	0	0	0
Undervotes	0			0	0	0	0
Contest Totals	5			3	2	0	0

Summary Results Report  
Primary Runoff  
May 24th, 2022

Final Results  
SOVC  
COLLIN COUNTY

## PCT 186

### REP District Clerk

Vote For 1

	TOTAL	VOTE %		Election Day	Early Voting	Ballot By Mail	Provision al
Mike Gould	1	20.00%	<div><div></div></div>	1	0	0	0
Lynne Finley	4	80.00%	<div><div></div></div>	2	2	0	0
Total Votes Cast	5	100.00%	<div><div></div></div>	3	2	0	0
Overvotes	0			0	0	0	0
Undervotes	0			0	0	0	0
Contest Totals	5			3	2	0	0

### DEM Lieutenant Governor

Vote For 1

	TOTAL	VOTE %		Election Day	Early Voting	Ballot By Mail	Provision al
Michelle Beckley	1	50.00%	<div><div></div></div>	0	1	0	0
Mike Collier	1	50.00%	<div><div></div></div>	0	0	1	0
Total Votes Cast	2	100.00%	<div><div></div></div>	0	1	1	0
Overvotes	0			0	0	0	0
Undervotes	0			0	0	0	0
Contest Totals	2			0	1	1	0

### DEM Attorney General

Vote For 1

	TOTAL	VOTE %		Election Day	Early Voting	Ballot By Mail	Provision al
Rochelle Mercedes Garza	1	50.00%	<div><div></div></div>	0	1	0	0
Joe Jaworski	1	50.00%	<div><div></div></div>	0	0	1	0
Total Votes Cast	2	100.00%	<div><div></div></div>	0	1	1	0
Overvotes	0			0	0	0	0
Undervotes	0			0	0	0	0
Contest Totals	2			0	1	1	0

### DEM Comptroller of Public Accounts

Vote For 1

	TOTAL	VOTE %		Election Day	Early Voting	Ballot By Mail	Provision al
Angel Luis Vega	2	100.00%	<div><div></div></div>	0	1	1	0
Janet T. Dudding	0	0.00%	<div><div></div></div>	0	0	0	0
Total Votes Cast	2	100.00%	<div><div></div></div>	0	1	1	0
Overvotes	0			0	0	0	0
Undervotes	0			0	0	0	0
Contest Totals	2			0	1	1	0

## PCT 186

### DEM Commissioner of the General Land Office

Vote For 1

	TOTAL	VOTE %		Election Day	Early Voting	Ballot By Mail	Provision al
Jay Kleberg	1	50.00%	<div><div></div></div>	0	0	1	0
Sandragrace Martinez	1	50.00%	<div><div></div></div>	0	1	0	0
Total Votes Cast	2	100.00%	<div><div></div></div>	0	1	1	0
Overvotes	0			0	0	0	0
Undervotes	0			0	0	0	0
Contest Totals	2			0	1	1	0

### DEM County Chair

Vote For 1

	TOTAL	VOTE %		Election Day	Early Voting	Ballot By Mail	Provision al
Caroline Werner	1	50.00%	<div><div></div></div>	0	1	0	0
Mike Rawlins	1	50.00%	<div><div></div></div>	0	0	1	0
Total Votes Cast	2	100.00%	<div><div></div></div>	0	1	1	0
Overvotes	0			0	0	0	0
Undervotes	0			0	0	0	0
Contest Totals	2			0	1	1	0

Summary Results Report  
Primary Runoff  
May 24th, 2022

Final Results  
SOVC  
COLLIN COUNTY

## PCT 187

### Statistics

	TOTAL	Election Day	Early Voting	Ballot By Mail	Provisional
Registered Voters - Total	559				
Ballots Cast - Total	36	20	13	3	0
Ballots Cast - Republican	32	19	11	2	0
Ballots Cast - Democratic	4	1	2	1	0
Voter Turnout - Total	6.44%				

#### REP Attorney General

Vote For 1

	TOTAL	VOTE %		Election Day	Early Voting	Ballot By Mail	Provisional
George P. Bush	9	28.12%	<div><div></div></div>	7	2	0	0
Ken Paxton	23	71.88%	<div><div></div></div>	12	9	2	0
Total Votes Cast	32	100.00%	<div><div></div></div>	19	11	2	0
Overvotes	0			0	0	0	0
Undervotes	0			0	0	0	0
Contest Totals	32			19	11	2	0

#### REP Commissioner of the General Land Office

Vote For 1

	TOTAL	VOTE %		Election Day	Early Voting	Ballot By Mail	Provisional
Tim Westley	6	19.35%	<div><div></div></div>	5	1	0	0
Dawn Buckingham	25	80.65%	<div><div></div></div>	13	10	2	0
Total Votes Cast	31	100.00%	<div><div></div></div>	18	11	2	0
Overvotes	0			0	0	0	0
Undervotes	1			1	0	0	0
Contest Totals	32			19	11	2	0

#### REP Railroad Commissioner

Vote For 1

	TOTAL	VOTE %		Election Day	Early Voting	Ballot By Mail	Provisional
Sarah Stogner	13	43.33%	<div><div></div></div>	9	4	0	0
Wayne Christian	17	56.67%	<div><div></div></div>	8	7	2	0
Total Votes Cast	30	100.00%	<div><div></div></div>	17	11	2	0
Overvotes	0			0	0	0	0
Undervotes	2			2	0	0	0
Contest Totals	32			19	11	2	0

#### REP Judge, County Court at Law No. 5

Vote For 1

	TOTAL	VOTE %		Election Day	Early Voting	Ballot By Mail	Provisional
Randy Johnson	21	72.41%	<div><div></div></div>	14	6	1	0
Jimmy Angelino	8	27.59%	<div><div></div></div>	3	5	0	0
Total Votes Cast	29	100.00%	<div><div></div></div>	17	11	1	0
Overvotes	0			0	0	0	0
Undervotes	3			2	0	1	0
Contest Totals	32			19	11	2	0



Summary Results Report  
Primary Runoff  
May 24th, 2022

Final Results  
SOVC  
COLLIN COUNTY

## PCT 187

### REP District Clerk

Vote For 1

	TOTAL	VOTE %		Election Day	Early Voting	Ballot By Mail	Provision al
Mike Gould	15	55.56%	<div><div></div></div>	10	5	0	0
Lynne Finley	12	44.44%	<div><div></div></div>	6	5	1	0
Total Votes Cast	27	100.00%	<div><div></div></div>	16	10	1	0
Overvotes	0			0	0	0	0
Undervotes	5			3	1	1	0
Contest Totals	32			19	11	2	0

### DEM Lieutenant Governor

Vote For 1

	TOTAL	VOTE %		Election Day	Early Voting	Ballot By Mail	Provision al
Michelle Beckley	0	0.00%	<div><div></div></div>	0	0	0	0
Mike Collier	4	100.00%	<div><div></div></div>	1	2	1	0
Total Votes Cast	4	100.00%	<div><div></div></div>	1	2	1	0
Overvotes	0			0	0	0	0
Undervotes	0			0	0	0	0
Contest Totals	4			1	2	1	0

### DEM Attorney General

Vote For 1

	TOTAL	VOTE %		Election Day	Early Voting	Ballot By Mail	Provision al
Rochelle Mercedes Garza	0	0.00%	<div><div></div></div>	0	0	0	0
Joe Jaworski	4	100.00%	<div><div></div></div>	1	2	1	0
Total Votes Cast	4	100.00%	<div><div></div></div>	1	2	1	0
Overvotes	0			0	0	0	0
Undervotes	0			0	0	0	0
Contest Totals	4			1	2	1	0

### DEM Comptroller of Public Accounts

Vote For 1

	TOTAL	VOTE %		Election Day	Early Voting	Ballot By Mail	Provision al
Angel Luis Vega	2	50.00%	<div><div></div></div>	0	2	0	0
Janet T. Dudding	2	50.00%	<div><div></div></div>	1	0	1	0
Total Votes Cast	4	100.00%	<div><div></div></div>	1	2	1	0
Overvotes	0			0	0	0	0
Undervotes	0			0	0	0	0
Contest Totals	4			1	2	1	0

## PCT 187

### DEM Commissioner of the General Land Office

Vote For 1

	TOTAL	VOTE %		Election Day	Early Voting	Ballot By Mail	Provision al
Jay Kleberg	4	100.00%	<div></div>	1	2	1	0
Sandragrace Martinez	0	0.00%	<div></div>	0	0	0	0
Total Votes Cast	4	100.00%	<div></div>	1	2	1	0
Overvotes	0			0	0	0	0
Undervotes	0			0	0	0	0
Contest Totals	4			1	2	1	0

### DEM County Chair

Vote For 1

	TOTAL	VOTE %		Election Day	Early Voting	Ballot By Mail	Provision al
Caroline Werner	0	0.00%	<div></div>	0	0	0	0
Mike Rawlins	4	100.00%	<div></div>	1	2	1	0
Total Votes Cast	4	100.00%	<div></div>	1	2	1	0
Overvotes	0			0	0	0	0
Undervotes	0			0	0	0	0
Contest Totals	4			1	2	1	0

## PCT 188

### Statistics

	TOTAL	Election Day	Early Voting	Ballot By Mail	Provisional
Registered Voters - Total	66				
Ballots Cast - Total	9	3	6	0	0
Ballots Cast - Republican	9	3	6	0	0
Ballots Cast - Democratic	0	0	0	0	0
Voter Turnout - Total	13.64%				

#### REP Attorney General

Vote For 1

	TOTAL	VOTE %		Election Day	Early Voting	Ballot By Mail	Provisional
George P. Bush	1	11.11%	<div><div></div></div>	1	0	0	0
Ken Paxton	8	88.89%	<div><div></div></div>	2	6	0	0
Total Votes Cast	9	100.00%	<div><div></div></div>	3	6	0	0
Overvotes	0			0	0	0	0
Undervotes	0			0	0	0	0
Contest Totals	9			3	6	0	0

#### REP Commissioner of the General Land Office

Vote For 1

	TOTAL	VOTE %		Election Day	Early Voting	Ballot By Mail	Provisional
Tim Westley	1	11.11%	<div><div></div></div>	0	1	0	0
Dawn Buckingham	8	88.89%	<div><div></div></div>	3	5	0	0
Total Votes Cast	9	100.00%	<div><div></div></div>	3	6	0	0
Overvotes	0			0	0	0	0
Undervotes	0			0	0	0	0
Contest Totals	9			3	6	0	0

#### REP Railroad Commissioner

Vote For 1

	TOTAL	VOTE %		Election Day	Early Voting	Ballot By Mail	Provisional
Sarah Stogner	0	0.00%	<div><div></div></div>	0	0	0	0
Wayne Christian	9	100.00%	<div><div></div></div>	3	6	0	0
Total Votes Cast	9	100.00%	<div><div></div></div>	3	6	0	0
Overvotes	0			0	0	0	0
Undervotes	0			0	0	0	0
Contest Totals	9			3	6	0	0

#### REP Judge, County Court at Law No. 5

Vote For 1

	TOTAL	VOTE %		Election Day	Early Voting	Ballot By Mail	Provisional
Randy Johnson	1	11.11%	<div><div></div></div>	0	1	0	0
Jimmy Angelino	8	88.89%	<div><div></div></div>	3	5	0	0
Total Votes Cast	9	100.00%	<div><div></div></div>	3	6	0	0
Overvotes	0			0	0	0	0
Undervotes	0			0	0	0	0
Contest Totals	9			3	6	0	0

## PCT 188

### REP District Clerk

Vote For 1

	TOTAL	VOTE %		Election Day	Early Voting	Ballot By Mail	Provision al
Mike Gould	8	88.89%	<div><div></div></div>	3	5	0	0
Lynne Finley	1	11.11%	<div><div></div></div>	0	1	0	0
Total Votes Cast	9	100.00%	<div><div></div></div>	3	6	0	0
Overvotes	0			0	0	0	0
Undervotes	0			0	0	0	0
Contest Totals	9			3	6	0	0

### REP Constable, Precinct 1

Vote For 1

	TOTAL	VOTE %		Election Day	Early Voting	Ballot By Mail	Provision al
Cris Trevino	3	33.33%	<div><div></div></div>	2	1	0	0
Matt Carpenter	6	66.67%	<div><div></div></div>	1	5	0	0
Total Votes Cast	9	100.00%	<div><div></div></div>	3	6	0	0
Overvotes	0			0	0	0	0
Undervotes	0			0	0	0	0
Contest Totals	9			3	6	0	0

### DEM Lieutenant Governor

Vote For 1

	TOTAL	VOTE %		Election Day	Early Voting	Ballot By Mail	Provision al
Michelle Beckley	0			0	0	0	0
Mike Collier	0			0	0	0	0
Total Votes Cast	0			0	0	0	0
Overvotes	0			0	0	0	0
Undervotes	0			0	0	0	0
Contest Totals	0			0	0	0	0

### DEM Attorney General

Vote For 1

	TOTAL	VOTE %		Election Day	Early Voting	Ballot By Mail	Provision al
Rochelle Mercedes Garza	0			0	0	0	0
Joe Jaworski	0			0	0	0	0
Total Votes Cast	0			0	0	0	0
Overvotes	0			0	0	0	0
Undervotes	0			0	0	0	0
Contest Totals	0			0	0	0	0

## PCT 188

### DEM Comptroller of Public Accounts

Vote For 1

	TOTAL	VOTE %	Election Day	Early Voting	Ballot By Mail	Provision al
Angel Luis Vega	0		0	0	0	0
Janet T. Dudding	0		0	0	0	0
Total Votes Cast	0		0	0	0	0
Overvotes	0		0	0	0	0
Undervotes	0		0	0	0	0
Contest Totals	0		0	0	0	0

### DEM Commissioner of the General Land Office

Vote For 1

	TOTAL	VOTE %	Election Day	Early Voting	Ballot By Mail	Provision al
Jay Kleberg	0		0	0	0	0
Sandragrace Martinez	0		0	0	0	0
Total Votes Cast	0		0	0	0	0
Overvotes	0		0	0	0	0
Undervotes	0		0	0	0	0
Contest Totals	0		0	0	0	0

### DEM County Chair

Vote For 1

	TOTAL	VOTE %	Election Day	Early Voting	Ballot By Mail	Provision al
Caroline Werner	0		0	0	0	0
Mike Rawlins	0		0	0	0	0
Total Votes Cast	0		0	0	0	0
Overvotes	0		0	0	0	0
Undervotes	0		0	0	0	0
Contest Totals	0		0	0	0	0

## PCT 189

### Statistics

	TOTAL	Election Day	Early Voting	Ballot By Mail	Provisional
Registered Voters - Total	846				
Ballots Cast - Total	65	27	32	4	2
Ballots Cast - Republican	61	23	32	4	2
Ballots Cast - Democratic	4	4	0	0	0
Voter Turnout - Total	7.68%				

### REP Attorney General

Vote For 1

	TOTAL	VOTE %		Election Day	Early Voting	Ballot By Mail	Provisional
George P. Bush	18	29.51%	<div><div></div></div>	6	10	2	0
Ken Paxton	43	70.49%	<div><div></div></div>	17	22	2	2
Total Votes Cast	61	100.00%	<div><div></div></div>	23	32	4	2
Overvotes	0			0	0	0	0
Undervotes	0			0	0	0	0
Contest Totals	61			23	32	4	2

### REP Commissioner of the General Land Office

Vote For 1

	TOTAL	VOTE %		Election Day	Early Voting	Ballot By Mail	Provisional
Tim Westley	12	23.08%	<div><div></div></div>	6	5	0	1
Dawn Buckingham	40	76.92%	<div><div></div></div>	13	22	4	1
Total Votes Cast	52	100.00%	<div><div></div></div>	19	27	4	2
Overvotes	0			0	0	0	0
Undervotes	9			4	5	0	0
Contest Totals	61			23	32	4	2

### REP Railroad Commissioner

Vote For 1

	TOTAL	VOTE %		Election Day	Early Voting	Ballot By Mail	Provisional
Sarah Stogner	25	44.64%	<div><div></div></div>	9	14	0	2
Wayne Christian	31	55.36%	<div><div></div></div>	12	15	4	0
Total Votes Cast	56	100.00%	<div><div></div></div>	21	29	4	2
Overvotes	0			0	0	0	0
Undervotes	5			2	3	0	0
Contest Totals	61			23	32	4	2

### REP Judge, County Court at Law No. 5

Vote For 1

	TOTAL	VOTE %		Election Day	Early Voting	Ballot By Mail	Provisional
Randy Johnson	40	78.43%	<div><div></div></div>	13	21	4	2
Jimmy Angelino	11	21.57%	<div><div></div></div>	5	6	0	0
Total Votes Cast	51	100.00%	<div><div></div></div>	18	27	4	2
Overvotes	0			0	0	0	0
Undervotes	10			5	5	0	0
Contest Totals	61			23	32	4	2

Summary Results Report  
Primary Runoff  
May 24th, 2022

Final Results  
SOVC  
COLLIN COUNTY

## PCT 189

### REP District Clerk

Vote For 1

	TOTAL	VOTE %		Election Day	Early Voting	Ballot By Mail	Provisional
Mike Gould	35	63.64%	<div><div></div></div>	12	19	2	2
Lynne Finley	20	36.36%	<div><div></div></div>	8	10	2	0
Total Votes Cast	55	100.00%	<div><div></div></div>	20	29	4	2
Overvotes	0			0	0	0	0
Undervotes	6			3	3	0	0
Contest Totals	61			23	32	4	2

### DEM Lieutenant Governor

Vote For 1

	TOTAL	VOTE %		Election Day	Early Voting	Ballot By Mail	Provisional
Michelle Beckley	1	25.00%	<div><div></div></div>	1	0	0	0
Mike Collier	3	75.00%	<div><div></div></div>	3	0	0	0
Total Votes Cast	4	100.00%	<div><div></div></div>	4	0	0	0
Overvotes	0			0	0	0	0
Undervotes	0			0	0	0	0
Contest Totals	4			4	0	0	0

### DEM Attorney General

Vote For 1

	TOTAL	VOTE %		Election Day	Early Voting	Ballot By Mail	Provisional
Rochelle Mercedes Garza	2	50.00%	<div><div></div></div>	2	0	0	0
Joe Jaworski	2	50.00%	<div><div></div></div>	2	0	0	0
Total Votes Cast	4	100.00%	<div><div></div></div>	4	0	0	0
Overvotes	0			0	0	0	0
Undervotes	0			0	0	0	0
Contest Totals	4			4	0	0	0

### DEM Comptroller of Public Accounts

Vote For 1

	TOTAL	VOTE %		Election Day	Early Voting	Ballot By Mail	Provisional
Angel Luis Vega	2	50.00%	<div><div></div></div>	2	0	0	0
Janet T. Dudding	2	50.00%	<div><div></div></div>	2	0	0	0
Total Votes Cast	4	100.00%	<div><div></div></div>	4	0	0	0
Overvotes	0			0	0	0	0
Undervotes	0			0	0	0	0
Contest Totals	4			4	0	0	0

## PCT 189

### DEM Commissioner of the General Land Office

Vote For 1

	TOTAL	VOTE %		Election Day	Early Voting	Ballot By Mail	Provision al
Jay Kleberg	2	50.00%	<div><div></div></div>	2	0	0	0
Sandragrace Martinez	2	50.00%	<div><div></div></div>	2	0	0	0
Total Votes Cast	4	100.00%	<div><div></div></div>	4	0	0	0
Overvotes	0			0	0	0	0
Undervotes	0			0	0	0	0
Contest Totals	4			4	0	0	0

### DEM County Chair

Vote For 1

	TOTAL	VOTE %		Election Day	Early Voting	Ballot By Mail	Provision al
Caroline Werner	0	0.00%	<div><div></div></div>	0	0	0	0
Mike Rawlins	4	100.00%	<div><div></div></div>	4	0	0	0
Total Votes Cast	4	100.00%	<div><div></div></div>	4	0	0	0
Overvotes	0			0	0	0	0
Undervotes	0			0	0	0	0
Contest Totals	4			4	0	0	0



## PCT 190

### Statistics

	TOTAL	Election Day	Early Voting	Ballot By Mail	Provisional
Registered Voters - Total	85				
Ballots Cast - Total	10	10	0	0	0
Ballots Cast - Republican	10	10	0	0	0
Ballots Cast - Democratic	0	0	0	0	0
Voter Turnout - Total	11.76%				

#### REP Attorney General

Vote For 1

	TOTAL	VOTE %		Election Day	Early Voting	Ballot By Mail	Provisional
George P. Bush	1	10.00%	<div><div></div></div>	1	0	0	0
Ken Paxton	9	90.00%	<div><div></div></div>	9	0	0	0
Total Votes Cast	10	100.00%	<div><div></div></div>	10	0	0	0
Overvotes	0			0	0	0	0
Undervotes	0			0	0	0	0
Contest Totals	10			10	0	0	0

#### REP Commissioner of the General Land Office

Vote For 1

	TOTAL	VOTE %		Election Day	Early Voting	Ballot By Mail	Provisional
Tim Westley	3	33.33%	<div><div></div></div>	3	0	0	0
Dawn Buckingham	6	66.67%	<div><div></div></div>	6	0	0	0
Total Votes Cast	9	100.00%	<div><div></div></div>	9	0	0	0
Overvotes	0			0	0	0	0
Undervotes	1			1	0	0	0
Contest Totals	10			10	0	0	0

#### REP Railroad Commissioner

Vote For 1

	TOTAL	VOTE %		Election Day	Early Voting	Ballot By Mail	Provisional
Sarah Stogner	6	60.00%	<div><div></div></div>	6	0	0	0
Wayne Christian	4	40.00%	<div><div></div></div>	4	0	0	0
Total Votes Cast	10	100.00%	<div><div></div></div>	10	0	0	0
Overvotes	0			0	0	0	0
Undervotes	0			0	0	0	0
Contest Totals	10			10	0	0	0

#### REP Judge, County Court at Law No. 5

Vote For 1

	TOTAL	VOTE %		Election Day	Early Voting	Ballot By Mail	Provisional
Randy Johnson	5	71.43%	<div><div></div></div>	5	0	0	0
Jimmy Angelino	2	28.57%	<div><div></div></div>	2	0	0	0
Total Votes Cast	7	100.00%	<div><div></div></div>	7	0	0	0
Overvotes	0			0	0	0	0
Undervotes	3			3	0	0	0
Contest Totals	10			10	0	0	0

Summary Results Report  
Primary Runoff  
May 24th, 2022

Final Results  
SOVC  
COLLIN COUNTY

## PCT 190

### REP District Clerk

Vote For 1

	TOTAL	VOTE %		Election Day	Early Voting	Ballot By Mail	Provision al
Mike Gould	3	42.86%	<div><div></div></div>	3	0	0	0
Lynne Finley	4	57.14%	<div><div></div></div>	4	0	0	0
Total Votes Cast	7	100.00%	<div><div></div></div>	7	0	0	0
Overvotes	0			0	0	0	0
Undervotes	3			3	0	0	0
Contest Totals	10			10	0	0	0

### DEM Lieutenant Governor

Vote For 1

	TOTAL	VOTE %		Election Day	Early Voting	Ballot By Mail	Provision al
Michelle Beckley	0			0	0	0	0
Mike Collier	0			0	0	0	0
Total Votes Cast	0			0	0	0	0
Overvotes	0			0	0	0	0
Undervotes	0			0	0	0	0
Contest Totals	0			0	0	0	0

### DEM Attorney General

Vote For 1

	TOTAL	VOTE %		Election Day	Early Voting	Ballot By Mail	Provision al
Rochelle Mercedes Garza	0			0	0	0	0
Joe Jaworski	0			0	0	0	0
Total Votes Cast	0			0	0	0	0
Overvotes	0			0	0	0	0
Undervotes	0			0	0	0	0
Contest Totals	0			0	0	0	0

### DEM Comptroller of Public Accounts

Vote For 1

	TOTAL	VOTE %		Election Day	Early Voting	Ballot By Mail	Provision al
Angel Luis Vega	0			0	0	0	0
Janet T. Dudding	0			0	0	0	0
Total Votes Cast	0			0	0	0	0
Overvotes	0			0	0	0	0
Undervotes	0			0	0	0	0
Contest Totals	0			0	0	0	0

## PCT 190

### DEM Commissioner of the General Land Office

Vote For 1

	TOTAL	VOTE %	Election Day	Early Voting	Ballot By Mail	Provision al
Jay Kleberg	0		0	0	0	0
Sandragrace Martinez	0		0	0	0	0
Total Votes Cast	0		0	0	0	0
Overvotes	0		0	0	0	0
Undervotes	0		0	0	0	0
Contest Totals	0		0	0	0	0

### DEM County Chair

Vote For 1

	TOTAL	VOTE %	Election Day	Early Voting	Ballot By Mail	Provision al
Caroline Werner	0		0	0	0	0
Mike Rawlins	0		0	0	0	0
Total Votes Cast	0		0	0	0	0
Overvotes	0		0	0	0	0
Undervotes	0		0	0	0	0
Contest Totals	0		0	0	0	0

## PCT 191

### Statistics

	TOTAL	Election Day	Early Voting	Ballot By Mail	Provisional
Registered Voters - Total	561				
Ballots Cast - Total	31	14	15	2	0
Ballots Cast - Republican	27	13	12	2	0
Ballots Cast - Democratic	4	1	3	0	0
Voter Turnout - Total	5.53%				

### REP Attorney General

Vote For 1

	TOTAL	VOTE %		Election Day	Early Voting	Ballot By Mail	Provisional
George P. Bush	9	33.33%	<div><div></div></div>	2	5	2	0
Ken Paxton	18	66.67%	<div><div></div></div>	11	7	0	0
Total Votes Cast	27	100.00%	<div><div></div></div>	13	12	2	0
Overvotes	0			0	0	0	0
Undervotes	0			0	0	0	0
Contest Totals	27			13	12	2	0

### REP Commissioner of the General Land Office

Vote For 1

	TOTAL	VOTE %		Election Day	Early Voting	Ballot By Mail	Provisional
Tim Westley	5	18.52%	<div><div></div></div>	1	4	0	0
Dawn Buckingham	22	81.48%	<div><div></div></div>	12	8	2	0
Total Votes Cast	27	100.00%	<div><div></div></div>	13	12	2	0
Overvotes	0			0	0	0	0
Undervotes	0			0	0	0	0
Contest Totals	27			13	12	2	0

### REP Railroad Commissioner

Vote For 1

	TOTAL	VOTE %		Election Day	Early Voting	Ballot By Mail	Provisional
Sarah Stogner	11	42.31%	<div><div></div></div>	4	7	0	0
Wayne Christian	15	57.69%	<div><div></div></div>	9	5	1	0
Total Votes Cast	26	100.00%	<div><div></div></div>	13	12	1	0
Overvotes	0			0	0	0	0
Undervotes	1			0	0	1	0
Contest Totals	27			13	12	2	0

### REP Judge, County Court at Law No. 5

Vote For 1

	TOTAL	VOTE %		Election Day	Early Voting	Ballot By Mail	Provisional
Randy Johnson	15	60.00%	<div><div></div></div>	7	8	0	0
Jimmy Angelino	10	40.00%	<div><div></div></div>	6	4	0	0
Total Votes Cast	25	100.00%	<div><div></div></div>	13	12	0	0
Overvotes	0			0	0	0	0
Undervotes	2			0	0	2	0
Contest Totals	27			13	12	2	0

Summary Results Report  
Primary Runoff  
May 24th, 2022

Final Results  
SOVC  
COLLIN COUNTY

## PCT 191

### REP District Clerk

Vote For 1

	TOTAL	VOTE %		Election Day	Early Voting	Ballot By Mail	Provisional
Mike Gould	15	60.00%	<div><div></div></div>	9	6	0	0
Lynne Finley	10	40.00%	<div><div></div></div>	4	6	0	0
Total Votes Cast	25	100.00%	<div><div></div></div>	13	12	0	0
Overvotes	0			0	0	0	0
Undervotes	2			0	0	2	0
Contest Totals	27			13	12	2	0

### DEM Lieutenant Governor

Vote For 1

	TOTAL	VOTE %		Election Day	Early Voting	Ballot By Mail	Provisional
Michelle Beckley	2	50.00%	<div><div></div></div>	1	1	0	0
Mike Collier	2	50.00%	<div><div></div></div>	0	2	0	0
Total Votes Cast	4	100.00%	<div><div></div></div>	1	3	0	0
Overvotes	0			0	0	0	0
Undervotes	0			0	0	0	0
Contest Totals	4			1	3	0	0

### DEM Attorney General

Vote For 1

	TOTAL	VOTE %		Election Day	Early Voting	Ballot By Mail	Provisional
Rochelle Mercedes Garza	2	50.00%	<div><div></div></div>	1	1	0	0
Joe Jaworski	2	50.00%	<div><div></div></div>	0	2	0	0
Total Votes Cast	4	100.00%	<div><div></div></div>	1	3	0	0
Overvotes	0			0	0	0	0
Undervotes	0			0	0	0	0
Contest Totals	4			1	3	0	0

### DEM Comptroller of Public Accounts

Vote For 1

	TOTAL	VOTE %		Election Day	Early Voting	Ballot By Mail	Provisional
Angel Luis Vega	1	25.00%	<div><div></div></div>	0	1	0	0
Janet T. Dudding	3	75.00%	<div><div></div></div>	1	2	0	0
Total Votes Cast	4	100.00%	<div><div></div></div>	1	3	0	0
Overvotes	0			0	0	0	0
Undervotes	0			0	0	0	0
Contest Totals	4			1	3	0	0

## PCT 191

### DEM Commissioner of the General Land Office

Vote For 1

	TOTAL	VOTE %		Election Day	Early Voting	Ballot By Mail	Provision al
Jay Kleberg	2	50.00%	<div><div></div></div>	0	2	0	0
Sandragrace Martinez	2	50.00%	<div><div></div></div>	1	1	0	0
Total Votes Cast	4	100.00%	<div><div></div></div>	1	3	0	0
Overvotes	0			0	0	0	0
Undervotes	0			0	0	0	0
Contest Totals	4			1	3	0	0

### DEM County Chair

Vote For 1

	TOTAL	VOTE %		Election Day	Early Voting	Ballot By Mail	Provision al
Caroline Werner	2	50.00%	<div><div></div></div>	1	1	0	0
Mike Rawlins	2	50.00%	<div><div></div></div>	0	2	0	0
Total Votes Cast	4	100.00%	<div><div></div></div>	1	3	0	0
Overvotes	0			0	0	0	0
Undervotes	0			0	0	0	0
Contest Totals	4			1	3	0	0

## PCT 192

### Statistics

	TOTAL	Election Day	Early Voting	Ballot By Mail	Provisional
Registered Voters - Total	3,181				
Ballots Cast - Total	225	118	86	19	2
Ballots Cast - Republican	186	102	66	16	2
Ballots Cast - Democratic	39	16	20	3	0
Voter Turnout - Total	7.07%				

#### REP Attorney General

Vote For 1

	TOTAL	VOTE %		Election Day	Early Voting	Ballot By Mail	Provisional
George P. Bush	56	30.27%	<div><div></div></div>	30	22	4	0
Ken Paxton	129	69.73%	<div><div></div></div>	71	44	12	2
Total Votes Cast	185	100.00%	<div><div></div></div>	101	66	16	2
Overvotes	0			0	0	0	0
Undervotes	1			1	0	0	0
Contest Totals	186			102	66	16	2

#### REP Commissioner of the General Land Office

Vote For 1

	TOTAL	VOTE %		Election Day	Early Voting	Ballot By Mail	Provisional
Tim Westley	57	33.53%	<div><div></div></div>	34	19	4	0
Dawn Buckingham	113	66.47%	<div><div></div></div>	59	42	10	2
Total Votes Cast	170	100.00%	<div><div></div></div>	93	61	14	2
Overvotes	0			0	0	0	0
Undervotes	16			9	5	2	0
Contest Totals	186			102	66	16	2

#### REP Railroad Commissioner

Vote For 1

	TOTAL	VOTE %		Election Day	Early Voting	Ballot By Mail	Provisional
Sarah Stogner	82	48.24%	<div><div></div></div>	51	25	6	0
Wayne Christian	88	51.76%	<div><div></div></div>	43	34	9	2
Total Votes Cast	170	100.00%	<div><div></div></div>	94	59	15	2
Overvotes	0			0	0	0	0
Undervotes	16			8	7	1	0
Contest Totals	186			102	66	16	2

#### REP Judge, County Court at Law No. 5

Vote For 1

	TOTAL	VOTE %		Election Day	Early Voting	Ballot By Mail	Provisional
Randy Johnson	118	71.08%	<div><div></div></div>	58	46	12	2
Jimmy Angelino	48	28.92%	<div><div></div></div>	31	13	4	0
Total Votes Cast	166	100.00%	<div><div></div></div>	89	59	16	2
Overvotes	0			0	0	0	0
Undervotes	20			13	7	0	0
Contest Totals	186			102	66	16	2

Summary Results Report  
Primary Runoff  
May 24th, 2022

Final Results  
SOVC  
COLLIN COUNTY

## PCT 192

### REP District Clerk

Vote For 1

	TOTAL	VOTE %		Election Day	Early Voting	Ballot By Mail	Provisional
Mike Gould	81	49.69%	<div><div></div></div>	47	26	6	2
Lynne Finley	82	50.31%	<div><div></div></div>	39	34	9	0
Total Votes Cast	163	100.00%	<div><div></div></div>	86	60	15	2
Overvotes	0			0	0	0	0
Undervotes	23			16	6	1	0
Contest Totals	186			102	66	16	2

### DEM Lieutenant Governor

Vote For 1

	TOTAL	VOTE %		Election Day	Early Voting	Ballot By Mail	Provisional
Michelle Beckley	29	74.36%	<div><div></div></div>	12	15	2	0
Mike Collier	10	25.64%	<div><div></div></div>	4	5	1	0
Total Votes Cast	39	100.00%	<div><div></div></div>	16	20	3	0
Overvotes	0			0	0	0	0
Undervotes	0			0	0	0	0
Contest Totals	39			16	20	3	0

### DEM Attorney General

Vote For 1

	TOTAL	VOTE %		Election Day	Early Voting	Ballot By Mail	Provisional
Rochelle Mercedes Garza	33	84.62%	<div><div></div></div>	14	16	3	0
Joe Jaworski	6	15.38%	<div><div></div></div>	2	4	0	0
Total Votes Cast	39	100.00%	<div><div></div></div>	16	20	3	0
Overvotes	0			0	0	0	0
Undervotes	0			0	0	0	0
Contest Totals	39			16	20	3	0

### DEM Comptroller of Public Accounts

Vote For 1

	TOTAL	VOTE %		Election Day	Early Voting	Ballot By Mail	Provisional
Angel Luis Vega	12	30.77%	<div><div></div></div>	9	3	0	0
Janet T. Dudding	27	69.23%	<div><div></div></div>	7	17	3	0
Total Votes Cast	39	100.00%	<div><div></div></div>	16	20	3	0
Overvotes	0			0	0	0	0
Undervotes	0			0	0	0	0
Contest Totals	39			16	20	3	0



## PCT 192

### DEM Commissioner of the General Land Office

Vote For 1

	TOTAL	VOTE %		Election Day	Early Voting	Ballot By Mail	Provisional
Jay Kleberg	12	30.77%	<div><div></div></div>	6	5	1	0
Sandragrace Martinez	27	69.23%	<div><div></div></div>	10	15	2	0
Total Votes Cast	39	100.00%	<div><div></div></div>	16	20	3	0
Overvotes	0			0	0	0	0
Undervotes	0			0	0	0	0
Contest Totals	39			16	20	3	0

### DEM County Chair

Vote For 1

	TOTAL	VOTE %		Election Day	Early Voting	Ballot By Mail	Provisional
Caroline Werner	26	66.67%	<div><div></div></div>	10	14	2	0
Mike Rawlins	13	33.33%	<div><div></div></div>	6	6	1	0
Total Votes Cast	39	100.00%	<div><div></div></div>	16	20	3	0
Overvotes	0			0	0	0	0
Undervotes	0			0	0	0	0
Contest Totals	39			16	20	3	0

## PCT 193

### Statistics

	TOTAL	Election Day	Early Voting	Ballot By Mail	Provisional
Registered Voters - Total	1,182				
Ballots Cast - Total	86	53	29	4	0
Ballots Cast - Republican	73	50	20	3	0
Ballots Cast - Democratic	13	3	9	1	0
Voter Turnout - Total	7.28%				

#### REP Attorney General

Vote For 1

	TOTAL	VOTE %		Election Day	Early Voting	Ballot By Mail	Provisional
George P. Bush	11	15.07%	<div><div></div></div>	8	3	0	0
Ken Paxton	62	84.93%	<div><div></div></div>	42	17	3	0
Total Votes Cast	73	100.00%	<div><div></div></div>	50	20	3	0
Overvotes	0			0	0	0	0
Undervotes	0			0	0	0	0
Contest Totals	73			50	20	3	0

#### REP Commissioner of the General Land Office

Vote For 1

	TOTAL	VOTE %		Election Day	Early Voting	Ballot By Mail	Provisional
Tim Westley	28	42.42%	<div><div></div></div>	19	6	3	0
Dawn Buckingham	38	57.58%	<div><div></div></div>	25	13	0	0
Total Votes Cast	66	100.00%	<div><div></div></div>	44	19	3	0
Overvotes	0			0	0	0	0
Undervotes	7			6	1	0	0
Contest Totals	73			50	20	3	0

#### REP Railroad Commissioner

Vote For 1

	TOTAL	VOTE %		Election Day	Early Voting	Ballot By Mail	Provisional
Sarah Stogner	31	44.29%	<div><div></div></div>	23	7	1	0
Wayne Christian	39	55.71%	<div><div></div></div>	24	13	2	0
Total Votes Cast	70	100.00%	<div><div></div></div>	47	20	3	0
Overvotes	0			0	0	0	0
Undervotes	3			3	0	0	0
Contest Totals	73			50	20	3	0

#### REP Judge, County Court at Law No. 5

Vote For 1

	TOTAL	VOTE %		Election Day	Early Voting	Ballot By Mail	Provisional
Randy Johnson	48	72.73%	<div><div></div></div>	35	11	2	0
Jimmy Angelino	18	27.27%	<div><div></div></div>	8	9	1	0
Total Votes Cast	66	100.00%	<div><div></div></div>	43	20	3	0
Overvotes	0			0	0	0	0
Undervotes	7			7	0	0	0
Contest Totals	73			50	20	3	0

Summary Results Report  
Primary Runoff  
May 24th, 2022

Final Results  
SOVC  
COLLIN COUNTY

## PCT 193

### REP District Clerk

Vote For 1

	TOTAL	VOTE %		Election Day	Early Voting	Ballot By Mail	Provisional
Mike Gould	34	50.00%	<div><div></div></div>	22	11	1	0
Lynne Finley	34	50.00%	<div><div></div></div>	24	8	2	0
Total Votes Cast	68	100.00%	<div><div></div></div>	46	19	3	0
Overvotes	0			0	0	0	0
Undervotes	5			4	1	0	0
Contest Totals	73			50	20	3	0

### DEM Lieutenant Governor

Vote For 1

	TOTAL	VOTE %		Election Day	Early Voting	Ballot By Mail	Provisional
Michelle Beckley	3	23.08%	<div><div></div></div>	0	3	0	0
Mike Collier	10	76.92%	<div><div></div></div>	3	6	1	0
Total Votes Cast	13	100.00%	<div><div></div></div>	3	9	1	0
Overvotes	0			0	0	0	0
Undervotes	0			0	0	0	0
Contest Totals	13			3	9	1	0

### DEM Attorney General

Vote For 1

	TOTAL	VOTE %		Election Day	Early Voting	Ballot By Mail	Provisional
Rochelle Mercedes Garza	4	30.77%	<div><div></div></div>	0	4	0	0
Joe Jaworski	9	69.23%	<div><div></div></div>	3	5	1	0
Total Votes Cast	13	100.00%	<div><div></div></div>	3	9	1	0
Overvotes	0			0	0	0	0
Undervotes	0			0	0	0	0
Contest Totals	13			3	9	1	0

### DEM Comptroller of Public Accounts

Vote For 1

	TOTAL	VOTE %		Election Day	Early Voting	Ballot By Mail	Provisional
Angel Luis Vega	3	23.08%	<div><div></div></div>	0	2	1	0
Janet T. Dudding	10	76.92%	<div><div></div></div>	3	7	0	0
Total Votes Cast	13	100.00%	<div><div></div></div>	3	9	1	0
Overvotes	0			0	0	0	0
Undervotes	0			0	0	0	0
Contest Totals	13			3	9	1	0

## PCT 193

### DEM Commissioner of the General Land Office

Vote For 1

	TOTAL	VOTE %		Election Day	Early Voting	Ballot By Mail	Provision al
Jay Kleberg	10	76.92%	<div><div></div></div>	3	6	1	0
Sandragrace Martinez	3	23.08%	<div><div></div></div>	0	3	0	0
Total Votes Cast	13	100.00%	<div><div></div></div>	3	9	1	0
Overvotes	0			0	0	0	0
Undervotes	0			0	0	0	0
Contest Totals	13			3	9	1	0

### DEM County Chair

Vote For 1

	TOTAL	VOTE %		Election Day	Early Voting	Ballot By Mail	Provision al
Caroline Werner	7	53.85%	<div><div></div></div>	0	7	0	0
Mike Rawlins	6	46.15%	<div><div></div></div>	3	2	1	0
Total Votes Cast	13	100.00%	<div><div></div></div>	3	9	1	0
Overvotes	0			0	0	0	0
Undervotes	0			0	0	0	0
Contest Totals	13			3	9	1	0

## PCT 194

### Statistics

	TOTAL	Election Day	Early Voting	Ballot By Mail	Provisional
Registered Voters - Total	33				
Ballots Cast - Total	3	1	2	0	0
Ballots Cast - Republican	3	1	2	0	0
Ballots Cast - Democratic	0	0	0	0	0
Voter Turnout - Total	9.09%				

#### REP Attorney General

Vote For 1

	TOTAL	VOTE %		Election Day	Early Voting	Ballot By Mail	Provisional
George P. Bush	0	0.00%	<div></div>	0	0	0	0
Ken Paxton	3	100.00%	<div></div>	1	2	0	0
Total Votes Cast	3	100.00%	<div></div>	1	2	0	0
Overvotes	0			0	0	0	0
Undervotes	0			0	0	0	0
Contest Totals	3			1	2	0	0

#### REP Commissioner of the General Land Office

Vote For 1

	TOTAL	VOTE %		Election Day	Early Voting	Ballot By Mail	Provisional
Tim Westley	0	0.00%	<div></div>	0	0	0	0
Dawn Buckingham	3	100.00%	<div></div>	1	2	0	0
Total Votes Cast	3	100.00%	<div></div>	1	2	0	0
Overvotes	0			0	0	0	0
Undervotes	0			0	0	0	0
Contest Totals	3			1	2	0	0

#### REP Railroad Commissioner

Vote For 1

	TOTAL	VOTE %		Election Day	Early Voting	Ballot By Mail	Provisional
Sarah Stogner	0	0.00%	<div></div>	0	0	0	0
Wayne Christian	3	100.00%	<div></div>	1	2	0	0
Total Votes Cast	3	100.00%	<div></div>	1	2	0	0
Overvotes	0			0	0	0	0
Undervotes	0			0	0	0	0
Contest Totals	3			1	2	0	0

#### REP Judge, County Court at Law No. 5

Vote For 1

	TOTAL	VOTE %		Election Day	Early Voting	Ballot By Mail	Provisional
Randy Johnson	2	100.00%	<div></div>	1	1	0	0
Jimmy Angelino	0	0.00%	<div></div>	0	0	0	0
Total Votes Cast	2	100.00%	<div></div>	1	1	0	0
Overvotes	0			0	0	0	0
Undervotes	1			0	1	0	0
Contest Totals	3			1	2	0	0

Summary Results Report  
Primary Runoff  
May 24th, 2022

Final Results  
SOVC  
COLLIN COUNTY

## PCT 194

### REP District Clerk

Vote For 1

	TOTAL	VOTE %		Election Day	Early Voting	Ballot By Mail	Provision al
Mike Gould	0	0.00%		0	0	0	0
Lynne Finley	1	100.00%		1	0	0	0
Total Votes Cast	1	100.00%		1	0	0	0
Overvotes	0			0	0	0	0
Undervotes	2			0	2	0	0
Contest Totals	3			1	2	0	0

### DEM Lieutenant Governor

Vote For 1

	TOTAL	VOTE %		Election Day	Early Voting	Ballot By Mail	Provision al
Michelle Beckley	0			0	0	0	0
Mike Collier	0			0	0	0	0
Total Votes Cast	0			0	0	0	0
Overvotes	0			0	0	0	0
Undervotes	0			0	0	0	0
Contest Totals	0			0	0	0	0

### DEM Attorney General

Vote For 1

	TOTAL	VOTE %		Election Day	Early Voting	Ballot By Mail	Provision al
Rochelle Mercedes Garza	0			0	0	0	0
Joe Jaworski	0			0	0	0	0
Total Votes Cast	0			0	0	0	0
Overvotes	0			0	0	0	0
Undervotes	0			0	0	0	0
Contest Totals	0			0	0	0	0

### DEM Comptroller of Public Accounts

Vote For 1

	TOTAL	VOTE %		Election Day	Early Voting	Ballot By Mail	Provision al
Angel Luis Vega	0			0	0	0	0
Janet T. Dudding	0			0	0	0	0
Total Votes Cast	0			0	0	0	0
Overvotes	0			0	0	0	0
Undervotes	0			0	0	0	0
Contest Totals	0			0	0	0	0

## PCT 194

### DEM Commissioner of the General Land Office

Vote For 1

	TOTAL	VOTE %	Election Day	Early Voting	Ballot By Mail	Provision al
Jay Kleberg	0		0	0	0	0
Sandragrace Martinez	0		0	0	0	0
Total Votes Cast	0		0	0	0	0
Overvotes	0		0	0	0	0
Undervotes	0		0	0	0	0
Contest Totals	0		0	0	0	0

### DEM County Chair

Vote For 1

	TOTAL	VOTE %	Election Day	Early Voting	Ballot By Mail	Provision al
Caroline Werner	0		0	0	0	0
Mike Rawlins	0		0	0	0	0
Total Votes Cast	0		0	0	0	0
Overvotes	0		0	0	0	0
Undervotes	0		0	0	0	0
Contest Totals	0		0	0	0	0




## PCT 195

### Statistics

	TOTAL	Election Day	Early Voting	Ballot By Mail	Provisional
Registered Voters - Total	906				
Ballots Cast - Total	85	39	33	13	0
Ballots Cast - Republican	76	35	29	12	0
Ballots Cast - Democratic	9	4	4	1	0
Voter Turnout - Total	9.38%				




#### REP Attorney General

Vote For 1

	TOTAL	VOTE %	Election Day	Early Voting	Ballot By Mail	Provisional
George P. Bush	25	32.89% 	7	12	6	0
Ken Paxton	51	67.11% 	28	17	6	0
Total Votes Cast	76	100.00% 	35	29	12	0
Overvotes	0		0	0	0	0
Undervotes	0		0	0	0	0
Contest Totals	76		35	29	12	0




#### REP Commissioner of the General Land Office

Vote For 1

	TOTAL	VOTE %	Election Day	Early Voting	Ballot By Mail	Provisional
Tim Westley	26	36.11% 	14	9	3	0
Dawn Buckingham	46	63.89% 	18	20	8	0
Total Votes Cast	72	100.00% 	32	29	11	0
Overvotes	0		0	0	0	0
Undervotes	4		3	0	1	0
Contest Totals	76		35	29	12	0




#### REP Railroad Commissioner

Vote For 1

	TOTAL	VOTE %	Election Day	Early Voting	Ballot By Mail	Provisional
Sarah Stogner	27	36.49% 	13	12	2	0
Wayne Christian	47	63.51% 	21	17	9	0
Total Votes Cast	74	100.00% 	34	29	11	0
Overvotes	0		0	0	0	0
Undervotes	2		1	0	1	0
Contest Totals	76		35	29	12	0

#### REP Judge, County Court at Law No. 5

Vote For 1

	TOTAL	VOTE %	Election Day	Early Voting	Ballot By Mail	Provisional
Randy Johnson	60	83.33% 	28	22	10	0
Jimmy Angelino	12	16.67% 	4	7	1	0
Total Votes Cast	72	100.00% 	32	29	11	0
Overvotes	0		0	0	0	0
Undervotes	4		3	0	1	0
Contest Totals	76		35	29	12	0



Summary Results Report  
Primary Runoff  
May 24th, 2022

Final Results  
SOVC  
COLLIN COUNTY

## PCT 195

### REP District Clerk

Vote For 1

	TOTAL	VOTE %		Election Day	Early Voting	Ballot By Mail	Provisional
Mike Gould	43	60.56%	<div><div></div></div>	20	18	5	0
Lynne Finley	28	39.44%	<div><div></div></div>	12	10	6	0
Total Votes Cast	71	100.00%	<div><div></div></div>	32	28	11	0
Overvotes	0			0	0	0	0
Undervotes	5			3	1	1	0
Contest Totals	76			35	29	12	0

### DEM Lieutenant Governor

Vote For 1

	TOTAL	VOTE %		Election Day	Early Voting	Ballot By Mail	Provisional
Michelle Beckley	3	42.86%	<div><div></div></div>	2	1	0	0
Mike Collier	4	57.14%	<div><div></div></div>	1	2	1	0
Total Votes Cast	7	100.00%	<div><div></div></div>	3	3	1	0
Overvotes	0			0	0	0	0
Undervotes	2			1	1	0	0
Contest Totals	9			4	4	1	0

### DEM Attorney General

Vote For 1

	TOTAL	VOTE %		Election Day	Early Voting	Ballot By Mail	Provisional
Rochelle Mercedes Garza	5	62.50%	<div><div></div></div>	3	2	0	0
Joe Jaworski	3	37.50%	<div><div></div></div>	1	1	1	0
Total Votes Cast	8	100.00%	<div><div></div></div>	4	3	1	0
Overvotes	0			0	0	0	0
Undervotes	1			0	1	0	0
Contest Totals	9			4	4	1	0

### DEM Comptroller of Public Accounts

Vote For 1

	TOTAL	VOTE %		Election Day	Early Voting	Ballot By Mail	Provisional
Angel Luis Vega	2	28.57%	<div><div></div></div>	1	1	0	0
Janet T. Dudding	5	71.43%	<div><div></div></div>	2	2	1	0
Total Votes Cast	7	100.00%	<div><div></div></div>	3	3	1	0
Overvotes	0			0	0	0	0
Undervotes	2			1	1	0	0
Contest Totals	9			4	4	1	0

## PCT 195

### DEM Commissioner of the General Land Office

Vote For 1

	TOTAL	VOTE %		Election Day	Early Voting	Ballot By Mail	Provision al
Jay Kleberg	2	28.57%	<div><div></div></div>	0	1	1	0
Sandragrace Martinez	5	71.43%	<div><div></div></div>	3	2	0	0
Total Votes Cast	7	100.00%	<div><div></div></div>	3	3	1	0
Overvotes	0			0	0	0	0
Undervotes	2			1	1	0	0
Contest Totals	9			4	4	1	0

### DEM County Chair

Vote For 1

	TOTAL	VOTE %		Election Day	Early Voting	Ballot By Mail	Provision al
Caroline Werner	6	75.00%	<div><div></div></div>	3	3	0	0
Mike Rawlins	2	25.00%	<div><div></div></div>	0	1	1	0
Total Votes Cast	8	100.00%	<div><div></div></div>	3	4	1	0
Overvotes	0			0	0	0	0
Undervotes	1			1	0	0	0
Contest Totals	9			4	4	1	0

## PCT 196

### Statistics

	TOTAL	Election Day	Early Voting	Ballot By Mail	Provisional
Registered Voters - Total	1,881				
Ballots Cast - Total	103	51	42	10	0
Ballots Cast - Republican	86	43	36	7	0
Ballots Cast - Democratic	17	8	6	3	0
Voter Turnout - Total	5.48%				

### REP Attorney General

Vote For 1

	TOTAL	VOTE %		Election Day	Early Voting	Ballot By Mail	Provisional
George P. Bush	22	25.58%	<div><div></div></div>	13	5	4	0
Ken Paxton	64	74.42%	<div><div></div></div>	30	31	3	0
Total Votes Cast	86	100.00%	<div><div></div></div>	43	36	7	0
Overvotes	0			0	0	0	0
Undervotes	0			0	0	0	0
Contest Totals	86			43	36	7	0

### REP Commissioner of the General Land Office

Vote For 1

	TOTAL	VOTE %		Election Day	Early Voting	Ballot By Mail	Provisional
Tim Westley	24	31.17%	<div><div></div></div>	14	9	1	0
Dawn Buckingham	53	68.83%	<div><div></div></div>	24	25	4	0
Total Votes Cast	77	100.00%	<div><div></div></div>	38	34	5	0
Overvotes	0			0	0	0	0
Undervotes	9			5	2	2	0
Contest Totals	86			43	36	7	0

### REP Railroad Commissioner

Vote For 1

	TOTAL	VOTE %		Election Day	Early Voting	Ballot By Mail	Provisional
Sarah Stogner	29	36.71%	<div><div></div></div>	15	8	6	0
Wayne Christian	50	63.29%	<div><div></div></div>	24	26	0	0
Total Votes Cast	79	100.00%	<div><div></div></div>	39	34	6	0
Overvotes	0			0	0	0	0
Undervotes	7			4	2	1	0
Contest Totals	86			43	36	7	0

### REP Judge, County Court at Law No. 5

Vote For 1

	TOTAL	VOTE %		Election Day	Early Voting	Ballot By Mail	Provisional
Randy Johnson	50	67.57%	<div><div></div></div>	24	22	4	0
Jimmy Angelino	24	32.43%	<div><div></div></div>	13	9	2	0
Total Votes Cast	74	100.00%	<div><div></div></div>	37	31	6	0
Overvotes	0			0	0	0	0
Undervotes	12			6	5	1	0
Contest Totals	86			43	36	7	0

Summary Results Report  
Primary Runoff  
May 24th, 2022

Final Results  
SOVC  
COLLIN COUNTY

## PCT 196

### REP District Clerk

Vote For 1

	TOTAL	VOTE %		Election Day	Early Voting	Ballot By Mail	Provisional
Mike Gould	44	58.67%	<div><div></div></div>	20	24	0	0
Lynne Finley	31	41.33%	<div><div></div></div>	20	7	4	0
Total Votes Cast	75	100.00%	<div><div></div></div>	40	31	4	0
Overvotes	0			0	0	0	0
Undervotes	11			3	5	3	0
Contest Totals	86			43	36	7	0

### DEM Lieutenant Governor

Vote For 1

	TOTAL	VOTE %		Election Day	Early Voting	Ballot By Mail	Provisional
Michelle Beckley	8	53.33%	<div><div></div></div>	4	4	0	0
Mike Collier	7	46.67%	<div><div></div></div>	3	2	2	0
Total Votes Cast	15	100.00%	<div><div></div></div>	7	6	2	0
Overvotes	0			0	0	0	0
Undervotes	2			1	0	1	0
Contest Totals	17			8	6	3	0

### DEM Attorney General

Vote For 1

	TOTAL	VOTE %		Election Day	Early Voting	Ballot By Mail	Provisional
Rochelle Mercedes Garza	14	87.50%	<div><div></div></div>	6	6	2	0
Joe Jaworski	2	12.50%	<div><div></div></div>	2	0	0	0
Total Votes Cast	16	100.00%	<div><div></div></div>	8	6	2	0
Overvotes	0			0	0	0	0
Undervotes	1			0	0	1	0
Contest Totals	17			8	6	3	0

### DEM Comptroller of Public Accounts

Vote For 1

	TOTAL	VOTE %		Election Day	Early Voting	Ballot By Mail	Provisional
Angel Luis Vega	9	56.25%	<div><div></div></div>	4	3	2	0
Janet T. Dudding	7	43.75%	<div><div></div></div>	4	3	0	0
Total Votes Cast	16	100.00%	<div><div></div></div>	8	6	2	0
Overvotes	0			0	0	0	0
Undervotes	1			0	0	1	0
Contest Totals	17			8	6	3	0

## PCT 196

### DEM Commissioner of the General Land Office

Vote For 1

	TOTAL	VOTE %		Election Day	Early Voting	Ballot By Mail	Provision al
Jay Kleberg	6	37.50%	<div><div></div></div>	2	2	2	0
Sandragrace Martinez	10	62.50%	<div><div></div></div>	6	4	0	0
Total Votes Cast	16	100.00%	<div><div></div></div>	8	6	2	0
Overvotes	0			0	0	0	0
Undervotes	1			0	0	1	0
Contest Totals	17			8	6	3	0

### DEM County Chair

Vote For 1

	TOTAL	VOTE %		Election Day	Early Voting	Ballot By Mail	Provision al
Caroline Werner	8	50.00%	<div><div></div></div>	4	4	0	0
Mike Rawlins	8	50.00%	<div><div></div></div>	4	2	2	0
Total Votes Cast	16	100.00%	<div><div></div></div>	8	6	2	0
Overvotes	0			0	0	0	0
Undervotes	1			0	0	1	0
Contest Totals	17			8	6	3	0

## PCT 197

### Statistics

	TOTAL	Election Day	Early Voting	Ballot By Mail	Provisional
Registered Voters - Total	1,250				
Ballots Cast - Total	105	44	56	5	0
Ballots Cast - Republican	66	27	37	2	0
Ballots Cast - Democratic	39	17	19	3	0
Voter Turnout - Total	8.40%				

#### REP Attorney General

Vote For 1

	TOTAL	VOTE %		Election Day	Early Voting	Ballot By Mail	Provisional
George P. Bush	27	40.91%	<div><div></div></div>	8	18	1	0
Ken Paxton	39	59.09%	<div><div></div></div>	19	19	1	0
Total Votes Cast	66	100.00%	<div><div></div></div>	27	37	2	0
Overvotes	0			0	0	0	0
Undervotes	0			0	0	0	0
Contest Totals	66			27	37	2	0

#### REP Commissioner of the General Land Office

Vote For 1

	TOTAL	VOTE %		Election Day	Early Voting	Ballot By Mail	Provisional
Tim Westley	15	25.00%	<div><div></div></div>	8	5	2	0
Dawn Buckingham	45	75.00%	<div><div></div></div>	15	30	0	0
Total Votes Cast	60	100.00%	<div><div></div></div>	23	35	2	0
Overvotes	0			0	0	0	0
Undervotes	6			4	2	0	0
Contest Totals	66			27	37	2	0

#### REP Railroad Commissioner

Vote For 1

	TOTAL	VOTE %		Election Day	Early Voting	Ballot By Mail	Provisional
Sarah Stogner	17	29.31%	<div><div></div></div>	6	10	1	0
Wayne Christian	41	70.69%	<div><div></div></div>	16	24	1	0
Total Votes Cast	58	100.00%	<div><div></div></div>	22	34	2	0
Overvotes	0			0	0	0	0
Undervotes	8			5	3	0	0
Contest Totals	66			27	37	2	0

#### REP State Representative, District 70

Vote For 1

	TOTAL	VOTE %		Election Day	Early Voting	Ballot By Mail	Provisional
Jamee Jolly	25	39.06%	<div><div></div></div>	10	14	1	0
Eric J. Bowlin	39	60.94%	<div><div></div></div>	16	22	1	0
Total Votes Cast	64	100.00%	<div><div></div></div>	26	36	2	0
Overvotes	0			0	0	0	0
Undervotes	2			1	1	0	0
Contest Totals	66			27	37	2	0

## PCT 197

### REP Judge, County Court at Law No. 5

Vote For 1

	TOTAL	VOTE %		Election Day	Early Voting	Ballot By Mail	Provisional
Randy Johnson	40	68.97%	<div><div></div></div>	14	25	1	0
Jimmy Angelino	18	31.03%	<div><div></div></div>	8	9	1	0
Total Votes Cast	58	100.00%	<div><div></div></div>	22	34	2	0
Overvotes	0			0	0	0	0
Undervotes	8			5	3	0	0
Contest Totals	66			27	37	2	0

### REP District Clerk

Vote For 1

	TOTAL	VOTE %		Election Day	Early Voting	Ballot By Mail	Provisional
Mike Gould	27	45.76%	<div><div></div></div>	9	17	1	0
Lynne Finley	32	54.24%	<div><div></div></div>	12	19	1	0
Total Votes Cast	59	100.00%	<div><div></div></div>	21	36	2	0
Overvotes	0			0	0	0	0
Undervotes	7			6	1	0	0
Contest Totals	66			27	37	2	0

### DEM Lieutenant Governor

Vote For 1

	TOTAL	VOTE %		Election Day	Early Voting	Ballot By Mail	Provisional
Michelle Beckley	11	28.21%	<div><div></div></div>	4	5	2	0
Mike Collier	28	71.79%	<div><div></div></div>	13	14	1	0
Total Votes Cast	39	100.00%	<div><div></div></div>	17	19	3	0
Overvotes	0			0	0	0	0
Undervotes	0			0	0	0	0
Contest Totals	39			17	19	3	0

### DEM Attorney General

Vote For 1

	TOTAL	VOTE %		Election Day	Early Voting	Ballot By Mail	Provisional
Rochelle Mercedes Garza	17	43.59%	<div><div></div></div>	5	9	3	0
Joe Jaworski	22	56.41%	<div><div></div></div>	12	10	0	0
Total Votes Cast	39	100.00%	<div><div></div></div>	17	19	3	0
Overvotes	0			0	0	0	0
Undervotes	0			0	0	0	0
Contest Totals	39			17	19	3	0

## PCT 197

### DEM Comptroller of Public Accounts

Vote For 1

	TOTAL	VOTE %		Election Day	Early Voting	Ballot By Mail	Provision al
Angel Luis Vega	10	25.64%	<div><div></div></div>	4	6	0	0
Janet T. Dudding	29	74.36%	<div><div></div></div>	13	13	3	0
Total Votes Cast	39	100.00%	<div><div></div></div>	17	19	3	0
Overvotes	0			0	0	0	0
Undervotes	0			0	0	0	0
Contest Totals	39			17	19	3	0

### DEM Commissioner of the General Land Office

Vote For 1

	TOTAL	VOTE %		Election Day	Early Voting	Ballot By Mail	Provision al
Jay Kleberg	24	61.54%	<div><div></div></div>	11	12	1	0
Sandragrace Martinez	15	38.46%	<div><div></div></div>	6	7	2	0
Total Votes Cast	39	100.00%	<div><div></div></div>	17	19	3	0
Overvotes	0			0	0	0	0
Undervotes	0			0	0	0	0
Contest Totals	39			17	19	3	0

### DEM State Representative, District 70

Vote For 1

	TOTAL	VOTE %		Election Day	Early Voting	Ballot By Mail	Provision al
Mihaela Elizabeth Plesa	22	57.89%	<div><div></div></div>	12	8	2	0
Cassandra Garcia Hernandez	16	42.11%	<div><div></div></div>	5	10	1	0
Total Votes Cast	38	100.00%	<div><div></div></div>	17	18	3	0
Overvotes	0			0	0	0	0
Undervotes	1			0	1	0	0
Contest Totals	39			17	19	3	0

### DEM County Chair

Vote For 1

	TOTAL	VOTE %		Election Day	Early Voting	Ballot By Mail	Provision al
Caroline Werner	26	66.67%	<div><div></div></div>	14	10	2	0
Mike Rawlins	13	33.33%	<div><div></div></div>	3	9	1	0
Total Votes Cast	39	100.00%	<div><div></div></div>	17	19	3	0
Overvotes	0			0	0	0	0
Undervotes	0			0	0	0	0
Contest Totals	39			17	19	3	0



Summary Results Report  
Primary Runoff  
May 24th, 2022

Final Results  
SOVC  
COLLIN COUNTY

## PCT 198

### Statistics

	TOTAL	Election Day	Early Voting	Ballot By Mail	Provisional
Registered Voters - Total	125				
Ballots Cast - Total	8	5	3	0	0
Ballots Cast - Republican	8	5	3	0	0
Ballots Cast - Democratic	0	0	0	0	0
Voter Turnout - Total	6.40%				

#### REP Attorney General

Vote For 1

	TOTAL	VOTE %		Election Day	Early Voting	Ballot By Mail	Provisional
George P. Bush	0	0.00%	<div></div>	0	0	0	0
Ken Paxton	8	100.00%	<div></div>	5	3	0	0
Total Votes Cast	8	100.00%	<div></div>	5	3	0	0
Overvotes	0			0	0	0	0
Undervotes	0			0	0	0	0
Contest Totals	8			5	3	0	0

#### REP Commissioner of the General Land Office

Vote For 1

	TOTAL	VOTE %		Election Day	Early Voting	Ballot By Mail	Provisional
Tim Westley	2	25.00%	<div></div>	0	2	0	0
Dawn Buckingham	6	75.00%	<div></div>	5	1	0	0
Total Votes Cast	8	100.00%	<div></div>	5	3	0	0
Overvotes	0			0	0	0	0
Undervotes	0			0	0	0	0
Contest Totals	8			5	3	0	0

#### REP Railroad Commissioner

Vote For 1

	TOTAL	VOTE %		Election Day	Early Voting	Ballot By Mail	Provisional
Sarah Stogner	3	37.50%	<div></div>	2	1	0	0
Wayne Christian	5	62.50%	<div></div>	3	2	0	0
Total Votes Cast	8	100.00%	<div></div>	5	3	0	0
Overvotes	0			0	0	0	0
Undervotes	0			0	0	0	0
Contest Totals	8			5	3	0	0

#### REP Judge, County Court at Law No. 5

Vote For 1

	TOTAL	VOTE %		Election Day	Early Voting	Ballot By Mail	Provisional
Randy Johnson	3	42.86%	<div></div>	2	1	0	0
Jimmy Angelino	4	57.14%	<div></div>	2	2	0	0
Total Votes Cast	7	100.00%	<div></div>	4	3	0	0
Overvotes	0			0	0	0	0
Undervotes	1			1	0	0	0
Contest Totals	8			5	3	0	0

Summary Results Report  
Primary Runoff  
May 24th, 2022

Final Results  
SOVC  
COLLIN COUNTY

## PCT 198

### REP District Clerk

Vote For 1

	TOTAL	VOTE %		Election Day	Early Voting	Ballot By Mail	Provision al
Mike Gould	3	37.50%	<div><div></div></div>	1	2	0	0
Lynne Finley	5	62.50%	<div><div></div></div>	4	1	0	0
Total Votes Cast	8	100.00%	<div><div></div></div>	5	3	0	0
Overvotes	0			0	0	0	0
Undervotes	0			0	0	0	0
Contest Totals	8			5	3	0	0

### DEM Lieutenant Governor

Vote For 1

	TOTAL	VOTE %		Election Day	Early Voting	Ballot By Mail	Provision al
Michelle Beckley	0			0	0	0	0
Mike Collier	0			0	0	0	0
Total Votes Cast	0			0	0	0	0
Overvotes	0			0	0	0	0
Undervotes	0			0	0	0	0
Contest Totals	0			0	0	0	0

### DEM Attorney General

Vote For 1

	TOTAL	VOTE %		Election Day	Early Voting	Ballot By Mail	Provision al
Rochelle Mercedes Garza	0			0	0	0	0
Joe Jaworski	0			0	0	0	0
Total Votes Cast	0			0	0	0	0
Overvotes	0			0	0	0	0
Undervotes	0			0	0	0	0
Contest Totals	0			0	0	0	0

### DEM Comptroller of Public Accounts

Vote For 1

	TOTAL	VOTE %		Election Day	Early Voting	Ballot By Mail	Provision al
Angel Luis Vega	0			0	0	0	0
Janet T. Dudding	0			0	0	0	0
Total Votes Cast	0			0	0	0	0
Overvotes	0			0	0	0	0
Undervotes	0			0	0	0	0
Contest Totals	0			0	0	0	0

## PCT 198

### DEM Commissioner of the General Land Office

Vote For 1

	TOTAL	VOTE %	Election Day	Early Voting	Ballot By Mail	Provision al
Jay Kleberg	0		0	0	0	0
Sandragrace Martinez	0		0	0	0	0
Total Votes Cast	0		0	0	0	0
Overvotes	0		0	0	0	0
Undervotes	0		0	0	0	0
Contest Totals	0		0	0	0	0

### DEM County Chair

Vote For 1

	TOTAL	VOTE %	Election Day	Early Voting	Ballot By Mail	Provision al
Caroline Werner	0		0	0	0	0
Mike Rawlins	0		0	0	0	0
Total Votes Cast	0		0	0	0	0
Overvotes	0		0	0	0	0
Undervotes	0		0	0	0	0
Contest Totals	0		0	0	0	0

## PCT 199

### Statistics

	TOTAL	Election Day	Early Voting	Ballot By Mail	Provisional
Registered Voters - Total	3,075				
Ballots Cast - Total	173	95	64	14	0
Ballots Cast - Republican	135	76	50	9	0
Ballots Cast - Democratic	38	19	14	5	0
Voter Turnout - Total	5.63%				

#### REP Attorney General

Vote For 1

	TOTAL	VOTE %		Election Day	Early Voting	Ballot By Mail	Provisional
George P. Bush	55	40.74%	<div><div></div></div>	31	17	7	0
Ken Paxton	80	59.26%	<div><div></div></div>	45	33	2	0
Total Votes Cast	135	100.00%	<div><div></div></div>	76	50	9	0
Overvotes	0			0	0	0	0
Undervotes	0			0	0	0	0
Contest Totals	135			76	50	9	0

#### REP Commissioner of the General Land Office

Vote For 1

	TOTAL	VOTE %		Election Day	Early Voting	Ballot By Mail	Provisional
Tim Westley	32	26.23%	<div><div></div></div>	16	13	3	0
Dawn Buckingham	90	73.77%	<div><div></div></div>	52	33	5	0
Total Votes Cast	122	100.00%	<div><div></div></div>	68	46	8	0
Overvotes	0			0	0	0	0
Undervotes	13			8	4	1	0
Contest Totals	135			76	50	9	0

#### REP Railroad Commissioner

Vote For 1

	TOTAL	VOTE %		Election Day	Early Voting	Ballot By Mail	Provisional
Sarah Stogner	50	40.32%	<div><div></div></div>	30	17	3	0
Wayne Christian	74	59.68%	<div><div></div></div>	38	30	6	0
Total Votes Cast	124	100.00%	<div><div></div></div>	68	47	9	0
Overvotes	0			0	0	0	0
Undervotes	11			8	3	0	0
Contest Totals	135			76	50	9	0

#### REP Judge, County Court at Law No. 5

Vote For 1

	TOTAL	VOTE %		Election Day	Early Voting	Ballot By Mail	Provisional
Randy Johnson	58	46.40%	<div><div></div></div>	39	14	5	0
Jimmy Angelino	67	53.60%	<div><div></div></div>	28	36	3	0
Total Votes Cast	125	100.00%	<div><div></div></div>	67	50	8	0
Overvotes	0			0	0	0	0
Undervotes	10			9	0	1	0
Contest Totals	135			76	50	9	0

Summary Results Report  
Primary Runoff  
May 24th, 2022

Final Results  
SOVC  
COLLIN COUNTY

## PCT 199

### REP District Clerk

Vote For 1

	TOTAL	VOTE %		Election Day	Early Voting	Ballot By Mail	Provisional
Mike Gould	55	48.67%	<div><div></div></div>	27	24	4	0
Lynne Finley	58	51.33%	<div><div></div></div>	34	20	4	0
Total Votes Cast	113	100.00%	<div><div></div></div>	61	44	8	0
Overvotes	0			0	0	0	0
Undervotes	22			15	6	1	0
Contest Totals	135			76	50	9	0

### DEM Lieutenant Governor

Vote For 1

	TOTAL	VOTE %		Election Day	Early Voting	Ballot By Mail	Provisional
Michelle Beckley	18	48.65%	<div><div></div></div>	8	5	5	0
Mike Collier	19	51.35%	<div><div></div></div>	10	9	0	0
Total Votes Cast	37	100.00%	<div><div></div></div>	18	14	5	0
Overvotes	0			0	0	0	0
Undervotes	1			1	0	0	0
Contest Totals	38			19	14	5	0

### DEM Attorney General

Vote For 1

	TOTAL	VOTE %		Election Day	Early Voting	Ballot By Mail	Provisional
Rochelle Mercedes Garza	24	64.86%	<div><div></div></div>	13	6	5	0
Joe Jaworski	13	35.14%	<div><div></div></div>	5	8	0	0
Total Votes Cast	37	100.00%	<div><div></div></div>	18	14	5	0
Overvotes	0			0	0	0	0
Undervotes	1			1	0	0	0
Contest Totals	38			19	14	5	0

### DEM Comptroller of Public Accounts

Vote For 1

	TOTAL	VOTE %		Election Day	Early Voting	Ballot By Mail	Provisional
Angel Luis Vega	14	37.84%	<div><div></div></div>	7	5	2	0
Janet T. Dudding	23	62.16%	<div><div></div></div>	11	9	3	0
Total Votes Cast	37	100.00%	<div><div></div></div>	18	14	5	0
Overvotes	0			0	0	0	0
Undervotes	1			1	0	0	0
Contest Totals	38			19	14	5	0

## PCT 199

### DEM Commissioner of the General Land Office

Vote For 1

	TOTAL	VOTE %		Election Day	Early Voting	Ballot By Mail	Provision al
Jay Kleberg	15	40.54%	<div><div></div></div>	7	8	0	0
Sandragrace Martinez	22	59.46%	<div><div></div></div>	11	6	5	0
Total Votes Cast	37	100.00%	<div><div></div></div>	18	14	5	0
Overvotes	0			0	0	0	0
Undervotes	1			1	0	0	0
Contest Totals	38			19	14	5	0

### DEM County Chair

Vote For 1

	TOTAL	VOTE %		Election Day	Early Voting	Ballot By Mail	Provision al
Caroline Werner	22	59.46%	<div><div></div></div>	11	9	2	0
Mike Rawlins	15	40.54%	<div><div></div></div>	7	5	3	0
Total Votes Cast	37	100.00%	<div><div></div></div>	18	14	5	0
Overvotes	0			0	0	0	0
Undervotes	1			1	0	0	0
Contest Totals	38			19	14	5	0

## PCT 200

### Statistics

	TOTAL	Election Day	Early Voting	Ballot By Mail	Provisional
Registered Voters - Total	1,838				
Ballots Cast - Total	126	58	62	6	0
Ballots Cast - Republican	115	51	58	6	0
Ballots Cast - Democratic	11	7	4	0	0
Voter Turnout - Total	6.86%				

#### REP Attorney General

Vote For 1

	TOTAL	VOTE %		Election Day	Early Voting	Ballot By Mail	Provisional
George P. Bush	40	35.09%	<div><div></div></div>	15	24	1	0
Ken Paxton	74	64.91%	<div><div></div></div>	35	34	5	0
Total Votes Cast	114	100.00%	<div><div></div></div>	50	58	6	0
Overvotes	0			0	0	0	0
Undervotes	1			1	0	0	0
Contest Totals	115			51	58	6	0

#### REP Commissioner of the General Land Office

Vote For 1

	TOTAL	VOTE %		Election Day	Early Voting	Ballot By Mail	Provisional
Tim Westley	30	31.91%	<div><div></div></div>	20	9	1	0
Dawn Buckingham	64	68.09%	<div><div></div></div>	25	34	5	0
Total Votes Cast	94	100.00%	<div><div></div></div>	45	43	6	0
Overvotes	0			0	0	0	0
Undervotes	21			6	15	0	0
Contest Totals	115			51	58	6	0

#### REP Railroad Commissioner

Vote For 1

	TOTAL	VOTE %		Election Day	Early Voting	Ballot By Mail	Provisional
Sarah Stogner	36	34.95%	<div><div></div></div>	17	18	1	0
Wayne Christian	67	65.05%	<div><div></div></div>	31	31	5	0
Total Votes Cast	103	100.00%	<div><div></div></div>	48	49	6	0
Overvotes	0			0	0	0	0
Undervotes	12			3	9	0	0
Contest Totals	115			51	58	6	0

#### REP Judge, County Court at Law No. 5

Vote For 1

	TOTAL	VOTE %		Election Day	Early Voting	Ballot By Mail	Provisional
Randy Johnson	59	68.60%	<div><div></div></div>	26	30	3	0
Jimmy Angelino	27	31.40%	<div><div></div></div>	10	15	2	0
Total Votes Cast	86	100.00%	<div><div></div></div>	36	45	5	0
Overvotes	0			0	0	0	0
Undervotes	29			15	13	1	0
Contest Totals	115			51	58	6	0

## PCT 200

### REP District Clerk

Vote For 1

	TOTAL	VOTE %		Election Day	Early Voting	Ballot By Mail	Provisional
Mike Gould	59	64.13%	<div><div></div></div>	23	33	3	0
Lynne Finley	33	35.87%	<div><div></div></div>	14	16	3	0
Total Votes Cast	92	100.00%	<div><div></div></div>	37	49	6	0
Overvotes	0			0	0	0	0
Undervotes	23			14	9	0	0
Contest Totals	115			51	58	6	0

### REP Constable, Precinct 1

Vote For 1

	TOTAL	VOTE %		Election Day	Early Voting	Ballot By Mail	Provisional
Cris Trevino	35	35.35%	<div><div></div></div>	17	15	3	0
Matt Carpenter	64	64.65%	<div><div></div></div>	27	34	3	0
Total Votes Cast	99	100.00%	<div><div></div></div>	44	49	6	0
Overvotes	0			0	0	0	0
Undervotes	16			7	9	0	0
Contest Totals	115			51	58	6	0

### DEM Lieutenant Governor

Vote For 1

	TOTAL	VOTE %		Election Day	Early Voting	Ballot By Mail	Provisional
Michelle Beckley	5	45.45%	<div><div></div></div>	4	1	0	0
Mike Collier	6	54.55%	<div><div></div></div>	3	3	0	0
Total Votes Cast	11	100.00%	<div><div></div></div>	7	4	0	0
Overvotes	0			0	0	0	0
Undervotes	0			0	0	0	0
Contest Totals	11			7	4	0	0

### DEM Attorney General

Vote For 1

	TOTAL	VOTE %		Election Day	Early Voting	Ballot By Mail	Provisional
Rochelle Mercedes Garza	4	36.36%	<div><div></div></div>	3	1	0	0
Joe Jaworski	7	63.64%	<div><div></div></div>	4	3	0	0
Total Votes Cast	11	100.00%	<div><div></div></div>	7	4	0	0
Overvotes	0			0	0	0	0
Undervotes	0			0	0	0	0
Contest Totals	11			7	4	0	0



## PCT 200

### DEM Comptroller of Public Accounts

Vote For 1

	TOTAL	VOTE %		Election Day	Early Voting	Ballot By Mail	Provision al
Angel Luis Vega	2	18.18%	<div><div></div></div>	2	0	0	0
Janet T. Dudding	9	81.82%	<div><div></div></div>	5	4	0	0
Total Votes Cast	11	100.00%	<div><div></div></div>	7	4	0	0
Overvotes	0			0	0	0	0
Undervotes	0			0	0	0	0
Contest Totals	11			7	4	0	0

### DEM Commissioner of the General Land Office

Vote For 1

	TOTAL	VOTE %		Election Day	Early Voting	Ballot By Mail	Provision al
Jay Kleberg	8	72.73%	<div><div></div></div>	5	3	0	0
Sandragrace Martinez	3	27.27%	<div><div></div></div>	2	1	0	0
Total Votes Cast	11	100.00%	<div><div></div></div>	7	4	0	0
Overvotes	0			0	0	0	0
Undervotes	0			0	0	0	0
Contest Totals	11			7	4	0	0

### DEM County Chair

Vote For 1

	TOTAL	VOTE %		Election Day	Early Voting	Ballot By Mail	Provision al
Caroline Werner	7	63.64%	<div><div></div></div>	5	2	0	0
Mike Rawlins	4	36.36%	<div><div></div></div>	2	2	0	0
Total Votes Cast	11	100.00%	<div><div></div></div>	7	4	0	0
Overvotes	0			0	0	0	0
Undervotes	0			0	0	0	0
Contest Totals	11			7	4	0	0

## PCT 201

### Statistics

	TOTAL	Election Day	Early Voting	Ballot By Mail	Provisional
Registered Voters - Total	0				
Ballots Cast - Total	0	0	0	0	0
Ballots Cast - Republican	0	0	0	0	0
Ballots Cast - Democratic	0	0	0	0	0
Voter Turnout - Total	0.00%				

### REP Attorney General

Vote For 1

	TOTAL	VOTE %	Election Day	Early Voting	Ballot By Mail	Provisional
George P. Bush	0		0	0	0	0
Ken Paxton	0		0	0	0	0
Total Votes Cast	0		0	0	0	0
Overvotes	0		0	0	0	0
Undervotes	0		0	0	0	0
Contest Totals	0		0	0	0	0

### REP Commissioner of the General Land Office

Vote For 1

	TOTAL	VOTE %	Election Day	Early Voting	Ballot By Mail	Provisional
Tim Westley	0		0	0	0	0
Dawn Buckingham	0		0	0	0	0
Total Votes Cast	0		0	0	0	0
Overvotes	0		0	0	0	0
Undervotes	0		0	0	0	0
Contest Totals	0		0	0	0	0

### REP Railroad Commissioner

Vote For 1

	TOTAL	VOTE %	Election Day	Early Voting	Ballot By Mail	Provisional
Sarah Stogner	0		0	0	0	0
Wayne Christian	0		0	0	0	0
Total Votes Cast	0		0	0	0	0
Overvotes	0		0	0	0	0
Undervotes	0		0	0	0	0
Contest Totals	0		0	0	0	0

### REP Judge, County Court at Law No. 5

Vote For 1

	TOTAL	VOTE %	Election Day	Early Voting	Ballot By Mail	Provisional
Randy Johnson	0		0	0	0	0
Jimmy Angelino	0		0	0	0	0
Total Votes Cast	0		0	0	0	0
Overvotes	0		0	0	0	0
Undervotes	0		0	0	0	0
Contest Totals	0		0	0	0	0

## PCT 201

### REP District Clerk

Vote For 1

	TOTAL	VOTE %	Election Day	Early Voting	Ballot By Mail	Provision al
Mike Gould	0		0	0	0	0
Lynne Finley	0		0	0	0	0
Total Votes Cast	0		0	0	0	0
Overvotes	0		0	0	0	0
Undervotes	0		0	0	0	0
Contest Totals	0		0	0	0	0

### REP Constable, Precinct 1

Vote For 1

	TOTAL	VOTE %	Election Day	Early Voting	Ballot By Mail	Provision al
Cris Trevino	0		0	0	0	0
Matt Carpenter	0		0	0	0	0
Total Votes Cast	0		0	0	0	0
Overvotes	0		0	0	0	0
Undervotes	0		0	0	0	0
Contest Totals	0		0	0	0	0

### DEM Lieutenant Governor

Vote For 1

	TOTAL	VOTE %	Election Day	Early Voting	Ballot By Mail	Provision al
Michelle Beckley	0		0	0	0	0
Mike Collier	0		0	0	0	0
Total Votes Cast	0		0	0	0	0
Overvotes	0		0	0	0	0
Undervotes	0		0	0	0	0
Contest Totals	0		0	0	0	0

### DEM Attorney General

Vote For 1

	TOTAL	VOTE %	Election Day	Early Voting	Ballot By Mail	Provision al
Rochelle Mercedes Garza	0		0	0	0	0
Joe Jaworski	0		0	0	0	0
Total Votes Cast	0		0	0	0	0
Overvotes	0		0	0	0	0
Undervotes	0		0	0	0	0
Contest Totals	0		0	0	0	0

## PCT 201

### DEM Comptroller of Public Accounts

Vote For 1

	TOTAL	VOTE %	Election Day	Early Voting	Ballot By Mail	Provision al
Angel Luis Vega	0		0	0	0	0
Janet T. Dudding	0		0	0	0	0
Total Votes Cast	0		0	0	0	0
Overvotes	0		0	0	0	0
Undervotes	0		0	0	0	0
Contest Totals	0		0	0	0	0

### DEM Commissioner of the General Land Office

Vote For 1

	TOTAL	VOTE %	Election Day	Early Voting	Ballot By Mail	Provision al
Jay Kleberg	0		0	0	0	0
Sandragrace Martinez	0		0	0	0	0
Total Votes Cast	0		0	0	0	0
Overvotes	0		0	0	0	0
Undervotes	0		0	0	0	0
Contest Totals	0		0	0	0	0

### DEM County Chair

Vote For 1

	TOTAL	VOTE %	Election Day	Early Voting	Ballot By Mail	Provision al
Caroline Werner	0		0	0	0	0
Mike Rawlins	0		0	0	0	0
Total Votes Cast	0		0	0	0	0
Overvotes	0		0	0	0	0
Undervotes	0		0	0	0	0
Contest Totals	0		0	0	0	0

## PCT 202

### Statistics

	TOTAL	Election Day	Early Voting	Ballot By Mail	Provisional
Registered Voters - Total	2				
Ballots Cast - Total	0	0	0	0	0
Ballots Cast - Republican	0	0	0	0	0
Ballots Cast - Democratic	0	0	0	0	0
Voter Turnout - Total	0.00%				

### REP Attorney General

Vote For 1

	TOTAL	VOTE %	Election Day	Early Voting	Ballot By Mail	Provisional
George P. Bush	0		0	0	0	0
Ken Paxton	0		0	0	0	0
Total Votes Cast	0		0	0	0	0
Overvotes	0		0	0	0	0
Undervotes	0		0	0	0	0
Contest Totals	0		0	0	0	0

### REP Commissioner of the General Land Office

Vote For 1

	TOTAL	VOTE %	Election Day	Early Voting	Ballot By Mail	Provisional
Tim Westley	0		0	0	0	0
Dawn Buckingham	0		0	0	0	0
Total Votes Cast	0		0	0	0	0
Overvotes	0		0	0	0	0
Undervotes	0		0	0	0	0
Contest Totals	0		0	0	0	0

### REP Railroad Commissioner

Vote For 1

	TOTAL	VOTE %	Election Day	Early Voting	Ballot By Mail	Provisional
Sarah Stogner	0		0	0	0	0
Wayne Christian	0		0	0	0	0
Total Votes Cast	0		0	0	0	0
Overvotes	0		0	0	0	0
Undervotes	0		0	0	0	0
Contest Totals	0		0	0	0	0

### REP State Representative, District 70

Vote For 1

	TOTAL	VOTE %	Election Day	Early Voting	Ballot By Mail	Provisional
Jamee Jolly	0		0	0	0	0
Eric J. Bowlin	0		0	0	0	0
Total Votes Cast	0		0	0	0	0
Overvotes	0		0	0	0	0
Undervotes	0		0	0	0	0
Contest Totals	0		0	0	0	0

## PCT 202

### REP Judge, County Court at Law No. 5

Vote For 1

	TOTAL	VOTE %	Election Day	Early Voting	Ballot By Mail	Provision al
Randy Johnson	0		0	0	0	0
Jimmy Angelino	0		0	0	0	0
Total Votes Cast	0		0	0	0	0
Overvotes	0		0	0	0	0
Undervotes	0		0	0	0	0
Contest Totals	0		0	0	0	0

### REP District Clerk

Vote For 1

	TOTAL	VOTE %	Election Day	Early Voting	Ballot By Mail	Provision al
Mike Gould	0		0	0	0	0
Lynne Finley	0		0	0	0	0
Total Votes Cast	0		0	0	0	0
Overvotes	0		0	0	0	0
Undervotes	0		0	0	0	0
Contest Totals	0		0	0	0	0

### DEM Lieutenant Governor

Vote For 1

	TOTAL	VOTE %	Election Day	Early Voting	Ballot By Mail	Provision al
Michelle Beckley	0		0	0	0	0
Mike Collier	0		0	0	0	0
Total Votes Cast	0		0	0	0	0
Overvotes	0		0	0	0	0
Undervotes	0		0	0	0	0
Contest Totals	0		0	0	0	0

### DEM Attorney General

Vote For 1

	TOTAL	VOTE %	Election Day	Early Voting	Ballot By Mail	Provision al
Rochelle Mercedes Garza	0		0	0	0	0
Joe Jaworski	0		0	0	0	0
Total Votes Cast	0		0	0	0	0
Overvotes	0		0	0	0	0
Undervotes	0		0	0	0	0
Contest Totals	0		0	0	0	0

## PCT 202

### DEM Comptroller of Public Accounts

Vote For 1

	TOTAL	VOTE %	Election Day	Early Voting	Ballot By Mail	Provision al
Angel Luis Vega	0		0	0	0	0
Janet T. Dudding	0		0	0	0	0
Total Votes Cast	0		0	0	0	0
Overvotes	0		0	0	0	0
Undervotes	0		0	0	0	0
Contest Totals	0		0	0	0	0

### DEM Commissioner of the General Land Office

Vote For 1

	TOTAL	VOTE %	Election Day	Early Voting	Ballot By Mail	Provision al
Jay Kleberg	0		0	0	0	0
Sandragrace Martinez	0		0	0	0	0
Total Votes Cast	0		0	0	0	0
Overvotes	0		0	0	0	0
Undervotes	0		0	0	0	0
Contest Totals	0		0	0	0	0

### DEM State Representative, District 70

Vote For 1

	TOTAL	VOTE %	Election Day	Early Voting	Ballot By Mail	Provision al
Mihaela Elizabeth Plesa	0		0	0	0	0
Cassandra Garcia Hernandez	0		0	0	0	0
Total Votes Cast	0		0	0	0	0
Overvotes	0		0	0	0	0
Undervotes	0		0	0	0	0
Contest Totals	0		0	0	0	0

### DEM County Chair

Vote For 1

	TOTAL	VOTE %	Election Day	Early Voting	Ballot By Mail	Provision al
Caroline Werner	0		0	0	0	0
Mike Rawlins	0		0	0	0	0
Total Votes Cast	0		0	0	0	0
Overvotes	0		0	0	0	0
Undervotes	0		0	0	0	0
Contest Totals	0		0	0	0	0

## PCT 203

### Statistics

	TOTAL	Election Day	Early Voting	Ballot By Mail	Provisional
Registered Voters - Total	3,127				
Ballots Cast - Total	467	150	286	31	0
Ballots Cast - Republican	392	120	248	24	0
Ballots Cast - Democratic	75	30	38	7	0
Voter Turnout - Total	14.93%				

### REP Attorney General

Vote For 1

	TOTAL	VOTE %		Election Day	Early Voting	Ballot By Mail	Provisional
George P. Bush	149	38.30%	<div><div></div></div>	43	90	16	0
Ken Paxton	240	61.70%	<div><div></div></div>	77	155	8	0
Total Votes Cast	389	100.00%	<div><div></div></div>	120	245	24	0
Overvotes	0			0	0	0	0
Undervotes	3			0	3	0	0
Contest Totals	392			120	248	24	0

### REP Commissioner of the General Land Office

Vote For 1

	TOTAL	VOTE %		Election Day	Early Voting	Ballot By Mail	Provisional
Tim Westley	78	24.22%	<div><div></div></div>	25	42	11	0
Dawn Buckingham	244	75.78%	<div><div></div></div>	77	157	10	0
Total Votes Cast	322	100.00%	<div><div></div></div>	102	199	21	0
Overvotes	0			0	0	0	0
Undervotes	70			18	49	3	0
Contest Totals	392			120	248	24	0

### REP Railroad Commissioner

Vote For 1

	TOTAL	VOTE %		Election Day	Early Voting	Ballot By Mail	Provisional
Sarah Stogner	119	35.52%	<div><div></div></div>	45	71	3	0
Wayne Christian	216	64.48%	<div><div></div></div>	59	137	20	0
Total Votes Cast	335	100.00%	<div><div></div></div>	104	208	23	0
Overvotes	0			0	0	0	0
Undervotes	57			16	40	1	0
Contest Totals	392			120	248	24	0

### REP State Representative, District 61

Vote For 1

	TOTAL	VOTE %		Election Day	Early Voting	Ballot By Mail	Provisional
Frederick Frazier	280	73.11%	<div><div></div></div>	84	177	19	0
Paul Chabot	103	26.89%	<div><div></div></div>	30	68	5	0
Total Votes Cast	383	100.00%	<div><div></div></div>	114	245	24	0
Overvotes	0			0	0	0	0
Undervotes	9			6	3	0	0
Contest Totals	392			120	248	24	0



## PCT 203

### REP Judge, County Court at Law No. 5

Vote For 1

	TOTAL	VOTE %		Election Day	Early Voting	Ballot By Mail	Provision al
Randy Johnson	178	53.61%	<div><div></div></div>	56	104	18	0
Jimmy Angelino	154	46.39%	<div><div></div></div>	47	104	3	0
Total Votes Cast	332	100.00%	<div><div></div></div>	103	208	21	0
Overvotes	0			0	0	0	0
Undervotes	60			17	40	3	0
Contest Totals	392			120	248	24	0

### REP District Clerk

Vote For 1

	TOTAL	VOTE %		Election Day	Early Voting	Ballot By Mail	Provision al
Mike Gould	159	49.38%	<div><div></div></div>	50	105	4	0
Lynne Finley	163	50.62%	<div><div></div></div>	52	94	17	0
Total Votes Cast	322	100.00%	<div><div></div></div>	102	199	21	0
Overvotes	0			0	0	0	0
Undervotes	70			18	49	3	0
Contest Totals	392			120	248	24	0

### DEM Lieutenant Governor

Vote For 1

	TOTAL	VOTE %		Election Day	Early Voting	Ballot By Mail	Provision al
Michelle Beckley	19	25.68%	<div><div></div></div>	10	8	1	0
Mike Collier	55	74.32%	<div><div></div></div>	20	29	6	0
Total Votes Cast	74	100.00%	<div><div></div></div>	30	37	7	0
Overvotes	0			0	0	0	0
Undervotes	1			0	1	0	0
Contest Totals	75			30	38	7	0

### DEM Attorney General

Vote For 1

	TOTAL	VOTE %		Election Day	Early Voting	Ballot By Mail	Provision al
Rochelle Mercedes Garza	27	36.99%	<div><div></div></div>	11	12	4	0
Joe Jaworski	46	63.01%	<div><div></div></div>	19	24	3	0
Total Votes Cast	73	100.00%	<div><div></div></div>	30	36	7	0
Overvotes	0			0	0	0	0
Undervotes	2			0	2	0	0
Contest Totals	75			30	38	7	0

## PCT 203

### DEM Comptroller of Public Accounts

Vote For 1

	TOTAL	VOTE %		Election Day	Early Voting	Ballot By Mail	Provision al
Angel Luis Vega	22	29.73%	<div><div></div></div>	13	6	3	0
Janet T. Dudding	52	70.27%	<div><div></div></div>	17	31	4	0
Total Votes Cast	74	100.00%	<div><div></div></div>	30	37	7	0
Overvotes	0			0	0	0	0
Undervotes	1			0	1	0	0
Contest Totals	75			30	38	7	0

### DEM Commissioner of the General Land Office

Vote For 1

	TOTAL	VOTE %		Election Day	Early Voting	Ballot By Mail	Provision al
Jay Kleberg	50	68.49%	<div><div></div></div>	19	28	3	0
Sandragrace Martinez	23	31.51%	<div><div></div></div>	10	9	4	0
Total Votes Cast	73	100.00%	<div><div></div></div>	29	37	7	0
Overvotes	0			0	0	0	0
Undervotes	2			1	1	0	0
Contest Totals	75			30	38	7	0

### DEM County Chair

Vote For 1

	TOTAL	VOTE %		Election Day	Early Voting	Ballot By Mail	Provision al
Caroline Werner	46	62.16%	<div><div></div></div>	20	25	1	0
Mike Rawlins	28	37.84%	<div><div></div></div>	9	13	6	0
Total Votes Cast	74	100.00%	<div><div></div></div>	29	38	7	0
Overvotes	0			0	0	0	0
Undervotes	1			1	0	0	0
Contest Totals	75			30	38	7	0

## PCT 204

### Statistics

	TOTAL	Election Day	Early Voting	Ballot By Mail	Provisional
Registered Voters - Total	348				
Ballots Cast - Total	75	21	54	0	0
Ballots Cast - Republican	73	20	53	0	0
Ballots Cast - Democratic	2	1	1	0	0
Voter Turnout - Total	21.55%				

#### REP Attorney General

Vote For 1

	TOTAL	VOTE %		Election Day	Early Voting	Ballot By Mail	Provisional
George P. Bush	20	27.78%	<div><div></div></div>	7	13	0	0
Ken Paxton	52	72.22%	<div><div></div></div>	12	40	0	0
Total Votes Cast	72	100.00%	<div><div></div></div>	19	53	0	0
Overvotes	0			0	0	0	0
Undervotes	1			1	0	0	0
Contest Totals	73			20	53	0	0

#### REP Commissioner of the General Land Office

Vote For 1

	TOTAL	VOTE %		Election Day	Early Voting	Ballot By Mail	Provisional
Tim Westley	15	24.59%	<div><div></div></div>	3	12	0	0
Dawn Buckingham	46	75.41%	<div><div></div></div>	14	32	0	0
Total Votes Cast	61	100.00%	<div><div></div></div>	17	44	0	0
Overvotes	0			0	0	0	0
Undervotes	12			3	9	0	0
Contest Totals	73			20	53	0	0

#### REP Railroad Commissioner

Vote For 1

	TOTAL	VOTE %		Election Day	Early Voting	Ballot By Mail	Provisional
Sarah Stogner	24	40.00%	<div><div></div></div>	6	18	0	0
Wayne Christian	36	60.00%	<div><div></div></div>	11	25	0	0
Total Votes Cast	60	100.00%	<div><div></div></div>	17	43	0	0
Overvotes	0			0	0	0	0
Undervotes	13			3	10	0	0
Contest Totals	73			20	53	0	0

#### REP State Representative, District 61

Vote For 1

	TOTAL	VOTE %		Election Day	Early Voting	Ballot By Mail	Provisional
Frederick Frazier	64	87.67%	<div><div></div></div>	18	46	0	0
Paul Chabot	9	12.33%	<div><div></div></div>	2	7	0	0
Total Votes Cast	73	100.00%	<div><div></div></div>	20	53	0	0
Overvotes	0			0	0	0	0
Undervotes	0			0	0	0	0
Contest Totals	73			20	53	0	0

## PCT 204

### REP Judge, County Court at Law No. 5

Vote For 1

	TOTAL	VOTE %		Election Day	Early Voting	Ballot By Mail	Provisional
Randy Johnson	36	53.73%	<div><div></div></div>	11	25	0	0
Jimmy Angelino	31	46.27%	<div><div></div></div>	8	23	0	0
Total Votes Cast	67	100.00%	<div><div></div></div>	19	48	0	0
Overvotes	0			0	0	0	0
Undervotes	6			1	5	0	0
Contest Totals	73			20	53	0	0

### REP District Clerk

Vote For 1

	TOTAL	VOTE %		Election Day	Early Voting	Ballot By Mail	Provisional
Mike Gould	24	40.00%	<div><div></div></div>	6	18	0	0
Lynne Finley	36	60.00%	<div><div></div></div>	9	27	0	0
Total Votes Cast	60	100.00%	<div><div></div></div>	15	45	0	0
Overvotes	0			0	0	0	0
Undervotes	13			5	8	0	0
Contest Totals	73			20	53	0	0

### REP Constable, Precinct 1

Vote For 1

	TOTAL	VOTE %		Election Day	Early Voting	Ballot By Mail	Provisional
Cris Trevino	19	32.76%	<div><div></div></div>	4	15	0	0
Matt Carpenter	39	67.24%	<div><div></div></div>	11	28	0	0
Total Votes Cast	58	100.00%	<div><div></div></div>	15	43	0	0
Overvotes	0			0	0	0	0
Undervotes	15			5	10	0	0
Contest Totals	73			20	53	0	0

### DEM Lieutenant Governor

Vote For 1

	TOTAL	VOTE %		Election Day	Early Voting	Ballot By Mail	Provisional
Michelle Beckley	2	100.00%	<div><div></div></div>	1	1	0	0
Mike Collier	0	0.00%	<div><div></div></div>	0	0	0	0
Total Votes Cast	2	100.00%	<div><div></div></div>	1	1	0	0
Overvotes	0			0	0	0	0
Undervotes	0			0	0	0	0
Contest Totals	2			1	1	0	0

## PCT 204

### DEM Attorney General

Vote For 1

	TOTAL	VOTE %		Election Day	Early Voting	Ballot By Mail	Provision al
Rochelle Mercedes Garza	2	100.00%	<div><div></div></div>	1	1	0	0
Joe Jaworski	0	0.00%	<div><div></div></div>	0	0	0	0
Total Votes Cast	2	100.00%	<div><div></div></div>	1	1	0	0
Overvotes	0			0	0	0	0
Undervotes	0			0	0	0	0
Contest Totals	2			1	1	0	0

### DEM Comptroller of Public Accounts

Vote For 1

	TOTAL	VOTE %		Election Day	Early Voting	Ballot By Mail	Provision al
Angel Luis Vega	2	100.00%	<div><div></div></div>	1	1	0	0
Janet T. Dudding	0	0.00%	<div><div></div></div>	0	0	0	0
Total Votes Cast	2	100.00%	<div><div></div></div>	1	1	0	0
Overvotes	0			0	0	0	0
Undervotes	0			0	0	0	0
Contest Totals	2			1	1	0	0

### DEM Commissioner of the General Land Office

Vote For 1

	TOTAL	VOTE %		Election Day	Early Voting	Ballot By Mail	Provision al
Jay Kleberg	2	100.00%	<div><div></div></div>	1	1	0	0
Sandragrace Martinez	0	0.00%	<div><div></div></div>	0	0	0	0
Total Votes Cast	2	100.00%	<div><div></div></div>	1	1	0	0
Overvotes	0			0	0	0	0
Undervotes	0			0	0	0	0
Contest Totals	2			1	1	0	0

### DEM County Chair

Vote For 1

	TOTAL	VOTE %		Election Day	Early Voting	Ballot By Mail	Provision al
Caroline Werner	1	50.00%	<div><div></div><div></div></div>	0	1	0	0
Mike Rawlins	1	50.00%	<div><div></div><div></div></div>	1	0	0	0
Total Votes Cast	2	100.00%	<div><div></div></div>	1	1	0	0
Overvotes	0			0	0	0	0
Undervotes	0			0	0	0	0
Contest Totals	2			1	1	0	0

Summary Results Report  
Primary Runoff  
May 24th, 2022

Final Results  
SOVC  
COLLIN COUNTY

## PCT 205

### Statistics

	TOTAL	Election Day	Early Voting	Ballot By Mail	Provisional
Registered Voters - Total	33				
Ballots Cast - Total	6	2	4	0	0
Ballots Cast - Republican	3	0	3	0	0
Ballots Cast - Democratic	3	2	1	0	0
Voter Turnout - Total	18.18%				

#### REP Attorney General

Vote For 1

	TOTAL	VOTE %		Election Day	Early Voting	Ballot By Mail	Provisional
George P. Bush	0	0.00%	<div></div>	0	0	0	0
Ken Paxton	3	100.00%	<div></div>	0	3	0	0
Total Votes Cast	3	100.00%	<div></div>	0	3	0	0
Overvotes	0			0	0	0	0
Undervotes	0			0	0	0	0
Contest Totals	3			0	3	0	0

#### REP Commissioner of the General Land Office

Vote For 1

	TOTAL	VOTE %		Election Day	Early Voting	Ballot By Mail	Provisional
Tim Westley	0	0.00%	<div></div>	0	0	0	0
Dawn Buckingham	1	100.00%	<div></div>	0	1	0	0
Total Votes Cast	1	100.00%	<div></div>	0	1	0	0
Overvotes	0			0	0	0	0
Undervotes	2			0	2	0	0
Contest Totals	3			0	3	0	0

#### REP Railroad Commissioner

Vote For 1

	TOTAL	VOTE %		Election Day	Early Voting	Ballot By Mail	Provisional
Sarah Stogner	2	100.00%	<div></div>	0	2	0	0
Wayne Christian	0	0.00%	<div></div>	0	0	0	0
Total Votes Cast	2	100.00%	<div></div>	0	2	0	0
Overvotes	0			0	0	0	0
Undervotes	1			0	1	0	0
Contest Totals	3			0	3	0	0

#### REP State Representative, District 61

Vote For 1

	TOTAL	VOTE %		Election Day	Early Voting	Ballot By Mail	Provisional
Frederick Frazier	3	100.00%	<div></div>	0	3	0	0
Paul Chabot	0	0.00%	<div></div>	0	0	0	0
Total Votes Cast	3	100.00%	<div></div>	0	3	0	0
Overvotes	0			0	0	0	0
Undervotes	0			0	0	0	0
Contest Totals	3			0	3	0	0

## PCT 205

### REP Judge, County Court at Law No. 5

Vote For 1

	TOTAL	VOTE %		Election Day	Early Voting	Ballot By Mail	Provisional
Randy Johnson	0	0.00%	<div></div>	0	0	0	0
Jimmy Angelino	1	100.00%	<div></div>	0	1	0	0
Total Votes Cast	1	100.00%	<div></div>	0	1	0	0
Overvotes	0			0	0	0	0
Undervotes	2			0	2	0	0
Contest Totals	3			0	3	0	0

### REP District Clerk

Vote For 1

	TOTAL	VOTE %		Election Day	Early Voting	Ballot By Mail	Provisional
Mike Gould	1	100.00%	<div></div>	0	1	0	0
Lynne Finley	0	0.00%	<div></div>	0	0	0	0
Total Votes Cast	1	100.00%	<div></div>	0	1	0	0
Overvotes	0			0	0	0	0
Undervotes	2			0	2	0	0
Contest Totals	3			0	3	0	0

### REP Constable, Precinct 1

Vote For 1

	TOTAL	VOTE %		Election Day	Early Voting	Ballot By Mail	Provisional
Cris Trevino	1	50.00%	<div></div>	0	1	0	0
Matt Carpenter	1	50.00%	<div></div>	0	1	0	0
Total Votes Cast	2	100.00%	<div></div>	0	2	0	0
Overvotes	0			0	0	0	0
Undervotes	1			0	1	0	0
Contest Totals	3			0	3	0	0

### DEM Lieutenant Governor

Vote For 1

	TOTAL	VOTE %		Election Day	Early Voting	Ballot By Mail	Provisional
Michelle Beckley	0	0.00%	<div></div>	0	0	0	0
Mike Collier	3	100.00%	<div></div>	2	1	0	0
Total Votes Cast	3	100.00%	<div></div>	2	1	0	0
Overvotes	0			0	0	0	0
Undervotes	0			0	0	0	0
Contest Totals	3			2	1	0	0

## PCT 205

### DEM Attorney General

Vote For 1

	TOTAL	VOTE %		Election Day	Early Voting	Ballot By Mail	Provision al
Rochelle Mercedes Garza	1	33.33%	<div><div></div></div>	1	0	0	0
Joe Jaworski	2	66.67%	<div><div></div></div>	1	1	0	0
Total Votes Cast	3	100.00%	<div><div></div></div>	2	1	0	0
Overvotes	0			0	0	0	0
Undervotes	0			0	0	0	0
Contest Totals	3			2	1	0	0

### DEM Comptroller of Public Accounts

Vote For 1

	TOTAL	VOTE %		Election Day	Early Voting	Ballot By Mail	Provision al
Angel Luis Vega	0	0.00%	<div><div></div></div>	0	0	0	0
Janet T. Dudding	3	100.00%	<div><div></div></div>	2	1	0	0
Total Votes Cast	3	100.00%	<div><div></div></div>	2	1	0	0
Overvotes	0			0	0	0	0
Undervotes	0			0	0	0	0
Contest Totals	3			2	1	0	0

### DEM Commissioner of the General Land Office

Vote For 1

	TOTAL	VOTE %		Election Day	Early Voting	Ballot By Mail	Provision al
Jay Kleberg	3	100.00%	<div><div></div></div>	2	1	0	0
Sandragrace Martinez	0	0.00%	<div><div></div></div>	0	0	0	0
Total Votes Cast	3	100.00%	<div><div></div></div>	2	1	0	0
Overvotes	0			0	0	0	0
Undervotes	0			0	0	0	0
Contest Totals	3			2	1	0	0

### DEM County Chair

Vote For 1

	TOTAL	VOTE %		Election Day	Early Voting	Ballot By Mail	Provision al
Caroline Werner	3	100.00%	<div><div></div></div>	2	1	0	0
Mike Rawlins	0	0.00%	<div><div></div></div>	0	0	0	0
Total Votes Cast	3	100.00%	<div><div></div></div>	2	1	0	0
Overvotes	0			0	0	0	0
Undervotes	0			0	0	0	0
Contest Totals	3			2	1	0	0



## PCT 206

### Statistics

	TOTAL	Election Day	Early Voting	Ballot By Mail	Provisional
Registered Voters - Total	1,730				
Ballots Cast - Total	182	59	110	12	1
Ballots Cast - Republican	147	45	89	12	1
Ballots Cast - Democratic	35	14	21	0	0
Voter Turnout - Total	10.52%				

### REP Attorney General

Vote For 1

	TOTAL	VOTE %		Election Day	Early Voting	Ballot By Mail	Provisional
George P. Bush	32	22.22%	<div><div></div></div>	10	21	1	0
Ken Paxton	112	77.78%	<div><div></div></div>	34	66	11	1
Total Votes Cast	144	100.00%	<div><div></div></div>	44	87	12	1
Overvotes	0			0	0	0	0
Undervotes	3			1	2	0	0
Contest Totals	147			45	89	12	1

### REP Commissioner of the General Land Office

Vote For 1

	TOTAL	VOTE %		Election Day	Early Voting	Ballot By Mail	Provisional
Tim Westley	27	21.43%	<div><div></div></div>	10	16	0	1
Dawn Buckingham	99	78.57%	<div><div></div></div>	27	62	10	0
Total Votes Cast	126	100.00%	<div><div></div></div>	37	78	10	1
Overvotes	0			0	0	0	0
Undervotes	21			8	11	2	0
Contest Totals	147			45	89	12	1

### REP Railroad Commissioner

Vote For 1

	TOTAL	VOTE %		Election Day	Early Voting	Ballot By Mail	Provisional
Sarah Stogner	48	37.80%	<div><div></div></div>	17	28	3	0
Wayne Christian	79	62.20%	<div><div></div></div>	20	51	7	1
Total Votes Cast	127	100.00%	<div><div></div></div>	37	79	10	1
Overvotes	0			0	0	0	0
Undervotes	20			8	10	2	0
Contest Totals	147			45	89	12	1

### REP State Representative, District 61

Vote For 1

	TOTAL	VOTE %		Election Day	Early Voting	Ballot By Mail	Provisional
Frederick Frazier	85	61.59%	<div><div></div></div>	22	56	6	1
Paul Chabot	53	38.41%	<div><div></div></div>	18	30	5	0
Total Votes Cast	138	100.00%	<div><div></div></div>	40	86	11	1
Overvotes	0			0	0	0	0
Undervotes	9			5	3	1	0
Contest Totals	147			45	89	12	1

## PCT 206

### REP Judge, County Court at Law No. 5

Vote For 1

	TOTAL	VOTE %		Election Day	Early Voting	Ballot By Mail	Provision al
Randy Johnson	71	58.68%	<div><div></div></div>	21	44	6	0
Jimmy Angelino	50	41.32%	<div><div></div></div>	14	31	4	1
Total Votes Cast	121	100.00%	<div><div></div></div>	35	75	10	1
Overvotes	0			0	0	0	0
Undervotes	26			10	14	2	0
Contest Totals	147			45	89	12	1

### REP District Clerk

Vote For 1

	TOTAL	VOTE %		Election Day	Early Voting	Ballot By Mail	Provision al
Mike Gould	60	51.28%	<div><div></div></div>	21	35	3	1
Lynne Finley	57	48.72%	<div><div></div></div>	14	38	5	0
Total Votes Cast	117	100.00%	<div><div></div></div>	35	73	8	1
Overvotes	0			0	0	0	0
Undervotes	30			10	16	4	0
Contest Totals	147			45	89	12	1

### DEM Lieutenant Governor

Vote For 1

	TOTAL	VOTE %		Election Day	Early Voting	Ballot By Mail	Provision al
Michelle Beckley	12	35.29%	<div><div></div></div>	5	7	0	0
Mike Collier	22	64.71%	<div><div></div></div>	8	14	0	0
Total Votes Cast	34	100.00%	<div><div></div></div>	13	21	0	0
Overvotes	0			0	0	0	0
Undervotes	1			1	0	0	0
Contest Totals	35			14	21	0	0

### DEM Attorney General

Vote For 1

	TOTAL	VOTE %		Election Day	Early Voting	Ballot By Mail	Provision al
Rochelle Mercedes Garza	19	55.88%	<div><div></div></div>	10	9	0	0
Joe Jaworski	15	44.12%	<div><div></div></div>	3	12	0	0
Total Votes Cast	34	100.00%	<div><div></div></div>	13	21	0	0
Overvotes	0			0	0	0	0
Undervotes	1			1	0	0	0
Contest Totals	35			14	21	0	0

## PCT 206

### DEM Comptroller of Public Accounts

Vote For 1

	TOTAL	VOTE %		Election Day	Early Voting	Ballot By Mail	Provision al
Angel Luis Vega	17	50.00%	<div><div></div></div>	10	7	0	0
Janet T. Dudding	17	50.00%	<div><div></div></div>	3	14	0	0
Total Votes Cast	34	100.00%	<div><div></div></div>	13	21	0	0
Overvotes	0			0	0	0	0
Undervotes	1			1	0	0	0
Contest Totals	35			14	21	0	0

### DEM Commissioner of the General Land Office

Vote For 1

	TOTAL	VOTE %		Election Day	Early Voting	Ballot By Mail	Provision al
Jay Kleberg	17	50.00%	<div><div></div></div>	6	11	0	0
Sandragrace Martinez	17	50.00%	<div><div></div></div>	7	10	0	0
Total Votes Cast	34	100.00%	<div><div></div></div>	13	21	0	0
Overvotes	0			0	0	0	0
Undervotes	1			1	0	0	0
Contest Totals	35			14	21	0	0

### DEM County Chair

Vote For 1

	TOTAL	VOTE %		Election Day	Early Voting	Ballot By Mail	Provision al
Caroline Werner	27	77.14%	<div><div></div></div>	11	16	0	0
Mike Rawlins	8	22.86%	<div><div></div></div>	3	5	0	0
Total Votes Cast	35	100.00%	<div><div></div></div>	14	21	0	0
Overvotes	0			0	0	0	0
Undervotes	0			0	0	0	0
Contest Totals	35			14	21	0	0

Summary Results Report  
Primary Runoff  
May 24th, 2022

Final Results  
SOVC  
COLLIN COUNTY

## PCT 207

### Statistics

	TOTAL	Election Day	Early Voting	Ballot By Mail	Provisional
Registered Voters - Total	3,925				
Ballots Cast - Total	319	152	141	25	1
Ballots Cast - Republican	244	123	100	20	1
Ballots Cast - Democratic	75	29	41	5	0
Voter Turnout - Total	8.13%				

#### REP Attorney General

Vote For 1

	TOTAL	VOTE %		Election Day	Early Voting	Ballot By Mail	Provisional
George P. Bush	72	29.63%	<div><div></div></div>	39	24	8	1
Ken Paxton	171	70.37%	<div><div></div></div>	83	76	12	0
Total Votes Cast	243	100.00%	<div><div></div></div>	122	100	20	1
Overvotes	0			0	0	0	0
Undervotes	1			1	0	0	0
Contest Totals	244			123	100	20	1

#### REP Commissioner of the General Land Office

Vote For 1

	TOTAL	VOTE %		Election Day	Early Voting	Ballot By Mail	Provisional
Tim Westley	74	34.58%	<div><div></div></div>	37	27	10	0
Dawn Buckingham	140	65.42%	<div><div></div></div>	69	61	9	1
Total Votes Cast	214	100.00%	<div><div></div></div>	106	88	19	1
Overvotes	0			0	0	0	0
Undervotes	30			17	12	1	0
Contest Totals	244			123	100	20	1

#### REP Railroad Commissioner

Vote For 1

	TOTAL	VOTE %		Election Day	Early Voting	Ballot By Mail	Provisional
Sarah Stogner	93	41.89%	<div><div></div></div>	50	37	5	1
Wayne Christian	129	58.11%	<div><div></div></div>	62	53	14	0
Total Votes Cast	222	100.00%	<div><div></div></div>	112	90	19	1
Overvotes	0			0	0	0	0
Undervotes	22			11	10	1	0
Contest Totals	244			123	100	20	1

#### REP Judge, County Court at Law No. 5

Vote For 1

	TOTAL	VOTE %		Election Day	Early Voting	Ballot By Mail	Provisional
Randy Johnson	138	65.71%	<div><div></div></div>	63	61	13	1
Jimmy Angelino	72	34.29%	<div><div></div></div>	38	29	5	0
Total Votes Cast	210	100.00%	<div><div></div></div>	101	90	18	1
Overvotes	0			0	0	0	0
Undervotes	34			22	10	2	0
Contest Totals	244			123	100	20	1

## PCT 207

### REP District Clerk

Vote For 1

	TOTAL	VOTE %		Election Day	Early Voting	Ballot By Mail	Provisional
Mike Gould	114	57.00%	<div><div></div></div>	56	49	8	1
Lynne Finley	86	43.00%	<div><div></div></div>	41	36	9	0
Total Votes Cast	200	100.00%	<div><div></div></div>	97	85	17	1
Overvotes	0			0	0	0	0
Undervotes	44			26	15	3	0
Contest Totals	244			123	100	20	1

### REP Precinct Chair, Precinct 207

Vote For 1

	TOTAL	VOTE %		Election Day	Early Voting	Ballot By Mail	Provisional
Lailani R. Rumfield	35	20.47%	<div><div></div></div>	13	18	4	0
Jeff Sawyer	99	57.89%	<div><div></div></div>	55	36	8	0
Aaron S. Pratt	37	21.64%	<div><div></div></div>	15	20	1	1
Total Votes Cast	171	100.00%	<div><div></div></div>	83	74	13	1
Overvotes	0			0	0	0	0
Undervotes	73			40	26	7	0
Contest Totals	244			123	100	20	1

### DEM Lieutenant Governor

Vote For 1

	TOTAL	VOTE %		Election Day	Early Voting	Ballot By Mail	Provisional
Michelle Beckley	30	40.54%	<div><div></div></div>	13	15	2	0
Mike Collier	44	59.46%	<div><div></div></div>	15	26	3	0
Total Votes Cast	74	100.00%	<div><div></div></div>	28	41	5	0
Overvotes	0			0	0	0	0
Undervotes	1			1	0	0	0
Contest Totals	75			29	41	5	0

### DEM Attorney General

Vote For 1

	TOTAL	VOTE %		Election Day	Early Voting	Ballot By Mail	Provisional
Rochelle Mercedes Garza	51	68.92%	<div><div></div></div>	19	28	4	0
Joe Jaworski	23	31.08%	<div><div></div></div>	9	13	1	0
Total Votes Cast	74	100.00%	<div><div></div></div>	28	41	5	0
Overvotes	0			0	0	0	0
Undervotes	1			1	0	0	0
Contest Totals	75			29	41	5	0

## PCT 207

### DEM Comptroller of Public Accounts

Vote For 1

	TOTAL	VOTE %		Election Day	Early Voting	Ballot By Mail	Provisional
Angel Luis Vega	22	30.56%	<div><div></div></div>	5	15	2	0
Janet T. Dudding	50	69.44%	<div><div></div></div>	23	24	3	0
Total Votes Cast	72	100.00%	<div><div></div></div>	28	39	5	0
Overvotes	0			0	0	0	0
Undervotes	3			1	2	0	0
Contest Totals	75			29	41	5	0

### DEM Commissioner of the General Land Office

Vote For 1

	TOTAL	VOTE %		Election Day	Early Voting	Ballot By Mail	Provisional
Jay Kleberg	39	54.17%	<div><div></div></div>	17	19	3	0
Sandragrace Martinez	33	45.83%	<div><div></div></div>	10	21	2	0
Total Votes Cast	72	100.00%	<div><div></div></div>	27	40	5	0
Overvotes	0			0	0	0	0
Undervotes	3			2	1	0	0
Contest Totals	75			29	41	5	0

### DEM County Chair

Vote For 1

	TOTAL	VOTE %		Election Day	Early Voting	Ballot By Mail	Provisional
Caroline Werner	52	71.23%	<div><div></div></div>	23	27	2	0
Mike Rawlins	21	28.77%	<div><div></div></div>	5	14	2	0
Total Votes Cast	73	100.00%	<div><div></div></div>	28	41	4	0
Overvotes	0			0	0	0	0
Undervotes	2			1	0	1	0
Contest Totals	75			29	41	5	0

## PCT 208

### Statistics

	TOTAL	Election Day	Early Voting	Ballot By Mail	Provisional
Registered Voters - Total	3,050				
Ballots Cast - Total	274	123	119	31	1
Ballots Cast - Republican	231	107	101	22	1
Ballots Cast - Democratic	43	16	18	9	0
Voter Turnout - Total	8.98%				

#### REP Attorney General

Vote For 1

	TOTAL	VOTE %		Election Day	Early Voting	Ballot By Mail	Provisional
George P. Bush	80	34.93%	<div><div></div></div>	28	37	14	1
Ken Paxton	149	65.07%	<div><div></div></div>	77	64	8	0
Total Votes Cast	229	100.00%	<div><div></div></div>	105	101	22	1
Overvotes	0			0	0	0	0
Undervotes	2			2	0	0	0
Contest Totals	231			107	101	22	1

#### REP Commissioner of the General Land Office

Vote For 1

	TOTAL	VOTE %		Election Day	Early Voting	Ballot By Mail	Provisional
Tim Westley	65	31.40%	<div><div></div></div>	21	33	11	0
Dawn Buckingham	142	68.60%	<div><div></div></div>	75	58	9	0
Total Votes Cast	207	100.00%	<div><div></div></div>	96	91	20	0
Overvotes	0			0	0	0	0
Undervotes	24			11	10	2	1
Contest Totals	231			107	101	22	1

#### REP Railroad Commissioner

Vote For 1

	TOTAL	VOTE %		Election Day	Early Voting	Ballot By Mail	Provisional
Sarah Stogner	78	36.79%	<div><div></div></div>	29	37	11	1
Wayne Christian	134	63.21%	<div><div></div></div>	72	54	8	0
Total Votes Cast	212	100.00%	<div><div></div></div>	101	91	19	1
Overvotes	0			0	0	0	0
Undervotes	19			6	10	3	0
Contest Totals	231			107	101	22	1

#### REP Judge, County Court at Law No. 5

Vote For 1

	TOTAL	VOTE %		Election Day	Early Voting	Ballot By Mail	Provisional
Randy Johnson	108	55.38%	<div><div></div></div>	48	47	13	0
Jimmy Angelino	87	44.62%	<div><div></div></div>	45	38	4	0
Total Votes Cast	195	100.00%	<div><div></div></div>	93	85	17	0
Overvotes	0			0	0	0	0
Undervotes	36			14	16	5	1
Contest Totals	231			107	101	22	1

Summary Results Report  
Primary Runoff  
May 24th, 2022

Final Results  
SOVC  
COLLIN COUNTY

## PCT 208

### REP District Clerk

Vote For 1

	TOTAL	VOTE %		Election Day	Early Voting	Ballot By Mail	Provisional
Mike Gould	116	58.88%	<div><div></div></div>	56	49	11	0
Lynne Finley	81	41.12%	<div><div></div></div>	36	39	6	0
Total Votes Cast	197	100.00%	<div><div></div></div>	92	88	17	0
Overvotes	0			0	0	0	0
Undervotes	34			15	13	5	1
Contest Totals	231			107	101	22	1

### DEM Lieutenant Governor

Vote For 1

	TOTAL	VOTE %		Election Day	Early Voting	Ballot By Mail	Provisional
Michelle Beckley	13	30.23%	<div><div></div></div>	5	8	0	0
Mike Collier	30	69.77%	<div><div></div></div>	11	10	9	0
Total Votes Cast	43	100.00%	<div><div></div></div>	16	18	9	0
Overvotes	0			0	0	0	0
Undervotes	0			0	0	0	0
Contest Totals	43			16	18	9	0

### DEM Attorney General

Vote For 1

	TOTAL	VOTE %		Election Day	Early Voting	Ballot By Mail	Provisional
Rochelle Mercedes Garza	19	44.19%	<div><div></div></div>	6	12	1	0
Joe Jaworski	24	55.81%	<div><div></div></div>	10	6	8	0
Total Votes Cast	43	100.00%	<div><div></div></div>	16	18	9	0
Overvotes	0			0	0	0	0
Undervotes	0			0	0	0	0
Contest Totals	43			16	18	9	0

### DEM Comptroller of Public Accounts

Vote For 1

	TOTAL	VOTE %		Election Day	Early Voting	Ballot By Mail	Provisional
Angel Luis Vega	12	30.00%	<div><div></div></div>	6	3	3	0
Janet T. Dudding	28	70.00%	<div><div></div></div>	9	14	5	0
Total Votes Cast	40	100.00%	<div><div></div></div>	15	17	8	0
Overvotes	0			0	0	0	0
Undervotes	3			1	1	1	0
Contest Totals	43			16	18	9	0



## PCT 208

### DEM Commissioner of the General Land Office

Vote For 1

	TOTAL	VOTE %		Election Day	Early Voting	Ballot By Mail	Provision al
Jay Kleberg	29	69.05%	<div><div></div></div>	11	10	8	0
Sandragrace Martinez	13	30.95%	<div><div></div></div>	4	8	1	0
Total Votes Cast	42	100.00%	<div><div></div></div>	15	18	9	0
Overvotes	0			0	0	0	0
Undervotes	1			1	0	0	0
Contest Totals	43			16	18	9	0

### DEM County Chair

Vote For 1

	TOTAL	VOTE %		Election Day	Early Voting	Ballot By Mail	Provision al
Caroline Werner	23	54.76%	<div><div></div></div>	10	12	1	0
Mike Rawlins	19	45.24%	<div><div></div></div>	5	6	8	0
Total Votes Cast	42	100.00%	<div><div></div></div>	15	18	9	0
Overvotes	0			0	0	0	0
Undervotes	1			1	0	0	0
Contest Totals	43			16	18	9	0

## PCT 209

### Statistics

	TOTAL	Election Day	Early Voting	Ballot By Mail	Provisional
Registered Voters - Total	1,154				
Ballots Cast - Total	84	43	37	2	2
Ballots Cast - Republican	69	39	28	1	1
Ballots Cast - Democratic	15	4	9	1	1
Voter Turnout - Total	7.28%				

#### REP Attorney General

Vote For 1

	TOTAL	VOTE %		Election Day	Early Voting	Ballot By Mail	Provisional
George P. Bush	16	23.19%	<div><div></div></div>	10	6	0	0
Ken Paxton	53	76.81%	<div><div></div></div>	29	22	1	1
Total Votes Cast	69	100.00%	<div><div></div></div>	39	28	1	1
Overvotes	0			0	0	0	0
Undervotes	0			0	0	0	0
Contest Totals	69			39	28	1	1

#### REP Commissioner of the General Land Office

Vote For 1

	TOTAL	VOTE %		Election Day	Early Voting	Ballot By Mail	Provisional
Tim Westley	14	21.88%	<div><div></div></div>	7	6	1	0
Dawn Buckingham	50	78.12%	<div><div></div></div>	30	19	0	1
Total Votes Cast	64	100.00%	<div><div></div></div>	37	25	1	1
Overvotes	0			0	0	0	0
Undervotes	5			2	3	0	0
Contest Totals	69			39	28	1	1

#### REP Railroad Commissioner

Vote For 1

	TOTAL	VOTE %		Election Day	Early Voting	Ballot By Mail	Provisional
Sarah Stogner	24	35.82%	<div><div></div></div>	16	7	1	0
Wayne Christian	43	64.18%	<div><div></div></div>	23	19	0	1
Total Votes Cast	67	100.00%	<div><div></div></div>	39	26	1	1
Overvotes	0			0	0	0	0
Undervotes	2			0	2	0	0
Contest Totals	69			39	28	1	1

#### REP State Representative, District 61

Vote For 1

	TOTAL	VOTE %		Election Day	Early Voting	Ballot By Mail	Provisional
Frederick Frazier	41	60.29%	<div><div></div></div>	26	15	0	0
Paul Chabot	27	39.71%	<div><div></div></div>	13	12	1	1
Total Votes Cast	68	100.00%	<div><div></div></div>	39	27	1	1
Overvotes	0			0	0	0	0
Undervotes	1			0	1	0	0
Contest Totals	69			39	28	1	1

## PCT 209

### REP Judge, County Court at Law No. 5

Vote For 1

	TOTAL	VOTE %		Election Day	Early Voting	Ballot By Mail	Provisional
Randy Johnson	47	73.44%	<div><div></div></div>	25	20	1	1
Jimmy Angelino	17	26.56%	<div><div></div></div>	11	6	0	0
Total Votes Cast	64	100.00%	<div><div></div></div>	36	26	1	1
Overvotes	0			0	0	0	0
Undervotes	5			3	2	0	0
Contest Totals	69			39	28	1	1

### REP District Clerk

Vote For 1

	TOTAL	VOTE %		Election Day	Early Voting	Ballot By Mail	Provisional
Mike Gould	41	63.08%	<div><div></div></div>	28	12	0	1
Lynne Finley	24	36.92%	<div><div></div></div>	9	14	1	0
Total Votes Cast	65	100.00%	<div><div></div></div>	37	26	1	1
Overvotes	0			0	0	0	0
Undervotes	4			2	2	0	0
Contest Totals	69			39	28	1	1

### DEM Lieutenant Governor

Vote For 1

	TOTAL	VOTE %		Election Day	Early Voting	Ballot By Mail	Provisional
Michelle Beckley	7	46.67%	<div><div></div></div>	3	4	0	0
Mike Collier	8	53.33%	<div><div></div></div>	1	5	1	1
Total Votes Cast	15	100.00%	<div><div></div></div>	4	9	1	1
Overvotes	0			0	0	0	0
Undervotes	0			0	0	0	0
Contest Totals	15			4	9	1	1

### DEM Attorney General

Vote For 1

	TOTAL	VOTE %		Election Day	Early Voting	Ballot By Mail	Provisional
Rochelle Mercedes Garza	10	66.67%	<div><div></div></div>	4	5	1	0
Joe Jaworski	5	33.33%	<div><div></div></div>	0	4	0	1
Total Votes Cast	15	100.00%	<div><div></div></div>	4	9	1	1
Overvotes	0			0	0	0	0
Undervotes	0			0	0	0	0
Contest Totals	15			4	9	1	1

## PCT 209

### DEM Comptroller of Public Accounts

Vote For 1

	TOTAL	VOTE %		Election Day	Early Voting	Ballot By Mail	Provision al
Angel Luis Vega	7	46.67%	<div><div></div></div>	2	4	0	1
Janet T. Dudding	8	53.33%	<div><div></div></div>	2	5	1	0
Total Votes Cast	15	100.00%	<div><div></div></div>	4	9	1	1
Overvotes	0			0	0	0	0
Undervotes	0			0	0	0	0
Contest Totals	15			4	9	1	1

### DEM Commissioner of the General Land Office

Vote For 1

	TOTAL	VOTE %		Election Day	Early Voting	Ballot By Mail	Provision al
Jay Kleberg	7	50.00%	<div><div></div></div>	2	4	0	1
Sandragrace Martinez	7	50.00%	<div><div></div></div>	2	5	0	0
Total Votes Cast	14	100.00%	<div><div></div></div>	4	9	0	1
Overvotes	0			0	0	0	0
Undervotes	1			0	0	1	0
Contest Totals	15			4	9	1	1

### DEM County Chair

Vote For 1

	TOTAL	VOTE %		Election Day	Early Voting	Ballot By Mail	Provision al
Caroline Werner	7	50.00%	<div><div></div></div>	3	4	0	0
Mike Rawlins	7	50.00%	<div><div></div></div>	1	5	0	1
Total Votes Cast	14	100.00%	<div><div></div></div>	4	9	0	1
Overvotes	0			0	0	0	0
Undervotes	1			0	0	1	0
Contest Totals	15			4	9	1	1

## PCT 210

### Statistics

	TOTAL	Election Day	Early Voting	Ballot By Mail	Provisional
Registered Voters - Total	1,633				
Ballots Cast - Total	78	50	21	7	0
Ballots Cast - Republican	49	35	11	3	0
Ballots Cast - Democratic	29	15	10	4	0
Voter Turnout - Total	4.78%				

#### REP Attorney General

Vote For 1

	TOTAL	VOTE %		Election Day	Early Voting	Ballot By Mail	Provisional
George P. Bush	20	40.82%	<div><div></div></div>	17	3	0	0
Ken Paxton	29	59.18%	<div><div></div></div>	18	8	3	0
Total Votes Cast	49	100.00%	<div><div></div></div>	35	11	3	0
Overvotes	0			0	0	0	0
Undervotes	0			0	0	0	0
Contest Totals	49			35	11	3	0

#### REP Commissioner of the General Land Office

Vote For 1

	TOTAL	VOTE %		Election Day	Early Voting	Ballot By Mail	Provisional
Tim Westley	15	32.61%	<div><div></div></div>	12	3	0	0
Dawn Buckingham	31	67.39%	<div><div></div></div>	20	8	3	0
Total Votes Cast	46	100.00%	<div><div></div></div>	32	11	3	0
Overvotes	0			0	0	0	0
Undervotes	3			3	0	0	0
Contest Totals	49			35	11	3	0

#### REP Railroad Commissioner

Vote For 1

	TOTAL	VOTE %		Election Day	Early Voting	Ballot By Mail	Provisional
Sarah Stogner	24	52.17%	<div><div></div></div>	23	1	0	0
Wayne Christian	22	47.83%	<div><div></div></div>	9	10	3	0
Total Votes Cast	46	100.00%	<div><div></div></div>	32	11	3	0
Overvotes	0			0	0	0	0
Undervotes	3			3	0	0	0
Contest Totals	49			35	11	3	0

#### REP Judge, County Court at Law No. 5

Vote For 1

	TOTAL	VOTE %		Election Day	Early Voting	Ballot By Mail	Provisional
Randy Johnson	29	67.44%	<div><div></div></div>	21	6	2	0
Jimmy Angelino	14	32.56%	<div><div></div></div>	8	5	1	0
Total Votes Cast	43	100.00%	<div><div></div></div>	29	11	3	0
Overvotes	0			0	0	0	0
Undervotes	6			6	0	0	0
Contest Totals	49			35	11	3	0

Summary Results Report  
Primary Runoff  
May 24th, 2022

Final Results  
SOVC  
COLLIN COUNTY

## PCT 210

### REP District Clerk

Vote For 1

	TOTAL	VOTE %		Election Day	Early Voting	Ballot By Mail	Provisional
Mike Gould	15	34.88%	<div><div></div></div>	12	3	0	0
Lynne Finley	28	65.12%	<div><div></div></div>	19	6	3	0
Total Votes Cast	43	100.00%	<div><div></div></div>	31	9	3	0
Overvotes	0			0	0	0	0
Undervotes	6			4	2	0	0
Contest Totals	49			35	11	3	0

### DEM Lieutenant Governor

Vote For 1

	TOTAL	VOTE %		Election Day	Early Voting	Ballot By Mail	Provisional
Michelle Beckley	10	34.48%	<div><div></div></div>	5	5	0	0
Mike Collier	19	65.52%	<div><div></div></div>	10	5	4	0
Total Votes Cast	29	100.00%	<div><div></div></div>	15	10	4	0
Overvotes	0			0	0	0	0
Undervotes	0			0	0	0	0
Contest Totals	29			15	10	4	0

### DEM Attorney General

Vote For 1

	TOTAL	VOTE %		Election Day	Early Voting	Ballot By Mail	Provisional
Rochelle Mercedes Garza	16	55.17%	<div><div></div></div>	9	6	1	0
Joe Jaworski	13	44.83%	<div><div></div></div>	6	4	3	0
Total Votes Cast	29	100.00%	<div><div></div></div>	15	10	4	0
Overvotes	0			0	0	0	0
Undervotes	0			0	0	0	0
Contest Totals	29			15	10	4	0

### DEM Comptroller of Public Accounts

Vote For 1

	TOTAL	VOTE %		Election Day	Early Voting	Ballot By Mail	Provisional
Angel Luis Vega	9	31.03%	<div><div></div></div>	2	7	0	0
Janet T. Dudding	20	68.97%	<div><div></div></div>	13	3	4	0
Total Votes Cast	29	100.00%	<div><div></div></div>	15	10	4	0
Overvotes	0			0	0	0	0
Undervotes	0			0	0	0	0
Contest Totals	29			15	10	4	0

## PCT 210

### DEM Commissioner of the General Land Office

Vote For 1

	TOTAL	VOTE %		Election Day	Early Voting	Ballot By Mail	Provision al
Jay Kleberg	17	58.62%	<div><div></div></div>	8	6	3	0
Sandragrace Martinez	12	41.38%	<div><div></div></div>	7	4	1	0
Total Votes Cast	29	100.00%	<div><div></div></div>	15	10	4	0
Overvotes	0			0	0	0	0
Undervotes	0			0	0	0	0
Contest Totals	29			15	10	4	0

### DEM County Chair

Vote For 1

	TOTAL	VOTE %		Election Day	Early Voting	Ballot By Mail	Provision al
Caroline Werner	14	50.00%	<div><div></div></div>	8	3	3	0
Mike Rawlins	14	50.00%	<div><div></div></div>	6	7	1	0
Total Votes Cast	28	100.00%	<div><div></div></div>	14	10	4	0
Overvotes	0			0	0	0	0
Undervotes	1			1	0	0	0
Contest Totals	29			15	10	4	0

## PCT 211

### Statistics

	TOTAL	Election Day	Early Voting	Ballot By Mail	Provisional
Registered Voters - Total	3,243				
Ballots Cast - Total	342	117	181	44	0
Ballots Cast - Republican	282	93	153	36	0
Ballots Cast - Democratic	60	24	28	8	0
Voter Turnout - Total	10.55%				

#### REP Attorney General

Vote For 1

	TOTAL	VOTE %		Election Day	Early Voting	Ballot By Mail	Provisional
George P. Bush	97	35.02%	<div><div></div></div>	29	49	19	0
Ken Paxton	180	64.98%	<div><div></div></div>	61	102	17	0
Total Votes Cast	277	100.00%	<div><div></div></div>	90	151	36	0
Overvotes	0			0	0	0	0
Undervotes	5			3	2	0	0
Contest Totals	282			93	153	36	0

#### REP Commissioner of the General Land Office

Vote For 1

	TOTAL	VOTE %		Election Day	Early Voting	Ballot By Mail	Provisional
Tim Westley	55	22.09%	<div><div></div></div>	14	27	14	0
Dawn Buckingham	194	77.91%	<div><div></div></div>	67	110	17	0
Total Votes Cast	249	100.00%	<div><div></div></div>	81	137	31	0
Overvotes	0			0	0	0	0
Undervotes	33			12	16	5	0
Contest Totals	282			93	153	36	0

#### REP Railroad Commissioner

Vote For 1

	TOTAL	VOTE %		Election Day	Early Voting	Ballot By Mail	Provisional
Sarah Stogner	75	29.53%	<div><div></div></div>	22	45	8	0
Wayne Christian	179	70.47%	<div><div></div></div>	64	91	24	0
Total Votes Cast	254	100.00%	<div><div></div></div>	86	136	32	0
Overvotes	0			0	0	0	0
Undervotes	28			7	17	4	0
Contest Totals	282			93	153	36	0

#### REP State Representative, District 61

Vote For 1

	TOTAL	VOTE %		Election Day	Early Voting	Ballot By Mail	Provisional
Frederick Frazier	173	62.68%	<div><div></div></div>	55	98	20	0
Paul Chabot	103	37.32%	<div><div></div></div>	36	53	14	0
Total Votes Cast	276	100.00%	<div><div></div></div>	91	151	34	0
Overvotes	0			0	0	0	0
Undervotes	6			2	2	2	0
Contest Totals	282			93	153	36	0



## PCT 211

### REP Judge, County Court at Law No. 5

Vote For 1

	TOTAL	VOTE %		Election Day	Early Voting	Ballot By Mail	Provision al
Randy Johnson	117	47.37%	<div><div></div></div>	31	69	17	0
Jimmy Angelino	130	52.63%	<div><div></div></div>	49	70	11	0
Total Votes Cast	247	100.00%	<div><div></div></div>	80	139	28	0
Overvotes	0			0	0	0	0
Undervotes	35			13	14	8	0
Contest Totals	282			93	153	36	0

### REP District Clerk

Vote For 1

	TOTAL	VOTE %		Election Day	Early Voting	Ballot By Mail	Provision al
Mike Gould	125	54.59%	<div><div></div></div>	45	74	6	0
Lynne Finley	104	45.41%	<div><div></div></div>	26	57	21	0
Total Votes Cast	229	100.00%	<div><div></div></div>	71	131	27	0
Overvotes	0			0	0	0	0
Undervotes	53			22	22	9	0
Contest Totals	282			93	153	36	0

### REP Constable, Precinct 1

Vote For 1

	TOTAL	VOTE %		Election Day	Early Voting	Ballot By Mail	Provision al
Cris Trevino	67	29.65%	<div><div></div></div>	26	33	8	0
Matt Carpenter	159	70.35%	<div><div></div></div>	49	90	20	0
Total Votes Cast	226	100.00%	<div><div></div></div>	75	123	28	0
Overvotes	0			0	0	0	0
Undervotes	56			18	30	8	0
Contest Totals	282			93	153	36	0

### REP Precinct Chair, Precinct 211

Vote For 1

	TOTAL	VOTE %		Election Day	Early Voting	Ballot By Mail	Provision al
Stacey Watts	140	76.09%	<div><div></div></div>	43	79	18	0
Theresa Brittain	44	23.91%	<div><div></div></div>	18	23	3	0
Total Votes Cast	184	100.00%	<div><div></div></div>	61	102	21	0
Overvotes	0			0	0	0	0
Undervotes	98			32	51	15	0
Contest Totals	282			93	153	36	0

## PCT 211

### DEM Lieutenant Governor

Vote For 1

	TOTAL	VOTE %		Election Day	Early Voting	Ballot By Mail	Provisional
Michelle Beckley	24	41.38%	<div><div></div></div>	13	11	0	0
Mike Collier	34	58.62%	<div><div></div></div>	9	17	8	0
Total Votes Cast	58	100.00%	<div><div></div></div>	22	28	8	0
Overvotes	0			0	0	0	0
Undervotes	2			2	0	0	0
Contest Totals	60			24	28	8	0

### DEM Attorney General

Vote For 1

	TOTAL	VOTE %		Election Day	Early Voting	Ballot By Mail	Provisional
Rochelle Mercedes Garza	30	50.85%	<div><div></div></div>	12	13	5	0
Joe Jaworski	29	49.15%	<div><div></div></div>	11	15	3	0
Total Votes Cast	59	100.00%	<div><div></div></div>	23	28	8	0
Overvotes	0			0	0	0	0
Undervotes	1			1	0	0	0
Contest Totals	60			24	28	8	0

### DEM Comptroller of Public Accounts

Vote For 1

	TOTAL	VOTE %		Election Day	Early Voting	Ballot By Mail	Provisional
Angel Luis Vega	13	24.53%	<div><div></div></div>	7	4	2	0
Janet T. Dudding	40	75.47%	<div><div></div></div>	13	21	6	0
Total Votes Cast	53	100.00%	<div><div></div></div>	20	25	8	0
Overvotes	0			0	0	0	0
Undervotes	7			4	3	0	0
Contest Totals	60			24	28	8	0

### DEM Commissioner of the General Land Office

Vote For 1

	TOTAL	VOTE %		Election Day	Early Voting	Ballot By Mail	Provisional
Jay Kleberg	30	57.69%	<div><div></div></div>	11	13	6	0
Sandragrace Martinez	22	42.31%	<div><div></div></div>	9	11	2	0
Total Votes Cast	52	100.00%	<div><div></div></div>	20	24	8	0
Overvotes	0			0	0	0	0
Undervotes	8			4	4	0	0
Contest Totals	60			24	28	8	0

PCT 211

DEM County Chair							
Vote For 1							
	TOTAL	VOTE %		Election Day	Early Voting	Ballot By Mail	Provision al
Caroline Werner	29	51.79%	<div><div></div></div>	14	14	1	0
Mike Rawlins	27	48.21%	<div><div></div></div>	8	12	7	0
Total Votes Cast	56	100.00%	<div><div></div></div>	22	26	8	0
Overvotes	0			0	0	0	0
Undervotes	4			2	2	0	0
Contest Totals	60			24	28	8	0

Summary Results Report  
Primary Runoff  
May 24th, 2022

Final Results  
SOVC  
COLLIN COUNTY

## PCT 212

### Statistics

	TOTAL	Election Day	Early Voting	Ballot By Mail	Provisional
Registered Voters - Total	5,220				
Ballots Cast - Total	248	118	116	14	0
Ballots Cast - Republican	178	93	82	3	0
Ballots Cast - Democratic	70	25	34	11	0
Voter Turnout - Total	4.75%				

#### REP Attorney General

Vote For 1

	TOTAL	VOTE %		Election Day	Early Voting	Ballot By Mail	Provisional
George P. Bush	76	43.18%	<div><div></div></div>	41	33	2	0
Ken Paxton	100	56.82%	<div><div></div></div>	51	48	1	0
Total Votes Cast	176	100.00%	<div><div></div></div>	92	81	3	0
Overvotes	0			0	0	0	0
Undervotes	2			1	1	0	0
Contest Totals	178			93	82	3	0

#### REP Commissioner of the General Land Office

Vote For 1

	TOTAL	VOTE %		Election Day	Early Voting	Ballot By Mail	Provisional
Tim Westley	48	31.37%	<div><div></div></div>	25	23	0	0
Dawn Buckingham	105	68.63%	<div><div></div></div>	49	53	3	0
Total Votes Cast	153	100.00%	<div><div></div></div>	74	76	3	0
Overvotes	0			0	0	0	0
Undervotes	25			19	6	0	0
Contest Totals	178			93	82	3	0

#### REP Railroad Commissioner

Vote For 1

	TOTAL	VOTE %		Election Day	Early Voting	Ballot By Mail	Provisional
Sarah Stogner	59	36.65%	<div><div></div></div>	33	26	0	0
Wayne Christian	102	63.35%	<div><div></div></div>	47	52	3	0
Total Votes Cast	161	100.00%	<div><div></div></div>	80	78	3	0
Overvotes	0			0	0	0	0
Undervotes	17			13	4	0	0
Contest Totals	178			93	82	3	0

#### REP State Representative, District 61

Vote For 1

	TOTAL	VOTE %		Election Day	Early Voting	Ballot By Mail	Provisional
Frederick Frazier	111	67.27%	<div><div></div></div>	52	57	2	0
Paul Chabot	54	32.73%	<div><div></div></div>	31	22	1	0
Total Votes Cast	165	100.00%	<div><div></div></div>	83	79	3	0
Overvotes	0			0	0	0	0
Undervotes	13			10	3	0	0
Contest Totals	178			93	82	3	0

## PCT 212

### REP Judge, County Court at Law No. 5

Vote For 1

	TOTAL	VOTE %		Election Day	Early Voting	Ballot By Mail	Provisional
Randy Johnson	77	53.10%	<div><div></div></div>	41	34	2	0
Jimmy Angelino	68	46.90%	<div><div></div></div>	27	41	0	0
Total Votes Cast	145	100.00%	<div><div></div></div>	68	75	2	0
Overvotes	0			0	0	0	0
Undervotes	33			25	7	1	0
Contest Totals	178			93	82	3	0

### REP District Clerk

Vote For 1

	TOTAL	VOTE %		Election Day	Early Voting	Ballot By Mail	Provisional
Mike Gould	81	56.64%	<div><div></div></div>	33	46	2	0
Lynne Finley	62	43.36%	<div><div></div></div>	33	28	1	0
Total Votes Cast	143	100.00%	<div><div></div></div>	66	74	3	0
Overvotes	0			0	0	0	0
Undervotes	35			27	8	0	0
Contest Totals	178			93	82	3	0

### DEM Lieutenant Governor

Vote For 1

	TOTAL	VOTE %		Election Day	Early Voting	Ballot By Mail	Provisional
Michelle Beckley	16	23.53%	<div><div></div></div>	6	6	4	0
Mike Collier	52	76.47%	<div><div></div></div>	18	27	7	0
Total Votes Cast	68	100.00%	<div><div></div></div>	24	33	11	0
Overvotes	0			0	0	0	0
Undervotes	2			1	1	0	0
Contest Totals	70			25	34	11	0

### DEM Attorney General

Vote For 1

	TOTAL	VOTE %		Election Day	Early Voting	Ballot By Mail	Provisional
Rochelle Mercedes Garza	34	51.52%	<div><div></div></div>	15	14	5	0
Joe Jaworski	32	48.48%	<div><div></div></div>	8	18	6	0
Total Votes Cast	66	100.00%	<div><div></div></div>	23	32	11	0
Overvotes	0			0	0	0	0
Undervotes	4			2	2	0	0
Contest Totals	70			25	34	11	0

## PCT 212

### DEM Comptroller of Public Accounts

Vote For 1

	TOTAL	VOTE %		Election Day	Early Voting	Ballot By Mail	Provision al
Angel Luis Vega	17	26.15%	<div><div></div></div>	6	7	4	0
Janet T. Dudding	48	73.85%	<div><div></div></div>	16	25	7	0
Total Votes Cast	65	100.00%	<div><div></div></div>	22	32	11	0
Overvotes	0			0	0	0	0
Undervotes	5			3	2	0	0
Contest Totals	70			25	34	11	0

### DEM Commissioner of the General Land Office

Vote For 1

	TOTAL	VOTE %		Election Day	Early Voting	Ballot By Mail	Provision al
Jay Kleberg	49	75.38%	<div><div></div></div>	16	28	5	0
Sandragrace Martinez	16	24.62%	<div><div></div></div>	6	5	5	0
Total Votes Cast	65	100.00%	<div><div></div></div>	22	33	10	0
Overvotes	0			0	0	0	0
Undervotes	5			3	1	1	0
Contest Totals	70			25	34	11	0

### DEM County Chair

Vote For 1

	TOTAL	VOTE %		Election Day	Early Voting	Ballot By Mail	Provision al
Caroline Werner	40	58.82%	<div><div></div></div>	16	18	6	0
Mike Rawlins	28	41.18%	<div><div></div></div>	9	14	5	0
Total Votes Cast	68	100.00%	<div><div></div></div>	25	32	11	0
Overvotes	0			0	0	0	0
Undervotes	2			0	2	0	0
Contest Totals	70			25	34	11	0

## PCT 213

### Statistics

	TOTAL	Election Day	Early Voting	Ballot By Mail	Provisional
Registered Voters - Total	3,512				
Ballots Cast - Total	244	131	109	4	0
Ballots Cast - Republican	183	91	89	3	0
Ballots Cast - Democratic	61	40	20	1	0
Voter Turnout - Total	6.95%				

#### REP Attorney General

Vote For 1

	TOTAL	VOTE %		Election Day	Early Voting	Ballot By Mail	Provisional
George P. Bush	63	35.00%	<div><div></div></div>	26	36	1	0
Ken Paxton	117	65.00%	<div><div></div></div>	65	50	2	0
Total Votes Cast	180	100.00%	<div><div></div></div>	91	86	3	0
Overvotes	0			0	0	0	0
Undervotes	3			0	3	0	0
Contest Totals	183			91	89	3	0

#### REP Commissioner of the General Land Office

Vote For 1

	TOTAL	VOTE %		Election Day	Early Voting	Ballot By Mail	Provisional
Tim Westley	43	26.71%	<div><div></div></div>	26	16	1	0
Dawn Buckingham	118	73.29%	<div><div></div></div>	50	66	2	0
Total Votes Cast	161	100.00%	<div><div></div></div>	76	82	3	0
Overvotes	0			0	0	0	0
Undervotes	22			15	7	0	0
Contest Totals	183			91	89	3	0

#### REP Railroad Commissioner

Vote For 1

	TOTAL	VOTE %		Election Day	Early Voting	Ballot By Mail	Provisional
Sarah Stogner	60	37.04%	<div><div></div></div>	31	28	1	0
Wayne Christian	102	62.96%	<div><div></div></div>	47	53	2	0
Total Votes Cast	162	100.00%	<div><div></div></div>	78	81	3	0
Overvotes	0			0	0	0	0
Undervotes	21			13	8	0	0
Contest Totals	183			91	89	3	0

#### REP State Representative, District 61

Vote For 1

	TOTAL	VOTE %		Election Day	Early Voting	Ballot By Mail	Provisional
Frederick Frazier	107	60.11%	<div><div></div></div>	50	54	3	0
Paul Chabot	71	39.89%	<div><div></div></div>	37	34	0	0
Total Votes Cast	178	100.00%	<div><div></div></div>	87	88	3	0
Overvotes	0			0	0	0	0
Undervotes	5			4	1	0	0
Contest Totals	183			91	89	3	0

Summary Results Report  
Primary Runoff  
May 24th, 2022

Final Results  
SOVC  
COLLIN COUNTY

## PCT 213

### REP Judge, County Court at Law No. 5

Vote For 1

	TOTAL	VOTE %		Election Day	Early Voting	Ballot By Mail	Provisional
Randy Johnson	83	53.90%	<div><div></div></div>	43	39	1	0
Jimmy Angelino	71	46.10%	<div><div></div></div>	33	36	2	0
Total Votes Cast	154	100.00%	<div><div></div></div>	76	75	3	0
Overvotes	0			0	0	0	0
Undervotes	29			15	14	0	0
Contest Totals	183			91	89	3	0

### REP District Clerk

Vote For 1

	TOTAL	VOTE %		Election Day	Early Voting	Ballot By Mail	Provisional
Mike Gould	74	50.00%	<div><div></div></div>	40	33	1	0
Lynne Finley	74	50.00%	<div><div></div></div>	32	40	2	0
Total Votes Cast	148	100.00%	<div><div></div></div>	72	73	3	0
Overvotes	0			0	0	0	0
Undervotes	35			19	16	0	0
Contest Totals	183			91	89	3	0

### DEM Lieutenant Governor

Vote For 1

	TOTAL	VOTE %		Election Day	Early Voting	Ballot By Mail	Provisional
Michelle Beckley	34	56.67%	<div><div></div></div>	26	7	1	0
Mike Collier	26	43.33%	<div><div></div></div>	13	13	0	0
Total Votes Cast	60	100.00%	<div><div></div></div>	39	20	1	0
Overvotes	0			0	0	0	0
Undervotes	1			1	0	0	0
Contest Totals	61			40	20	1	0

### DEM Attorney General

Vote For 1

	TOTAL	VOTE %		Election Day	Early Voting	Ballot By Mail	Provisional
Rochelle Mercedes Garza	37	60.66%	<div><div></div></div>	29	7	1	0
Joe Jaworski	24	39.34%	<div><div></div></div>	11	13	0	0
Total Votes Cast	61	100.00%	<div><div></div></div>	40	20	1	0
Overvotes	0			0	0	0	0
Undervotes	0			0	0	0	0
Contest Totals	61			40	20	1	0



## PCT 213

### DEM Comptroller of Public Accounts

Vote For 1

	TOTAL	VOTE %		Election Day	Early Voting	Ballot By Mail	Provision al
Angel Luis Vega	26	44.07%	<div><div></div></div>	22	4	0	0
Janet T. Dudding	33	55.93%	<div><div></div></div>	17	15	1	0
Total Votes Cast	59	100.00%	<div><div></div></div>	39	19	1	0
Overvotes	0			0	0	0	0
Undervotes	2			1	1	0	0
Contest Totals	61			40	20	1	0

### DEM Commissioner of the General Land Office

Vote For 1

	TOTAL	VOTE %		Election Day	Early Voting	Ballot By Mail	Provision al
Jay Kleberg	33	55.00%	<div><div></div></div>	22	11	0	0
Sandragrace Martinez	27	45.00%	<div><div></div></div>	17	9	1	0
Total Votes Cast	60	100.00%	<div><div></div></div>	39	20	1	0
Overvotes	0			0	0	0	0
Undervotes	1			1	0	0	0
Contest Totals	61			40	20	1	0

### DEM County Chair

Vote For 1

	TOTAL	VOTE %		Election Day	Early Voting	Ballot By Mail	Provision al
Caroline Werner	42	70.00%	<div><div></div></div>	30	12	0	0
Mike Rawlins	18	30.00%	<div><div></div></div>	9	8	1	0
Total Votes Cast	60	100.00%	<div><div></div></div>	39	20	1	0
Overvotes	0			0	0	0	0
Undervotes	1			1	0	0	0
Contest Totals	61			40	20	1	0

## PCT 214

### Statistics

	TOTAL	Election Day	Early Voting	Ballot By Mail	Provisional
Registered Voters - Total	4,344				
Ballots Cast - Total	390	196	156	38	0
Ballots Cast - Republican	361	185	142	34	0
Ballots Cast - Democratic	29	11	14	4	0
Voter Turnout - Total	8.98%				

#### REP Attorney General

Vote For 1

	TOTAL	VOTE %		Election Day	Early Voting	Ballot By Mail	Provisional
George P. Bush	126	35.20%	<div><div></div></div>	57	55	14	0
Ken Paxton	232	64.80%	<div><div></div></div>	127	86	19	0
Total Votes Cast	358	100.00%	<div><div></div></div>	184	141	33	0
Overvotes	0			0	0	0	0
Undervotes	3			1	1	1	0
Contest Totals	361			185	142	34	0

#### REP Commissioner of the General Land Office

Vote For 1

	TOTAL	VOTE %		Election Day	Early Voting	Ballot By Mail	Provisional
Tim Westley	88	27.16%	<div><div></div></div>	43	33	12	0
Dawn Buckingham	236	72.84%	<div><div></div></div>	118	99	19	0
Total Votes Cast	324	100.00%	<div><div></div></div>	161	132	31	0
Overvotes	0			0	0	0	0
Undervotes	37			24	10	3	0
Contest Totals	361			185	142	34	0

#### REP Railroad Commissioner

Vote For 1

	TOTAL	VOTE %		Election Day	Early Voting	Ballot By Mail	Provisional
Sarah Stogner	106	31.64%	<div><div></div></div>	49	47	10	0
Wayne Christian	229	68.36%	<div><div></div></div>	121	85	23	0
Total Votes Cast	335	100.00%	<div><div></div></div>	170	132	33	0
Overvotes	0			0	0	0	0
Undervotes	26			15	10	1	0
Contest Totals	361			185	142	34	0

#### REP Judge, County Court at Law No. 5

Vote For 1

	TOTAL	VOTE %		Election Day	Early Voting	Ballot By Mail	Provisional
Randy Johnson	132	40.12%	<div><div></div></div>	68	47	17	0
Jimmy Angelino	197	59.88%	<div><div></div></div>	93	90	14	0
Total Votes Cast	329	100.00%	<div><div></div></div>	161	137	31	0
Overvotes	0			0	0	0	0
Undervotes	32			24	5	3	0
Contest Totals	361			185	142	34	0

Summary Results Report  
Primary Runoff  
May 24th, 2022

Final Results  
SOVC  
COLLIN COUNTY

## PCT 214

### REP District Clerk

Vote For 1

	TOTAL	VOTE %		Election Day	Early Voting	Ballot By Mail	Provisional
Mike Gould	168	53.50%	<div><div></div></div>	86	66	16	0
Lynne Finley	146	46.50%	<div><div></div></div>	68	63	15	0
Total Votes Cast	314	100.00%	<div><div></div></div>	154	129	31	0
Overvotes	0			0	0	0	0
Undervotes	47			31	13	3	0
Contest Totals	361			185	142	34	0

### DEM Lieutenant Governor

Vote For 1

	TOTAL	VOTE %		Election Day	Early Voting	Ballot By Mail	Provisional
Michelle Beckley	11	37.93%	<div><div></div></div>	5	6	0	0
Mike Collier	18	62.07%	<div><div></div></div>	6	8	4	0
Total Votes Cast	29	100.00%	<div><div></div></div>	11	14	4	0
Overvotes	0			0	0	0	0
Undervotes	0			0	0	0	0
Contest Totals	29			11	14	4	0

### DEM Attorney General

Vote For 1

	TOTAL	VOTE %		Election Day	Early Voting	Ballot By Mail	Provisional
Rochelle Mercedes Garza	14	48.28%	<div><div></div></div>	7	4	3	0
Joe Jaworski	15	51.72%	<div><div></div></div>	4	10	1	0
Total Votes Cast	29	100.00%	<div><div></div></div>	11	14	4	0
Overvotes	0			0	0	0	0
Undervotes	0			0	0	0	0
Contest Totals	29			11	14	4	0

### DEM Comptroller of Public Accounts

Vote For 1

	TOTAL	VOTE %		Election Day	Early Voting	Ballot By Mail	Provisional
Angel Luis Vega	9	32.14%	<div><div></div></div>	6	2	1	0
Janet T. Dudding	19	67.86%	<div><div></div></div>	4	12	3	0
Total Votes Cast	28	100.00%	<div><div></div></div>	10	14	4	0
Overvotes	0			0	0	0	0
Undervotes	1			1	0	0	0
Contest Totals	29			11	14	4	0

## PCT 214

### DEM Commissioner of the General Land Office

Vote For 1

	TOTAL	VOTE %		Election Day	Early Voting	Ballot By Mail	Provision al
Jay Kleberg	18	64.29%	<div><div></div></div>	5	9	4	0
Sandragrace Martinez	10	35.71%	<div><div></div></div>	5	5	0	0
Total Votes Cast	28	100.00%	<div><div></div></div>	10	14	4	0
Overvotes	0			0	0	0	0
Undervotes	1			1	0	0	0
Contest Totals	29			11	14	4	0

### DEM County Chair

Vote For 1

	TOTAL	VOTE %		Election Day	Early Voting	Ballot By Mail	Provision al
Caroline Werner	17	58.62%	<div><div></div></div>	8	9	0	0
Mike Rawlins	12	41.38%	<div><div></div></div>	3	5	4	0
Total Votes Cast	29	100.00%	<div><div></div></div>	11	14	4	0
Overvotes	0			0	0	0	0
Undervotes	0			0	0	0	0
Contest Totals	29			11	14	4	0

## PCT 215

### Statistics

	TOTAL	Election Day	Early Voting	Ballot By Mail	Provisional
Registered Voters - Total	2,383				
Ballots Cast - Total	120	55	57	8	0
Ballots Cast - Republican	96	51	41	4	0
Ballots Cast - Democratic	24	4	16	4	0
Voter Turnout - Total	5.04%				

#### REP Attorney General

Vote For 1

	TOTAL	VOTE %		Election Day	Early Voting	Ballot By Mail	Provisional
George P. Bush	24	25.00%	<div><div></div></div>	13	11	0	0
Ken Paxton	72	75.00%	<div><div></div></div>	38	30	4	0
Total Votes Cast	96	100.00%	<div><div></div></div>	51	41	4	0
Overvotes	0			0	0	0	0
Undervotes	0			0	0	0	0
Contest Totals	96			51	41	4	0

#### REP Commissioner of the General Land Office

Vote For 1

	TOTAL	VOTE %		Election Day	Early Voting	Ballot By Mail	Provisional
Tim Westley	31	33.70%	<div><div></div></div>	15	16	0	0
Dawn Buckingham	61	66.30%	<div><div></div></div>	34	23	4	0
Total Votes Cast	92	100.00%	<div><div></div></div>	49	39	4	0
Overvotes	0			0	0	0	0
Undervotes	4			2	2	0	0
Contest Totals	96			51	41	4	0

#### REP Railroad Commissioner

Vote For 1

	TOTAL	VOTE %		Election Day	Early Voting	Ballot By Mail	Provisional
Sarah Stogner	43	47.25%	<div><div></div></div>	28	13	2	0
Wayne Christian	48	52.75%	<div><div></div></div>	20	26	2	0
Total Votes Cast	91	100.00%	<div><div></div></div>	48	39	4	0
Overvotes	0			0	0	0	0
Undervotes	5			3	2	0	0
Contest Totals	96			51	41	4	0

#### REP Judge, County Court at Law No. 5

Vote For 1

	TOTAL	VOTE %		Election Day	Early Voting	Ballot By Mail	Provisional
Randy Johnson	67	76.14%	<div><div></div></div>	37	26	4	0
Jimmy Angelino	21	23.86%	<div><div></div></div>	9	12	0	0
Total Votes Cast	88	100.00%	<div><div></div></div>	46	38	4	0
Overvotes	0			0	0	0	0
Undervotes	8			5	3	0	0
Contest Totals	96			51	41	4	0

Summary Results Report  
Primary Runoff  
May 24th, 2022

Final Results  
SOVC  
COLLIN COUNTY

## PCT 215

### REP District Clerk

Vote For 1

	TOTAL	VOTE %		Election Day	Early Voting	Ballot By Mail	Provisional
Mike Gould	43	48.31%	<div><div></div></div>	21	20	2	0
Lynne Finley	46	51.69%	<div><div></div></div>	26	18	2	0
Total Votes Cast	89	100.00%	<div><div></div></div>	47	38	4	0
Overvotes	0			0	0	0	0
Undervotes	7			4	3	0	0
Contest Totals	96			51	41	4	0

### DEM Lieutenant Governor

Vote For 1

	TOTAL	VOTE %		Election Day	Early Voting	Ballot By Mail	Provisional
Michelle Beckley	2	8.33%	<div><div></div></div>	1	1	0	0
Mike Collier	22	91.67%	<div><div></div></div>	3	15	4	0
Total Votes Cast	24	100.00%	<div><div></div></div>	4	16	4	0
Overvotes	0			0	0	0	0
Undervotes	0			0	0	0	0
Contest Totals	24			4	16	4	0

### DEM Attorney General

Vote For 1

	TOTAL	VOTE %		Election Day	Early Voting	Ballot By Mail	Provisional
Rochelle Mercedes Garza	8	33.33%	<div><div></div></div>	3	5	0	0
Joe Jaworski	16	66.67%	<div><div></div></div>	1	11	4	0
Total Votes Cast	24	100.00%	<div><div></div></div>	4	16	4	0
Overvotes	0			0	0	0	0
Undervotes	0			0	0	0	0
Contest Totals	24			4	16	4	0

### DEM Comptroller of Public Accounts

Vote For 1

	TOTAL	VOTE %		Election Day	Early Voting	Ballot By Mail	Provisional
Angel Luis Vega	10	47.62%	<div><div></div></div>	3	7	0	0
Janet T. Dudding	11	52.38%	<div><div></div></div>	1	7	3	0
Total Votes Cast	21	100.00%	<div><div></div></div>	4	14	3	0
Overvotes	0			0	0	0	0
Undervotes	3			0	2	1	0
Contest Totals	24			4	16	4	0

## PCT 215

### DEM Commissioner of the General Land Office

Vote For 1

	TOTAL	VOTE %		Election Day	Early Voting	Ballot By Mail	Provisional
Jay Kleberg	18	81.82%	<div><div></div></div>	3	12	3	0
Sandragrace Martinez	4	18.18%	<div><div></div></div>	1	3	0	0
Total Votes Cast	22	100.00%	<div><div></div></div>	4	15	3	0
Overvotes	0			0	0	0	0
Undervotes	2			0	1	1	0
Contest Totals	24			4	16	4	0

### DEM County Chair

Vote For 1

	TOTAL	VOTE %		Election Day	Early Voting	Ballot By Mail	Provisional
Caroline Werner	2	8.70%	<div><div></div></div>	0	2	0	0
Mike Rawlins	21	91.30%	<div><div></div></div>	4	13	4	0
Total Votes Cast	23	100.00%	<div><div></div></div>	4	15	4	0
Overvotes	0			0	0	0	0
Undervotes	1			0	1	0	0
Contest Totals	24			4	16	4	0

## PCT 216

### Statistics

	TOTAL	Election Day	Early Voting	Ballot By Mail	Provisional
Registered Voters - Total	5,938				
Ballots Cast - Total	358	200	134	24	0
Ballots Cast - Republican	292	164	111	17	0
Ballots Cast - Democratic	66	36	23	7	0
Voter Turnout - Total	6.03%				

#### REP Attorney General

Vote For 1

	TOTAL	VOTE %		Election Day	Early Voting	Ballot By Mail	Provisional
George P. Bush	84	28.87%	<div><div></div></div>	43	31	10	0
Ken Paxton	207	71.13%	<div><div></div></div>	121	79	7	0
Total Votes Cast	291	100.00%	<div><div></div></div>	164	110	17	0
Overvotes	0			0	0	0	0
Undervotes	1			0	1	0	0
Contest Totals	292			164	111	17	0

#### REP Commissioner of the General Land Office

Vote For 1

	TOTAL	VOTE %		Election Day	Early Voting	Ballot By Mail	Provisional
Tim Westley	83	32.81%	<div><div></div></div>	50	27	6	0
Dawn Buckingham	170	67.19%	<div><div></div></div>	90	73	7	0
Total Votes Cast	253	100.00%	<div><div></div></div>	140	100	13	0
Overvotes	0			0	0	0	0
Undervotes	39			24	11	4	0
Contest Totals	292			164	111	17	0

#### REP Railroad Commissioner

Vote For 1

	TOTAL	VOTE %		Election Day	Early Voting	Ballot By Mail	Provisional
Sarah Stogner	77	29.39%	<div><div></div></div>	47	28	2	0
Wayne Christian	185	70.61%	<div><div></div></div>	101	73	11	0
Total Votes Cast	262	100.00%	<div><div></div></div>	148	101	13	0
Overvotes	0			0	0	0	0
Undervotes	30			16	10	4	0
Contest Totals	292			164	111	17	0

#### REP Judge, County Court at Law No. 5

Vote For 1

	TOTAL	VOTE %		Election Day	Early Voting	Ballot By Mail	Provisional
Randy Johnson	157	63.82%	<div><div></div></div>	87	57	13	0
Jimmy Angelino	89	36.18%	<div><div></div></div>	48	40	1	0
Total Votes Cast	246	100.00%	<div><div></div></div>	135	97	14	0
Overvotes	0			0	0	0	0
Undervotes	46			29	14	3	0
Contest Totals	292			164	111	17	0



## PCT 216

### REP District Clerk

Vote For 1

	TOTAL	VOTE %		Election Day	Early Voting	Ballot By Mail	Provision al
Mike Gould	156	63.41%	<div><div></div></div>	89	58	9	0
Lynne Finley	90	36.59%	<div><div></div></div>	45	40	5	0
Total Votes Cast	246	100.00%	<div><div></div></div>	134	98	14	0
Overvotes	0			0	0	0	0
Undervotes	46			30	13	3	0
Contest Totals	292			164	111	17	0

### REP Constable, Precinct 1

Vote For 1

	TOTAL	VOTE %		Election Day	Early Voting	Ballot By Mail	Provision al
Cris Trevino	77	30.43%	<div><div></div></div>	46	28	3	0
Matt Carpenter	176	69.57%	<div><div></div></div>	93	72	11	0
Total Votes Cast	253	100.00%	<div><div></div></div>	139	100	14	0
Overvotes	0			0	0	0	0
Undervotes	39			25	11	3	0
Contest Totals	292			164	111	17	0

### DEM Lieutenant Governor

Vote For 1

	TOTAL	VOTE %		Election Day	Early Voting	Ballot By Mail	Provision al
Michelle Beckley	37	58.73%	<div><div></div></div>	20	12	5	0
Mike Collier	26	41.27%	<div><div></div></div>	15	9	2	0
Total Votes Cast	63	100.00%	<div><div></div></div>	35	21	7	0
Overvotes	0			0	0	0	0
Undervotes	3			1	2	0	0
Contest Totals	66			36	23	7	0

### DEM Attorney General

Vote For 1

	TOTAL	VOTE %		Election Day	Early Voting	Ballot By Mail	Provision al
Rochelle Mercedes Garza	49	76.56%	<div><div></div></div>	25	18	6	0
Joe Jaworski	15	23.44%	<div><div></div></div>	10	4	1	0
Total Votes Cast	64	100.00%	<div><div></div></div>	35	22	7	0
Overvotes	0			0	0	0	0
Undervotes	2			1	1	0	0
Contest Totals	66			36	23	7	0

## PCT 216

### DEM Comptroller of Public Accounts

Vote For 1

	TOTAL	VOTE %		Election Day	Early Voting	Ballot By Mail	Provision al
Angel Luis Vega	27	42.19%	<div><div></div></div>	19	6	2	0
Janet T. Dudding	37	57.81%	<div><div></div></div>	15	17	5	0
Total Votes Cast	64	100.00%	<div><div></div></div>	34	23	7	0
Overvotes	0			0	0	0	0
Undervotes	2			2	0	0	0
Contest Totals	66			36	23	7	0

### DEM Commissioner of the General Land Office

Vote For 1

	TOTAL	VOTE %		Election Day	Early Voting	Ballot By Mail	Provision al
Jay Kleberg	26	42.62%	<div><div></div></div>	13	11	2	0
Sandragrace Martinez	35	57.38%	<div><div></div></div>	20	12	3	0
Total Votes Cast	61	100.00%	<div><div></div></div>	33	23	5	0
Overvotes	0			0	0	0	0
Undervotes	5			3	0	2	0
Contest Totals	66			36	23	7	0

### DEM County Chair

Vote For 1

	TOTAL	VOTE %		Election Day	Early Voting	Ballot By Mail	Provision al
Caroline Werner	41	68.33%	<div><div></div></div>	24	16	1	0
Mike Rawlins	19	31.67%	<div><div></div></div>	9	6	4	0
Total Votes Cast	60	100.00%	<div><div></div></div>	33	22	5	0
Overvotes	0			0	0	0	0
Undervotes	6			3	1	2	0
Contest Totals	66			36	23	7	0

## PCT 217

### Statistics

	TOTAL	Election Day	Early Voting	Ballot By Mail	Provisional
Registered Voters - Total	2,834				
Ballots Cast - Total	188	88	88	12	0
Ballots Cast - Republican	153	67	78	8	0
Ballots Cast - Democratic	35	21	10	4	0
Voter Turnout - Total	6.63%				

#### REP Attorney General

Vote For 1

	TOTAL	VOTE %		Election Day	Early Voting	Ballot By Mail	Provisional
George P. Bush	45	29.80%	<div><div></div></div>	16	23	6	0
Ken Paxton	106	70.20%	<div><div></div></div>	50	54	2	0
Total Votes Cast	151	100.00%	<div><div></div></div>	66	77	8	0
Overvotes	0			0	0	0	0
Undervotes	2			1	1	0	0
Contest Totals	153			67	78	8	0

#### REP Commissioner of the General Land Office

Vote For 1

	TOTAL	VOTE %		Election Day	Early Voting	Ballot By Mail	Provisional
Tim Westley	41	28.87%	<div><div></div></div>	16	23	2	0
Dawn Buckingham	101	71.13%	<div><div></div></div>	43	52	6	0
Total Votes Cast	142	100.00%	<div><div></div></div>	59	75	8	0
Overvotes	0			0	0	0	0
Undervotes	11			8	3	0	0
Contest Totals	153			67	78	8	0

#### REP Railroad Commissioner

Vote For 1

	TOTAL	VOTE %		Election Day	Early Voting	Ballot By Mail	Provisional
Sarah Stogner	51	35.17%	<div><div></div></div>	22	26	3	0
Wayne Christian	94	64.83%	<div><div></div></div>	40	49	5	0
Total Votes Cast	145	100.00%	<div><div></div></div>	62	75	8	0
Overvotes	0			0	0	0	0
Undervotes	8			5	3	0	0
Contest Totals	153			67	78	8	0

#### REP Judge, County Court at Law No. 5

Vote For 1

	TOTAL	VOTE %		Election Day	Early Voting	Ballot By Mail	Provisional
Randy Johnson	100	73.53%	<div><div></div></div>	46	50	4	0
Jimmy Angelino	36	26.47%	<div><div></div></div>	11	22	3	0
Total Votes Cast	136	100.00%	<div><div></div></div>	57	72	7	0
Overvotes	0			0	0	0	0
Undervotes	17			10	6	1	0
Contest Totals	153			67	78	8	0

Summary Results Report  
Primary Runoff  
May 24th, 2022

Final Results  
SOVC  
COLLIN COUNTY

## PCT 217

### REP District Clerk

Vote For 1

	TOTAL	VOTE %		Election Day	Early Voting	Ballot By Mail	Provision al
Mike Gould	59	45.38%	<div><div></div></div>	25	33	1	0
Lynne Finley	71	54.62%	<div><div></div></div>	28	37	6	0
Total Votes Cast	130	100.00%	<div><div></div></div>	53	70	7	0
Overvotes	0			0	0	0	0
Undervotes	23			14	8	1	0
Contest Totals	153			67	78	8	0

### DEM Lieutenant Governor

Vote For 1

	TOTAL	VOTE %		Election Day	Early Voting	Ballot By Mail	Provision al
Michelle Beckley	19	54.29%	<div><div></div></div>	12	5	2	0
Mike Collier	16	45.71%	<div><div></div></div>	9	5	2	0
Total Votes Cast	35	100.00%	<div><div></div></div>	21	10	4	0
Overvotes	0			0	0	0	0
Undervotes	0			0	0	0	0
Contest Totals	35			21	10	4	0

### DEM Attorney General

Vote For 1

	TOTAL	VOTE %		Election Day	Early Voting	Ballot By Mail	Provision al
Rochelle Mercedes Garza	27	77.14%	<div><div></div></div>	17	8	2	0
Joe Jaworski	8	22.86%	<div><div></div></div>	4	2	2	0
Total Votes Cast	35	100.00%	<div><div></div></div>	21	10	4	0
Overvotes	0			0	0	0	0
Undervotes	0			0	0	0	0
Contest Totals	35			21	10	4	0

### DEM Comptroller of Public Accounts

Vote For 1

	TOTAL	VOTE %		Election Day	Early Voting	Ballot By Mail	Provision al
Angel Luis Vega	12	34.29%	<div><div></div></div>	7	3	2	0
Janet T. Dudding	23	65.71%	<div><div></div></div>	14	7	2	0
Total Votes Cast	35	100.00%	<div><div></div></div>	21	10	4	0
Overvotes	0			0	0	0	0
Undervotes	0			0	0	0	0
Contest Totals	35			21	10	4	0

## PCT 217

### DEM Commissioner of the General Land Office

Vote For 1

	TOTAL	VOTE %		Election Day	Early Voting	Ballot By Mail	Provision al
Jay Kleberg	18	52.94%	<div><div></div></div>	10	4	4	0
Sandragrace Martinez	16	47.06%	<div><div></div></div>	10	6	0	0
Total Votes Cast	34	100.00%	<div><div></div></div>	20	10	4	0
Overvotes	0			0	0	0	0
Undervotes	1			1	0	0	0
Contest Totals	35			21	10	4	0

### DEM County Chair

Vote For 1

	TOTAL	VOTE %		Election Day	Early Voting	Ballot By Mail	Provision al
Caroline Werner	17	48.57%	<div><div></div></div>	13	4	0	0
Mike Rawlins	18	51.43%	<div><div></div></div>	8	6	4	0
Total Votes Cast	35	100.00%	<div><div></div></div>	21	10	4	0
Overvotes	0			0	0	0	0
Undervotes	0			0	0	0	0
Contest Totals	35			21	10	4	0

## PCT 218

### Statistics

	TOTAL	Election Day	Early Voting	Ballot By Mail	Provisional
Registered Voters - Total	4,011				
Ballots Cast - Total	246	112	116	18	0
Ballots Cast - Republican	203	92	98	13	0
Ballots Cast - Democratic	43	20	18	5	0
Voter Turnout - Total	6.13%				

#### REP Attorney General

Vote For 1

	TOTAL	VOTE %		Election Day	Early Voting	Ballot By Mail	Provisional
George P. Bush	75	36.95%	<div><div></div></div>	30	36	9	0
Ken Paxton	128	63.05%	<div><div></div></div>	62	62	4	0
Total Votes Cast	203	100.00%	<div><div></div></div>	92	98	13	0
Overvotes	0			0	0	0	0
Undervotes	0			0	0	0	0
Contest Totals	203			92	98	13	0

#### REP Commissioner of the General Land Office

Vote For 1

	TOTAL	VOTE %		Election Day	Early Voting	Ballot By Mail	Provisional
Tim Westley	48	25.67%	<div><div></div></div>	24	16	8	0
Dawn Buckingham	139	74.33%	<div><div></div></div>	58	76	5	0
Total Votes Cast	187	100.00%	<div><div></div></div>	82	92	13	0
Overvotes	0			0	0	0	0
Undervotes	16			10	6	0	0
Contest Totals	203			92	98	13	0

#### REP Railroad Commissioner

Vote For 1

	TOTAL	VOTE %		Election Day	Early Voting	Ballot By Mail	Provisional
Sarah Stogner	71	36.79%	<div><div></div></div>	32	33	6	0
Wayne Christian	122	63.21%	<div><div></div></div>	56	59	7	0
Total Votes Cast	193	100.00%	<div><div></div></div>	88	92	13	0
Overvotes	0			0	0	0	0
Undervotes	10			4	6	0	0
Contest Totals	203			92	98	13	0

#### REP Judge, County Court at Law No. 5

Vote For 1

	TOTAL	VOTE %		Election Day	Early Voting	Ballot By Mail	Provisional
Randy Johnson	82	47.40%	<div><div></div></div>	38	39	5	0
Jimmy Angelino	91	52.60%	<div><div></div></div>	40	45	6	0
Total Votes Cast	173	100.00%	<div><div></div></div>	78	84	11	0
Overvotes	0			0	0	0	0
Undervotes	30			14	14	2	0
Contest Totals	203			92	98	13	0

## PCT 218

### REP District Clerk

Vote For 1

	TOTAL	VOTE %		Election Day	Early Voting	Ballot By Mail	Provisional
Mike Gould	84	46.67%	<div><div></div></div>	40	42	2	0
Lynne Finley	96	53.33%	<div><div></div></div>	38	47	11	0
Total Votes Cast	180	100.00%	<div><div></div></div>	78	89	13	0
Overvotes	0			0	0	0	0
Undervotes	23			14	9	0	0
Contest Totals	203			92	98	13	0

### REP Constable, Precinct 1

Vote For 1

	TOTAL	VOTE %		Election Day	Early Voting	Ballot By Mail	Provisional
Cris Trevino	41	23.56%	<div><div></div></div>	22	17	2	0
Matt Carpenter	133	76.44%	<div><div></div></div>	54	70	9	0
Total Votes Cast	174	100.00%	<div><div></div></div>	76	87	11	0
Overvotes	0			0	0	0	0
Undervotes	29			16	11	2	0
Contest Totals	203			92	98	13	0

### DEM Lieutenant Governor

Vote For 1

	TOTAL	VOTE %		Election Day	Early Voting	Ballot By Mail	Provisional
Michelle Beckley	13	31.71%	<div><div></div></div>	5	5	3	0
Mike Collier	28	68.29%	<div><div></div></div>	15	11	2	0
Total Votes Cast	41	100.00%	<div><div></div></div>	20	16	5	0
Overvotes	0			0	0	0	0
Undervotes	2			0	2	0	0
Contest Totals	43			20	18	5	0

### DEM Attorney General

Vote For 1

	TOTAL	VOTE %		Election Day	Early Voting	Ballot By Mail	Provisional
Rochelle Mercedes Garza	26	60.47%	<div><div></div></div>	9	14	3	0
Joe Jaworski	17	39.53%	<div><div></div></div>	11	4	2	0
Total Votes Cast	43	100.00%	<div><div></div></div>	20	18	5	0
Overvotes	0			0	0	0	0
Undervotes	0			0	0	0	0
Contest Totals	43			20	18	5	0

## PCT 218

### DEM Comptroller of Public Accounts

Vote For 1

	TOTAL	VOTE %		Election Day	Early Voting	Ballot By Mail	Provision al
Angel Luis Vega	8	19.05%	<div><div></div></div>	3	4	1	0
Janet T. Dudding	34	80.95%	<div><div></div></div>	16	14	4	0
Total Votes Cast	42	100.00%	<div><div></div></div>	19	18	5	0
Overvotes	0			0	0	0	0
Undervotes	1			1	0	0	0
Contest Totals	43			20	18	5	0

### DEM Commissioner of the General Land Office

Vote For 1

	TOTAL	VOTE %		Election Day	Early Voting	Ballot By Mail	Provision al
Jay Kleberg	27	62.79%	<div><div></div></div>	15	10	2	0
Sandragrace Martinez	16	37.21%	<div><div></div></div>	5	8	3	0
Total Votes Cast	43	100.00%	<div><div></div></div>	20	18	5	0
Overvotes	0			0	0	0	0
Undervotes	0			0	0	0	0
Contest Totals	43			20	18	5	0

### DEM County Chair

Vote For 1

	TOTAL	VOTE %		Election Day	Early Voting	Ballot By Mail	Provision al
Caroline Werner	26	63.41%	<div><div></div></div>	14	10	2	0
Mike Rawlins	15	36.59%	<div><div></div></div>	6	6	3	0
Total Votes Cast	41	100.00%	<div><div></div></div>	20	16	5	0
Overvotes	0			0	0	0	0
Undervotes	2			0	2	0	0
Contest Totals	43			20	18	5	0



## PCT 219

### Statistics

	TOTAL	Election Day	Early Voting	Ballot By Mail	Provisional
Registered Voters - Total	3,925				
Ballots Cast - Total	399	173	203	23	0
Ballots Cast - Republican	283	121	145	17	0
Ballots Cast - Democratic	116	52	58	6	0
Voter Turnout - Total	10.17%				

### REP Attorney General

Vote For 1

	TOTAL	VOTE %		Election Day	Early Voting	Ballot By Mail	Provisional
George P. Bush	109	38.79%	<div><div></div></div>	49	49	11	0
Ken Paxton	172	61.21%	<div><div></div></div>	71	95	6	0
Total Votes Cast	281	100.00%	<div><div></div></div>	120	144	17	0
Overvotes	0			0	0	0	0
Undervotes	2			1	1	0	0
Contest Totals	283			121	145	17	0

### REP Commissioner of the General Land Office

Vote For 1

	TOTAL	VOTE %		Election Day	Early Voting	Ballot By Mail	Provisional
Tim Westley	56	23.63%	<div><div></div></div>	21	32	3	0
Dawn Buckingham	181	76.37%	<div><div></div></div>	71	100	10	0
Total Votes Cast	237	100.00%	<div><div></div></div>	92	132	13	0
Overvotes	0			0	0	0	0
Undervotes	46			29	13	4	0
Contest Totals	283			121	145	17	0

### REP Railroad Commissioner

Vote For 1

	TOTAL	VOTE %		Election Day	Early Voting	Ballot By Mail	Provisional
Sarah Stogner	94	37.45%	<div><div></div></div>	42	47	5	0
Wayne Christian	157	62.55%	<div><div></div></div>	55	93	9	0
Total Votes Cast	251	100.00%	<div><div></div></div>	97	140	14	0
Overvotes	0			0	0	0	0
Undervotes	32			24	5	3	0
Contest Totals	283			121	145	17	0

### REP State Representative, District 70

Vote For 1

	TOTAL	VOTE %		Election Day	Early Voting	Ballot By Mail	Provisional
Jamee Jolly	174	66.41%	<div><div></div></div>	67	97	10	0
Eric J. Bowlin	88	33.59%	<div><div></div></div>	42	42	4	0
Total Votes Cast	262	100.00%	<div><div></div></div>	109	139	14	0
Overvotes	0			0	0	0	0
Undervotes	21			12	6	3	0
Contest Totals	283			121	145	17	0

## PCT 219

### REP Judge, County Court at Law No. 5

Vote For 1

	TOTAL	VOTE %		Election Day	Early Voting	Ballot By Mail	Provisional
Randy Johnson	125	53.88%	<div><div></div></div>	52	62	11	0
Jimmy Angelino	107	46.12%	<div><div></div></div>	41	65	1	0
Total Votes Cast	232	100.00%	<div><div></div></div>	93	127	12	0
Overvotes	0			0	0	0	0
Undervotes	51			28	18	5	0
Contest Totals	283			121	145	17	0

### REP District Clerk

Vote For 1

	TOTAL	VOTE %		Election Day	Early Voting	Ballot By Mail	Provisional
Mike Gould	107	44.40%	<div><div></div></div>	49	56	2	0
Lynne Finley	134	55.60%	<div><div></div></div>	47	78	9	0
Total Votes Cast	241	100.00%	<div><div></div></div>	96	134	11	0
Overvotes	0			0	0	0	0
Undervotes	42			25	11	6	0
Contest Totals	283			121	145	17	0

### DEM Lieutenant Governor

Vote For 1

	TOTAL	VOTE %		Election Day	Early Voting	Ballot By Mail	Provisional
Michelle Beckley	41	35.96%	<div><div></div></div>	22	17	2	0
Mike Collier	73	64.04%	<div><div></div></div>	29	40	4	0
Total Votes Cast	114	100.00%	<div><div></div></div>	51	57	6	0
Overvotes	0			0	0	0	0
Undervotes	2			1	1	0	0
Contest Totals	116			52	58	6	0

### DEM Attorney General

Vote For 1

	TOTAL	VOTE %		Election Day	Early Voting	Ballot By Mail	Provisional
Rochelle Mercedes Garza	60	52.17%	<div><div></div></div>	30	27	3	0
Joe Jaworski	55	47.83%	<div><div></div></div>	21	31	3	0
Total Votes Cast	115	100.00%	<div><div></div></div>	51	58	6	0
Overvotes	0			0	0	0	0
Undervotes	1			1	0	0	0
Contest Totals	116			52	58	6	0

## PCT 219

### DEM Comptroller of Public Accounts

Vote For 1

	TOTAL	VOTE %		Election Day	Early Voting	Ballot By Mail	Provisional
Angel Luis Vega	34	30.36%	<div><div></div></div>	15	17	2	0
Janet T. Dudding	78	69.64%	<div><div></div></div>	35	39	4	0
Total Votes Cast	112	100.00%	<div><div></div></div>	50	56	6	0
Overvotes	0			0	0	0	0
Undervotes	4			2	2	0	0
Contest Totals	116			52	58	6	0

### DEM Commissioner of the General Land Office

Vote For 1

	TOTAL	VOTE %		Election Day	Early Voting	Ballot By Mail	Provisional
Jay Kleberg	67	59.82%	<div><div></div></div>	22	40	5	0
Sandragrace Martinez	45	40.18%	<div><div></div></div>	28	16	1	0
Total Votes Cast	112	100.00%	<div><div></div></div>	50	56	6	0
Overvotes	0			0	0	0	0
Undervotes	4			2	2	0	0
Contest Totals	116			52	58	6	0

### DEM State Representative, District 70

Vote For 1

	TOTAL	VOTE %		Election Day	Early Voting	Ballot By Mail	Provisional
Mihaela Elizabeth Plesa	57	51.35%	<div><div></div></div>	21	32	4	0
Cassandra Garcia Hernandez	54	48.65%	<div><div></div></div>	28	25	1	0
Total Votes Cast	111	100.00%	<div><div></div></div>	49	57	5	0
Overvotes	0			0	0	0	0
Undervotes	5			3	1	1	0
Contest Totals	116			52	58	6	0

### DEM County Chair

Vote For 1

	TOTAL	VOTE %		Election Day	Early Voting	Ballot By Mail	Provisional
Caroline Werner	68	61.82%	<div><div></div></div>	32	31	5	0
Mike Rawlins	42	38.18%	<div><div></div></div>	17	24	1	0
Total Votes Cast	110	100.00%	<div><div></div></div>	49	55	6	0
Overvotes	0			0	0	0	0
Undervotes	6			3	3	0	0
Contest Totals	116			52	58	6	0

## PCT 220

### Statistics

	TOTAL	Election Day	Early Voting	Ballot By Mail	Provisional
Registered Voters - Total	4,449				
Ballots Cast - Total	171	83	80	7	1
Ballots Cast - Republican	134	65	61	7	1
Ballots Cast - Democratic	37	18	19	0	0
Voter Turnout - Total	3.84%				

#### REP Attorney General

Vote For 1

	TOTAL	VOTE %		Election Day	Early Voting	Ballot By Mail	Provisional
George P. Bush	46	35.38%	<div><div></div></div>	24	18	3	1
Ken Paxton	84	64.62%	<div><div></div></div>	41	39	4	0
Total Votes Cast	130	100.00%	<div><div></div></div>	65	57	7	1
Overvotes	0			0	0	0	0
Undervotes	4			0	4	0	0
Contest Totals	134			65	61	7	1

#### REP Commissioner of the General Land Office

Vote For 1

	TOTAL	VOTE %		Election Day	Early Voting	Ballot By Mail	Provisional
Tim Westley	38	31.40%	<div><div></div></div>	18	14	6	0
Dawn Buckingham	83	68.60%	<div><div></div></div>	44	38	1	0
Total Votes Cast	121	100.00%	<div><div></div></div>	62	52	7	0
Overvotes	0			0	0	0	0
Undervotes	13			3	9	0	1
Contest Totals	134			65	61	7	1

#### REP Railroad Commissioner

Vote For 1

	TOTAL	VOTE %		Election Day	Early Voting	Ballot By Mail	Provisional
Sarah Stogner	42	35.29%	<div><div></div></div>	23	19	0	0
Wayne Christian	77	64.71%	<div><div></div></div>	37	33	7	0
Total Votes Cast	119	100.00%	<div><div></div></div>	60	52	7	0
Overvotes	0			0	0	0	0
Undervotes	15			5	9	0	1
Contest Totals	134			65	61	7	1

#### REP State Representative, District 61

Vote For 1

	TOTAL	VOTE %		Election Day	Early Voting	Ballot By Mail	Provisional
Frederick Frazier	74	58.27%	<div><div></div></div>	36	32	5	1
Paul Chabot	53	41.73%	<div><div></div></div>	27	24	2	0
Total Votes Cast	127	100.00%	<div><div></div></div>	63	56	7	1
Overvotes	0			0	0	0	0
Undervotes	7			2	5	0	0
Contest Totals	134			65	61	7	1

## PCT 220

### REP Judge, County Court at Law No. 5

Vote For 1

	TOTAL	VOTE %		Election Day	Early Voting	Ballot By Mail	Provisional
Randy Johnson	63	58.33%	<div><div></div></div>	37	19	7	0
Jimmy Angelino	45	41.67%	<div><div></div></div>	20	25	0	0
Total Votes Cast	108	100.00%	<div><div></div></div>	57	44	7	0
Overvotes	0			0	0	0	0
Undervotes	26			8	17	0	1
Contest Totals	134			65	61	7	1

### REP District Clerk

Vote For 1

	TOTAL	VOTE %		Election Day	Early Voting	Ballot By Mail	Provisional
Mike Gould	65	58.56%	<div><div></div></div>	29	33	3	0
Lynne Finley	46	41.44%	<div><div></div></div>	29	13	4	0
Total Votes Cast	111	100.00%	<div><div></div></div>	58	46	7	0
Overvotes	0			0	0	0	0
Undervotes	23			7	15	0	1
Contest Totals	134			65	61	7	1

### DEM Lieutenant Governor

Vote For 1

	TOTAL	VOTE %		Election Day	Early Voting	Ballot By Mail	Provisional
Michelle Beckley	20	54.05%	<div><div></div></div>	11	9	0	0
Mike Collier	17	45.95%	<div><div></div></div>	7	10	0	0
Total Votes Cast	37	100.00%	<div><div></div></div>	18	19	0	0
Overvotes	0			0	0	0	0
Undervotes	0			0	0	0	0
Contest Totals	37			18	19	0	0

### DEM Attorney General

Vote For 1

	TOTAL	VOTE %		Election Day	Early Voting	Ballot By Mail	Provisional
Rochelle Mercedes Garza	21	56.76%	<div><div></div></div>	7	14	0	0
Joe Jaworski	16	43.24%	<div><div></div></div>	11	5	0	0
Total Votes Cast	37	100.00%	<div><div></div></div>	18	19	0	0
Overvotes	0			0	0	0	0
Undervotes	0			0	0	0	0
Contest Totals	37			18	19	0	0

## PCT 220

### DEM Comptroller of Public Accounts

Vote For 1

	TOTAL	VOTE %		Election Day	Early Voting	Ballot By Mail	Provision al
Angel Luis Vega	12	32.43%	<div><div></div></div>	4	8	0	0
Janet T. Dudding	25	67.57%	<div><div></div></div>	14	11	0	0
Total Votes Cast	37	100.00%	<div><div></div></div>	18	19	0	0
Overvotes	0			0	0	0	0
Undervotes	0			0	0	0	0
Contest Totals	37			18	19	0	0

### DEM Commissioner of the General Land Office

Vote For 1

	TOTAL	VOTE %		Election Day	Early Voting	Ballot By Mail	Provision al
Jay Kleberg	21	56.76%	<div><div></div></div>	9	12	0	0
Sandragrace Martinez	16	43.24%	<div><div></div></div>	9	7	0	0
Total Votes Cast	37	100.00%	<div><div></div></div>	18	19	0	0
Overvotes	0			0	0	0	0
Undervotes	0			0	0	0	0
Contest Totals	37			18	19	0	0

### DEM County Chair

Vote For 1

	TOTAL	VOTE %		Election Day	Early Voting	Ballot By Mail	Provision al
Caroline Werner	19	55.88%	<div><div></div></div>	9	10	0	0
Mike Rawlins	15	44.12%	<div><div></div></div>	8	7	0	0
Total Votes Cast	34	100.00%	<div><div></div></div>	17	17	0	0
Overvotes	0			0	0	0	0
Undervotes	3			1	2	0	0
Contest Totals	37			18	19	0	0

Summary Results Report  
Primary Runoff  
May 24th, 2022

Final Results  
SOVC  
COLLIN COUNTY

## PCT 221

### Statistics

	TOTAL	Election Day	Early Voting	Ballot By Mail	Provisional
Registered Voters - Total	5,010				
Ballots Cast - Total	641	198	382	59	2
Ballots Cast - Republican	542	172	322	48	0
Ballots Cast - Democratic	99	26	60	11	2
Voter Turnout - Total	12.79%				

### REP Attorney General

Vote For 1

	TOTAL	VOTE %		Election Day	Early Voting	Ballot By Mail	Provisional
George P. Bush	170	31.60%	<div><div></div></div>	49	104	17	0
Ken Paxton	368	68.40%	<div><div></div></div>	121	216	31	0
Total Votes Cast	538	100.00%	<div><div></div></div>	170	320	48	0
Overvotes	0			0	0	0	0
Undervotes	4			2	2	0	0
Contest Totals	542			172	322	48	0

### REP Commissioner of the General Land Office

Vote For 1

	TOTAL	VOTE %		Election Day	Early Voting	Ballot By Mail	Provisional
Tim Westley	107	22.53%	<div><div></div></div>	37	58	12	0
Dawn Buckingham	368	77.47%	<div><div></div></div>	113	227	28	0
Total Votes Cast	475	100.00%	<div><div></div></div>	150	285	40	0
Overvotes	0			0	0	0	0
Undervotes	67			22	37	8	0
Contest Totals	542			172	322	48	0

### REP Railroad Commissioner

Vote For 1

	TOTAL	VOTE %		Election Day	Early Voting	Ballot By Mail	Provisional
Sarah Stogner	153	31.03%	<div><div></div></div>	46	95	12	0
Wayne Christian	340	68.97%	<div><div></div></div>	106	203	31	0
Total Votes Cast	493	100.00%	<div><div></div></div>	152	298	43	0
Overvotes	0			0	0	0	0
Undervotes	49			20	24	5	0
Contest Totals	542			172	322	48	0

### REP State Representative, District 61

Vote For 1

	TOTAL	VOTE %		Election Day	Early Voting	Ballot By Mail	Provisional
Frederick Frazier	324	61.13%	<div><div></div></div>	90	204	30	0
Paul Chabot	206	38.87%	<div><div></div></div>	78	112	16	0
Total Votes Cast	530	100.00%	<div><div></div></div>	168	316	46	0
Overvotes	0			0	0	0	0
Undervotes	12			4	6	2	0
Contest Totals	542			172	322	48	0

## PCT 221

### REP Judge, County Court at Law No. 5

Vote For 1

	TOTAL	VOTE %		Election Day	Early Voting	Ballot By Mail	Provisional
Randy Johnson	223	48.06%	<div><div></div></div>	69	136	18	0
Jimmy Angelino	241	51.94%	<div><div></div></div>	78	141	22	0
Total Votes Cast	464	100.00%	<div><div></div></div>	147	277	40	0
Overvotes	0			0	0	0	0
Undervotes	78			25	45	8	0
Contest Totals	542			172	322	48	0

### REP District Clerk

Vote For 1

	TOTAL	VOTE %		Election Day	Early Voting	Ballot By Mail	Provisional
Mike Gould	257	57.37%	<div><div></div></div>	84	150	23	0
Lynne Finley	191	42.63%	<div><div></div></div>	54	116	21	0
Total Votes Cast	448	100.00%	<div><div></div></div>	138	266	44	0
Overvotes	0			0	0	0	0
Undervotes	94			34	56	4	0
Contest Totals	542			172	322	48	0

### DEM Lieutenant Governor

Vote For 1

	TOTAL	VOTE %		Election Day	Early Voting	Ballot By Mail	Provisional
Michelle Beckley	38	38.38%	<div><div></div></div>	13	20	5	0
Mike Collier	61	61.62%	<div><div></div></div>	13	40	6	2
Total Votes Cast	99	100.00%	<div><div></div></div>	26	60	11	2
Overvotes	0			0	0	0	0
Undervotes	0			0	0	0	0
Contest Totals	99			26	60	11	2

### DEM Attorney General

Vote For 1

	TOTAL	VOTE %		Election Day	Early Voting	Ballot By Mail	Provisional
Rochelle Mercedes Garza	50	51.02%	<div><div></div></div>	17	27	6	0
Joe Jaworski	48	48.98%	<div><div></div></div>	9	32	5	2
Total Votes Cast	98	100.00%	<div><div></div></div>	26	59	11	2
Overvotes	0			0	0	0	0
Undervotes	1			0	1	0	0
Contest Totals	99			26	60	11	2



## PCT 221

### DEM Comptroller of Public Accounts

Vote For 1

	TOTAL	VOTE %		Election Day	Early Voting	Ballot By Mail	Provision al
Angel Luis Vega	28	28.57%	<div><div></div></div>	7	19	2	0
Janet T. Dudding	70	71.43%	<div><div></div></div>	19	40	9	2
Total Votes Cast	98	100.00%	<div><div></div></div>	26	59	11	2
Overvotes	0			0	0	0	0
Undervotes	1			0	1	0	0
Contest Totals	99			26	60	11	2

### DEM Commissioner of the General Land Office

Vote For 1

	TOTAL	VOTE %		Election Day	Early Voting	Ballot By Mail	Provision al
Jay Kleberg	63	64.95%	<div><div></div></div>	14	40	9	0
Sandragrace Martinez	34	35.05%	<div><div></div></div>	12	18	2	2
Total Votes Cast	97	100.00%	<div><div></div></div>	26	58	11	2
Overvotes	0			0	0	0	0
Undervotes	2			0	2	0	0
Contest Totals	99			26	60	11	2

### DEM County Chair

Vote For 1

	TOTAL	VOTE %		Election Day	Early Voting	Ballot By Mail	Provision al
Caroline Werner	52	55.32%	<div><div></div></div>	16	30	6	0
Mike Rawlins	42	44.68%	<div><div></div></div>	9	26	5	2
Total Votes Cast	94	100.00%	<div><div></div></div>	25	56	11	2
Overvotes	0			0	0	0	0
Undervotes	5			1	4	0	0
Contest Totals	99			26	60	11	2

## PCT 222

### Statistics

	TOTAL	Election Day	Early Voting	Ballot By Mail	Provisional
Registered Voters - Total	3,440				
Ballots Cast - Total	225	108	107	9	1
Ballots Cast - Republican	161	78	77	6	0
Ballots Cast - Democratic	64	30	30	3	1
Voter Turnout - Total	6.54%				

#### REP Attorney General

Vote For 1

	TOTAL	VOTE %		Election Day	Early Voting	Ballot By Mail	Provisional
George P. Bush	68	42.24%	<div><div></div></div>	25	38	5	0
Ken Paxton	93	57.76%	<div><div></div></div>	53	39	1	0
Total Votes Cast	161	100.00%	<div><div></div></div>	78	77	6	0
Overvotes	0			0	0	0	0
Undervotes	0			0	0	0	0
Contest Totals	161			78	77	6	0

#### REP Commissioner of the General Land Office

Vote For 1

	TOTAL	VOTE %		Election Day	Early Voting	Ballot By Mail	Provisional
Tim Westley	43	29.25%	<div><div></div></div>	22	20	1	0
Dawn Buckingham	104	70.75%	<div><div></div></div>	50	49	5	0
Total Votes Cast	147	100.00%	<div><div></div></div>	72	69	6	0
Overvotes	0			0	0	0	0
Undervotes	14			6	8	0	0
Contest Totals	161			78	77	6	0

#### REP Railroad Commissioner

Vote For 1

	TOTAL	VOTE %		Election Day	Early Voting	Ballot By Mail	Provisional
Sarah Stogner	55	36.91%	<div><div></div></div>	26	26	3	0
Wayne Christian	94	63.09%	<div><div></div></div>	49	42	3	0
Total Votes Cast	149	100.00%	<div><div></div></div>	75	68	6	0
Overvotes	0			0	0	0	0
Undervotes	12			3	9	0	0
Contest Totals	161			78	77	6	0

#### REP Judge, County Court at Law No. 5

Vote For 1

	TOTAL	VOTE %		Election Day	Early Voting	Ballot By Mail	Provisional
Randy Johnson	79	54.11%	<div><div></div></div>	37	39	3	0
Jimmy Angelino	67	45.89%	<div><div></div></div>	36	29	2	0
Total Votes Cast	146	100.00%	<div><div></div></div>	73	68	5	0
Overvotes	0			0	0	0	0
Undervotes	15			5	9	1	0
Contest Totals	161			78	77	6	0

Summary Results Report  
Primary Runoff  
May 24th, 2022

Final Results  
SOVC  
COLLIN COUNTY

## PCT 222

### REP District Clerk

Vote For 1

	TOTAL	VOTE %		Election Day	Early Voting	Ballot By Mail	Provisional
Mike Gould	67	46.21%	<div><div></div></div>	27	38	2	0
Lynne Finley	78	53.79%	<div><div></div></div>	45	30	3	0
Total Votes Cast	145	100.00%	<div><div></div></div>	72	68	5	0
Overvotes	0			0	0	0	0
Undervotes	16			6	9	1	0
Contest Totals	161			78	77	6	0

### REP Constable, Precinct 1

Vote For 1

	TOTAL	VOTE %		Election Day	Early Voting	Ballot By Mail	Provisional
Cris Trevino	37	27.41%	<div><div></div></div>	21	14	2	0
Matt Carpenter	98	72.59%	<div><div></div></div>	47	48	3	0
Total Votes Cast	135	100.00%	<div><div></div></div>	68	62	5	0
Overvotes	0			0	0	0	0
Undervotes	26			10	15	1	0
Contest Totals	161			78	77	6	0

### DEM Lieutenant Governor

Vote For 1

	TOTAL	VOTE %		Election Day	Early Voting	Ballot By Mail	Provisional
Michelle Beckley	25	40.32%	<div><div></div></div>	15	9	0	1
Mike Collier	37	59.68%	<div><div></div></div>	15	19	3	0
Total Votes Cast	62	100.00%	<div><div></div></div>	30	28	3	1
Overvotes	0			0	0	0	0
Undervotes	2			0	2	0	0
Contest Totals	64			30	30	3	1

### DEM Attorney General

Vote For 1

	TOTAL	VOTE %		Election Day	Early Voting	Ballot By Mail	Provisional
Rochelle Mercedes Garza	33	53.23%	<div><div></div></div>	20	11	1	1
Joe Jaworski	29	46.77%	<div><div></div></div>	10	17	2	0
Total Votes Cast	62	100.00%	<div><div></div></div>	30	28	3	1
Overvotes	0			0	0	0	0
Undervotes	2			0	2	0	0
Contest Totals	64			30	30	3	1

## PCT 222

### DEM Comptroller of Public Accounts

Vote For 1

	TOTAL	VOTE %		Election Day	Early Voting	Ballot By Mail	Provision al
Angel Luis Vega	20	33.33%	<div><div></div></div>	13	6	1	0
Janet T. Dudding	40	66.67%	<div><div></div></div>	16	21	2	1
Total Votes Cast	60	100.00%	<div><div></div></div>	29	27	3	1
Overvotes	0			0	0	0	0
Undervotes	4			1	3	0	0
Contest Totals	64			30	30	3	1

### DEM Commissioner of the General Land Office

Vote For 1

	TOTAL	VOTE %		Election Day	Early Voting	Ballot By Mail	Provision al
Jay Kleberg	37	61.67%	<div><div></div></div>	15	19	2	1
Sandragrace Martinez	23	38.33%	<div><div></div></div>	15	7	1	0
Total Votes Cast	60	100.00%	<div><div></div></div>	30	26	3	1
Overvotes	0			0	0	0	0
Undervotes	4			0	4	0	0
Contest Totals	64			30	30	3	1

### DEM County Chair

Vote For 1

	TOTAL	VOTE %		Election Day	Early Voting	Ballot By Mail	Provision al
Caroline Werner	35	55.56%	<div><div></div></div>	15	20	0	0
Mike Rawlins	28	44.44%	<div><div></div></div>	15	9	3	1
Total Votes Cast	63	100.00%	<div><div></div></div>	30	29	3	1
Overvotes	0			0	0	0	0
Undervotes	1			0	1	0	0
Contest Totals	64			30	30	3	1

## PCT 223

### Statistics

	TOTAL	Election Day	Early Voting	Ballot By Mail	Provisional
Registered Voters - Total	2,067				
Ballots Cast - Total	154	71	73	10	0
Ballots Cast - Republican	125	66	54	5	0
Ballots Cast - Democratic	29	5	19	5	0
Voter Turnout - Total	7.45%				

#### REP Attorney General

Vote For 1

	TOTAL	VOTE %		Election Day	Early Voting	Ballot By Mail	Provisional
George P. Bush	42	33.60%	<div><div></div></div>	22	15	5	0
Ken Paxton	83	66.40%	<div><div></div></div>	44	39	0	0
Total Votes Cast	125	100.00%	<div><div></div></div>	66	54	5	0
Overvotes	0			0	0	0	0
Undervotes	0			0	0	0	0
Contest Totals	125			66	54	5	0

#### REP Commissioner of the General Land Office

Vote For 1

	TOTAL	VOTE %		Election Day	Early Voting	Ballot By Mail	Provisional
Tim Westley	41	36.28%	<div><div></div></div>	22	19	0	0
Dawn Buckingham	72	63.72%	<div><div></div></div>	36	33	3	0
Total Votes Cast	113	100.00%	<div><div></div></div>	58	52	3	0
Overvotes	0			0	0	0	0
Undervotes	12			8	2	2	0
Contest Totals	125			66	54	5	0

#### REP Railroad Commissioner

Vote For 1

	TOTAL	VOTE %		Election Day	Early Voting	Ballot By Mail	Provisional
Sarah Stogner	32	27.59%	<div><div></div></div>	21	10	1	0
Wayne Christian	84	72.41%	<div><div></div></div>	38	44	2	0
Total Votes Cast	116	100.00%	<div><div></div></div>	59	54	3	0
Overvotes	0			0	0	0	0
Undervotes	9			7	0	2	0
Contest Totals	125			66	54	5	0

#### REP Judge, County Court at Law No. 5

Vote For 1

	TOTAL	VOTE %		Election Day	Early Voting	Ballot By Mail	Provisional
Randy Johnson	70	60.87%	<div><div></div></div>	33	35	2	0
Jimmy Angelino	45	39.13%	<div><div></div></div>	27	17	1	0
Total Votes Cast	115	100.00%	<div><div></div></div>	60	52	3	0
Overvotes	0			0	0	0	0
Undervotes	10			6	2	2	0
Contest Totals	125			66	54	5	0

## PCT 223

### REP District Clerk

Vote For 1

	TOTAL	VOTE %		Election Day	Early Voting	Ballot By Mail	Provisional
Mike Gould	77	67.54%	<div><div></div></div>	37	40	0	0
Lynne Finley	37	32.46%	<div><div></div></div>	21	13	3	0
Total Votes Cast	114	100.00%	<div><div></div></div>	58	53	3	0
Overvotes	0			0	0	0	0
Undervotes	11			8	1	2	0
Contest Totals	125			66	54	5	0

### REP Constable, Precinct 1

Vote For 1

	TOTAL	VOTE %		Election Day	Early Voting	Ballot By Mail	Provisional
Cris Trevino	40	36.70%	<div><div></div></div>	21	18	1	0
Matt Carpenter	69	63.30%	<div><div></div></div>	32	35	2	0
Total Votes Cast	109	100.00%	<div><div></div></div>	53	53	3	0
Overvotes	0			0	0	0	0
Undervotes	16			13	1	2	0
Contest Totals	125			66	54	5	0

### DEM Lieutenant Governor

Vote For 1

	TOTAL	VOTE %		Election Day	Early Voting	Ballot By Mail	Provisional
Michelle Beckley	7	24.14%	<div><div></div></div>	1	6	0	0
Mike Collier	22	75.86%	<div><div></div></div>	4	13	5	0
Total Votes Cast	29	100.00%	<div><div></div></div>	5	19	5	0
Overvotes	0			0	0	0	0
Undervotes	0			0	0	0	0
Contest Totals	29			5	19	5	0

### DEM Attorney General

Vote For 1

	TOTAL	VOTE %		Election Day	Early Voting	Ballot By Mail	Provisional
Rochelle Mercedes Garza	12	44.44%	<div><div></div></div>	4	6	2	0
Joe Jaworski	15	55.56%	<div><div></div></div>	1	11	3	0
Total Votes Cast	27	100.00%	<div><div></div></div>	5	17	5	0
Overvotes	0			0	0	0	0
Undervotes	2			0	2	0	0
Contest Totals	29			5	19	5	0

## PCT 223

### DEM Comptroller of Public Accounts

Vote For 1

	TOTAL	VOTE %		Election Day	Early Voting	Ballot By Mail	Provision al
Angel Luis Vega	4	14.29%	<div><div></div></div>	0	2	2	0
Janet T. Dudding	24	85.71%	<div><div></div></div>	5	16	3	0
Total Votes Cast	28	100.00%	<div><div></div></div>	5	18	5	0
Overvotes	0			0	0	0	0
Undervotes	1			0	1	0	0
Contest Totals	29			5	19	5	0

### DEM Commissioner of the General Land Office

Vote For 1

	TOTAL	VOTE %		Election Day	Early Voting	Ballot By Mail	Provision al
Jay Kleberg	21	75.00%	<div><div></div></div>	3	14	4	0
Sandragrace Martinez	7	25.00%	<div><div></div></div>	2	4	1	0
Total Votes Cast	28	100.00%	<div><div></div></div>	5	18	5	0
Overvotes	0			0	0	0	0
Undervotes	1			0	1	0	0
Contest Totals	29			5	19	5	0

### DEM County Chair

Vote For 1

	TOTAL	VOTE %		Election Day	Early Voting	Ballot By Mail	Provision al
Caroline Werner	15	53.57%	<div><div></div></div>	2	10	3	0
Mike Rawlins	13	46.43%	<div><div></div></div>	3	8	2	0
Total Votes Cast	28	100.00%	<div><div></div></div>	5	18	5	0
Overvotes	0			0	0	0	0
Undervotes	1			0	1	0	0
Contest Totals	29			5	19	5	0

## PCT 224

### Statistics

	TOTAL	Election Day	Early Voting	Ballot By Mail	Provisional
Registered Voters - Total	2,930				
Ballots Cast - Total	238	107	101	30	0
Ballots Cast - Republican	203	94	81	28	0
Ballots Cast - Democratic	35	13	20	2	0
Voter Turnout - Total	8.12%				

#### REP Attorney General

Vote For 1

	TOTAL	VOTE %		Election Day	Early Voting	Ballot By Mail	Provisional
George P. Bush	65	32.50%	<div><div></div></div>	24	27	14	0
Ken Paxton	135	67.50%	<div><div></div></div>	68	53	14	0
Total Votes Cast	200	100.00%	<div><div></div></div>	92	80	28	0
Overvotes	0			0	0	0	0
Undervotes	3			2	1	0	0
Contest Totals	203			94	81	28	0

#### REP Commissioner of the General Land Office

Vote For 1

	TOTAL	VOTE %		Election Day	Early Voting	Ballot By Mail	Provisional
Tim Westley	51	29.65%	<div><div></div></div>	19	25	7	0
Dawn Buckingham	121	70.35%	<div><div></div></div>	60	42	19	0
Total Votes Cast	172	100.00%	<div><div></div></div>	79	67	26	0
Overvotes	0			0	0	0	0
Undervotes	31			15	14	2	0
Contest Totals	203			94	81	28	0

#### REP Railroad Commissioner

Vote For 1

	TOTAL	VOTE %		Election Day	Early Voting	Ballot By Mail	Provisional
Sarah Stogner	59	33.15%	<div><div></div></div>	34	20	5	0
Wayne Christian	119	66.85%	<div><div></div></div>	51	48	20	0
Total Votes Cast	178	100.00%	<div><div></div></div>	85	68	25	0
Overvotes	0			0	0	0	0
Undervotes	25			9	13	3	0
Contest Totals	203			94	81	28	0

#### REP Judge, County Court at Law No. 5

Vote For 1

	TOTAL	VOTE %		Election Day	Early Voting	Ballot By Mail	Provisional
Randy Johnson	71	40.11%	<div><div></div></div>	22	36	13	0
Jimmy Angelino	106	59.89%	<div><div></div></div>	60	36	10	0
Total Votes Cast	177	100.00%	<div><div></div></div>	82	72	23	0
Overvotes	0			0	0	0	0
Undervotes	26			12	9	5	0
Contest Totals	203			94	81	28	0



Summary Results Report  
Primary Runoff  
May 24th, 2022

Final Results  
SOVC  
COLLIN COUNTY

## PCT 224

### REP District Clerk

Vote For 1

	TOTAL	VOTE %		Election Day	Early Voting	Ballot By Mail	Provision al
Mike Gould	99	58.24%	<div><div></div></div>	46	41	12	0
Lynne Finley	71	41.76%	<div><div></div></div>	35	25	11	0
Total Votes Cast	170	100.00%	<div><div></div></div>	81	66	23	0
Overvotes	0			0	0	0	0
Undervotes	33			13	15	5	0
Contest Totals	203			94	81	28	0

### DEM Lieutenant Governor

Vote For 1

	TOTAL	VOTE %		Election Day	Early Voting	Ballot By Mail	Provision al
Michelle Beckley	10	28.57%	<div><div></div></div>	4	6	0	0
Mike Collier	25	71.43%	<div><div></div></div>	9	14	2	0
Total Votes Cast	35	100.00%	<div><div></div></div>	13	20	2	0
Overvotes	0			0	0	0	0
Undervotes	0			0	0	0	0
Contest Totals	35			13	20	2	0

### DEM Attorney General

Vote For 1

	TOTAL	VOTE %		Election Day	Early Voting	Ballot By Mail	Provision al
Rochelle Mercedes Garza	17	50.00%	<div><div></div></div>	7	9	1	0
Joe Jaworski	17	50.00%	<div><div></div></div>	6	10	1	0
Total Votes Cast	34	100.00%	<div><div></div></div>	13	19	2	0
Overvotes	0			0	0	0	0
Undervotes	1			0	1	0	0
Contest Totals	35			13	20	2	0

### DEM Comptroller of Public Accounts

Vote For 1

	TOTAL	VOTE %		Election Day	Early Voting	Ballot By Mail	Provision al
Angel Luis Vega	7	21.88%	<div><div></div></div>	2	5	0	0
Janet T. Dudding	25	78.12%	<div><div></div></div>	9	14	2	0
Total Votes Cast	32	100.00%	<div><div></div></div>	11	19	2	0
Overvotes	0			0	0	0	0
Undervotes	3			2	1	0	0
Contest Totals	35			13	20	2	0

## PCT 224

### DEM Commissioner of the General Land Office

Vote For 1

	TOTAL	VOTE %		Election Day	Early Voting	Ballot By Mail	Provision al
Jay Kleberg	22	64.71%	<div><div></div></div>	10	11	1	0
Sandragrace Martinez	12	35.29%	<div><div></div></div>	3	8	1	0
Total Votes Cast	34	100.00%	<div><div></div></div>	13	19	2	0
Overvotes	0			0	0	0	0
Undervotes	1			0	1	0	0
Contest Totals	35			13	20	2	0

### DEM County Chair

Vote For 1

	TOTAL	VOTE %		Election Day	Early Voting	Ballot By Mail	Provision al
Caroline Werner	17	54.84%	<div><div></div></div>	8	9	0	0
Mike Rawlins	14	45.16%	<div><div></div></div>	3	9	2	0
Total Votes Cast	31	100.00%	<div><div></div></div>	11	18	2	0
Overvotes	0			0	0	0	0
Undervotes	4			2	2	0	0
Contest Totals	35			13	20	2	0

## PCT 225

### Statistics

	TOTAL	Election Day	Early Voting	Ballot By Mail	Provisional
Registered Voters - Total	3,778				
Ballots Cast - Total	223	104	102	15	2
Ballots Cast - Republican	156	69	83	4	0
Ballots Cast - Democratic	67	35	19	11	2
Voter Turnout - Total	5.90%				

#### REP Attorney General

Vote For 1

	TOTAL	VOTE %		Election Day	Early Voting	Ballot By Mail	Provisional
George P. Bush	44	28.21%	<div><div></div></div>	21	20	3	0
Ken Paxton	112	71.79%	<div><div></div></div>	48	63	1	0
Total Votes Cast	156	100.00%	<div><div></div></div>	69	83	4	0
Overvotes	0			0	0	0	0
Undervotes	0			0	0	0	0
Contest Totals	156			69	83	4	0

#### REP Commissioner of the General Land Office

Vote For 1

	TOTAL	VOTE %		Election Day	Early Voting	Ballot By Mail	Provisional
Tim Westley	41	28.47%	<div><div></div></div>	22	16	3	0
Dawn Buckingham	103	71.53%	<div><div></div></div>	38	64	1	0
Total Votes Cast	144	100.00%	<div><div></div></div>	60	80	4	0
Overvotes	0			0	0	0	0
Undervotes	12			9	3	0	0
Contest Totals	156			69	83	4	0

#### REP Railroad Commissioner

Vote For 1

	TOTAL	VOTE %		Election Day	Early Voting	Ballot By Mail	Provisional
Sarah Stogner	58	38.41%	<div><div></div></div>	26	30	2	0
Wayne Christian	93	61.59%	<div><div></div></div>	39	52	2	0
Total Votes Cast	151	100.00%	<div><div></div></div>	65	82	4	0
Overvotes	0			0	0	0	0
Undervotes	5			4	1	0	0
Contest Totals	156			69	83	4	0

#### REP State Representative, District 61

Vote For 1

	TOTAL	VOTE %		Election Day	Early Voting	Ballot By Mail	Provisional
Frederick Frazier	94	61.44%	<div><div></div></div>	39	53	2	0
Paul Chabot	59	38.56%	<div><div></div></div>	28	29	2	0
Total Votes Cast	153	100.00%	<div><div></div></div>	67	82	4	0
Overvotes	0			0	0	0	0
Undervotes	3			2	1	0	0
Contest Totals	156			69	83	4	0

## PCT 225

### REP Judge, County Court at Law No. 5

Vote For 1

	TOTAL	VOTE %		Election Day	Early Voting	Ballot By Mail	Provisional
Randy Johnson	77	55.80%	<div><div></div></div>	36	38	3	0
Jimmy Angelino	61	44.20%	<div><div></div></div>	23	37	1	0
Total Votes Cast	138	100.00%	<div><div></div></div>	59	75	4	0
Overvotes	0			0	0	0	0
Undervotes	18			10	8	0	0
Contest Totals	156			69	83	4	0

### REP District Clerk

Vote For 1

	TOTAL	VOTE %		Election Day	Early Voting	Ballot By Mail	Provisional
Mike Gould	67	48.91%	<div><div></div></div>	28	37	2	0
Lynne Finley	70	51.09%	<div><div></div></div>	31	37	2	0
Total Votes Cast	137	100.00%	<div><div></div></div>	59	74	4	0
Overvotes	0			0	0	0	0
Undervotes	19			10	9	0	0
Contest Totals	156			69	83	4	0

### DEM Lieutenant Governor

Vote For 1

	TOTAL	VOTE %		Election Day	Early Voting	Ballot By Mail	Provisional
Michelle Beckley	29	43.94%	<div><div></div></div>	18	8	1	2
Mike Collier	37	56.06%	<div><div></div></div>	16	11	10	0
Total Votes Cast	66	100.00%	<div><div></div></div>	34	19	11	2
Overvotes	0			0	0	0	0
Undervotes	1			1	0	0	0
Contest Totals	67			35	19	11	2

### DEM Attorney General

Vote For 1

	TOTAL	VOTE %		Election Day	Early Voting	Ballot By Mail	Provisional
Rochelle Mercedes Garza	37	57.81%	<div><div></div></div>	22	9	5	1
Joe Jaworski	27	42.19%	<div><div></div></div>	12	10	4	1
Total Votes Cast	64	100.00%	<div><div></div></div>	34	19	9	2
Overvotes	0			0	0	0	0
Undervotes	3			1	0	2	0
Contest Totals	67			35	19	11	2

## PCT 225

### DEM Comptroller of Public Accounts

Vote For 1

	TOTAL	VOTE %		Election Day	Early Voting	Ballot By Mail	Provision al
Angel Luis Vega	21	33.87%	<div><div></div></div>	14	6	0	1
Janet T. Dudding	41	66.13%	<div><div></div></div>	18	13	9	1
Total Votes Cast	62	100.00%	<div><div></div></div>	32	19	9	2
Overvotes	0			0	0	0	0
Undervotes	5			3	0	2	0
Contest Totals	67			35	19	11	2

### DEM Commissioner of the General Land Office

Vote For 1

	TOTAL	VOTE %		Election Day	Early Voting	Ballot By Mail	Provision al
Jay Kleberg	44	69.84%	<div><div></div></div>	21	15	7	1
Sandragrace Martinez	19	30.16%	<div><div></div></div>	12	4	2	1
Total Votes Cast	63	100.00%	<div><div></div></div>	33	19	9	2
Overvotes	0			0	0	0	0
Undervotes	4			2	0	2	0
Contest Totals	67			35	19	11	2

### DEM County Chair

Vote For 1

	TOTAL	VOTE %		Election Day	Early Voting	Ballot By Mail	Provision al
Caroline Werner	34	51.52%	<div><div></div></div>	20	8	5	1
Mike Rawlins	32	48.48%	<div><div></div></div>	14	11	6	1
Total Votes Cast	66	100.00%	<div><div></div></div>	34	19	11	2
Overvotes	0			0	0	0	0
Undervotes	1			1	0	0	0
Contest Totals	67			35	19	11	2

## PCT 226

### Statistics

	TOTAL	Election Day	Early Voting	Ballot By Mail	Provisional
Registered Voters - Total	4,308				
Ballots Cast - Total	403	144	230	27	2
Ballots Cast - Republican	293	96	177	18	2
Ballots Cast - Democratic	110	48	53	9	0
Voter Turnout - Total	9.35%				

#### REP Attorney General

Vote For 1

	TOTAL	VOTE %		Election Day	Early Voting	Ballot By Mail	Provisional
George P. Bush	98	34.39%	<div><div></div></div>	35	56	7	0
Ken Paxton	187	65.61%	<div><div></div></div>	59	115	11	2
Total Votes Cast	285	100.00%	<div><div></div></div>	94	171	18	2
Overvotes	0			0	0	0	0
Undervotes	8			2	6	0	0
Contest Totals	293			96	177	18	2

#### REP Commissioner of the General Land Office

Vote For 1

	TOTAL	VOTE %		Election Day	Early Voting	Ballot By Mail	Provisional
Tim Westley	71	27.31%	<div><div></div></div>	28	38	4	1
Dawn Buckingham	189	72.69%	<div><div></div></div>	57	119	13	0
Total Votes Cast	260	100.00%	<div><div></div></div>	85	157	17	1
Overvotes	0			0	0	0	0
Undervotes	33			11	20	1	1
Contest Totals	293			96	177	18	2

#### REP Railroad Commissioner

Vote For 1

	TOTAL	VOTE %		Election Day	Early Voting	Ballot By Mail	Provisional
Sarah Stogner	79	30.15%	<div><div></div></div>	22	49	8	0
Wayne Christian	183	69.85%	<div><div></div></div>	64	109	9	1
Total Votes Cast	262	100.00%	<div><div></div></div>	86	158	17	1
Overvotes	0			0	0	0	0
Undervotes	31			10	19	1	1
Contest Totals	293			96	177	18	2

#### REP State Representative, District 61

Vote For 1

	TOTAL	VOTE %		Election Day	Early Voting	Ballot By Mail	Provisional
Frederick Frazier	186	63.92%	<div><div></div></div>	60	113	11	2
Paul Chabot	105	36.08%	<div><div></div></div>	35	63	7	0
Total Votes Cast	291	100.00%	<div><div></div></div>	95	176	18	2
Overvotes	0			0	0	0	0
Undervotes	2			1	1	0	0
Contest Totals	293			96	177	18	2

## PCT 226

### REP Judge, County Court at Law No. 5

Vote For 1

	TOTAL	VOTE %		Election Day	Early Voting	Ballot By Mail	Provision al
Randy Johnson	152	61.79%	<div><div></div></div>	41	97	14	0
Jimmy Angelino	94	38.21%	<div><div></div></div>	35	55	3	1
Total Votes Cast	246	100.00%	<div><div></div></div>	76	152	17	1
Overvotes	0			0	0	0	0
Undervotes	47			20	25	1	1
Contest Totals	293			96	177	18	2

### REP District Clerk

Vote For 1

	TOTAL	VOTE %		Election Day	Early Voting	Ballot By Mail	Provision al
Mike Gould	117	46.99%	<div><div></div></div>	40	73	3	1
Lynne Finley	132	53.01%	<div><div></div></div>	39	79	14	0
Total Votes Cast	249	100.00%	<div><div></div></div>	79	152	17	1
Overvotes	0			0	0	0	0
Undervotes	44			17	25	1	1
Contest Totals	293			96	177	18	2

### DEM Lieutenant Governor

Vote For 1

	TOTAL	VOTE %		Election Day	Early Voting	Ballot By Mail	Provision al
Michelle Beckley	55	50.00%	<div><div></div></div>	22	27	6	0
Mike Collier	55	50.00%	<div><div></div></div>	26	26	3	0
Total Votes Cast	110	100.00%	<div><div></div></div>	48	53	9	0
Overvotes	0			0	0	0	0
Undervotes	0			0	0	0	0
Contest Totals	110			48	53	9	0

### DEM Attorney General

Vote For 1

	TOTAL	VOTE %		Election Day	Early Voting	Ballot By Mail	Provision al
Rochelle Mercedes Garza	71	64.55%	<div><div></div></div>	35	31	5	0
Joe Jaworski	39	35.45%	<div><div></div></div>	13	22	4	0
Total Votes Cast	110	100.00%	<div><div></div></div>	48	53	9	0
Overvotes	0			0	0	0	0
Undervotes	0			0	0	0	0
Contest Totals	110			48	53	9	0

## PCT 226

### DEM Comptroller of Public Accounts

Vote For 1

	TOTAL	VOTE %		Election Day	Early Voting	Ballot By Mail	Provision al
Angel Luis Vega	30	27.78%	<div><div></div></div>	10	18	2	0
Janet T. Dudding	78	72.22%	<div><div></div></div>	38	34	6	0
Total Votes Cast	108	100.00%	<div><div></div></div>	48	52	8	0
Overvotes	0			0	0	0	0
Undervotes	2			0	1	1	0
Contest Totals	110			48	53	9	0

### DEM Commissioner of the General Land Office

Vote For 1

	TOTAL	VOTE %		Election Day	Early Voting	Ballot By Mail	Provision al
Jay Kleberg	60	54.55%	<div><div></div></div>	21	34	5	0
Sandragrace Martinez	50	45.45%	<div><div></div></div>	27	19	4	0
Total Votes Cast	110	100.00%	<div><div></div></div>	48	53	9	0
Overvotes	0			0	0	0	0
Undervotes	0			0	0	0	0
Contest Totals	110			48	53	9	0

### DEM County Chair

Vote For 1

	TOTAL	VOTE %		Election Day	Early Voting	Ballot By Mail	Provision al
Caroline Werner	71	65.74%	<div><div></div></div>	33	33	5	0
Mike Rawlins	37	34.26%	<div><div></div></div>	14	19	4	0
Total Votes Cast	108	100.00%	<div><div></div></div>	47	52	9	0
Overvotes	0			0	0	0	0
Undervotes	2			1	1	0	0
Contest Totals	110			48	53	9	0



## PCT 227

### Statistics

	TOTAL	Election Day	Early Voting	Ballot By Mail	Provisional
Registered Voters - Total	4,209				
Ballots Cast - Total	240	105	110	23	2
Ballots Cast - Republican	163	76	69	16	2
Ballots Cast - Democratic	77	29	41	7	0
Voter Turnout - Total	5.70%				

#### REP Attorney General

Vote For 1

	TOTAL	VOTE %		Election Day	Early Voting	Ballot By Mail	Provisional
George P. Bush	62	38.27%	<div><div></div></div>	24	32	4	2
Ken Paxton	100	61.73%	<div><div></div></div>	51	37	12	0
Total Votes Cast	162	100.00%	<div><div></div></div>	75	69	16	2
Overvotes	0			0	0	0	0
Undervotes	1			1	0	0	0
Contest Totals	163			76	69	16	2

#### REP Commissioner of the General Land Office

Vote For 1

	TOTAL	VOTE %		Election Day	Early Voting	Ballot By Mail	Provisional
Tim Westley	47	31.54%	<div><div></div></div>	23	19	3	2
Dawn Buckingham	102	68.46%	<div><div></div></div>	49	43	10	0
Total Votes Cast	149	100.00%	<div><div></div></div>	72	62	13	2
Overvotes	0			0	0	0	0
Undervotes	14			4	7	3	0
Contest Totals	163			76	69	16	2

#### REP Railroad Commissioner

Vote For 1

	TOTAL	VOTE %		Election Day	Early Voting	Ballot By Mail	Provisional
Sarah Stogner	63	40.13%	<div><div></div></div>	29	27	5	2
Wayne Christian	94	59.87%	<div><div></div></div>	46	38	10	0
Total Votes Cast	157	100.00%	<div><div></div></div>	75	65	15	2
Overvotes	0			0	0	0	0
Undervotes	6			1	4	1	0
Contest Totals	163			76	69	16	2

#### REP Judge, County Court at Law No. 5

Vote For 1

	TOTAL	VOTE %		Election Day	Early Voting	Ballot By Mail	Provisional
Randy Johnson	90	61.22%	<div><div></div></div>	39	39	10	2
Jimmy Angelino	57	38.78%	<div><div></div></div>	30	21	6	0
Total Votes Cast	147	100.00%	<div><div></div></div>	69	60	16	2
Overvotes	0			0	0	0	0
Undervotes	16			7	9	0	0
Contest Totals	163			76	69	16	2

Summary Results Report  
Primary Runoff  
May 24th, 2022

Final Results  
SOVC  
COLLIN COUNTY

## PCT 227

### REP District Clerk

Vote For 1

	TOTAL	VOTE %		Election Day	Early Voting	Ballot By Mail	Provisional
Mike Gould	76	50.67%	<div><div></div></div>	38	30	8	0
Lynne Finley	74	49.33%	<div><div></div></div>	32	32	8	2
Total Votes Cast	150	100.00%	<div><div></div></div>	70	62	16	2
Overvotes	0			0	0	0	0
Undervotes	13			6	7	0	0
Contest Totals	163			76	69	16	2

### DEM Lieutenant Governor

Vote For 1

	TOTAL	VOTE %		Election Day	Early Voting	Ballot By Mail	Provisional
Michelle Beckley	23	30.26%	<div><div></div></div>	9	12	2	0
Mike Collier	53	69.74%	<div><div></div></div>	20	28	5	0
Total Votes Cast	76	100.00%	<div><div></div></div>	29	40	7	0
Overvotes	0			0	0	0	0
Undervotes	1			0	1	0	0
Contest Totals	77			29	41	7	0

### DEM Attorney General

Vote For 1

	TOTAL	VOTE %		Election Day	Early Voting	Ballot By Mail	Provisional
Rochelle Mercedes Garza	38	49.35%	<div><div></div></div>	17	18	3	0
Joe Jaworski	39	50.65%	<div><div></div></div>	12	23	4	0
Total Votes Cast	77	100.00%	<div><div></div></div>	29	41	7	0
Overvotes	0			0	0	0	0
Undervotes	0			0	0	0	0
Contest Totals	77			29	41	7	0

### DEM Comptroller of Public Accounts

Vote For 1

	TOTAL	VOTE %		Election Day	Early Voting	Ballot By Mail	Provisional
Angel Luis Vega	22	28.95%	<div><div></div></div>	11	9	2	0
Janet T. Dudding	54	71.05%	<div><div></div></div>	18	31	5	0
Total Votes Cast	76	100.00%	<div><div></div></div>	29	40	7	0
Overvotes	0			0	0	0	0
Undervotes	1			0	1	0	0
Contest Totals	77			29	41	7	0

## PCT 227

### DEM Commissioner of the General Land Office

Vote For 1

	TOTAL	VOTE %		Election Day	Early Voting	Ballot By Mail	Provisional
Jay Kleberg	51	68.00%	<div><div></div></div>	19	29	3	0
Sandragrace Martinez	24	32.00%	<div><div></div></div>	10	10	4	0
Total Votes Cast	75	100.00%	<div><div></div></div>	29	39	7	0
Overvotes	0			0	0	0	0
Undervotes	2			0	2	0	0
Contest Totals	77			29	41	7	0

### DEM County Chair

Vote For 1

	TOTAL	VOTE %		Election Day	Early Voting	Ballot By Mail	Provisional
Caroline Werner	40	54.79%	<div><div></div></div>	18	20	2	0
Mike Rawlins	33	45.21%	<div><div></div></div>	9	19	5	0
Total Votes Cast	73	100.00%	<div><div></div></div>	27	39	7	0
Overvotes	0			0	0	0	0
Undervotes	4			2	2	0	0
Contest Totals	77			29	41	7	0

## PCT 228

### Statistics

	TOTAL	Election Day	Early Voting	Ballot By Mail	Provisional
Registered Voters - Total	4,991				
Ballots Cast - Total	165	84	70	11	0
Ballots Cast - Republican	94	46	41	7	0
Ballots Cast - Democratic	71	38	29	4	0
Voter Turnout - Total	3.31%				

#### REP Attorney General

Vote For 1

	TOTAL	VOTE %		Election Day	Early Voting	Ballot By Mail	Provisional
George P. Bush	25	26.88%	<div><div></div></div>	11	9	5	0
Ken Paxton	68	73.12%	<div><div></div></div>	34	32	2	0
Total Votes Cast	93	100.00%	<div><div></div></div>	45	41	7	0
Overvotes	0			0	0	0	0
Undervotes	1			1	0	0	0
Contest Totals	94			46	41	7	0

#### REP Commissioner of the General Land Office

Vote For 1

	TOTAL	VOTE %		Election Day	Early Voting	Ballot By Mail	Provisional
Tim Westley	20	23.26%	<div><div></div></div>	10	8	2	0
Dawn Buckingham	66	76.74%	<div><div></div></div>	33	30	3	0
Total Votes Cast	86	100.00%	<div><div></div></div>	43	38	5	0
Overvotes	0			0	0	0	0
Undervotes	8			3	3	2	0
Contest Totals	94			46	41	7	0

#### REP Railroad Commissioner

Vote For 1

	TOTAL	VOTE %		Election Day	Early Voting	Ballot By Mail	Provisional
Sarah Stogner	35	38.89%	<div><div></div></div>	19	10	6	0
Wayne Christian	55	61.11%	<div><div></div></div>	25	29	1	0
Total Votes Cast	90	100.00%	<div><div></div></div>	44	39	7	0
Overvotes	0			0	0	0	0
Undervotes	4			2	2	0	0
Contest Totals	94			46	41	7	0

#### REP Judge, County Court at Law No. 5

Vote For 1

	TOTAL	VOTE %		Election Day	Early Voting	Ballot By Mail	Provisional
Randy Johnson	44	51.76%	<div><div></div></div>	21	20	3	0
Jimmy Angelino	41	48.24%	<div><div></div></div>	20	19	2	0
Total Votes Cast	85	100.00%	<div><div></div></div>	41	39	5	0
Overvotes	0			0	0	0	0
Undervotes	9			5	2	2	0
Contest Totals	94			46	41	7	0

Summary Results Report  
Primary Runoff  
May 24th, 2022

Final Results  
SOVC  
COLLIN COUNTY

## PCT 228

### REP District Clerk

Vote For 1

	TOTAL	VOTE %		Election Day	Early Voting	Ballot By Mail	Provision al
Mike Gould	55	63.95%	<div><div></div></div>	25	28	2	0
Lynne Finley	31	36.05%	<div><div></div></div>	17	11	3	0
Total Votes Cast	86	100.00%	<div><div></div></div>	42	39	5	0
Overvotes	0			0	0	0	0
Undervotes	8			4	2	2	0
Contest Totals	94			46	41	7	0

### DEM Lieutenant Governor

Vote For 1

	TOTAL	VOTE %		Election Day	Early Voting	Ballot By Mail	Provision al
Michelle Beckley	40	58.82%	<div><div></div></div>	25	15	0	0
Mike Collier	28	41.18%	<div><div></div></div>	13	11	4	0
Total Votes Cast	68	100.00%	<div><div></div></div>	38	26	4	0
Overvotes	0			0	0	0	0
Undervotes	3			0	3	0	0
Contest Totals	71			38	29	4	0

### DEM Attorney General

Vote For 1

	TOTAL	VOTE %		Election Day	Early Voting	Ballot By Mail	Provision al
Rochelle Mercedes Garza	51	72.86%	<div><div></div></div>	31	19	1	0
Joe Jaworski	19	27.14%	<div><div></div></div>	7	9	3	0
Total Votes Cast	70	100.00%	<div><div></div></div>	38	28	4	0
Overvotes	0			0	0	0	0
Undervotes	1			0	1	0	0
Contest Totals	71			38	29	4	0

### DEM Comptroller of Public Accounts

Vote For 1

	TOTAL	VOTE %		Election Day	Early Voting	Ballot By Mail	Provision al
Angel Luis Vega	41	58.57%	<div><div></div></div>	20	19	2	0
Janet T. Dudding	29	41.43%	<div><div></div></div>	18	9	2	0
Total Votes Cast	70	100.00%	<div><div></div></div>	38	28	4	0
Overvotes	0			0	0	0	0
Undervotes	1			0	1	0	0
Contest Totals	71			38	29	4	0

## PCT 228

### DEM Commissioner of the General Land Office

Vote For 1

	TOTAL	VOTE %		Election Day	Early Voting	Ballot By Mail	Provision al
Jay Kleberg	29	41.43%	<div><div></div></div>	15	11	3	0
Sandragrace Martinez	41	58.57%	<div><div></div></div>	23	17	1	0
Total Votes Cast	70	100.00%	<div><div></div></div>	38	28	4	0
Overvotes	0			0	0	0	0
Undervotes	1			0	1	0	0
Contest Totals	71			38	29	4	0

### DEM County Chair

Vote For 1

	TOTAL	VOTE %		Election Day	Early Voting	Ballot By Mail	Provision al
Caroline Werner	40	57.97%	<div><div></div></div>	22	18	0	0
Mike Rawlins	29	42.03%	<div><div></div></div>	16	9	4	0
Total Votes Cast	69	100.00%	<div><div></div></div>	38	27	4	0
Overvotes	0			0	0	0	0
Undervotes	2			0	2	0	0
Contest Totals	71			38	29	4	0

## PCT 229

### Statistics

	TOTAL	Election Day	Early Voting	Ballot By Mail	Provisional
Registered Voters - Total	1,573				
Ballots Cast - Total	75	42	31	2	0
Ballots Cast - Republican	57	33	22	2	0
Ballots Cast - Democratic	18	9	9	0	0
Voter Turnout - Total	4.77%				

### REP Attorney General

Vote For 1

	TOTAL	VOTE %		Election Day	Early Voting	Ballot By Mail	Provisional
George P. Bush	16	28.07%	<div><div></div></div>	10	6	0	0
Ken Paxton	41	71.93%	<div><div></div></div>	23	16	2	0
Total Votes Cast	57	100.00%	<div><div></div></div>	33	22	2	0
Overvotes	0			0	0	0	0
Undervotes	0			0	0	0	0
Contest Totals	57			33	22	2	0

### REP Commissioner of the General Land Office

Vote For 1

	TOTAL	VOTE %		Election Day	Early Voting	Ballot By Mail	Provisional
Tim Westley	8	16.00%	<div><div></div></div>	3	5	0	0
Dawn Buckingham	42	84.00%	<div><div></div></div>	24	16	2	0
Total Votes Cast	50	100.00%	<div><div></div></div>	27	21	2	0
Overvotes	0			0	0	0	0
Undervotes	7			6	1	0	0
Contest Totals	57			33	22	2	0

### REP Railroad Commissioner

Vote For 1

	TOTAL	VOTE %		Election Day	Early Voting	Ballot By Mail	Provisional
Sarah Stogner	13	25.00%	<div><div></div></div>	8	5	0	0
Wayne Christian	39	75.00%	<div><div></div></div>	21	16	2	0
Total Votes Cast	52	100.00%	<div><div></div></div>	29	21	2	0
Overvotes	0			0	0	0	0
Undervotes	5			4	1	0	0
Contest Totals	57			33	22	2	0

### REP Judge, County Court at Law No. 5

Vote For 1

	TOTAL	VOTE %		Election Day	Early Voting	Ballot By Mail	Provisional
Randy Johnson	14	29.79%	<div><div></div></div>	6	8	0	0
Jimmy Angelino	33	70.21%	<div><div></div></div>	20	11	2	0
Total Votes Cast	47	100.00%	<div><div></div></div>	26	19	2	0
Overvotes	0			0	0	0	0
Undervotes	10			7	3	0	0
Contest Totals	57			33	22	2	0

Summary Results Report  
Primary Runoff  
May 24th, 2022

Final Results  
SOVC  
COLLIN COUNTY

## PCT 229

### REP District Clerk

Vote For 1

	TOTAL	VOTE %		Election Day	Early Voting	Ballot By Mail	Provisional
Mike Gould	31	63.27%	<div><div></div></div>	17	12	2	0
Lynne Finley	18	36.73%	<div><div></div></div>	10	8	0	0
Total Votes Cast	49	100.00%	<div><div></div></div>	27	20	2	0
Overvotes	0			0	0	0	0
Undervotes	8			6	2	0	0
Contest Totals	57			33	22	2	0

### DEM Lieutenant Governor

Vote For 1

	TOTAL	VOTE %		Election Day	Early Voting	Ballot By Mail	Provisional
Michelle Beckley	4	25.00%	<div><div></div></div>	3	1	0	0
Mike Collier	12	75.00%	<div><div></div></div>	4	8	0	0
Total Votes Cast	16	100.00%	<div><div></div></div>	7	9	0	0
Overvotes	0			0	0	0	0
Undervotes	2			2	0	0	0
Contest Totals	18			9	9	0	0

### DEM Attorney General

Vote For 1

	TOTAL	VOTE %		Election Day	Early Voting	Ballot By Mail	Provisional
Rochelle Mercedes Garza	11	61.11%	<div><div></div></div>	8	3	0	0
Joe Jaworski	7	38.89%	<div><div></div></div>	1	6	0	0
Total Votes Cast	18	100.00%	<div><div></div></div>	9	9	0	0
Overvotes	0			0	0	0	0
Undervotes	0			0	0	0	0
Contest Totals	18			9	9	0	0

### DEM Comptroller of Public Accounts

Vote For 1

	TOTAL	VOTE %		Election Day	Early Voting	Ballot By Mail	Provisional
Angel Luis Vega	6	33.33%	<div><div></div></div>	6	0	0	0
Janet T. Dudding	12	66.67%	<div><div></div></div>	3	9	0	0
Total Votes Cast	18	100.00%	<div><div></div></div>	9	9	0	0
Overvotes	0			0	0	0	0
Undervotes	0			0	0	0	0
Contest Totals	18			9	9	0	0



## PCT 229

### DEM Commissioner of the General Land Office

Vote For 1

	TOTAL	VOTE %		Election Day	Early Voting	Ballot By Mail	Provision al
Jay Kleberg	12	66.67%	<div><div></div></div>	4	8	0	0
Sandragrace Martinez	6	33.33%	<div><div></div></div>	5	1	0	0
Total Votes Cast	18	100.00%	<div><div></div></div>	9	9	0	0
Overvotes	0			0	0	0	0
Undervotes	0			0	0	0	0
Contest Totals	18			9	9	0	0

### DEM County Chair

Vote For 1

	TOTAL	VOTE %		Election Day	Early Voting	Ballot By Mail	Provision al
Caroline Werner	11	61.11%	<div><div></div></div>	5	6	0	0
Mike Rawlins	7	38.89%	<div><div></div></div>	4	3	0	0
Total Votes Cast	18	100.00%	<div><div></div></div>	9	9	0	0
Overvotes	0			0	0	0	0
Undervotes	0			0	0	0	0
Contest Totals	18			9	9	0	0

## PCT 230

### Statistics

	TOTAL	Election Day	Early Voting	Ballot By Mail	Provisional
Registered Voters - Total	4,649				
Ballots Cast - Total	251	114	111	25	1
Ballots Cast - Republican	175	76	78	20	1
Ballots Cast - Democratic	76	38	33	5	0
Voter Turnout - Total	5.40%				

### REP Attorney General

Vote For 1

	TOTAL	VOTE %		Election Day	Early Voting	Ballot By Mail	Provisional
George P. Bush	66	37.71%	<div><div></div></div>	22	30	14	0
Ken Paxton	109	62.29%	<div><div></div></div>	54	48	6	1
Total Votes Cast	175	100.00%	<div><div></div></div>	76	78	20	1
Overvotes	0			0	0	0	0
Undervotes	0			0	0	0	0
Contest Totals	175			76	78	20	1

### REP Commissioner of the General Land Office

Vote For 1

	TOTAL	VOTE %		Election Day	Early Voting	Ballot By Mail	Provisional
Tim Westley	53	34.42%	<div><div></div></div>	28	20	5	0
Dawn Buckingham	101	65.58%	<div><div></div></div>	37	52	11	1
Total Votes Cast	154	100.00%	<div><div></div></div>	65	72	16	1
Overvotes	0			0	0	0	0
Undervotes	21			11	6	4	0
Contest Totals	175			76	78	20	1

### REP Railroad Commissioner

Vote For 1

	TOTAL	VOTE %		Election Day	Early Voting	Ballot By Mail	Provisional
Sarah Stogner	56	35.90%	<div><div></div></div>	23	27	6	0
Wayne Christian	100	64.10%	<div><div></div></div>	43	45	12	0
Total Votes Cast	156	100.00%	<div><div></div></div>	66	72	18	0
Overvotes	0			0	0	0	0
Undervotes	19			10	6	2	1
Contest Totals	175			76	78	20	1

### REP Judge, County Court at Law No. 5

Vote For 1

	TOTAL	VOTE %		Election Day	Early Voting	Ballot By Mail	Provisional
Randy Johnson	80	54.05%	<div><div></div></div>	35	34	11	0
Jimmy Angelino	68	45.95%	<div><div></div></div>	27	34	6	1
Total Votes Cast	148	100.00%	<div><div></div></div>	62	68	17	1
Overvotes	0			0	0	0	0
Undervotes	27			14	10	3	0
Contest Totals	175			76	78	20	1

## PCT 230

### REP District Clerk

Vote For 1

	TOTAL	VOTE %		Election Day	Early Voting	Ballot By Mail	Provision al
Mike Gould	67	48.20%	<div><div></div></div>	30	29	7	1
Lynne Finley	72	51.80%	<div><div></div></div>	28	34	10	0
Total Votes Cast	139	100.00%	<div><div></div></div>	58	63	17	1
Overvotes	0			0	0	0	0
Undervotes	36			18	15	3	0
Contest Totals	175			76	78	20	1

### REP Constable, Precinct 1

Vote For 1

	TOTAL	VOTE %		Election Day	Early Voting	Ballot By Mail	Provision al
Cris Trevino	36	25.90%	<div><div></div></div>	12	22	2	0
Matt Carpenter	103	74.10%	<div><div></div></div>	43	44	15	1
Total Votes Cast	139	100.00%	<div><div></div></div>	55	66	17	1
Overvotes	0			0	0	0	0
Undervotes	36			21	12	3	0
Contest Totals	175			76	78	20	1

### DEM Lieutenant Governor

Vote For 1

	TOTAL	VOTE %		Election Day	Early Voting	Ballot By Mail	Provision al
Michelle Beckley	37	48.68%	<div><div></div></div>	24	12	1	0
Mike Collier	39	51.32%	<div><div></div></div>	14	21	4	0
Total Votes Cast	76	100.00%	<div><div></div></div>	38	33	5	0
Overvotes	0			0	0	0	0
Undervotes	0			0	0	0	0
Contest Totals	76			38	33	5	0

### DEM Attorney General

Vote For 1

	TOTAL	VOTE %		Election Day	Early Voting	Ballot By Mail	Provision al
Rochelle Mercedes Garza	54	71.05%	<div><div></div></div>	30	20	4	0
Joe Jaworski	22	28.95%	<div><div></div></div>	8	13	1	0
Total Votes Cast	76	100.00%	<div><div></div></div>	38	33	5	0
Overvotes	0			0	0	0	0
Undervotes	0			0	0	0	0
Contest Totals	76			38	33	5	0

## PCT 230

### DEM Comptroller of Public Accounts

Vote For 1

	TOTAL	VOTE %		Election Day	Early Voting	Ballot By Mail	Provision al
Angel Luis Vega	26	34.67%	<div><div></div></div>	18	8	0	0
Janet T. Dudding	49	65.33%	<div><div></div></div>	19	25	5	0
Total Votes Cast	75	100.00%	<div><div></div></div>	37	33	5	0
Overvotes	0			0	0	0	0
Undervotes	1			1	0	0	0
Contest Totals	76			38	33	5	0

### DEM Commissioner of the General Land Office

Vote For 1

	TOTAL	VOTE %		Election Day	Early Voting	Ballot By Mail	Provision al
Jay Kleberg	35	46.67%	<div><div></div></div>	13	19	3	0
Sandragrace Martinez	40	53.33%	<div><div></div></div>	24	14	2	0
Total Votes Cast	75	100.00%	<div><div></div></div>	37	33	5	0
Overvotes	0			0	0	0	0
Undervotes	1			1	0	0	0
Contest Totals	76			38	33	5	0

### DEM County Chair

Vote For 1

	TOTAL	VOTE %		Election Day	Early Voting	Ballot By Mail	Provision al
Caroline Werner	47	62.67%	<div><div></div></div>	24	23	0	0
Mike Rawlins	28	37.33%	<div><div></div></div>	13	10	5	0
Total Votes Cast	75	100.00%	<div><div></div></div>	37	33	5	0
Overvotes	0			0	0	0	0
Undervotes	1			1	0	0	0
Contest Totals	76			38	33	5	0

## PCT 231

### Statistics

	TOTAL	Election Day	Early Voting	Ballot By Mail	Provisional
Registered Voters - Total	3,154				
Ballots Cast - Total	340	149	182	9	0
Ballots Cast - Republican	263	106	151	6	0
Ballots Cast - Democratic	77	43	31	3	0
Voter Turnout - Total	10.78%				

### REP Attorney General

Vote For 1

	TOTAL	VOTE %		Election Day	Early Voting	Ballot By Mail	Provisional
George P. Bush	60	23.26%	<div><div></div></div>	28	30	2	0
Ken Paxton	198	76.74%	<div><div></div></div>	76	118	4	0
Total Votes Cast	258	100.00%	<div><div></div></div>	104	148	6	0
Overvotes	0			0	0	0	0
Undervotes	5			2	3	0	0
Contest Totals	263			106	151	6	0

### REP Commissioner of the General Land Office

Vote For 1

	TOTAL	VOTE %		Election Day	Early Voting	Ballot By Mail	Provisional
Tim Westley	48	20.08%	<div><div></div></div>	20	28	0	0
Dawn Buckingham	191	79.92%	<div><div></div></div>	77	108	6	0
Total Votes Cast	239	100.00%	<div><div></div></div>	97	136	6	0
Overvotes	0			0	0	0	0
Undervotes	24			9	15	0	0
Contest Totals	263			106	151	6	0

### REP Railroad Commissioner

Vote For 1

	TOTAL	VOTE %		Election Day	Early Voting	Ballot By Mail	Provisional
Sarah Stogner	72	29.27%	<div><div></div></div>	33	37	2	0
Wayne Christian	174	70.73%	<div><div></div></div>	64	106	4	0
Total Votes Cast	246	100.00%	<div><div></div></div>	97	143	6	0
Overvotes	0			0	0	0	0
Undervotes	17			9	8	0	0
Contest Totals	263			106	151	6	0

### REP State Representative, District 61

Vote For 1

	TOTAL	VOTE %		Election Day	Early Voting	Ballot By Mail	Provisional
Frederick Frazier	164	64.31%	<div><div></div></div>	64	97	3	0
Paul Chabot	91	35.69%	<div><div></div></div>	38	50	3	0
Total Votes Cast	255	100.00%	<div><div></div></div>	102	147	6	0
Overvotes	0			0	0	0	0
Undervotes	8			4	4	0	0
Contest Totals	263			106	151	6	0

## PCT 231

### REP Judge, County Court at Law No. 5

Vote For 1

	TOTAL	VOTE %		Election Day	Early Voting	Ballot By Mail	Provisional
Randy Johnson	138	58.97%	<div><div></div></div>	47	89	2	0
Jimmy Angelino	96	41.03%	<div><div></div></div>	48	44	4	0
Total Votes Cast	234	100.00%	<div><div></div></div>	95	133	6	0
Overvotes	0			0	0	0	0
Undervotes	29			11	18	0	0
Contest Totals	263			106	151	6	0

### REP District Clerk

Vote For 1

	TOTAL	VOTE %		Election Day	Early Voting	Ballot By Mail	Provisional
Mike Gould	166	72.17%	<div><div></div></div>	69	91	6	0
Lynne Finley	64	27.83%	<div><div></div></div>	24	40	0	0
Total Votes Cast	230	100.00%	<div><div></div></div>	93	131	6	0
Overvotes	0			0	0	0	0
Undervotes	33			13	20	0	0
Contest Totals	263			106	151	6	0

### REP Constable, Precinct 1

Vote For 1

	TOTAL	VOTE %		Election Day	Early Voting	Ballot By Mail	Provisional
Cris Trevino	82	35.19%	<div><div></div></div>	41	41	0	0
Matt Carpenter	151	64.81%	<div><div></div></div>	56	89	6	0
Total Votes Cast	233	100.00%	<div><div></div></div>	97	130	6	0
Overvotes	0			0	0	0	0
Undervotes	30			9	21	0	0
Contest Totals	263			106	151	6	0

### DEM Lieutenant Governor

Vote For 1

	TOTAL	VOTE %		Election Day	Early Voting	Ballot By Mail	Provisional
Michelle Beckley	36	46.75%	<div><div></div></div>	20	16	0	0
Mike Collier	41	53.25%	<div><div></div></div>	23	15	3	0
Total Votes Cast	77	100.00%	<div><div></div></div>	43	31	3	0
Overvotes	0			0	0	0	0
Undervotes	0			0	0	0	0
Contest Totals	77			43	31	3	0

## PCT 231

### DEM Attorney General

Vote For 1

	TOTAL	VOTE %		Election Day	Early Voting	Ballot By Mail	Provisional
Rochelle Mercedes Garza	45	59.21%	<div><div></div></div>	25	19	1	0
Joe Jaworski	31	40.79%	<div><div></div></div>	17	12	2	0
Total Votes Cast	76	100.00%	<div><div></div></div>	42	31	3	0
Overvotes	0			0	0	0	0
Undervotes	1			1	0	0	0
Contest Totals	77			43	31	3	0

### DEM Comptroller of Public Accounts

Vote For 1

	TOTAL	VOTE %		Election Day	Early Voting	Ballot By Mail	Provisional
Angel Luis Vega	27	35.06%	<div><div></div></div>	13	14	0	0
Janet T. Dudding	50	64.94%	<div><div></div></div>	30	17	3	0
Total Votes Cast	77	100.00%	<div><div></div></div>	43	31	3	0
Overvotes	0			0	0	0	0
Undervotes	0			0	0	0	0
Contest Totals	77			43	31	3	0

### DEM Commissioner of the General Land Office

Vote For 1

	TOTAL	VOTE %		Election Day	Early Voting	Ballot By Mail	Provisional
Jay Kleberg	38	50.00%	<div><div></div></div>	23	12	3	0
Sandragrace Martinez	38	50.00%	<div><div></div></div>	20	18	0	0
Total Votes Cast	76	100.00%	<div><div></div></div>	43	30	3	0
Overvotes	0			0	0	0	0
Undervotes	1			0	1	0	0
Contest Totals	77			43	31	3	0

### DEM County Chair

Vote For 1

	TOTAL	VOTE %		Election Day	Early Voting	Ballot By Mail	Provisional
Caroline Werner	42	56.00%	<div><div></div></div>	23	19	0	0
Mike Rawlins	33	44.00%	<div><div></div></div>	20	11	2	0
Total Votes Cast	75	100.00%	<div><div></div></div>	43	30	2	0
Overvotes	0			0	0	0	0
Undervotes	2			0	1	1	0
Contest Totals	77			43	31	3	0

## PCT 232

### Statistics

	TOTAL	Election Day	Early Voting	Ballot By Mail	Provisional
Registered Voters - Total	3,504				
Ballots Cast - Total	226	108	99	19	0
Ballots Cast - Republican	157	83	63	11	0
Ballots Cast - Democratic	69	25	36	8	0
Voter Turnout - Total	6.45%				

#### REP Attorney General

Vote For 1

	TOTAL	VOTE %		Election Day	Early Voting	Ballot By Mail	Provisional
George P. Bush	60	38.71%	<div><div></div></div>	25	35	0	0
Ken Paxton	95	61.29%	<div><div></div></div>	57	27	11	0
Total Votes Cast	155	100.00%	<div><div></div></div>	82	62	11	0
Overvotes	0			0	0	0	0
Undervotes	2			1	1	0	0
Contest Totals	157			83	63	11	0

#### REP Commissioner of the General Land Office

Vote For 1

	TOTAL	VOTE %		Election Day	Early Voting	Ballot By Mail	Provisional
Tim Westley	37	27.41%	<div><div></div></div>	17	20	0	0
Dawn Buckingham	98	72.59%	<div><div></div></div>	51	37	10	0
Total Votes Cast	135	100.00%	<div><div></div></div>	68	57	10	0
Overvotes	0			0	0	0	0
Undervotes	22			15	6	1	0
Contest Totals	157			83	63	11	0

#### REP Railroad Commissioner

Vote For 1

	TOTAL	VOTE %		Election Day	Early Voting	Ballot By Mail	Provisional
Sarah Stogner	67	46.85%	<div><div></div></div>	33	30	4	0
Wayne Christian	76	53.15%	<div><div></div></div>	40	30	6	0
Total Votes Cast	143	100.00%	<div><div></div></div>	73	60	10	0
Overvotes	0			0	0	0	0
Undervotes	14			10	3	1	0
Contest Totals	157			83	63	11	0

#### REP Judge, County Court at Law No. 5

Vote For 1

	TOTAL	VOTE %		Election Day	Early Voting	Ballot By Mail	Provisional
Randy Johnson	83	66.40%	<div><div></div></div>	45	36	2	0
Jimmy Angelino	42	33.60%	<div><div></div></div>	19	15	8	0
Total Votes Cast	125	100.00%	<div><div></div></div>	64	51	10	0
Overvotes	0			0	0	0	0
Undervotes	32			19	12	1	0
Contest Totals	157			83	63	11	0



Summary Results Report  
Primary Runoff  
May 24th, 2022

Final Results  
SOVC  
COLLIN COUNTY

## PCT 232

### REP District Clerk

Vote For 1

	TOTAL	VOTE %		Election Day	Early Voting	Ballot By Mail	Provisional
Mike Gould	63	50.40%	<div><div></div></div>	29	30	4	0
Lynne Finley	62	49.60%	<div><div></div></div>	34	22	6	0
Total Votes Cast	125	100.00%	<div><div></div></div>	63	52	10	0
Overvotes	0			0	0	0	0
Undervotes	32			20	11	1	0
Contest Totals	157			83	63	11	0

### DEM Lieutenant Governor

Vote For 1

	TOTAL	VOTE %		Election Day	Early Voting	Ballot By Mail	Provisional
Michelle Beckley	36	52.17%	<div><div></div></div>	15	18	3	0
Mike Collier	33	47.83%	<div><div></div></div>	10	18	5	0
Total Votes Cast	69	100.00%	<div><div></div></div>	25	36	8	0
Overvotes	0			0	0	0	0
Undervotes	0			0	0	0	0
Contest Totals	69			25	36	8	0

### DEM Attorney General

Vote For 1

	TOTAL	VOTE %		Election Day	Early Voting	Ballot By Mail	Provisional
Rochelle Mercedes Garza	50	72.46%	<div><div></div></div>	21	26	3	0
Joe Jaworski	19	27.54%	<div><div></div></div>	4	10	5	0
Total Votes Cast	69	100.00%	<div><div></div></div>	25	36	8	0
Overvotes	0			0	0	0	0
Undervotes	0			0	0	0	0
Contest Totals	69			25	36	8	0

### DEM Comptroller of Public Accounts

Vote For 1

	TOTAL	VOTE %		Election Day	Early Voting	Ballot By Mail	Provisional
Angel Luis Vega	27	42.19%	<div><div></div></div>	9	17	1	0
Janet T. Dudding	37	57.81%	<div><div></div></div>	16	17	4	0
Total Votes Cast	64	100.00%	<div><div></div></div>	25	34	5	0
Overvotes	0			0	0	0	0
Undervotes	5			0	2	3	0
Contest Totals	69			25	36	8	0

## PCT 232

### DEM Commissioner of the General Land Office

Vote For 1

	TOTAL	VOTE %		Election Day	Early Voting	Ballot By Mail	Provisional
Jay Kleberg	33	48.53%	<div><div></div></div>	9	19	5	0
Sandragrace Martinez	35	51.47%	<div><div></div></div>	16	16	3	0
Total Votes Cast	68	100.00%	<div><div></div></div>	25	35	8	0
Overvotes	0			0	0	0	0
Undervotes	1			0	1	0	0
Contest Totals	69			25	36	8	0

### DEM County Chair

Vote For 1

	TOTAL	VOTE %		Election Day	Early Voting	Ballot By Mail	Provisional
Caroline Werner	34	52.31%	<div><div></div></div>	12	22	0	0
Mike Rawlins	31	47.69%	<div><div></div></div>	11	12	8	0
Total Votes Cast	65	100.00%	<div><div></div></div>	23	34	8	0
Overvotes	0			0	0	0	0
Undervotes	4			2	2	0	0
Contest Totals	69			25	36	8	0

## PCT 233

### Statistics

	TOTAL	Election Day	Early Voting	Ballot By Mail	Provisional
Registered Voters - Total	1,860				
Ballots Cast - Total	118	54	47	16	1
Ballots Cast - Republican	91	40	38	13	0
Ballots Cast - Democratic	27	14	9	3	1
Voter Turnout - Total	6.34%				

#### REP Attorney General

Vote For 1

	TOTAL	VOTE %		Election Day	Early Voting	Ballot By Mail	Provisional
George P. Bush	23	25.27%	<div><div></div></div>	9	10	4	0
Ken Paxton	68	74.73%	<div><div></div></div>	31	28	9	0
Total Votes Cast	91	100.00%	<div><div></div></div>	40	38	13	0
Overvotes	0			0	0	0	0
Undervotes	0			0	0	0	0
Contest Totals	91			40	38	13	0

#### REP Commissioner of the General Land Office

Vote For 1

	TOTAL	VOTE %		Election Day	Early Voting	Ballot By Mail	Provisional
Tim Westley	18	22.50%	<div><div></div></div>	8	5	5	0
Dawn Buckingham	62	77.50%	<div><div></div></div>	28	28	6	0
Total Votes Cast	80	100.00%	<div><div></div></div>	36	33	11	0
Overvotes	0			0	0	0	0
Undervotes	11			4	5	2	0
Contest Totals	91			40	38	13	0

#### REP Railroad Commissioner

Vote For 1

	TOTAL	VOTE %		Election Day	Early Voting	Ballot By Mail	Provisional
Sarah Stogner	16	19.05%	<div><div></div></div>	8	6	2	0
Wayne Christian	68	80.95%	<div><div></div></div>	29	30	9	0
Total Votes Cast	84	100.00%	<div><div></div></div>	37	36	11	0
Overvotes	0			0	0	0	0
Undervotes	7			3	2	2	0
Contest Totals	91			40	38	13	0

#### REP Judge, County Court at Law No. 5

Vote For 1

	TOTAL	VOTE %		Election Day	Early Voting	Ballot By Mail	Provisional
Randy Johnson	48	59.26%	<div><div></div></div>	20	20	8	0
Jimmy Angelino	33	40.74%	<div><div></div></div>	18	10	5	0
Total Votes Cast	81	100.00%	<div><div></div></div>	38	30	13	0
Overvotes	0			0	0	0	0
Undervotes	10			2	8	0	0
Contest Totals	91			40	38	13	0

Summary Results Report  
Primary Runoff  
May 24th, 2022

Final Results  
SOVC  
COLLIN COUNTY

## PCT 233

### REP District Clerk

Vote For 1

	TOTAL	VOTE %		Election Day	Early Voting	Ballot By Mail	Provisional
Mike Gould	37	45.68%	<div><div></div></div>	18	13	6	0
Lynne Finley	44	54.32%	<div><div></div></div>	20	17	7	0
Total Votes Cast	81	100.00%	<div><div></div></div>	38	30	13	0
Overvotes	0			0	0	0	0
Undervotes	10			2	8	0	0
Contest Totals	91			40	38	13	0

### DEM Lieutenant Governor

Vote For 1

	TOTAL	VOTE %		Election Day	Early Voting	Ballot By Mail	Provisional
Michelle Beckley	13	50.00%	<div><div></div></div>	7	3	3	0
Mike Collier	13	50.00%	<div><div></div></div>	6	6	0	1
Total Votes Cast	26	100.00%	<div><div></div></div>	13	9	3	1
Overvotes	0			0	0	0	0
Undervotes	1			1	0	0	0
Contest Totals	27			14	9	3	1

### DEM Attorney General

Vote For 1

	TOTAL	VOTE %		Election Day	Early Voting	Ballot By Mail	Provisional
Rochelle Mercedes Garza	13	48.15%	<div><div></div></div>	8	4	1	0
Joe Jaworski	14	51.85%	<div><div></div></div>	6	5	2	1
Total Votes Cast	27	100.00%	<div><div></div></div>	14	9	3	1
Overvotes	0			0	0	0	0
Undervotes	0			0	0	0	0
Contest Totals	27			14	9	3	1

### DEM Comptroller of Public Accounts

Vote For 1

	TOTAL	VOTE %		Election Day	Early Voting	Ballot By Mail	Provisional
Angel Luis Vega	10	38.46%	<div><div></div></div>	8	2	0	0
Janet T. Dudding	16	61.54%	<div><div></div></div>	5	7	3	1
Total Votes Cast	26	100.00%	<div><div></div></div>	13	9	3	1
Overvotes	0			0	0	0	0
Undervotes	1			1	0	0	0
Contest Totals	27			14	9	3	1

## PCT 233

### DEM Commissioner of the General Land Office

Vote For 1

	TOTAL	VOTE %		Election Day	Early Voting	Ballot By Mail	Provisional
Jay Kleberg	17	68.00%	<div><div></div></div>	5	8	3	1
Sandragrace Martinez	8	32.00%	<div><div></div></div>	7	1	0	0
Total Votes Cast	25	100.00%	<div><div></div></div>	12	9	3	1
Overvotes	0			0	0	0	0
Undervotes	2			2	0	0	0
Contest Totals	27			14	9	3	1

### DEM County Chair

Vote For 1

	TOTAL	VOTE %		Election Day	Early Voting	Ballot By Mail	Provisional
Caroline Werner	16	59.26%	<div><div></div></div>	9	6	0	1
Mike Rawlins	11	40.74%	<div><div></div></div>	5	3	3	0
Total Votes Cast	27	100.00%	<div><div></div></div>	14	9	3	1
Overvotes	0			0	0	0	0
Undervotes	0			0	0	0	0
Contest Totals	27			14	9	3	1

## PCT 234

### Statistics

	TOTAL	Election Day	Early Voting	Ballot By Mail	Provisional
Registered Voters - Total	2,380				
Ballots Cast - Total	160	81	73	6	0
Ballots Cast - Republican	128	66	58	4	0
Ballots Cast - Democratic	32	15	15	2	0
Voter Turnout - Total	6.72%				

#### REP Attorney General

Vote For 1

	TOTAL	VOTE %		Election Day	Early Voting	Ballot By Mail	Provisional
George P. Bush	46	36.51%	<div><div></div></div>	26	20	0	0
Ken Paxton	80	63.49%	<div><div></div></div>	38	38	4	0
Total Votes Cast	126	100.00%	<div><div></div></div>	64	58	4	0
Overvotes	0			0	0	0	0
Undervotes	2			2	0	0	0
Contest Totals	128			66	58	4	0

#### REP Commissioner of the General Land Office

Vote For 1

	TOTAL	VOTE %		Election Day	Early Voting	Ballot By Mail	Provisional
Tim Westley	32	27.12%	<div><div></div></div>	17	15	0	0
Dawn Buckingham	86	72.88%	<div><div></div></div>	43	39	4	0
Total Votes Cast	118	100.00%	<div><div></div></div>	60	54	4	0
Overvotes	0			0	0	0	0
Undervotes	10			6	4	0	0
Contest Totals	128			66	58	4	0

#### REP Railroad Commissioner

Vote For 1

	TOTAL	VOTE %		Election Day	Early Voting	Ballot By Mail	Provisional
Sarah Stogner	39	31.97%	<div><div></div></div>	19	20	0	0
Wayne Christian	83	68.03%	<div><div></div></div>	44	35	4	0
Total Votes Cast	122	100.00%	<div><div></div></div>	63	55	4	0
Overvotes	0			0	0	0	0
Undervotes	6			3	3	0	0
Contest Totals	128			66	58	4	0

#### REP State Representative, District 61

Vote For 1

	TOTAL	VOTE %		Election Day	Early Voting	Ballot By Mail	Provisional
Frederick Frazier	75	62.50%	<div><div></div></div>	42	32	1	0
Paul Chabot	45	37.50%	<div><div></div></div>	17	25	3	0
Total Votes Cast	120	100.00%	<div><div></div></div>	59	57	4	0
Overvotes	0			0	0	0	0
Undervotes	8			7	1	0	0
Contest Totals	128			66	58	4	0

## PCT 234

### REP Judge, County Court at Law No. 5

Vote For 1

	TOTAL	VOTE %		Election Day	Early Voting	Ballot By Mail	Provisional
Randy Johnson	63	60.58%	<div><div></div></div>	27	33	3	0
Jimmy Angelino	41	39.42%	<div><div></div></div>	20	20	1	0
Total Votes Cast	104	100.00%	<div><div></div></div>	47	53	4	0
Overvotes	0			0	0	0	0
Undervotes	24			19	5	0	0
Contest Totals	128			66	58	4	0

### REP District Clerk

Vote For 1

	TOTAL	VOTE %		Election Day	Early Voting	Ballot By Mail	Provisional
Mike Gould	53	50.00%	<div><div></div></div>	31	21	1	0
Lynne Finley	53	50.00%	<div><div></div></div>	18	32	3	0
Total Votes Cast	106	100.00%	<div><div></div></div>	49	53	4	0
Overvotes	0			0	0	0	0
Undervotes	22			17	5	0	0
Contest Totals	128			66	58	4	0

### DEM Lieutenant Governor

Vote For 1

	TOTAL	VOTE %		Election Day	Early Voting	Ballot By Mail	Provisional
Michelle Beckley	6	18.75%	<div><div></div></div>	2	3	1	0
Mike Collier	26	81.25%	<div><div></div></div>	13	12	1	0
Total Votes Cast	32	100.00%	<div><div></div></div>	15	15	2	0
Overvotes	0			0	0	0	0
Undervotes	0			0	0	0	0
Contest Totals	32			15	15	2	0

### DEM Attorney General

Vote For 1

	TOTAL	VOTE %		Election Day	Early Voting	Ballot By Mail	Provisional
Rochelle Mercedes Garza	10	31.25%	<div><div></div></div>	4	5	1	0
Joe Jaworski	22	68.75%	<div><div></div></div>	11	10	1	0
Total Votes Cast	32	100.00%	<div><div></div></div>	15	15	2	0
Overvotes	0			0	0	0	0
Undervotes	0			0	0	0	0
Contest Totals	32			15	15	2	0

## PCT 234

### DEM Comptroller of Public Accounts

Vote For 1

	TOTAL	VOTE %		Election Day	Early Voting	Ballot By Mail	Provision al
Angel Luis Vega	7	22.58%	<div><div></div></div>	4	3	0	0
Janet T. Dudding	24	77.42%	<div><div></div></div>	10	12	2	0
Total Votes Cast	31	100.00%	<div><div></div></div>	14	15	2	0
Overvotes	0			0	0	0	0
Undervotes	1			1	0	0	0
Contest Totals	32			15	15	2	0

### DEM Commissioner of the General Land Office

Vote For 1

	TOTAL	VOTE %		Election Day	Early Voting	Ballot By Mail	Provision al
Jay Kleberg	23	74.19%	<div><div></div></div>	12	10	1	0
Sandragrace Martinez	8	25.81%	<div><div></div></div>	2	5	1	0
Total Votes Cast	31	100.00%	<div><div></div></div>	14	15	2	0
Overvotes	0			0	0	0	0
Undervotes	1			1	0	0	0
Contest Totals	32			15	15	2	0

### DEM County Chair

Vote For 1

	TOTAL	VOTE %		Election Day	Early Voting	Ballot By Mail	Provision al
Caroline Werner	26	81.25%	<div><div></div></div>	11	13	2	0
Mike Rawlins	6	18.75%	<div><div></div></div>	4	2	0	0
Total Votes Cast	32	100.00%	<div><div></div></div>	15	15	2	0
Overvotes	0			0	0	0	0
Undervotes	0			0	0	0	0
Contest Totals	32			15	15	2	0



## PCT 235

### Statistics

	TOTAL	Election Day	Early Voting	Ballot By Mail	Provisional
Registered Voters - Total	1,869				
Ballots Cast - Total	149	63	78	8	0
Ballots Cast - Republican	100	45	54	1	0
Ballots Cast - Democratic	49	18	24	7	0
Voter Turnout - Total	7.97%				

#### REP Attorney General

Vote For 1

	TOTAL	VOTE %		Election Day	Early Voting	Ballot By Mail	Provisional
George P. Bush	37	37.37%	<div><div></div></div>	18	18	1	0
Ken Paxton	62	62.63%	<div><div></div></div>	26	36	0	0
Total Votes Cast	99	100.00%	<div><div></div></div>	44	54	1	0
Overvotes	0			0	0	0	0
Undervotes	1			1	0	0	0
Contest Totals	100			45	54	1	0

#### REP Commissioner of the General Land Office

Vote For 1

	TOTAL	VOTE %		Election Day	Early Voting	Ballot By Mail	Provisional
Tim Westley	17	20.73%	<div><div></div></div>	5	11	1	0
Dawn Buckingham	65	79.27%	<div><div></div></div>	34	31	0	0
Total Votes Cast	82	100.00%	<div><div></div></div>	39	42	1	0
Overvotes	0			0	0	0	0
Undervotes	18			6	12	0	0
Contest Totals	100			45	54	1	0

#### REP Railroad Commissioner

Vote For 1

	TOTAL	VOTE %		Election Day	Early Voting	Ballot By Mail	Provisional
Sarah Stogner	23	26.44%	<div><div></div></div>	13	10	0	0
Wayne Christian	64	73.56%	<div><div></div></div>	30	33	1	0
Total Votes Cast	87	100.00%	<div><div></div></div>	43	43	1	0
Overvotes	0			0	0	0	0
Undervotes	13			2	11	0	0
Contest Totals	100			45	54	1	0

#### REP State Representative, District 70

Vote For 1

	TOTAL	VOTE %		Election Day	Early Voting	Ballot By Mail	Provisional
Jamee Jolly	46	47.42%	<div><div></div></div>	19	26	1	0
Eric J. Bowlin	51	52.58%	<div><div></div></div>	24	27	0	0
Total Votes Cast	97	100.00%	<div><div></div></div>	43	53	1	0
Overvotes	0			0	0	0	0
Undervotes	3			2	1	0	0
Contest Totals	100			45	54	1	0

Summary Results Report  
Primary Runoff  
May 24th, 2022

Final Results  
SOVC  
COLLIN COUNTY

## PCT 235

### REP Judge, County Court at Law No. 5

Vote For 1

	TOTAL	VOTE %		Election Day	Early Voting	Ballot By Mail	Provisional
Randy Johnson	41	49.40%	<div><div></div></div>	22	19	0	0
Jimmy Angelino	42	50.60%	<div><div></div></div>	19	23	0	0
Total Votes Cast	83	100.00%	<div><div></div></div>	41	42	0	0
Overvotes	0			0	0	0	0
Undervotes	17			4	12	1	0
Contest Totals	100			45	54	1	0

### REP District Clerk

Vote For 1

	TOTAL	VOTE %		Election Day	Early Voting	Ballot By Mail	Provisional
Mike Gould	50	59.52%	<div><div></div></div>	22	28	0	0
Lynne Finley	34	40.48%	<div><div></div></div>	14	19	1	0
Total Votes Cast	84	100.00%	<div><div></div></div>	36	47	1	0
Overvotes	0			0	0	0	0
Undervotes	16			9	7	0	0
Contest Totals	100			45	54	1	0

### DEM Lieutenant Governor

Vote For 1

	TOTAL	VOTE %		Election Day	Early Voting	Ballot By Mail	Provisional
Michelle Beckley	19	40.43%	<div><div></div></div>	4	12	3	0
Mike Collier	28	59.57%	<div><div></div></div>	14	10	4	0
Total Votes Cast	47	100.00%	<div><div></div></div>	18	22	7	0
Overvotes	0			0	0	0	0
Undervotes	2			0	2	0	0
Contest Totals	49			18	24	7	0

### DEM Attorney General

Vote For 1

	TOTAL	VOTE %		Election Day	Early Voting	Ballot By Mail	Provisional
Rochelle Mercedes Garza	28	58.33%	<div><div></div></div>	13	12	3	0
Joe Jaworski	20	41.67%	<div><div></div></div>	5	11	4	0
Total Votes Cast	48	100.00%	<div><div></div></div>	18	23	7	0
Overvotes	0			0	0	0	0
Undervotes	1			0	1	0	0
Contest Totals	49			18	24	7	0

## PCT 235

### DEM Comptroller of Public Accounts

Vote For 1

	TOTAL	VOTE %		Election Day	Early Voting	Ballot By Mail	Provisional
Angel Luis Vega	11	25.58%	<div><div></div></div>	2	7	2	0
Janet T. Dudding	32	74.42%	<div><div></div></div>	13	14	5	0
Total Votes Cast	43	100.00%	<div><div></div></div>	15	21	7	0
Overvotes	0			0	0	0	0
Undervotes	6			3	3	0	0
Contest Totals	49			18	24	7	0

### DEM Commissioner of the General Land Office

Vote For 1

	TOTAL	VOTE %		Election Day	Early Voting	Ballot By Mail	Provisional
Jay Kleberg	32	69.57%	<div><div></div></div>	14	15	3	0
Sandragrace Martinez	14	30.43%	<div><div></div></div>	4	6	4	0
Total Votes Cast	46	100.00%	<div><div></div></div>	18	21	7	0
Overvotes	0			0	0	0	0
Undervotes	3			0	3	0	0
Contest Totals	49			18	24	7	0

### DEM State Representative, District 70

Vote For 1

	TOTAL	VOTE %		Election Day	Early Voting	Ballot By Mail	Provisional
Mihaela Elizabeth Plesa	26	57.78%	<div><div></div></div>	8	15	3	0
Cassandra Garcia Hernandez	19	42.22%	<div><div></div></div>	9	6	4	0
Total Votes Cast	45	100.00%	<div><div></div></div>	17	21	7	0
Overvotes	0			0	0	0	0
Undervotes	4			1	3	0	0
Contest Totals	49			18	24	7	0

### DEM County Chair

Vote For 1

	TOTAL	VOTE %		Election Day	Early Voting	Ballot By Mail	Provisional
Caroline Werner	30	68.18%	<div><div></div></div>	11	15	4	0
Mike Rawlins	14	31.82%	<div><div></div></div>	5	6	3	0
Total Votes Cast	44	100.00%	<div><div></div></div>	16	21	7	0
Overvotes	0			0	0	0	0
Undervotes	5			2	3	0	0
Contest Totals	49			18	24	7	0

## PCT 236

### Statistics

	TOTAL	Election Day	Early Voting	Ballot By Mail	Provisional
Registered Voters - Total	2,840				
Ballots Cast - Total	398	145	230	22	1
Ballots Cast - Republican	347	127	207	12	1
Ballots Cast - Democratic	51	18	23	10	0
Voter Turnout - Total	14.01%				

#### REP Attorney General

Vote For 1

	TOTAL	VOTE %		Election Day	Early Voting	Ballot By Mail	Provisional
George P. Bush	116	33.92%	<div><div></div></div>	47	63	5	1
Ken Paxton	226	66.08%	<div><div></div></div>	79	140	7	0
Total Votes Cast	342	100.00%	<div><div></div></div>	126	203	12	1
Overvotes	0			0	0	0	0
Undervotes	5			1	4	0	0
Contest Totals	347			127	207	12	1

#### REP Commissioner of the General Land Office

Vote For 1

	TOTAL	VOTE %		Election Day	Early Voting	Ballot By Mail	Provisional
Tim Westley	84	29.79%	<div><div></div></div>	33	50	0	1
Dawn Buckingham	198	70.21%	<div><div></div></div>	71	119	8	0
Total Votes Cast	282	100.00%	<div><div></div></div>	104	169	8	1
Overvotes	0			0	0	0	0
Undervotes	65			23	38	4	0
Contest Totals	347			127	207	12	1

#### REP Railroad Commissioner

Vote For 1

	TOTAL	VOTE %		Election Day	Early Voting	Ballot By Mail	Provisional
Sarah Stogner	128	43.54%	<div><div></div></div>	50	75	2	1
Wayne Christian	166	56.46%	<div><div></div></div>	61	101	4	0
Total Votes Cast	294	100.00%	<div><div></div></div>	111	176	6	1
Overvotes	0			0	0	0	0
Undervotes	53			16	31	6	0
Contest Totals	347			127	207	12	1

#### REP State Representative, District 61

Vote For 1

	TOTAL	VOTE %		Election Day	Early Voting	Ballot By Mail	Provisional
Frederick Frazier	234	68.42%	<div><div></div></div>	94	134	5	1
Paul Chabot	108	31.58%	<div><div></div></div>	31	72	5	0
Total Votes Cast	342	100.00%	<div><div></div></div>	125	206	10	1
Overvotes	0			0	0	0	0
Undervotes	5			2	1	2	0
Contest Totals	347			127	207	12	1

## PCT 236

### REP Judge, County Court at Law No. 5

Vote For 1

	TOTAL	VOTE %		Election Day	Early Voting	Ballot By Mail	Provisional
Randy Johnson	170	59.03%	<div><div></div></div>	65	98	6	1
Jimmy Angelino	118	40.97%	<div><div></div></div>	40	74	4	0
Total Votes Cast	288	100.00%	<div><div></div></div>	105	172	10	1
Overvotes	0			0	0	0	0
Undervotes	59			22	35	2	0
Contest Totals	347			127	207	12	1

### REP District Clerk

Vote For 1

	TOTAL	VOTE %		Election Day	Early Voting	Ballot By Mail	Provisional
Mike Gould	144	50.17%	<div><div></div></div>	43	98	3	0
Lynne Finley	143	49.83%	<div><div></div></div>	65	71	6	1
Total Votes Cast	287	100.00%	<div><div></div></div>	108	169	9	1
Overvotes	0			0	0	0	0
Undervotes	60			19	38	3	0
Contest Totals	347			127	207	12	1

### DEM Lieutenant Governor

Vote For 1

	TOTAL	VOTE %		Election Day	Early Voting	Ballot By Mail	Provisional
Michelle Beckley	18	35.29%	<div><div></div></div>	9	7	2	0
Mike Collier	33	64.71%	<div><div></div></div>	9	16	8	0
Total Votes Cast	51	100.00%	<div><div></div></div>	18	23	10	0
Overvotes	0			0	0	0	0
Undervotes	0			0	0	0	0
Contest Totals	51			18	23	10	0

### DEM Attorney General

Vote For 1

	TOTAL	VOTE %		Election Day	Early Voting	Ballot By Mail	Provisional
Rochelle Mercedes Garza	24	47.06%	<div><div></div></div>	11	10	3	0
Joe Jaworski	27	52.94%	<div><div></div></div>	7	13	7	0
Total Votes Cast	51	100.00%	<div><div></div></div>	18	23	10	0
Overvotes	0			0	0	0	0
Undervotes	0			0	0	0	0
Contest Totals	51			18	23	10	0

## PCT 236

### DEM Comptroller of Public Accounts

Vote For 1

	TOTAL	VOTE %		Election Day	Early Voting	Ballot By Mail	Provision al
Angel Luis Vega	18	37.50%	<div><div></div></div>	9	7	2	0
Janet T. Dudding	30	62.50%	<div><div></div></div>	7	15	8	0
Total Votes Cast	48	100.00%	<div><div></div></div>	16	22	10	0
Overvotes	0			0	0	0	0
Undervotes	3			2	1	0	0
Contest Totals	51			18	23	10	0

### DEM Commissioner of the General Land Office

Vote For 1

	TOTAL	VOTE %		Election Day	Early Voting	Ballot By Mail	Provision al
Jay Kleberg	29	60.42%	<div><div></div></div>	7	14	8	0
Sandragrace Martinez	19	39.58%	<div><div></div></div>	9	8	2	0
Total Votes Cast	48	100.00%	<div><div></div></div>	16	22	10	0
Overvotes	0			0	0	0	0
Undervotes	3			2	1	0	0
Contest Totals	51			18	23	10	0

### DEM County Chair

Vote For 1

	TOTAL	VOTE %		Election Day	Early Voting	Ballot By Mail	Provision al
Caroline Werner	32	66.67%	<div><div></div></div>	11	16	5	0
Mike Rawlins	16	33.33%	<div><div></div></div>	5	6	5	0
Total Votes Cast	48	100.00%	<div><div></div></div>	16	22	10	0
Overvotes	0			0	0	0	0
Undervotes	3			2	1	0	0
Contest Totals	51			18	23	10	0

Summary Results Report  
Primary Runoff  
May 24th, 2022

Final Results  
SOVC  
COLLIN COUNTY

## PCT 237

### Statistics

	TOTAL	Election Day	Early Voting	Ballot By Mail	Provisional
Registered Voters - Total	2,181				
Ballots Cast - Total	94	38	44	12	0
Ballots Cast - Republican	54	28	20	6	0
Ballots Cast - Democratic	40	10	24	6	0
Voter Turnout - Total	4.31%				

#### REP Attorney General

Vote For 1

	TOTAL	VOTE %		Election Day	Early Voting	Ballot By Mail	Provisional
George P. Bush	11	20.37%	<div><div></div></div>	3	3	5	0
Ken Paxton	43	79.63%	<div><div></div></div>	25	17	1	0
Total Votes Cast	54	100.00%	<div><div></div></div>	28	20	6	0
Overvotes	0			0	0	0	0
Undervotes	0			0	0	0	0
Contest Totals	54			28	20	6	0

#### REP Commissioner of the General Land Office

Vote For 1

	TOTAL	VOTE %		Election Day	Early Voting	Ballot By Mail	Provisional
Tim Westley	15	30.61%	<div><div></div></div>	7	7	1	0
Dawn Buckingham	34	69.39%	<div><div></div></div>	19	12	3	0
Total Votes Cast	49	100.00%	<div><div></div></div>	26	19	4	0
Overvotes	0			0	0	0	0
Undervotes	5			2	1	2	0
Contest Totals	54			28	20	6	0

#### REP Railroad Commissioner

Vote For 1

	TOTAL	VOTE %		Election Day	Early Voting	Ballot By Mail	Provisional
Sarah Stogner	23	46.00%	<div><div></div></div>	8	11	4	0
Wayne Christian	27	54.00%	<div><div></div></div>	19	7	1	0
Total Votes Cast	50	100.00%	<div><div></div></div>	27	18	5	0
Overvotes	0			0	0	0	0
Undervotes	4			1	2	1	0
Contest Totals	54			28	20	6	0

#### REP Judge, County Court at Law No. 5

Vote For 1

	TOTAL	VOTE %		Election Day	Early Voting	Ballot By Mail	Provisional
Randy Johnson	27	57.45%	<div><div></div></div>	16	9	2	0
Jimmy Angelino	20	42.55%	<div><div></div></div>	10	9	1	0
Total Votes Cast	47	100.00%	<div><div></div></div>	26	18	3	0
Overvotes	0			0	0	0	0
Undervotes	7			2	2	3	0
Contest Totals	54			28	20	6	0

Summary Results Report  
Primary Runoff  
May 24th, 2022

Final Results  
SOVC  
COLLIN COUNTY

## PCT 237

### REP District Clerk

Vote For 1

	TOTAL	VOTE %		Election Day	Early Voting	Ballot By Mail	Provision al
Mike Gould	19	39.58%	<div><div></div></div>	9	10	0	0
Lynne Finley	29	60.42%	<div><div></div></div>	16	8	5	0
Total Votes Cast	48	100.00%	<div><div></div></div>	25	18	5	0
Overvotes	0			0	0	0	0
Undervotes	6			3	2	1	0
Contest Totals	54			28	20	6	0

### DEM Lieutenant Governor

Vote For 1

	TOTAL	VOTE %		Election Day	Early Voting	Ballot By Mail	Provision al
Michelle Beckley	16	41.03%	<div><div></div></div>	6	10	0	0
Mike Collier	23	58.97%	<div><div></div></div>	4	13	6	0
Total Votes Cast	39	100.00%	<div><div></div></div>	10	23	6	0
Overvotes	0			0	0	0	0
Undervotes	1			0	1	0	0
Contest Totals	40			10	24	6	0

### DEM Attorney General

Vote For 1

	TOTAL	VOTE %		Election Day	Early Voting	Ballot By Mail	Provision al
Rochelle Mercedes Garza	27	69.23%	<div><div></div></div>	9	16	2	0
Joe Jaworski	12	30.77%	<div><div></div></div>	1	7	4	0
Total Votes Cast	39	100.00%	<div><div></div></div>	10	23	6	0
Overvotes	0			0	0	0	0
Undervotes	1			0	1	0	0
Contest Totals	40			10	24	6	0

### DEM Comptroller of Public Accounts

Vote For 1

	TOTAL	VOTE %		Election Day	Early Voting	Ballot By Mail	Provision al
Angel Luis Vega	11	28.21%	<div><div></div></div>	2	8	1	0
Janet T. Dudding	28	71.79%	<div><div></div></div>	8	15	5	0
Total Votes Cast	39	100.00%	<div><div></div></div>	10	23	6	0
Overvotes	0			0	0	0	0
Undervotes	1			0	1	0	0
Contest Totals	40			10	24	6	0



## PCT 237

### DEM Commissioner of the General Land Office

Vote For 1

	TOTAL	VOTE %		Election Day	Early Voting	Ballot By Mail	Provision al
Jay Kleberg	18	46.15%	<div><div></div></div>	4	8	6	0
Sandragrace Martinez	21	53.85%	<div><div></div></div>	6	15	0	0
Total Votes Cast	39	100.00%	<div><div></div></div>	10	23	6	0
Overvotes	0			0	0	0	0
Undervotes	1			0	1	0	0
Contest Totals	40			10	24	6	0

### DEM County Chair

Vote For 1

	TOTAL	VOTE %		Election Day	Early Voting	Ballot By Mail	Provision al
Caroline Werner	22	56.41%	<div><div></div></div>	7	13	2	0
Mike Rawlins	17	43.59%	<div><div></div></div>	3	10	4	0
Total Votes Cast	39	100.00%	<div><div></div></div>	10	23	6	0
Overvotes	0			0	0	0	0
Undervotes	1			0	1	0	0
Contest Totals	40			10	24	6	0

## PCT 238

### Statistics

	TOTAL	Election Day	Early Voting	Ballot By Mail	Provisional
Registered Voters - Total	3,817				
Ballots Cast - Total	214	85	114	15	0
Ballots Cast - Republican	150	56	83	11	0
Ballots Cast - Democratic	64	29	31	4	0
Voter Turnout - Total	5.61%				

#### REP Attorney General

Vote For 1

	TOTAL	VOTE %		Election Day	Early Voting	Ballot By Mail	Provisional
George P. Bush	45	30.61%	<div><div></div></div>	13	29	3	0
Ken Paxton	102	69.39%	<div><div></div></div>	41	53	8	0
Total Votes Cast	147	100.00%	<div><div></div></div>	54	82	11	0
Overvotes	0			0	0	0	0
Undervotes	3			2	1	0	0
Contest Totals	150			56	83	11	0

#### REP Commissioner of the General Land Office

Vote For 1

	TOTAL	VOTE %		Election Day	Early Voting	Ballot By Mail	Provisional
Tim Westley	35	25.00%	<div><div></div></div>	20	13	2	0
Dawn Buckingham	105	75.00%	<div><div></div></div>	33	63	9	0
Total Votes Cast	140	100.00%	<div><div></div></div>	53	76	11	0
Overvotes	0			0	0	0	0
Undervotes	10			3	7	0	0
Contest Totals	150			56	83	11	0

#### REP Railroad Commissioner

Vote For 1

	TOTAL	VOTE %		Election Day	Early Voting	Ballot By Mail	Provisional
Sarah Stogner	50	35.71%	<div><div></div></div>	15	34	1	0
Wayne Christian	90	64.29%	<div><div></div></div>	35	45	10	0
Total Votes Cast	140	100.00%	<div><div></div></div>	50	79	11	0
Overvotes	0			0	0	0	0
Undervotes	10			6	4	0	0
Contest Totals	150			56	83	11	0

#### REP State Representative, District 61

Vote For 1

	TOTAL	VOTE %		Election Day	Early Voting	Ballot By Mail	Provisional
Frederick Frazier	96	64.43%	<div><div></div></div>	38	50	8	0
Paul Chabot	53	35.57%	<div><div></div></div>	17	33	3	0
Total Votes Cast	149	100.00%	<div><div></div></div>	55	83	11	0
Overvotes	0			0	0	0	0
Undervotes	1			1	0	0	0
Contest Totals	150			56	83	11	0

Summary Results Report  
Primary Runoff  
May 24th, 2022

Final Results  
SOVC  
COLLIN COUNTY

## PCT 238

### REP Judge, County Court at Law No. 5

Vote For 1

	TOTAL	VOTE %		Election Day	Early Voting	Ballot By Mail	Provisional
Randy Johnson	71	51.82%	<div><div></div></div>	30	38	3	0
Jimmy Angelino	66	48.18%	<div><div></div></div>	21	37	8	0
Total Votes Cast	137	100.00%	<div><div></div></div>	51	75	11	0
Overvotes	0			0	0	0	0
Undervotes	13			5	8	0	0
Contest Totals	150			56	83	11	0

### REP District Clerk

Vote For 1

	TOTAL	VOTE %		Election Day	Early Voting	Ballot By Mail	Provisional
Mike Gould	64	47.76%	<div><div></div></div>	26	35	3	0
Lynne Finley	70	52.24%	<div><div></div></div>	24	38	8	0
Total Votes Cast	134	100.00%	<div><div></div></div>	50	73	11	0
Overvotes	0			0	0	0	0
Undervotes	16			6	10	0	0
Contest Totals	150			56	83	11	0

### REP Constable, Precinct 1

Vote For 1

	TOTAL	VOTE %		Election Day	Early Voting	Ballot By Mail	Provisional
Cris Trevino	45	34.62%	<div><div></div></div>	21	24	0	0
Matt Carpenter	85	65.38%	<div><div></div></div>	30	44	11	0
Total Votes Cast	130	100.00%	<div><div></div></div>	51	68	11	0
Overvotes	0			0	0	0	0
Undervotes	20			5	15	0	0
Contest Totals	150			56	83	11	0

### DEM Lieutenant Governor

Vote For 1

	TOTAL	VOTE %		Election Day	Early Voting	Ballot By Mail	Provisional
Michelle Beckley	25	39.06%	<div><div></div></div>	13	10	2	0
Mike Collier	39	60.94%	<div><div></div></div>	16	21	2	0
Total Votes Cast	64	100.00%	<div><div></div></div>	29	31	4	0
Overvotes	0			0	0	0	0
Undervotes	0			0	0	0	0
Contest Totals	64			29	31	4	0

## PCT 238

### DEM Attorney General

Vote For 1

	TOTAL	VOTE %		Election Day	Early Voting	Ballot By Mail	Provisional
Rochelle Mercedes Garza	39	60.94%	<div><div></div></div>	14	21	4	0
Joe Jaworski	25	39.06%	<div><div></div></div>	15	10	0	0
Total Votes Cast	64	100.00%	<div><div></div></div>	29	31	4	0
Overvotes	0			0	0	0	0
Undervotes	0			0	0	0	0
Contest Totals	64			29	31	4	0

### DEM Comptroller of Public Accounts

Vote For 1

	TOTAL	VOTE %		Election Day	Early Voting	Ballot By Mail	Provisional
Angel Luis Vega	23	35.94%	<div><div></div></div>	13	8	2	0
Janet T. Dudding	41	64.06%	<div><div></div></div>	16	23	2	0
Total Votes Cast	64	100.00%	<div><div></div></div>	29	31	4	0
Overvotes	0			0	0	0	0
Undervotes	0			0	0	0	0
Contest Totals	64			29	31	4	0

### DEM Commissioner of the General Land Office

Vote For 1

	TOTAL	VOTE %		Election Day	Early Voting	Ballot By Mail	Provisional
Jay Kleberg	30	46.88%	<div><div></div></div>	13	16	1	0
Sandragrace Martinez	34	53.12%	<div><div></div></div>	16	15	3	0
Total Votes Cast	64	100.00%	<div><div></div></div>	29	31	4	0
Overvotes	0			0	0	0	0
Undervotes	0			0	0	0	0
Contest Totals	64			29	31	4	0

### DEM County Chair

Vote For 1

	TOTAL	VOTE %		Election Day	Early Voting	Ballot By Mail	Provisional
Caroline Werner	31	49.21%	<div><div></div></div>	13	18	0	0
Mike Rawlins	32	50.79%	<div><div></div></div>	16	12	4	0
Total Votes Cast	63	100.00%	<div><div></div></div>	29	30	4	0
Overvotes	0			0	0	0	0
Undervotes	1			0	1	0	0
Contest Totals	64			29	31	4	0

## PCT 239

### Statistics

	TOTAL	Election Day	Early Voting	Ballot By Mail	Provisional
Registered Voters - Total	4,190				
Ballots Cast - Total	261	151	86	21	3
Ballots Cast - Republican	211	130	65	14	2
Ballots Cast - Democratic	50	21	21	7	1
Voter Turnout - Total	6.23%				

### REP Attorney General

Vote For 1

	TOTAL	VOTE %		Election Day	Early Voting	Ballot By Mail	Provisional
George P. Bush	63	29.86%	<div><div></div></div>	35	17	10	1
Ken Paxton	148	70.14%	<div><div></div></div>	95	48	4	1
Total Votes Cast	211	100.00%	<div><div></div></div>	130	65	14	2
Overvotes	0			0	0	0	0
Undervotes	0			0	0	0	0
Contest Totals	211			130	65	14	2

### REP Commissioner of the General Land Office

Vote For 1

	TOTAL	VOTE %		Election Day	Early Voting	Ballot By Mail	Provisional
Tim Westley	50	27.93%	<div><div></div></div>	30	17	3	0
Dawn Buckingham	129	72.07%	<div><div></div></div>	76	43	8	2
Total Votes Cast	179	100.00%	<div><div></div></div>	106	60	11	2
Overvotes	0			0	0	0	0
Undervotes	32			24	5	3	0
Contest Totals	211			130	65	14	2

### REP Railroad Commissioner

Vote For 1

	TOTAL	VOTE %		Election Day	Early Voting	Ballot By Mail	Provisional
Sarah Stogner	59	30.73%	<div><div></div></div>	34	20	4	1
Wayne Christian	133	69.27%	<div><div></div></div>	83	42	7	1
Total Votes Cast	192	100.00%	<div><div></div></div>	117	62	11	2
Overvotes	0			0	0	0	0
Undervotes	19			13	3	3	0
Contest Totals	211			130	65	14	2

### REP Judge, County Court at Law No. 5

Vote For 1

	TOTAL	VOTE %		Election Day	Early Voting	Ballot By Mail	Provisional
Randy Johnson	67	36.22%	<div><div></div></div>	34	26	7	0
Jimmy Angelino	118	63.78%	<div><div></div></div>	77	35	4	2
Total Votes Cast	185	100.00%	<div><div></div></div>	111	61	11	2
Overvotes	0			0	0	0	0
Undervotes	26			19	4	3	0
Contest Totals	211			130	65	14	2

Summary Results Report  
Primary Runoff  
May 24th, 2022

Final Results  
SOVC  
COLLIN COUNTY

## PCT 239

### REP District Clerk

Vote For 1

	TOTAL	VOTE %		Election Day	Early Voting	Ballot By Mail	Provisional
Mike Gould	93	53.45%	<div><div></div></div>	64	25	4	0
Lynne Finley	81	46.55%	<div><div></div></div>	41	32	7	1
Total Votes Cast	174	100.00%	<div><div></div></div>	105	57	11	1
Overvotes	0			0	0	0	0
Undervotes	37			25	8	3	1
Contest Totals	211			130	65	14	2

### DEM Lieutenant Governor

Vote For 1

	TOTAL	VOTE %		Election Day	Early Voting	Ballot By Mail	Provisional
Michelle Beckley	21	43.75%	<div><div></div></div>	11	8	2	0
Mike Collier	27	56.25%	<div><div></div></div>	10	11	5	1
Total Votes Cast	48	100.00%	<div><div></div></div>	21	19	7	1
Overvotes	0			0	0	0	0
Undervotes	2			0	2	0	0
Contest Totals	50			21	21	7	1

### DEM Attorney General

Vote For 1

	TOTAL	VOTE %		Election Day	Early Voting	Ballot By Mail	Provisional
Rochelle Mercedes Garza	23	46.00%	<div><div></div></div>	9	10	4	0
Joe Jaworski	27	54.00%	<div><div></div></div>	12	11	3	1
Total Votes Cast	50	100.00%	<div><div></div></div>	21	21	7	1
Overvotes	0			0	0	0	0
Undervotes	0			0	0	0	0
Contest Totals	50			21	21	7	1

### DEM Comptroller of Public Accounts

Vote For 1

	TOTAL	VOTE %		Election Day	Early Voting	Ballot By Mail	Provisional
Angel Luis Vega	19	41.30%	<div><div></div></div>	10	7	2	0
Janet T. Dudding	27	58.70%	<div><div></div></div>	10	12	4	1
Total Votes Cast	46	100.00%	<div><div></div></div>	20	19	6	1
Overvotes	0			0	0	0	0
Undervotes	4			1	2	1	0
Contest Totals	50			21	21	7	1

## PCT 239

### DEM Commissioner of the General Land Office

Vote For 1

	TOTAL	VOTE %		Election Day	Early Voting	Ballot By Mail	Provisional
Jay Kleberg	20	42.55%	<div><div></div></div>	6	11	2	1
Sandragrace Martinez	27	57.45%	<div><div></div></div>	15	8	4	0
Total Votes Cast	47	100.00%	<div><div></div></div>	21	19	6	1
Overvotes	0			0	0	0	0
Undervotes	3			0	2	1	0
Contest Totals	50			21	21	7	1

### DEM County Chair

Vote For 1

	TOTAL	VOTE %		Election Day	Early Voting	Ballot By Mail	Provisional
Caroline Werner	26	55.32%	<div><div></div></div>	9	11	5	1
Mike Rawlins	21	44.68%	<div><div></div></div>	11	9	1	0
Total Votes Cast	47	100.00%	<div><div></div></div>	20	20	6	1
Overvotes	0			0	0	0	0
Undervotes	3			1	1	1	0
Contest Totals	50			21	21	7	1

## PCT 240

### Statistics

	TOTAL	Election Day	Early Voting	Ballot By Mail	Provisional
Registered Voters - Total	5,827				
Ballots Cast - Total	532	251	260	21	0
Ballots Cast - Republican	462	215	231	16	0
Ballots Cast - Democratic	70	36	29	5	0
Voter Turnout - Total	9.13%				

#### REP Attorney General

Vote For 1

	TOTAL	VOTE %		Election Day	Early Voting	Ballot By Mail	Provisional
George P. Bush	104	22.66%	<div><div></div></div>	47	50	7	0
Ken Paxton	355	77.34%	<div><div></div></div>	167	179	9	0
Total Votes Cast	459	100.00%	<div><div></div></div>	214	229	16	0
Overvotes	0			0	0	0	0
Undervotes	3			1	2	0	0
Contest Totals	462			215	231	16	0

#### REP Commissioner of the General Land Office

Vote For 1

	TOTAL	VOTE %		Election Day	Early Voting	Ballot By Mail	Provisional
Tim Westley	108	25.65%	<div><div></div></div>	38	65	5	0
Dawn Buckingham	313	74.35%	<div><div></div></div>	154	149	10	0
Total Votes Cast	421	100.00%	<div><div></div></div>	192	214	15	0
Overvotes	0			0	0	0	0
Undervotes	41			23	17	1	0
Contest Totals	462			215	231	16	0

#### REP Railroad Commissioner

Vote For 1

	TOTAL	VOTE %		Election Day	Early Voting	Ballot By Mail	Provisional
Sarah Stogner	134	30.73%	<div><div></div></div>	66	61	7	0
Wayne Christian	302	69.27%	<div><div></div></div>	138	156	8	0
Total Votes Cast	436	100.00%	<div><div></div></div>	204	217	15	0
Overvotes	0			0	0	0	0
Undervotes	26			11	14	1	0
Contest Totals	462			215	231	16	0

#### REP State Representative, District 61

Vote For 1

	TOTAL	VOTE %		Election Day	Early Voting	Ballot By Mail	Provisional
Frederick Frazier	295	64.55%	<div><div></div></div>	132	157	6	0
Paul Chabot	162	35.45%	<div><div></div></div>	80	72	10	0
Total Votes Cast	457	100.00%	<div><div></div></div>	212	229	16	0
Overvotes	0			0	0	0	0
Undervotes	5			3	2	0	0
Contest Totals	462			215	231	16	0



## PCT 240

### REP Judge, County Court at Law No. 5

Vote For 1

	TOTAL	VOTE %		Election Day	Early Voting	Ballot By Mail	Provisional
Randy Johnson	236	57.42%	<div><div></div></div>	115	115	6	0
Jimmy Angelino	175	42.58%	<div><div></div></div>	70	99	6	0
Total Votes Cast	411	100.00%	<div><div></div></div>	185	214	12	0
Overvotes	0			0	0	0	0
Undervotes	51			30	17	4	0
Contest Totals	462			215	231	16	0

### REP District Clerk

Vote For 1

	TOTAL	VOTE %		Election Day	Early Voting	Ballot By Mail	Provisional
Mike Gould	237	58.81%	<div><div></div></div>	110	124	3	0
Lynne Finley	166	41.19%	<div><div></div></div>	70	87	9	0
Total Votes Cast	403	100.00%	<div><div></div></div>	180	211	12	0
Overvotes	0			0	0	0	0
Undervotes	59			35	20	4	0
Contest Totals	462			215	231	16	0

### DEM Lieutenant Governor

Vote For 1

	TOTAL	VOTE %		Election Day	Early Voting	Ballot By Mail	Provisional
Michelle Beckley	35	50.72%	<div><div></div></div>	22	9	4	0
Mike Collier	34	49.28%	<div><div></div></div>	14	19	1	0
Total Votes Cast	69	100.00%	<div><div></div></div>	36	28	5	0
Overvotes	0			0	0	0	0
Undervotes	1			0	1	0	0
Contest Totals	70			36	29	5	0

### DEM Attorney General

Vote For 1

	TOTAL	VOTE %		Election Day	Early Voting	Ballot By Mail	Provisional
Rochelle Mercedes Garza	40	57.97%	<div><div></div></div>	25	13	2	0
Joe Jaworski	29	42.03%	<div><div></div></div>	11	15	3	0
Total Votes Cast	69	100.00%	<div><div></div></div>	36	28	5	0
Overvotes	0			0	0	0	0
Undervotes	1			0	1	0	0
Contest Totals	70			36	29	5	0

## PCT 240

### DEM Comptroller of Public Accounts

Vote For 1

	TOTAL	VOTE %		Election Day	Early Voting	Ballot By Mail	Provision al
Angel Luis Vega	17	25.00%	<div><div></div></div>	11	6	0	0
Janet T. Dudding	51	75.00%	<div><div></div></div>	25	21	5	0
Total Votes Cast	68	100.00%	<div><div></div></div>	36	27	5	0
Overvotes	0			0	0	0	0
Undervotes	2			0	2	0	0
Contest Totals	70			36	29	5	0

### DEM Commissioner of the General Land Office

Vote For 1

	TOTAL	VOTE %		Election Day	Early Voting	Ballot By Mail	Provision al
Jay Kleberg	37	53.62%	<div><div></div></div>	18	14	5	0
Sandragrace Martinez	32	46.38%	<div><div></div></div>	18	14	0	0
Total Votes Cast	69	100.00%	<div><div></div></div>	36	28	5	0
Overvotes	0			0	0	0	0
Undervotes	1			0	1	0	0
Contest Totals	70			36	29	5	0

### DEM County Chair

Vote For 1

	TOTAL	VOTE %		Election Day	Early Voting	Ballot By Mail	Provision al
Caroline Werner	46	66.67%	<div><div></div></div>	28	15	3	0
Mike Rawlins	23	33.33%	<div><div></div></div>	8	13	2	0
Total Votes Cast	69	100.00%	<div><div></div></div>	36	28	5	0
Overvotes	0			0	0	0	0
Undervotes	1			0	1	0	0
Contest Totals	70			36	29	5	0

## PCT 241

### Statistics

	TOTAL	Election Day	Early Voting	Ballot By Mail	Provisional
Registered Voters - Total	1,505				
Ballots Cast - Total	102	43	49	10	0
Ballots Cast - Republican	69	32	32	5	0
Ballots Cast - Democratic	33	11	17	5	0
Voter Turnout - Total	6.78%				

#### REP Attorney General

Vote For 1

	TOTAL	VOTE %		Election Day	Early Voting	Ballot By Mail	Provisional
George P. Bush	30	43.48%	<div><div></div></div>	11	17	2	0
Ken Paxton	39	56.52%	<div><div></div></div>	21	15	3	0
Total Votes Cast	69	100.00%	<div><div></div></div>	32	32	5	0
Overvotes	0			0	0	0	0
Undervotes	0			0	0	0	0
Contest Totals	69			32	32	5	0

#### REP Commissioner of the General Land Office

Vote For 1

	TOTAL	VOTE %		Election Day	Early Voting	Ballot By Mail	Provisional
Tim Westley	16	26.23%	<div><div></div></div>	6	10	0	0
Dawn Buckingham	45	73.77%	<div><div></div></div>	20	20	5	0
Total Votes Cast	61	100.00%	<div><div></div></div>	26	30	5	0
Overvotes	0			0	0	0	0
Undervotes	8			6	2	0	0
Contest Totals	69			32	32	5	0

#### REP Railroad Commissioner

Vote For 1

	TOTAL	VOTE %		Election Day	Early Voting	Ballot By Mail	Provisional
Sarah Stogner	30	46.15%	<div><div></div></div>	14	14	2	0
Wayne Christian	35	53.85%	<div><div></div></div>	16	16	3	0
Total Votes Cast	65	100.00%	<div><div></div></div>	30	30	5	0
Overvotes	0			0	0	0	0
Undervotes	4			2	2	0	0
Contest Totals	69			32	32	5	0

#### REP Judge, County Court at Law No. 5

Vote For 1

	TOTAL	VOTE %		Election Day	Early Voting	Ballot By Mail	Provisional
Randy Johnson	38	69.09%	<div><div></div></div>	14	19	5	0
Jimmy Angelino	17	30.91%	<div><div></div></div>	8	9	0	0
Total Votes Cast	55	100.00%	<div><div></div></div>	22	28	5	0
Overvotes	0			0	0	0	0
Undervotes	14			10	4	0	0
Contest Totals	69			32	32	5	0

Summary Results Report  
Primary Runoff  
May 24th, 2022

Final Results  
SOVC  
COLLIN COUNTY

## PCT 241

### REP District Clerk

Vote For 1

	TOTAL	VOTE %		Election Day	Early Voting	Ballot By Mail	Provisional
Mike Gould	22	41.51%	<div><div></div></div>	10	10	2	0
Lynne Finley	31	58.49%	<div><div></div></div>	13	15	3	0
Total Votes Cast	53	100.00%	<div><div></div></div>	23	25	5	0
Overvotes	0			0	0	0	0
Undervotes	16			9	7	0	0
Contest Totals	69			32	32	5	0

### DEM Lieutenant Governor

Vote For 1

	TOTAL	VOTE %		Election Day	Early Voting	Ballot By Mail	Provisional
Michelle Beckley	12	36.36%	<div><div></div></div>	3	5	4	0
Mike Collier	21	63.64%	<div><div></div></div>	8	12	1	0
Total Votes Cast	33	100.00%	<div><div></div></div>	11	17	5	0
Overvotes	0			0	0	0	0
Undervotes	0			0	0	0	0
Contest Totals	33			11	17	5	0

### DEM Attorney General

Vote For 1

	TOTAL	VOTE %		Election Day	Early Voting	Ballot By Mail	Provisional
Rochelle Mercedes Garza	16	48.48%	<div><div></div></div>	6	9	1	0
Joe Jaworski	17	51.52%	<div><div></div></div>	5	8	4	0
Total Votes Cast	33	100.00%	<div><div></div></div>	11	17	5	0
Overvotes	0			0	0	0	0
Undervotes	0			0	0	0	0
Contest Totals	33			11	17	5	0

### DEM Comptroller of Public Accounts

Vote For 1

	TOTAL	VOTE %		Election Day	Early Voting	Ballot By Mail	Provisional
Angel Luis Vega	11	34.38%	<div><div></div></div>	3	6	2	0
Janet T. Dudding	21	65.62%	<div><div></div></div>	7	11	3	0
Total Votes Cast	32	100.00%	<div><div></div></div>	10	17	5	0
Overvotes	0			0	0	0	0
Undervotes	1			1	0	0	0
Contest Totals	33			11	17	5	0

## PCT 241

### DEM Commissioner of the General Land Office

Vote For 1

	TOTAL	VOTE %		Election Day	Early Voting	Ballot By Mail	Provision al
Jay Kleberg	19	59.38%	<div><div></div></div>	9	8	2	0
Sandragrace Martinez	13	40.62%	<div><div></div></div>	2	8	3	0
Total Votes Cast	32	100.00%	<div><div></div></div>	11	16	5	0
Overvotes	0			0	0	0	0
Undervotes	1			0	1	0	0
Contest Totals	33			11	17	5	0

### DEM County Chair

Vote For 1

	TOTAL	VOTE %		Election Day	Early Voting	Ballot By Mail	Provision al
Caroline Werner	17	51.52%	<div><div></div></div>	3	10	4	0
Mike Rawlins	16	48.48%	<div><div></div></div>	8	7	1	0
Total Votes Cast	33	100.00%	<div><div></div></div>	11	17	5	0
Overvotes	0			0	0	0	0
Undervotes	0			0	0	0	0
Contest Totals	33			11	17	5	0

## PCT 242

### Statistics

	TOTAL	Election Day	Early Voting	Ballot By Mail	Provisional
Registered Voters - Total	3,216				
Ballots Cast - Total	299	104	142	53	0
Ballots Cast - Republican	224	73	110	41	0
Ballots Cast - Democratic	75	31	32	12	0
Voter Turnout - Total	9.30%				

#### REP Attorney General

Vote For 1

	TOTAL	VOTE %		Election Day	Early Voting	Ballot By Mail	Provisional
George P. Bush	88	39.82%	<div><div></div></div>	26	36	26	0
Ken Paxton	133	60.18%	<div><div></div></div>	46	72	15	0
Total Votes Cast	221	100.00%	<div><div></div></div>	72	108	41	0
Overvotes	0			0	0	0	0
Undervotes	3			1	2	0	0
Contest Totals	224			73	110	41	0

#### REP Commissioner of the General Land Office

Vote For 1

	TOTAL	VOTE %		Election Day	Early Voting	Ballot By Mail	Provisional
Tim Westley	59	29.35%	<div><div></div></div>	20	23	16	0
Dawn Buckingham	142	70.65%	<div><div></div></div>	47	73	22	0
Total Votes Cast	201	100.00%	<div><div></div></div>	67	96	38	0
Overvotes	0			0	0	0	0
Undervotes	23			6	14	3	0
Contest Totals	224			73	110	41	0

#### REP Railroad Commissioner

Vote For 1

	TOTAL	VOTE %		Election Day	Early Voting	Ballot By Mail	Provisional
Sarah Stogner	100	48.78%	<div><div></div></div>	36	45	19	0
Wayne Christian	105	51.22%	<div><div></div></div>	29	57	19	0
Total Votes Cast	205	100.00%	<div><div></div></div>	65	102	38	0
Overvotes	0			0	0	0	0
Undervotes	19			8	8	3	0
Contest Totals	224			73	110	41	0

#### REP Judge, County Court at Law No. 5

Vote For 1

	TOTAL	VOTE %		Election Day	Early Voting	Ballot By Mail	Provisional
Randy Johnson	115	59.90%	<div><div></div></div>	41	51	23	0
Jimmy Angelino	77	40.10%	<div><div></div></div>	22	41	14	0
Total Votes Cast	192	100.00%	<div><div></div></div>	63	92	37	0
Overvotes	0			0	0	0	0
Undervotes	32			10	18	4	0
Contest Totals	224			73	110	41	0

## PCT 242

### REP District Clerk

Vote For 1

	TOTAL	VOTE %		Election Day	Early Voting	Ballot By Mail	Provisional
Mike Gould	91	47.64%	<div><div></div></div>	26	48	17	0
Lynne Finley	100	52.36%	<div><div></div></div>	33	48	19	0
Total Votes Cast	191	100.00%	<div><div></div></div>	59	96	36	0
Overvotes	0			0	0	0	0
Undervotes	33			14	14	5	0
Contest Totals	224			73	110	41	0

### REP Constable, Precinct 1

Vote For 1

	TOTAL	VOTE %		Election Day	Early Voting	Ballot By Mail	Provisional
Cris Trevino	42	23.08%	<div><div></div></div>	21	15	6	0
Matt Carpenter	140	76.92%	<div><div></div></div>	38	74	28	0
Total Votes Cast	182	100.00%	<div><div></div></div>	59	89	34	0
Overvotes	0			0	0	0	0
Undervotes	42			14	21	7	0
Contest Totals	224			73	110	41	0

### DEM Lieutenant Governor

Vote For 1

	TOTAL	VOTE %		Election Day	Early Voting	Ballot By Mail	Provisional
Michelle Beckley	31	42.47%	<div><div></div></div>	17	11	3	0
Mike Collier	42	57.53%	<div><div></div></div>	13	21	8	0
Total Votes Cast	73	100.00%	<div><div></div></div>	30	32	11	0
Overvotes	0			0	0	0	0
Undervotes	2			1	0	1	0
Contest Totals	75			31	32	12	0

### DEM Attorney General

Vote For 1

	TOTAL	VOTE %		Election Day	Early Voting	Ballot By Mail	Provisional
Rochelle Mercedes Garza	51	68.00%	<div><div></div></div>	24	19	8	0
Joe Jaworski	24	32.00%	<div><div></div></div>	7	13	4	0
Total Votes Cast	75	100.00%	<div><div></div></div>	31	32	12	0
Overvotes	0			0	0	0	0
Undervotes	0			0	0	0	0
Contest Totals	75			31	32	12	0

## PCT 242

### DEM Comptroller of Public Accounts

Vote For 1

	TOTAL	VOTE %		Election Day	Early Voting	Ballot By Mail	Provision al
Angel Luis Vega	19	26.03%	<div><div></div></div>	10	7	2	0
Janet T. Dudding	54	73.97%	<div><div></div></div>	20	24	10	0
Total Votes Cast	73	100.00%	<div><div></div></div>	30	31	12	0
Overvotes	0			0	0	0	0
Undervotes	2			1	1	0	0
Contest Totals	75			31	32	12	0

### DEM Commissioner of the General Land Office

Vote For 1

	TOTAL	VOTE %		Election Day	Early Voting	Ballot By Mail	Provision al
Jay Kleberg	44	60.27%	<div><div></div></div>	16	21	7	0
Sandragrace Martinez	29	39.73%	<div><div></div></div>	15	10	4	0
Total Votes Cast	73	100.00%	<div><div></div></div>	31	31	11	0
Overvotes	0			0	0	0	0
Undervotes	2			0	1	1	0
Contest Totals	75			31	32	12	0

### DEM County Chair

Vote For 1

	TOTAL	VOTE %		Election Day	Early Voting	Ballot By Mail	Provision al
Caroline Werner	39	52.70%	<div><div></div></div>	21	14	4	0
Mike Rawlins	35	47.30%	<div><div></div></div>	10	17	8	0
Total Votes Cast	74	100.00%	<div><div></div></div>	31	31	12	0
Overvotes	0			0	0	0	0
Undervotes	1			0	1	0	0
Contest Totals	75			31	32	12	0



## PCT 243

### Statistics

	TOTAL	Election Day	Early Voting	Ballot By Mail	Provisional
Registered Voters - Total	1,462				
Ballots Cast - Total	109	60	40	9	0
Ballots Cast - Republican	97	56	36	5	0
Ballots Cast - Democratic	12	4	4	4	0
Voter Turnout - Total	7.46%				

#### REP Attorney General

Vote For 1

	TOTAL	VOTE %		Election Day	Early Voting	Ballot By Mail	Provisional
George P. Bush	29	29.90%	<div><div></div></div>	11	16	2	0
Ken Paxton	68	70.10%	<div><div></div></div>	45	20	3	0
Total Votes Cast	97	100.00%	<div><div></div></div>	56	36	5	0
Overvotes	0			0	0	0	0
Undervotes	0			0	0	0	0
Contest Totals	97			56	36	5	0

#### REP Commissioner of the General Land Office

Vote For 1

	TOTAL	VOTE %		Election Day	Early Voting	Ballot By Mail	Provisional
Tim Westley	24	29.27%	<div><div></div></div>	13	10	1	0
Dawn Buckingham	58	70.73%	<div><div></div></div>	35	20	3	0
Total Votes Cast	82	100.00%	<div><div></div></div>	48	30	4	0
Overvotes	0			0	0	0	0
Undervotes	15			8	6	1	0
Contest Totals	97			56	36	5	0

#### REP Railroad Commissioner

Vote For 1

	TOTAL	VOTE %		Election Day	Early Voting	Ballot By Mail	Provisional
Sarah Stogner	24	30.00%	<div><div></div></div>	14	9	1	0
Wayne Christian	56	70.00%	<div><div></div></div>	35	18	3	0
Total Votes Cast	80	100.00%	<div><div></div></div>	49	27	4	0
Overvotes	0			0	0	0	0
Undervotes	17			7	9	1	0
Contest Totals	97			56	36	5	0

#### REP Judge, County Court at Law No. 5

Vote For 1

	TOTAL	VOTE %		Election Day	Early Voting	Ballot By Mail	Provisional
Randy Johnson	45	60.00%	<div><div></div></div>	34	9	2	0
Jimmy Angelino	30	40.00%	<div><div></div></div>	16	13	1	0
Total Votes Cast	75	100.00%	<div><div></div></div>	50	22	3	0
Overvotes	0			0	0	0	0
Undervotes	22			6	14	2	0
Contest Totals	97			56	36	5	0

Summary Results Report  
Primary Runoff  
May 24th, 2022

Final Results  
SOVC  
COLLIN COUNTY

## PCT 243

### REP District Clerk

Vote For 1

	TOTAL	VOTE %		Election Day	Early Voting	Ballot By Mail	Provisional
Mike Gould	39	52.00%	<div><div></div></div>	24	15	0	0
Lynne Finley	36	48.00%	<div><div></div></div>	24	9	3	0
Total Votes Cast	75	100.00%	<div><div></div></div>	48	24	3	0
Overvotes	0			0	0	0	0
Undervotes	22			8	12	2	0
Contest Totals	97			56	36	5	0

### DEM Lieutenant Governor

Vote For 1

	TOTAL	VOTE %		Election Day	Early Voting	Ballot By Mail	Provisional
Michelle Beckley	4	33.33%	<div><div></div></div>	2	2	0	0
Mike Collier	8	66.67%	<div><div></div></div>	2	2	4	0
Total Votes Cast	12	100.00%	<div><div></div></div>	4	4	4	0
Overvotes	0			0	0	0	0
Undervotes	0			0	0	0	0
Contest Totals	12			4	4	4	0

### DEM Attorney General

Vote For 1

	TOTAL	VOTE %		Election Day	Early Voting	Ballot By Mail	Provisional
Rochelle Mercedes Garza	5	41.67%	<div><div></div></div>	3	2	0	0
Joe Jaworski	7	58.33%	<div><div></div></div>	1	2	4	0
Total Votes Cast	12	100.00%	<div><div></div></div>	4	4	4	0
Overvotes	0			0	0	0	0
Undervotes	0			0	0	0	0
Contest Totals	12			4	4	4	0

### DEM Comptroller of Public Accounts

Vote For 1

	TOTAL	VOTE %		Election Day	Early Voting	Ballot By Mail	Provisional
Angel Luis Vega	4	36.36%	<div><div></div></div>	2	2	0	0
Janet T. Dudding	7	63.64%	<div><div></div></div>	2	2	3	0
Total Votes Cast	11	100.00%	<div><div></div></div>	4	4	3	0
Overvotes	0			0	0	0	0
Undervotes	1			0	0	1	0
Contest Totals	12			4	4	4	0

## PCT 243

### DEM Commissioner of the General Land Office

Vote For 1

	TOTAL	VOTE %		Election Day	Early Voting	Ballot By Mail	Provision al
Jay Kleberg	9	75.00%	<div><div></div></div>	2	3	4	0
Sandragrace Martinez	3	25.00%	<div><div></div></div>	2	1	0	0
Total Votes Cast	12	100.00%	<div><div></div></div>	4	4	4	0
Overvotes	0			0	0	0	0
Undervotes	0			0	0	0	0
Contest Totals	12			4	4	4	0

### DEM County Chair

Vote For 1

	TOTAL	VOTE %		Election Day	Early Voting	Ballot By Mail	Provision al
Caroline Werner	6	50.00%	<div><div></div></div>	4	0	2	0
Mike Rawlins	6	50.00%	<div><div></div></div>	0	4	2	0
Total Votes Cast	12	100.00%	<div><div></div></div>	4	4	4	0
Overvotes	0			0	0	0	0
Undervotes	0			0	0	0	0
Contest Totals	12			4	4	4	0

## PCT 244

### Statistics

	TOTAL	Election Day	Early Voting	Ballot By Mail	Provisional
Registered Voters - Total	3,029				
Ballots Cast - Total	233	114	115	4	0
Ballots Cast - Republican	166	87	77	2	0
Ballots Cast - Democratic	67	27	38	2	0
Voter Turnout - Total	7.69%				

#### REP Attorney General

Vote For 1

	TOTAL	VOTE %		Election Day	Early Voting	Ballot By Mail	Provisional
George P. Bush	59	35.98%	<div><div></div></div>	27	31	1	0
Ken Paxton	105	64.02%	<div><div></div></div>	59	46	0	0
Total Votes Cast	164	100.00%	<div><div></div></div>	86	77	1	0
Overvotes	0			0	0	0	0
Undervotes	2			1	0	1	0
Contest Totals	166			87	77	2	0

#### REP Commissioner of the General Land Office

Vote For 1

	TOTAL	VOTE %		Election Day	Early Voting	Ballot By Mail	Provisional
Tim Westley	44	32.12%	<div><div></div></div>	26	18	0	0
Dawn Buckingham	93	67.88%	<div><div></div></div>	47	45	1	0
Total Votes Cast	137	100.00%	<div><div></div></div>	73	63	1	0
Overvotes	0			0	0	0	0
Undervotes	29			14	14	1	0
Contest Totals	166			87	77	2	0

#### REP Railroad Commissioner

Vote For 1

	TOTAL	VOTE %		Election Day	Early Voting	Ballot By Mail	Provisional
Sarah Stogner	59	39.60%	<div><div></div></div>	37	21	1	0
Wayne Christian	90	60.40%	<div><div></div></div>	43	47	0	0
Total Votes Cast	149	100.00%	<div><div></div></div>	80	68	1	0
Overvotes	0			0	0	0	0
Undervotes	17			7	9	1	0
Contest Totals	166			87	77	2	0

#### REP State Representative, District 61

Vote For 1

	TOTAL	VOTE %		Election Day	Early Voting	Ballot By Mail	Provisional
Frederick Frazier	98	62.82%	<div><div></div></div>	51	45	2	0
Paul Chabot	58	37.18%	<div><div></div></div>	33	25	0	0
Total Votes Cast	156	100.00%	<div><div></div></div>	84	70	2	0
Overvotes	0			0	0	0	0
Undervotes	10			3	7	0	0
Contest Totals	166			87	77	2	0

## PCT 244

### REP Judge, County Court at Law No. 5

Vote For 1

	TOTAL	VOTE %		Election Day	Early Voting	Ballot By Mail	Provisional
Randy Johnson	74	56.06%	<div><div></div></div>	45	29	0	0
Jimmy Angelino	58	43.94%	<div><div></div></div>	29	28	1	0
Total Votes Cast	132	100.00%	<div><div></div></div>	74	57	1	0
Overvotes	0			0	0	0	0
Undervotes	34			13	20	1	0
Contest Totals	166			87	77	2	0

### REP District Clerk

Vote For 1

	TOTAL	VOTE %		Election Day	Early Voting	Ballot By Mail	Provisional
Mike Gould	65	47.79%	<div><div></div></div>	38	27	0	0
Lynne Finley	71	52.21%	<div><div></div></div>	38	32	1	0
Total Votes Cast	136	100.00%	<div><div></div></div>	76	59	1	0
Overvotes	0			0	0	0	0
Undervotes	30			11	18	1	0
Contest Totals	166			87	77	2	0

### DEM Lieutenant Governor

Vote For 1

	TOTAL	VOTE %		Election Day	Early Voting	Ballot By Mail	Provisional
Michelle Beckley	24	36.36%	<div><div></div></div>	17	7	0	0
Mike Collier	42	63.64%	<div><div></div></div>	10	30	2	0
Total Votes Cast	66	100.00%	<div><div></div></div>	27	37	2	0
Overvotes	0			0	0	0	0
Undervotes	1			0	1	0	0
Contest Totals	67			27	38	2	0

### DEM Attorney General

Vote For 1

	TOTAL	VOTE %		Election Day	Early Voting	Ballot By Mail	Provisional
Rochelle Mercedes Garza	29	43.94%	<div><div></div></div>	18	9	2	0
Joe Jaworski	37	56.06%	<div><div></div></div>	8	29	0	0
Total Votes Cast	66	100.00%	<div><div></div></div>	26	38	2	0
Overvotes	0			0	0	0	0
Undervotes	1			1	0	0	0
Contest Totals	67			27	38	2	0

## PCT 244

### DEM Comptroller of Public Accounts

Vote For 1

	TOTAL	VOTE %		Election Day	Early Voting	Ballot By Mail	Provision al
Angel Luis Vega	21	31.82%	<div><div></div></div>	11	9	1	0
Janet T. Dudding	45	68.18%	<div><div></div></div>	16	28	1	0
Total Votes Cast	66	100.00%	<div><div></div></div>	27	37	2	0
Overvotes	0			0	0	0	0
Undervotes	1			0	1	0	0
Contest Totals	67			27	38	2	0

### DEM Commissioner of the General Land Office

Vote For 1

	TOTAL	VOTE %		Election Day	Early Voting	Ballot By Mail	Provision al
Jay Kleberg	51	76.12%	<div><div></div></div>	15	34	2	0
Sandragrace Martinez	16	23.88%	<div><div></div></div>	12	4	0	0
Total Votes Cast	67	100.00%	<div><div></div></div>	27	38	2	0
Overvotes	0			0	0	0	0
Undervotes	0			0	0	0	0
Contest Totals	67			27	38	2	0

### DEM County Chair

Vote For 1

	TOTAL	VOTE %		Election Day	Early Voting	Ballot By Mail	Provision al
Caroline Werner	31	46.97%	<div><div></div></div>	15	16	0	0
Mike Rawlins	35	53.03%	<div><div></div></div>	12	21	2	0
Total Votes Cast	66	100.00%	<div><div></div></div>	27	37	2	0
Overvotes	0			0	0	0	0
Undervotes	1			0	1	0	0
Contest Totals	67			27	38	2	0




## PCT 245

### Statistics

	TOTAL	Election Day	Early Voting	Ballot By Mail	Provisional
Registered Voters - Total	2,720				
Ballots Cast - Total	73	45	23	5	0
Ballots Cast - Republican	44	29	13	2	0
Ballots Cast - Democratic	29	16	10	3	0
Voter Turnout - Total	2.68%				




#### REP Attorney General

Vote For 1

	TOTAL	VOTE %	Election Day	Early Voting	Ballot By Mail	Provisional
George P. Bush	15	34.09% 	10	5	0	0
Ken Paxton	29	65.91% 	19	8	2	0
Total Votes Cast	44	100.00% 	29	13	2	0
Overvotes	0		0	0	0	0
Undervotes	0		0	0	0	0
Contest Totals	44		29	13	2	0




#### REP Commissioner of the General Land Office

Vote For 1

	TOTAL	VOTE %	Election Day	Early Voting	Ballot By Mail	Provisional
Tim Westley	6	15.38% 	4	2	0	0
Dawn Buckingham	33	84.62% 	23	8	2	0
Total Votes Cast	39	100.00% 	27	10	2	0
Overvotes	0		0	0	0	0
Undervotes	5		2	3	0	0
Contest Totals	44		29	13	2	0




#### REP Railroad Commissioner

Vote For 1

	TOTAL	VOTE %	Election Day	Early Voting	Ballot By Mail	Provisional
Sarah Stogner	14	37.84% 	10	2	2	0
Wayne Christian	23	62.16% 	15	8	0	0
Total Votes Cast	37	100.00% 	25	10	2	0
Overvotes	0		0	0	0	0
Undervotes	7		4	3	0	0
Contest Totals	44		29	13	2	0

#### REP Judge, County Court at Law No. 5

Vote For 1

	TOTAL	VOTE %	Election Day	Early Voting	Ballot By Mail	Provisional
Randy Johnson	20	55.56% 	13	5	2	0
Jimmy Angelino	16	44.44% 	11	5	0	0
Total Votes Cast	36	100.00% 	24	10	2	0
Overvotes	0		0	0	0	0
Undervotes	8		5	3	0	0
Contest Totals	44		29	13	2	0

Summary Results Report  
Primary Runoff  
May 24th, 2022

Final Results  
SOVC  
COLLIN COUNTY

## PCT 245

### REP District Clerk

Vote For 1

	TOTAL	VOTE %		Election Day	Early Voting	Ballot By Mail	Provision al
Mike Gould	22	59.46%	<div><div></div></div>	13	7	2	0
Lynne Finley	15	40.54%	<div><div></div></div>	11	4	0	0
Total Votes Cast	37	100.00%	<div><div></div></div>	24	11	2	0
Overvotes	0			0	0	0	0
Undervotes	7			5	2	0	0
Contest Totals	44			29	13	2	0

### DEM Lieutenant Governor

Vote For 1

	TOTAL	VOTE %		Election Day	Early Voting	Ballot By Mail	Provision al
Michelle Beckley	15	51.72%	<div><div></div></div>	8	5	2	0
Mike Collier	14	48.28%	<div><div></div></div>	8	5	1	0
Total Votes Cast	29	100.00%	<div><div></div></div>	16	10	3	0
Overvotes	0			0	0	0	0
Undervotes	0			0	0	0	0
Contest Totals	29			16	10	3	0

### DEM Attorney General

Vote For 1

	TOTAL	VOTE %		Election Day	Early Voting	Ballot By Mail	Provision al
Rochelle Mercedes Garza	16	55.17%	<div><div></div></div>	10	3	3	0
Joe Jaworski	13	44.83%	<div><div></div></div>	6	7	0	0
Total Votes Cast	29	100.00%	<div><div></div></div>	16	10	3	0
Overvotes	0			0	0	0	0
Undervotes	0			0	0	0	0
Contest Totals	29			16	10	3	0

### DEM Comptroller of Public Accounts

Vote For 1

	TOTAL	VOTE %		Election Day	Early Voting	Ballot By Mail	Provision al
Angel Luis Vega	8	28.57%	<div><div></div></div>	5	3	0	0
Janet T. Dudding	20	71.43%	<div><div></div></div>	10	7	3	0
Total Votes Cast	28	100.00%	<div><div></div></div>	15	10	3	0
Overvotes	0			0	0	0	0
Undervotes	1			1	0	0	0
Contest Totals	29			16	10	3	0



## PCT 245

### DEM Commissioner of the General Land Office

Vote For 1

	TOTAL	VOTE %		Election Day	Early Voting	Ballot By Mail	Provision al
Jay Kleberg	14	50.00%	<div><div></div></div>	8	5	1	0
Sandragrace Martinez	14	50.00%	<div><div></div></div>	7	5	2	0
Total Votes Cast	28	100.00%	<div><div></div></div>	15	10	3	0
Overvotes	0			0	0	0	0
Undervotes	1			1	0	0	0
Contest Totals	29			16	10	3	0

### DEM County Chair

Vote For 1

	TOTAL	VOTE %		Election Day	Early Voting	Ballot By Mail	Provision al
Caroline Werner	18	62.07%	<div><div></div></div>	10	6	2	0
Mike Rawlins	11	37.93%	<div><div></div></div>	6	4	1	0
Total Votes Cast	29	100.00%	<div><div></div></div>	16	10	3	0
Overvotes	0			0	0	0	0
Undervotes	0			0	0	0	0
Contest Totals	29			16	10	3	0

## PCT 246

### Statistics

	TOTAL	Election Day	Early Voting	Ballot By Mail	Provisional
Registered Voters - Total	2,809				
Ballots Cast - Total	322	141	153	28	0
Ballots Cast - Republican	239	107	114	18	0
Ballots Cast - Democratic	83	34	39	10	0
Voter Turnout - Total	11.46%				

#### REP Attorney General

Vote For 1

	TOTAL	VOTE %		Election Day	Early Voting	Ballot By Mail	Provisional
George P. Bush	96	40.17%	<div><div></div></div>	51	37	8	0
Ken Paxton	143	59.83%	<div><div></div></div>	56	77	10	0
Total Votes Cast	239	100.00%	<div><div></div></div>	107	114	18	0
Overvotes	0			0	0	0	0
Undervotes	0			0	0	0	0
Contest Totals	239			107	114	18	0

#### REP Commissioner of the General Land Office

Vote For 1

	TOTAL	VOTE %		Election Day	Early Voting	Ballot By Mail	Provisional
Tim Westley	34	15.89%	<div><div></div></div>	19	14	1	0
Dawn Buckingham	180	84.11%	<div><div></div></div>	72	94	14	0
Total Votes Cast	214	100.00%	<div><div></div></div>	91	108	15	0
Overvotes	0			0	0	0	0
Undervotes	25			16	6	3	0
Contest Totals	239			107	114	18	0

#### REP Railroad Commissioner

Vote For 1

	TOTAL	VOTE %		Election Day	Early Voting	Ballot By Mail	Provisional
Sarah Stogner	73	33.33%	<div><div></div></div>	46	21	6	0
Wayne Christian	146	66.67%	<div><div></div></div>	49	88	9	0
Total Votes Cast	219	100.00%	<div><div></div></div>	95	109	15	0
Overvotes	0			0	0	0	0
Undervotes	20			12	5	3	0
Contest Totals	239			107	114	18	0

#### REP Judge, County Court at Law No. 5

Vote For 1

	TOTAL	VOTE %		Election Day	Early Voting	Ballot By Mail	Provisional
Randy Johnson	127	62.87%	<div><div></div></div>	51	66	10	0
Jimmy Angelino	75	37.13%	<div><div></div></div>	35	34	6	0
Total Votes Cast	202	100.00%	<div><div></div></div>	86	100	16	0
Overvotes	0			0	0	0	0
Undervotes	37			21	14	2	0
Contest Totals	239			107	114	18	0

Summary Results Report  
Primary Runoff  
May 24th, 2022

Final Results  
SOVC  
COLLIN COUNTY

## PCT 246

### REP District Clerk

Vote For 1

	TOTAL	VOTE %		Election Day	Early Voting	Ballot By Mail	Provisional
Mike Gould	117	57.07%	<div><div></div></div>	46	67	4	0
Lynne Finley	88	42.93%	<div><div></div></div>	41	35	12	0
Total Votes Cast	205	100.00%	<div><div></div></div>	87	102	16	0
Overvotes	0			0	0	0	0
Undervotes	34			20	12	2	0
Contest Totals	239			107	114	18	0

### DEM Lieutenant Governor

Vote For 1

	TOTAL	VOTE %		Election Day	Early Voting	Ballot By Mail	Provisional
Michelle Beckley	22	28.95%	<div><div></div></div>	12	9	1	0
Mike Collier	54	71.05%	<div><div></div></div>	21	26	7	0
Total Votes Cast	76	100.00%	<div><div></div></div>	33	35	8	0
Overvotes	0			0	0	0	0
Undervotes	7			1	4	2	0
Contest Totals	83			34	39	10	0

### DEM Attorney General

Vote For 1

	TOTAL	VOTE %		Election Day	Early Voting	Ballot By Mail	Provisional
Rochelle Mercedes Garza	37	46.84%	<div><div></div></div>	21	13	3	0
Joe Jaworski	42	53.16%	<div><div></div></div>	13	24	5	0
Total Votes Cast	79	100.00%	<div><div></div></div>	34	37	8	0
Overvotes	0			0	0	0	0
Undervotes	4			0	2	2	0
Contest Totals	83			34	39	10	0

### DEM Comptroller of Public Accounts

Vote For 1

	TOTAL	VOTE %		Election Day	Early Voting	Ballot By Mail	Provisional
Angel Luis Vega	19	25.68%	<div><div></div></div>	12	6	1	0
Janet T. Dudding	55	74.32%	<div><div></div></div>	19	29	7	0
Total Votes Cast	74	100.00%	<div><div></div></div>	31	35	8	0
Overvotes	0			0	0	0	0
Undervotes	9			3	4	2	0
Contest Totals	83			34	39	10	0

## PCT 246

### DEM Commissioner of the General Land Office

Vote For 1

	TOTAL	VOTE %		Election Day	Early Voting	Ballot By Mail	Provision al
Jay Kleberg	48	64.86%	<div><div></div></div>	15	28	5	0
Sandragrace Martinez	26	35.14%	<div><div></div></div>	16	7	3	0
Total Votes Cast	74	100.00%	<div><div></div></div>	31	35	8	0
Overvotes	0			0	0	0	0
Undervotes	9			3	4	2	0
Contest Totals	83			34	39	10	0

### DEM County Chair

Vote For 1

	TOTAL	VOTE %		Election Day	Early Voting	Ballot By Mail	Provision al
Caroline Werner	45	58.44%	<div><div></div></div>	19	24	2	0
Mike Rawlins	32	41.56%	<div><div></div></div>	12	12	8	0
Total Votes Cast	77	100.00%	<div><div></div></div>	31	36	10	0
Overvotes	0			0	0	0	0
Undervotes	6			3	3	0	0
Contest Totals	83			34	39	10	0

## PCT 247

### Statistics

	TOTAL	Election Day	Early Voting	Ballot By Mail	Provisional
Registered Voters - Total	2,099				
Ballots Cast - Total	228	122	94	12	0
Ballots Cast - Republican	203	110	82	11	0
Ballots Cast - Democratic	25	12	12	1	0
Voter Turnout - Total	10.86%				

#### REP Attorney General

Vote For 1

	TOTAL	VOTE %		Election Day	Early Voting	Ballot By Mail	Provisional
George P. Bush	61	30.50%	<div><div></div></div>	32	28	1	0
Ken Paxton	139	69.50%	<div><div></div></div>	77	53	9	0
Total Votes Cast	200	100.00%	<div><div></div></div>	109	81	10	0
Overvotes	0			0	0	0	0
Undervotes	3			1	1	1	0
Contest Totals	203			110	82	11	0

#### REP Commissioner of the General Land Office

Vote For 1

	TOTAL	VOTE %		Election Day	Early Voting	Ballot By Mail	Provisional
Tim Westley	49	25.52%	<div><div></div></div>	26	21	2	0
Dawn Buckingham	143	74.48%	<div><div></div></div>	80	54	9	0
Total Votes Cast	192	100.00%	<div><div></div></div>	106	75	11	0
Overvotes	0			0	0	0	0
Undervotes	11			4	7	0	0
Contest Totals	203			110	82	11	0

#### REP Railroad Commissioner

Vote For 1

	TOTAL	VOTE %		Election Day	Early Voting	Ballot By Mail	Provisional
Sarah Stogner	74	37.56%	<div><div></div></div>	40	32	2	0
Wayne Christian	123	62.44%	<div><div></div></div>	67	47	9	0
Total Votes Cast	197	100.00%	<div><div></div></div>	107	79	11	0
Overvotes	0			0	0	0	0
Undervotes	6			3	3	0	0
Contest Totals	203			110	82	11	0

#### REP Judge, County Court at Law No. 5

Vote For 1

	TOTAL	VOTE %		Election Day	Early Voting	Ballot By Mail	Provisional
Randy Johnson	104	57.78%	<div><div></div></div>	53	42	9	0
Jimmy Angelino	76	42.22%	<div><div></div></div>	43	32	1	0
Total Votes Cast	180	100.00%	<div><div></div></div>	96	74	10	0
Overvotes	0			0	0	0	0
Undervotes	23			14	8	1	0
Contest Totals	203			110	82	11	0

Summary Results Report  
Primary Runoff  
May 24th, 2022

Final Results  
SOVC  
COLLIN COUNTY

## PCT 247

### REP District Clerk

Vote For 1

	TOTAL	VOTE %		Election Day	Early Voting	Ballot By Mail	Provisional
Mike Gould	108	61.02%	<div><div></div></div>	57	46	5	0
Lynne Finley	69	38.98%	<div><div></div></div>	36	28	5	0
Total Votes Cast	177	100.00%	<div><div></div></div>	93	74	10	0
Overvotes	0			0	0	0	0
Undervotes	26			17	8	1	0
Contest Totals	203			110	82	11	0

### DEM Lieutenant Governor

Vote For 1

	TOTAL	VOTE %		Election Day	Early Voting	Ballot By Mail	Provisional
Michelle Beckley	9	36.00%	<div><div></div></div>	2	7	0	0
Mike Collier	16	64.00%	<div><div></div></div>	10	5	1	0
Total Votes Cast	25	100.00%	<div><div></div></div>	12	12	1	0
Overvotes	0			0	0	0	0
Undervotes	0			0	0	0	0
Contest Totals	25			12	12	1	0

### DEM Attorney General

Vote For 1

	TOTAL	VOTE %		Election Day	Early Voting	Ballot By Mail	Provisional
Rochelle Mercedes Garza	14	58.33%	<div><div></div></div>	8	5	1	0
Joe Jaworski	10	41.67%	<div><div></div></div>	4	6	0	0
Total Votes Cast	24	100.00%	<div><div></div></div>	12	11	1	0
Overvotes	0			0	0	0	0
Undervotes	1			0	1	0	0
Contest Totals	25			12	12	1	0

### DEM Comptroller of Public Accounts

Vote For 1

	TOTAL	VOTE %		Election Day	Early Voting	Ballot By Mail	Provisional
Angel Luis Vega	7	29.17%	<div><div></div></div>	6	1	0	0
Janet T. Dudding	17	70.83%	<div><div></div></div>	6	10	1	0
Total Votes Cast	24	100.00%	<div><div></div></div>	12	11	1	0
Overvotes	0			0	0	0	0
Undervotes	1			0	1	0	0
Contest Totals	25			12	12	1	0

## PCT 247

### DEM Commissioner of the General Land Office

Vote For 1

	TOTAL	VOTE %		Election Day	Early Voting	Ballot By Mail	Provisional
Jay Kleberg	16	66.67%	<div><div></div></div>	6	9	1	0
Sandragrace Martinez	8	33.33%	<div><div></div></div>	6	2	0	0
Total Votes Cast	24	100.00%	<div><div></div></div>	12	11	1	0
Overvotes	0			0	0	0	0
Undervotes	1			0	1	0	0
Contest Totals	25			12	12	1	0

### DEM County Chair

Vote For 1

	TOTAL	VOTE %		Election Day	Early Voting	Ballot By Mail	Provisional
Caroline Werner	11	44.00%	<div><div></div></div>	4	6	1	0
Mike Rawlins	14	56.00%	<div><div></div></div>	8	6	0	0
Total Votes Cast	25	100.00%	<div><div></div></div>	12	12	1	0
Overvotes	0			0	0	0	0
Undervotes	0			0	0	0	0
Contest Totals	25			12	12	1	0

## PCT 248

### Statistics

	TOTAL	Election Day	Early Voting	Ballot By Mail	Provisional
Registered Voters - Total	2,031				
Ballots Cast - Total	117	58	50	8	1
Ballots Cast - Republican	93	45	41	6	1
Ballots Cast - Democratic	24	13	9	2	0
Voter Turnout - Total	5.76%				

#### REP Attorney General

Vote For 1

	TOTAL	VOTE %		Election Day	Early Voting	Ballot By Mail	Provisional
George P. Bush	25	26.88%	<div><div></div></div>	11	12	2	0
Ken Paxton	68	73.12%	<div><div></div></div>	34	29	4	1
Total Votes Cast	93	100.00%	<div><div></div></div>	45	41	6	1
Overvotes	0			0	0	0	0
Undervotes	0			0	0	0	0
Contest Totals	93			45	41	6	1

#### REP Commissioner of the General Land Office

Vote For 1

	TOTAL	VOTE %		Election Day	Early Voting	Ballot By Mail	Provisional
Tim Westley	21	23.86%	<div><div></div></div>	8	10	3	0
Dawn Buckingham	67	76.14%	<div><div></div></div>	33	30	3	1
Total Votes Cast	88	100.00%	<div><div></div></div>	41	40	6	1
Overvotes	0			0	0	0	0
Undervotes	5			4	1	0	0
Contest Totals	93			45	41	6	1

#### REP Railroad Commissioner

Vote For 1

	TOTAL	VOTE %		Election Day	Early Voting	Ballot By Mail	Provisional
Sarah Stogner	34	38.20%	<div><div></div></div>	19	13	2	0
Wayne Christian	55	61.80%	<div><div></div></div>	24	26	4	1
Total Votes Cast	89	100.00%	<div><div></div></div>	43	39	6	1
Overvotes	0			0	0	0	0
Undervotes	4			2	2	0	0
Contest Totals	93			45	41	6	1

#### REP State Representative, District 61

Vote For 1

	TOTAL	VOTE %		Election Day	Early Voting	Ballot By Mail	Provisional
Frederick Frazier	57	66.28%	<div><div></div></div>	26	30	0	1
Paul Chabot	29	33.72%	<div><div></div></div>	15	8	6	0
Total Votes Cast	86	100.00%	<div><div></div></div>	41	38	6	1
Overvotes	0			0	0	0	0
Undervotes	7			4	3	0	0
Contest Totals	93			45	41	6	1



## PCT 248

### REP Judge, County Court at Law No. 5

Vote For 1

	TOTAL	VOTE %		Election Day	Early Voting	Ballot By Mail	Provisional
Randy Johnson	47	61.84%	<div><div></div></div>	18	25	3	1
Jimmy Angelino	29	38.16%	<div><div></div></div>	18	8	3	0
Total Votes Cast	76	100.00%	<div><div></div></div>	36	33	6	1
Overvotes	0			0	0	0	0
Undervotes	17			9	8	0	0
Contest Totals	93			45	41	6	1

### REP District Clerk

Vote For 1

	TOTAL	VOTE %		Election Day	Early Voting	Ballot By Mail	Provisional
Mike Gould	36	48.00%	<div><div></div></div>	19	16	1	0
Lynne Finley	39	52.00%	<div><div></div></div>	15	18	5	1
Total Votes Cast	75	100.00%	<div><div></div></div>	34	34	6	1
Overvotes	0			0	0	0	0
Undervotes	18			11	7	0	0
Contest Totals	93			45	41	6	1

### DEM Lieutenant Governor

Vote For 1

	TOTAL	VOTE %		Election Day	Early Voting	Ballot By Mail	Provisional
Michelle Beckley	8	34.78%	<div><div></div></div>	7	1	0	0
Mike Collier	15	65.22%	<div><div></div></div>	6	8	1	0
Total Votes Cast	23	100.00%	<div><div></div></div>	13	9	1	0
Overvotes	0			0	0	0	0
Undervotes	1			0	0	1	0
Contest Totals	24			13	9	2	0

### DEM Attorney General

Vote For 1

	TOTAL	VOTE %		Election Day	Early Voting	Ballot By Mail	Provisional
Rochelle Mercedes Garza	11	47.83%	<div><div></div></div>	7	4	0	0
Joe Jaworski	12	52.17%	<div><div></div></div>	6	5	1	0
Total Votes Cast	23	100.00%	<div><div></div></div>	13	9	1	0
Overvotes	0			0	0	0	0
Undervotes	1			0	0	1	0
Contest Totals	24			13	9	2	0

## PCT 248

### DEM Comptroller of Public Accounts

Vote For 1

	TOTAL	VOTE %		Election Day	Early Voting	Ballot By Mail	Provision al
Angel Luis Vega	5	21.74%	<div><div></div></div>	5	0	0	0
Janet T. Dudding	18	78.26%	<div><div></div></div>	8	9	1	0
Total Votes Cast	23	100.00%	<div><div></div></div>	13	9	1	0
Overvotes	0			0	0	0	0
Undervotes	1			0	0	1	0
Contest Totals	24			13	9	2	0

### DEM Commissioner of the General Land Office

Vote For 1

	TOTAL	VOTE %		Election Day	Early Voting	Ballot By Mail	Provision al
Jay Kleberg	16	72.73%	<div><div></div></div>	7	8	1	0
Sandragrace Martinez	6	27.27%	<div><div></div></div>	5	1	0	0
Total Votes Cast	22	100.00%	<div><div></div></div>	12	9	1	0
Overvotes	0			0	0	0	0
Undervotes	2			1	0	1	0
Contest Totals	24			13	9	2	0

### DEM County Chair

Vote For 1

	TOTAL	VOTE %		Election Day	Early Voting	Ballot By Mail	Provision al
Caroline Werner	12	50.00%	<div><div></div></div>	7	5	0	0
Mike Rawlins	12	50.00%	<div><div></div></div>	6	4	2	0
Total Votes Cast	24	100.00%	<div><div></div></div>	13	9	2	0
Overvotes	0			0	0	0	0
Undervotes	0			0	0	0	0
Contest Totals	24			13	9	2	0

## PCT LB 27

### Statistics

	TOTAL	Election Day	Early Voting	Ballot By Mail	Provisional
Registered Voters - Total	0				
Ballots Cast - Total	4	0	4	0	0
Ballots Cast - Republican	4	0	4	0	0
Ballots Cast - Democratic	0	0	0	0	0
Voter Turnout - Total	0.00%				

### REP Attorney General

Vote For 1

	TOTAL	VOTE %		Election Day	Early Voting	Ballot By Mail	Provisional
George P. Bush	2	50.00%	<div><div></div></div>	0	2	0	0
Ken Paxton	2	50.00%	<div><div></div></div>	0	2	0	0
Total Votes Cast	4	100.00%	<div><div></div></div>	0	4	0	0
Overvotes	0			0	0	0	0
Undervotes	0			0	0	0	0
Contest Totals	4			0	4	0	0

### REP Commissioner of the General Land Office

Vote For 1

	TOTAL	VOTE %		Election Day	Early Voting	Ballot By Mail	Provisional
Tim Westley	2	66.67%	<div><div></div></div>	0	2	0	0
Dawn Buckingham	1	33.33%	<div><div></div></div>	0	1	0	0
Total Votes Cast	3	100.00%	<div><div></div></div>	0	3	0	0
Overvotes	0			0	0	0	0
Undervotes	1			0	1	0	0
Contest Totals	4			0	4	0	0

### REP Railroad Commissioner

Vote For 1

	TOTAL	VOTE %		Election Day	Early Voting	Ballot By Mail	Provisional
Sarah Stogner	1	25.00%	<div><div></div></div>	0	1	0	0
Wayne Christian	3	75.00%	<div><div></div></div>	0	3	0	0
Total Votes Cast	4	100.00%	<div><div></div></div>	0	4	0	0
Overvotes	0			0	0	0	0
Undervotes	0			0	0	0	0
Contest Totals	4			0	4	0	0

## PCT LB 28

### Statistics

	TOTAL	Election Day	Early Voting	Ballot By Mail	Provisional
Registered Voters - Total	0				
Ballots Cast - Total	0	0	0	0	0
Ballots Cast - Republican	0	0	0	0	0
Ballots Cast - Democratic	0	0	0	0	0
Voter Turnout - Total	0.00%				

### REP United States Representative, District 32

Vote For 1

	TOTAL	VOTE %	Election Day	Early Voting	Ballot By Mail	Provisional
Justin Webb	0		0	0	0	0
Antonio Swad	0		0	0	0	0
Total Votes Cast	0		0	0	0	0
Overvotes	0		0	0	0	0
Undervotes	0		0	0	0	0
Contest Totals	0		0	0	0	0

### REP Attorney General

Vote For 1

	TOTAL	VOTE %	Election Day	Early Voting	Ballot By Mail	Provisional
George P. Bush	0		0	0	0	0
Ken Paxton	0		0	0	0	0
Total Votes Cast	0		0	0	0	0
Overvotes	0		0	0	0	0
Undervotes	0		0	0	0	0
Contest Totals	0		0	0	0	0

### REP Commissioner of the General Land Office

Vote For 1

	TOTAL	VOTE %	Election Day	Early Voting	Ballot By Mail	Provisional
Tim Westley	0		0	0	0	0
Dawn Buckingham	0		0	0	0	0
Total Votes Cast	0		0	0	0	0
Overvotes	0		0	0	0	0
Undervotes	0		0	0	0	0
Contest Totals	0		0	0	0	0

### REP Railroad Commissioner

Vote For 1

	TOTAL	VOTE %	Election Day	Early Voting	Ballot By Mail	Provisional
Sarah Stogner	0		0	0	0	0
Wayne Christian	0		0	0	0	0
Total Votes Cast	0		0	0	0	0
Overvotes	0		0	0	0	0
Undervotes	0		0	0	0	0
Contest Totals	0		0	0	0	0

## PCT LB 29

### Statistics

	TOTAL	Election Day	Early Voting	Ballot By Mail	Provisional
Registered Voters - Total	0				
Ballots Cast - Total	1	0	1	0	0
Ballots Cast - Republican	0	0	0	0	0
Ballots Cast - Democratic	1	0	1	0	0
Voter Turnout - Total	0.00%				

### DEM Lieutenant Governor

Vote For 1

	TOTAL	VOTE %		Election Day	Early Voting	Ballot By Mail	Provisional
Michelle Beckley	0	0.00%	<div></div>	0	0	0	0
Mike Collier	1	100.00%	<div></div>	0	1	0	0
Total Votes Cast	1	100.00%	<div></div>	0	1	0	0
Overvotes	0			0	0	0	0
Undervotes	0			0	0	0	0
Contest Totals	1			0	1	0	0

### DEM Attorney General

Vote For 1

	TOTAL	VOTE %		Election Day	Early Voting	Ballot By Mail	Provisional
Rochelle Mercedes Garza	0	0.00%	<div></div>	0	0	0	0
Joe Jaworski	1	100.00%	<div></div>	0	1	0	0
Total Votes Cast	1	100.00%	<div></div>	0	1	0	0
Overvotes	0			0	0	0	0
Undervotes	0			0	0	0	0
Contest Totals	1			0	1	0	0

### DEM Comptroller of Public Accounts

Vote For 1

	TOTAL	VOTE %		Election Day	Early Voting	Ballot By Mail	Provisional
Angel Luis Vega	0	0.00%	<div></div>	0	0	0	0
Janet T. Dudding	1	100.00%	<div></div>	0	1	0	0
Total Votes Cast	1	100.00%	<div></div>	0	1	0	0
Overvotes	0			0	0	0	0
Undervotes	0			0	0	0	0
Contest Totals	1			0	1	0	0

### DEM Commissioner of the General Land Office

Vote For 1

	TOTAL	VOTE %		Election Day	Early Voting	Ballot By Mail	Provisional
Jay Kleberg	1	100.00%	<div></div>	0	1	0	0
Sandragrace Martinez	0	0.00%	<div></div>	0	0	0	0
Total Votes Cast	1	100.00%	<div></div>	0	1	0	0
Overvotes	0			0	0	0	0
Undervotes	0			0	0	0	0
Contest Totals	1			0	1	0	0