


Summary Results Report
Joint General and Special Election
May 4th, 2024

UNOFFICIAL RESULTS
Early Voting
Collin County

Statistics	TOTAL	Early Voting	Ballots By Mail	Limited Ballot
Registered Voters - Total	532,445			
Ballots Cast - Total	24,185	22,220	1,965	0



Collin County Seal
Watermark Seal for Collin County.
Collin County Government

Summary Results Report

Joint General and Special Election

May 4th, 2024

UNOFFICIAL RESULTS
Early Voting
Collin County

Councilmember, Place No. 1 - City of Allen

Vote For 1

	TOTAL	VOTE %		Early Voting	Ballots By Mail	Limited Ballot
Mike Schaeffer	2,623	58.43%	<div><div></div></div>	2,472	151	0
Dave Scott	1,300	28.96%	<div><div></div></div>	1,233	67	0
Esrar Razvi	566	12.61%	<div><div></div></div>	540	26	0
Total Votes Cast	4,489	100.00%	<div><div></div></div>	4,245	244	0
Overvotes	0			0	0	0
Undervotes	80			72	8	0
Contest Totals	4,569			4,317	252	0

Councilmember, Place No. 3 - City of Allen

Vote For 1

	TOTAL	VOTE %		Early Voting	Ballots By Mail	Limited Ballot
Dave Cornette	1,579	35.34%	<div><div></div></div>	1,490	89	0
Ken Cook	2,202	49.28%	<div><div></div></div>	2,081	121	0
Saad Hamid	687	15.38%	<div><div></div></div>	651	36	0
Total Votes Cast	4,468	100.00%	<div><div></div></div>	4,222	246	0
Overvotes	0			0	0	0
Undervotes	101			95	6	0
Contest Totals	4,569			4,317	252	0

Councilmember, Place No. 5 - City of Allen

Vote For 1

	TOTAL	VOTE %		Early Voting	Ballots By Mail	Limited Ballot
Dave Shafer	1,363	30.47%	<div><div></div></div>	1,280	83	0
Zeeshan Naseh	613	13.70%	<div><div></div></div>	593	20	0
Walter Merrill	165	3.69%	<div><div></div></div>	135	30	0
Carl Clemencich	2,332	52.14%	<div><div></div></div>	2,222	110	0
Total Votes Cast	4,473	100.00%	<div><div></div></div>	4,230	243	0
Overvotes	1			0	1	0
Undervotes	95			87	8	0
Contest Totals	4,569			4,317	252	0

Collin County Seal
Watermark Seal for Collin County.
Collin County Government

Mayor - City of Anna

Vote For 1




	TOTAL	VOTE %		Early Voting	Ballots By Mail	Limited Ballot
Pete Cain	643	56.65%	<div><div></div></div>	632	11	0
Randy Atchley	492	43.35%	<div><div></div></div>	481	11	0
Total Votes Cast	1,135	100.00%	<div><div></div></div>	1,113	22	0
Overvotes	0			0	0	0
Undervotes	53			53	0	0
Contest Totals	1,188			1,166	22	0

Summary Results Report
Joint General and Special Election
May 4th, 2024

UNOFFICIAL RESULTS
Early Voting
Collin County





City Council, Place 1 - City of Anna

Vote For 1

	TOTAL	VOTE %		Early Voting	Ballots By Mail	Limited Ballot
Bryan Heath	426	39.55%		409	17	0
Kevin Toten	651	60.45%		647	4	0
Total Votes Cast	1,077	100.00%		1,056	21	0
Overvotes	0			0	0	0
Undervotes	111			110	1	0
Contest Totals	1,188			1,166	22	0





City Council, Place 2, Unexpired Term - City of Anna

Vote For 1

	TOTAL	VOTE %		Early Voting	Ballots By Mail	Limited Ballot
Jody Bills	590	56.19%		580	10	0
LaMarr Dillingham	100	9.52%		96	4	0
Todd Engels	360	34.29%		354	6	0
Total Votes Cast	1,050	100.00%		1,030	20	0
Overvotes	0			0	0	0
Undervotes	138			136	2	0
Contest Totals	1,188			1,166	22	0

City Council, Place 4, Unexpired Term - City of Anna

Vote For 1

	TOTAL	VOTE %		Early Voting	Ballots By Mail	Limited Ballot
Tom Longmire	243	22.58%		241	2	0
Kelly Herndon	452	42.01%		437	15	0
Bruce Norwood	381	35.41%		378	3	0
Total Votes Cast	1,076	100.00%		1,056	20	0
Overvotes	0			0	0	0
Undervotes	112			110	2	0
Contest Totals	1,188			1,166	22	0

Member of Council, Place 1 - City of Carrollton

Vote For 1

	TOTAL	VOTE %		Early Voting	Ballots By Mail	Limited Ballot
Christopher Axberg	0			0	0	0
Laura Vola	0			0	0	0
Total Votes Cast	0			0	0	0
Overvotes	0			0	0	0
Undervotes	1			0	1	0
Contest Totals	1			0	1	0

Summary Results Report
Joint General and Special Election
May 4th, 2024

UNOFFICIAL RESULTS
Early Voting
Collin County

Member of Council, Place 3 - City of Carrollton

Vote For 1

	TOTAL	VOTE %	Early Voting	Ballots By Mail	Limited Ballot
Richard Fleming	0		0	0	0
Total Votes Cast	0		0	0	0
Overvotes	0		0	0	0
Undervotes	1		0	1	0
Contest Totals	1		0	1	0

Member of Council, Place 5 - City of Carrollton

Vote For 1

	TOTAL	VOTE %	Early Voting	Ballots By Mail	Limited Ballot
Nancy Cline	0		0	0	0
Susan Thomas	0		0	0	0
Total Votes Cast	0		0	0	0
Overvotes	0		0	0	0
Undervotes	1		0	1	0
Contest Totals	1		0	1	0

Member of Council, Place 7 - City of Carrollton

Vote For 1

	TOTAL	VOTE %	Early Voting	Ballots By Mail	Limited Ballot
Simon Chamakala	0		0	0	0
Rowena Watters	0		0	0	0
Total Votes Cast	0		0	0	0
Overvotes	0		0	0	0
Undervotes	1		0	1	0
Contest Totals	1		0	1	0

Proposition A - City of Carrollton

Vote For 1

	TOTAL	VOTE %	Early Voting	Ballots By Mail	Limited Ballot
YES	1	100.00%	0	1	0
NO	0	0.00%	0	0	0
Total Votes Cast	1	100.00%	0	1	0
Overvotes	0		0	0	0
Undervotes	0		0	0	0
Contest Totals	1		0	1	0

Proposition B - City of Carrollton

Vote For 1

	TOTAL	VOTE %	Early Voting	Ballots By Mail	Limited Ballot
YES	1	100.00%	0	1	0
NO	0	0.00%	0	0	0
Total Votes Cast	1	100.00%	0	1	0
Overvotes	0		0	0	0
Undervotes	0		0	0	0
Contest Totals	1		0	1	0

Summary Results Report
Joint General and Special Election
May 4th, 2024

UNOFFICIAL RESULTS
Early Voting
Collin County

Proposition C – City of Carrollton

Vote For 1

	TOTAL	VOTE %		Early Voting	Ballots By Mail	Limited Ballot
YES	1	100.00%	<div><div></div></div>	0	1	0
NO	0	0.00%	<div><div></div></div>	0	0	0
Total Votes Cast	1	100.00%	<div><div></div></div>	0	1	0
Overvotes	0			0	0	0
Undervotes	0			0	0	0
Contest Totals	1			0	1	0

Councilmember, Place 2 - City of Celina

Vote For 1

	TOTAL	VOTE %		Early Voting	Ballots By Mail	Limited Ballot
David Hogue	312	27.46%	<div><div></div></div>	298	14	0
Eddie Cawfield	824	72.54%	<div><div></div></div>	803	21	0
Total Votes Cast	1,136	100.00%	<div><div></div></div>	1,101	35	0
Overvotes	0			0	0	0
Undervotes	66			63	3	0
Contest Totals	1,202			1,164	38	0

Councilmember, Place 3 - City of Celina

Vote For 1

	TOTAL	VOTE %		Early Voting	Ballots By Mail	Limited Ballot
Ghentry Pace	278	24.22%	<div><div></div></div>	264	14	0
Andy Hop Hopkins	801	69.77%	<div><div></div></div>	780	21	0
Julissa Casas Porcher	69	6.01%	<div><div></div></div>	68	1	0
Total Votes Cast	1,148	100.00%	<div><div></div></div>	1,112	36	0
Overvotes	0			0	0	0
Undervotes	54			52	2	0
Contest Totals	1,202			1,164	38	0

Proposition A – City of Dallas

Vote For 1




	TOTAL	VOTE %		Early Voting	Ballots By Mail	Limited Ballot
For	1,146	85.14%	<div><div></div></div>	863	283	0
Against	200	14.86%	<div><div></div></div>	164	36	0
Total Votes Cast	1,346	100.00%	<div><div></div></div>	1,027	319	0
Overvotes	0			0	0	0
Undervotes	6			2	4	0
Contest Totals	1,352			1,029	323	0

Summary Results Report
Joint General and Special Election
May 4th, 2024

UNOFFICIAL RESULTS
Early Voting
Collin County




Proposition B – City of Dallas

Vote For 1

	TOTAL	VOTE %		Early Voting	Ballots By Mail	Limited Ballot
For	1,018	76.08%		784	234	0
Against	320	23.92%		241	79	0
Total Votes Cast	1,338	100.00%		1,025	313	0
Overvotes	0			0	0	0
Undervotes	14			4	10	0
Contest Totals	1,352			1,029	323	0




Proposition C – City of Dallas

Vote For 1

	TOTAL	VOTE %		Early Voting	Ballots By Mail	Limited Ballot
For	595	44.50%		352	243	0
Against	742	55.50%		672	70	0
Total Votes Cast	1,337	100.00%		1,024	313	0
Overvotes	0			0	0	0
Undervotes	15			5	10	0
Contest Totals	1,352			1,029	323	0




Proposition D – City of Dallas

Vote For 1

	TOTAL	VOTE %		Early Voting	Ballots By Mail	Limited Ballot
For	841	64.69%		629	212	0
Against	459	35.31%		364	95	0
Total Votes Cast	1,300	100.00%		993	307	0
Overvotes	0			0	0	0
Undervotes	52			36	16	0
Contest Totals	1,352			1,029	323	0

Proposition E – City of Dallas

Vote For 1




	TOTAL	VOTE %		Early Voting	Ballots By Mail	Limited Ballot
For	720	55.56%		540	180	0
Against	576	44.44%		451	125	0
Total Votes Cast	1,296	100.00%		991	305	0
Overvotes	0			0	0	0
Undervotes	56			38	18	0
Contest Totals	1,352			1,029	323	0

Summary Results Report
Joint General and Special Election
May 4th, 2024

UNOFFICIAL RESULTS
Early Voting
Collin County




Proposition F – City of Dallas

Vote For 1

	TOTAL	VOTE %		Early Voting	Ballots By Mail	Limited Ballot
For	1,088	81.93%		824	264	0
Against	240	18.07%		195	45	0
Total Votes Cast	1,328	100.00%		1,019	309	0
Overvotes	0			0	0	0
Undervotes	24			10	14	0
Contest Totals	1,352			1,029	323	0




Proposition G – City of Dallas

Vote For 1

	TOTAL	VOTE %		Early Voting	Ballots By Mail	Limited Ballot
For	645	50.00%		469	176	0
Against	645	50.00%		520	125	0
Total Votes Cast	1,290	100.00%		989	301	0
Overvotes	0			0	0	0
Undervotes	62			40	22	0
Contest Totals	1,352			1,029	323	0




Proposition H – City of Dallas

Vote For 1

	TOTAL	VOTE %		Early Voting	Ballots By Mail	Limited Ballot
For	496	37.27%		295	201	0
Against	835	62.73%		728	107	0
Total Votes Cast	1,331	100.00%		1,023	308	0
Overvotes	0			0	0	0
Undervotes	21			6	15	0
Contest Totals	1,352			1,029	323	0

Proposition I – City of Dallas

Vote For 1

	TOTAL	VOTE %		Early Voting	Ballots By Mail	Limited Ballot
For	829	63.62%		577	252	0
Against	474	36.38%		415	59	0
Total Votes Cast	1,303	100.00%		992	311	0
Overvotes	0			0	0	0
Undervotes	49			37	12	0
Contest Totals	1,352			1,029	323	0

Summary Results Report
Joint General and Special Election
May 4th, 2024

UNOFFICIAL RESULTS
Early Voting
Collin County

Proposition J – City of Dallas

Vote For 1

	TOTAL	VOTE %		Early Voting	Ballots By Mail	Limited Ballot
For	1,053	78.88%	<div><div></div></div>	792	261	0
Against	282	21.12%	<div><div></div></div>	231	51	0
Total Votes Cast	1,335	100.00%	<div><div></div></div>	1,023	312	0
Overvotes	0			0	0	0
Undervotes	17			6	11	0
Contest Totals	1,352			1,029	323	0

Mayor - City of Farmersville

Vote For 1

	TOTAL	VOTE %		Early Voting	Ballots By Mail	Limited Ballot
Craig Overstreet	246	58.43%	<div><div></div></div>	242	4	0
Bryon Wiebold	175	41.57%	<div><div></div></div>	171	4	0
Total Votes Cast	421	100.00%	<div><div></div></div>	413	8	0
Overvotes	0			0	0	0
Undervotes	7			7	0	0
Contest Totals	428			420	8	0

Councilmember, Place 4 - City of Farmersville

Vote For 1

	TOTAL	VOTE %		Early Voting	Ballots By Mail	Limited Ballot
Mike Henry	298	100.00%	<div><div></div></div>	292	6	0
Total Votes Cast	298	100.00%	<div><div></div></div>	292	6	0
Overvotes	0			0	0	0
Undervotes	130			128	2	0
Contest Totals	428			420	8	0

City Council, Place 1 - City of Frisco

Vote For 1

	TOTAL	VOTE %		Early Voting	Ballots By Mail	Limited Ballot
Mark Piland	1,601	37.21%	<div><div></div></div>	1,514	87	0
John Keating	2,702	62.79%	<div><div></div></div>	2,542	160	0
Total Votes Cast	4,303	100.00%	<div><div></div></div>	4,056	247	0
Overvotes	0			0	0	0
Undervotes	211			193	18	0
Contest Totals	4,514			4,249	265	0

City Council, Place 3 - City of Frisco

Vote For 1




	TOTAL	VOTE %		Early Voting	Ballots By Mail	Limited Ballot
John Redmond	1,325	31.09%	<div><div></div></div>	1,250	75	0
Angelia Pelham	2,937	68.91%	<div><div></div></div>	2,762	175	0
Total Votes Cast	4,262	100.00%	<div><div></div></div>	4,012	250	0
Overvotes	0			0	0	0
Undervotes	252			237	15	0
Contest Totals	4,514			4,249	265	0

Summary Results Report
Joint General and Special Election
May 4th, 2024

UNOFFICIAL RESULTS
Early Voting
Collin County




Proposition A – City of Frisco

Vote For 1

	TOTAL	VOTE %		Early Voting	Ballots By Mail	Limited Ballot
For the Proposition	2,106	47.60%		1,948	158	0
Against the Proposition	2,318	52.40%		2,216	102	0
Total Votes Cast	4,424	100.00%		4,164	260	0
Overvotes	0			0	0	0
Undervotes	90			85	5	0
Contest Totals	4,514			4,249	265	0

Proposition B – City of Frisco

Vote For 1

	TOTAL	VOTE %		Early Voting	Ballots By Mail	Limited Ballot
For the Proposition	1,896	42.87%		1,755	141	0
Against the Proposition	2,527	57.13%		2,407	120	0
Total Votes Cast	4,423	100.00%		4,162	261	0
Overvotes	1			0	1	0
Undervotes	90			87	3	0
Contest Totals	4,514			4,249	265	0

Council Member, District 1 - City of Garland

Vote For 1

	TOTAL	VOTE %		Early Voting	Ballots By Mail	Limited Ballot
Jeff Bass	0			0	0	0
Total Votes Cast	0			0	0	0
Overvotes	0			0	0	0
Undervotes	0			0	0	0
Contest Totals	0			0	0	0

Proposition A – City of Garland

Vote For 1

	TOTAL	VOTE %		Early Voting	Ballots By Mail	Limited Ballot
For	0			0	0	0
Against	0			0	0	0
Total Votes Cast	0			0	0	0
Overvotes	0			0	0	0
Undervotes	0			0	0	0
Contest Totals	0			0	0	0

Proposition B – City of Garland

Vote For 1

	TOTAL	VOTE %		Early Voting	Ballots By Mail	Limited Ballot
For	0			0	0	0
Against	0			0	0	0
Total Votes Cast	0			0	0	0
Overvotes	0			0	0	0
Undervotes	0			0	0	0
Contest Totals	0			0	0	0

Summary Results Report
Joint General and Special Election
May 4th, 2024

UNOFFICIAL RESULTS
Early Voting
Collin County

Proposition C – City of Garland

Vote For 1

	TOTAL	VOTE %	Early Voting	Ballots By Mail	Limited Ballot
For	0		0	0	0
Against	0		0	0	0
Total Votes Cast	0		0	0	0
Overvotes	0		0	0	0
Undervotes	0		0	0	0
Contest Totals	0		0	0	0

Proposition D – City of Garland

Vote For 1

	TOTAL	VOTE %	Early Voting	Ballots By Mail	Limited Ballot
For	0		0	0	0
Against	0		0	0	0
Total Votes Cast	0		0	0	0
Overvotes	0		0	0	0
Undervotes	0		0	0	0
Contest Totals	0		0	0	0

Proposition E – City of Garland

Vote For 1

	TOTAL	VOTE %	Early Voting	Ballots By Mail	Limited Ballot
For	0		0	0	0
Against	0		0	0	0
Total Votes Cast	0		0	0	0
Overvotes	0		0	0	0
Undervotes	0		0	0	0
Contest Totals	0		0	0	0

Proposition F – City of Garland

Vote For 1

	TOTAL	VOTE %	Early Voting	Ballots By Mail	Limited Ballot
For	0		0	0	0
Against	0		0	0	0
Total Votes Cast	0		0	0	0
Overvotes	0		0	0	0
Undervotes	0		0	0	0
Contest Totals	0		0	0	0

Summary Results Report
Joint General and Special Election
May 4th, 2024

UNOFFICIAL RESULTS
Early Voting
Collin County

Proposition G – City of Garland

Vote For 1

	TOTAL	VOTE %	Early Voting	Ballots By Mail	Limited Ballot
For	0		0	0	0
Against	0		0	0	0
Total Votes Cast	0		0	0	0
Overvotes	0		0	0	0
Undervotes	0		0	0	0
Contest Totals	0		0	0	0

Proposition H – City of Garland

Vote For 1

	TOTAL	VOTE %	Early Voting	Ballots By Mail	Limited Ballot
For	0		0	0	0
Against	0		0	0	0
Total Votes Cast	0		0	0	0
Overvotes	0		0	0	0
Undervotes	0		0	0	0
Contest Totals	0		0	0	0

Proposition I – City of Garland

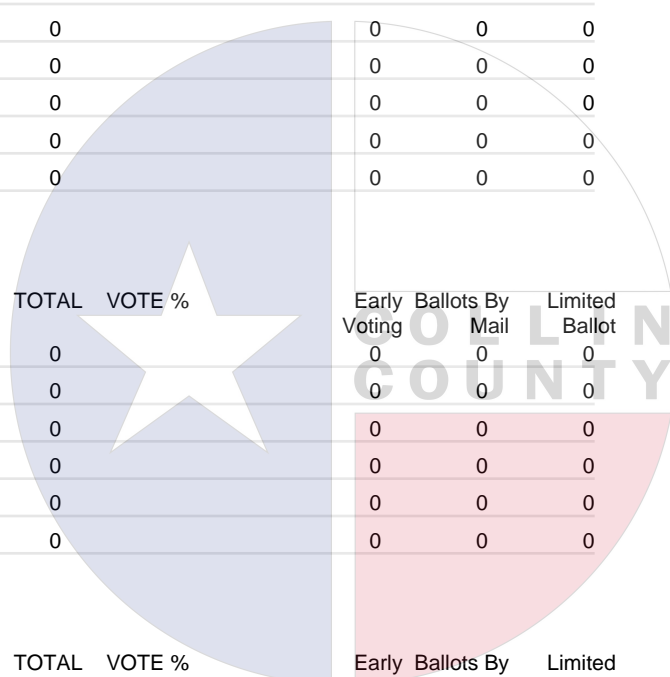
Vote For 1

	TOTAL	VOTE %	Early Voting	Ballots By Mail	Limited Ballot
For	0		0	0	0
Against	0		0	0	0
Total Votes Cast	0		0	0	0
Overvotes	0		0	0	0
Undervotes	0		0	0	0
Contest Totals	0		0	0	0

Proposition J – City of Garland

Vote For 1

	TOTAL	VOTE %	Early Voting	Ballots By Mail	Limited Ballot
For	0		0	0	0
Against	0		0	0	0
Total Votes Cast	0		0	0	0
Overvotes	0		0	0	0
Undervotes	0		0	0	0
Contest Totals	0		0	0	0



Summary Results Report
Joint General and Special Election
May 4th, 2024

UNOFFICIAL RESULTS
Early Voting
Collin County

Proposition K – City of Garland

Vote For 1

	TOTAL	VOTE %	Early Voting	Ballots By Mail	Limited Ballot
For	0		0	0	0
Against	0		0	0	0
Total Votes Cast	0		0	0	0
Overvotes	0		0	0	0
Undervotes	0		0	0	0
Contest Totals	0		0	0	0

Proposition L – City of Garland

Vote For 1

	TOTAL	VOTE %	Early Voting	Ballots By Mail	Limited Ballot
For	0		0	0	0
Against	0		0	0	0
Total Votes Cast	0		0	0	0
Overvotes	0		0	0	0
Undervotes	0		0	0	0
Contest Totals	0		0	0	0

Proposition M – City of Garland

Vote For 1

	TOTAL	VOTE %	Early Voting	Ballots By Mail	Limited Ballot
For	0		0	0	0
Against	0		0	0	0
Total Votes Cast	0		0	0	0
Overvotes	0		0	0	0
Undervotes	0		0	0	0
Contest Totals	0		0	0	0

Proposition N – City of Garland

Vote For 1

	TOTAL	VOTE %	Early Voting	Ballots By Mail	Limited Ballot
For	0		0	0	0
Against	0		0	0	0
Total Votes Cast	0		0	0	0
Overvotes	0		0	0	0
Undervotes	0		0	0	0
Contest Totals	0		0	0	0

Summary Results Report
Joint General and Special Election
May 4th, 2024

UNOFFICIAL RESULTS
Early Voting
Collin County

Proposition O – City of Garland

Vote For 1

	TOTAL	VOTE %	Early Voting	Ballots By Mail	Limited Ballot
For	0		0	0	0
Against	0		0	0	0
Total Votes Cast	0		0	0	0
Overvotes	0		0	0	0
Undervotes	0		0	0	0
Contest Totals	0		0	0	0

Proposition P – City of Garland

Vote For 1

	TOTAL	VOTE %	Early Voting	Ballots By Mail	Limited Ballot
For	0		0	0	0
Against	0		0	0	0
Total Votes Cast	0		0	0	0
Overvotes	0		0	0	0
Undervotes	0		0	0	0
Contest Totals	0		0	0	0

Proposition Q – City of Garland

Vote For 1

	TOTAL	VOTE %	Early Voting	Ballots By Mail	Limited Ballot
For	0		0	0	0
Against	0		0	0	0
Total Votes Cast	0		0	0	0
Overvotes	0		0	0	0
Undervotes	0		0	0	0
Contest Totals	0		0	0	0

Mayor - City of Lucas

Vote For 1




	TOTAL	VOTE %	Early Voting	Ballots By Mail	Limited Ballot
Kathleen A. Peele	471	46.63%	464	7	0
Dusty Kuykendall	539	53.37%	525	14	0
Total Votes Cast	1,010	100.00%	989	21	0
Overvotes	0		0	0	0
Undervotes	4		4	0	0
Contest Totals	1,014		993	21	0

Summary Results Report
Joint General and Special Election
May 4th, 2024

UNOFFICIAL RESULTS
Early Voting
Collin County




Councilmember, Seat 3 - City of Lucas

Vote For 1

	TOTAL	VOTE %		Early Voting	Ballots By Mail	Limited Ballot
Chris Bierman	796	82.74%		782	14	0
Suhail Syed	166	17.26%		160	6	0
Total Votes Cast	962	100.00%		942	20	0
Overvotes	0			0	0	0
Undervotes	52			51	1	0
Contest Totals	1,014			993	21	0




Councilmember, Seat 4 - City of Lucas

Vote For 1

	TOTAL	VOTE %		Early Voting	Ballots By Mail	Limited Ballot
Philip (Phil) Lawrence	656	70.54%		640	16	0
Joe Williams	274	29.46%		271	3	0
Total Votes Cast	930	100.00%		911	19	0
Overvotes	0			0	0	0
Undervotes	84			82	2	0
Contest Totals	1,014			993	21	0




Councilmember, Seat 2, Unexpired Term - City of Lucas

Vote For 1

	TOTAL	VOTE %		Early Voting	Ballots By Mail	Limited Ballot
Sean Watts	419	44.48%		413	6	0
Brian Stubblefield	523	55.52%		509	14	0
Total Votes Cast	942	100.00%		922	20	0
Overvotes	0			0	0	0
Undervotes	72			71	1	0
Contest Totals	1,014			993	21	0

Councilmember, Seat 6, Unexpired Term - City of Lucas

Vote For 1




	TOTAL	VOTE %		Early Voting	Ballots By Mail	Limited Ballot
Tim Baney	292	32.41%		285	7	0
Neil Peterson	609	67.59%		598	11	0
Total Votes Cast	901	100.00%		883	18	0
Overvotes	0			0	0	0
Undervotes	113			110	3	0
Contest Totals	1,014			993	21	0

Summary Results Report
Joint General and Special Election
May 4th, 2024

UNOFFICIAL RESULTS
Early Voting
Collin County




Proposition A – City of Lucas

Vote For 1

	TOTAL	VOTE %		Early Voting	Ballots By Mail	Limited Ballot
FOR THE PROPOSITION	895	91.05%		877	18	0
AGAINST THE PROPOSITION	88	8.95%		85	3	0
Total Votes Cast	983	100.00%		962	21	0
Overvotes	0			0	0	0
Undervotes	31			31	0	0
Contest Totals	1,014			993	21	0




Proposition A – City of McKinney

Vote For 1

	TOTAL	VOTE %		Early Voting	Ballots By Mail	Limited Ballot
FOR	2,542	59.90%		2,175	367	0
AGAINST	1,702	40.10%		1,452	250	0
Total Votes Cast	4,244	100.00%		3,627	617	0
Overvotes	0			0	0	0
Undervotes	51			39	12	0
Contest Totals	4,295			3,666	629	0




Proposition B – City of McKinney

Vote For 1

	TOTAL	VOTE %		Early Voting	Ballots By Mail	Limited Ballot
FOR	2,026	48.01%		1,735	291	0
AGAINST	2,194	51.99%		1,871	323	0
Total Votes Cast	4,220	100.00%		3,606	614	0
Overvotes	1			0	1	0
Undervotes	74			60	14	0
Contest Totals	4,295			3,666	629	0

Proposition C – City of McKinney

Vote For 1

	TOTAL	VOTE %		Early Voting	Ballots By Mail	Limited Ballot
FOR	2,188	51.90%		1,856	332	0
AGAINST	2,028	48.10%		1,744	284	0
Total Votes Cast	4,216	100.00%		3,600	616	0
Overvotes	0			0	0	0
Undervotes	79			66	13	0
Contest Totals	4,295			3,666	629	0

Summary Results Report
Joint General and Special Election
May 4th, 2024

UNOFFICIAL RESULTS
Early Voting
Collin County

Proposition D – City of McKinney

Vote For 1

	TOTAL	VOTE %		Early Voting	Ballots By Mail	Limited Ballot
FOR	2,874	67.75%	<div><div></div></div>	2,391	483	0
AGAINST	1,368	32.25%	<div><div></div></div>	1,229	139	0
Total Votes Cast	4,242	100.00%	<div><div></div></div>	3,620	622	0
Overvotes	1			0	1	0
Undervotes	52			46	6	0
Contest Totals	4,295			3,666	629	0

Proposition E – City of McKinney

Vote For 1

	TOTAL	VOTE %		Early Voting	Ballots By Mail	Limited Ballot
FOR	2,919	68.78%	<div><div></div></div>	2,447	472	0
AGAINST	1,325	31.22%	<div><div></div></div>	1,174	151	0
Total Votes Cast	4,244	100.00%	<div><div></div></div>	3,621	623	0
Overvotes	0			0	0	0
Undervotes	51			45	6	0
Contest Totals	4,295			3,666	629	0

City Council, Place 1 - City of Melissa

Vote For 1

	TOTAL	VOTE %		Early Voting	Ballots By Mail	Limited Ballot
Shannon Sweat	325	44.83%	<div><div></div></div>	305	20	0
Preston Taylor	400	55.17%	<div><div></div></div>	394	6	0
Total Votes Cast	725	100.00%	<div><div></div></div>	699	26	0
Overvotes	0			0	0	0
Undervotes	17			14	3	0
Contest Totals	742			713	29	0

City Council, Place 3 - City of Melissa

Vote For 1




	TOTAL	VOTE %		Early Voting	Ballots By Mail	Limited Ballot
Emeka Eluka	290	41.19%	<div><div></div></div>	285	5	0
Dana Conklin	414	58.81%	<div><div></div></div>	396	18	0
Total Votes Cast	704	100.00%	<div><div></div></div>	681	23	0
Overvotes	0			0	0	0
Undervotes	38			32	6	0
Contest Totals	742			713	29	0

Summary Results Report
Joint General and Special Election
May 4th, 2024

UNOFFICIAL RESULTS
Early Voting
Collin County




Proposition A – City of Melissa

Vote For 1

	TOTAL	VOTE %		Early Voting	Ballots By Mail	Limited Ballot
FOR	584	80.89%		563	21	0
AGAINST	138	19.11%		132	6	0
Total Votes Cast	722	100.00%		695	27	0
Overvotes	0			0	0	0
Undervotes	20			18	2	0
Contest Totals	742			713	29	0




Proposition B – City of Melissa

Vote For 1

	TOTAL	VOTE %		Early Voting	Ballots By Mail	Limited Ballot
FOR	616	85.20%		592	24	0
AGAINST	107	14.80%		102	5	0
Total Votes Cast	723	100.00%		694	29	0
Overvotes	0			0	0	0
Undervotes	19			19	0	0
Contest Totals	742			713	29	0




Proposition C – City of Melissa

Vote For 1

	TOTAL	VOTE %		Early Voting	Ballots By Mail	Limited Ballot
FOR	293	40.64%		282	11	0
AGAINST	428	59.36%		412	16	0
Total Votes Cast	721	100.00%		694	27	0
Overvotes	0			0	0	0
Undervotes	21			19	2	0
Contest Totals	742			713	29	0



Proposition A – City of Nevada

Vote For 1

	TOTAL	VOTE %		Early Voting	Ballots By Mail	Limited Ballot
FOR	109	68.12%		108	1	0
AGAINST	51	31.88%		51	0	0
Total Votes Cast	160	100.00%		159	1	0
Overvotes	0			0	0	0
Undervotes	0			0	0	0
Contest Totals	160			159	1	0

Mayor - City of Parker

Vote For 1

	TOTAL	VOTE %		Early Voting	Ballots By Mail	Limited Ballot
Lee Pettie	196	100.00%		179	17	0
Total Votes Cast	196	100.00%		179	17	0
Overvotes	0			0	0	0
Undervotes	117			116	1	0
Contest Totals	313			295	18	0

Summary Results Report

Joint General and Special Election

May 4th, 2024

UNOFFICIAL RESULTS
Early Voting
Collin County

Councilmember-At-Large - City of Parker

Vote For 2

	TOTAL	VOTE %		Early Voting	Ballots By Mail	Limited Ballot
Dawn R. Hedlund	138	24.42%	<div><div></div></div>	130	8	0
Buddy Pilgrim	225	39.82%	<div><div></div></div>	215	10	0
Randy Kercho	161	28.50%	<div><div></div></div>	156	5	0
Aubree Marino	41	7.26%	<div><div></div></div>	35	6	0
Total Votes Cast	565	100.00%	<div><div></div></div>	536	29	0
Overvotes	0			0	0	0
Undervotes	61			54	7	0
Contest Totals	626			590	36	0

Member of Council, Place 1 – City of Sachse

Vote For 1

	TOTAL	VOTE %		Early Voting	Ballots By Mail	Limited Ballot
Atif Ahmed	127	38.48%	<div><div></div></div>	121	6	0
Brett Franks	203	61.52%	<div><div></div></div>	177	26	0
Total Votes Cast	330	100.00%	<div><div></div></div>	298	32	0
Overvotes	0			0	0	0
Undervotes	3			3	0	0
Contest Totals	333			301	32	0

Member of Council, Place 2 – City of Sachse

Vote For 1

	TOTAL	VOTE %		Early Voting	Ballots By Mail	Limited Ballot
Nisar Razvi	109	33.33%	<div><div></div></div>	107	2	0
Beau Hooten	35	10.70%	<div><div></div></div>	24	11	0
Michelle Howarth	183	55.96%	<div><div></div></div>	164	19	0
Total Votes Cast	327	100.00%	<div><div></div></div>	295	32	0
Overvotes	0			0	0	0
Undervotes	6			6	0	0
Contest Totals	333			301	32	0

Mayor – Town of St. Paul

Vote For 1

	TOTAL	VOTE %		Early Voting	Ballots By Mail	Limited Ballot
Kent Swaner	110	76.92%	<div><div></div></div>	101	9	0
David Thomas Gensler	33	23.08%	<div><div></div></div>	31	2	0
Total Votes Cast	143	100.00%	<div><div></div></div>	132	11	0
Overvotes	0			0	0	0
Undervotes	2			2	0	0
Contest Totals	145			134	11	0

Collin County Seal
Watermark Seal for Collin County.
Collin County Government

Summary Results Report
Joint General and Special Election
May 4th, 2024

UNOFFICIAL RESULTS
Early Voting
Collin County

Alderman, Place 3 – Town of St. Paul

Vote For 1

	TOTAL	VOTE %		Early Voting	Ballots By Mail	Limited Ballot
John Crowe	37	26.24%	<div><div></div></div>	32	5	0
Justin Graham	104	73.76%	<div><div></div></div>	100	4	0
Total Votes Cast	141	100.00%	<div><div></div></div>	132	9	0
Overvotes	0			0	0	0
Undervotes	4			2	2	0
Contest Totals	145			134	11	0

Alderman, Place 5 – Town of St. Paul

Vote For 1

	TOTAL	VOTE %		Early Voting	Ballots By Mail	Limited Ballot
Robert Simmons	95	100.00%	<div><div></div></div>	89	6	0
Total Votes Cast	95	100.00%	<div><div></div></div>	89	6	0
Overvotes	0			0	0	0
Undervotes	50			45	5	0
Contest Totals	145			134	11	0

Councilmember, Place 2 – City of Wylie

Vote For 1

	TOTAL	VOTE %		Early Voting	Ballots By Mail	Limited Ballot
Ahmed Abdelghani	512	32.28%	<div><div></div></div>	488	24	0
Dave Strang	1,074	67.72%	<div><div></div></div>	968	106	0
Total Votes Cast	1,586	100.00%	<div><div></div></div>	1,456	130	0
Overvotes	0			0	0	0
Undervotes	17			16	1	0
Contest Totals	1,603			1,472	131	0

Councilmember, Place 4 – City of Wylie

Vote For 1

	TOTAL	VOTE %		Early Voting	Ballots By Mail	Limited Ballot
Danish Aftab	480	30.40%	<div><div></div></div>	448	32	0
Scott Williams	1,099	69.60%	<div><div></div></div>	1,002	97	0
Total Votes Cast	1,579	100.00%	<div><div></div></div>	1,450	129	0
Overvotes	0			0	0	0
Undervotes	24			22	2	0
Contest Totals	1,603			1,472	131	0

Board of Trustees, Place 1 – Allen ISD

Vote For 1

	TOTAL	VOTE %		Early Voting	Ballots By Mail	Limited Ballot
Sarah Mitchell	3,007	75.33%	<div><div></div></div>	2,804	203	0
Shanna Coulter	985	24.67%	<div><div></div></div>	948	37	0
Total Votes Cast	3,992	100.00%	<div><div></div></div>	3,752	240	0
Overvotes	0			0	0	0
Undervotes	555			532	23	0
Contest Totals	4,547			4,284	263	0

Summary Results Report
Joint General and Special Election
May 4th, 2024

UNOFFICIAL RESULTS
Early Voting
Collin County

Board of Trustees, Place 2 – Allen ISD

Vote For 1

	TOTAL	VOTE %		Early Voting	Ballots By Mail	Limited Ballot
Veronica Yost	2,773	68.79%	<div><div></div></div>	2,605	168	0
Vatsa Ramanathan	1,258	31.21%	<div><div></div></div>	1,189	69	0
Total Votes Cast	4,031	100.00%	<div><div></div></div>	3,794	237	0
Overvotes	0			0	0	0
Undervotes	516			490	26	0
Contest Totals	4,547			4,284	263	0

Board of Trustees, Place 3 – Allen ISD

Vote For 1

	TOTAL	VOTE %		Early Voting	Ballots By Mail	Limited Ballot
Bill Pilcher	1,475	36.74%	<div><div></div></div>	1,395	80	0
John Holley	2,540	63.26%	<div><div></div></div>	2,377	163	0
Total Votes Cast	4,015	100.00%	<div><div></div></div>	3,772	243	0
Overvotes	0			0	0	0
Undervotes	532			512	20	0
Contest Totals	4,547			4,284	263	0

Board of Trustees, Place 2 – Anna ISD

Vote For 1

	TOTAL	VOTE %		Early Voting	Ballots By Mail	Limited Ballot
Jason Adams	1,062	100.00%	<div><div></div></div>	1,036	26	0
Total Votes Cast	1,062	100.00%	<div><div></div></div>	1,036	26	0
Overvotes	0			0	0	0
Undervotes	352			343	9	0
Contest Totals	1,414			1,379	35	0

Board of Trustees, Place 6 – Anna ISD

Vote For 1

	TOTAL	VOTE %		Early Voting	Ballots By Mail	Limited Ballot
Paul "Monty" Renfro	628	51.69%	<div><div></div></div>	620	8	0
Stephanie Dingle	587	48.31%	<div><div></div></div>	567	20	0
Total Votes Cast	1,215	100.00%	<div><div></div></div>	1,187	28	0
Overvotes	0			0	0	0
Undervotes	199			192	7	0
Contest Totals	1,414			1,379	35	0

Proposition A – Anna ISD

Vote For 1

	TOTAL	VOTE %		Early Voting	Ballots By Mail	Limited Ballot
FOR	614	43.67%	<div><div></div></div>	603	11	0
AGAINST	792	56.33%	<div><div></div></div>	769	23	0
Total Votes Cast	1,406	100.00%	<div><div></div></div>	1,372	34	0
Overvotes	0			0	0	0
Undervotes	8			7	1	0
Contest Totals	1,414			1,379	35	0

Summary Results Report
Joint General and Special Election
May 4th, 2024

UNOFFICIAL RESULTS
Early Voting
Collin County

Trustee, Place 1 – Blue Ridge ISD

Vote For 1

	TOTAL	VOTE %		Early Voting	Ballots By Mail	Limited Ballot
Lonnie Murphy	40	48.78%	<div><div></div></div>	35	5	0
Scott Cessna	42	51.22%	<div><div></div></div>	42	0	0
Total Votes Cast	82	100.00%	<div><div></div></div>	77	5	0
Overvotes	0			0	0	0
Undervotes	2			2	0	0
Contest Totals	84			79	5	0

Trustee, Place 2 – Blue Ridge ISD

Vote For 1

	TOTAL	VOTE %		Early Voting	Ballots By Mail	Limited Ballot
Matt Grier	68	100.00%	<div><div></div></div>	63	5	0
Total Votes Cast	68	100.00%	<div><div></div></div>	63	5	0
Overvotes	0			0	0	0
Undervotes	16			16	0	0
Contest Totals	84			79	5	0

Trustee, Place 5 – Blue Ridge ISD

Vote For 1

	TOTAL	VOTE %		Early Voting	Ballots By Mail	Limited Ballot
Kevin Dauster	64	100.00%	<div><div></div></div>	59	5	0
Total Votes Cast	64	100.00%	<div><div></div></div>	59	5	0
Overvotes	0			0	0	0
Undervotes	20			20	0	0
Contest Totals	84			79	5	0

Board of Trustees, Place 5 – Celina ISD

Vote For 1

	TOTAL	VOTE %		Early Voting	Ballots By Mail	Limited Ballot
Theresa Balsamo	819	100.00%	<div><div></div></div>	795	24	0
Total Votes Cast	819	100.00%	<div><div></div></div>	795	24	0
Overvotes	0			0	0	0
Undervotes	281			275	6	0
Contest Totals	1,100			1,070	30	0

Board of Trustees, Place 6 – Celina ISD

Vote For 1

	TOTAL	VOTE %		Early Voting	Ballots By Mail	Limited Ballot
Vicky Hogue	310	30.66%	<div><div></div></div>	299	11	0
Kelly Juergens	701	69.34%	<div><div></div></div>	683	18	0
Total Votes Cast	1,011	100.00%	<div><div></div></div>	982	29	0
Overvotes	0			0	0	0
Undervotes	89			88	1	0
Contest Totals	1,100			1,070	30	0

Summary Results Report
Joint General and Special Election
May 4th, 2024

UNOFFICIAL RESULTS
Early Voting
Collin County

Board of Trustees, Place 7 – Celina ISD

Vote For 1

	TOTAL	VOTE %		Early Voting	Ballots By Mail	Limited Ballot
Jarratt Calvert	833	100.00%	<div><div></div></div>	808	25	0
Total Votes Cast	833	100.00%	<div><div></div></div>	808	25	0
Overvotes	0			0	0	0
Undervotes	267			262	5	0
Contest Totals	1,100			1,070	30	0

Trustee, Place 2 – Community ISD

Vote For 1

	TOTAL	VOTE %		Early Voting	Ballots By Mail	Limited Ballot
Jessica R Foster	96	67.61%	<div><div></div></div>	83	13	0
Kris Zilberstein	46	32.39%	<div><div></div></div>	39	7	0
Total Votes Cast	142	100.00%	<div><div></div></div>	122	20	0
Overvotes	0			0	0	0
Undervotes	76			76	0	0
Contest Totals	218			198	20	0

Trustee, Place 7 – Community ISD

Vote For 1

	TOTAL	VOTE %		Early Voting	Ballots By Mail	Limited Ballot
Joshua Saenz	134	100.00%	<div><div></div></div>	114	20	0
Total Votes Cast	134	100.00%	<div><div></div></div>	114	20	0
Overvotes	0			0	0	0
Undervotes	84			84	0	0
Contest Totals	218			198	20	0

Proposition A – Farmersville ISD

Vote For 1

	TOTAL	VOTE %		Early Voting	Ballots By Mail	Limited Ballot
FOR	518	68.97%	<div><div></div></div>	506	12	0
AGAINST	233	31.03%	<div><div></div></div>	228	5	0
Total Votes Cast	751	100.00%	<div><div></div></div>	734	17	0
Overvotes	0			0	0	0
Undervotes	9			8	1	0
Contest Totals	760			742	18	0

Trustee, Place 6 – Frisco ISD

Vote For 1

	TOTAL	VOTE %		Early Voting	Ballots By Mail	Limited Ballot
Fred Kaiser	2,148	45.52%	<div><div></div></div>	1,939	209	0
Sherrie Salas	2,571	54.48%	<div><div></div></div>	2,417	154	0
Total Votes Cast	4,719	100.00%	<div><div></div></div>	4,356	363	0
Overvotes	0			0	0	0
Undervotes	683			640	43	0
Contest Totals	5,402			4,996	406	0

Summary Results Report
Joint General and Special Election
May 4th, 2024

UNOFFICIAL RESULTS
Early Voting
Collin County

Trustee, Place 7 – Frisco ISD

Vote For 1

	TOTAL	VOTE %		Early Voting	Ballots By Mail	Limited Ballot
Melanie Barrios - Jones	1,720	35.15%	<div><div></div></div>	1,562	158	0
Keith Maddox	3,173	64.85%	<div><div></div></div>	2,966	207	0
Total Votes Cast	4,893	100.00%	<div><div></div></div>	4,528	365	0
Overvotes	0			0	0	0
Undervotes	509			468	41	0
Contest Totals	5,402			4,996	406	0

School Board Trustee, Place 4 – Prosper ISD

Vote For 1

	TOTAL	VOTE %		Early Voting	Ballots By Mail	Limited Ballot
Bill Beavers	1,343	74.49%	<div><div></div></div>	1,260	83	0
Lanford Rodgers	460	25.51%	<div><div></div></div>	422	38	0
Total Votes Cast	1,803	100.00%	<div><div></div></div>	1,682	121	0
Overvotes	0			0	0	0
Undervotes	218			194	24	0
Contest Totals	2,021			1,876	145	0

School Board Trustee, Place 7 – Prosper ISD

Vote For 1

	TOTAL	VOTE %		Early Voting	Ballots By Mail	Limited Ballot
Kristin Meier	498	27.32%	<div><div></div></div>	455	43	0
David Webb	1,158	63.52%	<div><div></div></div>	1,096	62	0
Drew Wilborn	167	9.16%	<div><div></div></div>	151	16	0
Total Votes Cast	1,823	100.00%	<div><div></div></div>	1,702	121	0
Overvotes	0			0	0	0
Undervotes	198			174	24	0
Contest Totals	2,021			1,876	145	0

Board of Directors – Caddo Basin SUD

Vote For 4

	TOTAL	VOTE %		Early Voting	Ballots By Mail	Limited Ballot
Kenneth Pendergrass	61	24.50%	<div><div></div></div>	61	0	0
Elwood Jones	41	16.47%	<div><div></div></div>	40	1	0
Jerry Leinart	41	16.47%	<div><div></div></div>	40	1	0
James C (Charlie) Patterson	51	20.48%	<div><div></div></div>	50	1	0
Tommy Ellison	55	22.09%	<div><div></div></div>	54	1	0
Total Votes Cast	249	100.00%	<div><div></div></div>	245	4	0
Overvotes	0			0	0	0
Undervotes	475			463	12	0
Contest Totals	724			708	16	0

Summary Results Report
Joint General and Special Election
May 4th, 2024

UNOFFICIAL RESULTS
Early Voting
Collin County

Directors – Collin County MUD No. 1

Vote For 3

	TOTAL	VOTE %	Early Voting	Ballots By Mail	Limited Ballot
Brian Rolens	101	11.23%	100	1	0
S Craig Davis	56	6.23%	56	0	0
Jeremy L. Dabbert	75	8.34%	75	0	0
Miranda Stockhausen	196	21.80%	195	1	0
Johnny Moyer	215	23.92%	215	0	0
Jeff Miles	256	28.48%	252	4	0
Total Votes Cast	899	100.00%	893	6	0
Overvotes	0		0	0	0
Undervotes	238		229	9	0
Contest Totals	1,137		1,122	15	0

Directors – Collin County MUD No. 5

Vote For 3

	TOTAL	VOTE %	Early Voting	Ballots By Mail	Limited Ballot
Thomas Frierson	1	33.33%	1	0	0
Orlando Batista	1	33.33%	1	0	0
Justine Presby	1	33.33%	1	0	0
Total Votes Cast	3	100.00%	3	0	0
Overvotes	0		0	0	0
Undervotes	0		0	0	0
Contest Totals	3		3	0	0

Proposition A – Collin County MUD No. 5

Vote For 1

	TOTAL	VOTE %	Early Voting	Ballots By Mail	Limited Ballot
FOR	1	100.00%	1	0	0
AGAINST	0	0.00%	0	0	0
Total Votes Cast	1	100.00%	1	0	0
Overvotes	0		0	0	0
Undervotes	0		0	0	0
Contest Totals	1		1	0	0

Proposition B – Collin County MUD No. 5

Vote For 1

	TOTAL	VOTE %	Early Voting	Ballots By Mail	Limited Ballot
FOR	1	100.00%	1	0	0
AGAINST	0	0.00%	0	0	0
Total Votes Cast	1	100.00%	1	0	0
Overvotes	0		0	0	0
Undervotes	0		0	0	0
Contest Totals	1		1	0	0

Summary Results Report
Joint General and Special Election
May 4th, 2024

UNOFFICIAL RESULTS
Early Voting
Collin County

Proposition C – Collin County MUD No. 5
Vote For 1

	TOTAL	VOTE %		Early Voting	Ballots By Mail	Limited Ballot
FOR	1	100.00%	<div><div></div></div>	1	0	0
AGAINST	0	0.00%	<div><div></div></div>	0	0	0
Total Votes Cast	1	100.00%	<div><div></div></div>	1	0	0
Overvotes	0			0	0	0
Undervotes	0			0	0	0
Contest Totals	1			1	0	0

Proposition D – Collin County MUD No. 5
Vote For 1

	TOTAL	VOTE %		Early Voting	Ballots By Mail	Limited Ballot
FOR	1	100.00%	<div><div></div></div>	1	0	0
AGAINST	0	0.00%	<div><div></div></div>	0	0	0
Total Votes Cast	1	100.00%	<div><div></div></div>	1	0	0
Overvotes	0			0	0	0
Undervotes	0			0	0	0
Contest Totals	1			1	0	0

Director – McKinney MUD No. 1
Vote For 1

	TOTAL	VOTE %		Early Voting	Ballots By Mail	Limited Ballot
David Johnston	63	80.77%	<div><div></div></div>	58	5	0
Monyca Brown	15	19.23%	<div><div></div></div>	14	1	0
Total Votes Cast	78	100.00%	<div><div></div></div>	72	6	0
Overvotes	0			0	0	0
Undervotes	0			0	0	0
Contest Totals	78			72	6	0

Collin County Seal
Watermark Seal for Collin County.
Collin County Government