

Summary Results Report
Joint General and Special Election
May 4, 2024

SOVC
FINAL
COLLIN COUNTY

PCT 001

Proposition A – City of McKinney

Vote For 1

	TOTAL	VOTE %		Election Day	Early Voting	Ballots By Mail	Provision al	Limited Ballot
FOR	136	66.34%	<div><div></div></div>	51	76	9	0	0
AGAINST	69	33.66%	<div><div></div></div>	24	42	3	0	0
Total Votes Cast	205	100.00%	<div><div></div></div>	75	118	12	0	0
Overvotes	0			0	0	0	0	0
Undervotes	2			1	1	0	0	0
Contest Totals	207			76	119	12	0	0

Proposition B – City of McKinney

Vote For 1

	TOTAL	VOTE %		Election Day	Early Voting	Ballots By Mail	Provision al	Limited Ballot
FOR	123	59.71%	<div><div></div></div>	47	68	8	0	0
AGAINST	83	40.29%	<div><div></div></div>	29	51	3	0	0
Total Votes Cast	206	100.00%	<div><div></div></div>	76	119	11	0	0
Overvotes	0			0	0	0	0	0
Undervotes	1			0	0	1	0	0
Contest Totals	207			76	119	12	0	0

Proposition C – City of McKinney

Vote For 1

	TOTAL	VOTE %		Election Day	Early Voting	Ballots By Mail	Provision al	Limited Ballot
FOR	131	63.90%	<div><div></div></div>	47	74	10	0	0
AGAINST	74	36.10%	<div><div></div></div>	27	45	2	0	0
Total Votes Cast	205	100.00%	<div><div></div></div>	74	119	12	0	0
Overvotes	0			0	0	0	0	0
Undervotes	2			2	0	0	0	0
Contest Totals	207			76	119	12	0	0

Proposition D – City of McKinney

Vote For 1

	TOTAL	VOTE %		Election Day	Early Voting	Ballots By Mail	Provision al	Limited Ballot
FOR	147	71.36%	<div><div></div></div>	58	77	12	0	0
AGAINST	59	28.64%	<div><div></div></div>	17	42	0	0	0
Total Votes Cast	206	100.00%	<div><div></div></div>	75	119	12	0	0
Overvotes	0			0	0	0	0	0
Undervotes	1			1	0	0	0	0
Contest Totals	207			76	119	12	0	0

PCT 001

Proposition E – City of McKinney								
Vote For 1								
	TOTAL	VOTE %		Election Day	Early Voting	Ballots By Mail	Provision al	Limited Ballot
FOR	159	76.81%	<div><div></div></div>	57	91	11	0	0
AGAINST	48	23.19%	<div><div></div></div>	19	28	1	0	0
Total Votes Cast	207	100.00%	<div><div></div></div>	76	119	12	0	0
Overvotes	0			0	0	0	0	0
Undervotes	0			0	0	0	0	0
Contest Totals	207			76	119	12	0	0

Summary Results Report
Joint General and Special Election
May 4, 2024

SOVC
FINAL
COLLIN COUNTY

PCT 002

Proposition A – City of McKinney

Vote For 1

	TOTAL	VOTE %		Election Day	Early Voting	Ballots By Mail	Provision al	Limited Ballot
FOR	104	56.22%	<div><div></div></div>	36	49	19	0	0
AGAINST	81	43.78%	<div><div></div></div>	32	45	4	0	0
Total Votes Cast	185	100.00%	<div><div></div></div>	68	94	23	0	0
Overvotes	0			0	0	0	0	0
Undervotes	0			0	0	0	0	0
Contest Totals	185			68	94	23	0	0

Proposition B – City of McKinney

Vote For 1

	TOTAL	VOTE %		Election Day	Early Voting	Ballots By Mail	Provision al	Limited Ballot
FOR	76	41.08%	<div><div></div></div>	26	40	10	0	0
AGAINST	109	58.92%	<div><div></div></div>	42	54	13	0	0
Total Votes Cast	185	100.00%	<div><div></div></div>	68	94	23	0	0
Overvotes	0			0	0	0	0	0
Undervotes	0			0	0	0	0	0
Contest Totals	185			68	94	23	0	0

Proposition C – City of McKinney

Vote For 1

	TOTAL	VOTE %		Election Day	Early Voting	Ballots By Mail	Provision al	Limited Ballot
FOR	87	47.03%	<div><div></div></div>	29	45	13	0	0
AGAINST	98	52.97%	<div><div></div></div>	39	49	10	0	0
Total Votes Cast	185	100.00%	<div><div></div></div>	68	94	23	0	0
Overvotes	0			0	0	0	0	0
Undervotes	0			0	0	0	0	0
Contest Totals	185			68	94	23	0	0

Proposition D – City of McKinney

Vote For 1

	TOTAL	VOTE %		Election Day	Early Voting	Ballots By Mail	Provision al	Limited Ballot
FOR	116	62.70%	<div><div></div></div>	43	55	18	0	0
AGAINST	69	37.30%	<div><div></div></div>	25	39	5	0	0
Total Votes Cast	185	100.00%	<div><div></div></div>	68	94	23	0	0
Overvotes	0			0	0	0	0	0
Undervotes	0			0	0	0	0	0
Contest Totals	185			68	94	23	0	0

PCT 002

Proposition E – City of McKinney								
Vote For 1								
	TOTAL	VOTE %		Election Day	Early Voting	Ballots By Mail	Provision al	Limited Ballot
FOR	120	64.86%	<div><div></div></div>	47	54	19	0	0
AGAINST	65	35.14%	<div><div></div></div>	21	40	4	0	0
Total Votes Cast	185	100.00%	<div><div></div></div>	68	94	23	0	0
Overvotes	0			0	0	0	0	0
Undervotes	0			0	0	0	0	0
Contest Totals	185			68	94	23	0	0

Summary Results Report
Joint General and Special Election
May 4, 2024

SOVC
FINAL
COLLIN COUNTY

PCT 003

Proposition A – City of McKinney

Vote For 1

	TOTAL	VOTE %		Election Day	Early Voting	Ballots By Mail	Provision al	Limited Ballot
FOR	42	64.62%	<div><div></div></div>	13	22	7	0	0
AGAINST	23	35.38%	<div><div></div></div>	10	9	4	0	0
Total Votes Cast	65	100.00%	<div><div></div></div>	23	31	11	0	0
Overvotes	0			0	0	0	0	0
Undervotes	0			0	0	0	0	0
Contest Totals	65			23	31	11	0	0

Proposition B – City of McKinney

Vote For 1

	TOTAL	VOTE %		Election Day	Early Voting	Ballots By Mail	Provision al	Limited Ballot
FOR	25	39.06%	<div><div></div></div>	9	13	3	0	0
AGAINST	39	60.94%	<div><div></div></div>	14	17	8	0	0
Total Votes Cast	64	100.00%	<div><div></div></div>	23	30	11	0	0
Overvotes	0			0	0	0	0	0
Undervotes	1			0	1	0	0	0
Contest Totals	65			23	31	11	0	0

Proposition C – City of McKinney

Vote For 1

	TOTAL	VOTE %		Election Day	Early Voting	Ballots By Mail	Provision al	Limited Ballot
FOR	36	56.25%	<div><div></div></div>	14	18	4	0	0
AGAINST	28	43.75%	<div><div></div></div>	9	12	7	0	0
Total Votes Cast	64	100.00%	<div><div></div></div>	23	30	11	0	0
Overvotes	0			0	0	0	0	0
Undervotes	1			0	1	0	0	0
Contest Totals	65			23	31	11	0	0

Proposition D – City of McKinney

Vote For 1

	TOTAL	VOTE %		Election Day	Early Voting	Ballots By Mail	Provision al	Limited Ballot
FOR	40	62.50%	<div><div></div></div>	11	22	7	0	0
AGAINST	24	37.50%	<div><div></div></div>	12	8	4	0	0
Total Votes Cast	64	100.00%	<div><div></div></div>	23	30	11	0	0
Overvotes	0			0	0	0	0	0
Undervotes	1			0	1	0	0	0
Contest Totals	65			23	31	11	0	0

PCT 003

Proposition E – City of McKinney
Vote For 1

	TOTAL	VOTE %		Election Day	Early Voting	Ballots By Mail	Provision al	Limited Ballot
FOR	48	73.85%	<div><div></div></div>	16	24	8	0	0
AGAINST	17	26.15%	<div><div></div></div>	7	7	3	0	0
Total Votes Cast	65	100.00%	<div><div></div></div>	23	31	11	0	0
Overvotes	0			0	0	0	0	0
Undervotes	0			0	0	0	0	0
Contest Totals	65			23	31	11	0	0

Summary Results Report
Joint General and Special Election
May 4, 2024

SOVC
FINAL
COLLIN COUNTY

PCT 004

Proposition A – City of McKinney

Vote For 1

	TOTAL	VOTE %		Election Day	Early Voting	Ballots By Mail	Provision al	Limited Ballot
FOR	24	63.16%	<div><div></div></div>	10	12	2	0	0
AGAINST	14	36.84%	<div><div></div></div>	2	10	2	0	0
Total Votes Cast	38	100.00%	<div><div></div></div>	12	22	4	0	0
Overvotes	0			0	0	0	0	0
Undervotes	0			0	0	0	0	0
Contest Totals	38			12	22	4	0	0

Proposition B – City of McKinney

Vote For 1

	TOTAL	VOTE %		Election Day	Early Voting	Ballots By Mail	Provision al	Limited Ballot
FOR	14	36.84%	<div><div></div></div>	5	7	2	0	0
AGAINST	24	63.16%	<div><div></div></div>	7	15	2	0	0
Total Votes Cast	38	100.00%	<div><div></div></div>	12	22	4	0	0
Overvotes	0			0	0	0	0	0
Undervotes	0			0	0	0	0	0
Contest Totals	38			12	22	4	0	0

Proposition C – City of McKinney

Vote For 1

	TOTAL	VOTE %		Election Day	Early Voting	Ballots By Mail	Provision al	Limited Ballot
FOR	18	47.37%	<div><div></div></div>	6	10	2	0	0
AGAINST	20	52.63%	<div><div></div></div>	6	12	2	0	0
Total Votes Cast	38	100.00%	<div><div></div></div>	12	22	4	0	0
Overvotes	0			0	0	0	0	0
Undervotes	0			0	0	0	0	0
Contest Totals	38			12	22	4	0	0

Proposition D – City of McKinney

Vote For 1

	TOTAL	VOTE %		Election Day	Early Voting	Ballots By Mail	Provision al	Limited Ballot
FOR	17	44.74%	<div><div></div></div>	6	9	2	0	0
AGAINST	21	55.26%	<div><div></div></div>	6	13	2	0	0
Total Votes Cast	38	100.00%	<div><div></div></div>	12	22	4	0	0
Overvotes	0			0	0	0	0	0
Undervotes	0			0	0	0	0	0
Contest Totals	38			12	22	4	0	0

Summary Results Report
Joint General and Special Election
May 4, 2024

SOVC
FINAL
COLLIN COUNTY

PCT 004

Proposition E – City of McKinney

Vote For 1

	TOTAL	VOTE %		Election Day	Early Voting	Ballots By Mail	Provision al	Limited Ballot
FOR	22	57.89%	<div><div></div></div>	8	12	2	0	0
AGAINST	16	42.11%	<div><div></div></div>	4	10	2	0	0
Total Votes Cast	38	100.00%	<div><div></div></div>	12	22	4	0	0
Overvotes	0			0	0	0	0	0
Undervotes	0			0	0	0	0	0
Contest Totals	38			12	22	4	0	0

City Council, Place 1 - City of Melissa

Vote For 1

	TOTAL	VOTE %		Election Day	Early Voting	Ballots By Mail	Provision al	Limited Ballot
Shannon Sweat	0			0	0	0	0	0
Preston Taylor	0			0	0	0	0	0
Total Votes Cast	0			0	0	0	0	0
Overvotes	0			0	0	0	0	0
Undervotes	0			0	0	0	0	0
Contest Totals	0			0	0	0	0	0

City Council, Place 3 - City of Melissa

Vote For 1

	TOTAL	VOTE %		Election Day	Early Voting	Ballots By Mail	Provision al	Limited Ballot
Emeka Eluka	0			0	0	0	0	0
Dana Conklin	0			0	0	0	0	0
Total Votes Cast	0			0	0	0	0	0
Overvotes	0			0	0	0	0	0
Undervotes	0			0	0	0	0	0
Contest Totals	0			0	0	0	0	0

Proposition A – City of Melissa

Vote For 1

	TOTAL	VOTE %		Election Day	Early Voting	Ballots By Mail	Provision al	Limited Ballot
FOR	0			0	0	0	0	0
AGAINST	0			0	0	0	0	0
Total Votes Cast	0			0	0	0	0	0
Overvotes	0			0	0	0	0	0
Undervotes	0			0	0	0	0	0
Contest Totals	0			0	0	0	0	0

Summary Results Report
Joint General and Special Election
May 4, 2024

SOVC
FINAL
COLLIN COUNTY

PCT 004

Proposition B – City of Melissa

Vote For 1

	TOTAL	VOTE %	Election Day	Early Voting	Ballots By Mail	Provision al	Limited Ballot
FOR	0		0	0	0	0	0
AGAINST	0		0	0	0	0	0
Total Votes Cast	0		0	0	0	0	0
Overvotes	0		0	0	0	0	0
Undervotes	0		0	0	0	0	0
Contest Totals	0		0	0	0	0	0

Proposition C – City of Melissa

Vote For 1

	TOTAL	VOTE %	Election Day	Early Voting	Ballots By Mail	Provision al	Limited Ballot
FOR	0		0	0	0	0	0
AGAINST	0		0	0	0	0	0
Total Votes Cast	0		0	0	0	0	0
Overvotes	0		0	0	0	0	0
Undervotes	0		0	0	0	0	0
Contest Totals	0		0	0	0	0	0

Trustee, Place 1 – Blue Ridge ISD

Vote For 1

	TOTAL	VOTE %	Election Day	Early Voting	Ballots By Mail	Provision al	Limited Ballot
Lonnie Murphy	0		0	0	0	0	0
Scott Cessna	0		0	0	0	0	0
Total Votes Cast	0		0	0	0	0	0
Overvotes	0		0	0	0	0	0
Undervotes	0		0	0	0	0	0
Contest Totals	0		0	0	0	0	0

Trustee, Place 2 – Blue Ridge ISD

Vote For 1

	TOTAL	VOTE %	Election Day	Early Voting	Ballots By Mail	Provision al	Limited Ballot
Matt Grier	0		0	0	0	0	0
Total Votes Cast	0		0	0	0	0	0
Overvotes	0		0	0	0	0	0
Undervotes	0		0	0	0	0	0
Contest Totals	0		0	0	0	0	0

PCT 004

Trustee, Place 5 – Blue Ridge ISD						
Vote For 1						
	TOTAL	VOTE %	Election Day	Early Voting	Ballots By Mail	Provision al Limited Ballot
Kevin Dauster	0		0	0	0	0
Total Votes Cast	0		0	0	0	0
Overvotes	0		0	0	0	0
Undervotes	0		0	0	0	0
Contest Totals	0		0	0	0	0

Summary Results Report
Joint General and Special Election
May 4, 2024

SOVC
FINAL
COLLIN COUNTY

PCT 005

Councilmember, Place No. 1 - City of Allen

Vote For 1

	TOTAL	VOTE %		Election Day	Early Voting	Ballots By Mail	Provisional	Limited Ballot
Mike Schaeffer	79	64.23%	<div><div></div></div>	19	57	3	0	0
Dave Scott	40	32.52%	<div><div></div></div>	5	34	1	0	0
Esrar Razvi	4	3.25%	<div><div></div></div>	0	4	0	0	0
Total Votes Cast	123	100.00%	<div><div></div></div>	24	95	4	0	0
Overvotes	0			0	0	0	0	0
Undervotes	0			0	0	0	0	0
Contest Totals	123			24	95	4	0	0

Councilmember, Place No. 3 - City of Allen

Vote For 1

	TOTAL	VOTE %		Election Day	Early Voting	Ballots By Mail	Provisional	Limited Ballot
Dave Cornette	55	45.08%	<div><div></div></div>	9	45	1	0	0
Ken Cook	63	51.64%	<div><div></div></div>	13	47	3	0	0
Saad Hamid	4	3.28%	<div><div></div></div>	1	3	0	0	0
Total Votes Cast	122	100.00%	<div><div></div></div>	23	95	4	0	0
Overvotes	0			0	0	0	0	0
Undervotes	1			1	0	0	0	0
Contest Totals	123			24	95	4	0	0

Councilmember, Place No. 5 - City of Allen

Vote For 1

	TOTAL	VOTE %		Election Day	Early Voting	Ballots By Mail	Provisional	Limited Ballot
Dave Shafer	52	42.62%	<div><div></div></div>	9	41	2	0	0
Zeeshan Naseh	7	5.74%	<div><div></div></div>	1	6	0	0	0
Walter Merrill	1	0.82%	<div><div></div></div>	0	1	0	0	0
Carl Clemencich	62	50.82%	<div><div></div></div>	13	47	2	0	0
Total Votes Cast	122	100.00%	<div><div></div></div>	23	95	4	0	0
Overvotes	0			0	0	0	0	0
Undervotes	1			1	0	0	0	0
Contest Totals	123			24	95	4	0	0

Board of Trustees, Place 1 – Allen ISD

Vote For 1

	TOTAL	VOTE %		Election Day	Early Voting	Ballots By Mail	Provisional	Limited Ballot
Sarah Mitchell	75	67.57%	<div><div></div></div>	19	52	4	0	0
Shanna Coulter	36	32.43%	<div><div></div></div>	4	32	0	0	0
Total Votes Cast	111	100.00%	<div><div></div></div>	23	84	4	0	0
Overvotes	0			0	0	0	0	0
Undervotes	12			1	11	0	0	0
Contest Totals	123			24	95	4	0	0

PCT 005

Board of Trustees, Place 2 – Allen ISD
Vote For 1

	TOTAL	VOTE %		Election Day	Early Voting	Ballots By Mail	Provision al	Limited Ballot
Veronica Yost	93	84.55%	<div><div></div></div>	20	69	4	0	0
Vatsa Ramanathan	17	15.45%	<div><div></div></div>	4	13	0	0	0
Total Votes Cast	110	100.00%	<div><div></div></div>	24	82	4	0	0
Overvotes	0			0	0	0	0	0
Undervotes	13			0	13	0	0	0
Contest Totals	123			24	95	4	0	0

Board of Trustees, Place 3 – Allen ISD
Vote For 1

	TOTAL	VOTE %		Election Day	Early Voting	Ballots By Mail	Provision al	Limited Ballot
Bill Pilcher	35	30.17%	<div><div></div></div>	8	26	1	0	0
John Holley	81	69.83%	<div><div></div></div>	15	63	3	0	0
Total Votes Cast	116	100.00%	<div><div></div></div>	23	89	4	0	0
Overvotes	0			0	0	0	0	0
Undervotes	7			1	6	0	0	0
Contest Totals	123			24	95	4	0	0

Summary Results Report
Joint General and Special Election
May 4, 2024

SOVC
FINAL
COLLIN COUNTY

PCT 006

Councilmember, Place No. 1 - City of Allen

Vote For 1

	TOTAL	VOTE %		Election Day	Early Voting	Ballots By Mail	Provisional	Limited Ballot
Mike Schaeffer	49	46.67%	<div><div></div></div>	13	36	0	0	0
Dave Scott	30	28.57%	<div><div></div></div>	10	19	1	0	0
Esrar Razvi	26	24.76%	<div><div></div></div>	8	17	1	0	0
Total Votes Cast	105	100.00%	<div><div></div></div>	31	72	2	0	0
Overvotes	0			0	0	0	0	0
Undervotes	1			1	0	0	0	0
Contest Totals	106			32	72	2	0	0

Councilmember, Place No. 3 - City of Allen

Vote For 1

	TOTAL	VOTE %		Election Day	Early Voting	Ballots By Mail	Provisional	Limited Ballot
Dave Cornette	37	34.91%	<div><div></div></div>	11	26	0	0	0
Ken Cook	37	34.91%	<div><div></div></div>	10	26	1	0	0
Saad Hamid	32	30.19%	<div><div></div></div>	11	20	1	0	0
Total Votes Cast	106	100.00%	<div><div></div></div>	32	72	2	0	0
Overvotes	0			0	0	0	0	0
Undervotes	0			0	0	0	0	0
Contest Totals	106			32	72	2	0	0

Councilmember, Place No. 5 - City of Allen

Vote For 1

	TOTAL	VOTE %		Election Day	Early Voting	Ballots By Mail	Provisional	Limited Ballot
Dave Shafer	32	31.07%	<div><div></div></div>	11	21	0	0	0
Zeeshan Naseh	23	22.33%	<div><div></div></div>	8	14	1	0	0
Walter Merrill	8	7.77%	<div><div></div></div>	2	6	0	0	0
Carl Clemencich	40	38.84%	<div><div></div></div>	9	30	1	0	0
Total Votes Cast	103	100.00%	<div><div></div></div>	30	71	2	0	0
Overvotes	0			0	0	0	0	0
Undervotes	3			2	1	0	0	0
Contest Totals	106			32	72	2	0	0

Board of Trustees, Place 1 – Allen ISD

Vote For 1

	TOTAL	VOTE %		Election Day	Early Voting	Ballots By Mail	Provisional	Limited Ballot
Sarah Mitchell	66	71.74%	<div><div></div></div>	22	44	0	0	0
Shanna Coulter	26	28.26%	<div><div></div></div>	5	19	2	0	0
Total Votes Cast	92	100.00%	<div><div></div></div>	27	63	2	0	0
Overvotes	0			0	0	0	0	0
Undervotes	14			5	9	0	0	0
Contest Totals	106			32	72	2	0	0

PCT 006

Board of Trustees, Place 2 – Allen ISD
Vote For 1

	TOTAL	VOTE %		Election Day	Early Voting	Ballots By Mail	Provision al	Limited Ballot
Veronica Yost	64	65.98%	<div><div></div></div>	17	45	2	0	0
Vatsa Ramanathan	33	34.02%	<div><div></div></div>	11	22	0	0	0
Total Votes Cast	97	100.00%	<div><div></div></div>	28	67	2	0	0
Overvotes	0			0	0	0	0	0
Undervotes	9			4	5	0	0	0
Contest Totals	106			32	72	2	0	0

Board of Trustees, Place 3 – Allen ISD
Vote For 1

	TOTAL	VOTE %		Election Day	Early Voting	Ballots By Mail	Provision al	Limited Ballot
Bill Pilcher	31	33.70%	<div><div></div></div>	8	22	1	0	0
John Holley	61	66.30%	<div><div></div></div>	17	43	1	0	0
Total Votes Cast	92	100.00%	<div><div></div></div>	25	65	2	0	0
Overvotes	0			0	0	0	0	0
Undervotes	14			7	7	0	0	0
Contest Totals	106			32	72	2	0	0

Summary Results Report
Joint General and Special Election
May 4, 2024

SOVC
FINAL
COLLIN COUNTY

PCT 007

Councilmember, Place No. 1 - City of Allen

Vote For 1

	TOTAL	VOTE %		Election Day	Early Voting	Ballots By Mail	Provisional	Limited Ballot
Mike Schaeffer	60	54.55%	<div><div></div></div>	11	49	0	0	0
Dave Scott	36	32.73%	<div><div></div></div>	3	29	4	0	0
Esrar Razvi	14	12.73%	<div><div></div></div>	7	7	0	0	0
Total Votes Cast	110	100.00%	<div><div></div></div>	21	85	4	0	0
Overvotes	0			0	0	0	0	0
Undervotes	0			0	0	0	0	0
Contest Totals	110			21	85	4	0	0

Councilmember, Place No. 3 - City of Allen

Vote For 1

	TOTAL	VOTE %		Election Day	Early Voting	Ballots By Mail	Provisional	Limited Ballot
Dave Cornette	41	37.27%	<div><div></div></div>	8	32	1	0	0
Ken Cook	56	50.91%	<div><div></div></div>	6	47	3	0	0
Saad Hamid	13	11.82%	<div><div></div></div>	7	6	0	0	0
Total Votes Cast	110	100.00%	<div><div></div></div>	21	85	4	0	0
Overvotes	0			0	0	0	0	0
Undervotes	0			0	0	0	0	0
Contest Totals	110			21	85	4	0	0

Councilmember, Place No. 5 - City of Allen

Vote For 1

	TOTAL	VOTE %		Election Day	Early Voting	Ballots By Mail	Provisional	Limited Ballot
Dave Shafer	37	33.64%	<div><div></div></div>	8	28	1	0	0
Zeeshan Naseh	14	12.73%	<div><div></div></div>	8	6	0	0	0
Walter Merrill	6	5.45%	<div><div></div></div>	1	2	3	0	0
Carl Clemencich	53	48.18%	<div><div></div></div>	4	49	0	0	0
Total Votes Cast	110	100.00%	<div><div></div></div>	21	85	4	0	0
Overvotes	0			0	0	0	0	0
Undervotes	0			0	0	0	0	0
Contest Totals	110			21	85	4	0	0

Board of Trustees, Place 1 – Allen ISD

Vote For 1

	TOTAL	VOTE %		Election Day	Early Voting	Ballots By Mail	Provisional	Limited Ballot
Sarah Mitchell	72	76.60%	<div><div></div></div>	15	54	3	0	0
Shanna Coulter	22	23.40%	<div><div></div></div>	0	21	1	0	0
Total Votes Cast	94	100.00%	<div><div></div></div>	15	75	4	0	0
Overvotes	0			0	0	0	0	0
Undervotes	16			6	10	0	0	0
Contest Totals	110			21	85	4	0	0

PCT 007

Board of Trustees, Place 2 – Allen ISD								
Vote For 1								
	TOTAL	VOTE %		Election Day	Early Voting	Ballots By Mail	Provisional	Limited Ballot
Veronica Yost	60	63.83%	<div><div></div></div>	8	48	4	0	0
Vatsa Ramanathan	34	36.17%	<div><div></div></div>	8	26	0	0	0
Total Votes Cast	94	100.00%	<div><div></div></div>	16	74	4	0	0
Overvotes	0			0	0	0	0	0
Undervotes	16			5	11	0	0	0
Contest Totals	110			21	85	4	0	0

Board of Trustees, Place 3 – Allen ISD								
Vote For 1								
	TOTAL	VOTE %		Election Day	Early Voting	Ballots By Mail	Provisional	Limited Ballot
Bill Pilcher	33	36.67%	<div><div></div></div>	7	26	0	0	0
John Holley	57	63.33%	<div><div></div></div>	7	46	4	0	0
Total Votes Cast	90	100.00%	<div><div></div></div>	14	72	4	0	0
Overvotes	0			0	0	0	0	0
Undervotes	20			7	13	0	0	0
Contest Totals	110			21	85	4	0	0

PCT 009

Proposition A – City of McKinney
Vote For 1

	TOTAL	VOTE %		Election Day	Early Voting	Ballots By Mail	Provision al	Limited Ballot
FOR	0	0.00%	<div></div>	0	0	0	0	0
AGAINST	1	100.00%	<div></div>	1	0	0	0	0
Total Votes Cast	1	100.00%	<div></div>	1	0	0	0	0
Overvotes	0			0	0	0	0	0
Undervotes	0			0	0	0	0	0
Contest Totals	1			1	0	0	0	0

Proposition B – City of McKinney
Vote For 1

	TOTAL	VOTE %		Election Day	Early Voting	Ballots By Mail	Provision al	Limited Ballot
FOR	0	0.00%	<div></div>	0	0	0	0	0
AGAINST	1	100.00%	<div></div>	1	0	0	0	0
Total Votes Cast	1	100.00%	<div></div>	1	0	0	0	0
Overvotes	0			0	0	0	0	0
Undervotes	0			0	0	0	0	0
Contest Totals	1			1	0	0	0	0

Proposition C – City of McKinney
Vote For 1

	TOTAL	VOTE %		Election Day	Early Voting	Ballots By Mail	Provision al	Limited Ballot
FOR	0	0.00%	<div></div>	0	0	0	0	0
AGAINST	1	100.00%	<div></div>	1	0	0	0	0
Total Votes Cast	1	100.00%	<div></div>	1	0	0	0	0
Overvotes	0			0	0	0	0	0
Undervotes	0			0	0	0	0	0
Contest Totals	1			1	0	0	0	0

Proposition D – City of McKinney
Vote For 1

	TOTAL	VOTE %		Election Day	Early Voting	Ballots By Mail	Provision al	Limited Ballot
FOR	0	0.00%	<div></div>	0	0	0	0	0
AGAINST	1	100.00%	<div></div>	1	0	0	0	0
Total Votes Cast	1	100.00%	<div></div>	1	0	0	0	0
Overvotes	0			0	0	0	0	0
Undervotes	0			0	0	0	0	0
Contest Totals	1			1	0	0	0	0

PCT 009

Proposition E – City of McKinney								
Vote For 1								
	TOTAL	VOTE %		Election Day	Early Voting	Ballots By Mail	Provision al	Limited Ballot
FOR	0	0.00%	<div></div>	0	0	0	0	0
AGAINST	1	100.00%	<div></div>	1	0	0	0	0
Total Votes Cast	1	100.00%	<div></div>	1	0	0	0	0
Overvotes	0			0	0	0	0	0
Undervotes	0			0	0	0	0	0
Contest Totals	1			1	0	0	0	0

Summary Results Report
Joint General and Special Election
May 4, 2024

SOVC
FINAL
COLLIN COUNTY

PCT 010

Trustee, Place 1 – Blue Ridge ISD

Vote For 1

	TOTAL	VOTE %		Election Day	Early Voting	Ballots By Mail	Provision al	Limited Ballot
Lonnie Murphy	4	80.00%	<div><div></div></div>	1	3	0	0	0
Scott Cessna	1	20.00%	<div><div></div></div>	1	0	0	0	0
Total Votes Cast	5	100.00%	<div><div></div></div>	2	3	0	0	0
Overvotes	0			0	0	0	0	0
Undervotes	0			0	0	0	0	0
Contest Totals	5			2	3	0	0	0

Trustee, Place 2 – Blue Ridge ISD

Vote For 1

	TOTAL	VOTE %		Election Day	Early Voting	Ballots By Mail	Provision al	Limited Ballot
Matt Grier	3	100.00%	<div><div></div></div>	1	2	0	0	0
Total Votes Cast	3	100.00%	<div><div></div></div>	1	2	0	0	0
Overvotes	0			0	0	0	0	0
Undervotes	2			1	1	0	0	0
Contest Totals	5			2	3	0	0	0

Trustee, Place 5 – Blue Ridge ISD

Vote For 1

	TOTAL	VOTE %		Election Day	Early Voting	Ballots By Mail	Provision al	Limited Ballot
Kevin Dauster	3	100.00%	<div><div></div></div>	1	2	0	0	0
Total Votes Cast	3	100.00%	<div><div></div></div>	1	2	0	0	0
Overvotes	0			0	0	0	0	0
Undervotes	2			1	1	0	0	0
Contest Totals	5			2	3	0	0	0

Proposition A – Farmersville ISD

Vote For 1

	TOTAL	VOTE %		Election Day	Early Voting	Ballots By Mail	Provision al	Limited Ballot
FOR	15	83.33%	<div><div></div></div>	5	8	2	0	0
AGAINST	3	16.67%	<div><div></div></div>	1	2	0	0	0
Total Votes Cast	18	100.00%	<div><div></div></div>	6	10	2	0	0
Overvotes	0			0	0	0	0	0
Undervotes	0			0	0	0	0	0
Contest Totals	18			6	10	2	0	0

PCT 011

Mayor - City of Farmersville
Vote For 1

	TOTAL	VOTE %		Election Day	Early Voting	Ballots By Mail	Provision al	Limited Ballot
Craig Overstreet	349	55.75%	<div><div></div></div>	102	242	4	1	0
Bryon Wiebold	277	44.25%	<div><div></div></div>	102	171	4	0	0
Total Votes Cast	626	100.00%	<div><div></div></div>	204	413	8	1	0
Overvotes	0			0	0	0	0	0
Undervotes	10			3	7	0	0	0
Contest Totals	636			207	420	8	1	0

Councilmember, Place 4 - City of Farmersville
Vote For 1

	TOTAL	VOTE %		Election Day	Early Voting	Ballots By Mail	Provision al	Limited Ballot
Mike Henry	431	100.00%	<div><div></div></div>	132	292	6	1	0
Total Votes Cast	431	100.00%	<div><div></div></div>	132	292	6	1	0
Overvotes	0			0	0	0	0	0
Undervotes	205			75	128	2	0	0
Contest Totals	636			207	420	8	1	0

Trustee, Place 2 – Community ISD
Vote For 1

	TOTAL	VOTE %		Election Day	Early Voting	Ballots By Mail	Provision al	Limited Ballot
Jessica R Foster	0			0	0	0	0	0
Kris Zilberstein	0			0	0	0	0	0
Total Votes Cast	0			0	0	0	0	0
Overvotes	0			0	0	0	0	0
Undervotes	0			0	0	0	0	0
Contest Totals	0			0	0	0	0	0

Trustee, Place 7 – Community ISD
Vote For 1

	TOTAL	VOTE %		Election Day	Early Voting	Ballots By Mail	Provision al	Limited Ballot
Joshua Saenz	0			0	0	0	0	0
Total Votes Cast	0			0	0	0	0	0
Overvotes	0			0	0	0	0	0
Undervotes	0			0	0	0	0	0
Contest Totals	0			0	0	0	0	0

Summary Results Report
Joint General and Special Election
May 4, 2024

SOVC
FINAL
COLLIN COUNTY

PCT 011

Proposition A – Farmersville ISD

Vote For 1

	TOTAL	VOTE %		Election Day	Early Voting	Ballots By Mail	Provision al	Limited Ballot
FOR	635	65.87%	<div><div></div></div>	215	412	7	1	0
AGAINST	329	34.13%	<div><div></div></div>	135	189	5	0	0
Total Votes Cast	964	100.00%	<div><div></div></div>	350	601	12	1	0
Overvotes	0			0	0	0	0	0
Undervotes	13			4	8	1	0	0
Contest Totals	977			354	609	13	1	0

Board of Directors – Caddo Basin SUD

Vote For 4

	TOTAL	VOTE %		Election Day	Early Voting	Ballots By Mail	Provision al	Limited Ballot
Kenneth Pendergrass	100	24.94%	<div><div></div></div>	46	54	0	0	0
Elwood Jones	61	15.21%	<div><div></div></div>	28	33	0	0	0
Jerry Leinart	73	18.20%	<div><div></div></div>	39	34	0	0	0
James C (Charlie) Patterson	89	22.19%	<div><div></div></div>	45	44	0	0	0
Tommy Ellison	78	19.45%	<div><div></div></div>	31	47	0	0	0
Total Votes Cast	401	100.00%	<div><div></div></div>	189	212	0	0	0
Overvotes	0			0	0	0	0	0
Undervotes	755			311	432	12	0	0
Contest Totals	1,156			500	644	12	0	0

Summary Results Report
Joint General and Special Election
May 4, 2024

SOVC
FINAL
COLLIN COUNTY

PCT 012

Proposition A – City of McKinney

Vote For 1

	TOTAL	VOTE %		Election Day	Early Voting	Ballots By Mail	Provision al	Limited Ballot
FOR	97	61.01%	<div><div></div></div>	23	47	27	0	0
AGAINST	62	38.99%	<div><div></div></div>	17	38	7	0	0
Total Votes Cast	159	100.00%	<div><div></div></div>	40	85	34	0	0
Overvotes	0			0	0	0	0	0
Undervotes	3			0	2	1	0	0
Contest Totals	162			40	87	35	0	0

Proposition B – City of McKinney

Vote For 1

	TOTAL	VOTE %		Election Day	Early Voting	Ballots By Mail	Provision al	Limited Ballot
FOR	76	48.41%	<div><div></div></div>	18	38	20	0	0
AGAINST	81	51.59%	<div><div></div></div>	21	46	14	0	0
Total Votes Cast	157	100.00%	<div><div></div></div>	39	84	34	0	0
Overvotes	0			0	0	0	0	0
Undervotes	5			1	3	1	0	0
Contest Totals	162			40	87	35	0	0

Proposition C – City of McKinney

Vote For 1

	TOTAL	VOTE %		Election Day	Early Voting	Ballots By Mail	Provision al	Limited Ballot
FOR	84	53.16%	<div><div></div></div>	18	40	26	0	0
AGAINST	74	46.84%	<div><div></div></div>	20	45	9	0	0
Total Votes Cast	158	100.00%	<div><div></div></div>	38	85	35	0	0
Overvotes	0			0	0	0	0	0
Undervotes	4			2	2	0	0	0
Contest Totals	162			40	87	35	0	0

Proposition D – City of McKinney

Vote For 1

	TOTAL	VOTE %		Election Day	Early Voting	Ballots By Mail	Provision al	Limited Ballot
FOR	113	71.52%	<div><div></div></div>	25	57	31	0	0
AGAINST	45	28.48%	<div><div></div></div>	12	29	4	0	0
Total Votes Cast	158	100.00%	<div><div></div></div>	37	86	35	0	0
Overvotes	0			0	0	0	0	0
Undervotes	4			3	1	0	0	0
Contest Totals	162			40	87	35	0	0

PCT 012

Proposition E – City of McKinney								
Vote For 1								
	TOTAL	VOTE %		Election Day	Early Voting	Ballots By Mail	Provision al	Limited Ballot
FOR	101	63.12%	<div><div></div></div>	24	50	27	0	0
AGAINST	59	36.88%	<div><div></div></div>	16	35	8	0	0
Total Votes Cast	160	100.00%	<div><div></div></div>	40	85	35	0	0
Overvotes	0			0	0	0	0	0
Undervotes	2			0	2	0	0	0
Contest Totals	162			40	87	35	0	0

PCT 013

Councilmember, Place 2 - City of Celina
Vote For 1

	TOTAL	VOTE %		Election Day	Early Voting	Ballots By Mail	Provision al	Limited Ballot
David Hogue	58	49.15%	<div><div></div></div>	21	36	1	0	0
Eddie Cawfield	60	50.85%	<div><div></div></div>	13	42	5	0	0
Total Votes Cast	118	100.00%	<div><div></div></div>	34	78	6	0	0
Overvotes	0			0	0	0	0	0
Undervotes	14			2	12	0	0	0
Contest Totals	132			36	90	6	0	0

Councilmember, Place 3 - City of Celina
Vote For 1

	TOTAL	VOTE %		Election Day	Early Voting	Ballots By Mail	Provision al	Limited Ballot
Ghentry Pace	45	38.79%	<div><div></div></div>	15	25	5	0	0
Andy Hop Hopkins	58	50.00%	<div><div></div></div>	14	43	1	0	0
Julissa Casas Porcher	13	11.21%	<div><div></div></div>	4	9	0	0	0
Total Votes Cast	116	100.00%	<div><div></div></div>	33	77	6	0	0
Overvotes	0			0	0	0	0	0
Undervotes	16			3	13	0	0	0
Contest Totals	132			36	90	6	0	0

Proposition A – City of McKinney
Vote For 1

	TOTAL	VOTE %		Election Day	Early Voting	Ballots By Mail	Provision al	Limited Ballot
FOR	0			0	0	0	0	0
AGAINST	0			0	0	0	0	0
Total Votes Cast	0			0	0	0	0	0
Overvotes	0			0	0	0	0	0
Undervotes	0			0	0	0	0	0
Contest Totals	0			0	0	0	0	0

Proposition B – City of McKinney
Vote For 1

	TOTAL	VOTE %		Election Day	Early Voting	Ballots By Mail	Provision al	Limited Ballot
FOR	0			0	0	0	0	0
AGAINST	0			0	0	0	0	0
Total Votes Cast	0			0	0	0	0	0
Overvotes	0			0	0	0	0	0
Undervotes	0			0	0	0	0	0
Contest Totals	0			0	0	0	0	0

Summary Results Report
Joint General and Special Election
May 4, 2024

SOVC
FINAL
COLLIN COUNTY

PCT 013

Proposition C – City of McKinney

Vote For 1

	TOTAL	VOTE %	Election Day	Early Voting	Ballots By Mail	Provision al	Limited Ballot
FOR	0		0	0	0	0	0
AGAINST	0		0	0	0	0	0
Total Votes Cast	0		0	0	0	0	0
Overvotes	0		0	0	0	0	0
Undervotes	0		0	0	0	0	0
Contest Totals	0		0	0	0	0	0

Proposition D – City of McKinney

Vote For 1

	TOTAL	VOTE %	Election Day	Early Voting	Ballots By Mail	Provision al	Limited Ballot
FOR	0		0	0	0	0	0
AGAINST	0		0	0	0	0	0
Total Votes Cast	0		0	0	0	0	0
Overvotes	0		0	0	0	0	0
Undervotes	0		0	0	0	0	0
Contest Totals	0		0	0	0	0	0

Proposition E – City of McKinney

Vote For 1

	TOTAL	VOTE %	Election Day	Early Voting	Ballots By Mail	Provision al	Limited Ballot
FOR	0		0	0	0	0	0
AGAINST	0		0	0	0	0	0
Total Votes Cast	0		0	0	0	0	0
Overvotes	0		0	0	0	0	0
Undervotes	0		0	0	0	0	0
Contest Totals	0		0	0	0	0	0

Board of Trustees, Place 5 – Celina ISD

Vote For 1

	TOTAL	VOTE %	Election Day	Early Voting	Ballots By Mail	Provision al	Limited Ballot
Theresa Balsamo	0		0	0	0	0	0
Total Votes Cast	0		0	0	0	0	0
Overvotes	0		0	0	0	0	0
Undervotes	1		1	0	0	0	0
Contest Totals	1		1	0	0	0	0

Summary Results Report
Joint General and Special Election
May 4, 2024

SOVC
FINAL
COLLIN COUNTY

PCT 013

Board of Trustees, Place 6 – Celina ISD

Vote For 1

	TOTAL	VOTE %		Election Day	Early Voting	Ballots By Mail	Provisional	Limited Ballot
Vicky Hogue	0	0.00%	<div></div>	0	0	0	0	0
Kelly Juergens	1	100.00%	<div></div>	1	0	0	0	0
Total Votes Cast	1	100.00%	<div></div>	1	0	0	0	0
Overvotes	0			0	0	0	0	0
Undervotes	0			0	0	0	0	0
Contest Totals	1			1	0	0	0	0

Board of Trustees, Place 7 – Celina ISD

Vote For 1

	TOTAL	VOTE %		Election Day	Early Voting	Ballots By Mail	Provisional	Limited Ballot
Jarratt Calvert	1	100.00%	<div></div>	1	0	0	0	0
Total Votes Cast	1	100.00%	<div></div>	1	0	0	0	0
Overvotes	0			0	0	0	0	0
Undervotes	0			0	0	0	0	0
Contest Totals	1			1	0	0	0	0

School Board Trustee, Place 4 – Prosper ISD

Vote For 1

	TOTAL	VOTE %		Election Day	Early Voting	Ballots By Mail	Provisional	Limited Ballot
Bill Beavers	78	66.10%	<div></div>	17	58	3	0	0
Lanford Rodgers	40	33.90%	<div></div>	11	26	3	0	0
Total Votes Cast	118	100.00%	<div></div>	28	84	6	0	0
Overvotes	0			0	0	0	0	0
Undervotes	13			7	6	0	0	0
Contest Totals	131			35	90	6	0	0

School Board Trustee, Place 7 – Prosper ISD

Vote For 1

	TOTAL	VOTE %		Election Day	Early Voting	Ballots By Mail	Provisional	Limited Ballot
Kristin Meier	42	35.29%	<div></div>	15	26	1	0	0
David Webb	65	54.62%	<div></div>	9	51	5	0	0
Drew Wilborn	12	10.08%	<div></div>	5	7	0	0	0
Total Votes Cast	119	100.00%	<div></div>	29	84	6	0	0
Overvotes	0			0	0	0	0	0
Undervotes	12			6	6	0	0	0
Contest Totals	131			35	90	6	0	0

PCT 014

Trustee, Place 6 – Frisco ISD
Vote For 1

	TOTAL	VOTE %		Election Day	Early Voting	Ballots By Mail	Provision al	Limited Ballot
Fred Kaiser	19	41.30%	<div><div></div></div>	4	6	9	0	0
Sherrie Salas	27	58.70%	<div><div></div></div>	7	16	4	0	0
Total Votes Cast	46	100.00%	<div><div></div></div>	11	22	13	0	0
Overvotes	0			0	0	0	0	0
Undervotes	4			0	1	3	0	0
Contest Totals	50			11	23	16	0	0

Trustee, Place 7 – Frisco ISD
Vote For 1

	TOTAL	VOTE %		Election Day	Early Voting	Ballots By Mail	Provision al	Limited Ballot
Melanie Barrios - Jones	15	31.91%	<div><div></div></div>	5	2	8	0	0
Keith Maddox	32	68.09%	<div><div></div></div>	6	21	5	0	0
Total Votes Cast	47	100.00%	<div><div></div></div>	11	23	13	0	0
Overvotes	0			0	0	0	0	0
Undervotes	3			0	0	3	0	0
Contest Totals	50			11	23	16	0	0

Summary Results Report
Joint General and Special Election
May 4, 2024

SOVC
FINAL
COLLIN COUNTY

PCT 016

Proposition A – City of McKinney

Vote For 1

	TOTAL	VOTE %	Election Day	Early Voting	Ballots By Mail	Provision al	Limited Ballot
FOR	0		0	0	0	0	0
AGAINST	0		0	0	0	0	0
Total Votes Cast	0		0	0	0	0	0
Overvotes	0		0	0	0	0	0
Undervotes	0		0	0	0	0	0
Contest Totals	0		0	0	0	0	0

Proposition B – City of McKinney

Vote For 1

	TOTAL	VOTE %	Election Day	Early Voting	Ballots By Mail	Provision al	Limited Ballot
FOR	0		0	0	0	0	0
AGAINST	0		0	0	0	0	0
Total Votes Cast	0		0	0	0	0	0
Overvotes	0		0	0	0	0	0
Undervotes	0		0	0	0	0	0
Contest Totals	0		0	0	0	0	0

Proposition C – City of McKinney

Vote For 1

	TOTAL	VOTE %	Election Day	Early Voting	Ballots By Mail	Provision al	Limited Ballot
FOR	0		0	0	0	0	0
AGAINST	0		0	0	0	0	0
Total Votes Cast	0		0	0	0	0	0
Overvotes	0		0	0	0	0	0
Undervotes	0		0	0	0	0	0
Contest Totals	0		0	0	0	0	0

Proposition D – City of McKinney

Vote For 1

	TOTAL	VOTE %	Election Day	Early Voting	Ballots By Mail	Provision al	Limited Ballot
FOR	0		0	0	0	0	0
AGAINST	0		0	0	0	0	0
Total Votes Cast	0		0	0	0	0	0
Overvotes	0		0	0	0	0	0
Undervotes	0		0	0	0	0	0
Contest Totals	0		0	0	0	0	0

PCT 016

Proposition E – City of McKinney

Vote For 1

	TOTAL	VOTE %	Election Day	Early Voting	Ballots By Mail	Provisional	Limited Ballot
FOR	0		0	0	0	0	0
AGAINST	0		0	0	0	0	0
Total Votes Cast	0		0	0	0	0	0
Overvotes	0		0	0	0	0	0
Undervotes	0		0	0	0	0	0
Contest Totals	0		0	0	0	0	0

City Council, Place 1 - City of Melissa

Vote For 1

	TOTAL	VOTE %	Election Day	Early Voting	Ballots By Mail	Provisional	Limited Ballot
Shannon Sweat	155	50.49% <div><div></div><div></div></div>	69	84	2	0	0
Preston Taylor	152	49.51% <div><div></div><div></div></div>	59	92	1	0	0
Total Votes Cast	307	100.00% <div><div></div><div></div></div>	128	176	3	0	0
Overvotes	0		0	0	0	0	0
Undervotes	6		1	5	0	0	0
Contest Totals	313		129	181	3	0	0

City Council, Place 3 - City of Melissa

Vote For 1

	TOTAL	VOTE %	Election Day	Early Voting	Ballots By Mail	Provisional	Limited Ballot
Emeka Eluka	130	43.92% <div><div></div><div></div></div>	58	72	0	0	0
Dana Conklin	166	56.08% <div><div></div><div></div></div>	66	98	2	0	0
Total Votes Cast	296	100.00% <div><div></div><div></div></div>	124	170	2	0	0
Overvotes	0		0	0	0	0	0
Undervotes	17		5	11	1	0	0
Contest Totals	313		129	181	3	0	0

Proposition A – City of Melissa

Vote For 1

	TOTAL	VOTE %	Election Day	Early Voting	Ballots By Mail	Provisional	Limited Ballot
FOR	256	83.39% <div><div></div><div></div></div>	112	142	2	0	0
AGAINST	51	16.61% <div><div></div><div></div></div>	16	34	1	0	0
Total Votes Cast	307	100.00% <div><div></div><div></div></div>	128	176	3	0	0
Overvotes	0		0	0	0	0	0
Undervotes	6		1	5	0	0	0
Contest Totals	313		129	181	3	0	0

Summary Results Report
Joint General and Special Election
May 4, 2024

SOVC
FINAL
COLLIN COUNTY

PCT 016

Proposition B – City of Melissa

Vote For 1

	TOTAL	VOTE %		Election Day	Early Voting	Ballots By Mail	Provision al	Limited Ballot
FOR	270	88.52%	<div><div></div></div>	114	154	2	0	0
AGAINST	35	11.48%	<div><div></div></div>	14	20	1	0	0
Total Votes Cast	305	100.00%	<div><div></div></div>	128	174	3	0	0
Overvotes	0			0	0	0	0	0
Undervotes	8			1	7	0	0	0
Contest Totals	313			129	181	3	0	0

Proposition C – City of Melissa

Vote For 1

	TOTAL	VOTE %		Election Day	Early Voting	Ballots By Mail	Provision al	Limited Ballot
FOR	127	41.64%	<div><div></div></div>	59	67	1	0	0
AGAINST	178	58.36%	<div><div></div></div>	67	109	2	0	0
Total Votes Cast	305	100.00%	<div><div></div></div>	126	176	3	0	0
Overvotes	0			0	0	0	0	0
Undervotes	8			3	5	0	0	0
Contest Totals	313			129	181	3	0	0

Board of Trustees, Place 2 – Anna ISD

Vote For 1

	TOTAL	VOTE %		Election Day	Early Voting	Ballots By Mail	Provision al	Limited Ballot
Jason Adams	1	100.00%	<div><div></div></div>	0	1	0	0	0
Total Votes Cast	1	100.00%	<div><div></div></div>	0	1	0	0	0
Overvotes	0			0	0	0	0	0
Undervotes	0			0	0	0	0	0
Contest Totals	1			0	1	0	0	0

Board of Trustees, Place 6 – Anna ISD

Vote For 1

	TOTAL	VOTE %		Election Day	Early Voting	Ballots By Mail	Provision al	Limited Ballot
Paul “Monty” Renfro	1	100.00%	<div><div></div></div>	0	1	0	0	0
Stephanie Dingle	0	0.00%	<div><div></div></div>	0	0	0	0	0
Total Votes Cast	1	100.00%	<div><div></div></div>	0	1	0	0	0
Overvotes	0			0	0	0	0	0
Undervotes	0			0	0	0	0	0
Contest Totals	1			0	1	0	0	0

PCT 016

Proposition A – Anna ISD
Vote For 1

	TOTAL	VOTE %		Election Day	Early Voting	Ballots By Mail	Provision al	Limited Ballot
FOR	0	0.00%	<div></div>	0	0	0	0	0
AGAINST	1	100.00%	<div></div>	0	1	0	0	0
Total Votes Cast	1	100.00%	<div></div>	0	1	0	0	0
Overvotes	0			0	0	0	0	0
Undervotes	0			0	0	0	0	0
Contest Totals	1			0	1	0	0	0

Director – McKinney MUD No. 1
Vote For 1

	TOTAL	VOTE %		Election Day	Early Voting	Ballots By Mail	Provision al	Limited Ballot
David Johnston	2	66.67%	<div></div>	0	0	2	0	0
Monyca Brown	1	33.33%	<div></div>	0	1	0	0	0
Total Votes Cast	3	100.00%	<div></div>	0	1	2	0	0
Overvotes	0			0	0	0	0	0
Undervotes	0			0	0	0	0	0
Contest Totals	3			0	1	2	0	0

Summary Results Report
Joint General and Special Election
May 4, 2024

SOVC
FINAL
COLLIN COUNTY

PCT 017

Mayor - City of Anna

Vote For 1

	TOTAL	VOTE %		Election Day	Early Voting	Ballots By Mail	Provisional	Limited Ballot
Pete Cain	334	55.57%	<div><div></div></div>	110	219	5	0	0
Randy Atchley	267	44.43%	<div><div></div></div>	69	193	5	0	0
Total Votes Cast	601	100.00%	<div><div></div></div>	179	412	10	0	0
Overvotes	0			0	0	0	0	0
Undervotes	31			8	22	1	0	0
Contest Totals	632			187	434	11	0	0

City Council, Place 1 - City of Anna

Vote For 1

	TOTAL	VOTE %		Election Day	Early Voting	Ballots By Mail	Provisional	Limited Ballot
Bryan Heath	251	44.19%	<div><div></div></div>	66	178	7	0	0
Kevin Toten	317	55.81%	<div><div></div></div>	103	210	4	0	0
Total Votes Cast	568	100.00%	<div><div></div></div>	169	388	11	0	0
Overvotes	0			0	0	0	0	0
Undervotes	64			18	46	0	0	0
Contest Totals	632			187	434	11	0	0

City Council, Place 2, Unexpired Term - City of Anna

Vote For 1

	TOTAL	VOTE %		Election Day	Early Voting	Ballots By Mail	Provisional	Limited Ballot
Jody Bills	279	50.45%	<div><div></div></div>	73	202	4	0	0
LaMarr Dillingham	58	10.49%	<div><div></div></div>	17	38	3	0	0
Todd Engels	216	39.06%	<div><div></div></div>	77	136	3	0	0
Total Votes Cast	553	100.00%	<div><div></div></div>	167	376	10	0	0
Overvotes	0			0	0	0	0	0
Undervotes	79			20	58	1	0	0
Contest Totals	632			187	434	11	0	0

City Council, Place 4, Unexpired Term - City of Anna

Vote For 1

	TOTAL	VOTE %		Election Day	Early Voting	Ballots By Mail	Provisional	Limited Ballot
Tom Longmire	157	27.89%	<div><div></div></div>	46	110	1	0	0
Kelly Herndon	244	43.34%	<div><div></div></div>	78	157	9	0	0
Bruce Norwood	162	28.77%	<div><div></div></div>	39	123	0	0	0
Total Votes Cast	563	100.00%	<div><div></div></div>	163	390	10	0	0
Overvotes	0			0	0	0	0	0
Undervotes	69			24	44	1	0	0
Contest Totals	632			187	434	11	0	0

Summary Results Report
Joint General and Special Election
May 4, 2024

SOVC
FINAL
COLLIN COUNTY

PCT 017

Board of Trustees, Place 2 – Anna ISD

Vote For 1

	TOTAL	VOTE %		Election Day	Early Voting	Ballots By Mail	Provision al	Limited Ballot
Jason Adams	481	100.00%	<div><div></div></div>	136	335	10	0	0
Total Votes Cast	481	100.00%	<div><div></div></div>	136	335	10	0	0
Overvotes	0			0	0	0	0	0
Undervotes	157			51	105	1	0	0
Contest Totals	638			187	440	11	0	0

Board of Trustees, Place 6 – Anna ISD

Vote For 1

	TOTAL	VOTE %		Election Day	Early Voting	Ballots By Mail	Provision al	Limited Ballot
Paul "Monty" Renfro	249	46.20%	<div><div></div><div></div></div>	72	175	2	0	0
Stephanie Dingle	290	53.80%	<div><div></div><div></div></div>	83	198	9	0	0
Total Votes Cast	539	100.00%	<div><div></div></div>	155	373	11	0	0
Overvotes	0			0	0	0	0	0
Undervotes	99			32	67	0	0	0
Contest Totals	638			187	440	11	0	0

Proposition A – Anna ISD

Vote For 1

	TOTAL	VOTE %		Election Day	Early Voting	Ballots By Mail	Provision al	Limited Ballot
FOR	259	40.79%	<div><div></div><div></div></div>	73	183	3	0	0
AGAINST	376	59.21%	<div><div></div><div></div></div>	112	256	8	0	0
Total Votes Cast	635	100.00%	<div><div></div></div>	185	439	11	0	0
Overvotes	0			0	0	0	0	0
Undervotes	3			2	1	0	0	0
Contest Totals	638			187	440	11	0	0

PCT 018

Mayor - City of Anna
Vote For 1

	TOTAL	VOTE %	Election Day	Early Voting	Ballots By Mail	Provision al	Limited Ballot
Pete Cain	0		0	0	0	0	0
Randy Atchley	0		0	0	0	0	0
Total Votes Cast	0		0	0	0	0	0
Overvotes	0		0	0	0	0	0
Undervotes	0		0	0	0	0	0
Contest Totals	0		0	0	0	0	0

City Council, Place 1 - City of Anna
Vote For 1

	TOTAL	VOTE %	Election Day	Early Voting	Ballots By Mail	Provision al	Limited Ballot
Bryan Heath	0		0	0	0	0	0
Kevin Toten	0		0	0	0	0	0
Total Votes Cast	0		0	0	0	0	0
Overvotes	0		0	0	0	0	0
Undervotes	0		0	0	0	0	0
Contest Totals	0		0	0	0	0	0

City Council, Place 2, Unexpired Term - City of Anna
Vote For 1

	TOTAL	VOTE %	Election Day	Early Voting	Ballots By Mail	Provision al	Limited Ballot
Jody Bills	0		0	0	0	0	0
LaMarr Dillingham	0		0	0	0	0	0
Todd Engels	0		0	0	0	0	0
Total Votes Cast	0		0	0	0	0	0
Overvotes	0		0	0	0	0	0
Undervotes	0		0	0	0	0	0
Contest Totals	0		0	0	0	0	0

City Council, Place 4, Unexpired Term - City of Anna
Vote For 1

	TOTAL	VOTE %	Election Day	Early Voting	Ballots By Mail	Provision al	Limited Ballot
Tom Longmire	0		0	0	0	0	0
Kelly Herndon	0		0	0	0	0	0
Bruce Norwood	0		0	0	0	0	0
Total Votes Cast	0		0	0	0	0	0
Overvotes	0		0	0	0	0	0
Undervotes	0		0	0	0	0	0
Contest Totals	0		0	0	0	0	0

Summary Results Report
Joint General and Special Election
May 4, 2024

SOVC
FINAL
COLLIN COUNTY

PCT 018

Board of Trustees, Place 2 – Anna ISD

Vote For 1

	TOTAL	VOTE %		Election Day	Early Voting	Ballots By Mail	Provision al	Limited Ballot
Jason Adams	65	100.00%	<div><div></div></div>	12	48	5	0	0
Total Votes Cast	65	100.00%	<div><div></div></div>	12	48	5	0	0
Overvotes	0			0	0	0	0	0
Undervotes	21			9	12	0	0	0
Contest Totals	86			21	60	5	0	0

Board of Trustees, Place 6 – Anna ISD

Vote For 1

	TOTAL	VOTE %		Election Day	Early Voting	Ballots By Mail	Provision al	Limited Ballot
Paul “Monty” Renfro	48	68.57%	<div><div></div></div>	12	32	4	0	0
Stephanie Dingle	22	31.43%	<div><div></div></div>	4	18	0	0	0
Total Votes Cast	70	100.00%	<div><div></div></div>	16	50	4	0	0
Overvotes	0			0	0	0	0	0
Undervotes	16			5	10	1	0	0
Contest Totals	86			21	60	5	0	0

Proposition A – Anna ISD

Vote For 1

	TOTAL	VOTE %		Election Day	Early Voting	Ballots By Mail	Provision al	Limited Ballot
FOR	38	44.19%	<div><div></div></div>	6	31	1	0	0
AGAINST	48	55.81%	<div><div></div></div>	15	29	4	0	0
Total Votes Cast	86	100.00%	<div><div></div></div>	21	60	5	0	0
Overvotes	0			0	0	0	0	0
Undervotes	0			0	0	0	0	0
Contest Totals	86			21	60	5	0	0

Trustee, Place 1 – Blue Ridge ISD

Vote For 1

	TOTAL	VOTE %		Election Day	Early Voting	Ballots By Mail	Provision al	Limited Ballot
Lonnie Murphy	0			0	0	0	0	0
Scott Cessna	0			0	0	0	0	0
Total Votes Cast	0			0	0	0	0	0
Overvotes	0			0	0	0	0	0
Undervotes	0			0	0	0	0	0
Contest Totals	0			0	0	0	0	0

PCT 018

Trustee, Place 2 – Blue Ridge ISD							
Vote For 1							
	TOTAL	VOTE %	Election Day	Early Voting	Ballots By Mail	Provision al	Limited Ballot
Matt Grier	0		0	0	0	0	0
Total Votes Cast	0		0	0	0	0	0
Overvotes	0		0	0	0	0	0
Undervotes	0		0	0	0	0	0
Contest Totals	0		0	0	0	0	0

Trustee, Place 5 – Blue Ridge ISD							
Vote For 1							
	TOTAL	VOTE %	Election Day	Early Voting	Ballots By Mail	Provision al	Limited Ballot
Kevin Dauster	0		0	0	0	0	0
Total Votes Cast	0		0	0	0	0	0
Overvotes	0		0	0	0	0	0
Undervotes	0		0	0	0	0	0
Contest Totals	0		0	0	0	0	0

PCT 020

Proposition A – City of McKinney

Vote For 1

	TOTAL	VOTE %		Election Day	Early Voting	Ballots By Mail	Provision al	Limited Ballot
FOR	19	79.17%	<div><div></div></div>	8	11	0	0	0
AGAINST	5	20.83%	<div><div></div></div>	1	4	0	0	0
Total Votes Cast	24	100.00%	<div><div></div></div>	9	15	0	0	0
Overvotes	0			0	0	0	0	0
Undervotes	0			0	0	0	0	0
Contest Totals	24			9	15	0	0	0

Proposition B – City of McKinney

Vote For 1

	TOTAL	VOTE %		Election Day	Early Voting	Ballots By Mail	Provision al	Limited Ballot
FOR	15	65.22%	<div><div></div></div>	8	7	0	0	0
AGAINST	8	34.78%	<div><div></div></div>	1	7	0	0	0
Total Votes Cast	23	100.00%	<div><div></div></div>	9	14	0	0	0
Overvotes	0			0	0	0	0	0
Undervotes	1			0	1	0	0	0
Contest Totals	24			9	15	0	0	0

Proposition C – City of McKinney

Vote For 1

	TOTAL	VOTE %		Election Day	Early Voting	Ballots By Mail	Provision al	Limited Ballot
FOR	16	69.57%	<div><div></div></div>	6	10	0	0	0
AGAINST	7	30.43%	<div><div></div></div>	3	4	0	0	0
Total Votes Cast	23	100.00%	<div><div></div></div>	9	14	0	0	0
Overvotes	0			0	0	0	0	0
Undervotes	1			0	1	0	0	0
Contest Totals	24			9	15	0	0	0

Proposition D – City of McKinney

Vote For 1

	TOTAL	VOTE %		Election Day	Early Voting	Ballots By Mail	Provision al	Limited Ballot
FOR	17	73.91%	<div><div></div></div>	7	10	0	0	0
AGAINST	6	26.09%	<div><div></div></div>	2	4	0	0	0
Total Votes Cast	23	100.00%	<div><div></div></div>	9	14	0	0	0
Overvotes	0			0	0	0	0	0
Undervotes	1			0	1	0	0	0
Contest Totals	24			9	15	0	0	0

PCT 020

Proposition E – City of McKinney

Vote For 1

	TOTAL	VOTE %		Election Day	Early Voting	Ballots By Mail	Provision al	Limited Ballot
FOR	20	86.96%	<div><div></div></div>	8	12	0	0	0
AGAINST	3	13.04%	<div><div></div></div>	1	2	0	0	0
Total Votes Cast	23	100.00%	<div><div></div></div>	9	14	0	0	0
Overvotes	0			0	0	0	0	0
Undervotes	1			0	1	0	0	0
Contest Totals	24			9	15	0	0	0

Board of Trustees, Place 2 – Anna ISD

Vote For 1

	TOTAL	VOTE %		Election Day	Early Voting	Ballots By Mail	Provision al	Limited Ballot
Jason Adams	0			0	0	0	0	0
Total Votes Cast	0			0	0	0	0	0
Overvotes	0			0	0	0	0	0
Undervotes	0			0	0	0	0	0
Contest Totals	0			0	0	0	0	0

Board of Trustees, Place 6 – Anna ISD

Vote For 1

	TOTAL	VOTE %		Election Day	Early Voting	Ballots By Mail	Provision al	Limited Ballot
Paul “Monty” Renfro	0			0	0	0	0	0
Stephanie Dingle	0			0	0	0	0	0
Total Votes Cast	0			0	0	0	0	0
Overvotes	0			0	0	0	0	0
Undervotes	0			0	0	0	0	0
Contest Totals	0			0	0	0	0	0

Proposition A – Anna ISD

Vote For 1

	TOTAL	VOTE %		Election Day	Early Voting	Ballots By Mail	Provision al	Limited Ballot
FOR	0			0	0	0	0	0
AGAINST	0			0	0	0	0	0
Total Votes Cast	0			0	0	0	0	0
Overvotes	0			0	0	0	0	0
Undervotes	0			0	0	0	0	0
Contest Totals	0			0	0	0	0	0

Summary Results Report
Joint General and Special Election
May 4, 2024

SOVC
FINAL
COLLIN COUNTY

PCT 020

Board of Trustees, Place 5 – Celina ISD

Vote For 1

	TOTAL	VOTE %		Election Day	Early Voting	Ballots By Mail	Provision al	Limited Ballot
Theresa Balsamo	16	100.00%	<div><div></div></div>	4	12	0	0	0
Total Votes Cast	16	100.00%	<div><div></div></div>	4	12	0	0	0
Overvotes	0			0	0	0	0	0
Undervotes	3			0	3	0	0	0
Contest Totals	19			4	15	0	0	0

Board of Trustees, Place 6 – Celina ISD

Vote For 1

	TOTAL	VOTE %		Election Day	Early Voting	Ballots By Mail	Provision al	Limited Ballot
Vicky Hogue	3	15.79%	<div><div></div></div>	0	3	0	0	0
Kelly Juergens	16	84.21%	<div><div></div></div>	4	12	0	0	0
Total Votes Cast	19	100.00%	<div><div></div></div>	4	15	0	0	0
Overvotes	0			0	0	0	0	0
Undervotes	0			0	0	0	0	0
Contest Totals	19			4	15	0	0	0

Board of Trustees, Place 7 – Celina ISD

Vote For 1

	TOTAL	VOTE %		Election Day	Early Voting	Ballots By Mail	Provision al	Limited Ballot
Jarratt Calvert	14	100.00%	<div><div></div></div>	1	13	0	0	0
Total Votes Cast	14	100.00%	<div><div></div></div>	1	13	0	0	0
Overvotes	0			0	0	0	0	0
Undervotes	5			3	2	0	0	0
Contest Totals	19			4	15	0	0	0

Summary Results Report
Joint General and Special Election
May 4, 2024

SOVC
FINAL
COLLIN COUNTY

PCT 022

Councilmember, Place 2 - City of Celina

Vote For 1

	TOTAL	VOTE %		Election Day	Early Voting	Ballots By Mail	Provision al	Limited Ballot
David Hogue	163	24.44%	<div><div></div></div>	44	112	7	0	0
Eddie Cawfield	504	75.56%	<div><div></div></div>	101	398	5	0	0
Total Votes Cast	667	100.00%	<div><div></div></div>	145	510	12	0	0
Overvotes	0			0	0	0	0	0
Undervotes	13			3	10	0	0	0
Contest Totals	680			148	520	12	0	0

Councilmember, Place 3 - City of Celina

Vote For 1

	TOTAL	VOTE %		Election Day	Early Voting	Ballots By Mail	Provision al	Limited Ballot
Ghentry Pace	153	22.53%	<div><div></div></div>	39	112	2	0	0
Andy Hop Hopkins	500	73.64%	<div><div></div></div>	99	392	9	0	0
Julissa Casas Porcher	26	3.83%	<div><div></div></div>	10	15	1	0	0
Total Votes Cast	679	100.00%	<div><div></div></div>	148	519	12	0	0
Overvotes	0			0	0	0	0	0
Undervotes	1			0	1	0	0	0
Contest Totals	680			148	520	12	0	0

Board of Trustees, Place 5 – Celina ISD

Vote For 1

	TOTAL	VOTE %		Election Day	Early Voting	Ballots By Mail	Provision al	Limited Ballot
Theresa Balsamo	545	100.00%	<div><div></div></div>	109	421	15	0	0
Total Votes Cast	545	100.00%	<div><div></div></div>	109	421	15	0	0
Overvotes	0			0	0	0	0	0
Undervotes	199			49	148	2	0	0
Contest Totals	744			158	569	17	0	0

Board of Trustees, Place 6 – Celina ISD

Vote For 1

	TOTAL	VOTE %		Election Day	Early Voting	Ballots By Mail	Provision al	Limited Ballot
Vicky Hogue	196	28.04%	<div><div></div></div>	46	145	5	0	0
Kelly Juergens	503	71.96%	<div><div></div></div>	105	387	11	0	0
Total Votes Cast	699	100.00%	<div><div></div></div>	151	532	16	0	0
Overvotes	0			0	0	0	0	0
Undervotes	45			7	37	1	0	0
Contest Totals	744			158	569	17	0	0

PCT 022

Board of Trustees, Place 7 – Celina ISD								
Vote For 1								
	TOTAL	VOTE %		Election Day	Early Voting	Ballots By Mail	Provision al	Limited Ballot
Jarratt Calvert	553	100.00%	<div></div>	110	427	16	0	0
Total Votes Cast	553	100.00%	<div></div>	110	427	16	0	0
Overvotes	0			0	0	0	0	0
Undervotes	191			48	142	1	0	0
Contest Totals	744			158	569	17	0	0

PCT 024

Proposition A – City of Dallas

Vote For 1

	TOTAL	VOTE %		Election Day	Early Voting	Ballots By Mail	Provision al	Limited Ballot
For	49	96.08%	<div><div></div></div>	13	29	7	0	0
Against	2	3.92%	<div><div></div></div>	0	2	0	0	0
Total Votes Cast	51	100.00%	<div><div></div></div>	13	31	7	0	0
Overvotes	0			0	0	0	0	0
Undervotes	0			0	0	0	0	0
Contest Totals	51			13	31	7	0	0

Proposition B – City of Dallas

Vote For 1

	TOTAL	VOTE %		Election Day	Early Voting	Ballots By Mail	Provision al	Limited Ballot
For	45	88.24%	<div><div></div></div>	12	26	7	0	0
Against	6	11.76%	<div><div></div></div>	1	5	0	0	0
Total Votes Cast	51	100.00%	<div><div></div></div>	13	31	7	0	0
Overvotes	0			0	0	0	0	0
Undervotes	0			0	0	0	0	0
Contest Totals	51			13	31	7	0	0

Proposition C – City of Dallas

Vote For 1

	TOTAL	VOTE %		Election Day	Early Voting	Ballots By Mail	Provision al	Limited Ballot
For	19	37.25%	<div><div></div></div>	6	7	6	0	0
Against	32	62.75%	<div><div></div></div>	7	24	1	0	0
Total Votes Cast	51	100.00%	<div><div></div></div>	13	31	7	0	0
Overvotes	0			0	0	0	0	0
Undervotes	0			0	0	0	0	0
Contest Totals	51			13	31	7	0	0

Proposition D – City of Dallas

Vote For 1

	TOTAL	VOTE %		Election Day	Early Voting	Ballots By Mail	Provision al	Limited Ballot
For	35	71.43%	<div><div></div></div>	10	20	5	0	0
Against	14	28.57%	<div><div></div></div>	3	9	2	0	0
Total Votes Cast	49	100.00%	<div><div></div></div>	13	29	7	0	0
Overvotes	0			0	0	0	0	0
Undervotes	2			0	2	0	0	0
Contest Totals	51			13	31	7	0	0

Summary Results Report
Joint General and Special Election
May 4, 2024

SOVC
FINAL
COLLIN COUNTY

PCT 024

Proposition E – City of Dallas

Vote For 1

	TOTAL	VOTE %		Election Day	Early Voting	Ballots By Mail	Provision al	Limited Ballot
For	28	58.33%	<div><div></div></div>	10	15	3	0	0
Against	20	41.67%	<div><div></div></div>	3	14	3	0	0
Total Votes Cast	48	100.00%	<div><div></div></div>	13	29	6	0	0
Overvotes	0			0	0	0	0	0
Undervotes	3			0	2	1	0	0
Contest Totals	51			13	31	7	0	0

Proposition F – City of Dallas

Vote For 1

	TOTAL	VOTE %		Election Day	Early Voting	Ballots By Mail	Provision al	Limited Ballot
For	46	90.20%	<div><div></div></div>	12	28	6	0	0
Against	5	9.80%	<div><div></div></div>	1	3	1	0	0
Total Votes Cast	51	100.00%	<div><div></div></div>	13	31	7	0	0
Overvotes	0			0	0	0	0	0
Undervotes	0			0	0	0	0	0
Contest Totals	51			13	31	7	0	0

Proposition G – City of Dallas

Vote For 1

	TOTAL	VOTE %		Election Day	Early Voting	Ballots By Mail	Provision al	Limited Ballot
For	29	59.18%	<div><div></div></div>	11	14	4	0	0
Against	20	40.82%	<div><div></div></div>	2	15	3	0	0
Total Votes Cast	49	100.00%	<div><div></div></div>	13	29	7	0	0
Overvotes	0			0	0	0	0	0
Undervotes	2			0	2	0	0	0
Contest Totals	51			13	31	7	0	0

Proposition H – City of Dallas

Vote For 1

	TOTAL	VOTE %		Election Day	Early Voting	Ballots By Mail	Provision al	Limited Ballot
For	19	37.25%	<div><div></div></div>	6	7	6	0	0
Against	32	62.75%	<div><div></div></div>	7	24	1	0	0
Total Votes Cast	51	100.00%	<div><div></div></div>	13	31	7	0	0
Overvotes	0			0	0	0	0	0
Undervotes	0			0	0	0	0	0
Contest Totals	51			13	31	7	0	0

PCT 024

Proposition I – City of Dallas
Vote For 1

	TOTAL	VOTE %		Election Day	Early Voting	Ballots By Mail	Provision al	Limited Ballot
For	34	69.39%	<div><div></div></div>	11	17	6	0	0
Against	15	30.61%	<div><div></div></div>	2	12	1	0	0
Total Votes Cast	49	100.00%	<div><div></div></div>	13	29	7	0	0
Overvotes	0			0	0	0	0	0
Undervotes	2			0	2	0	0	0
Contest Totals	51			13	31	7	0	0

Proposition J – City of Dallas
Vote For 1

	TOTAL	VOTE %		Election Day	Early Voting	Ballots By Mail	Provision al	Limited Ballot
For	47	92.16%	<div><div></div></div>	13	28	6	0	0
Against	4	7.84%	<div><div></div></div>	0	3	1	0	0
Total Votes Cast	51	100.00%	<div><div></div></div>	13	31	7	0	0
Overvotes	0			0	0	0	0	0
Undervotes	0			0	0	0	0	0
Contest Totals	51			13	31	7	0	0

PCT 027

Councilmember, Place 2 – City of Wylie
Vote For 1

	TOTAL	VOTE %		Election Day	Early Voting	Ballots By Mail	Provision al	Limited Ballot
Ahmed Abdelghani	56	35.22%	<div><div></div></div>	24	32	0	0	0
Dave Strang	103	64.78%	<div><div></div></div>	35	66	2	0	0
Total Votes Cast	159	100.00%	<div><div></div></div>	59	98	2	0	0
Overvotes	0			0	0	0	0	0
Undervotes	5			1	3	1	0	0
Contest Totals	164			60	101	3	0	0

Councilmember, Place 4 – City of Wylie
Vote For 1

	TOTAL	VOTE %		Election Day	Early Voting	Ballots By Mail	Provision al	Limited Ballot
Danish Aftab	44	27.67%	<div><div></div></div>	18	26	0	0	0
Scott Williams	115	72.33%	<div><div></div></div>	42	70	3	0	0
Total Votes Cast	159	100.00%	<div><div></div></div>	60	96	3	0	0
Overvotes	0			0	0	0	0	0
Undervotes	5			0	5	0	0	0
Contest Totals	164			60	101	3	0	0

Summary Results Report
Joint General and Special Election
May 4, 2024

SOVC
FINAL
COLLIN COUNTY

PCT 029

Councilmember, Place 2 - City of Celina

Vote For 1

	TOTAL	VOTE %		Election Day	Early Voting	Ballots By Mail	Provisional	Limited Ballot
David Hogue	69	51.49%	<div><div></div></div>	24	45	0	0	0
Eddie Cawfield	65	48.51%	<div><div></div></div>	20	45	0	0	0
Total Votes Cast	134	100.00%	<div><div></div></div>	44	90	0	0	0
Overvotes	0			0	0	0	0	0
Undervotes	15			1	13	1	0	0
Contest Totals	149			45	103	1	0	0

Councilmember, Place 3 - City of Celina

Vote For 1

	TOTAL	VOTE %		Election Day	Early Voting	Ballots By Mail	Provisional	Limited Ballot
Ghentry Pace	58	41.43%	<div><div></div></div>	22	35	1	0	0
Andy Hop Hopkins	64	45.71%	<div><div></div></div>	19	45	0	0	0
Julissa Casas Porcher	18	12.86%	<div><div></div></div>	3	15	0	0	0
Total Votes Cast	140	100.00%	<div><div></div></div>	44	95	1	0	0
Overvotes	0			0	0	0	0	0
Undervotes	9			1	8	0	0	0
Contest Totals	149			45	103	1	0	0

Board of Trustees, Place 5 - Celina ISD

Vote For 1

	TOTAL	VOTE %		Election Day	Early Voting	Ballots By Mail	Provisional	Limited Ballot
Theresa Balsamo	43	100.00%	<div><div></div></div>	19	24	0	0	0
Total Votes Cast	43	100.00%	<div><div></div></div>	19	24	0	0	0
Overvotes	0			0	0	0	0	0
Undervotes	10			1	8	1	0	0
Contest Totals	53			20	32	1	0	0

Board of Trustees, Place 6 - Celina ISD

Vote For 1

	TOTAL	VOTE %		Election Day	Early Voting	Ballots By Mail	Provisional	Limited Ballot
Vicky Hogue	26	53.06%	<div><div></div></div>	14	12	0	0	0
Kelly Juergens	23	46.94%	<div><div></div></div>	6	16	1	0	0
Total Votes Cast	49	100.00%	<div><div></div></div>	20	28	1	0	0
Overvotes	0			0	0	0	0	0
Undervotes	4			0	4	0	0	0
Contest Totals	53			20	32	1	0	0

Summary Results Report
Joint General and Special Election
May 4, 2024

SOVC
FINAL
COLLIN COUNTY

PCT 029

Board of Trustees, Place 7 – Celina ISD

Vote For 1

	TOTAL	VOTE %		Election Day	Early Voting	Ballots By Mail	Provision al	Limited Ballot
Jarratt Calvert	43	100.00%	<div><div></div></div>	19	24	0	0	0
Total Votes Cast	43	100.00%	<div><div></div></div>	19	24	0	0	0
Overvotes	0			0	0	0	0	0
Undervotes	10			1	8	1	0	0
Contest Totals	53			20	32	1	0	0

School Board Trustee, Place 4 – Prosper ISD

Vote For 1

	TOTAL	VOTE %		Election Day	Early Voting	Ballots By Mail	Provision al	Limited Ballot
Bill Beavers	216	57.29%	<div><div></div></div>	54	160	2	0	0
Lanford Rodgers	161	42.71%	<div><div></div></div>	50	110	1	0	0
Total Votes Cast	377	100.00%	<div><div></div></div>	104	270	3	0	0
Overvotes	0			0	0	0	0	0
Undervotes	54			23	31	0	0	0
Contest Totals	431			127	301	3	0	0

School Board Trustee, Place 7 – Prosper ISD

Vote For 1

	TOTAL	VOTE %		Election Day	Early Voting	Ballots By Mail	Provision al	Limited Ballot
Kristin Meier	120	31.75%	<div><div></div></div>	35	85	0	0	0
David Webb	226	59.79%	<div><div></div></div>	61	164	1	0	0
Drew Wilborn	32	8.47%	<div><div></div></div>	8	22	2	0	0
Total Votes Cast	378	100.00%	<div><div></div></div>	104	271	3	0	0
Overvotes	0			0	0	0	0	0
Undervotes	53			23	30	0	0	0
Contest Totals	431			127	301	3	0	0

Directors – Collin County MUD No. 1

Vote For 3

	TOTAL	VOTE %		Election Day	Early Voting	Ballots By Mail	Provision al	Limited Ballot
Brian Rolens	81	9.77%	<div><div></div></div>	16	65	0	0	0
S Craig Davis	44	5.31%	<div><div></div></div>	9	35	0	0	0
Jeremy L. Dabbert	82	9.89%	<div><div></div></div>	26	56	0	0	0
Miranda Stockhausen	183	22.07%	<div><div></div></div>	68	114	1	0	0
Johnny Moyer	199	24.00%	<div><div></div></div>	71	128	0	0	0
Jeff Miles	240	28.95%	<div><div></div></div>	82	156	2	0	0
Total Votes Cast	829	100.00%	<div><div></div></div>	272	554	3	0	0
Overvotes	0			0	0	0	0	0
Undervotes	176			34	136	6	0	0
Contest Totals	1,005			306	690	9	0	0

Summary Results Report
Joint General and Special Election
May 4, 2024

SOVC
FINAL
COLLIN COUNTY

PCT 030

City Council, Place 1 - City of Frisco

Vote For 1

	TOTAL	VOTE %		Election Day	Early Voting	Ballots By Mail	Provision al	Limited Ballot
Mark Piland	315	48.54%	<div><div></div></div>	113	198	4	0	0
John Keating	334	51.46%	<div><div></div></div>	98	226	10	0	0
Total Votes Cast	649	100.00%	<div><div></div></div>	211	424	14	0	0
Overvotes	0			0	0	0	0	0
Undervotes	24			9	15	0	0	0
Contest Totals	673			220	439	14	0	0

City Council, Place 3 - City of Frisco

Vote For 1

	TOTAL	VOTE %		Election Day	Early Voting	Ballots By Mail	Provision al	Limited Ballot
John Redmond	253	39.84%	<div><div></div></div>	90	158	5	0	0
Angelia Pelham	382	60.16%	<div><div></div></div>	121	252	9	0	0
Total Votes Cast	635	100.00%	<div><div></div></div>	211	410	14	0	0
Overvotes	0			0	0	0	0	0
Undervotes	38			9	29	0	0	0
Contest Totals	673			220	439	14	0	0

Proposition A – City of Frisco

Vote For 1

	TOTAL	VOTE %		Election Day	Early Voting	Ballots By Mail	Provision al	Limited Ballot
For the Proposition	306	45.88%	<div><div></div></div>	91	206	9	0	0
Against the Proposition	361	54.12%	<div><div></div></div>	128	228	5	0	0
Total Votes Cast	667	100.00%	<div><div></div></div>	219	434	14	0	0
Overvotes	0			0	0	0	0	0
Undervotes	6			1	5	0	0	0
Contest Totals	673			220	439	14	0	0

Proposition B – City of Frisco

Vote For 1

	TOTAL	VOTE %		Election Day	Early Voting	Ballots By Mail	Provision al	Limited Ballot
For the Proposition	281	42.38%	<div><div></div></div>	82	190	9	0	0
Against the Proposition	382	57.62%	<div><div></div></div>	135	242	5	0	0
Total Votes Cast	663	100.00%	<div><div></div></div>	217	432	14	0	0
Overvotes	0			0	0	0	0	0
Undervotes	10			3	7	0	0	0
Contest Totals	673			220	439	14	0	0

PCT 030

Trustee, Place 6 – Frisco ISD
Vote For 1

	TOTAL	VOTE %		Election Day	Early Voting	Ballots By Mail	Provision al	Limited Ballot
Fred Kaiser	283	48.38%	<div><div></div></div>	96	176	11	0	0
Sherrie Salas	302	51.62%	<div><div></div></div>	84	215	3	0	0
Total Votes Cast	585	100.00%	<div><div></div></div>	180	391	14	0	0
Overvotes	0			0	0	0	0	0
Undervotes	88			40	48	0	0	0
Contest Totals	673			220	439	14	0	0

Trustee, Place 7 – Frisco ISD
Vote For 1

	TOTAL	VOTE %		Election Day	Early Voting	Ballots By Mail	Provision al	Limited Ballot
Melanie Barrios - Jones	253	41.68%	<div><div></div></div>	82	159	12	0	0
Keith Maddox	354	58.32%	<div><div></div></div>	105	247	2	0	0
Total Votes Cast	607	100.00%	<div><div></div></div>	187	406	14	0	0
Overvotes	0			0	0	0	0	0
Undervotes	66			33	33	0	0	0
Contest Totals	673			220	439	14	0	0

Summary Results Report
Joint General and Special Election
May 4, 2024

SOVC
FINAL
COLLIN COUNTY

PCT 033

Proposition A – City of Nevada

Vote For 1

	TOTAL	VOTE %		Election Day	Early Voting	Ballots By Mail	Provisional	Limited Ballot
FOR	32	91.43%	<div><div></div></div>	4	28	0	0	0
AGAINST	3	8.57%	<div><div></div></div>	0	3	0	0	0
Total Votes Cast	35	100.00%	<div><div></div></div>	4	31	0	0	0
Overvotes	0			0	0	0	0	0
Undervotes	1			1	0	0	0	0
Contest Totals	36			5	31	0	0	0

Trustee, Place 2 – Community ISD

Vote For 1

	TOTAL	VOTE %		Election Day	Early Voting	Ballots By Mail	Provisional	Limited Ballot
Jessica R Foster	34	77.27%	<div><div></div></div>	12	18	4	0	0
Kris Zilberstein	10	22.73%	<div><div></div></div>	6	3	1	0	0
Total Votes Cast	44	100.00%	<div><div></div></div>	18	21	5	0	0
Overvotes	0			0	0	0	0	0
Undervotes	22			1	21	0	0	0
Contest Totals	66			19	42	5	0	0

Trustee, Place 7 – Community ISD

Vote For 1

	TOTAL	VOTE %		Election Day	Early Voting	Ballots By Mail	Provisional	Limited Ballot
Joshua Saenz	32	100.00%	<div><div></div></div>	8	19	5	0	0
Total Votes Cast	32	100.00%	<div><div></div></div>	8	19	5	0	0
Overvotes	0			0	0	0	0	0
Undervotes	34			11	23	0	0	0
Contest Totals	66			19	42	5	0	0

Directors – Collin County MUD No. 5

Vote For 3

	TOTAL	VOTE %		Election Day	Early Voting	Ballots By Mail	Provisional	Limited Ballot
Thomas Frierson	1	33.33%	<div><div></div></div>	0	1	0	0	0
Orlando Batista	1	33.33%	<div><div></div></div>	0	1	0	0	0
Justine Presby	1	33.33%	<div><div></div></div>	0	1	0	0	0
Total Votes Cast	3	100.00%	<div><div></div></div>	0	3	0	0	0
Overvotes	0			0	0	0	0	0
Undervotes	0			0	0	0	0	0
Contest Totals	3			0	3	0	0	0

PCT 033

Proposition A – Collin County MUD No. 5

Vote For 1

	TOTAL	VOTE %		Election Day	Early Voting	Ballots By Mail	Provision al	Limited Ballot
FOR	1	100.00%	<div></div>	0	1	0	0	0
AGAINST	0	0.00%	<div></div>	0	0	0	0	0
Total Votes Cast	1	100.00%	<div></div>	0	1	0	0	0
Overvotes	0			0	0	0	0	0
Undervotes	0			0	0	0	0	0
Contest Totals	1			0	1	0	0	0

Proposition B – Collin County MUD No. 5

Vote For 1

	TOTAL	VOTE %		Election Day	Early Voting	Ballots By Mail	Provision al	Limited Ballot
FOR	1	100.00%	<div></div>	0	1	0	0	0
AGAINST	0	0.00%	<div></div>	0	0	0	0	0
Total Votes Cast	1	100.00%	<div></div>	0	1	0	0	0
Overvotes	0			0	0	0	0	0
Undervotes	0			0	0	0	0	0
Contest Totals	1			0	1	0	0	0

Proposition C – Collin County MUD No. 5

Vote For 1

	TOTAL	VOTE %		Election Day	Early Voting	Ballots By Mail	Provision al	Limited Ballot
FOR	1	100.00%	<div></div>	0	1	0	0	0
AGAINST	0	0.00%	<div></div>	0	0	0	0	0
Total Votes Cast	1	100.00%	<div></div>	0	1	0	0	0
Overvotes	0			0	0	0	0	0
Undervotes	0			0	0	0	0	0
Contest Totals	1			0	1	0	0	0

Proposition D – Collin County MUD No. 5

Vote For 1

	TOTAL	VOTE %		Election Day	Early Voting	Ballots By Mail	Provision al	Limited Ballot
FOR	1	100.00%	<div></div>	0	1	0	0	0
AGAINST	0	0.00%	<div></div>	0	0	0	0	0
Total Votes Cast	1	100.00%	<div></div>	0	1	0	0	0
Overvotes	0			0	0	0	0	0
Undervotes	0			0	0	0	0	0
Contest Totals	1			0	1	0	0	0

PCT 035

Proposition A – City of Nevada

Vote For 1

	TOTAL	VOTE %		Election Day	Early Voting	Ballots By Mail	Provision al	Limited Ballot
FOR	129	65.82%	<div><div></div></div>	48	80	1	0	0
AGAINST	67	34.18%	<div><div></div></div>	19	48	0	0	0
Total Votes Cast	196	100.00%	<div><div></div></div>	67	128	1	0	0
Overvotes	0			0	0	0	0	0
Undervotes	1			1	0	0	0	0
Contest Totals	197			68	128	1	0	0

Trustee, Place 2 – Community ISD

Vote For 1

	TOTAL	VOTE %		Election Day	Early Voting	Ballots By Mail	Provision al	Limited Ballot
Jessica R Foster	78	64.46%	<div><div></div></div>	24	54	0	0	0
Kris Zilberstein	43	35.54%	<div><div></div></div>	18	24	1	0	0
Total Votes Cast	121	100.00%	<div><div></div></div>	42	78	1	0	0
Overvotes	0			0	0	0	0	0
Undervotes	82			28	54	0	0	0
Contest Totals	203			70	132	1	0	0

Trustee, Place 7 – Community ISD

Vote For 1

	TOTAL	VOTE %		Election Day	Early Voting	Ballots By Mail	Provision al	Limited Ballot
Joshua Saenz	117	100.00%	<div><div></div></div>	41	75	1	0	0
Total Votes Cast	117	100.00%	<div><div></div></div>	41	75	1	0	0
Overvotes	0			0	0	0	0	0
Undervotes	86			29	57	0	0	0
Contest Totals	203			70	132	1	0	0

Proposition A – Farmersville ISD

Vote For 1

	TOTAL	VOTE %		Election Day	Early Voting	Ballots By Mail	Provision al	Limited Ballot
FOR	2	28.57%	<div><div></div></div>	0	1	1	0	0
AGAINST	5	71.43%	<div><div></div></div>	2	3	0	0	0
Total Votes Cast	7	100.00%	<div><div></div></div>	2	4	1	0	0
Overvotes	0			0	0	0	0	0
Undervotes	0			0	0	0	0	0
Contest Totals	7			2	4	1	0	0

PCT 035

Board of Directors – Caddo Basin SUD
Vote For 4

	TOTAL	VOTE %		Election Day	Early Voting	Ballots By Mail	Provision al	Limited Ballot
Kenneth Pendergrass	3	30.00%	<div><div></div></div>	1	2	0	0	0
Elwood Jones	2	20.00%	<div><div></div></div>	0	2	0	0	0
Jerry Leinart	2	20.00%	<div><div></div></div>	0	2	0	0	0
James C (Charlie) Patterson	1	10.00%	<div><div></div></div>	0	1	0	0	0
Tommy Ellison	2	20.00%	<div><div></div></div>	0	2	0	0	0
Total Votes Cast	10	100.00%	<div><div></div></div>	1	9	0	0	0
Overvotes	0			0	0	0	0	0
Undervotes	18			11	7	0	0	0
Contest Totals	28			12	16	0	0	0

PCT 036

Proposition A – City of Dallas

Vote For 1

	TOTAL	VOTE %		Election Day	Early Voting	Ballots By Mail	Provision al	Limited Ballot
For	159	85.48%	<div><div></div></div>	41	106	12	0	0
Against	27	14.52%	<div><div></div></div>	8	15	4	0	0
Total Votes Cast	186	100.00%	<div><div></div></div>	49	121	16	0	0
Overvotes	0			0	0	0	0	0
Undervotes	1			0	1	0	0	0
Contest Totals	187			49	122	16	0	0

Proposition B – City of Dallas

Vote For 1

	TOTAL	VOTE %		Election Day	Early Voting	Ballots By Mail	Provision al	Limited Ballot
For	144	77.84%	<div><div></div></div>	34	99	11	0	0
Against	41	22.16%	<div><div></div></div>	15	21	5	0	0
Total Votes Cast	185	100.00%	<div><div></div></div>	49	120	16	0	0
Overvotes	0			0	0	0	0	0
Undervotes	2			0	2	0	0	0
Contest Totals	187			49	122	16	0	0

Proposition C – City of Dallas

Vote For 1

	TOTAL	VOTE %		Election Day	Early Voting	Ballots By Mail	Provision al	Limited Ballot
For	45	24.46%	<div><div></div></div>	15	21	9	0	0
Against	139	75.54%	<div><div></div></div>	34	100	5	0	0
Total Votes Cast	184	100.00%	<div><div></div></div>	49	121	14	0	0
Overvotes	0			0	0	0	0	0
Undervotes	3			0	1	2	0	0
Contest Totals	187			49	122	16	0	0

Proposition D – City of Dallas

Vote For 1

	TOTAL	VOTE %		Election Day	Early Voting	Ballots By Mail	Provision al	Limited Ballot
For	98	55.37%	<div><div></div></div>	25	65	8	0	0
Against	79	44.63%	<div><div></div></div>	23	50	6	0	0
Total Votes Cast	177	100.00%	<div><div></div></div>	48	115	14	0	0
Overvotes	0			0	0	0	0	0
Undervotes	10			1	7	2	0	0
Contest Totals	187			49	122	16	0	0

Summary Results Report
Joint General and Special Election
May 4, 2024

SOVC
FINAL
COLLIN COUNTY

PCT 036

Proposition E – City of Dallas

Vote For 1

	TOTAL	VOTE %		Election Day	Early Voting	Ballots By Mail	Provision al	Limited Ballot
For	93	51.96%	<div><div></div></div>	18	67	8	0	0
Against	86	48.04%	<div><div></div></div>	30	48	8	0	0
Total Votes Cast	179	100.00%	<div><div></div></div>	48	115	16	0	0
Overvotes	0			0	0	0	0	0
Undervotes	8			1	7	0	0	0
Contest Totals	187			49	122	16	0	0

Proposition F – City of Dallas

Vote For 1

	TOTAL	VOTE %		Election Day	Early Voting	Ballots By Mail	Provision al	Limited Ballot
For	153	84.07%	<div><div></div></div>	40	102	11	0	0
Against	29	15.93%	<div><div></div></div>	9	17	3	0	0
Total Votes Cast	182	100.00%	<div><div></div></div>	49	119	14	0	0
Overvotes	0			0	0	0	0	0
Undervotes	5			0	3	2	0	0
Contest Totals	187			49	122	16	0	0

Proposition G – City of Dallas

Vote For 1

	TOTAL	VOTE %		Election Day	Early Voting	Ballots By Mail	Provision al	Limited Ballot
For	78	44.07%	<div><div></div></div>	21	50	7	0	0
Against	99	55.93%	<div><div></div></div>	27	65	7	0	0
Total Votes Cast	177	100.00%	<div><div></div></div>	48	115	14	0	0
Overvotes	0			0	0	0	0	0
Undervotes	10			1	7	2	0	0
Contest Totals	187			49	122	16	0	0

Proposition H – City of Dallas

Vote For 1

	TOTAL	VOTE %		Election Day	Early Voting	Ballots By Mail	Provision al	Limited Ballot
For	36	19.57%	<div><div></div></div>	13	18	5	0	0
Against	148	80.43%	<div><div></div></div>	36	103	9	0	0
Total Votes Cast	184	100.00%	<div><div></div></div>	49	121	14	0	0
Overvotes	0			0	0	0	0	0
Undervotes	3			0	1	2	0	0
Contest Totals	187			49	122	16	0	0

PCT 036

Proposition I – City of Dallas
Vote For 1

	TOTAL	VOTE %		Election Day	Early Voting	Ballots By Mail	Provision al	Limited Ballot
For	104	58.43%	<div><div></div></div>	26	64	14	0	0
Against	74	41.57%	<div><div></div></div>	22	50	2	0	0
Total Votes Cast	178	100.00%	<div><div></div></div>	48	114	16	0	0
Overvotes	0			0	0	0	0	0
Undervotes	9			1	8	0	0	0
Contest Totals	187			49	122	16	0	0

Proposition J – City of Dallas
Vote For 1

	TOTAL	VOTE %		Election Day	Early Voting	Ballots By Mail	Provision al	Limited Ballot
For	149	81.42%	<div><div></div></div>	42	96	11	0	0
Against	34	18.58%	<div><div></div></div>	7	24	3	0	0
Total Votes Cast	183	100.00%	<div><div></div></div>	49	120	14	0	0
Overvotes	0			0	0	0	0	0
Undervotes	4			0	2	2	0	0
Contest Totals	187			49	122	16	0	0

Summary Results Report
Joint General and Special Election
May 4, 2024

SOVC
FINAL
COLLIN COUNTY

PCT 037

Trustee, Place 1 – Blue Ridge ISD

Vote For 1

	TOTAL	VOTE %		Election Day	Early Voting	Ballots By Mail	Provision al	Limited Ballot
Lonnie Murphy	41	49.40%	<div><div></div></div>	10	27	4	0	0
Scott Cessna	42	50.60%	<div><div></div></div>	6	36	0	0	0
Total Votes Cast	83	100.00%	<div><div></div></div>	16	63	4	0	0
Overvotes	0			0	0	0	0	0
Undervotes	0			0	0	0	0	0
Contest Totals	83			16	63	4	0	0

Trustee, Place 2 – Blue Ridge ISD

Vote For 1

	TOTAL	VOTE %		Election Day	Early Voting	Ballots By Mail	Provision al	Limited Ballot
Matt Grier	67	100.00%	<div><div></div></div>	11	52	4	0	0
Total Votes Cast	67	100.00%	<div><div></div></div>	11	52	4	0	0
Overvotes	0			0	0	0	0	0
Undervotes	16			5	11	0	0	0
Contest Totals	83			16	63	4	0	0

Trustee, Place 5 – Blue Ridge ISD

Vote For 1

	TOTAL	VOTE %		Election Day	Early Voting	Ballots By Mail	Provision al	Limited Ballot
Kevin Dauster	65	100.00%	<div><div></div></div>	13	48	4	0	0
Total Votes Cast	65	100.00%	<div><div></div></div>	13	48	4	0	0
Overvotes	0			0	0	0	0	0
Undervotes	18			3	15	0	0	0
Contest Totals	83			16	63	4	0	0

Proposition A – Farmersville ISD

Vote For 1

	TOTAL	VOTE %		Election Day	Early Voting	Ballots By Mail	Provision al	Limited Ballot
FOR	25	60.98%	<div><div></div></div>	9	16	0	0	0
AGAINST	16	39.02%	<div><div></div></div>	3	13	0	0	0
Total Votes Cast	41	100.00%	<div><div></div></div>	12	29	0	0	0
Overvotes	0			0	0	0	0	0
Undervotes	0			0	0	0	0	0
Contest Totals	41			12	29	0	0	0

PCT 037

Board of Directors – Caddo Basin SUD
Vote For 4

	TOTAL	VOTE %		Election Day	Early Voting	Ballots By Mail	Provision al	Limited Ballot
Kenneth Pendergrass	4	28.57%	<div><div></div></div>	3	1	0	0	0
Elwood Jones	4	28.57%	<div><div></div></div>	2	2	0	0	0
Jerry Leinart	2	14.29%	<div><div></div></div>	2	0	0	0	0
James C (Charlie) Patterson	3	21.43%	<div><div></div></div>	1	2	0	0	0
Tommy Ellison	1	7.14%	<div><div></div></div>	0	1	0	0	0
Total Votes Cast	14	100.00%	<div><div></div></div>	8	6	0	0	0
Overvotes	0			0	0	0	0	0
Undervotes	14			8	6	0	0	0
Contest Totals	28			16	12	0	0	0

Summary Results Report
Joint General and Special Election
May 4, 2024

SOVC
FINAL
COLLIN COUNTY

PCT 038

Proposition A – City of McKinney

Vote For 1

	TOTAL	VOTE %		Election Day	Early Voting	Ballots By Mail	Provision al	Limited Ballot
FOR	48	71.64%	<div><div></div></div>	8	39	1	0	0
AGAINST	19	28.36%	<div><div></div></div>	6	9	4	0	0
Total Votes Cast	67	100.00%	<div><div></div></div>	14	48	5	0	0
Overvotes	0			0	0	0	0	0
Undervotes	1			1	0	0	0	0
Contest Totals	68			15	48	5	0	0

Proposition B – City of McKinney

Vote For 1

	TOTAL	VOTE %		Election Day	Early Voting	Ballots By Mail	Provision al	Limited Ballot
FOR	34	51.52%	<div><div></div></div>	6	28	0	0	0
AGAINST	32	48.48%	<div><div></div></div>	8	19	5	0	0
Total Votes Cast	66	100.00%	<div><div></div></div>	14	47	5	0	0
Overvotes	0			0	0	0	0	0
Undervotes	2			1	1	0	0	0
Contest Totals	68			15	48	5	0	0

Proposition C – City of McKinney

Vote For 1

	TOTAL	VOTE %		Election Day	Early Voting	Ballots By Mail	Provision al	Limited Ballot
FOR	37	56.92%	<div><div></div></div>	6	31	0	0	0
AGAINST	28	43.08%	<div><div></div></div>	8	15	5	0	0
Total Votes Cast	65	100.00%	<div><div></div></div>	14	46	5	0	0
Overvotes	0			0	0	0	0	0
Undervotes	3			1	2	0	0	0
Contest Totals	68			15	48	5	0	0

Proposition D – City of McKinney

Vote For 1

	TOTAL	VOTE %		Election Day	Early Voting	Ballots By Mail	Provision al	Limited Ballot
FOR	51	76.12%	<div><div></div></div>	10	38	3	0	0
AGAINST	16	23.88%	<div><div></div></div>	4	10	2	0	0
Total Votes Cast	67	100.00%	<div><div></div></div>	14	48	5	0	0
Overvotes	0			0	0	0	0	0
Undervotes	1			1	0	0	0	0
Contest Totals	68			15	48	5	0	0

Summary Results Report
Joint General and Special Election
May 4, 2024

SOVC
FINAL
COLLIN COUNTY

PCT 038

Proposition E – City of McKinney

Vote For 1

	TOTAL	VOTE %		Election Day	Early Voting	Ballots By Mail	Provisional	Limited Ballot
FOR	50	75.76%	<div><div></div></div>	8	41	1	0	0
AGAINST	16	24.24%	<div><div></div></div>	6	6	4	0	0
Total Votes Cast	66	100.00%	<div><div></div></div>	14	47	5	0	0
Overvotes	0			0	0	0	0	0
Undervotes	2			1	1	0	0	0
Contest Totals	68			15	48	5	0	0

Board of Trustees, Place 1 – Allen ISD

Vote For 1

	TOTAL	VOTE %		Election Day	Early Voting	Ballots By Mail	Provisional	Limited Ballot
Sarah Mitchell	16	72.73%	<div><div></div></div>	6	10	0	0	0
Shanna Coulter	6	27.27%	<div><div></div></div>	4	1	1	0	0
Total Votes Cast	22	100.00%	<div><div></div></div>	10	11	1	0	0
Overvotes	0			0	0	0	0	0
Undervotes	8			0	8	0	0	0
Contest Totals	30			10	19	1	0	0

Board of Trustees, Place 2 – Allen ISD

Vote For 1

	TOTAL	VOTE %		Election Day	Early Voting	Ballots By Mail	Provisional	Limited Ballot
Veronica Yost	18	90.00%	<div><div></div></div>	7	10	1	0	0
Vatsa Ramanathan	2	10.00%	<div><div></div></div>	1	1	0	0	0
Total Votes Cast	20	100.00%	<div><div></div></div>	8	11	1	0	0
Overvotes	0			0	0	0	0	0
Undervotes	10			2	8	0	0	0
Contest Totals	30			10	19	1	0	0

Board of Trustees, Place 3 – Allen ISD

Vote For 1

	TOTAL	VOTE %		Election Day	Early Voting	Ballots By Mail	Provisional	Limited Ballot
Bill Pilcher	5	21.74%	<div><div></div></div>	3	2	0	0	0
John Holley	18	78.26%	<div><div></div></div>	7	10	1	0	0
Total Votes Cast	23	100.00%	<div><div></div></div>	10	12	1	0	0
Overvotes	0			0	0	0	0	0
Undervotes	7			0	7	0	0	0
Contest Totals	30			10	19	1	0	0

PCT 038

Trustee, Place 6 – Frisco ISD
Vote For 1

	TOTAL	VOTE %		Election Day	Early Voting	Ballots By Mail	Provision al	Limited Ballot
Fred Kaiser	10	32.26%	<div><div></div></div>	1	7	2	0	0
Sherrie Salas	21	67.74%	<div><div></div></div>	3	18	0	0	0
Total Votes Cast	31	100.00%	<div><div></div></div>	4	25	2	0	0
Overvotes	0			0	0	0	0	0
Undervotes	7			1	4	2	0	0
Contest Totals	38			5	29	4	0	0

Trustee, Place 7 – Frisco ISD
Vote For 1

	TOTAL	VOTE %		Election Day	Early Voting	Ballots By Mail	Provision al	Limited Ballot
Melanie Barrios - Jones	17	53.12%	<div><div></div></div>	1	14	2	0	0
Keith Maddox	15	46.88%	<div><div></div></div>	4	11	0	0	0
Total Votes Cast	32	100.00%	<div><div></div></div>	5	25	2	0	0
Overvotes	0			0	0	0	0	0
Undervotes	6			0	4	2	0	0
Contest Totals	38			5	29	4	0	0

Summary Results Report
Joint General and Special Election
May 4, 2024

SOVC
FINAL
COLLIN COUNTY

PCT 040

Councilmember, Place No. 1 - City of Allen

Vote For 1

	TOTAL	VOTE %		Election Day	Early Voting	Ballots By Mail	Provisional	Limited Ballot
Mike Schaeffer	204	61.63%	<div><div></div></div>	45	140	19	0	0
Dave Scott	122	36.86%	<div><div></div></div>	25	85	12	0	0
Esrar Razvi	5	1.51%	<div><div></div></div>	0	5	0	0	0
Total Votes Cast	331	100.00%	<div><div></div></div>	70	230	31	0	0
Overvotes	0			0	0	0	0	0
Undervotes	6			1	3	2	0	0
Contest Totals	337			71	233	33	0	0

Councilmember, Place No. 3 - City of Allen

Vote For 1

	TOTAL	VOTE %		Election Day	Early Voting	Ballots By Mail	Provisional	Limited Ballot
Dave Cornette	158	47.59%	<div><div></div></div>	39	106	13	0	0
Ken Cook	159	47.89%	<div><div></div></div>	27	115	17	0	0
Saad Hamid	15	4.52%	<div><div></div></div>	5	9	1	0	0
Total Votes Cast	332	100.00%	<div><div></div></div>	71	230	31	0	0
Overvotes	0			0	0	0	0	0
Undervotes	5			0	3	2	0	0
Contest Totals	337			71	233	33	0	0

Councilmember, Place No. 5 - City of Allen

Vote For 1

	TOTAL	VOTE %		Election Day	Early Voting	Ballots By Mail	Provisional	Limited Ballot
Dave Shafer	128	38.55%	<div><div></div></div>	31	84	13	0	0
Zeeshan Naseh	7	2.11%	<div><div></div></div>	0	6	1	0	0
Walter Merrill	9	2.71%	<div><div></div></div>	1	5	3	0	0
Carl Clemencich	188	56.63%	<div><div></div></div>	39	136	13	0	0
Total Votes Cast	332	100.00%	<div><div></div></div>	71	231	30	0	0
Overvotes	1			0	0	1	0	0
Undervotes	4			0	2	2	0	0
Contest Totals	337			71	233	33	0	0

Board of Trustees, Place 1 – Allen ISD

Vote For 1

	TOTAL	VOTE %		Election Day	Early Voting	Ballots By Mail	Provisional	Limited Ballot
Sarah Mitchell	230	75.16%	<div><div></div></div>	51	154	25	0	0
Shanna Coulter	76	24.84%	<div><div></div></div>	15	56	5	0	0
Total Votes Cast	306	100.00%	<div><div></div></div>	66	210	30	0	0
Overvotes	0			0	0	0	0	0
Undervotes	31			5	23	3	0	0
Contest Totals	337			71	233	33	0	0

PCT 040

Board of Trustees, Place 2 – Allen ISD								
Vote For 1								
	TOTAL	VOTE %		Election Day	Early Voting	Ballots By Mail	Provisional	Limited Ballot
Veronica Yost	232	74.84%	<div><div></div></div>	49	160	23	0	0
Vatsa Ramanathan	78	25.16%	<div><div></div></div>	18	55	5	0	0
Total Votes Cast	310	100.00%	<div><div></div></div>	67	215	28	0	0
Overvotes	0			0	0	0	0	0
Undervotes	27			4	18	5	0	0
Contest Totals	337			71	233	33	0	0

Board of Trustees, Place 3 – Allen ISD								
Vote For 1								
	TOTAL	VOTE %		Election Day	Early Voting	Ballots By Mail	Provisional	Limited Ballot
Bill Pilcher	111	36.16%	<div><div></div></div>	23	80	8	0	0
John Holley	196	63.84%	<div><div></div></div>	42	132	22	0	0
Total Votes Cast	307	100.00%	<div><div></div></div>	65	212	30	0	0
Overvotes	0			0	0	0	0	0
Undervotes	30			6	21	3	0	0
Contest Totals	337			71	233	33	0	0

PCT 041

Mayor - City of Lucas
Vote For 1

	TOTAL	VOTE %		Election Day	Early Voting	Ballots By Mail	Provision al	Limited Ballot
Kathleen A. Peele	34	49.28%	<div><div></div></div>	6	27	1	0	0
Dusty Kuykendall	35	50.72%	<div><div></div></div>	14	21	0	0	0
Total Votes Cast	69	100.00%	<div><div></div></div>	20	48	1	0	0
Overvotes	0			0	0	0	0	0
Undervotes	0			0	0	0	0	0
Contest Totals	69			20	48	1	0	0

Councilmember, Seat 3 - City of Lucas
Vote For 1

	TOTAL	VOTE %		Election Day	Early Voting	Ballots By Mail	Provision al	Limited Ballot
Chris Bierman	55	83.33%	<div><div></div></div>	12	42	1	0	0
Suhail Syed	11	16.67%	<div><div></div></div>	7	4	0	0	0
Total Votes Cast	66	100.00%	<div><div></div></div>	19	46	1	0	0
Overvotes	0			0	0	0	0	0
Undervotes	3			1	2	0	0	0
Contest Totals	69			20	48	1	0	0

Councilmember, Seat 4 - City of Lucas
Vote For 1

	TOTAL	VOTE %		Election Day	Early Voting	Ballots By Mail	Provision al	Limited Ballot
Philip (Phil) Lawrence	52	81.25%	<div><div></div></div>	16	35	1	0	0
Joe Williams	12	18.75%	<div><div></div></div>	3	9	0	0	0
Total Votes Cast	64	100.00%	<div><div></div></div>	19	44	1	0	0
Overvotes	0			0	0	0	0	0
Undervotes	5			1	4	0	0	0
Contest Totals	69			20	48	1	0	0

Councilmember, Seat 2, Unexpired Term - City of Lucas
Vote For 1

	TOTAL	VOTE %		Election Day	Early Voting	Ballots By Mail	Provision al	Limited Ballot
Sean Watts	27	43.55%	<div><div></div></div>	10	17	0	0	0
Brian Stubblefield	35	56.45%	<div><div></div></div>	8	26	1	0	0
Total Votes Cast	62	100.00%	<div><div></div></div>	18	43	1	0	0
Overvotes	0			0	0	0	0	0
Undervotes	7			2	5	0	0	0
Contest Totals	69			20	48	1	0	0

Summary Results Report
Joint General and Special Election
May 4, 2024

SOVC
FINAL
COLLIN COUNTY

PCT 041

Councilmember, Seat 6, Unexpired Term - City of Lucas

Vote For 1

	TOTAL	VOTE %		Election Day	Early Voting	Ballots By Mail	Provision al	Limited Ballot
Tim Baney	26	43.33%	<div><div></div></div>	12	14	0	0	0
Neil Peterson	34	56.67%	<div><div></div></div>	6	27	1	0	0
Total Votes Cast	60	100.00%	<div><div></div></div>	18	41	1	0	0
Overvotes	0			0	0	0	0	0
Undervotes	9			2	7	0	0	0
Contest Totals	69			20	48	1	0	0

Proposition A – City of Lucas

Vote For 1

	TOTAL	VOTE %		Election Day	Early Voting	Ballots By Mail	Provision al	Limited Ballot
FOR THE PROPOSITION	61	91.04%	<div><div></div></div>	16	44	1	0	0
AGAINST THE PROPOSITION	6	8.96%	<div><div></div></div>	4	2	0	0	0
Total Votes Cast	67	100.00%	<div><div></div></div>	20	46	1	0	0
Overvotes	0			0	0	0	0	0
Undervotes	2			0	2	0	0	0
Contest Totals	69			20	48	1	0	0

Mayor – Town of St. Paul

Vote For 1

	TOTAL	VOTE %		Election Day	Early Voting	Ballots By Mail	Provision al	Limited Ballot
Kent Swaner	4	100.00%	<div><div></div></div>	0	4	0	0	0
David Thomas Gensler	0	0.00%	<div><div></div></div>	0	0	0	0	0
Total Votes Cast	4	100.00%	<div><div></div></div>	0	4	0	0	0
Overvotes	0			0	0	0	0	0
Undervotes	0			0	0	0	0	0
Contest Totals	4			0	4	0	0	0

Alderman, Place 3 – Town of St. Paul

Vote For 1

	TOTAL	VOTE %		Election Day	Early Voting	Ballots By Mail	Provision al	Limited Ballot
John Crowe	0	0.00%	<div><div></div></div>	0	0	0	0	0
Justin Graham	4	100.00%	<div><div></div></div>	0	4	0	0	0
Total Votes Cast	4	100.00%	<div><div></div></div>	0	4	0	0	0
Overvotes	0			0	0	0	0	0
Undervotes	0			0	0	0	0	0
Contest Totals	4			0	4	0	0	0

PCT 041

Alderman, Place 5 – Town of St. Paul								
Vote For 1								
	TOTAL	VOTE %		Election Day	Early Voting	Ballots By Mail	Provision al	Limited Ballot
Robert Simmons	3	100.00%	<div></div>	0	3	0	0	0
Total Votes Cast	3	100.00%	<div></div>	0	3	0	0	0
Overvotes	0			0	0	0	0	0
Undervotes	1			0	1	0	0	0
Contest Totals	4			0	4	0	0	0

PCT 042

Trustee, Place 2 – Community ISD
Vote For 1

	TOTAL	VOTE %		Election Day	Early Voting	Ballots By Mail	Provision al	Limited Ballot
Jessica R Foster	3	75.00%	<div><div></div></div>	0	2	1	0	0
Kris Zilberstein	1	25.00%	<div><div></div></div>	0	1	0	0	0
Total Votes Cast	4	100.00%	<div><div></div></div>	0	3	1	0	0
Overvotes	0			0	0	0	0	0
Undervotes	0			0	0	0	0	0
Contest Totals	4			0	3	1	0	0

Trustee, Place 7 – Community ISD
Vote For 1

	TOTAL	VOTE %		Election Day	Early Voting	Ballots By Mail	Provision al	Limited Ballot
Joshua Saenz	3	100.00%	<div><div></div></div>	0	2	1	0	0
Total Votes Cast	3	100.00%	<div><div></div></div>	0	2	1	0	0
Overvotes	0			0	0	0	0	0
Undervotes	1			0	1	0	0	0
Contest Totals	4			0	3	1	0	0

PCT 043

Proposition A – City of McKinney

Vote For 1

	TOTAL	VOTE %		Election Day	Early Voting	Ballots By Mail	Provision al	Limited Ballot
FOR	44	61.11%	<div><div></div></div>	13	24	7	0	0
AGAINST	28	38.89%	<div><div></div></div>	11	12	5	0	0
Total Votes Cast	72	100.00%	<div><div></div></div>	24	36	12	0	0
Overvotes	0			0	0	0	0	0
Undervotes	0			0	0	0	0	0
Contest Totals	72			24	36	12	0	0

Proposition B – City of McKinney

Vote For 1

	TOTAL	VOTE %		Election Day	Early Voting	Ballots By Mail	Provision al	Limited Ballot
FOR	30	41.67%	<div><div></div></div>	9	16	5	0	0
AGAINST	42	58.33%	<div><div></div></div>	15	20	7	0	0
Total Votes Cast	72	100.00%	<div><div></div></div>	24	36	12	0	0
Overvotes	0			0	0	0	0	0
Undervotes	0			0	0	0	0	0
Contest Totals	72			24	36	12	0	0

Proposition C – City of McKinney

Vote For 1

	TOTAL	VOTE %		Election Day	Early Voting	Ballots By Mail	Provision al	Limited Ballot
FOR	37	51.39%	<div><div></div></div>	12	17	8	0	0
AGAINST	35	48.61%	<div><div></div></div>	12	19	4	0	0
Total Votes Cast	72	100.00%	<div><div></div></div>	24	36	12	0	0
Overvotes	0			0	0	0	0	0
Undervotes	0			0	0	0	0	0
Contest Totals	72			24	36	12	0	0

Proposition D – City of McKinney

Vote For 1

	TOTAL	VOTE %		Election Day	Early Voting	Ballots By Mail	Provision al	Limited Ballot
FOR	56	77.78%	<div><div></div></div>	19	27	10	0	0
AGAINST	16	22.22%	<div><div></div></div>	5	9	2	0	0
Total Votes Cast	72	100.00%	<div><div></div></div>	24	36	12	0	0
Overvotes	0			0	0	0	0	0
Undervotes	0			0	0	0	0	0
Contest Totals	72			24	36	12	0	0

PCT 043

Proposition E – City of McKinney
Vote For 1

	TOTAL	VOTE %		Election Day	Early Voting	Ballots By Mail	Provision al	Limited Ballot
FOR	52	72.22%	<div><div></div></div>	17	25	10	0	0
AGAINST	20	27.78%	<div><div></div></div>	7	11	2	0	0
Total Votes Cast	72	100.00%	<div><div></div></div>	24	36	12	0	0
Overvotes	0			0	0	0	0	0
Undervotes	0			0	0	0	0	0
Contest Totals	72			24	36	12	0	0

Summary Results Report
Joint General and Special Election
May 4, 2024

SOVC
FINAL
COLLIN COUNTY

PCT 044

Proposition A – City of McKinney

Vote For 1

	TOTAL	VOTE %		Election Day	Early Voting	Ballots By Mail	Provision al	Limited Ballot
FOR	40	66.67%	<div><div></div></div>	9	26	5	0	0
AGAINST	20	33.33%	<div><div></div></div>	3	17	0	0	0
Total Votes Cast	60	100.00%	<div><div></div></div>	12	43	5	0	0
Overvotes	0			0	0	0	0	0
Undervotes	0			0	0	0	0	0
Contest Totals	60			12	43	5	0	0

Proposition B – City of McKinney

Vote For 1

	TOTAL	VOTE %		Election Day	Early Voting	Ballots By Mail	Provision al	Limited Ballot
FOR	31	51.67%	<div><div></div></div>	6	21	4	0	0
AGAINST	29	48.33%	<div><div></div></div>	6	22	1	0	0
Total Votes Cast	60	100.00%	<div><div></div></div>	12	43	5	0	0
Overvotes	0			0	0	0	0	0
Undervotes	0			0	0	0	0	0
Contest Totals	60			12	43	5	0	0

Proposition C – City of McKinney

Vote For 1

	TOTAL	VOTE %		Election Day	Early Voting	Ballots By Mail	Provision al	Limited Ballot
FOR	35	58.33%	<div><div></div></div>	8	23	4	0	0
AGAINST	25	41.67%	<div><div></div></div>	4	20	1	0	0
Total Votes Cast	60	100.00%	<div><div></div></div>	12	43	5	0	0
Overvotes	0			0	0	0	0	0
Undervotes	0			0	0	0	0	0
Contest Totals	60			12	43	5	0	0

Proposition D – City of McKinney

Vote For 1

	TOTAL	VOTE %		Election Day	Early Voting	Ballots By Mail	Provision al	Limited Ballot
FOR	42	71.19%	<div><div></div></div>	9	29	4	0	0
AGAINST	17	28.81%	<div><div></div></div>	3	14	0	0	0
Total Votes Cast	59	100.00%	<div><div></div></div>	12	43	4	0	0
Overvotes	0			0	0	0	0	0
Undervotes	1			0	0	1	0	0
Contest Totals	60			12	43	5	0	0

PCT 044

Proposition E – City of McKinney								
Vote For 1								
	TOTAL	VOTE %		Election Day	Early Voting	Ballots By Mail	Provision al	Limited Ballot
FOR	45	76.27%	<div><div></div></div>	9	32	4	0	0
AGAINST	14	23.73%	<div><div></div></div>	3	11	0	0	0
Total Votes Cast	59	100.00%	<div><div></div></div>	12	43	4	0	0
Overvotes	0			0	0	0	0	0
Undervotes	1			0	0	1	0	0
Contest Totals	60			12	43	5	0	0

PCT 050

Board of Trustees, Place 1 – Allen ISD
Vote For 1

	TOTAL	VOTE %	Election Day	Early Voting	Ballots By Mail	Provision al	Limited Ballot
Sarah Mitchell	0		0	0	0	0	0
Shanna Coulter	0		0	0	0	0	0
Total Votes Cast	0		0	0	0	0	0
Overvotes	0		0	0	0	0	0
Undervotes	0		0	0	0	0	0
Contest Totals	0		0	0	0	0	0

Board of Trustees, Place 2 – Allen ISD
Vote For 1

	TOTAL	VOTE %	Election Day	Early Voting	Ballots By Mail	Provision al	Limited Ballot
Veronica Yost	0		0	0	0	0	0
Vatsa Ramanathan	0		0	0	0	0	0
Total Votes Cast	0		0	0	0	0	0
Overvotes	0		0	0	0	0	0
Undervotes	0		0	0	0	0	0
Contest Totals	0		0	0	0	0	0

Board of Trustees, Place 3 – Allen ISD
Vote For 1

	TOTAL	VOTE %	Election Day	Early Voting	Ballots By Mail	Provision al	Limited Ballot
Bill Pilcher	0		0	0	0	0	0
John Holley	0		0	0	0	0	0
Total Votes Cast	0		0	0	0	0	0
Overvotes	0		0	0	0	0	0
Undervotes	0		0	0	0	0	0
Contest Totals	0		0	0	0	0	0

PCT 056

Councilmember, Place 2 – City of Wylie
Vote For 1

	TOTAL	VOTE %		Election Day	Early Voting	Ballots By Mail	Provision al	Limited Ballot
Ahmed Abdelghani	26	15.29%	<div><div></div></div>	10	14	2	0	0
Dave Strang	144	84.71%	<div><div></div></div>	37	91	16	0	0
Total Votes Cast	170	100.00%	<div><div></div></div>	47	105	18	0	0
Overvotes	0			0	0	0	0	0
Undervotes	1			0	1	0	0	0
Contest Totals	171			47	106	18	0	0

Councilmember, Place 4 – City of Wylie
Vote For 1

	TOTAL	VOTE %		Election Day	Early Voting	Ballots By Mail	Provision al	Limited Ballot
Danish Aftab	23	13.45%	<div><div></div></div>	7	12	4	0	0
Scott Williams	148	86.55%	<div><div></div></div>	40	94	14	0	0
Total Votes Cast	171	100.00%	<div><div></div></div>	47	106	18	0	0
Overvotes	0			0	0	0	0	0
Undervotes	0			0	0	0	0	0
Contest Totals	171			47	106	18	0	0

Summary Results Report
Joint General and Special Election
May 4, 2024

SOVC
FINAL
COLLIN COUNTY

PCT 057

Proposition A – City of McKinney

Vote For 1

	TOTAL	VOTE %		Election Day	Early Voting	Ballots By Mail	Provisional	Limited Ballot
FOR	121	56.54%	<div><div></div></div>	40	60	21	0	0
AGAINST	93	43.46%	<div><div></div></div>	23	60	10	0	0
Total Votes Cast	214	100.00%	<div><div></div></div>	63	120	31	0	0
Overvotes	0			0	0	0	0	0
Undervotes	1			1	0	0	0	0
Contest Totals	215			64	120	31	0	0

Proposition B – City of McKinney

Vote For 1

	TOTAL	VOTE %		Election Day	Early Voting	Ballots By Mail	Provisional	Limited Ballot
FOR	87	40.85%	<div><div></div></div>	27	43	17	0	0
AGAINST	126	59.15%	<div><div></div></div>	36	76	14	0	0
Total Votes Cast	213	100.00%	<div><div></div></div>	63	119	31	0	0
Overvotes	0			0	0	0	0	0
Undervotes	2			1	1	0	0	0
Contest Totals	215			64	120	31	0	0

Proposition C – City of McKinney

Vote For 1

	TOTAL	VOTE %		Election Day	Early Voting	Ballots By Mail	Provisional	Limited Ballot
FOR	100	46.95%	<div><div></div></div>	31	51	18	0	0
AGAINST	113	53.05%	<div><div></div></div>	31	69	13	0	0
Total Votes Cast	213	100.00%	<div><div></div></div>	62	120	31	0	0
Overvotes	0			0	0	0	0	0
Undervotes	2			2	0	0	0	0
Contest Totals	215			64	120	31	0	0

Proposition D – City of McKinney

Vote For 1

	TOTAL	VOTE %		Election Day	Early Voting	Ballots By Mail	Provisional	Limited Ballot
FOR	130	60.47%	<div><div></div></div>	40	62	28	0	0
AGAINST	85	39.53%	<div><div></div></div>	24	58	3	0	0
Total Votes Cast	215	100.00%	<div><div></div></div>	64	120	31	0	0
Overvotes	0			0	0	0	0	0
Undervotes	0			0	0	0	0	0
Contest Totals	215			64	120	31	0	0

PCT 057

Proposition E – City of McKinney								
Vote For 1								
	TOTAL	VOTE %		Election Day	Early Voting	Ballots By Mail	Provision al	Limited Ballot
FOR	133	62.15%	<div><div></div></div>	40	69	24	0	0
AGAINST	81	37.85%	<div><div></div></div>	23	51	7	0	0
Total Votes Cast	214	100.00%	<div><div></div></div>	63	120	31	0	0
Overvotes	0			0	0	0	0	0
Undervotes	1			1	0	0	0	0
Contest Totals	215			64	120	31	0	0

Summary Results Report
Joint General and Special Election
May 4, 2024

SOVC
FINAL
COLLIN COUNTY

PCT 059

Councilmember, Place No. 1 - City of Allen

Vote For 1

	TOTAL	VOTE %		Election Day	Early Voting	Ballots By Mail	Provisional	Limited Ballot
Mike Schaeffer	232	55.90%	<div><div></div></div>	43	174	15	0	0
Dave Scott	134	32.29%	<div><div></div></div>	43	83	7	1	0
Esrar Razvi	49	11.81%	<div><div></div></div>	16	31	2	0	0
Total Votes Cast	415	100.00%	<div><div></div></div>	102	288	24	1	0
Overvotes	0			0	0	0	0	0
Undervotes	12			3	8	1	0	0
Contest Totals	427			105	296	25	1	0

Councilmember, Place No. 3 - City of Allen

Vote For 1

	TOTAL	VOTE %		Election Day	Early Voting	Ballots By Mail	Provisional	Limited Ballot
Dave Cornette	162	39.23%	<div><div></div></div>	45	107	9	1	0
Ken Cook	189	45.76%	<div><div></div></div>	35	142	12	0	0
Saad Hamid	62	15.01%	<div><div></div></div>	22	37	3	0	0
Total Votes Cast	413	100.00%	<div><div></div></div>	102	286	24	1	0
Overvotes	0			0	0	0	0	0
Undervotes	14			3	10	1	0	0
Contest Totals	427			105	296	25	1	0

Councilmember, Place No. 5 - City of Allen

Vote For 1

	TOTAL	VOTE %		Election Day	Early Voting	Ballots By Mail	Provisional	Limited Ballot
Dave Shafer	152	37.16%	<div><div></div></div>	47	99	5	1	0
Zeeshan Naseh	50	12.22%	<div><div></div></div>	17	31	2	0	0
Walter Merrill	14	3.42%	<div><div></div></div>	2	11	1	0	0
Carl Clemencich	193	47.19%	<div><div></div></div>	37	142	14	0	0
Total Votes Cast	409	100.00%	<div><div></div></div>	103	283	22	1	0
Overvotes	0			0	0	0	0	0
Undervotes	18			2	13	3	0	0
Contest Totals	427			105	296	25	1	0

Board of Trustees, Place 1 – Allen ISD

Vote For 1

	TOTAL	VOTE %		Election Day	Early Voting	Ballots By Mail	Provisional	Limited Ballot
Sarah Mitchell	252	67.56%	<div><div></div></div>	52	180	20	0	0
Shanna Coulter	121	32.44%	<div><div></div></div>	37	80	3	1	0
Total Votes Cast	373	100.00%	<div><div></div></div>	89	260	23	1	0
Overvotes	0			0	0	0	0	0
Undervotes	54			16	36	2	0	0
Contest Totals	427			105	296	25	1	0

PCT 059

Board of Trustees, Place 2 – Allen ISD								
Vote For 1								
	TOTAL	VOTE %		Election Day	Early Voting	Ballots By Mail	Provisional	Limited Ballot
Veronica Yost	189	49.61%	<div><div></div></div>	41	135	13	0	0
Vatsa Ramanathan	192	50.39%	<div><div></div></div>	51	130	10	1	0
Total Votes Cast	381	100.00%	<div><div></div></div>	92	265	23	1	0
Overvotes	0			0	0	0	0	0
Undervotes	46			13	31	2	0	0
Contest Totals	427			105	296	25	1	0

Board of Trustees, Place 3 – Allen ISD								
Vote For 1								
	TOTAL	VOTE %		Election Day	Early Voting	Ballots By Mail	Provisional	Limited Ballot
Bill Pilcher	134	34.72%	<div><div></div></div>	31	99	3	1	0
John Holley	252	65.28%	<div><div></div></div>	57	174	21	0	0
Total Votes Cast	386	100.00%	<div><div></div></div>	88	273	24	1	0
Overvotes	0			0	0	0	0	0
Undervotes	41			17	23	1	0	0
Contest Totals	427			105	296	25	1	0

Summary Results Report
Joint General and Special Election
May 4, 2024

SOVC
FINAL
COLLIN COUNTY

PCT 060

Mayor - City of Parker

Vote For 1

	TOTAL	VOTE %		Election Day	Early Voting	Ballots By Mail	Provisional	Limited Ballot
Lee Pettie	182	100.00%	<div><div></div></div>	75	96	11	0	0
Total Votes Cast	182	100.00%	<div><div></div></div>	75	96	11	0	0
Overvotes	0			0	0	0	0	0
Undervotes	109			42	66	1	0	0
Contest Totals	291			117	162	12	0	0

Councilmember-At-Large - City of Parker

Vote For 2

	TOTAL	VOTE %		Election Day	Early Voting	Ballots By Mail	Provisional	Limited Ballot
Dawn R. Hedlund	143	27.29%	<div><div></div></div>	67	71	5	0	0
Buddy Pilgrim	191	36.45%	<div><div></div></div>	73	113	5	0	0
Randy Kercho	148	28.24%	<div><div></div></div>	53	91	4	0	0
Aubree Marino	42	8.02%	<div><div></div></div>	16	23	3	0	0
Total Votes Cast	524	100.00%	<div><div></div></div>	209	298	17	0	0
Overvotes	0			0	0	0	0	0
Undervotes	58			25	26	7	0	0
Contest Totals	582			234	324	24	0	0

Board of Trustees, Place 1 – Allen ISD

Vote For 1

	TOTAL	VOTE %		Election Day	Early Voting	Ballots By Mail	Provisional	Limited Ballot
Sarah Mitchell	66	77.65%	<div><div></div></div>	25	37	4	0	0
Shanna Coulter	19	22.35%	<div><div></div></div>	8	10	1	0	0
Total Votes Cast	85	100.00%	<div><div></div></div>	33	47	5	0	0
Overvotes	0			0	0	0	0	0
Undervotes	23			11	12	0	0	0
Contest Totals	108			44	59	5	0	0

Board of Trustees, Place 2 – Allen ISD

Vote For 1

	TOTAL	VOTE %		Election Day	Early Voting	Ballots By Mail	Provisional	Limited Ballot
Veronica Yost	78	92.86%	<div><div></div></div>	29	44	5	0	0
Vatsa Ramanathan	6	7.14%	<div><div></div></div>	4	2	0	0	0
Total Votes Cast	84	100.00%	<div><div></div></div>	33	46	5	0	0
Overvotes	0			0	0	0	0	0
Undervotes	24			11	13	0	0	0
Contest Totals	108			44	59	5	0	0

PCT 060

Board of Trustees, Place 3 – Allen ISD								
Vote For 1								
	TOTAL	VOTE %		Election Day	Early Voting	Ballots By Mail	Provision al	Limited Ballot
Bill Pilcher	43	53.09%	<div><div></div></div>	11	28	4	0	0
John Holley	38	46.91%	<div><div></div></div>	21	16	1	0	0
Total Votes Cast	81	100.00%	<div><div></div></div>	32	44	5	0	0
Overvotes	0			0	0	0	0	0
Undervotes	27			12	15	0	0	0
Contest Totals	108			44	59	5	0	0

Summary Results Report
Joint General and Special Election
May 4, 2024

SOVC
FINAL
COLLIN COUNTY

PCT 073

Proposition A – City of Dallas

Vote For 1

	TOTAL	VOTE %		Election Day	Early Voting	Ballots By Mail	Provision al	Limited Ballot
For	43	71.67%	<div><div></div></div>	20	19	4	0	0
Against	17	28.33%	<div><div></div></div>	6	10	1	0	0
Total Votes Cast	60	100.00%	<div><div></div></div>	26	29	5	0	0
Overvotes	0			0	0	0	0	0
Undervotes	0			0	0	0	0	0
Contest Totals	60			26	29	5	0	0

Proposition B – City of Dallas

Vote For 1

	TOTAL	VOTE %		Election Day	Early Voting	Ballots By Mail	Provision al	Limited Ballot
For	43	71.67%	<div><div></div></div>	19	20	4	0	0
Against	17	28.33%	<div><div></div></div>	7	9	1	0	0
Total Votes Cast	60	100.00%	<div><div></div></div>	26	29	5	0	0
Overvotes	0			0	0	0	0	0
Undervotes	0			0	0	0	0	0
Contest Totals	60			26	29	5	0	0

Proposition C – City of Dallas

Vote For 1

	TOTAL	VOTE %		Election Day	Early Voting	Ballots By Mail	Provision al	Limited Ballot
For	32	54.24%	<div><div></div></div>	14	14	4	0	0
Against	27	45.76%	<div><div></div></div>	11	15	1	0	0
Total Votes Cast	59	100.00%	<div><div></div></div>	25	29	5	0	0
Overvotes	0			0	0	0	0	0
Undervotes	1			1	0	0	0	0
Contest Totals	60			26	29	5	0	0

Proposition D – City of Dallas

Vote For 1

	TOTAL	VOTE %		Election Day	Early Voting	Ballots By Mail	Provision al	Limited Ballot
For	38	64.41%	<div><div></div></div>	17	17	4	0	0
Against	21	35.59%	<div><div></div></div>	9	11	1	0	0
Total Votes Cast	59	100.00%	<div><div></div></div>	26	28	5	0	0
Overvotes	0			0	0	0	0	0
Undervotes	1			0	1	0	0	0
Contest Totals	60			26	29	5	0	0

Summary Results Report
Joint General and Special Election
May 4, 2024

SOVC
FINAL
COLLIN COUNTY

PCT 073

Proposition E – City of Dallas

Vote For 1

	TOTAL	VOTE %		Election Day	Early Voting	Ballots By Mail	Provision al	Limited Ballot
For	38	64.41%	<div><div></div></div>	20	15	3	0	0
Against	21	35.59%	<div><div></div></div>	6	13	2	0	0
Total Votes Cast	59	100.00%	<div><div></div></div>	26	28	5	0	0
Overvotes	0			0	0	0	0	0
Undervotes	1			0	1	0	0	0
Contest Totals	60			26	29	5	0	0

Proposition F – City of Dallas

Vote For 1

	TOTAL	VOTE %		Election Day	Early Voting	Ballots By Mail	Provision al	Limited Ballot
For	41	69.49%	<div><div></div></div>	16	21	4	0	0
Against	18	30.51%	<div><div></div></div>	9	8	1	0	0
Total Votes Cast	59	100.00%	<div><div></div></div>	25	29	5	0	0
Overvotes	0			0	0	0	0	0
Undervotes	1			1	0	0	0	0
Contest Totals	60			26	29	5	0	0

Proposition G – City of Dallas

Vote For 1

	TOTAL	VOTE %		Election Day	Early Voting	Ballots By Mail	Provision al	Limited Ballot
For	32	53.33%	<div><div></div></div>	15	14	3	0	0
Against	28	46.67%	<div><div></div></div>	11	15	2	0	0
Total Votes Cast	60	100.00%	<div><div></div></div>	26	29	5	0	0
Overvotes	0			0	0	0	0	0
Undervotes	0			0	0	0	0	0
Contest Totals	60			26	29	5	0	0

Proposition H – City of Dallas

Vote For 1

	TOTAL	VOTE %		Election Day	Early Voting	Ballots By Mail	Provision al	Limited Ballot
For	27	46.55%	<div><div></div></div>	12	11	4	0	0
Against	31	53.45%	<div><div></div></div>	13	17	1	0	0
Total Votes Cast	58	100.00%	<div><div></div></div>	25	28	5	0	0
Overvotes	0			0	0	0	0	0
Undervotes	2			1	1	0	0	0
Contest Totals	60			26	29	5	0	0

PCT 073

Proposition I – City of Dallas
Vote For 1

	TOTAL	VOTE %		Election Day	Early Voting	Ballots By Mail	Provision al	Limited Ballot
For	39	66.10%	<div><div></div></div>	16	19	4	0	0
Against	20	33.90%	<div><div></div></div>	10	9	1	0	0
Total Votes Cast	59	100.00%	<div><div></div></div>	26	28	5	0	0
Overvotes	0			0	0	0	0	0
Undervotes	1			0	1	0	0	0
Contest Totals	60			26	29	5	0	0

Proposition J – City of Dallas
Vote For 1

	TOTAL	VOTE %		Election Day	Early Voting	Ballots By Mail	Provision al	Limited Ballot
For	40	66.67%	<div><div></div></div>	19	18	3	0	0
Against	20	33.33%	<div><div></div></div>	7	11	2	0	0
Total Votes Cast	60	100.00%	<div><div></div></div>	26	29	5	0	0
Overvotes	0			0	0	0	0	0
Undervotes	0			0	0	0	0	0
Contest Totals	60			26	29	5	0	0

PCT 074

Proposition A – City of Dallas

Vote For 1

	TOTAL	VOTE %		Election Day	Early Voting	Ballots By Mail	Provision al	Limited Ballot
For	114	83.21%	<div><div></div></div>	37	75	2	0	0
Against	23	16.79%	<div><div></div></div>	5	14	4	0	0
Total Votes Cast	137	100.00%	<div><div></div></div>	42	89	6	0	0
Overvotes	0			0	0	0	0	0
Undervotes	0			0	0	0	0	0
Contest Totals	137			42	89	6	0	0

Proposition B – City of Dallas

Vote For 1

	TOTAL	VOTE %		Election Day	Early Voting	Ballots By Mail	Provision al	Limited Ballot
For	94	68.61%	<div><div></div></div>	34	59	1	0	0
Against	43	31.39%	<div><div></div></div>	8	30	5	0	0
Total Votes Cast	137	100.00%	<div><div></div></div>	42	89	6	0	0
Overvotes	0			0	0	0	0	0
Undervotes	0			0	0	0	0	0
Contest Totals	137			42	89	6	0	0

Proposition C – City of Dallas

Vote For 1

	TOTAL	VOTE %		Election Day	Early Voting	Ballots By Mail	Provision al	Limited Ballot
For	63	46.32%	<div><div></div></div>	18	44	1	0	0
Against	73	53.68%	<div><div></div></div>	24	44	5	0	0
Total Votes Cast	136	100.00%	<div><div></div></div>	42	88	6	0	0
Overvotes	0			0	0	0	0	0
Undervotes	1			0	1	0	0	0
Contest Totals	137			42	89	6	0	0

Proposition D – City of Dallas

Vote For 1

	TOTAL	VOTE %		Election Day	Early Voting	Ballots By Mail	Provision al	Limited Ballot
For	81	60.45%	<div><div></div></div>	29	50	2	0	0
Against	53	39.55%	<div><div></div></div>	13	36	4	0	0
Total Votes Cast	134	100.00%	<div><div></div></div>	42	86	6	0	0
Overvotes	0			0	0	0	0	0
Undervotes	3			0	3	0	0	0
Contest Totals	137			42	89	6	0	0

Summary Results Report
Joint General and Special Election
May 4, 2024

SOVC
FINAL
COLLIN COUNTY

PCT 074

Proposition E – City of Dallas

Vote For 1

	TOTAL	VOTE %		Election Day	Early Voting	Ballots By Mail	Provision al	Limited Ballot
For	68	50.75%	<div><div></div></div>	28	40	0	0	0
Against	66	49.25%	<div><div></div></div>	14	46	6	0	0
Total Votes Cast	134	100.00%	<div><div></div></div>	42	86	6	0	0
Overvotes	0			0	0	0	0	0
Undervotes	3			0	3	0	0	0
Contest Totals	137			42	89	6	0	0

Proposition F – City of Dallas

Vote For 1

	TOTAL	VOTE %		Election Day	Early Voting	Ballots By Mail	Provision al	Limited Ballot
For	97	71.32%	<div><div></div></div>	29	64	4	0	0
Against	39	28.68%	<div><div></div></div>	13	24	2	0	0
Total Votes Cast	136	100.00%	<div><div></div></div>	42	88	6	0	0
Overvotes	0			0	0	0	0	0
Undervotes	1			0	1	0	0	0
Contest Totals	137			42	89	6	0	0

Proposition G – City of Dallas

Vote For 1

	TOTAL	VOTE %		Election Day	Early Voting	Ballots By Mail	Provision al	Limited Ballot
For	60	45.11%	<div><div></div></div>	23	37	0	0	0
Against	73	54.89%	<div><div></div></div>	19	48	6	0	0
Total Votes Cast	133	100.00%	<div><div></div></div>	42	85	6	0	0
Overvotes	0			0	0	0	0	0
Undervotes	4			0	4	0	0	0
Contest Totals	137			42	89	6	0	0

Proposition H – City of Dallas

Vote For 1

	TOTAL	VOTE %		Election Day	Early Voting	Ballots By Mail	Provision al	Limited Ballot
For	53	38.97%	<div><div></div></div>	18	34	1	0	0
Against	83	61.03%	<div><div></div></div>	24	54	5	0	0
Total Votes Cast	136	100.00%	<div><div></div></div>	42	88	6	0	0
Overvotes	0			0	0	0	0	0
Undervotes	1			0	1	0	0	0
Contest Totals	137			42	89	6	0	0

PCT 074

Proposition I – City of Dallas
Vote For 1

	TOTAL	VOTE %		Election Day	Early Voting	Ballots By Mail	Provision al	Limited Ballot
For	82	60.29%	<div><div></div></div>	28	51	3	0	0
Against	54	39.71%	<div><div></div></div>	14	37	3	0	0
Total Votes Cast	136	100.00%	<div><div></div></div>	42	88	6	0	0
Overvotes	0			0	0	0	0	0
Undervotes	1			0	1	0	0	0
Contest Totals	137			42	89	6	0	0

Proposition J – City of Dallas
Vote For 1

	TOTAL	VOTE %		Election Day	Early Voting	Ballots By Mail	Provision al	Limited Ballot
For	96	70.07%	<div><div></div></div>	34	59	3	0	0
Against	41	29.93%	<div><div></div></div>	8	30	3	0	0
Total Votes Cast	137	100.00%	<div><div></div></div>	42	89	6	0	0
Overvotes	0			0	0	0	0	0
Undervotes	0			0	0	0	0	0
Contest Totals	137			42	89	6	0	0

Summary Results Report
Joint General and Special Election
May 4, 2024

SOVC
FINAL
COLLIN COUNTY

PCT 079

Proposition A – City of Dallas

Vote For 1

	TOTAL	VOTE %		Election Day	Early Voting	Ballots By Mail	Provision al	Limited Ballot
For	106	79.70%	<div><div></div></div>	21	76	9	0	0
Against	27	20.30%	<div><div></div></div>	7	15	5	0	0
Total Votes Cast	133	100.00%	<div><div></div></div>	28	91	14	0	0
Overvotes	0			0	0	0	0	0
Undervotes	1			0	1	0	0	0
Contest Totals	134			28	92	14	0	0

Proposition B – City of Dallas

Vote For 1

	TOTAL	VOTE %		Election Day	Early Voting	Ballots By Mail	Provision al	Limited Ballot
For	95	71.43%	<div><div></div></div>	19	70	6	0	0
Against	38	28.57%	<div><div></div></div>	9	21	8	0	0
Total Votes Cast	133	100.00%	<div><div></div></div>	28	91	14	0	0
Overvotes	0			0	0	0	0	0
Undervotes	1			0	1	0	0	0
Contest Totals	134			28	92	14	0	0

Proposition C – City of Dallas

Vote For 1

	TOTAL	VOTE %		Election Day	Early Voting	Ballots By Mail	Provision al	Limited Ballot
For	57	42.54%	<div><div></div></div>	15	32	10	0	0
Against	77	57.46%	<div><div></div></div>	13	60	4	0	0
Total Votes Cast	134	100.00%	<div><div></div></div>	28	92	14	0	0
Overvotes	0			0	0	0	0	0
Undervotes	0			0	0	0	0	0
Contest Totals	134			28	92	14	0	0

Proposition D – City of Dallas

Vote For 1

	TOTAL	VOTE %		Election Day	Early Voting	Ballots By Mail	Provision al	Limited Ballot
For	76	58.91%	<div><div></div></div>	16	54	6	0	0
Against	53	41.09%	<div><div></div></div>	10	35	8	0	0
Total Votes Cast	129	100.00%	<div><div></div></div>	26	89	14	0	0
Overvotes	0			0	0	0	0	0
Undervotes	5			2	3	0	0	0
Contest Totals	134			28	92	14	0	0

Summary Results Report
Joint General and Special Election
May 4, 2024

SOVC
FINAL
COLLIN COUNTY

PCT 079

Proposition E – City of Dallas

Vote For 1

	TOTAL	VOTE %		Election Day	Early Voting	Ballots By Mail	Provision al	Limited Ballot
For	62	48.06%	<div><div></div></div>	15	42	5	0	0
Against	67	51.94%	<div><div></div></div>	11	47	9	0	0
Total Votes Cast	129	100.00%	<div><div></div></div>	26	89	14	0	0
Overvotes	0			0	0	0	0	0
Undervotes	5			2	3	0	0	0
Contest Totals	134			28	92	14	0	0

Proposition F – City of Dallas

Vote For 1

	TOTAL	VOTE %		Election Day	Early Voting	Ballots By Mail	Provision al	Limited Ballot
For	98	74.24%	<div><div></div></div>	15	74	9	0	0
Against	34	25.76%	<div><div></div></div>	13	16	5	0	0
Total Votes Cast	132	100.00%	<div><div></div></div>	28	90	14	0	0
Overvotes	0			0	0	0	0	0
Undervotes	2			0	2	0	0	0
Contest Totals	134			28	92	14	0	0

Proposition G – City of Dallas

Vote For 1

	TOTAL	VOTE %		Election Day	Early Voting	Ballots By Mail	Provision al	Limited Ballot
For	51	40.80%	<div><div></div></div>	9	38	4	0	0
Against	74	59.20%	<div><div></div></div>	17	48	9	0	0
Total Votes Cast	125	100.00%	<div><div></div></div>	26	86	13	0	0
Overvotes	0			0	0	0	0	0
Undervotes	9			2	6	1	0	0
Contest Totals	134			28	92	14	0	0

Proposition H – City of Dallas

Vote For 1

	TOTAL	VOTE %		Election Day	Early Voting	Ballots By Mail	Provision al	Limited Ballot
For	40	30.30%	<div><div></div></div>	7	27	6	0	0
Against	92	69.70%	<div><div></div></div>	21	64	7	0	0
Total Votes Cast	132	100.00%	<div><div></div></div>	28	91	13	0	0
Overvotes	0			0	0	0	0	0
Undervotes	2			0	1	1	0	0
Contest Totals	134			28	92	14	0	0

PCT 079

Proposition I – City of Dallas
Vote For 1

	TOTAL	VOTE %		Election Day	Early Voting	Ballots By Mail	Provision al	Limited Ballot
For	67	51.94%	<div><div></div></div>	12	50	5	0	0
Against	62	48.06%	<div><div></div></div>	14	40	8	0	0
Total Votes Cast	129	100.00%	<div><div></div></div>	26	90	13	0	0
Overvotes	0			0	0	0	0	0
Undervotes	5			2	2	1	0	0
Contest Totals	134			28	92	14	0	0

Proposition J – City of Dallas
Vote For 1

	TOTAL	VOTE %		Election Day	Early Voting	Ballots By Mail	Provision al	Limited Ballot
For	101	76.52%	<div><div></div></div>	18	72	11	0	0
Against	31	23.48%	<div><div></div></div>	10	19	2	0	0
Total Votes Cast	132	100.00%	<div><div></div></div>	28	91	13	0	0
Overvotes	0			0	0	0	0	0
Undervotes	2			0	1	1	0	0
Contest Totals	134			28	92	14	0	0

Summary Results Report
Joint General and Special Election
May 4, 2024

SOVC
FINAL
COLLIN COUNTY

PCT 080

Councilmember, Place No. 1 - City of Allen

Vote For 1

	TOTAL	VOTE %		Election Day	Early Voting	Ballots By Mail	Provisional	Limited Ballot
Mike Schaeffer	204	65.59%	<div><div></div></div>	39	144	21	0	0
Dave Scott	83	26.69%	<div><div></div></div>	16	65	2	0	0
Esrar Razvi	24	7.72%	<div><div></div></div>	5	16	3	0	0
Total Votes Cast	311	100.00%	<div><div></div></div>	60	225	26	0	0
Overvotes	0			0	0	0	0	0
Undervotes	5			2	3	0	0	0
Contest Totals	316			62	228	26	0	0

Councilmember, Place No. 3 - City of Allen

Vote For 1

	TOTAL	VOTE %		Election Day	Early Voting	Ballots By Mail	Provisional	Limited Ballot
Dave Cornette	105	33.76%	<div><div></div></div>	24	73	8	0	0
Ken Cook	170	54.66%	<div><div></div></div>	30	126	14	0	0
Saad Hamid	36	11.58%	<div><div></div></div>	8	24	4	0	0
Total Votes Cast	311	100.00%	<div><div></div></div>	62	223	26	0	0
Overvotes	0			0	0	0	0	0
Undervotes	5			0	5	0	0	0
Contest Totals	316			62	228	26	0	0

Councilmember, Place No. 5 - City of Allen

Vote For 1

	TOTAL	VOTE %		Election Day	Early Voting	Ballots By Mail	Provisional	Limited Ballot
Dave Shafer	81	26.04%	<div><div></div></div>	16	58	7	0	0
Zeeshan Naseh	27	8.68%	<div><div></div></div>	6	20	1	0	0
Walter Merrill	13	4.18%	<div><div></div></div>	0	7	6	0	0
Carl Clemencich	190	61.09%	<div><div></div></div>	38	140	12	0	0
Total Votes Cast	311	100.00%	<div><div></div></div>	60	225	26	0	0
Overvotes	0			0	0	0	0	0
Undervotes	5			2	3	0	0	0
Contest Totals	316			62	228	26	0	0

Board of Trustees, Place 1 – Allen ISD

Vote For 1

	TOTAL	VOTE %		Election Day	Early Voting	Ballots By Mail	Provisional	Limited Ballot
Sarah Mitchell	211	74.04%	<div><div></div></div>	42	148	21	0	0
Shanna Coulter	74	25.96%	<div><div></div></div>	14	56	4	0	0
Total Votes Cast	285	100.00%	<div><div></div></div>	56	204	25	0	0
Overvotes	0			0	0	0	0	0
Undervotes	31			6	24	1	0	0
Contest Totals	316			62	228	26	0	0

PCT 080

Board of Trustees, Place 2 – Allen ISD								
Vote For 1								
	TOTAL	VOTE %		Election Day	Early Voting	Ballots By Mail	Provisional	Limited Ballot
Veronica Yost	203	70.49%	<div><div></div></div>	37	151	15	0	0
Vatsa Ramanathan	85	29.51%	<div><div></div></div>	21	56	8	0	0
Total Votes Cast	288	100.00%	<div><div></div></div>	58	207	23	0	0
Overvotes	0			0	0	0	0	0
Undervotes	28			4	21	3	0	0
Contest Totals	316			62	228	26	0	0

Board of Trustees, Place 3 – Allen ISD								
Vote For 1								
	TOTAL	VOTE %		Election Day	Early Voting	Ballots By Mail	Provisional	Limited Ballot
Bill Pilcher	110	38.06%	<div><div></div></div>	23	72	15	0	0
John Holley	179	61.94%	<div><div></div></div>	35	134	10	0	0
Total Votes Cast	289	100.00%	<div><div></div></div>	58	206	25	0	0
Overvotes	0			0	0	0	0	0
Undervotes	27			4	22	1	0	0
Contest Totals	316			62	228	26	0	0

Summary Results Report
Joint General and Special Election
May 4, 2024

SOVC
FINAL
COLLIN COUNTY

PCT 082

Councilmember, Place No. 1 - City of Allen

Vote For 1

	TOTAL	VOTE %		Election Day	Early Voting	Ballots By Mail	Provisional	Limited Ballot
Mike Schaeffer	96	50.00%	<div><div></div></div>	24	67	5	0	0
Dave Scott	76	39.58%	<div><div></div></div>	29	41	4	2	0
Esrar Razvi	20	10.42%	<div><div></div></div>	5	11	2	2	0
Total Votes Cast	192	100.00%	<div><div></div></div>	58	119	11	4	0
Overvotes	0			0	0	0	0	0
Undervotes	2			2	0	0	0	0
Contest Totals	194			60	119	11	4	0

Councilmember, Place No. 3 - City of Allen

Vote For 1

	TOTAL	VOTE %		Election Day	Early Voting	Ballots By Mail	Provisional	Limited Ballot
Dave Cornette	86	45.03%	<div><div></div></div>	32	46	6	2	0
Ken Cook	79	41.36%	<div><div></div></div>	21	55	3	0	0
Saad Hamid	26	13.61%	<div><div></div></div>	5	17	2	2	0
Total Votes Cast	191	100.00%	<div><div></div></div>	58	118	11	4	0
Overvotes	0			0	0	0	0	0
Undervotes	3			2	1	0	0	0
Contest Totals	194			60	119	11	4	0

Councilmember, Place No. 5 - City of Allen

Vote For 1

	TOTAL	VOTE %		Election Day	Early Voting	Ballots By Mail	Provisional	Limited Ballot
Dave Shafer	84	43.75%	<div><div></div></div>	32	45	5	2	0
Zeeshan Naseh	19	9.90%	<div><div></div></div>	5	12	0	2	0
Walter Merrill	10	5.21%	<div><div></div></div>	5	3	2	0	0
Carl Clemencich	79	41.15%	<div><div></div></div>	16	59	4	0	0
Total Votes Cast	192	100.00%	<div><div></div></div>	58	119	11	4	0
Overvotes	0			0	0	0	0	0
Undervotes	2			2	0	0	0	0
Contest Totals	194			60	119	11	4	0

Board of Trustees, Place 1 – Allen ISD

Vote For 1

	TOTAL	VOTE %		Election Day	Early Voting	Ballots By Mail	Provisional	Limited Ballot
Sarah Mitchell	127	69.78%	<div><div></div></div>	40	77	7	3	0
Shanna Coulter	55	30.22%	<div><div></div></div>	17	34	4	0	0
Total Votes Cast	182	100.00%	<div><div></div></div>	57	111	11	3	0
Overvotes	0			0	0	0	0	0
Undervotes	12			3	8	0	1	0
Contest Totals	194			60	119	11	4	0

PCT 082

Board of Trustees, Place 2 – Allen ISD
Vote For 1

	TOTAL	VOTE %		Election Day	Early Voting	Ballots By Mail	Provision al	Limited Ballot
Veronica Yost	131	73.18%	<div><div></div></div>	40	77	11	3	0
Vatsa Ramanathan	48	26.82%	<div><div></div></div>	16	32	0	0	0
Total Votes Cast	179	100.00%	<div><div></div></div>	56	109	11	3	0
Overvotes	0			0	0	0	0	0
Undervotes	15			4	10	0	1	0
Contest Totals	194			60	119	11	4	0

Board of Trustees, Place 3 – Allen ISD
Vote For 1

	TOTAL	VOTE %		Election Day	Early Voting	Ballots By Mail	Provision al	Limited Ballot
Bill Pilcher	91	50.56%	<div><div></div></div>	26	57	6	2	0
John Holley	89	49.44%	<div><div></div></div>	31	52	4	2	0
Total Votes Cast	180	100.00%	<div><div></div></div>	57	109	10	4	0
Overvotes	0			0	0	0	0	0
Undervotes	14			3	10	1	0	0
Contest Totals	194			60	119	11	4	0

PCT 083

Councilmember, Place 2 – City of Wylie
Vote For 1

	TOTAL	VOTE %		Election Day	Early Voting	Ballots By Mail	Provision al	Limited Ballot
Ahmed Abdelghani	39	12.83%	<div><div></div></div>	15	20	4	0	0
Dave Strang	265	87.17%	<div><div></div></div>	84	152	28	1	0
Total Votes Cast	304	100.00%	<div><div></div></div>	99	172	32	1	0
Overvotes	0			0	0	0	0	0
Undervotes	5			2	3	0	0	0
Contest Totals	309			101	175	32	1	0

Councilmember, Place 4 – City of Wylie
Vote For 1

	TOTAL	VOTE %		Election Day	Early Voting	Ballots By Mail	Provision al	Limited Ballot
Danish Aftab	40	12.99%	<div><div></div></div>	15	20	5	0	0
Scott Williams	268	87.01%	<div><div></div></div>	86	155	26	1	0
Total Votes Cast	308	100.00%	<div><div></div></div>	101	175	31	1	0
Overvotes	0			0	0	0	0	0
Undervotes	1			0	0	1	0	0
Contest Totals	309			101	175	32	1	0

PCT 084

Proposition A – City of Dallas

Vote For 1

	TOTAL	VOTE %		Election Day	Early Voting	Ballots By Mail	Provision al	Limited Ballot
For	142	88.75%	<div><div></div></div>	49	77	16	0	0
Against	18	11.25%	<div><div></div></div>	8	8	2	0	0
Total Votes Cast	160	100.00%	<div><div></div></div>	57	85	18	0	0
Overvotes	0			0	0	0	0	0
Undervotes	1			0	0	1	0	0
Contest Totals	161			57	85	19	0	0

Proposition B – City of Dallas

Vote For 1

	TOTAL	VOTE %		Election Day	Early Voting	Ballots By Mail	Provision al	Limited Ballot
For	123	76.88%	<div><div></div></div>	43	66	14	0	0
Against	37	23.12%	<div><div></div></div>	14	19	4	0	0
Total Votes Cast	160	100.00%	<div><div></div></div>	57	85	18	0	0
Overvotes	0			0	0	0	0	0
Undervotes	1			0	0	1	0	0
Contest Totals	161			57	85	19	0	0

Proposition C – City of Dallas

Vote For 1

	TOTAL	VOTE %		Election Day	Early Voting	Ballots By Mail	Provision al	Limited Ballot
For	63	39.38%	<div><div></div></div>	21	27	15	0	0
Against	97	60.62%	<div><div></div></div>	36	58	3	0	0
Total Votes Cast	160	100.00%	<div><div></div></div>	57	85	18	0	0
Overvotes	0			0	0	0	0	0
Undervotes	1			0	0	1	0	0
Contest Totals	161			57	85	19	0	0

Proposition D – City of Dallas

Vote For 1

	TOTAL	VOTE %		Election Day	Early Voting	Ballots By Mail	Provision al	Limited Ballot
For	108	69.23%	<div><div></div></div>	37	58	13	0	0
Against	48	30.77%	<div><div></div></div>	18	26	4	0	0
Total Votes Cast	156	100.00%	<div><div></div></div>	55	84	17	0	0
Overvotes	0			0	0	0	0	0
Undervotes	5			2	1	2	0	0
Contest Totals	161			57	85	19	0	0

Summary Results Report
Joint General and Special Election
May 4, 2024

SOVC
FINAL
COLLIN COUNTY

PCT 084

Proposition E – City of Dallas

Vote For 1

	TOTAL	VOTE %		Election Day	Early Voting	Ballots By Mail	Provision al	Limited Ballot
For	98	62.42%	<div><div></div></div>	35	50	13	0	0
Against	59	37.58%	<div><div></div></div>	21	34	4	0	0
Total Votes Cast	157	100.00%	<div><div></div></div>	56	84	17	0	0
Overvotes	0			0	0	0	0	0
Undervotes	4			1	1	2	0	0
Contest Totals	161			57	85	19	0	0

Proposition F – City of Dallas

Vote For 1

	TOTAL	VOTE %		Election Day	Early Voting	Ballots By Mail	Provision al	Limited Ballot
For	137	86.16%	<div><div></div></div>	50	75	12	0	0
Against	22	13.84%	<div><div></div></div>	7	10	5	0	0
Total Votes Cast	159	100.00%	<div><div></div></div>	57	85	17	0	0
Overvotes	0			0	0	0	0	0
Undervotes	2			0	0	2	0	0
Contest Totals	161			57	85	19	0	0

Proposition G – City of Dallas

Vote For 1

	TOTAL	VOTE %		Election Day	Early Voting	Ballots By Mail	Provision al	Limited Ballot
For	86	54.43%	<div><div></div></div>	28	47	11	0	0
Against	72	45.57%	<div><div></div></div>	28	37	7	0	0
Total Votes Cast	158	100.00%	<div><div></div></div>	56	84	18	0	0
Overvotes	0			0	0	0	0	0
Undervotes	3			1	1	1	0	0
Contest Totals	161			57	85	19	0	0

Proposition H – City of Dallas

Vote For 1

	TOTAL	VOTE %		Election Day	Early Voting	Ballots By Mail	Provision al	Limited Ballot
For	53	33.12%	<div><div></div></div>	15	26	12	0	0
Against	107	66.88%	<div><div></div></div>	42	59	6	0	0
Total Votes Cast	160	100.00%	<div><div></div></div>	57	85	18	0	0
Overvotes	0			0	0	0	0	0
Undervotes	1			0	0	1	0	0
Contest Totals	161			57	85	19	0	0

PCT 084

Proposition I – City of Dallas
Vote For 1

	TOTAL	VOTE %		Election Day	Early Voting	Ballots By Mail	Provision al	Limited Ballot
For	107	67.72%	<div><div></div></div>	35	55	17	0	0
Against	51	32.28%	<div><div></div></div>	21	29	1	0	0
Total Votes Cast	158	100.00%	<div><div></div></div>	56	84	18	0	0
Overvotes	0			0	0	0	0	0
Undervotes	3			1	1	1	0	0
Contest Totals	161			57	85	19	0	0

Proposition J – City of Dallas
Vote For 1

	TOTAL	VOTE %		Election Day	Early Voting	Ballots By Mail	Provision al	Limited Ballot
For	140	87.50%	<div><div></div></div>	49	76	15	0	0
Against	20	12.50%	<div><div></div></div>	8	9	3	0	0
Total Votes Cast	160	100.00%	<div><div></div></div>	57	85	18	0	0
Overvotes	0			0	0	0	0	0
Undervotes	1			0	0	1	0	0
Contest Totals	161			57	85	19	0	0

Summary Results Report
Joint General and Special Election
May 4, 2024

SOVC
FINAL
COLLIN COUNTY

PCT 087

City Council, Place 1 - City of Frisco

Vote For 1

	TOTAL	VOTE %		Election Day	Early Voting	Ballots By Mail	Provisional	Limited Ballot
Mark Piland	50	23.26%	<div><div></div></div>	36	13	1	0	0
John Keating	165	76.74%	<div><div></div></div>	107	56	2	0	0
Total Votes Cast	215	100.00%	<div><div></div></div>	143	69	3	0	0
Overvotes	0			0	0	0	0	0
Undervotes	2			0	2	0	0	0
Contest Totals	217			143	71	3	0	0

City Council, Place 3 - City of Frisco

Vote For 1

	TOTAL	VOTE %		Election Day	Early Voting	Ballots By Mail	Provisional	Limited Ballot
John Redmond	37	17.79%	<div><div></div></div>	27	10	0	0	0
Angelia Pelham	171	82.21%	<div><div></div></div>	111	57	3	0	0
Total Votes Cast	208	100.00%	<div><div></div></div>	138	67	3	0	0
Overvotes	0			0	0	0	0	0
Undervotes	9			5	4	0	0	0
Contest Totals	217			143	71	3	0	0

Proposition A - City of Frisco

Vote For 1

	TOTAL	VOTE %		Election Day	Early Voting	Ballots By Mail	Provisional	Limited Ballot
For the Proposition	85	41.87%	<div><div></div></div>	60	22	3	0	0
Against the Proposition	118	58.13%	<div><div></div></div>	71	47	0	0	0
Total Votes Cast	203	100.00%	<div><div></div></div>	131	69	3	0	0
Overvotes	0			0	0	0	0	0
Undervotes	14			12	2	0	0	0
Contest Totals	217			143	71	3	0	0

Proposition B - City of Frisco

Vote For 1

	TOTAL	VOTE %		Election Day	Early Voting	Ballots By Mail	Provisional	Limited Ballot
For the Proposition	68	33.33%	<div><div></div></div>	48	18	2	0	0
Against the Proposition	136	66.67%	<div><div></div></div>	83	52	1	0	0
Total Votes Cast	204	100.00%	<div><div></div></div>	131	70	3	0	0
Overvotes	0			0	0	0	0	0
Undervotes	13			12	1	0	0	0
Contest Totals	217			143	71	3	0	0

PCT 087

Trustee, Place 6 – Frisco ISD
Vote For 1

	TOTAL	VOTE %		Election Day	Early Voting	Ballots By Mail	Provision al	Limited Ballot
Fred Kaiser	46	23.47%	<div><div></div></div>	26	18	2	0	0
Sherrie Salas	150	76.53%	<div><div></div></div>	103	46	1	0	0
Total Votes Cast	196	100.00%	<div><div></div></div>	129	64	3	0	0
Overvotes	0			0	0	0	0	0
Undervotes	21			14	7	0	0	0
Contest Totals	217			143	71	3	0	0

Trustee, Place 7 – Frisco ISD
Vote For 1

	TOTAL	VOTE %		Election Day	Early Voting	Ballots By Mail	Provision al	Limited Ballot
Melanie Barrios - Jones	46	22.77%	<div><div></div></div>	37	7	2	0	0
Keith Maddox	156	77.23%	<div><div></div></div>	94	61	1	0	0
Total Votes Cast	202	100.00%	<div><div></div></div>	131	68	3	0	0
Overvotes	0			0	0	0	0	0
Undervotes	15			12	3	0	0	0
Contest Totals	217			143	71	3	0	0

Summary Results Report
Joint General and Special Election
May 4, 2024

SOVC
FINAL
COLLIN COUNTY

PCT 088

Proposition A – City of Dallas

Vote For 1

	TOTAL	VOTE %		Election Day	Early Voting	Ballots By Mail	Provision al	Limited Ballot
For	26	92.86%	<div><div></div></div>	3	19	4	0	0
Against	2	7.14%	<div><div></div></div>	0	2	0	0	0
Total Votes Cast	28	100.00%	<div><div></div></div>	3	21	4	0	0
Overvotes	0			0	0	0	0	0
Undervotes	0			0	0	0	0	0
Contest Totals	28			3	21	4	0	0

Proposition B – City of Dallas

Vote For 1

	TOTAL	VOTE %		Election Day	Early Voting	Ballots By Mail	Provision al	Limited Ballot
For	22	78.57%	<div><div></div></div>	3	18	1	0	0
Against	6	21.43%	<div><div></div></div>	0	3	3	0	0
Total Votes Cast	28	100.00%	<div><div></div></div>	3	21	4	0	0
Overvotes	0			0	0	0	0	0
Undervotes	0			0	0	0	0	0
Contest Totals	28			3	21	4	0	0

Proposition C – City of Dallas

Vote For 1

	TOTAL	VOTE %		Election Day	Early Voting	Ballots By Mail	Provision al	Limited Ballot
For	14	51.85%	<div><div></div></div>	3	7	4	0	0
Against	13	48.15%	<div><div></div></div>	0	13	0	0	0
Total Votes Cast	27	100.00%	<div><div></div></div>	3	20	4	0	0
Overvotes	0			0	0	0	0	0
Undervotes	1			0	1	0	0	0
Contest Totals	28			3	21	4	0	0

Proposition D – City of Dallas

Vote For 1

	TOTAL	VOTE %		Election Day	Early Voting	Ballots By Mail	Provision al	Limited Ballot
For	16	64.00%	<div><div></div></div>	3	12	1	0	0
Against	9	36.00%	<div><div></div></div>	0	6	3	0	0
Total Votes Cast	25	100.00%	<div><div></div></div>	3	18	4	0	0
Overvotes	0			0	0	0	0	0
Undervotes	3			0	3	0	0	0
Contest Totals	28			3	21	4	0	0

Summary Results Report
Joint General and Special Election
May 4, 2024

SOVC
FINAL
COLLIN COUNTY

PCT 088

Proposition E – City of Dallas

Vote For 1

	TOTAL	VOTE %		Election Day	Early Voting	Ballots By Mail	Provision al	Limited Ballot
For	14	56.00%	<div><div></div></div>	3	11	0	0	0
Against	11	44.00%	<div><div></div></div>	0	7	4	0	0
Total Votes Cast	25	100.00%	<div><div></div></div>	3	18	4	0	0
Overvotes	0			0	0	0	0	0
Undervotes	3			0	3	0	0	0
Contest Totals	28			3	21	4	0	0

Proposition F – City of Dallas

Vote For 1

	TOTAL	VOTE %		Election Day	Early Voting	Ballots By Mail	Provision al	Limited Ballot
For	20	74.07%	<div><div></div></div>	2	16	2	0	0
Against	7	25.93%	<div><div></div></div>	1	5	1	0	0
Total Votes Cast	27	100.00%	<div><div></div></div>	3	21	3	0	0
Overvotes	0			0	0	0	0	0
Undervotes	1			0	0	1	0	0
Contest Totals	28			3	21	4	0	0

Proposition G – City of Dallas

Vote For 1

	TOTAL	VOTE %		Election Day	Early Voting	Ballots By Mail	Provision al	Limited Ballot
For	13	52.00%	<div><div></div></div>	3	10	0	0	0
Against	12	48.00%	<div><div></div></div>	0	8	4	0	0
Total Votes Cast	25	100.00%	<div><div></div></div>	3	18	4	0	0
Overvotes	0			0	0	0	0	0
Undervotes	3			0	3	0	0	0
Contest Totals	28			3	21	4	0	0

Proposition H – City of Dallas

Vote For 1

	TOTAL	VOTE %		Election Day	Early Voting	Ballots By Mail	Provision al	Limited Ballot
For	8	30.77%	<div><div></div></div>	3	5	0	0	0
Against	18	69.23%	<div><div></div></div>	0	15	3	0	0
Total Votes Cast	26	100.00%	<div><div></div></div>	3	20	3	0	0
Overvotes	0			0	0	0	0	0
Undervotes	2			0	1	1	0	0
Contest Totals	28			3	21	4	0	0

PCT 088

Proposition I – City of Dallas
Vote For 1

	TOTAL	VOTE %		Election Day	Early Voting	Ballots By Mail	Provision al	Limited Ballot
For	16	64.00%	<div><div></div></div>	3	12	1	0	0
Against	9	36.00%	<div><div></div></div>	0	6	3	0	0
Total Votes Cast	25	100.00%	<div><div></div></div>	3	18	4	0	0
Overvotes	0			0	0	0	0	0
Undervotes	3			0	3	0	0	0
Contest Totals	28			3	21	4	0	0

Proposition J – City of Dallas
Vote For 1

	TOTAL	VOTE %		Election Day	Early Voting	Ballots By Mail	Provision al	Limited Ballot
For	20	71.43%	<div><div></div></div>	3	16	1	0	0
Against	8	28.57%	<div><div></div></div>	0	5	3	0	0
Total Votes Cast	28	100.00%	<div><div></div></div>	3	21	4	0	0
Overvotes	0			0	0	0	0	0
Undervotes	0			0	0	0	0	0
Contest Totals	28			3	21	4	0	0

Summary Results Report
Joint General and Special Election
May 4, 2024

SOVC
FINAL
COLLIN COUNTY

PCT 092

City Council, Place 1 - City of Frisco

Vote For 1

	TOTAL	VOTE %		Election Day	Early Voting	Ballots By Mail	Provision al	Limited Ballot
Mark Piland	129	41.75%	<div><div></div></div>	36	87	6	0	0
John Keating	180	58.25%	<div><div></div></div>	58	102	20	0	0
Total Votes Cast	309	100.00%	<div><div></div></div>	94	189	26	0	0
Overvotes	0			0	0	0	0	0
Undervotes	11			4	5	2	0	0
Contest Totals	320			98	194	28	0	0

City Council, Place 3 - City of Frisco

Vote For 1

	TOTAL	VOTE %		Election Day	Early Voting	Ballots By Mail	Provision al	Limited Ballot
John Redmond	104	33.66%	<div><div></div></div>	30	71	3	0	0
Angelia Pelham	205	66.34%	<div><div></div></div>	62	119	24	0	0
Total Votes Cast	309	100.00%	<div><div></div></div>	92	190	27	0	0
Overvotes	0			0	0	0	0	0
Undervotes	11			6	4	1	0	0
Contest Totals	320			98	194	28	0	0

Proposition A - City of Frisco

Vote For 1

	TOTAL	VOTE %		Election Day	Early Voting	Ballots By Mail	Provision al	Limited Ballot
For the Proposition	157	49.53%	<div><div></div></div>	41	98	18	0	0
Against the Proposition	160	50.47%	<div><div></div></div>	55	95	10	0	0
Total Votes Cast	317	100.00%	<div><div></div></div>	96	193	28	0	0
Overvotes	0			0	0	0	0	0
Undervotes	3			2	1	0	0	0
Contest Totals	320			98	194	28	0	0

Proposition B - City of Frisco

Vote For 1

	TOTAL	VOTE %		Election Day	Early Voting	Ballots By Mail	Provision al	Limited Ballot
For the Proposition	143	45.11%	<div><div></div></div>	34	92	17	0	0
Against the Proposition	174	54.89%	<div><div></div></div>	63	100	11	0	0
Total Votes Cast	317	100.00%	<div><div></div></div>	97	192	28	0	0
Overvotes	0			0	0	0	0	0
Undervotes	3			1	2	0	0	0
Contest Totals	320			98	194	28	0	0

PCT 092

Trustee, Place 6 – Frisco ISD
Vote For 1

	TOTAL	VOTE %		Election Day	Early Voting	Ballots By Mail	Provision al	Limited Ballot
Fred Kaiser	126	46.15%	<div><div></div><div></div></div>	38	74	14	0	0
Sherrie Salas	147	53.85%	<div><div></div><div></div></div>	45	89	13	0	0
Total Votes Cast	273	100.00%	<div><div></div></div>	83	163	27	0	0
Overvotes	0			0	0	0	0	0
Undervotes	47			15	31	1	0	0
Contest Totals	320			98	194	28	0	0

Trustee, Place 7 – Frisco ISD
Vote For 1

	TOTAL	VOTE %		Election Day	Early Voting	Ballots By Mail	Provision al	Limited Ballot
Melanie Barrios - Jones	103	35.03%	<div><div></div><div></div></div>	30	60	13	0	0
Keith Maddox	191	64.97%	<div><div></div><div></div></div>	61	117	13	0	0
Total Votes Cast	294	100.00%	<div><div></div></div>	91	177	26	0	0
Overvotes	0			0	0	0	0	0
Undervotes	26			7	17	2	0	0
Contest Totals	320			98	194	28	0	0

Summary Results Report
Joint General and Special Election
May 4, 2024

SOVC
FINAL
COLLIN COUNTY

PCT 093

Board of Trustees, Place 2 – Anna ISD

Vote For 1

	TOTAL	VOTE %	Election Day	Early Voting	Ballots By Mail	Provision al	Limited Ballot
Jason Adams	0		0	0	0	0	0
Total Votes Cast	0		0	0	0	0	0
Overvotes	0		0	0	0	0	0
Undervotes	0		0	0	0	0	0
Contest Totals	0		0	0	0	0	0

Board of Trustees, Place 6 – Anna ISD

Vote For 1

	TOTAL	VOTE %	Election Day	Early Voting	Ballots By Mail	Provision al	Limited Ballot
Paul “Monty” Renfro	0		0	0	0	0	0
Stephanie Dingle	0		0	0	0	0	0
Total Votes Cast	0		0	0	0	0	0
Overvotes	0		0	0	0	0	0
Undervotes	0		0	0	0	0	0
Contest Totals	0		0	0	0	0	0

Proposition A – Anna ISD

Vote For 1

	TOTAL	VOTE %	Election Day	Early Voting	Ballots By Mail	Provision al	Limited Ballot
FOR	0		0	0	0	0	0
AGAINST	0		0	0	0	0	0
Total Votes Cast	0		0	0	0	0	0
Overvotes	0		0	0	0	0	0
Undervotes	0		0	0	0	0	0
Contest Totals	0		0	0	0	0	0

Trustee, Place 1 – Blue Ridge ISD

Vote For 1

	TOTAL	VOTE %	Election Day	Early Voting	Ballots By Mail	Provision al	Limited Ballot
Lonnie Murphy	2	40.00% <div><div></div></div>	1	1	0	0	0
Scott Cessna	3	60.00% <div><div></div></div>	3	0	0	0	0
Total Votes Cast	5	100.00% <div><div></div></div>	4	1	0	0	0
Overvotes	0		0	0	0	0	0
Undervotes	0		0	0	0	0	0
Contest Totals	5		4	1	0	0	0

PCT 093

Trustee, Place 2 – Blue Ridge ISD
Vote For 1

	TOTAL	VOTE %		Election Day	Early Voting	Ballots By Mail	Provision al	Limited Ballot
Matt Grier	5	100.00%	<div></div>	4	1	0	0	0
Total Votes Cast	5	100.00%	<div></div>	4	1	0	0	0
Overvotes	0			0	0	0	0	0
Undervotes	0			0	0	0	0	0
Contest Totals	5			4	1	0	0	0

Trustee, Place 5 – Blue Ridge ISD
Vote For 1

	TOTAL	VOTE %		Election Day	Early Voting	Ballots By Mail	Provision al	Limited Ballot
Kevin Dauster	5	100.00%	<div></div>	4	1	0	0	0
Total Votes Cast	5	100.00%	<div></div>	4	1	0	0	0
Overvotes	0			0	0	0	0	0
Undervotes	0			0	0	0	0	0
Contest Totals	5			4	1	0	0	0

PCT 094

Council Member, District 1 - City of Garland
Vote For 1

	TOTAL	VOTE %		Election Day	Early Voting	Ballots By Mail	Provision al	Limited Ballot
Jeff Bass	1	100.00%	<div></div>	1	0	0	0	0
Total Votes Cast	1	100.00%	<div></div>	1	0	0	0	0
Overvotes	0			0	0	0	0	0
Undervotes	0			0	0	0	0	0
Contest Totals	1			1	0	0	0	0

Proposition A – City of Garland
Vote For 1

	TOTAL	VOTE %		Election Day	Early Voting	Ballots By Mail	Provision al	Limited Ballot
For	1	100.00%	<div></div>	1	0	0	0	0
Against	0	0.00%	<div></div>	0	0	0	0	0
Total Votes Cast	1	100.00%	<div></div>	1	0	0	0	0
Overvotes	0			0	0	0	0	0
Undervotes	0			0	0	0	0	0
Contest Totals	1			1	0	0	0	0

Proposition B – City of Garland
Vote For 1

	TOTAL	VOTE %		Election Day	Early Voting	Ballots By Mail	Provision al	Limited Ballot
For	1	100.00%	<div></div>	1	0	0	0	0
Against	0	0.00%	<div></div>	0	0	0	0	0
Total Votes Cast	1	100.00%	<div></div>	1	0	0	0	0
Overvotes	0			0	0	0	0	0
Undervotes	0			0	0	0	0	0
Contest Totals	1			1	0	0	0	0

Proposition C – City of Garland
Vote For 1

	TOTAL	VOTE %		Election Day	Early Voting	Ballots By Mail	Provision al	Limited Ballot
For	1	100.00%	<div></div>	1	0	0	0	0
Against	0	0.00%	<div></div>	0	0	0	0	0
Total Votes Cast	1	100.00%	<div></div>	1	0	0	0	0
Overvotes	0			0	0	0	0	0
Undervotes	0			0	0	0	0	0
Contest Totals	1			1	0	0	0	0

Summary Results Report
Joint General and Special Election
May 4, 2024

SOVC
FINAL
COLLIN COUNTY

PCT 094

Proposition D – City of Garland

Vote For 1

	TOTAL	VOTE %	Election Day	Early Voting	Ballots By Mail	Provision al	Limited Ballot
For	0		0	0	0	0	0
Against	0		0	0	0	0	0
Total Votes Cast	0		0	0	0	0	0
Overvotes	0		0	0	0	0	0
Undervotes	1		1	0	0	0	0
Contest Totals	1		1	0	0	0	0




Proposition E – City of Garland

Vote For 1

	TOTAL	VOTE %	Election Day	Early Voting	Ballots By Mail	Provision al	Limited Ballot
For	0		0	0	0	0	0
Against	0		0	0	0	0	0
Total Votes Cast	0		0	0	0	0	0
Overvotes	0		0	0	0	0	0
Undervotes	1		1	0	0	0	0
Contest Totals	1		1	0	0	0	0




Proposition F – City of Garland

Vote For 1

	TOTAL	VOTE %	Election Day	Early Voting	Ballots By Mail	Provision al	Limited Ballot
For	1	100.00% 	1	0	0	0	0
Against	0	0.00% 	0	0	0	0	0
Total Votes Cast	1	100.00% 	1	0	0	0	0
Overvotes	0		0	0	0	0	0
Undervotes	0		0	0	0	0	0
Contest Totals	1		1	0	0	0	0

Proposition G – City of Garland

Vote For 1

	TOTAL	VOTE %	Election Day	Early Voting	Ballots By Mail	Provision al	Limited Ballot
For	1	100.00% 	1	0	0	0	0
Against	0	0.00% 	0	0	0	0	0
Total Votes Cast	1	100.00% 	1	0	0	0	0
Overvotes	0		0	0	0	0	0
Undervotes	0		0	0	0	0	0
Contest Totals	1		1	0	0	0	0

Summary Results Report
Joint General and Special Election
May 4, 2024

SOVC
FINAL
COLLIN COUNTY

PCT 094

Proposition H – City of Garland

Vote For 1

	TOTAL	VOTE %		Election Day	Early Voting	Ballots By Mail	Provision al	Limited Ballot
For	1	100.00%	<div></div>	1	0	0	0	0
Against	0	0.00%	<div></div>	0	0	0	0	0
Total Votes Cast	1	100.00%	<div></div>	1	0	0	0	0
Overvotes	0			0	0	0	0	0
Undervotes	0			0	0	0	0	0
Contest Totals	1			1	0	0	0	0

Proposition I – City of Garland

Vote For 1

	TOTAL	VOTE %		Election Day	Early Voting	Ballots By Mail	Provision al	Limited Ballot
For	1	100.00%	<div></div>	1	0	0	0	0
Against	0	0.00%	<div></div>	0	0	0	0	0
Total Votes Cast	1	100.00%	<div></div>	1	0	0	0	0
Overvotes	0			0	0	0	0	0
Undervotes	0			0	0	0	0	0
Contest Totals	1			1	0	0	0	0

Proposition J – City of Garland

Vote For 1

	TOTAL	VOTE %		Election Day	Early Voting	Ballots By Mail	Provision al	Limited Ballot
For	1	100.00%	<div></div>	1	0	0	0	0
Against	0	0.00%	<div></div>	0	0	0	0	0
Total Votes Cast	1	100.00%	<div></div>	1	0	0	0	0
Overvotes	0			0	0	0	0	0
Undervotes	0			0	0	0	0	0
Contest Totals	1			1	0	0	0	0

Proposition K – City of Garland

Vote For 1

	TOTAL	VOTE %		Election Day	Early Voting	Ballots By Mail	Provision al	Limited Ballot
For	1	100.00%	<div></div>	1	0	0	0	0
Against	0	0.00%	<div></div>	0	0	0	0	0
Total Votes Cast	1	100.00%	<div></div>	1	0	0	0	0
Overvotes	0			0	0	0	0	0
Undervotes	0			0	0	0	0	0
Contest Totals	1			1	0	0	0	0

Summary Results Report
Joint General and Special Election
May 4, 2024

SOVC
FINAL
COLLIN COUNTY

PCT 094

Proposition L – City of Garland

Vote For 1

	TOTAL	VOTE %		Election Day	Early Voting	Ballots By Mail	Provision al	Limited Ballot
For	1	100.00%	<div></div>	1	0	0	0	0
Against	0	0.00%	<div></div>	0	0	0	0	0
Total Votes Cast	1	100.00%	<div></div>	1	0	0	0	0
Overvotes	0			0	0	0	0	0
Undervotes	0			0	0	0	0	0
Contest Totals	1			1	0	0	0	0

Proposition M – City of Garland

Vote For 1

	TOTAL	VOTE %		Election Day	Early Voting	Ballots By Mail	Provision al	Limited Ballot
For	1	100.00%	<div></div>	1	0	0	0	0
Against	0	0.00%	<div></div>	0	0	0	0	0
Total Votes Cast	1	100.00%	<div></div>	1	0	0	0	0
Overvotes	0			0	0	0	0	0
Undervotes	0			0	0	0	0	0
Contest Totals	1			1	0	0	0	0

Proposition N – City of Garland

Vote For 1

	TOTAL	VOTE %		Election Day	Early Voting	Ballots By Mail	Provision al	Limited Ballot
For	0			0	0	0	0	0
Against	0			0	0	0	0	0
Total Votes Cast	0			0	0	0	0	0
Overvotes	0			0	0	0	0	0
Undervotes	1			1	0	0	0	0
Contest Totals	1			1	0	0	0	0

Proposition O – City of Garland

Vote For 1

	TOTAL	VOTE %		Election Day	Early Voting	Ballots By Mail	Provision al	Limited Ballot
For	1	100.00%	<div></div>	1	0	0	0	0
Against	0	0.00%	<div></div>	0	0	0	0	0
Total Votes Cast	1	100.00%	<div></div>	1	0	0	0	0
Overvotes	0			0	0	0	0	0
Undervotes	0			0	0	0	0	0
Contest Totals	1			1	0	0	0	0

PCT 094

Proposition P – City of Garland
Vote For 1

	TOTAL	VOTE %		Election Day	Early Voting	Ballots By Mail	Provision al	Limited Ballot
For	1	100.00%	<div></div>	1	0	0	0	0
Against	0	0.00%	<div></div>	0	0	0	0	0
Total Votes Cast	1	100.00%	<div></div>	1	0	0	0	0
Overvotes	0			0	0	0	0	0
Undervotes	0			0	0	0	0	0
Contest Totals	1			1	0	0	0	0

Proposition Q – City of Garland
Vote For 1

	TOTAL	VOTE %		Election Day	Early Voting	Ballots By Mail	Provision al	Limited Ballot
For	1	100.00%	<div></div>	1	0	0	0	0
Against	0	0.00%	<div></div>	0	0	0	0	0
Total Votes Cast	1	100.00%	<div></div>	1	0	0	0	0
Overvotes	0			0	0	0	0	0
Undervotes	0			0	0	0	0	0
Contest Totals	1			1	0	0	0	0

Summary Results Report
Joint General and Special Election
May 4, 2024

SOVC
FINAL
COLLIN COUNTY

PCT 095

Councilmember, Place No. 1 - City of Allen

Vote For 1

	TOTAL	VOTE %		Election Day	Early Voting	Ballots By Mail	Provisional	Limited Ballot
Mike Schaeffer	156	58.21%	<div><div></div></div>	28	126	2	0	0
Dave Scott	71	26.49%	<div><div></div></div>	19	48	4	0	0
Esrar Razvi	41	15.30%	<div><div></div></div>	23	17	1	0	0
Total Votes Cast	268	100.00%	<div><div></div></div>	70	191	7	0	0
Overvotes	0			0	0	0	0	0
Undervotes	5			2	3	0	0	0
Contest Totals	273			72	194	7	0	0

Councilmember, Place No. 3 - City of Allen

Vote For 1

	TOTAL	VOTE %		Election Day	Early Voting	Ballots By Mail	Provisional	Limited Ballot
Dave Cornette	102	38.06%	<div><div></div></div>	24	73	5	0	0
Ken Cook	119	44.40%	<div><div></div></div>	24	93	2	0	0
Saad Hamid	47	17.54%	<div><div></div></div>	24	23	0	0	0
Total Votes Cast	268	100.00%	<div><div></div></div>	72	189	7	0	0
Overvotes	0			0	0	0	0	0
Undervotes	5			0	5	0	0	0
Contest Totals	273			72	194	7	0	0

Councilmember, Place No. 5 - City of Allen

Vote For 1

	TOTAL	VOTE %		Election Day	Early Voting	Ballots By Mail	Provisional	Limited Ballot
Dave Shafer	72	26.97%	<div><div></div></div>	20	50	2	0	0
Zeeshan Naseh	48	17.98%	<div><div></div></div>	24	24	0	0	0
Walter Merrill	6	2.25%	<div><div></div></div>	1	3	2	0	0
Carl Clemencich	141	52.81%	<div><div></div></div>	25	113	3	0	0
Total Votes Cast	267	100.00%	<div><div></div></div>	70	190	7	0	0
Overvotes	0			0	0	0	0	0
Undervotes	6			2	4	0	0	0
Contest Totals	273			72	194	7	0	0

Board of Trustees, Place 1 – Allen ISD

Vote For 1

	TOTAL	VOTE %		Election Day	Early Voting	Ballots By Mail	Provisional	Limited Ballot
Sarah Mitchell	174	75.00%	<div><div></div></div>	38	129	7	0	0
Shanna Coulter	58	25.00%	<div><div></div></div>	18	40	0	0	0
Total Votes Cast	232	100.00%	<div><div></div></div>	56	169	7	0	0
Overvotes	0			0	0	0	0	0
Undervotes	41			16	25	0	0	0
Contest Totals	273			72	194	7	0	0

PCT 095

Board of Trustees, Place 2 – Allen ISD								
Vote For 1								
	TOTAL	VOTE %		Election Day	Early Voting	Ballots By Mail	Provisional	Limited Ballot
Veronica Yost	168	71.79%	<div><div></div></div>	40	122	6	0	0
Vatsa Ramanathan	66	28.21%	<div><div></div></div>	17	48	1	0	0
Total Votes Cast	234	100.00%	<div><div></div></div>	57	170	7	0	0
Overvotes	0			0	0	0	0	0
Undervotes	39			15	24	0	0	0
Contest Totals	273			72	194	7	0	0

Board of Trustees, Place 3 – Allen ISD								
Vote For 1								
	TOTAL	VOTE %		Election Day	Early Voting	Ballots By Mail	Provisional	Limited Ballot
Bill Pilcher	91	39.39%	<div><div></div></div>	23	65	3	0	0
John Holley	140	60.61%	<div><div></div></div>	34	102	4	0	0
Total Votes Cast	231	100.00%	<div><div></div></div>	57	167	7	0	0
Overvotes	0			0	0	0	0	0
Undervotes	42			15	27	0	0	0
Contest Totals	273			72	194	7	0	0

PCT 096

Proposition A – City of McKinney

Vote For 1

	TOTAL	VOTE %		Election Day	Early Voting	Ballots By Mail	Provision al	Limited Ballot
FOR	12	60.00%	<div><div></div></div>	6	5	1	0	0
AGAINST	8	40.00%	<div><div></div></div>	3	5	0	0	0
Total Votes Cast	20	100.00%	<div><div></div></div>	9	10	1	0	0
Overvotes	0			0	0	0	0	0
Undervotes	0			0	0	0	0	0
Contest Totals	20			9	10	1	0	0

Proposition B – City of McKinney

Vote For 1

	TOTAL	VOTE %		Election Day	Early Voting	Ballots By Mail	Provision al	Limited Ballot
FOR	11	55.00%	<div><div></div></div>	5	5	1	0	0
AGAINST	9	45.00%	<div><div></div></div>	4	5	0	0	0
Total Votes Cast	20	100.00%	<div><div></div></div>	9	10	1	0	0
Overvotes	0			0	0	0	0	0
Undervotes	0			0	0	0	0	0
Contest Totals	20			9	10	1	0	0

Proposition C – City of McKinney

Vote For 1

	TOTAL	VOTE %		Election Day	Early Voting	Ballots By Mail	Provision al	Limited Ballot
FOR	11	55.00%	<div><div></div></div>	5	5	1	0	0
AGAINST	9	45.00%	<div><div></div></div>	4	5	0	0	0
Total Votes Cast	20	100.00%	<div><div></div></div>	9	10	1	0	0
Overvotes	0			0	0	0	0	0
Undervotes	0			0	0	0	0	0
Contest Totals	20			9	10	1	0	0

Proposition D – City of McKinney

Vote For 1

	TOTAL	VOTE %		Election Day	Early Voting	Ballots By Mail	Provision al	Limited Ballot
FOR	14	70.00%	<div><div></div></div>	8	5	1	0	0
AGAINST	6	30.00%	<div><div></div></div>	1	5	0	0	0
Total Votes Cast	20	100.00%	<div><div></div></div>	9	10	1	0	0
Overvotes	0			0	0	0	0	0
Undervotes	0			0	0	0	0	0
Contest Totals	20			9	10	1	0	0

PCT 096

Proposition E – City of McKinney
Vote For 1

	TOTAL	VOTE %		Election Day	Early Voting	Ballots By Mail	Provision al	Limited Ballot
FOR	13	65.00%	<div><div></div></div>	7	5	1	0	0
AGAINST	7	35.00%	<div><div></div></div>	2	5	0	0	0
Total Votes Cast	20	100.00%	<div><div></div></div>	9	10	1	0	0
Overvotes	0			0	0	0	0	0
Undervotes	0			0	0	0	0	0
Contest Totals	20			9	10	1	0	0

Summary Results Report
Joint General and Special Election
May 4, 2024

SOVC
FINAL
COLLIN COUNTY

PCT 097

Proposition A – City of McKinney

Vote For 1

	TOTAL	VOTE %		Election Day	Early Voting	Ballots By Mail	Provision al	Limited Ballot
FOR	73	55.30%	<div><div></div></div>	21	47	5	0	0
AGAINST	59	44.70%	<div><div></div></div>	11	44	4	0	0
Total Votes Cast	132	100.00%	<div><div></div></div>	32	91	9	0	0
Overvotes	0			0	0	0	0	0
Undervotes	1			1	0	0	0	0
Contest Totals	133			33	91	9	0	0

Proposition B – City of McKinney

Vote For 1

	TOTAL	VOTE %		Election Day	Early Voting	Ballots By Mail	Provision al	Limited Ballot
FOR	67	51.54%	<div><div></div></div>	15	46	6	0	0
AGAINST	63	48.46%	<div><div></div></div>	17	43	3	0	0
Total Votes Cast	130	100.00%	<div><div></div></div>	32	89	9	0	0
Overvotes	0			0	0	0	0	0
Undervotes	3			1	2	0	0	0
Contest Totals	133			33	91	9	0	0

Proposition C – City of McKinney

Vote For 1

	TOTAL	VOTE %		Election Day	Early Voting	Ballots By Mail	Provision al	Limited Ballot
FOR	71	54.62%	<div><div></div></div>	18	46	7	0	0
AGAINST	59	45.38%	<div><div></div></div>	14	43	2	0	0
Total Votes Cast	130	100.00%	<div><div></div></div>	32	89	9	0	0
Overvotes	0			0	0	0	0	0
Undervotes	3			1	2	0	0	0
Contest Totals	133			33	91	9	0	0

Proposition D – City of McKinney

Vote For 1

	TOTAL	VOTE %		Election Day	Early Voting	Ballots By Mail	Provision al	Limited Ballot
FOR	91	68.94%	<div><div></div></div>	23	61	7	0	0
AGAINST	41	31.06%	<div><div></div></div>	10	29	2	0	0
Total Votes Cast	132	100.00%	<div><div></div></div>	33	90	9	0	0
Overvotes	0			0	0	0	0	0
Undervotes	1			0	1	0	0	0
Contest Totals	133			33	91	9	0	0

PCT 097

Proposition E – City of McKinney
Vote For 1

	TOTAL	VOTE %		Election Day	Early Voting	Ballots By Mail	Provision al	Limited Ballot
FOR	84	63.64%	<div><div></div></div>	22	56	6	0	0
AGAINST	48	36.36%	<div><div></div></div>	10	35	3	0	0
Total Votes Cast	132	100.00%	<div><div></div></div>	32	91	9	0	0
Overvotes	0			0	0	0	0	0
Undervotes	1			1	0	0	0	0
Contest Totals	133			33	91	9	0	0

Summary Results Report
Joint General and Special Election
May 4, 2024

SOVC
FINAL
COLLIN COUNTY

PCT 098

Proposition A – City of McKinney

Vote For 1

	TOTAL	VOTE %		Election Day	Early Voting	Ballots By Mail	Provision al	Limited Ballot
FOR	29	60.42%	<div><div></div></div>	3	4	22	0	0
AGAINST	19	39.58%	<div><div></div></div>	6	3	10	0	0
Total Votes Cast	48	100.00%	<div><div></div></div>	9	7	32	0	0
Overvotes	0			0	0	0	0	0
Undervotes	0			0	0	0	0	0
Contest Totals	48			9	7	32	0	0

Proposition B – City of McKinney

Vote For 1

	TOTAL	VOTE %		Election Day	Early Voting	Ballots By Mail	Provision al	Limited Ballot
FOR	25	53.19%	<div><div></div></div>	3	4	18	0	0
AGAINST	22	46.81%	<div><div></div></div>	6	3	13	0	0
Total Votes Cast	47	100.00%	<div><div></div></div>	9	7	31	0	0
Overvotes	0			0	0	0	0	0
Undervotes	1			0	0	1	0	0
Contest Totals	48			9	7	32	0	0

Proposition C – City of McKinney

Vote For 1

	TOTAL	VOTE %		Election Day	Early Voting	Ballots By Mail	Provision al	Limited Ballot
FOR	29	61.70%	<div><div></div></div>	3	4	22	0	0
AGAINST	18	38.30%	<div><div></div></div>	6	3	9	0	0
Total Votes Cast	47	100.00%	<div><div></div></div>	9	7	31	0	0
Overvotes	0			0	0	0	0	0
Undervotes	1			0	0	1	0	0
Contest Totals	48			9	7	32	0	0

Proposition D – City of McKinney

Vote For 1

	TOTAL	VOTE %		Election Day	Early Voting	Ballots By Mail	Provision al	Limited Ballot
FOR	40	83.33%	<div><div></div></div>	8	5	27	0	0
AGAINST	8	16.67%	<div><div></div></div>	1	2	5	0	0
Total Votes Cast	48	100.00%	<div><div></div></div>	9	7	32	0	0
Overvotes	0			0	0	0	0	0
Undervotes	0			0	0	0	0	0
Contest Totals	48			9	7	32	0	0

PCT 098

Proposition E – City of McKinney								
Vote For 1								
	TOTAL	VOTE %		Election Day	Early Voting	Ballots By Mail	Provision al	Limited Ballot
FOR	41	85.42%	<div><div></div></div>	5	6	30	0	0
AGAINST	7	14.58%	<div><div></div></div>	4	1	2	0	0
Total Votes Cast	48	100.00%	<div><div></div></div>	9	7	32	0	0
Overvotes	0			0	0	0	0	0
Undervotes	0			0	0	0	0	0
Contest Totals	48			9	7	32	0	0

PCT 099

Proposition A – City of McKinney

Vote For 1

	TOTAL	VOTE %		Election Day	Early Voting	Ballots By Mail	Provision al	Limited Ballot
FOR	9	69.23%	<div><div></div></div>	3	5	1	0	0
AGAINST	4	30.77%	<div><div></div></div>	3	1	0	0	0
Total Votes Cast	13	100.00%	<div><div></div></div>	6	6	1	0	0
Overvotes	0			0	0	0	0	0
Undervotes	0			0	0	0	0	0
Contest Totals	13			6	6	1	0	0

Proposition B – City of McKinney

Vote For 1

	TOTAL	VOTE %		Election Day	Early Voting	Ballots By Mail	Provision al	Limited Ballot
FOR	8	61.54%	<div><div></div></div>	2	5	1	0	0
AGAINST	5	38.46%	<div><div></div></div>	4	1	0	0	0
Total Votes Cast	13	100.00%	<div><div></div></div>	6	6	1	0	0
Overvotes	0			0	0	0	0	0
Undervotes	0			0	0	0	0	0
Contest Totals	13			6	6	1	0	0

Proposition C – City of McKinney

Vote For 1

	TOTAL	VOTE %		Election Day	Early Voting	Ballots By Mail	Provision al	Limited Ballot
FOR	8	61.54%	<div><div></div></div>	2	5	1	0	0
AGAINST	5	38.46%	<div><div></div></div>	4	1	0	0	0
Total Votes Cast	13	100.00%	<div><div></div></div>	6	6	1	0	0
Overvotes	0			0	0	0	0	0
Undervotes	0			0	0	0	0	0
Contest Totals	13			6	6	1	0	0

Proposition D – City of McKinney

Vote For 1

	TOTAL	VOTE %		Election Day	Early Voting	Ballots By Mail	Provision al	Limited Ballot
FOR	10	76.92%	<div><div></div></div>	3	6	1	0	0
AGAINST	3	23.08%	<div><div></div></div>	3	0	0	0	0
Total Votes Cast	13	100.00%	<div><div></div></div>	6	6	1	0	0
Overvotes	0			0	0	0	0	0
Undervotes	0			0	0	0	0	0
Contest Totals	13			6	6	1	0	0

PCT 099

Proposition E – City of McKinney								
Vote For 1								
	TOTAL	VOTE %		Election Day	Early Voting	Ballots By Mail	Provisional	Limited Ballot
FOR	11	84.62%	<div><div></div></div>	5	5	1	0	0
AGAINST	2	15.38%	<div><div></div></div>	1	1	0	0	0
Total Votes Cast	13	100.00%	<div><div></div></div>	6	6	1	0	0
Overvotes	0			0	0	0	0	0
Undervotes	0			0	0	0	0	0
Contest Totals	13			6	6	1	0	0

PCT 100

Proposition A – City of McKinney
Vote For 1

	TOTAL	VOTE %	Election Day	Early Voting	Ballots By Mail	Provision al	Limited Ballot
FOR	0		0	0	0	0	0
AGAINST	0		0	0	0	0	0
Total Votes Cast	0		0	0	0	0	0
Overvotes	0		0	0	0	0	0
Undervotes	0		0	0	0	0	0
Contest Totals	0		0	0	0	0	0

Proposition B – City of McKinney
Vote For 1

	TOTAL	VOTE %	Election Day	Early Voting	Ballots By Mail	Provision al	Limited Ballot
FOR	0		0	0	0	0	0
AGAINST	0		0	0	0	0	0
Total Votes Cast	0		0	0	0	0	0
Overvotes	0		0	0	0	0	0
Undervotes	0		0	0	0	0	0
Contest Totals	0		0	0	0	0	0

Proposition C – City of McKinney
Vote For 1

	TOTAL	VOTE %	Election Day	Early Voting	Ballots By Mail	Provision al	Limited Ballot
FOR	0		0	0	0	0	0
AGAINST	0		0	0	0	0	0
Total Votes Cast	0		0	0	0	0	0
Overvotes	0		0	0	0	0	0
Undervotes	0		0	0	0	0	0
Contest Totals	0		0	0	0	0	0

Proposition D – City of McKinney
Vote For 1

	TOTAL	VOTE %	Election Day	Early Voting	Ballots By Mail	Provision al	Limited Ballot
FOR	0		0	0	0	0	0
AGAINST	0		0	0	0	0	0
Total Votes Cast	0		0	0	0	0	0
Overvotes	0		0	0	0	0	0
Undervotes	0		0	0	0	0	0
Contest Totals	0		0	0	0	0	0

PCT 100

Proposition E – City of McKinney						
Vote For 1						
	TOTAL	VOTE %	Election Day	Early Voting	Ballots By Mail	Provision al Limited Ballot
FOR	0		0	0	0	0
AGAINST	0		0	0	0	0
Total Votes Cast	0		0	0	0	0
Overvotes	0		0	0	0	0
Undervotes	0		0	0	0	0
Contest Totals	0		0	0	0	0

Summary Results Report
Joint General and Special Election
May 4, 2024

SOVC
FINAL
COLLIN COUNTY

PCT 101

City Council, Place 1 - City of Frisco

Vote For 1

	TOTAL	VOTE %		Election Day	Early Voting	Ballots By Mail	Provision al	Limited Ballot
Mark Piland	129	37.07%	<div><div></div></div>	45	76	8	0	0
John Keating	219	62.93%	<div><div></div></div>	73	136	10	0	0
Total Votes Cast	348	100.00%	<div><div></div></div>	118	212	18	0	0
Overvotes	0			0	0	0	0	0
Undervotes	12			6	6	0	0	0
Contest Totals	360			124	218	18	0	0

City Council, Place 3 - City of Frisco

Vote For 1

	TOTAL	VOTE %		Election Day	Early Voting	Ballots By Mail	Provision al	Limited Ballot
John Redmond	132	38.26%	<div><div></div></div>	49	74	9	0	0
Angelia Pelham	213	61.74%	<div><div></div></div>	68	136	9	0	0
Total Votes Cast	345	100.00%	<div><div></div></div>	117	210	18	0	0
Overvotes	0			0	0	0	0	0
Undervotes	15			7	8	0	0	0
Contest Totals	360			124	218	18	0	0

Proposition A – City of Frisco

Vote For 1

	TOTAL	VOTE %		Election Day	Early Voting	Ballots By Mail	Provision al	Limited Ballot
For the Proposition	181	51.57%	<div><div></div></div>	57	111	13	0	0
Against the Proposition	170	48.43%	<div><div></div></div>	65	100	5	0	0
Total Votes Cast	351	100.00%	<div><div></div></div>	122	211	18	0	0
Overvotes	0			0	0	0	0	0
Undervotes	9			2	7	0	0	0
Contest Totals	360			124	218	18	0	0

Proposition B – City of Frisco

Vote For 1

	TOTAL	VOTE %		Election Day	Early Voting	Ballots By Mail	Provision al	Limited Ballot
For the Proposition	161	45.74%	<div><div></div></div>	55	94	12	0	0
Against the Proposition	191	54.26%	<div><div></div></div>	68	117	6	0	0
Total Votes Cast	352	100.00%	<div><div></div></div>	123	211	18	0	0
Overvotes	0			0	0	0	0	0
Undervotes	8			1	7	0	0	0
Contest Totals	360			124	218	18	0	0

PCT 101

Trustee, Place 6 – Frisco ISD
Vote For 1

	TOTAL	VOTE %		Election Day	Early Voting	Ballots By Mail	Provision al	Limited Ballot
Fred Kaiser	150	45.87%	<div><div></div></div>	44	94	12	0	0
Sherrie Salas	177	54.13%	<div><div></div></div>	63	108	6	0	0
Total Votes Cast	327	100.00%	<div><div></div></div>	107	202	18	0	0
Overvotes	0			0	0	0	0	0
Undervotes	33			17	16	0	0	0
Contest Totals	360			124	218	18	0	0

Trustee, Place 7 – Frisco ISD
Vote For 1

	TOTAL	VOTE %		Election Day	Early Voting	Ballots By Mail	Provision al	Limited Ballot
Melanie Barrios - Jones	109	32.83%	<div><div></div></div>	34	70	5	0	0
Keith Maddox	223	67.17%	<div><div></div></div>	76	134	13	0	0
Total Votes Cast	332	100.00%	<div><div></div></div>	110	204	18	0	0
Overvotes	0			0	0	0	0	0
Undervotes	28			14	14	0	0	0
Contest Totals	360			124	218	18	0	0

Summary Results Report
Joint General and Special Election
May 4, 2024

SOVC
FINAL
COLLIN COUNTY

PCT 102

Proposition A – City of McKinney

Vote For 1

	TOTAL	VOTE %		Election Day	Early Voting	Ballots By Mail	Provision al	Limited Ballot
FOR	132	61.40%	<div><div></div></div>	47	73	12	0	0
AGAINST	83	38.60%	<div><div></div></div>	34	41	8	0	0
Total Votes Cast	215	100.00%	<div><div></div></div>	81	114	20	0	0
Overvotes	0			0	0	0	0	0
Undervotes	1			1	0	0	0	0
Contest Totals	216			82	114	20	0	0

Proposition B – City of McKinney

Vote For 1

	TOTAL	VOTE %		Election Day	Early Voting	Ballots By Mail	Provision al	Limited Ballot
FOR	101	47.64%	<div><div></div></div>	38	53	10	0	0
AGAINST	111	52.36%	<div><div></div></div>	42	59	10	0	0
Total Votes Cast	212	100.00%	<div><div></div></div>	80	112	20	0	0
Overvotes	0			0	0	0	0	0
Undervotes	4			2	2	0	0	0
Contest Totals	216			82	114	20	0	0

Proposition C – City of McKinney

Vote For 1

	TOTAL	VOTE %		Election Day	Early Voting	Ballots By Mail	Provision al	Limited Ballot
FOR	107	50.71%	<div><div></div></div>	41	52	14	0	0
AGAINST	104	49.29%	<div><div></div></div>	38	60	6	0	0
Total Votes Cast	211	100.00%	<div><div></div></div>	79	112	20	0	0
Overvotes	0			0	0	0	0	0
Undervotes	5			3	2	0	0	0
Contest Totals	216			82	114	20	0	0

Proposition D – City of McKinney

Vote For 1

	TOTAL	VOTE %		Election Day	Early Voting	Ballots By Mail	Provision al	Limited Ballot
FOR	143	66.82%	<div><div></div></div>	55	76	12	0	0
AGAINST	71	33.18%	<div><div></div></div>	26	37	8	0	0
Total Votes Cast	214	100.00%	<div><div></div></div>	81	113	20	0	0
Overvotes	0			0	0	0	0	0
Undervotes	2			1	1	0	0	0
Contest Totals	216			82	114	20	0	0

PCT 102

Proposition E – City of McKinney								
Vote For 1								
	TOTAL	VOTE %		Election Day	Early Voting	Ballots By Mail	Provision al	Limited Ballot
FOR	146	67.91%	<div><div></div></div>	54	78	14	0	0
AGAINST	69	32.09%	<div><div></div></div>	27	36	6	0	0
Total Votes Cast	215	100.00%	<div><div></div></div>	81	114	20	0	0
Overvotes	0			0	0	0	0	0
Undervotes	1			1	0	0	0	0
Contest Totals	216			82	114	20	0	0

PCT 104

Proposition A – City of Dallas

Vote For 1

	TOTAL	VOTE %		Election Day	Early Voting	Ballots By Mail	Provision al	Limited Ballot
For	36	76.60%	<div><div></div></div>	11	22	3	0	0
Against	11	23.40%	<div><div></div></div>	5	5	1	0	0
Total Votes Cast	47	100.00%	<div><div></div></div>	16	27	4	0	0
Overvotes	0			0	0	0	0	0
Undervotes	0			0	0	0	0	0
Contest Totals	47			16	27	4	0	0

Proposition B – City of Dallas

Vote For 1

	TOTAL	VOTE %		Election Day	Early Voting	Ballots By Mail	Provision al	Limited Ballot
For	32	69.57%	<div><div></div></div>	8	22	2	0	0
Against	14	30.43%	<div><div></div></div>	7	5	2	0	0
Total Votes Cast	46	100.00%	<div><div></div></div>	15	27	4	0	0
Overvotes	0			0	0	0	0	0
Undervotes	1			1	0	0	0	0
Contest Totals	47			16	27	4	0	0

Proposition C – City of Dallas

Vote For 1

	TOTAL	VOTE %		Election Day	Early Voting	Ballots By Mail	Provision al	Limited Ballot
For	18	38.30%	<div><div></div></div>	3	12	3	0	0
Against	29	61.70%	<div><div></div></div>	13	15	1	0	0
Total Votes Cast	47	100.00%	<div><div></div></div>	16	27	4	0	0
Overvotes	0			0	0	0	0	0
Undervotes	0			0	0	0	0	0
Contest Totals	47			16	27	4	0	0

Proposition D – City of Dallas

Vote For 1

	TOTAL	VOTE %		Election Day	Early Voting	Ballots By Mail	Provision al	Limited Ballot
For	28	60.87%	<div><div></div></div>	8	18	2	0	0
Against	18	39.13%	<div><div></div></div>	8	8	2	0	0
Total Votes Cast	46	100.00%	<div><div></div></div>	16	26	4	0	0
Overvotes	0			0	0	0	0	0
Undervotes	1			0	1	0	0	0
Contest Totals	47			16	27	4	0	0

PCT 104

Proposition E – City of Dallas

Vote For 1

	TOTAL	VOTE %		Election Day	Early Voting	Ballots By Mail	Provision al	Limited Ballot
For	27	58.70%	<div><div></div></div>	8	17	2	0	0
Against	19	41.30%	<div><div></div></div>	8	9	2	0	0
Total Votes Cast	46	100.00%	<div><div></div></div>	16	26	4	0	0
Overvotes	0			0	0	0	0	0
Undervotes	1			0	1	0	0	0
Contest Totals	47			16	27	4	0	0

Proposition F – City of Dallas

Vote For 1

	TOTAL	VOTE %		Election Day	Early Voting	Ballots By Mail	Provision al	Limited Ballot
For	37	78.72%	<div><div></div></div>	11	23	3	0	0
Against	10	21.28%	<div><div></div></div>	5	4	1	0	0
Total Votes Cast	47	100.00%	<div><div></div></div>	16	27	4	0	0
Overvotes	0			0	0	0	0	0
Undervotes	0			0	0	0	0	0
Contest Totals	47			16	27	4	0	0

Proposition G – City of Dallas

Vote For 1

	TOTAL	VOTE %		Election Day	Early Voting	Ballots By Mail	Provision al	Limited Ballot
For	27	58.70%	<div><div></div></div>	8	16	3	0	0
Against	19	41.30%	<div><div></div></div>	8	10	1	0	0
Total Votes Cast	46	100.00%	<div><div></div></div>	16	26	4	0	0
Overvotes	0			0	0	0	0	0
Undervotes	1			0	1	0	0	0
Contest Totals	47			16	27	4	0	0

Proposition H – City of Dallas

Vote For 1

	TOTAL	VOTE %		Election Day	Early Voting	Ballots By Mail	Provision al	Limited Ballot
For	16	34.04%	<div><div></div></div>	2	10	4	0	0
Against	31	65.96%	<div><div></div></div>	14	17	0	0	0
Total Votes Cast	47	100.00%	<div><div></div></div>	16	27	4	0	0
Overvotes	0			0	0	0	0	0
Undervotes	0			0	0	0	0	0
Contest Totals	47			16	27	4	0	0

PCT 104

Proposition I – City of Dallas
Vote For 1

	TOTAL	VOTE %		Election Day	Early Voting	Ballots By Mail	Provision al	Limited Ballot
For	28	62.22%	<div><div></div><div></div></div>	7	17	4	0	0
Against	17	37.78%	<div><div></div><div></div></div>	8	9	0	0	0
Total Votes Cast	45	100.00%	<div><div></div></div>	15	26	4	0	0
Overvotes	0			0	0	0	0	0
Undervotes	2			1	1	0	0	0
Contest Totals	47			16	27	4	0	0

Proposition J – City of Dallas
Vote For 1

	TOTAL	VOTE %		Election Day	Early Voting	Ballots By Mail	Provision al	Limited Ballot
For	35	74.47%	<div><div></div><div></div></div>	10	22	3	0	0
Against	12	25.53%	<div><div></div><div></div></div>	6	5	1	0	0
Total Votes Cast	47	100.00%	<div><div></div></div>	16	27	4	0	0
Overvotes	0			0	0	0	0	0
Undervotes	0			0	0	0	0	0
Contest Totals	47			16	27	4	0	0

Summary Results Report
Joint General and Special Election
May 4, 2024

SOVC
FINAL
COLLIN COUNTY

PCT 106

Councilmember, Place No. 1 - City of Allen

Vote For 1

	TOTAL	VOTE %		Election Day	Early Voting	Ballots By Mail	Provisional	Limited Ballot
Mike Schaeffer	71	68.93%	<div><div></div></div>	19	50	2	0	0
Dave Scott	25	24.27%	<div><div></div></div>	8	16	1	0	0
Esrar Razvi	7	6.80%	<div><div></div></div>	0	5	2	0	0
Total Votes Cast	103	100.00%	<div><div></div></div>	27	71	5	0	0
Overvotes	0			0	0	0	0	0
Undervotes	3			1	2	0	0	0
Contest Totals	106			28	73	5	0	0

Councilmember, Place No. 3 - City of Allen

Vote For 1

	TOTAL	VOTE %		Election Day	Early Voting	Ballots By Mail	Provisional	Limited Ballot
Dave Cornette	30	29.41%	<div><div></div></div>	7	22	1	0	0
Ken Cook	58	56.86%	<div><div></div></div>	18	38	2	0	0
Saad Hamid	14	13.73%	<div><div></div></div>	2	10	2	0	0
Total Votes Cast	102	100.00%	<div><div></div></div>	27	70	5	0	0
Overvotes	0			0	0	0	0	0
Undervotes	4			1	3	0	0	0
Contest Totals	106			28	73	5	0	0

Councilmember, Place No. 5 - City of Allen

Vote For 1

	TOTAL	VOTE %		Election Day	Early Voting	Ballots By Mail	Provisional	Limited Ballot
Dave Shafer	28	26.67%	<div><div></div></div>	11	16	1	0	0
Zeeshan Naseh	4	3.81%	<div><div></div></div>	0	4	0	0	0
Walter Merrill	7	6.67%	<div><div></div></div>	0	3	4	0	0
Carl Clemencich	66	62.86%	<div><div></div></div>	17	49	0	0	0
Total Votes Cast	105	100.00%	<div><div></div></div>	28	72	5	0	0
Overvotes	0			0	0	0	0	0
Undervotes	1			0	1	0	0	0
Contest Totals	106			28	73	5	0	0

Board of Trustees, Place 1 – Allen ISD

Vote For 1

	TOTAL	VOTE %		Election Day	Early Voting	Ballots By Mail	Provisional	Limited Ballot
Sarah Mitchell	73	79.35%	<div><div></div></div>	15	55	3	0	0
Shanna Coulter	19	20.65%	<div><div></div></div>	6	11	2	0	0
Total Votes Cast	92	100.00%	<div><div></div></div>	21	66	5	0	0
Overvotes	0			0	0	0	0	0
Undervotes	14			7	7	0	0	0
Contest Totals	106			28	73	5	0	0

PCT 106

Board of Trustees, Place 2 – Allen ISD
Vote For 1

	TOTAL	VOTE %		Election Day	Early Voting	Ballots By Mail	Provision al	Limited Ballot
Veronica Yost	56	58.33%	<div><div></div></div>	10	42	4	0	0
Vatsa Ramanathan	40	41.67%	<div><div></div></div>	15	24	1	0	0
Total Votes Cast	96	100.00%	<div><div></div></div>	25	66	5	0	0
Overvotes	0			0	0	0	0	0
Undervotes	10			3	7	0	0	0
Contest Totals	106			28	73	5	0	0

Board of Trustees, Place 3 – Allen ISD
Vote For 1

	TOTAL	VOTE %		Election Day	Early Voting	Ballots By Mail	Provision al	Limited Ballot
Bill Pilcher	24	27.59%	<div><div></div></div>	8	13	3	0	0
John Holley	63	72.41%	<div><div></div></div>	14	47	2	0	0
Total Votes Cast	87	100.00%	<div><div></div></div>	22	60	5	0	0
Overvotes	0			0	0	0	0	0
Undervotes	19			6	13	0	0	0
Contest Totals	106			28	73	5	0	0

PCT 109

Trustee, Place 6 – Frisco ISD
Vote For 1

	TOTAL	VOTE %		Election Day	Early Voting	Ballots By Mail	Provision al	Limited Ballot
Fred Kaiser	1	50.00%	<div><div></div></div>	1	0	0	0	0
Sherrie Salas	1	50.00%	<div><div></div></div>	0	1	0	0	0
Total Votes Cast	2	100.00%	<div><div></div></div>	1	1	0	0	0
Overvotes	0			0	0	0	0	0
Undervotes	0			0	0	0	0	0
Contest Totals	2			1	1	0	0	0

Trustee, Place 7 – Frisco ISD
Vote For 1

	TOTAL	VOTE %		Election Day	Early Voting	Ballots By Mail	Provision al	Limited Ballot
Melanie Barrios - Jones	1	50.00%	<div><div></div></div>	1	0	0	0	0
Keith Maddox	1	50.00%	<div><div></div></div>	0	1	0	0	0
Total Votes Cast	2	100.00%	<div><div></div></div>	1	1	0	0	0
Overvotes	0			0	0	0	0	0
Undervotes	0			0	0	0	0	0
Contest Totals	2			1	1	0	0	0

Summary Results Report
Joint General and Special Election
May 4, 2024

SOVC
FINAL
COLLIN COUNTY

PCT 111

City Council, Place 1 - City of Frisco

Vote For 1

	TOTAL	VOTE %		Election Day	Early Voting	Ballots By Mail	Provisional	Limited Ballot
Mark Piland	123	38.08%	<div><div></div></div>	43	70	10	0	0
John Keating	200	61.92%	<div><div></div></div>	69	125	6	0	0
Total Votes Cast	323	100.00%	<div><div></div></div>	112	195	16	0	0
Overvotes	0			0	0	0	0	0
Undervotes	7			5	2	0	0	0
Contest Totals	330			117	197	16	0	0

City Council, Place 3 - City of Frisco

Vote For 1

	TOTAL	VOTE %		Election Day	Early Voting	Ballots By Mail	Provisional	Limited Ballot
John Redmond	124	39.62%	<div><div></div></div>	53	67	4	0	0
Angelia Pelham	189	60.38%	<div><div></div></div>	57	120	12	0	0
Total Votes Cast	313	100.00%	<div><div></div></div>	110	187	16	0	0
Overvotes	0			0	0	0	0	0
Undervotes	17			7	10	0	0	0
Contest Totals	330			117	197	16	0	0

Proposition A - City of Frisco

Vote For 1

	TOTAL	VOTE %		Election Day	Early Voting	Ballots By Mail	Provisional	Limited Ballot
For the Proposition	106	32.62%	<div><div></div></div>	40	58	8	0	0
Against the Proposition	219	67.38%	<div><div></div></div>	73	138	8	0	0
Total Votes Cast	325	100.00%	<div><div></div></div>	113	196	16	0	0
Overvotes	0			0	0	0	0	0
Undervotes	5			4	1	0	0	0
Contest Totals	330			117	197	16	0	0

Proposition B - City of Frisco

Vote For 1

	TOTAL	VOTE %		Election Day	Early Voting	Ballots By Mail	Provisional	Limited Ballot
For the Proposition	97	30.03%	<div><div></div></div>	32	57	8	0	0
Against the Proposition	226	69.97%	<div><div></div></div>	81	137	8	0	0
Total Votes Cast	323	100.00%	<div><div></div></div>	113	194	16	0	0
Overvotes	0			0	0	0	0	0
Undervotes	7			4	3	0	0	0
Contest Totals	330			117	197	16	0	0

PCT 111

Trustee, Place 6 – Frisco ISD
Vote For 1

	TOTAL	VOTE %		Election Day	Early Voting	Ballots By Mail	Provision al	Limited Ballot
Fred Kaiser	150	54.55%	<div><div></div><div></div></div>	50	90	10	0	0
Sherrie Salas	125	45.45%	<div><div></div><div></div></div>	43	77	5	0	0
Total Votes Cast	275	100.00%	<div><div></div></div>	93	167	15	0	0
Overvotes	0			0	0	0	0	0
Undervotes	55			24	30	1	0	0
Contest Totals	330			117	197	16	0	0

Trustee, Place 7 – Frisco ISD
Vote For 1

	TOTAL	VOTE %		Election Day	Early Voting	Ballots By Mail	Provision al	Limited Ballot
Melanie Barrios - Jones	146	49.49%	<div><div></div><div></div></div>	48	89	9	0	0
Keith Maddox	149	50.51%	<div><div></div><div></div></div>	51	91	7	0	0
Total Votes Cast	295	100.00%	<div><div></div></div>	99	180	16	0	0
Overvotes	0			0	0	0	0	0
Undervotes	35			18	17	0	0	0
Contest Totals	330			117	197	16	0	0

Summary Results Report
Joint General and Special Election
May 4, 2024

SOVC
FINAL
COLLIN COUNTY

PCT 113

Councilmember, Place No. 1 - City of Allen

Vote For 1

	TOTAL	VOTE %		Election Day	Early Voting	Ballots By Mail	Provision al	Limited Ballot
Mike Schaeffer	126	61.46%	<div><div></div></div>	41	79	5	1	0
Dave Scott	55	26.83%	<div><div></div></div>	14	38	2	1	0
Esrar Razvi	24	11.71%	<div><div></div></div>	6	16	2	0	0
Total Votes Cast	205	100.00%	<div><div></div></div>	61	133	9	2	0
Overvotes	0			0	0	0	0	0
Undervotes	2			1	1	0	0	0
Contest Totals	207			62	134	9	2	0

Councilmember, Place No. 3 - City of Allen

Vote For 1

	TOTAL	VOTE %		Election Day	Early Voting	Ballots By Mail	Provision al	Limited Ballot
Dave Cornette	59	29.06%	<div><div></div></div>	12	46	1	0	0
Ken Cook	119	58.62%	<div><div></div></div>	43	69	6	1	0
Saad Hamid	25	12.32%	<div><div></div></div>	6	16	2	1	0
Total Votes Cast	203	100.00%	<div><div></div></div>	61	131	9	2	0
Overvotes	0			0	0	0	0	0
Undervotes	4			1	3	0	0	0
Contest Totals	207			62	134	9	2	0

Councilmember, Place No. 5 - City of Allen

Vote For 1

	TOTAL	VOTE %		Election Day	Early Voting	Ballots By Mail	Provision al	Limited Ballot
Dave Shafer	57	27.94%	<div><div></div></div>	12	44	0	1	0
Zeeshan Naseh	28	13.73%	<div><div></div></div>	8	16	3	1	0
Walter Merrill	7	3.43%	<div><div></div></div>	2	5	0	0	0
Carl Clemencich	112	54.90%	<div><div></div></div>	39	67	6	0	0
Total Votes Cast	204	100.00%	<div><div></div></div>	61	132	9	2	0
Overvotes	0			0	0	0	0	0
Undervotes	3			1	2	0	0	0
Contest Totals	207			62	134	9	2	0

Board of Trustees, Place 1 – Allen ISD

Vote For 1

	TOTAL	VOTE %		Election Day	Early Voting	Ballots By Mail	Provision al	Limited Ballot
Sarah Mitchell	150	77.72%	<div><div></div></div>	48	91	9	2	0
Shanna Coulter	43	22.28%	<div><div></div></div>	11	32	0	0	0
Total Votes Cast	193	100.00%	<div><div></div></div>	59	123	9	2	0
Overvotes	0			0	0	0	0	0
Undervotes	14			3	11	0	0	0
Contest Totals	207			62	134	9	2	0

PCT 113

Board of Trustees, Place 2 – Allen ISD								
Vote For 1								
	TOTAL	VOTE %		Election Day	Early Voting	Ballots By Mail	Provisional	Limited Ballot
Veronica Yost	136	72.34%	<div><div></div></div>	38	91	5	2	0
Vatsa Ramanathan	52	27.66%	<div><div></div></div>	18	30	4	0	0
Total Votes Cast	188	100.00%	<div><div></div></div>	56	121	9	2	0
Overvotes	0			0	0	0	0	0
Undervotes	19			6	13	0	0	0
Contest Totals	207			62	134	9	2	0

Board of Trustees, Place 3 – Allen ISD								
Vote For 1								
	TOTAL	VOTE %		Election Day	Early Voting	Ballots By Mail	Provisional	Limited Ballot
Bill Pilcher	66	35.48%	<div><div></div></div>	20	45	0	1	0
John Holley	120	64.52%	<div><div></div></div>	37	73	9	1	0
Total Votes Cast	186	100.00%	<div><div></div></div>	57	118	9	2	0
Overvotes	0			0	0	0	0	0
Undervotes	21			5	16	0	0	0
Contest Totals	207			62	134	9	2	0

PCT 115

Proposition A – City of Dallas

Vote For 1

	TOTAL	VOTE %		Election Day	Early Voting	Ballots By Mail	Provision al	Limited Ballot
For	155	80.73%	<div><div></div></div>	56	83	16	0	0
Against	37	19.27%	<div><div></div></div>	12	25	0	0	0
Total Votes Cast	192	100.00%	<div><div></div></div>	68	108	16	0	0
Overvotes	0			0	0	0	0	0
Undervotes	1			1	0	0	0	0
Contest Totals	193			69	108	16	0	0

Proposition B – City of Dallas

Vote For 1

	TOTAL	VOTE %		Election Day	Early Voting	Ballots By Mail	Provision al	Limited Ballot
For	137	71.35%	<div><div></div></div>	50	72	15	0	0
Against	55	28.65%	<div><div></div></div>	18	36	1	0	0
Total Votes Cast	192	100.00%	<div><div></div></div>	68	108	16	0	0
Overvotes	0			0	0	0	0	0
Undervotes	1			1	0	0	0	0
Contest Totals	193			69	108	16	0	0

Proposition C – City of Dallas

Vote For 1

	TOTAL	VOTE %		Election Day	Early Voting	Ballots By Mail	Provision al	Limited Ballot
For	81	42.41%	<div><div></div></div>	36	33	12	0	0
Against	110	57.59%	<div><div></div></div>	32	74	4	0	0
Total Votes Cast	191	100.00%	<div><div></div></div>	68	107	16	0	0
Overvotes	0			0	0	0	0	0
Undervotes	2			1	1	0	0	0
Contest Totals	193			69	108	16	0	0

Proposition D – City of Dallas

Vote For 1

	TOTAL	VOTE %		Election Day	Early Voting	Ballots By Mail	Provision al	Limited Ballot
For	113	61.75%	<div><div></div></div>	43	56	14	0	0
Against	70	38.25%	<div><div></div></div>	22	46	2	0	0
Total Votes Cast	183	100.00%	<div><div></div></div>	65	102	16	0	0
Overvotes	0			0	0	0	0	0
Undervotes	10			4	6	0	0	0
Contest Totals	193			69	108	16	0	0

Summary Results Report
Joint General and Special Election
May 4, 2024

SOVC
FINAL
COLLIN COUNTY

PCT 115

Proposition E – City of Dallas

Vote For 1

	TOTAL	VOTE %		Election Day	Early Voting	Ballots By Mail	Provision al	Limited Ballot
For	110	59.78%	<div><div></div></div>	45	51	14	0	0
Against	74	40.22%	<div><div></div></div>	22	50	2	0	0
Total Votes Cast	184	100.00%	<div><div></div></div>	67	101	16	0	0
Overvotes	0			0	0	0	0	0
Undervotes	9			2	7	0	0	0
Contest Totals	193			69	108	16	0	0

Proposition F – City of Dallas

Vote For 1

	TOTAL	VOTE %		Election Day	Early Voting	Ballots By Mail	Provision al	Limited Ballot
For	138	73.02%	<div><div></div></div>	48	75	15	0	0
Against	51	26.98%	<div><div></div></div>	20	31	0	0	0
Total Votes Cast	189	100.00%	<div><div></div></div>	68	106	15	0	0
Overvotes	0			0	0	0	0	0
Undervotes	4			1	2	1	0	0
Contest Totals	193			69	108	16	0	0

Proposition G – City of Dallas

Vote For 1

	TOTAL	VOTE %		Election Day	Early Voting	Ballots By Mail	Provision al	Limited Ballot
For	95	51.63%	<div><div></div></div>	38	45	12	0	0
Against	89	48.37%	<div><div></div></div>	29	56	4	0	0
Total Votes Cast	184	100.00%	<div><div></div></div>	67	101	16	0	0
Overvotes	0			0	0	0	0	0
Undervotes	9			2	7	0	0	0
Contest Totals	193			69	108	16	0	0

Proposition H – City of Dallas

Vote For 1

	TOTAL	VOTE %		Election Day	Early Voting	Ballots By Mail	Provision al	Limited Ballot
For	72	37.50%	<div><div></div></div>	35	25	12	0	0
Against	120	62.50%	<div><div></div></div>	34	82	4	0	0
Total Votes Cast	192	100.00%	<div><div></div></div>	69	107	16	0	0
Overvotes	0			0	0	0	0	0
Undervotes	1			0	1	0	0	0
Contest Totals	193			69	108	16	0	0

PCT 115

Proposition I – City of Dallas
Vote For 1

	TOTAL	VOTE %		Election Day	Early Voting	Ballots By Mail	Provision al	Limited Ballot
For	120	64.86%	<div><div></div></div>	51	56	13	0	0
Against	65	35.14%	<div><div></div></div>	16	47	2	0	0
Total Votes Cast	185	100.00%	<div><div></div></div>	67	103	15	0	0
Overvotes	0			0	0	0	0	0
Undervotes	8			2	5	1	0	0
Contest Totals	193			69	108	16	0	0

Proposition J – City of Dallas
Vote For 1

	TOTAL	VOTE %		Election Day	Early Voting	Ballots By Mail	Provision al	Limited Ballot
For	137	71.35%	<div><div></div></div>	49	73	15	0	0
Against	55	28.65%	<div><div></div></div>	20	35	0	0	0
Total Votes Cast	192	100.00%	<div><div></div></div>	69	108	15	0	0
Overvotes	0			0	0	0	0	0
Undervotes	1			0	0	1	0	0
Contest Totals	193			69	108	16	0	0

Summary Results Report
Joint General and Special Election
May 4, 2024

SOVC
FINAL
COLLIN COUNTY

PCT 117

City Council, Place 1 - City of Frisco

Vote For 1

	TOTAL	VOTE %		Election Day	Early Voting	Ballots By Mail	Provision al	Limited Ballot
Mark Piland	174	45.31%	<div><div></div></div>	47	120	7	0	0
John Keating	210	54.69%	<div><div></div></div>	51	144	15	0	0
Total Votes Cast	384	100.00%	<div><div></div></div>	98	264	22	0	0
Overvotes	0			0	0	0	0	0
Undervotes	32			8	21	3	0	0
Contest Totals	416			106	285	25	0	0

City Council, Place 3 - City of Frisco

Vote For 1

	TOTAL	VOTE %		Election Day	Early Voting	Ballots By Mail	Provision al	Limited Ballot
John Redmond	153	39.43%	<div><div></div></div>	45	102	6	0	0
Angelia Pelham	235	60.57%	<div><div></div></div>	52	168	15	0	0
Total Votes Cast	388	100.00%	<div><div></div></div>	97	270	21	0	0
Overvotes	0			0	0	0	0	0
Undervotes	28			9	15	4	0	0
Contest Totals	416			106	285	25	0	0

Proposition A - City of Frisco

Vote For 1

	TOTAL	VOTE %		Election Day	Early Voting	Ballots By Mail	Provision al	Limited Ballot
For the Proposition	212	52.22%	<div><div></div></div>	51	146	15	0	0
Against the Proposition	194	47.78%	<div><div></div></div>	53	132	9	0	0
Total Votes Cast	406	100.00%	<div><div></div></div>	104	278	24	0	0
Overvotes	0			0	0	0	0	0
Undervotes	10			2	7	1	0	0
Contest Totals	416			106	285	25	0	0

Proposition B - City of Frisco

Vote For 1

	TOTAL	VOTE %		Election Day	Early Voting	Ballots By Mail	Provision al	Limited Ballot
For the Proposition	203	49.63%	<div><div></div></div>	49	139	15	0	0
Against the Proposition	206	50.37%	<div><div></div></div>	55	141	10	0	0
Total Votes Cast	409	100.00%	<div><div></div></div>	104	280	25	0	0
Overvotes	0			0	0	0	0	0
Undervotes	7			2	5	0	0	0
Contest Totals	416			106	285	25	0	0

PCT 117

Trustee, Place 6 – Frisco ISD
Vote For 1

	TOTAL	VOTE %		Election Day	Early Voting	Ballots By Mail	Provision al	Limited Ballot
Fred Kaiser	175	48.61%	<div><div></div></div>	50	116	9	0	0
Sherrie Salas	185	51.39%	<div><div></div></div>	40	133	12	0	0
Total Votes Cast	360	100.00%	<div><div></div></div>	90	249	21	0	0
Overvotes	0			0	0	0	0	0
Undervotes	56			16	36	4	0	0
Contest Totals	416			106	285	25	0	0

Trustee, Place 7 – Frisco ISD
Vote For 1

	TOTAL	VOTE %		Election Day	Early Voting	Ballots By Mail	Provision al	Limited Ballot
Melanie Barrios - Jones	144	37.50%	<div><div></div></div>	40	92	12	0	0
Keith Maddox	240	62.50%	<div><div></div></div>	60	171	9	0	0
Total Votes Cast	384	100.00%	<div><div></div></div>	100	263	21	0	0
Overvotes	0			0	0	0	0	0
Undervotes	32			6	22	4	0	0
Contest Totals	416			106	285	25	0	0

Summary Results Report
Joint General and Special Election
May 4, 2024

SOVC
FINAL
COLLIN COUNTY

PCT 118

City Council, Place 1 - City of Frisco

Vote For 1

	TOTAL	VOTE %		Election Day	Early Voting	Ballots By Mail	Provision al	Limited Ballot
Mark Piland	173	41.09%	<div><div></div></div>	59	111	3	0	0
John Keating	248	58.91%	<div><div></div></div>	75	166	7	0	0
Total Votes Cast	421	100.00%	<div><div></div></div>	134	277	10	0	0
Overvotes	0			0	0	0	0	0
Undervotes	17			5	11	1	0	0
Contest Totals	438			139	288	11	0	0

City Council, Place 3 - City of Frisco

Vote For 1

	TOTAL	VOTE %		Election Day	Early Voting	Ballots By Mail	Provision al	Limited Ballot
John Redmond	138	33.66%	<div><div></div></div>	50	85	3	0	0
Angelia Pelham	272	66.34%	<div><div></div></div>	80	185	7	0	0
Total Votes Cast	410	100.00%	<div><div></div></div>	130	270	10	0	0
Overvotes	0			0	0	0	0	0
Undervotes	28			9	18	1	0	0
Contest Totals	438			139	288	11	0	0

Proposition A - City of Frisco

Vote For 1

	TOTAL	VOTE %		Election Day	Early Voting	Ballots By Mail	Provision al	Limited Ballot
For the Proposition	209	48.16%	<div><div></div></div>	75	130	4	0	0
Against the Proposition	225	51.84%	<div><div></div></div>	63	155	7	0	0
Total Votes Cast	434	100.00%	<div><div></div></div>	138	285	11	0	0
Overvotes	0			0	0	0	0	0
Undervotes	4			1	3	0	0	0
Contest Totals	438			139	288	11	0	0

Proposition B - City of Frisco

Vote For 1

	TOTAL	VOTE %		Election Day	Early Voting	Ballots By Mail	Provision al	Limited Ballot
For the Proposition	189	43.55%	<div><div></div></div>	70	114	5	0	0
Against the Proposition	245	56.45%	<div><div></div></div>	68	171	6	0	0
Total Votes Cast	434	100.00%	<div><div></div></div>	138	285	11	0	0
Overvotes	0			0	0	0	0	0
Undervotes	4			1	3	0	0	0
Contest Totals	438			139	288	11	0	0

PCT 118

Trustee, Place 6 – Frisco ISD
Vote For 1

	TOTAL	VOTE %		Election Day	Early Voting	Ballots By Mail	Provision al	Limited Ballot
Fred Kaiser	159	43.68%	<div><div></div><div></div></div>	46	106	7	0	0
Sherrie Salas	205	56.32%	<div><div></div><div></div></div>	65	136	4	0	0
Total Votes Cast	364	100.00%	<div><div></div></div>	111	242	11	0	0
Overvotes	0			0	0	0	0	0
Undervotes	74			28	46	0	0	0
Contest Totals	438			139	288	11	0	0

Trustee, Place 7 – Frisco ISD
Vote For 1

	TOTAL	VOTE %		Election Day	Early Voting	Ballots By Mail	Provision al	Limited Ballot
Melanie Barrios - Jones	154	39.90%	<div><div></div><div></div></div>	53	101	0	0	0
Keith Maddox	232	60.10%	<div><div></div><div></div></div>	67	154	11	0	0
Total Votes Cast	386	100.00%	<div><div></div></div>	120	255	11	0	0
Overvotes	0			0	0	0	0	0
Undervotes	52			19	33	0	0	0
Contest Totals	438			139	288	11	0	0

Summary Results Report
Joint General and Special Election
May 4, 2024

SOVC
FINAL
COLLIN COUNTY

PCT 120

Councilmember, Place No. 1 - City of Allen

Vote For 1

	TOTAL	VOTE %		Election Day	Early Voting	Ballots By Mail	Provisional	Limited Ballot
Mike Schaeffer	244	58.94%	<div><div></div></div>	64	174	6	0	0
Dave Scott	141	34.06%	<div><div></div></div>	42	94	5	0	0
Esrar Razvi	29	7.00%	<div><div></div></div>	9	20	0	0	0
Total Votes Cast	414	100.00%	<div><div></div></div>	115	288	11	0	0
Overvotes	0			0	0	0	0	0
Undervotes	9			1	8	0	0	0
Contest Totals	423			116	296	11	0	0

Councilmember, Place No. 3 - City of Allen

Vote For 1

	TOTAL	VOTE %		Election Day	Early Voting	Ballots By Mail	Provisional	Limited Ballot
Dave Cornette	151	36.65%	<div><div></div></div>	52	98	1	0	0
Ken Cook	221	53.64%	<div><div></div></div>	52	161	8	0	0
Saad Hamid	40	9.71%	<div><div></div></div>	10	28	2	0	0
Total Votes Cast	412	100.00%	<div><div></div></div>	114	287	11	0	0
Overvotes	0			0	0	0	0	0
Undervotes	11			2	9	0	0	0
Contest Totals	423			116	296	11	0	0

Councilmember, Place No. 5 - City of Allen

Vote For 1

	TOTAL	VOTE %		Election Day	Early Voting	Ballots By Mail	Provisional	Limited Ballot
Dave Shafer	140	33.73%	<div><div></div></div>	51	87	2	0	0
Zeeshan Naseh	40	9.64%	<div><div></div></div>	12	28	0	0	0
Walter Merrill	11	2.65%	<div><div></div></div>	3	6	2	0	0
Carl Clemencich	224	53.98%	<div><div></div></div>	49	168	7	0	0
Total Votes Cast	415	100.00%	<div><div></div></div>	115	289	11	0	0
Overvotes	0			0	0	0	0	0
Undervotes	8			1	7	0	0	0
Contest Totals	423			116	296	11	0	0

Board of Trustees, Place 1 – Allen ISD

Vote For 1

	TOTAL	VOTE %		Election Day	Early Voting	Ballots By Mail	Provisional	Limited Ballot
Sarah Mitchell	298	78.01%	<div><div></div></div>	82	205	11	0	0
Shanna Coulter	84	21.99%	<div><div></div></div>	25	59	0	0	0
Total Votes Cast	382	100.00%	<div><div></div></div>	107	264	11	0	0
Overvotes	0			0	0	0	0	0
Undervotes	41			9	32	0	0	0
Contest Totals	423			116	296	11	0	0

PCT 120

Board of Trustees, Place 2 – Allen ISD								
Vote For 1								
	TOTAL	VOTE %		Election Day	Early Voting	Ballots By Mail	Provisional	Limited Ballot
Veronica Yost	271	70.21%	<div><div></div></div>	83	185	3	0	0
Vatsa Ramanathan	115	29.79%	<div><div></div></div>	24	85	6	0	0
Total Votes Cast	386	100.00%	<div><div></div></div>	107	270	9	0	0
Overvotes	0			0	0	0	0	0
Undervotes	37			9	26	2	0	0
Contest Totals	423			116	296	11	0	0

Board of Trustees, Place 3 – Allen ISD								
Vote For 1								
	TOTAL	VOTE %		Election Day	Early Voting	Ballots By Mail	Provisional	Limited Ballot
Bill Pilcher	150	39.37%	<div><div></div></div>	45	103	2	0	0
John Holley	231	60.63%	<div><div></div></div>	58	164	9	0	0
Total Votes Cast	381	100.00%	<div><div></div></div>	103	267	11	0	0
Overvotes	0			0	0	0	0	0
Undervotes	42			13	29	0	0	0
Contest Totals	423			116	296	11	0	0

Summary Results Report
Joint General and Special Election
May 4, 2024

SOVC
FINAL
COLLIN COUNTY

PCT 121

Councilmember, Place No. 1 - City of Allen

Vote For 1

	TOTAL	VOTE %	Election Day	Early Voting	Ballots By Mail	Provision al	Limited Ballot
Mike Schaeffer	0		0	0	0	0	0
Dave Scott	0		0	0	0	0	0
Esrar Razvi	0		0	0	0	0	0
Total Votes Cast	0		0	0	0	0	0
Overvotes	0		0	0	0	0	0
Undervotes	0		0	0	0	0	0
Contest Totals	0		0	0	0	0	0

Councilmember, Place No. 3 - City of Allen

Vote For 1

	TOTAL	VOTE %	Election Day	Early Voting	Ballots By Mail	Provision al	Limited Ballot
Dave Cornette	0		0	0	0	0	0
Ken Cook	0		0	0	0	0	0
Saad Hamid	0		0	0	0	0	0
Total Votes Cast	0		0	0	0	0	0
Overvotes	0		0	0	0	0	0
Undervotes	0		0	0	0	0	0
Contest Totals	0		0	0	0	0	0

Councilmember, Place No. 5 - City of Allen

Vote For 1

	TOTAL	VOTE %	Election Day	Early Voting	Ballots By Mail	Provision al	Limited Ballot
Dave Shafer	0		0	0	0	0	0
Zeeshan Naseh	0		0	0	0	0	0
Walter Merrill	0		0	0	0	0	0
Carl Clemencich	0		0	0	0	0	0
Total Votes Cast	0		0	0	0	0	0
Overvotes	0		0	0	0	0	0
Undervotes	0		0	0	0	0	0
Contest Totals	0		0	0	0	0	0

Summary Results Report
Joint General and Special Election
May 4, 2024

SOVC
FINAL
COLLIN COUNTY

PCT 122

Proposition A – City of McKinney

Vote For 1

	TOTAL	VOTE %		Election Day	Early Voting	Ballots By Mail	Provision al	Limited Ballot
FOR	205	55.56%	<div><div></div></div>	51	128	26	0	0
AGAINST	164	44.44%	<div><div></div></div>	65	92	7	0	0
Total Votes Cast	369	100.00%	<div><div></div></div>	116	220	33	0	0
Overvotes	0			0	0	0	0	0
Undervotes	5			2	0	3	0	0
Contest Totals	374			118	220	36	0	0

Proposition B – City of McKinney

Vote For 1

	TOTAL	VOTE %		Election Day	Early Voting	Ballots By Mail	Provision al	Limited Ballot
FOR	174	47.41%	<div><div></div></div>	46	108	20	0	0
AGAINST	193	52.59%	<div><div></div></div>	70	111	12	0	0
Total Votes Cast	367	100.00%	<div><div></div></div>	116	219	32	0	0
Overvotes	0			0	0	0	0	0
Undervotes	7			2	1	4	0	0
Contest Totals	374			118	220	36	0	0

Proposition C – City of McKinney

Vote For 1

	TOTAL	VOTE %		Election Day	Early Voting	Ballots By Mail	Provision al	Limited Ballot
FOR	177	48.23%	<div><div></div></div>	46	111	20	0	0
AGAINST	190	51.77%	<div><div></div></div>	70	107	13	0	0
Total Votes Cast	367	100.00%	<div><div></div></div>	116	218	33	0	0
Overvotes	0			0	0	0	0	0
Undervotes	7			2	2	3	0	0
Contest Totals	374			118	220	36	0	0

Proposition D – City of McKinney

Vote For 1

	TOTAL	VOTE %		Election Day	Early Voting	Ballots By Mail	Provision al	Limited Ballot
FOR	245	65.68%	<div><div></div></div>	70	141	34	0	0
AGAINST	128	34.32%	<div><div></div></div>	47	79	2	0	0
Total Votes Cast	373	100.00%	<div><div></div></div>	117	220	36	0	0
Overvotes	0			0	0	0	0	0
Undervotes	1			1	0	0	0	0
Contest Totals	374			118	220	36	0	0

PCT 122

Proposition E – City of McKinney
Vote For 1

	TOTAL	VOTE %		Election Day	Early Voting	Ballots By Mail	Provision al	Limited Ballot
FOR	251	67.47%	<div><div></div></div>	67	151	33	0	0
AGAINST	121	32.53%	<div><div></div></div>	50	68	3	0	0
Total Votes Cast	372	100.00%	<div><div></div></div>	117	219	36	0	0
Overvotes	0			0	0	0	0	0
Undervotes	2			1	1	0	0	0
Contest Totals	374			118	220	36	0	0

PCT 125

Council Member, District 1 - City of Garland

	TOTAL	VOTE %	Election Day	Early Voting	Ballots By Mail	Provision al	Limited Ballot
Jeff Bass	0		0	0	0	0	0
Total Votes Cast	0		0	0	0	0	0
Overvotes	0		0	0	0	0	0
Undervotes	0		0	0	0	0	0
Contest Totals	0		0	0	0	0	0

Proposition A – City of Garland

	TOTAL	VOTE %	Election Day	Early Voting	Ballots By Mail	Provision al	Limited Ballot
For	0		0	0	0	0	0
Against	0		0	0	0	0	0
Total Votes Cast	0		0	0	0	0	0
Overvotes	0		0	0	0	0	0
Undervotes	0		0	0	0	0	0
Contest Totals	0		0	0	0	0	0

Proposition B – City of Garland

	TOTAL	VOTE %	Election Day	Early Voting	Ballots By Mail	Provision al	Limited Ballot
For	0		0	0	0	0	0
Against	0		0	0	0	0	0
Total Votes Cast	0		0	0	0	0	0
Overvotes	0		0	0	0	0	0
Undervotes	0		0	0	0	0	0
Contest Totals	0		0	0	0	0	0

Proposition C – City of Garland

	TOTAL	VOTE %	Election Day	Early Voting	Ballots By Mail	Provision al	Limited Ballot
For	0		0	0	0	0	0
Against	0		0	0	0	0	0
Total Votes Cast	0		0	0	0	0	0
Overvotes	0		0	0	0	0	0
Undervotes	0		0	0	0	0	0
Contest Totals	0		0	0	0	0	0

Summary Results Report
Joint General and Special Election
May 4, 2024

SOVC
FINAL
COLLIN COUNTY

PCT 125

Proposition D – City of Garland

Vote For 1

	TOTAL	VOTE %	Election Day	Early Voting	Ballots By Mail	Provision al	Limited Ballot
For	0		0	0	0	0	0
Against	0		0	0	0	0	0
Total Votes Cast	0		0	0	0	0	0
Overvotes	0		0	0	0	0	0
Undervotes	0		0	0	0	0	0
Contest Totals	0		0	0	0	0	0

Proposition E – City of Garland

Vote For 1

	TOTAL	VOTE %	Election Day	Early Voting	Ballots By Mail	Provision al	Limited Ballot
For	0		0	0	0	0	0
Against	0		0	0	0	0	0
Total Votes Cast	0		0	0	0	0	0
Overvotes	0		0	0	0	0	0
Undervotes	0		0	0	0	0	0
Contest Totals	0		0	0	0	0	0

Proposition F – City of Garland

Vote For 1

	TOTAL	VOTE %	Election Day	Early Voting	Ballots By Mail	Provision al	Limited Ballot
For	0		0	0	0	0	0
Against	0		0	0	0	0	0
Total Votes Cast	0		0	0	0	0	0
Overvotes	0		0	0	0	0	0
Undervotes	0		0	0	0	0	0
Contest Totals	0		0	0	0	0	0

Proposition G – City of Garland

Vote For 1

	TOTAL	VOTE %	Election Day	Early Voting	Ballots By Mail	Provision al	Limited Ballot
For	0		0	0	0	0	0
Against	0		0	0	0	0	0
Total Votes Cast	0		0	0	0	0	0
Overvotes	0		0	0	0	0	0
Undervotes	0		0	0	0	0	0
Contest Totals	0		0	0	0	0	0

PCT 125

Proposition H – City of Garland
Vote For 1

	TOTAL	VOTE %	Election Day	Early Voting	Ballots By Mail	Provision al	Limited Ballot
For	0		0	0	0	0	0
Against	0		0	0	0	0	0
Total Votes Cast	0		0	0	0	0	0
Overvotes	0		0	0	0	0	0
Undervotes	0		0	0	0	0	0
Contest Totals	0		0	0	0	0	0

Proposition I – City of Garland
Vote For 1

	TOTAL	VOTE %	Election Day	Early Voting	Ballots By Mail	Provision al	Limited Ballot
For	0		0	0	0	0	0
Against	0		0	0	0	0	0
Total Votes Cast	0		0	0	0	0	0
Overvotes	0		0	0	0	0	0
Undervotes	0		0	0	0	0	0
Contest Totals	0		0	0	0	0	0

Proposition J – City of Garland
Vote For 1

	TOTAL	VOTE %	Election Day	Early Voting	Ballots By Mail	Provision al	Limited Ballot
For	0		0	0	0	0	0
Against	0		0	0	0	0	0
Total Votes Cast	0		0	0	0	0	0
Overvotes	0		0	0	0	0	0
Undervotes	0		0	0	0	0	0
Contest Totals	0		0	0	0	0	0

Proposition K – City of Garland
Vote For 1

	TOTAL	VOTE %	Election Day	Early Voting	Ballots By Mail	Provision al	Limited Ballot
For	0		0	0	0	0	0
Against	0		0	0	0	0	0
Total Votes Cast	0		0	0	0	0	0
Overvotes	0		0	0	0	0	0
Undervotes	0		0	0	0	0	0
Contest Totals	0		0	0	0	0	0

Summary Results Report
Joint General and Special Election
May 4, 2024

SOVC
FINAL
COLLIN COUNTY

PCT 125

Proposition L – City of Garland

Vote For 1

	TOTAL	VOTE %	Election Day	Early Voting	Ballots By Mail	Provision al	Limited Ballot
For	0		0	0	0	0	0
Against	0		0	0	0	0	0
Total Votes Cast	0		0	0	0	0	0
Overvotes	0		0	0	0	0	0
Undervotes	0		0	0	0	0	0
Contest Totals	0		0	0	0	0	0

Proposition M – City of Garland

Vote For 1

	TOTAL	VOTE %	Election Day	Early Voting	Ballots By Mail	Provision al	Limited Ballot
For	0		0	0	0	0	0
Against	0		0	0	0	0	0
Total Votes Cast	0		0	0	0	0	0
Overvotes	0		0	0	0	0	0
Undervotes	0		0	0	0	0	0
Contest Totals	0		0	0	0	0	0

Proposition N – City of Garland

Vote For 1

	TOTAL	VOTE %	Election Day	Early Voting	Ballots By Mail	Provision al	Limited Ballot
For	0		0	0	0	0	0
Against	0		0	0	0	0	0
Total Votes Cast	0		0	0	0	0	0
Overvotes	0		0	0	0	0	0
Undervotes	0		0	0	0	0	0
Contest Totals	0		0	0	0	0	0

Proposition O – City of Garland

Vote For 1

	TOTAL	VOTE %	Election Day	Early Voting	Ballots By Mail	Provision al	Limited Ballot
For	0		0	0	0	0	0
Against	0		0	0	0	0	0
Total Votes Cast	0		0	0	0	0	0
Overvotes	0		0	0	0	0	0
Undervotes	0		0	0	0	0	0
Contest Totals	0		0	0	0	0	0

PCT 125

Proposition P – City of Garland						
Vote For 1						
	TOTAL	VOTE %	Election Day	Early Voting	Ballots By Mail	Provisional Limited Ballot
For	0		0	0	0	0
Against	0		0	0	0	0
Total Votes Cast	0		0	0	0	0
Overvotes	0		0	0	0	0
Undervotes	0		0	0	0	0
Contest Totals	0		0	0	0	0

Proposition Q – City of Garland						
Vote For 1						
	TOTAL	VOTE %	Election Day	Early Voting	Ballots By Mail	Provisional Limited Ballot
For	0		0	0	0	0
Against	0		0	0	0	0
Total Votes Cast	0		0	0	0	0
Overvotes	0		0	0	0	0
Undervotes	0		0	0	0	0
Contest Totals	0		0	0	0	0

PCT 126

Proposition A – City of McKinney

Vote For 1

	TOTAL	VOTE %		Election Day	Early Voting	Ballots By Mail	Provision al	Limited Ballot
FOR	137	61.71%	<div><div></div></div>	29	89	19	0	0
AGAINST	85	38.29%	<div><div></div></div>	34	36	15	0	0
Total Votes Cast	222	100.00%	<div><div></div></div>	63	125	34	0	0
Overvotes	0			0	0	0	0	0
Undervotes	0			0	0	0	0	0
Contest Totals	222			63	125	34	0	0

Proposition B – City of McKinney

Vote For 1

	TOTAL	VOTE %		Election Day	Early Voting	Ballots By Mail	Provision al	Limited Ballot
FOR	107	48.42%	<div><div></div></div>	17	75	15	0	0
AGAINST	114	51.58%	<div><div></div></div>	46	50	18	0	0
Total Votes Cast	221	100.00%	<div><div></div></div>	63	125	33	0	0
Overvotes	1			0	0	1	0	0
Undervotes	0			0	0	0	0	0
Contest Totals	222			63	125	34	0	0

Proposition C – City of McKinney

Vote For 1

	TOTAL	VOTE %		Election Day	Early Voting	Ballots By Mail	Provision al	Limited Ballot
FOR	120	54.05%	<div><div></div></div>	22	80	18	0	0
AGAINST	102	45.95%	<div><div></div></div>	41	45	16	0	0
Total Votes Cast	222	100.00%	<div><div></div></div>	63	125	34	0	0
Overvotes	0			0	0	0	0	0
Undervotes	0			0	0	0	0	0
Contest Totals	222			63	125	34	0	0

Proposition D – City of McKinney

Vote For 1

	TOTAL	VOTE %		Election Day	Early Voting	Ballots By Mail	Provision al	Limited Ballot
FOR	149	67.42%	<div><div></div></div>	33	95	21	0	0
AGAINST	72	32.58%	<div><div></div></div>	30	30	12	0	0
Total Votes Cast	221	100.00%	<div><div></div></div>	63	125	33	0	0
Overvotes	0			0	0	0	0	0
Undervotes	1			0	0	1	0	0
Contest Totals	222			63	125	34	0	0

PCT 126

Proposition E – City of McKinney								
Vote For 1								
	TOTAL	VOTE %		Election Day	Early Voting	Ballots By Mail	Provision al	Limited Ballot
FOR	156	70.59%	<div><div></div></div>	35	98	23	0	0
AGAINST	65	29.41%	<div><div></div></div>	28	27	10	0	0
Total Votes Cast	221	100.00%	<div><div></div></div>	63	125	33	0	0
Overvotes	0			0	0	0	0	0
Undervotes	1			0	0	1	0	0
Contest Totals	222			63	125	34	0	0

Summary Results Report
Joint General and Special Election
May 4, 2024

SOVC
FINAL
COLLIN COUNTY

PCT 127

City Council, Place 1 - City of Frisco

Vote For 1

	TOTAL	VOTE %		Election Day	Early Voting	Ballots By Mail	Provision al	Limited Ballot
Mark Piland	157	45.11%	<div><div></div></div>	49	99	9	0	0
John Keating	191	54.89%	<div><div></div></div>	58	120	13	0	0
Total Votes Cast	348	100.00%	<div><div></div></div>	107	219	22	0	0
Overvotes	0			0	0	0	0	0
Undervotes	27			11	14	2	0	0
Contest Totals	375			118	233	24	0	0

City Council, Place 3 - City of Frisco

Vote For 1

	TOTAL	VOTE %		Election Day	Early Voting	Ballots By Mail	Provision al	Limited Ballot
John Redmond	111	32.27%	<div><div></div></div>	31	69	11	0	0
Angelia Pelham	233	67.73%	<div><div></div></div>	74	147	12	0	0
Total Votes Cast	344	100.00%	<div><div></div></div>	105	216	23	0	0
Overvotes	0			0	0	0	0	0
Undervotes	31			13	17	1	0	0
Contest Totals	375			118	233	24	0	0

Proposition A - City of Frisco

Vote For 1

	TOTAL	VOTE %		Election Day	Early Voting	Ballots By Mail	Provision al	Limited Ballot
For the Proposition	213	58.04%	<div><div></div></div>	61	135	17	0	0
Against the Proposition	154	41.96%	<div><div></div></div>	53	95	6	0	0
Total Votes Cast	367	100.00%	<div><div></div></div>	114	230	23	0	0
Overvotes	0			0	0	0	0	0
Undervotes	8			4	3	1	0	0
Contest Totals	375			118	233	24	0	0

Proposition B - City of Frisco

Vote For 1

	TOTAL	VOTE %		Election Day	Early Voting	Ballots By Mail	Provision al	Limited Ballot
For the Proposition	193	52.73%	<div><div></div></div>	58	125	10	0	0
Against the Proposition	173	47.27%	<div><div></div></div>	55	106	12	0	0
Total Votes Cast	366	100.00%	<div><div></div></div>	113	231	22	0	0
Overvotes	0			0	0	0	0	0
Undervotes	9			5	2	2	0	0
Contest Totals	375			118	233	24	0	0

PCT 127

Trustee, Place 6 – Frisco ISD
Vote For 1

	TOTAL	VOTE %		Election Day	Early Voting	Ballots By Mail	Provision al	Limited Ballot
Fred Kaiser	140	42.94%	<div><div></div></div>	48	77	15	0	0
Sherrie Salas	186	57.06%	<div><div></div></div>	55	125	6	0	0
Total Votes Cast	326	100.00%	<div><div></div></div>	103	202	21	0	0
Overvotes	0			0	0	0	0	0
Undervotes	49			15	31	3	0	0
Contest Totals	375			118	233	24	0	0

Trustee, Place 7 – Frisco ISD
Vote For 1

	TOTAL	VOTE %		Election Day	Early Voting	Ballots By Mail	Provision al	Limited Ballot
Melanie Barrios - Jones	113	34.45%	<div><div></div></div>	36	65	12	0	0
Keith Maddox	215	65.55%	<div><div></div></div>	70	136	9	0	0
Total Votes Cast	328	100.00%	<div><div></div></div>	106	201	21	0	0
Overvotes	0			0	0	0	0	0
Undervotes	47			12	32	3	0	0
Contest Totals	375			118	233	24	0	0

Summary Results Report
Joint General and Special Election
May 4, 2024

SOVC
FINAL
COLLIN COUNTY

PCT 128

Mayor - City of Lucas

Vote For 1

	TOTAL	VOTE %		Election Day	Early Voting	Ballots By Mail	Provision al	Limited Ballot
Kathleen A. Peele	443	52.06%	<div><div></div></div>	162	278	3	0	0
Dusty Kuykendall	408	47.94%	<div><div></div></div>	130	274	4	0	0
Total Votes Cast	851	100.00%	<div><div></div></div>	292	552	7	0	0
Overvotes	0			0	0	0	0	0
Undervotes	5			2	3	0	0	0
Contest Totals	856			294	555	7	0	0

Councilmember, Seat 3 - City of Lucas

Vote For 1

	TOTAL	VOTE %		Election Day	Early Voting	Ballots By Mail	Provision al	Limited Ballot
Chris Bierman	696	86.25%	<div><div></div></div>	239	451	6	0	0
Suhail Syed	111	13.75%	<div><div></div></div>	38	72	1	0	0
Total Votes Cast	807	100.00%	<div><div></div></div>	277	523	7	0	0
Overvotes	0			0	0	0	0	0
Undervotes	49			17	32	0	0	0
Contest Totals	856			294	555	7	0	0

Councilmember, Seat 4 - City of Lucas

Vote For 1

	TOTAL	VOTE %		Election Day	Early Voting	Ballots By Mail	Provision al	Limited Ballot
Philip (Phil) Lawrence	604	77.14%	<div><div></div></div>	225	372	7	0	0
Joe Williams	179	22.86%	<div><div></div></div>	44	135	0	0	0
Total Votes Cast	783	100.00%	<div><div></div></div>	269	507	7	0	0
Overvotes	0			0	0	0	0	0
Undervotes	73			25	48	0	0	0
Contest Totals	856			294	555	7	0	0

Councilmember, Seat 2, Unexpired Term - City of Lucas

Vote For 1

	TOTAL	VOTE %		Election Day	Early Voting	Ballots By Mail	Provision al	Limited Ballot
Sean Watts	293	37.14%	<div><div></div></div>	90	203	0	0	0
Brian Stubblefield	496	62.86%	<div><div></div></div>	181	308	7	0	0
Total Votes Cast	789	100.00%	<div><div></div></div>	271	511	7	0	0
Overvotes	0			0	0	0	0	0
Undervotes	67			23	44	0	0	0
Contest Totals	856			294	555	7	0	0

Summary Results Report
Joint General and Special Election
May 4, 2024

SOVC
FINAL
COLLIN COUNTY

PCT 128

Councilmember, Seat 6, Unexpired Term - City of Lucas

Vote For 1

	TOTAL	VOTE %		Election Day	Early Voting	Ballots By Mail	Provision al	Limited Ballot
Tim Baney	212	27.82%	<div><div></div></div>	61	150	1	0	0
Neil Peterson	550	72.18%	<div><div></div></div>	203	343	4	0	0
Total Votes Cast	762	100.00%	<div><div></div></div>	264	493	5	0	0
Overvotes	0			0	0	0	0	0
Undervotes	94			30	62	2	0	0
Contest Totals	856			294	555	7	0	0

Proposition A - City of Lucas

Vote For 1

	TOTAL	VOTE %		Election Day	Early Voting	Ballots By Mail	Provision al	Limited Ballot
FOR THE PROPOSITION	742	90.05%	<div><div></div></div>	247	490	5	0	0
AGAINST THE PROPOSITION	82	9.95%	<div><div></div></div>	32	48	2	0	0
Total Votes Cast	824	100.00%	<div><div></div></div>	279	538	7	0	0
Overvotes	0			0	0	0	0	0
Undervotes	32			15	17	0	0	0
Contest Totals	856			294	555	7	0	0

Board of Trustees, Place 1 - Allen ISD

Vote For 1

	TOTAL	VOTE %		Election Day	Early Voting	Ballots By Mail	Provision al	Limited Ballot
Sarah Mitchell	33	80.49%	<div><div></div></div>	18	15	0	0	0
Shanna Coulter	8	19.51%	<div><div></div></div>	2	6	0	0	0
Total Votes Cast	41	100.00%	<div><div></div></div>	20	21	0	0	0
Overvotes	0			0	0	0	0	0
Undervotes	37			15	22	0	0	0
Contest Totals	78			35	43	0	0	0

Board of Trustees, Place 2 - Allen ISD

Vote For 1

	TOTAL	VOTE %		Election Day	Early Voting	Ballots By Mail	Provision al	Limited Ballot
Veronica Yost	31	75.61%	<div><div></div></div>	12	19	0	0	0
Vatsa Ramanathan	10	24.39%	<div><div></div></div>	7	3	0	0	0
Total Votes Cast	41	100.00%	<div><div></div></div>	19	22	0	0	0
Overvotes	0			0	0	0	0	0
Undervotes	37			16	21	0	0	0
Contest Totals	78			35	43	0	0	0

PCT 128

Board of Trustees, Place 3 – Allen ISD								
Vote For 1								
	TOTAL	VOTE %		Election Day	Early Voting	Ballots By Mail	Provision al	Limited Ballot
Bill Pilcher	17	41.46%	<div><div></div></div>	8	9	0	0	0
John Holley	24	58.54%	<div><div></div></div>	11	13	0	0	0
Total Votes Cast	41	100.00%	<div><div></div></div>	19	22	0	0	0
Overvotes	0			0	0	0	0	0
Undervotes	37			16	21	0	0	0
Contest Totals	78			35	43	0	0	0

Summary Results Report
Joint General and Special Election
May 4, 2024

SOVC
FINAL
COLLIN COUNTY

PCT 129

Proposition A – City of McKinney

Vote For 1

	TOTAL	VOTE %		Election Day	Early Voting	Ballots By Mail	Provision al	Limited Ballot
FOR	90	51.43%	<div><div></div></div>	28	52	10	0	0
AGAINST	85	48.57%	<div><div></div></div>	34	40	11	0	0
Total Votes Cast	175	100.00%	<div><div></div></div>	62	92	21	0	0
Overvotes	0			0	0	0	0	0
Undervotes	1			0	1	0	0	0
Contest Totals	176			62	93	21	0	0

Proposition B – City of McKinney

Vote For 1

	TOTAL	VOTE %		Election Day	Early Voting	Ballots By Mail	Provision al	Limited Ballot
FOR	69	39.20%	<div><div></div></div>	18	39	12	0	0
AGAINST	107	60.80%	<div><div></div></div>	44	54	9	0	0
Total Votes Cast	176	100.00%	<div><div></div></div>	62	93	21	0	0
Overvotes	0			0	0	0	0	0
Undervotes	0			0	0	0	0	0
Contest Totals	176			62	93	21	0	0

Proposition C – City of McKinney

Vote For 1

	TOTAL	VOTE %		Election Day	Early Voting	Ballots By Mail	Provision al	Limited Ballot
FOR	78	44.83%	<div><div></div></div>	23	44	11	0	0
AGAINST	96	55.17%	<div><div></div></div>	39	48	9	0	0
Total Votes Cast	174	100.00%	<div><div></div></div>	62	92	20	0	0
Overvotes	0			0	0	0	0	0
Undervotes	2			0	1	1	0	0
Contest Totals	176			62	93	21	0	0

Proposition D – City of McKinney

Vote For 1

	TOTAL	VOTE %		Election Day	Early Voting	Ballots By Mail	Provision al	Limited Ballot
FOR	109	62.29%	<div><div></div></div>	34	57	18	0	0
AGAINST	66	37.71%	<div><div></div></div>	28	35	3	0	0
Total Votes Cast	175	100.00%	<div><div></div></div>	62	92	21	0	0
Overvotes	0			0	0	0	0	0
Undervotes	1			0	1	0	0	0
Contest Totals	176			62	93	21	0	0

PCT 129

Proposition E – City of McKinney								
Vote For 1								
	TOTAL	VOTE %		Election Day	Early Voting	Ballots By Mail	Provision al	Limited Ballot
FOR	108	61.36%	<div><div></div></div>	32	64	12	0	0
AGAINST	68	38.64%	<div><div></div></div>	30	29	9	0	0
Total Votes Cast	176	100.00%	<div><div></div></div>	62	93	21	0	0
Overvotes	0			0	0	0	0	0
Undervotes	0			0	0	0	0	0
Contest Totals	176			62	93	21	0	0

Summary Results Report
Joint General and Special Election
May 4, 2024

SOVC
FINAL
COLLIN COUNTY

PCT 130

Councilmember, Place No. 1 - City of Allen

Vote For 1

	TOTAL	VOTE %		Election Day	Early Voting	Ballots By Mail	Provisional	Limited Ballot
Mike Schaeffer	163	49.85%	<div><div></div></div>	51	105	7	0	0
Dave Scott	89	27.22%	<div><div></div></div>	27	57	5	0	0
Esrar Razvi	75	22.94%	<div><div></div></div>	39	35	1	0	0
Total Votes Cast	327	100.00%	<div><div></div></div>	117	197	13	0	0
Overvotes	0			0	0	0	0	0
Undervotes	8			2	6	0	0	0
Contest Totals	335			119	203	13	0	0

Councilmember, Place No. 3 - City of Allen

Vote For 1

	TOTAL	VOTE %		Election Day	Early Voting	Ballots By Mail	Provisional	Limited Ballot
Dave Cornette	102	30.91%	<div><div></div></div>	33	67	2	0	0
Ken Cook	143	43.33%	<div><div></div></div>	44	88	11	0	0
Saad Hamid	85	25.76%	<div><div></div></div>	41	44	0	0	0
Total Votes Cast	330	100.00%	<div><div></div></div>	118	199	13	0	0
Overvotes	0			0	0	0	0	0
Undervotes	5			1	4	0	0	0
Contest Totals	335			119	203	13	0	0

Councilmember, Place No. 5 - City of Allen

Vote For 1

	TOTAL	VOTE %		Election Day	Early Voting	Ballots By Mail	Provisional	Limited Ballot
Dave Shafer	89	27.22%	<div><div></div></div>	32	51	6	0	0
Zeeshan Naseh	77	23.55%	<div><div></div></div>	40	35	2	0	0
Walter Merrill	8	2.45%	<div><div></div></div>	1	7	0	0	0
Carl Clemencich	153	46.79%	<div><div></div></div>	44	104	5	0	0
Total Votes Cast	327	100.00%	<div><div></div></div>	117	197	13	0	0
Overvotes	0			0	0	0	0	0
Undervotes	8			2	6	0	0	0
Contest Totals	335			119	203	13	0	0

Board of Trustees, Place 1 – Allen ISD

Vote For 1

	TOTAL	VOTE %		Election Day	Early Voting	Ballots By Mail	Provisional	Limited Ballot
Sarah Mitchell	94	81.03%	<div><div></div></div>	30	60	4	0	0
Shanna Coulter	22	18.97%	<div><div></div></div>	8	14	0	0	0
Total Votes Cast	116	100.00%	<div><div></div></div>	38	74	4	0	0
Overvotes	0			0	0	0	0	0
Undervotes	10			4	6	0	0	0
Contest Totals	126			42	80	4	0	0

PCT 130

Board of Trustees, Place 2 – Allen ISD
Vote For 1

	TOTAL	VOTE %		Election Day	Early Voting	Ballots By Mail	Provision al	Limited Ballot
Veronica Yost	82	70.69%	<div><div></div></div>	29	51	2	0	0
Vatsa Ramanathan	34	29.31%	<div><div></div></div>	10	22	2	0	0
Total Votes Cast	116	100.00%	<div><div></div></div>	39	73	4	0	0
Overvotes	0			0	0	0	0	0
Undervotes	10			3	7	0	0	0
Contest Totals	126			42	80	4	0	0

Board of Trustees, Place 3 – Allen ISD
Vote For 1

	TOTAL	VOTE %		Election Day	Early Voting	Ballots By Mail	Provision al	Limited Ballot
Bill Pilcher	47	40.87%	<div><div></div></div>	19	28	0	0	0
John Holley	68	59.13%	<div><div></div></div>	21	43	4	0	0
Total Votes Cast	115	100.00%	<div><div></div></div>	40	71	4	0	0
Overvotes	0			0	0	0	0	0
Undervotes	11			2	9	0	0	0
Contest Totals	126			42	80	4	0	0

PCT 131

Proposition A – City of McKinney

Vote For 1

	TOTAL	VOTE %		Election Day	Early Voting	Ballots By Mail	Provision al	Limited Ballot
FOR	94	55.29%	<div><div></div></div>	30	62	2	0	0
AGAINST	76	44.71%	<div><div></div></div>	32	38	6	0	0
Total Votes Cast	170	100.00%	<div><div></div></div>	62	100	8	0	0
Overvotes	0			0	0	0	0	0
Undervotes	1			0	1	0	0	0
Contest Totals	171			62	101	8	0	0

Proposition B – City of McKinney

Vote For 1

	TOTAL	VOTE %		Election Day	Early Voting	Ballots By Mail	Provision al	Limited Ballot
FOR	77	45.29%	<div><div></div></div>	29	46	2	0	0
AGAINST	93	54.71%	<div><div></div></div>	33	54	6	0	0
Total Votes Cast	170	100.00%	<div><div></div></div>	62	100	8	0	0
Overvotes	0			0	0	0	0	0
Undervotes	1			0	1	0	0	0
Contest Totals	171			62	101	8	0	0

Proposition C – City of McKinney

Vote For 1

	TOTAL	VOTE %		Election Day	Early Voting	Ballots By Mail	Provision al	Limited Ballot
FOR	84	49.41%	<div><div></div></div>	29	52	3	0	0
AGAINST	86	50.59%	<div><div></div></div>	33	48	5	0	0
Total Votes Cast	170	100.00%	<div><div></div></div>	62	100	8	0	0
Overvotes	0			0	0	0	0	0
Undervotes	1			0	1	0	0	0
Contest Totals	171			62	101	8	0	0

Proposition D – City of McKinney

Vote For 1

	TOTAL	VOTE %		Election Day	Early Voting	Ballots By Mail	Provision al	Limited Ballot
FOR	100	58.48%	<div><div></div></div>	35	62	3	0	0
AGAINST	71	41.52%	<div><div></div></div>	27	39	5	0	0
Total Votes Cast	171	100.00%	<div><div></div></div>	62	101	8	0	0
Overvotes	0			0	0	0	0	0
Undervotes	0			0	0	0	0	0
Contest Totals	171			62	101	8	0	0

PCT 131

Proposition E – City of McKinney								
Vote For 1								
	TOTAL	VOTE %		Election Day	Early Voting	Ballots By Mail	Provision al	Limited Ballot
FOR	105	61.40%	<div><div></div></div>	36	66	3	0	0
AGAINST	66	38.60%	<div><div></div></div>	26	35	5	0	0
Total Votes Cast	171	100.00%	<div><div></div></div>	62	101	8	0	0
Overvotes	0			0	0	0	0	0
Undervotes	0			0	0	0	0	0
Contest Totals	171			62	101	8	0	0

PCT 132

Proposition A – City of Dallas

Vote For 1

	TOTAL	VOTE %		Election Day	Early Voting	Ballots By Mail	Provisional	Limited Ballot
For	143	83.63%	<div><div></div></div>	45	81	17	0	0
Against	28	16.37%	<div><div></div></div>	2	21	5	0	0
Total Votes Cast	171	100.00%	<div><div></div></div>	47	102	22	0	0
Overvotes	0			0	0	0	0	0
Undervotes	1			1	0	0	0	0
Contest Totals	172			48	102	22	0	0

Proposition B – City of Dallas

Vote For 1

	TOTAL	VOTE %		Election Day	Early Voting	Ballots By Mail	Provisional	Limited Ballot
For	130	76.02%	<div><div></div></div>	36	77	17	0	0
Against	41	23.98%	<div><div></div></div>	12	24	5	0	0
Total Votes Cast	171	100.00%	<div><div></div></div>	48	101	22	0	0
Overvotes	0			0	0	0	0	0
Undervotes	1			0	1	0	0	0
Contest Totals	172			48	102	22	0	0

Proposition C – City of Dallas

Vote For 1

	TOTAL	VOTE %		Election Day	Early Voting	Ballots By Mail	Provisional	Limited Ballot
For	79	45.93%	<div><div></div></div>	23	41	15	0	0
Against	93	54.07%	<div><div></div></div>	25	61	7	0	0
Total Votes Cast	172	100.00%	<div><div></div></div>	48	102	22	0	0
Overvotes	0			0	0	0	0	0
Undervotes	0			0	0	0	0	0
Contest Totals	172			48	102	22	0	0

Proposition D – City of Dallas

Vote For 1

	TOTAL	VOTE %		Election Day	Early Voting	Ballots By Mail	Provisional	Limited Ballot
For	110	64.71%	<div><div></div></div>	35	62	13	0	0
Against	60	35.29%	<div><div></div></div>	12	39	9	0	0
Total Votes Cast	170	100.00%	<div><div></div></div>	47	101	22	0	0
Overvotes	0			0	0	0	0	0
Undervotes	2			1	1	0	0	0
Contest Totals	172			48	102	22	0	0

Summary Results Report
Joint General and Special Election
May 4, 2024

SOVC
FINAL
COLLIN COUNTY

PCT 132

Proposition E – City of Dallas

Vote For 1

	TOTAL	VOTE %		Election Day	Early Voting	Ballots By Mail	Provision al	Limited Ballot
For	101	59.41%	<div><div></div></div>	33	53	15	0	0
Against	69	40.59%	<div><div></div></div>	15	47	7	0	0
Total Votes Cast	170	100.00%	<div><div></div></div>	48	100	22	0	0
Overvotes	0			0	0	0	0	0
Undervotes	2			0	2	0	0	0
Contest Totals	172			48	102	22	0	0

Proposition F – City of Dallas

Vote For 1

	TOTAL	VOTE %		Election Day	Early Voting	Ballots By Mail	Provision al	Limited Ballot
For	132	77.19%	<div><div></div></div>	33	85	14	0	0
Against	39	22.81%	<div><div></div></div>	14	17	8	0	0
Total Votes Cast	171	100.00%	<div><div></div></div>	47	102	22	0	0
Overvotes	0			0	0	0	0	0
Undervotes	1			1	0	0	0	0
Contest Totals	172			48	102	22	0	0

Proposition G – City of Dallas

Vote For 1

	TOTAL	VOTE %		Election Day	Early Voting	Ballots By Mail	Provision al	Limited Ballot
For	89	52.35%	<div><div></div></div>	25	51	13	0	0
Against	81	47.65%	<div><div></div></div>	22	50	9	0	0
Total Votes Cast	170	100.00%	<div><div></div></div>	47	101	22	0	0
Overvotes	0			0	0	0	0	0
Undervotes	2			1	1	0	0	0
Contest Totals	172			48	102	22	0	0

Proposition H – City of Dallas

Vote For 1

	TOTAL	VOTE %		Election Day	Early Voting	Ballots By Mail	Provision al	Limited Ballot
For	71	41.28%	<div><div></div></div>	21	36	14	0	0
Against	101	58.72%	<div><div></div></div>	27	66	8	0	0
Total Votes Cast	172	100.00%	<div><div></div></div>	48	102	22	0	0
Overvotes	0			0	0	0	0	0
Undervotes	0			0	0	0	0	0
Contest Totals	172			48	102	22	0	0

PCT 132

Proposition I – City of Dallas
Vote For 1

	TOTAL	VOTE %		Election Day	Early Voting	Ballots By Mail	Provision al	Limited Ballot
For	110	65.87%	<div><div></div></div>	36	58	16	0	0
Against	57	34.13%	<div><div></div></div>	11	41	5	0	0
Total Votes Cast	167	100.00%	<div><div></div></div>	47	99	21	0	0
Overvotes	0			0	0	0	0	0
Undervotes	5			1	3	1	0	0
Contest Totals	172			48	102	22	0	0

Proposition J – City of Dallas
Vote For 1

	TOTAL	VOTE %		Election Day	Early Voting	Ballots By Mail	Provision al	Limited Ballot
For	134	78.82%	<div><div></div></div>	40	78	16	0	0
Against	36	21.18%	<div><div></div></div>	8	23	5	0	0
Total Votes Cast	170	100.00%	<div><div></div></div>	48	101	21	0	0
Overvotes	0			0	0	0	0	0
Undervotes	2			0	1	1	0	0
Contest Totals	172			48	102	22	0	0

PCT 133

Councilmember, Place 2 – City of Wylie
Vote For 1

	TOTAL	VOTE %		Election Day	Early Voting	Ballots By Mail	Provision al	Limited Ballot
Ahmed Abdelghani	37	27.01%	<div><div></div></div>	12	25	0	0	0
Dave Strang	100	72.99%	<div><div></div></div>	28	63	9	0	0
Total Votes Cast	137	100.00%	<div><div></div></div>	40	88	9	0	0
Overvotes	0			0	0	0	0	0
Undervotes	2			1	1	0	0	0
Contest Totals	139			41	89	9	0	0

Councilmember, Place 4 – City of Wylie
Vote For 1

	TOTAL	VOTE %		Election Day	Early Voting	Ballots By Mail	Provision al	Limited Ballot
Danish Aftab	36	25.90%	<div><div></div></div>	11	24	1	0	0
Scott Williams	103	74.10%	<div><div></div></div>	30	65	8	0	0
Total Votes Cast	139	100.00%	<div><div></div></div>	41	89	9	0	0
Overvotes	0			0	0	0	0	0
Undervotes	0			0	0	0	0	0
Contest Totals	139			41	89	9	0	0

Summary Results Report
Joint General and Special Election
May 4, 2024

SOVC
FINAL
COLLIN COUNTY

PCT 134

City Council, Place 1 - City of Frisco

Vote For 1

	TOTAL	VOTE %		Election Day	Early Voting	Ballots By Mail	Provision al	Limited Ballot
Mark Piland	115	33.72%	<div><div></div></div>	47	61	7	0	0
John Keating	226	66.28%	<div><div></div></div>	84	131	11	0	0
Total Votes Cast	341	100.00%	<div><div></div></div>	131	192	18	0	0
Overvotes	0			0	0	0	0	0
Undervotes	14			2	12	0	0	0
Contest Totals	355			133	204	18	0	0

City Council, Place 3 - City of Frisco

Vote For 1

	TOTAL	VOTE %		Election Day	Early Voting	Ballots By Mail	Provision al	Limited Ballot
John Redmond	106	31.74%	<div><div></div></div>	36	62	8	0	0
Angelia Pelham	228	68.26%	<div><div></div></div>	94	125	9	0	0
Total Votes Cast	334	100.00%	<div><div></div></div>	130	187	17	0	0
Overvotes	0			0	0	0	0	0
Undervotes	21			3	17	1	0	0
Contest Totals	355			133	204	18	0	0

Proposition A - City of Frisco

Vote For 1

	TOTAL	VOTE %		Election Day	Early Voting	Ballots By Mail	Provision al	Limited Ballot
For the Proposition	174	50.14%	<div><div></div></div>	67	99	8	0	0
Against the Proposition	173	49.86%	<div><div></div></div>	63	100	10	0	0
Total Votes Cast	347	100.00%	<div><div></div></div>	130	199	18	0	0
Overvotes	0			0	0	0	0	0
Undervotes	8			3	5	0	0	0
Contest Totals	355			133	204	18	0	0

Proposition B - City of Frisco

Vote For 1

	TOTAL	VOTE %		Election Day	Early Voting	Ballots By Mail	Provision al	Limited Ballot
For the Proposition	148	42.90%	<div><div></div></div>	54	87	7	0	0
Against the Proposition	197	57.10%	<div><div></div></div>	77	110	10	0	0
Total Votes Cast	345	100.00%	<div><div></div></div>	131	197	17	0	0
Overvotes	1			0	0	1	0	0
Undervotes	9			2	7	0	0	0
Contest Totals	355			133	204	18	0	0

Summary Results Report
Joint General and Special Election
May 4, 2024

SOVC
FINAL
COLLIN COUNTY

PCT 134

Trustee, Place 6 – Frisco ISD

Vote For 1

	TOTAL	VOTE %		Election Day	Early Voting	Ballots By Mail	Provision al	Limited Ballot
Fred Kaiser	139	42.77%	<div><div></div></div>	50	81	8	0	0
Sherrie Salas	186	57.23%	<div><div></div></div>	78	98	10	0	0
Total Votes Cast	325	100.00%	<div><div></div></div>	128	179	18	0	0
Overvotes	0			0	0	0	0	0
Undervotes	30			5	25	0	0	0
Contest Totals	355			133	204	18	0	0

Trustee, Place 7 – Frisco ISD

Vote For 1

	TOTAL	VOTE %		Election Day	Early Voting	Ballots By Mail	Provision al	Limited Ballot
Melanie Barrios - Jones	93	28.18%	<div><div></div></div>	37	52	4	0	0
Keith Maddox	237	71.82%	<div><div></div></div>	92	131	14	0	0
Total Votes Cast	330	100.00%	<div><div></div></div>	129	183	18	0	0
Overvotes	0			0	0	0	0	0
Undervotes	25			4	21	0	0	0
Contest Totals	355			133	204	18	0	0

School Board Trustee, Place 4 – Prosper ISD

Vote For 1

	TOTAL	VOTE %		Election Day	Early Voting	Ballots By Mail	Provision al	Limited Ballot
Bill Beavers	0			0	0	0	0	0
Lanford Rodgers	0			0	0	0	0	0
Total Votes Cast	0			0	0	0	0	0
Overvotes	0			0	0	0	0	0
Undervotes	0			0	0	0	0	0
Contest Totals	0			0	0	0	0	0

School Board Trustee, Place 7 – Prosper ISD

Vote For 1

	TOTAL	VOTE %		Election Day	Early Voting	Ballots By Mail	Provision al	Limited Ballot
Kristin Meier	0			0	0	0	0	0
David Webb	0			0	0	0	0	0
Drew Wilborn	0			0	0	0	0	0
Total Votes Cast	0			0	0	0	0	0
Overvotes	0			0	0	0	0	0
Undervotes	0			0	0	0	0	0
Contest Totals	0			0	0	0	0	0

PCT 135

Trustee, Place 6 – Frisco ISD
Vote For 1

	TOTAL	VOTE %		Election Day	Early Voting	Ballots By Mail	Provision al	Limited Ballot
Fred Kaiser	39	49.37%	<div><div></div></div>	26	12	1	0	0
Sherrie Salas	40	50.63%	<div><div></div></div>	17	18	5	0	0
Total Votes Cast	79	100.00%	<div><div></div></div>	43	30	6	0	0
Overvotes	0			0	0	0	0	0
Undervotes	1			1	0	0	0	0
Contest Totals	80			44	30	6	0	0

Trustee, Place 7 – Frisco ISD
Vote For 1

	TOTAL	VOTE %		Election Day	Early Voting	Ballots By Mail	Provision al	Limited Ballot
Melanie Barrios - Jones	27	34.62%	<div><div></div></div>	17	7	3	0	0
Keith Maddox	51	65.38%	<div><div></div></div>	26	22	3	0	0
Total Votes Cast	78	100.00%	<div><div></div></div>	43	29	6	0	0
Overvotes	0			0	0	0	0	0
Undervotes	2			1	1	0	0	0
Contest Totals	80			44	30	6	0	0

PCT 136

Proposition A – City of Dallas

Vote For 1

	TOTAL	VOTE %		Election Day	Early Voting	Ballots By Mail	Provision al	Limited Ballot
For	138	81.18%	<div><div></div></div>	46	82	10	0	0
Against	32	18.82%	<div><div></div></div>	14	18	0	0	0
Total Votes Cast	170	100.00%	<div><div></div></div>	60	100	10	0	0
Overvotes	0			0	0	0	0	0
Undervotes	2			0	0	2	0	0
Contest Totals	172			60	100	12	0	0

Proposition B – City of Dallas

Vote For 1

	TOTAL	VOTE %		Election Day	Early Voting	Ballots By Mail	Provision al	Limited Ballot
For	125	73.96%	<div><div></div></div>	39	78	8	0	0
Against	44	26.04%	<div><div></div></div>	20	22	2	0	0
Total Votes Cast	169	100.00%	<div><div></div></div>	59	100	10	0	0
Overvotes	0			0	0	0	0	0
Undervotes	3			1	0	2	0	0
Contest Totals	172			60	100	12	0	0

Proposition C – City of Dallas

Vote For 1

	TOTAL	VOTE %		Election Day	Early Voting	Ballots By Mail	Provision al	Limited Ballot
For	64	37.87%	<div><div></div></div>	20	36	8	0	0
Against	105	62.13%	<div><div></div></div>	39	64	2	0	0
Total Votes Cast	169	100.00%	<div><div></div></div>	59	100	10	0	0
Overvotes	0			0	0	0	0	0
Undervotes	3			1	0	2	0	0
Contest Totals	172			60	100	12	0	0

Proposition D – City of Dallas

Vote For 1

	TOTAL	VOTE %		Election Day	Early Voting	Ballots By Mail	Provision al	Limited Ballot
For	105	62.87%	<div><div></div></div>	34	64	7	0	0
Against	62	37.13%	<div><div></div></div>	25	34	3	0	0
Total Votes Cast	167	100.00%	<div><div></div></div>	59	98	10	0	0
Overvotes	0			0	0	0	0	0
Undervotes	5			1	2	2	0	0
Contest Totals	172			60	100	12	0	0

Summary Results Report
Joint General and Special Election
May 4, 2024

SOVC
FINAL
COLLIN COUNTY

PCT 136

Proposition E – City of Dallas

Vote For 1

	TOTAL	VOTE %		Election Day	Early Voting	Ballots By Mail	Provision al	Limited Ballot
For	84	50.30%	<div><div></div></div>	28	49	7	0	0
Against	83	49.70%	<div><div></div></div>	31	49	3	0	0
Total Votes Cast	167	100.00%	<div><div></div></div>	59	98	10	0	0
Overvotes	0			0	0	0	0	0
Undervotes	5			1	2	2	0	0
Contest Totals	172			60	100	12	0	0

Proposition F – City of Dallas

Vote For 1

	TOTAL	VOTE %		Election Day	Early Voting	Ballots By Mail	Provision al	Limited Ballot
For	136	80.47%	<div><div></div></div>	45	82	9	0	0
Against	33	19.53%	<div><div></div></div>	15	17	1	0	0
Total Votes Cast	169	100.00%	<div><div></div></div>	60	99	10	0	0
Overvotes	0			0	0	0	0	0
Undervotes	3			0	1	2	0	0
Contest Totals	172			60	100	12	0	0

Proposition G – City of Dallas

Vote For 1

	TOTAL	VOTE %		Election Day	Early Voting	Ballots By Mail	Provision al	Limited Ballot
For	69	41.57%	<div><div></div></div>	25	37	7	0	0
Against	97	58.43%	<div><div></div></div>	33	61	3	0	0
Total Votes Cast	166	100.00%	<div><div></div></div>	58	98	10	0	0
Overvotes	0			0	0	0	0	0
Undervotes	6			2	2	2	0	0
Contest Totals	172			60	100	12	0	0

Proposition H – City of Dallas

Vote For 1

	TOTAL	VOTE %		Election Day	Early Voting	Ballots By Mail	Provision al	Limited Ballot
For	56	33.14%	<div><div></div></div>	21	28	7	0	0
Against	113	66.86%	<div><div></div></div>	38	72	3	0	0
Total Votes Cast	169	100.00%	<div><div></div></div>	59	100	10	0	0
Overvotes	0			0	0	0	0	0
Undervotes	3			1	0	2	0	0
Contest Totals	172			60	100	12	0	0

PCT 136

Proposition I – City of Dallas
Vote For 1

	TOTAL	VOTE %		Election Day	Early Voting	Ballots By Mail	Provision al	Limited Ballot
For	90	54.22%	<div><div></div><div></div></div>	31	50	9	0	0
Against	76	45.78%	<div><div></div><div></div></div>	27	47	2	0	0
Total Votes Cast	166	100.00%	<div><div></div></div>	58	97	11	0	0
Overvotes	0			0	0	0	0	0
Undervotes	6			2	3	1	0	0
Contest Totals	172			60	100	12	0	0

Proposition J – City of Dallas
Vote For 1

	TOTAL	VOTE %		Election Day	Early Voting	Ballots By Mail	Provision al	Limited Ballot
For	128	75.74%	<div><div></div><div></div></div>	45	74	9	0	0
Against	41	24.26%	<div><div></div><div></div></div>	14	25	2	0	0
Total Votes Cast	169	100.00%	<div><div></div></div>	59	99	11	0	0
Overvotes	0			0	0	0	0	0
Undervotes	3			1	1	1	0	0
Contest Totals	172			60	100	12	0	0

PCT 139

Trustee, Place 6 – Frisco ISD
Vote For 1

	TOTAL	VOTE %		Election Day	Early Voting	Ballots By Mail	Provision al	Limited Ballot
Fred Kaiser	48	48.48%	<div><div></div></div>	12	31	5	0	0
Sherrie Salas	51	51.52%	<div><div></div></div>	15	27	9	0	0
Total Votes Cast	99	100.00%	<div><div></div></div>	27	58	14	0	0
Overvotes	0			0	0	0	0	0
Undervotes	5			2	2	1	0	0
Contest Totals	104			29	60	15	0	0

Trustee, Place 7 – Frisco ISD
Vote For 1

	TOTAL	VOTE %		Election Day	Early Voting	Ballots By Mail	Provision al	Limited Ballot
Melanie Barrios - Jones	45	44.55%	<div><div></div></div>	17	23	5	0	0
Keith Maddox	56	55.45%	<div><div></div></div>	12	35	9	0	0
Total Votes Cast	101	100.00%	<div><div></div></div>	29	58	14	0	0
Overvotes	0			0	0	0	0	0
Undervotes	3			0	2	1	0	0
Contest Totals	104			29	60	15	0	0

Summary Results Report
Joint General and Special Election
May 4, 2024

SOVC
FINAL
COLLIN COUNTY

PCT 140

Proposition A – City of McKinney

Vote For 1

	TOTAL	VOTE %		Election Day	Early Voting	Ballots By Mail	Provision al	Limited Ballot
FOR	144	50.00%	<div><div></div></div>	47	82	15	0	0
AGAINST	144	50.00%	<div><div></div></div>	46	88	10	0	0
Total Votes Cast	288	100.00%	<div><div></div></div>	93	170	25	0	0
Overvotes	0			0	0	0	0	0
Undervotes	4			0	4	0	0	0
Contest Totals	292			93	174	25	0	0

Proposition B – City of McKinney

Vote For 1

	TOTAL	VOTE %		Election Day	Early Voting	Ballots By Mail	Provision al	Limited Ballot
FOR	122	42.66%	<div><div></div></div>	36	76	10	0	0
AGAINST	164	57.34%	<div><div></div></div>	53	96	15	0	0
Total Votes Cast	286	100.00%	<div><div></div></div>	89	172	25	0	0
Overvotes	0			0	0	0	0	0
Undervotes	6			4	2	0	0	0
Contest Totals	292			93	174	25	0	0

Proposition C – City of McKinney

Vote For 1

	TOTAL	VOTE %		Election Day	Early Voting	Ballots By Mail	Provision al	Limited Ballot
FOR	130	45.30%	<div><div></div></div>	40	79	11	0	0
AGAINST	157	54.70%	<div><div></div></div>	50	93	14	0	0
Total Votes Cast	287	100.00%	<div><div></div></div>	90	172	25	0	0
Overvotes	0			0	0	0	0	0
Undervotes	5			3	2	0	0	0
Contest Totals	292			93	174	25	0	0

Proposition D – City of McKinney

Vote For 1

	TOTAL	VOTE %		Election Day	Early Voting	Ballots By Mail	Provision al	Limited Ballot
FOR	172	58.90%	<div><div></div></div>	53	103	16	0	0
AGAINST	120	41.10%	<div><div></div></div>	40	71	9	0	0
Total Votes Cast	292	100.00%	<div><div></div></div>	93	174	25	0	0
Overvotes	0			0	0	0	0	0
Undervotes	0			0	0	0	0	0
Contest Totals	292			93	174	25	0	0

PCT 140

Proposition E – City of McKinney
Vote For 1

	TOTAL	VOTE %		Election Day	Early Voting	Ballots By Mail	Provision al	Limited Ballot
FOR	168	57.73%	<div><div></div></div>	48	102	18	0	0
AGAINST	123	42.27%	<div><div></div></div>	45	71	7	0	0
Total Votes Cast	291	100.00%	<div><div></div></div>	93	173	25	0	0
Overvotes	0			0	0	0	0	0
Undervotes	1			0	1	0	0	0
Contest Totals	292			93	174	25	0	0

Summary Results Report
Joint General and Special Election
May 4, 2024

SOVC
FINAL
COLLIN COUNTY

PCT 142

Proposition A – City of Dallas

Vote For 1

	TOTAL	VOTE %		Election Day	Early Voting	Ballots By Mail	Provision al	Limited Ballot
For	206	83.74%	<div><div></div></div>	60	125	21	0	0
Against	40	16.26%	<div><div></div></div>	15	23	2	0	0
Total Votes Cast	246	100.00%	<div><div></div></div>	75	148	23	0	0
Overvotes	0			0	0	0	0	0
Undervotes	0			0	0	0	0	0
Contest Totals	246			75	148	23	0	0

Proposition B – City of Dallas

Vote For 1

	TOTAL	VOTE %		Election Day	Early Voting	Ballots By Mail	Provision al	Limited Ballot
For	186	75.61%	<div><div></div></div>	54	114	18	0	0
Against	60	24.39%	<div><div></div></div>	21	34	5	0	0
Total Votes Cast	246	100.00%	<div><div></div></div>	75	148	23	0	0
Overvotes	0			0	0	0	0	0
Undervotes	0			0	0	0	0	0
Contest Totals	246			75	148	23	0	0

Proposition C – City of Dallas

Vote For 1

	TOTAL	VOTE %		Election Day	Early Voting	Ballots By Mail	Provision al	Limited Ballot
For	109	44.31%	<div><div></div></div>	44	50	15	0	0
Against	137	55.69%	<div><div></div></div>	31	98	8	0	0
Total Votes Cast	246	100.00%	<div><div></div></div>	75	148	23	0	0
Overvotes	0			0	0	0	0	0
Undervotes	0			0	0	0	0	0
Contest Totals	246			75	148	23	0	0

Proposition D – City of Dallas

Vote For 1

	TOTAL	VOTE %		Election Day	Early Voting	Ballots By Mail	Provision al	Limited Ballot
For	165	69.62%	<div><div></div></div>	50	99	16	0	0
Against	72	30.38%	<div><div></div></div>	22	44	6	0	0
Total Votes Cast	237	100.00%	<div><div></div></div>	72	143	22	0	0
Overvotes	0			0	0	0	0	0
Undervotes	9			3	5	1	0	0
Contest Totals	246			75	148	23	0	0

PCT 142

Proposition E – City of Dallas

Vote For 1

	TOTAL	VOTE %		Election Day	Early Voting	Ballots By Mail	Provisional	Limited Ballot
For	136	57.14%	<div><div></div></div>	43	82	11	0	0
Against	102	42.86%	<div><div></div></div>	30	61	11	0	0
Total Votes Cast	238	100.00%	<div><div></div></div>	73	143	22	0	0
Overvotes	0			0	0	0	0	0
Undervotes	8			2	5	1	0	0
Contest Totals	246			75	148	23	0	0

Proposition F – City of Dallas

Vote For 1

	TOTAL	VOTE %		Election Day	Early Voting	Ballots By Mail	Provisional	Limited Ballot
For	178	72.65%	<div><div></div></div>	45	112	21	0	0
Against	67	27.35%	<div><div></div></div>	30	35	2	0	0
Total Votes Cast	245	100.00%	<div><div></div></div>	75	147	23	0	0
Overvotes	0			0	0	0	0	0
Undervotes	1			0	1	0	0	0
Contest Totals	246			75	148	23	0	0

Proposition G – City of Dallas

Vote For 1

	TOTAL	VOTE %		Election Day	Early Voting	Ballots By Mail	Provisional	Limited Ballot
For	122	51.69%	<div><div></div></div>	44	70	8	0	0
Against	114	48.31%	<div><div></div></div>	28	74	12	0	0
Total Votes Cast	236	100.00%	<div><div></div></div>	72	144	20	0	0
Overvotes	0			0	0	0	0	0
Undervotes	10			3	4	3	0	0
Contest Totals	246			75	148	23	0	0

Proposition H – City of Dallas

Vote For 1

	TOTAL	VOTE %		Election Day	Early Voting	Ballots By Mail	Provisional	Limited Ballot
For	88	35.77%	<div><div></div></div>	35	42	11	0	0
Against	158	64.23%	<div><div></div></div>	40	106	12	0	0
Total Votes Cast	246	100.00%	<div><div></div></div>	75	148	23	0	0
Overvotes	0			0	0	0	0	0
Undervotes	0			0	0	0	0	0
Contest Totals	246			75	148	23	0	0

PCT 142

Proposition I – City of Dallas
Vote For 1

	TOTAL	VOTE %		Election Day	Early Voting	Ballots By Mail	Provision al	Limited Ballot
For	151	63.18%	<div><div></div></div>	54	80	17	0	0
Against	88	36.82%	<div><div></div></div>	19	64	5	0	0
Total Votes Cast	239	100.00%	<div><div></div></div>	73	144	22	0	0
Overvotes	0			0	0	0	0	0
Undervotes	7			2	4	1	0	0
Contest Totals	246			75	148	23	0	0

Proposition J – City of Dallas
Vote For 1

	TOTAL	VOTE %		Election Day	Early Voting	Ballots By Mail	Provision al	Limited Ballot
For	189	77.14%	<div><div></div></div>	53	115	21	0	0
Against	56	22.86%	<div><div></div></div>	21	33	2	0	0
Total Votes Cast	245	100.00%	<div><div></div></div>	74	148	23	0	0
Overvotes	0			0	0	0	0	0
Undervotes	1			1	0	0	0	0
Contest Totals	246			75	148	23	0	0

PCT 143

Member of Council, Place 1 - City of Carrollton

	TOTAL	VOTE %		Election Day	Early Voting	Ballots By Mail	Provision al	Limited Ballot
Christopher Axberg	1	33.33%	<div><div></div></div>	1	0	0	0	0
Laura Vola	2	66.67%	<div><div></div></div>	2	0	0	0	0
Total Votes Cast	3	100.00%	<div><div></div></div>	3	0	0	0	0
Overvotes	0			0	0	0	0	0
Undervotes	1			0	0	1	0	0
Contest Totals	4			3	0	1	0	0

Member of Council, Place 3 - City of Carrollton

	TOTAL	VOTE %		Election Day	Early Voting	Ballots By Mail	Provision al	Limited Ballot
Richard Fleming	3	100.00%	<div><div></div></div>	3	0	0	0	0
Total Votes Cast	3	100.00%	<div><div></div></div>	3	0	0	0	0
Overvotes	0			0	0	0	0	0
Undervotes	1			0	0	1	0	0
Contest Totals	4			3	0	1	0	0

Member of Council, Place 5 - City of Carrollton

	TOTAL	VOTE %		Election Day	Early Voting	Ballots By Mail	Provision al	Limited Ballot
Nancy Cline	3	100.00%	<div><div></div></div>	3	0	0	0	0
Susan Thomas	0	0.00%	<div><div></div></div>	0	0	0	0	0
Total Votes Cast	3	100.00%	<div><div></div></div>	3	0	0	0	0
Overvotes	0			0	0	0	0	0
Undervotes	1			0	0	1	0	0
Contest Totals	4			3	0	1	0	0

Member of Council, Place 7 - City of Carrollton

	TOTAL	VOTE %		Election Day	Early Voting	Ballots By Mail	Provision al	Limited Ballot
Simon Chamakala	1	33.33%	<div><div></div></div>	1	0	0	0	0
Rowena Watters	2	66.67%	<div><div></div></div>	2	0	0	0	0
Total Votes Cast	3	100.00%	<div><div></div></div>	3	0	0	0	0
Overvotes	0			0	0	0	0	0
Undervotes	1			0	0	1	0	0
Contest Totals	4			3	0	1	0	0

PCT 143

Proposition A - City of Carrollton
Vote For 1

	TOTAL	VOTE %		Election Day	Early Voting	Ballots By Mail	Provision al	Limited Ballot
YES	4	100.00%	<div><div></div></div>	3	0	1	0	0
NO	0	0.00%	<div><div></div></div>	0	0	0	0	0
Total Votes Cast	4	100.00%	<div><div></div></div>	3	0	1	0	0
Overvotes	0			0	0	0	0	0
Undervotes	0			0	0	0	0	0
Contest Totals	4			3	0	1	0	0

Proposition B - City of Carrollton
Vote For 1

	TOTAL	VOTE %		Election Day	Early Voting	Ballots By Mail	Provision al	Limited Ballot
YES	2	50.00%	<div><div></div><div></div></div>	1	0	1	0	0
NO	2	50.00%	<div><div></div><div></div></div>	2	0	0	0	0
Total Votes Cast	4	100.00%	<div><div></div></div>	3	0	1	0	0
Overvotes	0			0	0	0	0	0
Undervotes	0			0	0	0	0	0
Contest Totals	4			3	0	1	0	0

Proposition C - City of Carrollton
Vote For 1

	TOTAL	VOTE %		Election Day	Early Voting	Ballots By Mail	Provision al	Limited Ballot
YES	1	25.00%	<div><div></div><div></div></div>	0	0	1	0	0
NO	3	75.00%	<div><div></div><div></div></div>	3	0	0	0	0
Total Votes Cast	4	100.00%	<div><div></div></div>	3	0	1	0	0
Overvotes	0			0	0	0	0	0
Undervotes	0			0	0	0	0	0
Contest Totals	4			3	0	1	0	0

PCT 144

Member of Council, Place 1 – City of Sachse
Vote For 1

	TOTAL	VOTE %		Election Day	Early Voting	Ballots By Mail	Provision al	Limited Ballot
Atif Ahmed	0	0.00%		0	0	0	0	0
Brett Franks	3	100.00%		0	1	2	0	0
Total Votes Cast	3	100.00%		0	1	2	0	0
Overvotes	0			0	0	0	0	0
Undervotes	0			0	0	0	0	0
Contest Totals	3			0	1	2	0	0

Member of Council, Place 2 – City of Sachse
Vote For 1

	TOTAL	VOTE %		Election Day	Early Voting	Ballots By Mail	Provision al	Limited Ballot
Nisar Razvi	0	0.00%		0	0	0	0	0
Beau Hooten	0	0.00%		0	0	0	0	0
Michelle Howarth	3	100.00%		0	1	2	0	0
Total Votes Cast	3	100.00%		0	1	2	0	0
Overvotes	0			0	0	0	0	0
Undervotes	0			0	0	0	0	0
Contest Totals	3			0	1	2	0	0

Summary Results Report
Joint General and Special Election
May 4, 2024

SOVC
FINAL
COLLIN COUNTY

PCT 145

Councilmember, Place No. 1 - City of Allen

Vote For 1

	TOTAL	VOTE %		Election Day	Early Voting	Ballots By Mail	Provisional	Limited Ballot
Mike Schaeffer	77	57.89%	<div><div></div></div>	19	54	4	0	0
Dave Scott	36	27.07%	<div><div></div></div>	13	23	0	0	0
Esrar Razvi	20	15.04%	<div><div></div></div>	12	6	2	0	0
Total Votes Cast	133	100.00%	<div><div></div></div>	44	83	6	0	0
Overvotes	0			0	0	0	0	0
Undervotes	5			3	2	0	0	0
Contest Totals	138			47	85	6	0	0

Councilmember, Place No. 3 - City of Allen

Vote For 1

	TOTAL	VOTE %		Election Day	Early Voting	Ballots By Mail	Provisional	Limited Ballot
Dave Cornette	36	26.67%	<div><div></div></div>	11	24	1	0	0
Ken Cook	70	51.85%	<div><div></div></div>	18	49	3	0	0
Saad Hamid	29	21.48%	<div><div></div></div>	17	10	2	0	0
Total Votes Cast	135	100.00%	<div><div></div></div>	46	83	6	0	0
Overvotes	0			0	0	0	0	0
Undervotes	3			1	2	0	0	0
Contest Totals	138			47	85	6	0	0

Councilmember, Place No. 5 - City of Allen

Vote For 1

	TOTAL	VOTE %		Election Day	Early Voting	Ballots By Mail	Provisional	Limited Ballot
Dave Shafer	38	29.01%	<div><div></div></div>	12	24	2	0	0
Zeeshan Naseh	24	18.32%	<div><div></div></div>	15	7	2	0	0
Walter Merrill	7	5.34%	<div><div></div></div>	2	5	0	0	0
Carl Clemencich	62	47.33%	<div><div></div></div>	14	46	2	0	0
Total Votes Cast	131	100.00%	<div><div></div></div>	43	82	6	0	0
Overvotes	0			0	0	0	0	0
Undervotes	7			4	3	0	0	0
Contest Totals	138			47	85	6	0	0

Board of Trustees, Place 1 – Allen ISD

Vote For 1

	TOTAL	VOTE %		Election Day	Early Voting	Ballots By Mail	Provisional	Limited Ballot
Sarah Mitchell	94	77.69%	<div><div></div></div>	29	62	3	0	0
Shanna Coulter	27	22.31%	<div><div></div></div>	7	17	3	0	0
Total Votes Cast	121	100.00%	<div><div></div></div>	36	79	6	0	0
Overvotes	0			0	0	0	0	0
Undervotes	17			11	6	0	0	0
Contest Totals	138			47	85	6	0	0

PCT 145

Board of Trustees, Place 2 – Allen ISD
Vote For 1

	TOTAL	VOTE %		Election Day	Early Voting	Ballots By Mail	Provision al	Limited Ballot
Veronica Yost	71	57.26%	<div><div></div></div>	19	49	3	0	0
Vatsa Ramanathan	53	42.74%	<div><div></div></div>	22	28	3	0	0
Total Votes Cast	124	100.00%	<div><div></div></div>	41	77	6	0	0
Overvotes	0			0	0	0	0	0
Undervotes	14			6	8	0	0	0
Contest Totals	138			47	85	6	0	0

Board of Trustees, Place 3 – Allen ISD
Vote For 1

	TOTAL	VOTE %		Election Day	Early Voting	Ballots By Mail	Provision al	Limited Ballot
Bill Pilcher	41	33.61%	<div><div></div></div>	17	23	1	0	0
John Holley	81	66.39%	<div><div></div></div>	22	54	5	0	0
Total Votes Cast	122	100.00%	<div><div></div></div>	39	77	6	0	0
Overvotes	0			0	0	0	0	0
Undervotes	16			8	8	0	0	0
Contest Totals	138			47	85	6	0	0

Summary Results Report
Joint General and Special Election
May 4, 2024

SOVC
FINAL
COLLIN COUNTY

PCT 146

City Council, Place 1 - City of Frisco

Vote For 1

	TOTAL	VOTE %		Election Day	Early Voting	Ballots By Mail	Provision al	Limited Ballot
Mark Piland	166	41.50%	<div><div></div></div>	48	114	4	0	0
John Keating	234	58.50%	<div><div></div></div>	72	153	9	0	0
Total Votes Cast	400	100.00%	<div><div></div></div>	120	267	13	0	0
Overvotes	0			0	0	0	0	0
Undervotes	29			11	15	3	0	0
Contest Totals	429			131	282	16	0	0

City Council, Place 3 - City of Frisco

Vote For 1

	TOTAL	VOTE %		Election Day	Early Voting	Ballots By Mail	Provision al	Limited Ballot
John Redmond	123	30.90%	<div><div></div></div>	36	85	2	0	0
Angelia Pelham	275	69.10%	<div><div></div></div>	86	176	13	0	0
Total Votes Cast	398	100.00%	<div><div></div></div>	122	261	15	0	0
Overvotes	0			0	0	0	0	0
Undervotes	31			9	21	1	0	0
Contest Totals	429			131	282	16	0	0

Proposition A - City of Frisco

Vote For 1

	TOTAL	VOTE %		Election Day	Early Voting	Ballots By Mail	Provision al	Limited Ballot
For the Proposition	228	54.42%	<div><div></div></div>	69	148	11	0	0
Against the Proposition	191	45.58%	<div><div></div></div>	59	128	4	0	0
Total Votes Cast	419	100.00%	<div><div></div></div>	128	276	15	0	0
Overvotes	0			0	0	0	0	0
Undervotes	10			3	6	1	0	0
Contest Totals	429			131	282	16	0	0

Proposition B - City of Frisco

Vote For 1

	TOTAL	VOTE %		Election Day	Early Voting	Ballots By Mail	Provision al	Limited Ballot
For the Proposition	213	51.45%	<div><div></div></div>	60	144	9	0	0
Against the Proposition	201	48.55%	<div><div></div></div>	66	129	6	0	0
Total Votes Cast	414	100.00%	<div><div></div></div>	126	273	15	0	0
Overvotes	0			0	0	0	0	0
Undervotes	15			5	9	1	0	0
Contest Totals	429			131	282	16	0	0

PCT 146

Trustee, Place 6 – Frisco ISD
Vote For 1

	TOTAL	VOTE %		Election Day	Early Voting	Ballots By Mail	Provision al	Limited Ballot
Fred Kaiser	167	43.95%	<div><div></div></div>	53	108	6	0	0
Sherrie Salas	213	56.05%	<div><div></div></div>	64	142	7	0	0
Total Votes Cast	380	100.00%	<div><div></div></div>	117	250	13	0	0
Overvotes	0			0	0	0	0	0
Undervotes	49			14	32	3	0	0
Contest Totals	429			131	282	16	0	0

Trustee, Place 7 – Frisco ISD
Vote For 1

	TOTAL	VOTE %		Election Day	Early Voting	Ballots By Mail	Provision al	Limited Ballot
Melanie Barrios - Jones	138	35.11%	<div><div></div></div>	38	94	6	0	0
Keith Maddox	255	64.89%	<div><div></div></div>	83	163	9	0	0
Total Votes Cast	393	100.00%	<div><div></div></div>	121	257	15	0	0
Overvotes	0			0	0	0	0	0
Undervotes	36			10	25	1	0	0
Contest Totals	429			131	282	16	0	0

Summary Results Report
Joint General and Special Election
May 4, 2024

SOVC
FINAL
COLLIN COUNTY

PCT 147

Councilmember, Place No. 1 - City of Allen

Vote For 1

	TOTAL	VOTE %		Election Day	Early Voting	Ballots By Mail	Provisional	Limited Ballot
Mike Schaeffer	76	51.35%	<div><div></div></div>	25	48	3	0	0
Dave Scott	29	19.59%	<div><div></div></div>	8	21	0	0	0
Esrar Razvi	43	29.05%	<div><div></div></div>	13	27	3	0	0
Total Votes Cast	148	100.00%	<div><div></div></div>	46	96	6	0	0
Overvotes	0			0	0	0	0	0
Undervotes	2			1	0	1	0	0
Contest Totals	150			47	96	7	0	0

Councilmember, Place No. 3 - City of Allen

Vote For 1

	TOTAL	VOTE %		Election Day	Early Voting	Ballots By Mail	Provisional	Limited Ballot
Dave Cornette	47	31.54%	<div><div></div></div>	16	28	3	0	0
Ken Cook	52	34.90%	<div><div></div></div>	14	37	1	0	0
Saad Hamid	50	33.56%	<div><div></div></div>	17	30	3	0	0
Total Votes Cast	149	100.00%	<div><div></div></div>	47	95	7	0	0
Overvotes	0			0	0	0	0	0
Undervotes	1			0	1	0	0	0
Contest Totals	150			47	96	7	0	0

Councilmember, Place No. 5 - City of Allen

Vote For 1

	TOTAL	VOTE %		Election Day	Early Voting	Ballots By Mail	Provisional	Limited Ballot
Dave Shafer	35	23.49%	<div><div></div></div>	16	18	1	0	0
Zeeshan Naseh	45	30.20%	<div><div></div></div>	14	28	3	0	0
Walter Merrill	8	5.37%	<div><div></div></div>	3	4	1	0	0
Carl Clemencich	61	40.94%	<div><div></div></div>	14	45	2	0	0
Total Votes Cast	149	100.00%	<div><div></div></div>	47	95	7	0	0
Overvotes	0			0	0	0	0	0
Undervotes	1			0	1	0	0	0
Contest Totals	150			47	96	7	0	0

Board of Trustees, Place 1 – Allen ISD

Vote For 1

	TOTAL	VOTE %		Election Day	Early Voting	Ballots By Mail	Provisional	Limited Ballot
Sarah Mitchell	104	81.25%	<div><div></div></div>	31	67	6	0	0
Shanna Coulter	24	18.75%	<div><div></div></div>	9	15	0	0	0
Total Votes Cast	128	100.00%	<div><div></div></div>	40	82	6	0	0
Overvotes	0			0	0	0	0	0
Undervotes	22			7	14	1	0	0
Contest Totals	150			47	96	7	0	0

PCT 147

Board of Trustees, Place 2 – Allen ISD								
Vote For 1								
	TOTAL	VOTE %		Election Day	Early Voting	Ballots By Mail	Provisional	Limited Ballot
Veronica Yost	104	77.04%	<div><div></div></div>	35	66	3	0	0
Vatsa Ramanathan	31	22.96%	<div><div></div></div>	6	22	3	0	0
Total Votes Cast	135	100.00%	<div><div></div></div>	41	88	6	0	0
Overvotes	0			0	0	0	0	0
Undervotes	15			6	8	1	0	0
Contest Totals	150			47	96	7	0	0

Board of Trustees, Place 3 – Allen ISD								
Vote For 1								
	TOTAL	VOTE %		Election Day	Early Voting	Ballots By Mail	Provisional	Limited Ballot
Bill Pilcher	41	33.61%	<div><div></div></div>	19	22	0	0	0
John Holley	81	66.39%	<div><div></div></div>	20	56	5	0	0
Total Votes Cast	122	100.00%	<div><div></div></div>	39	78	5	0	0
Overvotes	0			0	0	0	0	0
Undervotes	28			8	18	2	0	0
Contest Totals	150			47	96	7	0	0

PCT 148

Councilmember, Place 2 – City of Wylie
Vote For 1

	TOTAL	VOTE %		Election Day	Early Voting	Ballots By Mail	Provision al	Limited Ballot
Ahmed Abdelghani	149	77.20%	<div><div></div></div>	42	104	3	0	0
Dave Strang	44	22.80%	<div><div></div></div>	10	22	12	0	0
Total Votes Cast	193	100.00%	<div><div></div></div>	52	126	15	0	0
Overvotes	0			0	0	0	0	0
Undervotes	1			0	1	0	0	0
Contest Totals	194			52	127	15	0	0

Councilmember, Place 4 – City of Wylie
Vote For 1

	TOTAL	VOTE %		Election Day	Early Voting	Ballots By Mail	Provision al	Limited Ballot
Danish Aftab	147	77.78%	<div><div></div></div>	42	100	5	0	0
Scott Williams	42	22.22%	<div><div></div></div>	10	22	10	0	0
Total Votes Cast	189	100.00%	<div><div></div></div>	52	122	15	0	0
Overvotes	0			0	0	0	0	0
Undervotes	5			0	5	0	0	0
Contest Totals	194			52	127	15	0	0

PCT 149

Proposition A – City of McKinney

Vote For 1

	TOTAL	VOTE %		Election Day	Early Voting	Ballots By Mail	Provision al	Limited Ballot
FOR	152	60.32%	<div><div></div></div>	50	91	9	2	0
AGAINST	100	39.68%	<div><div></div></div>	44	48	8	0	0
Total Votes Cast	252	100.00%	<div><div></div></div>	94	139	17	2	0
Overvotes	0			0	0	0	0	0
Undervotes	0			0	0	0	0	0
Contest Totals	252			94	139	17	2	0

Proposition B – City of McKinney

Vote For 1

	TOTAL	VOTE %		Election Day	Early Voting	Ballots By Mail	Provision al	Limited Ballot
FOR	116	46.40%	<div><div></div></div>	35	73	6	2	0
AGAINST	134	53.60%	<div><div></div></div>	59	64	11	0	0
Total Votes Cast	250	100.00%	<div><div></div></div>	94	137	17	2	0
Overvotes	0			0	0	0	0	0
Undervotes	2			0	2	0	0	0
Contest Totals	252			94	139	17	2	0

Proposition C – City of McKinney

Vote For 1

	TOTAL	VOTE %		Election Day	Early Voting	Ballots By Mail	Provision al	Limited Ballot
FOR	122	48.61%	<div><div></div></div>	40	72	8	2	0
AGAINST	129	51.39%	<div><div></div></div>	54	66	9	0	0
Total Votes Cast	251	100.00%	<div><div></div></div>	94	138	17	2	0
Overvotes	0			0	0	0	0	0
Undervotes	1			0	1	0	0	0
Contest Totals	252			94	139	17	2	0

Proposition D – City of McKinney

Vote For 1

	TOTAL	VOTE %		Election Day	Early Voting	Ballots By Mail	Provision al	Limited Ballot
FOR	173	68.92%	<div><div></div></div>	55	103	13	2	0
AGAINST	78	31.08%	<div><div></div></div>	39	35	4	0	0
Total Votes Cast	251	100.00%	<div><div></div></div>	94	138	17	2	0
Overvotes	0			0	0	0	0	0
Undervotes	1			0	1	0	0	0
Contest Totals	252			94	139	17	2	0

PCT 149

Proposition E – City of McKinney								
Vote For 1								
	TOTAL	VOTE %		Election Day	Early Voting	Ballots By Mail	Provision al	Limited Ballot
FOR	174	69.60%	<div><div></div></div>	57	104	11	2	0
AGAINST	76	30.40%	<div><div></div></div>	37	34	5	0	0
Total Votes Cast	250	100.00%	<div><div></div></div>	94	138	16	2	0
Overvotes	0			0	0	0	0	0
Undervotes	2			0	1	1	0	0
Contest Totals	252			94	139	17	2	0

PCT 150

Proposition A – City of McKinney

Vote For 1

	TOTAL	VOTE %		Election Day	Early Voting	Ballots By Mail	Provisional	Limited Ballot
FOR	2	100.00%	<div><div></div></div>	2	0	0	0	0
AGAINST	0	0.00%	<div><div></div></div>	0	0	0	0	0
Total Votes Cast	2	100.00%	<div><div></div></div>	2	0	0	0	0
Overvotes	0			0	0	0	0	0
Undervotes	0			0	0	0	0	0
Contest Totals	2			2	0	0	0	0

Proposition B – City of McKinney

Vote For 1

	TOTAL	VOTE %		Election Day	Early Voting	Ballots By Mail	Provisional	Limited Ballot
FOR	1	50.00%	<div><div></div><div></div></div>	1	0	0	0	0
AGAINST	1	50.00%	<div><div></div><div></div></div>	1	0	0	0	0
Total Votes Cast	2	100.00%	<div><div></div></div>	2	0	0	0	0
Overvotes	0			0	0	0	0	0
Undervotes	0			0	0	0	0	0
Contest Totals	2			2	0	0	0	0

Proposition C – City of McKinney

Vote For 1

	TOTAL	VOTE %		Election Day	Early Voting	Ballots By Mail	Provisional	Limited Ballot
FOR	1	50.00%	<div><div></div><div></div></div>	1	0	0	0	0
AGAINST	1	50.00%	<div><div></div><div></div></div>	1	0	0	0	0
Total Votes Cast	2	100.00%	<div><div></div></div>	2	0	0	0	0
Overvotes	0			0	0	0	0	0
Undervotes	0			0	0	0	0	0
Contest Totals	2			2	0	0	0	0

Proposition D – City of McKinney

Vote For 1

	TOTAL	VOTE %		Election Day	Early Voting	Ballots By Mail	Provisional	Limited Ballot
FOR	2	100.00%	<div><div></div></div>	2	0	0	0	0
AGAINST	0	0.00%	<div><div></div></div>	0	0	0	0	0
Total Votes Cast	2	100.00%	<div><div></div></div>	2	0	0	0	0
Overvotes	0			0	0	0	0	0
Undervotes	0			0	0	0	0	0
Contest Totals	2			2	0	0	0	0

PCT 150

Proposition E – City of McKinney

Vote For 1

	TOTAL	VOTE %		Election Day	Early Voting	Ballots By Mail	Provisional	Limited Ballot
FOR	2	100.00%	<div><div></div></div>	2	0	0	0	0
AGAINST	0	0.00%	<div><div></div></div>	0	0	0	0	0
Total Votes Cast	2	100.00%	<div><div></div></div>	2	0	0	0	0
Overvotes	0			0	0	0	0	0
Undervotes	0			0	0	0	0	0
Contest Totals	2			2	0	0	0	0

City Council, Place 1 - City of Melissa

Vote For 1

	TOTAL	VOTE %		Election Day	Early Voting	Ballots By Mail	Provisional	Limited Ballot
Shannon Sweat	0	0.00%	<div><div></div></div>	0	0	0	0	0
Preston Taylor	1	100.00%	<div><div></div></div>	0	1	0	0	0
Total Votes Cast	1	100.00%	<div><div></div></div>	0	1	0	0	0
Overvotes	0			0	0	0	0	0
Undervotes	0			0	0	0	0	0
Contest Totals	1			0	1	0	0	0

City Council, Place 3 - City of Melissa

Vote For 1

	TOTAL	VOTE %		Election Day	Early Voting	Ballots By Mail	Provisional	Limited Ballot
Emeka Eluka	0	0.00%	<div><div></div></div>	0	0	0	0	0
Dana Conklin	1	100.00%	<div><div></div></div>	0	1	0	0	0
Total Votes Cast	1	100.00%	<div><div></div></div>	0	1	0	0	0
Overvotes	0			0	0	0	0	0
Undervotes	0			0	0	0	0	0
Contest Totals	1			0	1	0	0	0

Proposition A – City of Melissa

Vote For 1

	TOTAL	VOTE %		Election Day	Early Voting	Ballots By Mail	Provisional	Limited Ballot
FOR	1	100.00%	<div><div></div></div>	0	1	0	0	0
AGAINST	0	0.00%	<div><div></div></div>	0	0	0	0	0
Total Votes Cast	1	100.00%	<div><div></div></div>	0	1	0	0	0
Overvotes	0			0	0	0	0	0
Undervotes	0			0	0	0	0	0
Contest Totals	1			0	1	0	0	0

Summary Results Report
Joint General and Special Election
May 4, 2024

SOVC
FINAL
COLLIN COUNTY

PCT 150

Proposition B – City of Melissa

Vote For 1

	TOTAL	VOTE %		Election Day	Early Voting	Ballots By Mail	Provision al	Limited Ballot
FOR	1	100.00%	<div></div>	0	1	0	0	0
AGAINST	0	0.00%	<div></div>	0	0	0	0	0
Total Votes Cast	1	100.00%	<div></div>	0	1	0	0	0
Overvotes	0			0	0	0	0	0
Undervotes	0			0	0	0	0	0
Contest Totals	1			0	1	0	0	0

Proposition C – City of Melissa

Vote For 1

	TOTAL	VOTE %		Election Day	Early Voting	Ballots By Mail	Provision al	Limited Ballot
FOR	1	100.00%	<div></div>	0	1	0	0	0
AGAINST	0	0.00%	<div></div>	0	0	0	0	0
Total Votes Cast	1	100.00%	<div></div>	0	1	0	0	0
Overvotes	0			0	0	0	0	0
Undervotes	0			0	0	0	0	0
Contest Totals	1			0	1	0	0	0

Board of Trustees, Place 2 – Anna ISD

Vote For 1

	TOTAL	VOTE %		Election Day	Early Voting	Ballots By Mail	Provision al	Limited Ballot
Jason Adams	0			0	0	0	0	0
Total Votes Cast	0			0	0	0	0	0
Overvotes	0			0	0	0	0	0
Undervotes	0			0	0	0	0	0
Contest Totals	0			0	0	0	0	0

Board of Trustees, Place 6 – Anna ISD

Vote For 1

	TOTAL	VOTE %		Election Day	Early Voting	Ballots By Mail	Provision al	Limited Ballot
Paul “Monty” Renfro	0			0	0	0	0	0
Stephanie Dingle	0			0	0	0	0	0
Total Votes Cast	0			0	0	0	0	0
Overvotes	0			0	0	0	0	0
Undervotes	0			0	0	0	0	0
Contest Totals	0			0	0	0	0	0

PCT 150

Proposition A – Anna ISD						
Vote For 1						
	TOTAL	VOTE %	Election Day	Early Voting	Ballots By Mail	Provisional Limited Ballot
FOR	0		0	0	0	0
AGAINST	0		0	0	0	0
Total Votes Cast	0		0	0	0	0
Overvotes	0		0	0	0	0
Undervotes	0		0	0	0	0
Contest Totals	0		0	0	0	0

Director – McKinney MUD No. 1						
Vote For 1						
	TOTAL	VOTE %	Election Day	Early Voting	Ballots By Mail	Provisional Limited Ballot
David Johnston	96	79.34% <div><div></div></div>	35	58	3	0
Monyca Brown	25	20.66% <div><div></div></div>	11	13	1	0
Total Votes Cast	121	100.00% <div><div></div></div>	46	71	4	0
Overvotes	0		0	0	0	0
Undervotes	0		0	0	0	0
Contest Totals	121		46	71	4	0

Summary Results Report
Joint General and Special Election
May 4, 2024

SOVC
FINAL
COLLIN COUNTY

PCT 151

Councilmember, Place No. 1 - City of Allen

Vote For 1

	TOTAL	VOTE %		Election Day	Early Voting	Ballots By Mail	Provisional	Limited Ballot
Mike Schaeffer	69	48.94%	<div><div></div></div>	22	46	1	0	0
Dave Scott	49	34.75%	<div><div></div></div>	27	22	0	0	0
Esrar Razvi	23	16.31%	<div><div></div></div>	9	14	0	0	0
Total Votes Cast	141	100.00%	<div><div></div></div>	58	82	1	0	0
Overvotes	0			0	0	0	0	0
Undervotes	4			3	1	0	0	0
Contest Totals	145			61	83	1	0	0

Councilmember, Place No. 3 - City of Allen

Vote For 1

	TOTAL	VOTE %		Election Day	Early Voting	Ballots By Mail	Provisional	Limited Ballot
Dave Cornette	49	34.03%	<div><div></div></div>	25	24	0	0	0
Ken Cook	61	42.36%	<div><div></div></div>	22	38	1	0	0
Saad Hamid	34	23.61%	<div><div></div></div>	14	20	0	0	0
Total Votes Cast	144	100.00%	<div><div></div></div>	61	82	1	0	0
Overvotes	0			0	0	0	0	0
Undervotes	1			0	1	0	0	0
Contest Totals	145			61	83	1	0	0

Councilmember, Place No. 5 - City of Allen

Vote For 1

	TOTAL	VOTE %		Election Day	Early Voting	Ballots By Mail	Provisional	Limited Ballot
Dave Shafer	49	34.03%	<div><div></div></div>	26	23	0	0	0
Zeeshan Naseh	33	22.92%	<div><div></div></div>	13	20	0	0	0
Walter Merrill	6	4.17%	<div><div></div></div>	1	5	0	0	0
Carl Clemencich	56	38.89%	<div><div></div></div>	21	34	1	0	0
Total Votes Cast	144	100.00%	<div><div></div></div>	61	82	1	0	0
Overvotes	0			0	0	0	0	0
Undervotes	1			0	1	0	0	0
Contest Totals	145			61	83	1	0	0

Board of Trustees, Place 1 – Allen ISD

Vote For 1

	TOTAL	VOTE %		Election Day	Early Voting	Ballots By Mail	Provisional	Limited Ballot
Sarah Mitchell	84	68.85%	<div><div></div></div>	30	53	1	0	0
Shanna Coulter	38	31.15%	<div><div></div></div>	23	15	0	0	0
Total Votes Cast	122	100.00%	<div><div></div></div>	53	68	1	0	0
Overvotes	0			0	0	0	0	0
Undervotes	23			8	15	0	0	0
Contest Totals	145			61	83	1	0	0

PCT 151

Board of Trustees, Place 2 – Allen ISD								
Vote For 1								
	TOTAL	VOTE %		Election Day	Early Voting	Ballots By Mail	Provisional	Limited Ballot
Veronica Yost	79	63.71%	<div><div></div></div>	35	44	0	0	0
Vatsa Ramanathan	45	36.29%	<div><div></div></div>	17	27	1	0	0
Total Votes Cast	124	100.00%	<div><div></div></div>	52	71	1	0	0
Overvotes	0			0	0	0	0	0
Undervotes	21			9	12	0	0	0
Contest Totals	145			61	83	1	0	0

Board of Trustees, Place 3 – Allen ISD								
Vote For 1								
	TOTAL	VOTE %		Election Day	Early Voting	Ballots By Mail	Provisional	Limited Ballot
Bill Pilcher	44	36.36%	<div><div></div></div>	25	19	0	0	0
John Holley	77	63.64%	<div><div></div></div>	26	50	1	0	0
Total Votes Cast	121	100.00%	<div><div></div></div>	51	69	1	0	0
Overvotes	0			0	0	0	0	0
Undervotes	24			10	14	0	0	0
Contest Totals	145			61	83	1	0	0

PCT 153

Member of Council, Place 1 – City of Sachse

	TOTAL	VOTE %		Election Day	Early Voting	Ballots By Mail	Provision al	Limited Ballot
Atif Ahmed	166	42.56%	<div><div></div></div>	49	113	4	0	0
Brett Franks	224	57.44%	<div><div></div></div>	75	131	18	0	0
Total Votes Cast	390	100.00%	<div><div></div></div>	124	244	22	0	0
Overvotes	0			0	0	0	0	0
Undervotes	1			1	0	0	0	0
Contest Totals	391			125	244	22	0	0

Member of Council, Place 2 – City of Sachse

	TOTAL	VOTE %		Election Day	Early Voting	Ballots By Mail	Provision al	Limited Ballot
Nisar Razvi	150	38.86%	<div><div></div></div>	45	103	2	0	0
Beau Hooten	26	6.74%	<div><div></div></div>	10	11	5	0	0
Michelle Howarth	210	54.40%	<div><div></div></div>	67	128	15	0	0
Total Votes Cast	386	100.00%	<div><div></div></div>	122	242	22	0	0
Overvotes	0			0	0	0	0	0
Undervotes	5			3	2	0	0	0
Contest Totals	391			125	244	22	0	0

Summary Results Report
Joint General and Special Election
May 4, 2024

SOVC
FINAL
COLLIN COUNTY

PCT 154

Councilmember, Place 2 - City of Celina

Vote For 1

	TOTAL	VOTE %		Election Day	Early Voting	Ballots By Mail	Provision al	Limited Ballot
David Hogue	47	21.56%	<div><div></div></div>	16	30	1	0	0
Eddie Cawfield	171	78.44%	<div><div></div></div>	36	132	3	0	0
Total Votes Cast	218	100.00%	<div><div></div></div>	52	162	4	0	0
Overvotes	0			0	0	0	0	0
Undervotes	7			3	4	0	0	0
Contest Totals	225			55	166	4	0	0

Councilmember, Place 3 - City of Celina

Vote For 1

	TOTAL	VOTE %		Election Day	Early Voting	Ballots By Mail	Provision al	Limited Ballot
Ghentry Pace	66	30.00%	<div><div></div></div>	24	41	1	0	0
Andy Hop Hopkins	142	64.55%	<div><div></div></div>	28	111	3	0	0
Julissa Casas Porcher	12	5.45%	<div><div></div></div>	3	9	0	0	0
Total Votes Cast	220	100.00%	<div><div></div></div>	55	161	4	0	0
Overvotes	0			0	0	0	0	0
Undervotes	5			0	5	0	0	0
Contest Totals	225			55	166	4	0	0

Board of Trustees, Place 5 – Celina ISD

Vote For 1

	TOTAL	VOTE %		Election Day	Early Voting	Ballots By Mail	Provision al	Limited Ballot
Theresa Balsamo	206	100.00%	<div><div></div></div>	46	154	6	0	0
Total Votes Cast	206	100.00%	<div><div></div></div>	46	154	6	0	0
Overvotes	0			0	0	0	0	0
Undervotes	90			29	60	1	0	0
Contest Totals	296			75	214	7	0	0

Board of Trustees, Place 6 – Celina ISD

Vote For 1

	TOTAL	VOTE %		Election Day	Early Voting	Ballots By Mail	Provision al	Limited Ballot
Vicky Hogue	85	31.84%	<div><div></div></div>	18	63	4	0	0
Kelly Juergens	182	68.16%	<div><div></div></div>	49	130	3	0	0
Total Votes Cast	267	100.00%	<div><div></div></div>	67	193	7	0	0
Overvotes	0			0	0	0	0	0
Undervotes	29			8	21	0	0	0
Contest Totals	296			75	214	7	0	0

PCT 154

Board of Trustees, Place 7 – Celina ISD								
Vote For 1								
	TOTAL	VOTE %		Election Day	Early Voting	Ballots By Mail	Provision al	Limited Ballot
Jarratt Calvert	215	100.00%	<div></div>	49	160	6	0	0
Total Votes Cast	215	100.00%	<div></div>	49	160	6	0	0
Overvotes	0			0	0	0	0	0
Undervotes	81			26	54	1	0	0
Contest Totals	296			75	214	7	0	0

Summary Results Report
Joint General and Special Election
May 4, 2024

SOVC
FINAL
COLLIN COUNTY

PCT 155

Proposition A – City of McKinney

Vote For 1

	TOTAL	VOTE %		Election Day	Early Voting	Ballots By Mail	Provisional	Limited Ballot
FOR	57	46.34%	<div><div></div></div>	15	36	6	0	0
AGAINST	66	53.66%	<div><div></div></div>	25	34	7	0	0
Total Votes Cast	123	100.00%	<div><div></div></div>	40	70	13	0	0
Overvotes	0			0	0	0	0	0
Undervotes	0			0	0	0	0	0
Contest Totals	123			40	70	13	0	0

Proposition B – City of McKinney

Vote For 1

	TOTAL	VOTE %		Election Day	Early Voting	Ballots By Mail	Provisional	Limited Ballot
FOR	49	40.16%	<div><div></div></div>	10	33	6	0	0
AGAINST	73	59.84%	<div><div></div></div>	29	37	7	0	0
Total Votes Cast	122	100.00%	<div><div></div></div>	39	70	13	0	0
Overvotes	0			0	0	0	0	0
Undervotes	1			1	0	0	0	0
Contest Totals	123			40	70	13	0	0

Proposition C – City of McKinney

Vote For 1

	TOTAL	VOTE %		Election Day	Early Voting	Ballots By Mail	Provisional	Limited Ballot
FOR	48	39.34%	<div><div></div></div>	9	34	5	0	0
AGAINST	74	60.66%	<div><div></div></div>	30	36	8	0	0
Total Votes Cast	122	100.00%	<div><div></div></div>	39	70	13	0	0
Overvotes	0			0	0	0	0	0
Undervotes	1			1	0	0	0	0
Contest Totals	123			40	70	13	0	0

Proposition D – City of McKinney

Vote For 1

	TOTAL	VOTE %		Election Day	Early Voting	Ballots By Mail	Provisional	Limited Ballot
FOR	67	54.47%	<div><div></div></div>	13	44	10	0	0
AGAINST	56	45.53%	<div><div></div></div>	27	26	3	0	0
Total Votes Cast	123	100.00%	<div><div></div></div>	40	70	13	0	0
Overvotes	0			0	0	0	0	0
Undervotes	0			0	0	0	0	0
Contest Totals	123			40	70	13	0	0

PCT 155

Proposition E – City of McKinney								
Vote For 1								
	TOTAL	VOTE %		Election Day	Early Voting	Ballots By Mail	Provision al	Limited Ballot
FOR	68	55.28%	<div><div></div></div>	18	42	8	0	0
AGAINST	55	44.72%	<div><div></div></div>	22	28	5	0	0
Total Votes Cast	123	100.00%	<div><div></div></div>	40	70	13	0	0
Overvotes	0			0	0	0	0	0
Undervotes	0			0	0	0	0	0
Contest Totals	123			40	70	13	0	0

PCT 156

Proposition A – City of McKinney

Vote For 1

	TOTAL	VOTE %		Election Day	Early Voting	Ballots By Mail	Provision al	Limited Ballot
FOR	83	49.70%	<div><div></div></div>	32	43	7	1	0
AGAINST	84	50.30%	<div><div></div></div>	16	56	12	0	0
Total Votes Cast	167	100.00%	<div><div></div></div>	48	99	19	1	0
Overvotes	0			0	0	0	0	0
Undervotes	2			1	0	1	0	0
Contest Totals	169			49	99	20	1	0

Proposition B – City of McKinney

Vote For 1

	TOTAL	VOTE %		Election Day	Early Voting	Ballots By Mail	Provision al	Limited Ballot
FOR	58	34.73%	<div><div></div></div>	22	32	4	0	0
AGAINST	109	65.27%	<div><div></div></div>	25	67	16	1	0
Total Votes Cast	167	100.00%	<div><div></div></div>	47	99	20	1	0
Overvotes	0			0	0	0	0	0
Undervotes	2			2	0	0	0	0
Contest Totals	169			49	99	20	1	0

Proposition C – City of McKinney

Vote For 1

	TOTAL	VOTE %		Election Day	Early Voting	Ballots By Mail	Provision al	Limited Ballot
FOR	70	41.92%	<div><div></div></div>	25	39	6	0	0
AGAINST	97	58.08%	<div><div></div></div>	23	60	13	1	0
Total Votes Cast	167	100.00%	<div><div></div></div>	48	99	19	1	0
Overvotes	0			0	0	0	0	0
Undervotes	2			1	0	1	0	0
Contest Totals	169			49	99	20	1	0

Proposition D – City of McKinney

Vote For 1

	TOTAL	VOTE %		Election Day	Early Voting	Ballots By Mail	Provision al	Limited Ballot
FOR	94	56.29%	<div><div></div></div>	31	51	12	0	0
AGAINST	73	43.71%	<div><div></div></div>	17	48	7	1	0
Total Votes Cast	167	100.00%	<div><div></div></div>	48	99	19	1	0
Overvotes	0			0	0	0	0	0
Undervotes	2			1	0	1	0	0
Contest Totals	169			49	99	20	1	0

PCT 156

Proposition E – City of McKinney
Vote For 1

	TOTAL	VOTE %		Election Day	Early Voting	Ballots By Mail	Provision al	Limited Ballot
FOR	103	61.31%	<div><div></div></div>	32	55	16	0	0
AGAINST	65	38.69%	<div><div></div></div>	16	44	4	1	0
Total Votes Cast	168	100.00%	<div><div></div></div>	48	99	20	1	0
Overvotes	0			0	0	0	0	0
Undervotes	1			1	0	0	0	0
Contest Totals	169			49	99	20	1	0

Summary Results Report
Joint General and Special Election
May 4, 2024

SOVC
FINAL
COLLIN COUNTY

PCT 157

Councilmember, Place No. 1 - City of Allen

Vote For 1

	TOTAL	VOTE %		Election Day	Early Voting	Ballots By Mail	Provisional	Limited Ballot
Mike Schaeffer	193	50.79%	<div><div></div></div>	56	136	1	0	0
Dave Scott	119	31.32%	<div><div></div></div>	39	79	1	0	0
Esrar Razvi	68	17.89%	<div><div></div></div>	30	34	4	0	0
Total Votes Cast	380	100.00%	<div><div></div></div>	125	249	6	0	0
Overvotes	0			0	0	0	0	0
Undervotes	8			3	5	0	0	0
Contest Totals	388			128	254	6	0	0

Councilmember, Place No. 3 - City of Allen

Vote For 1

	TOTAL	VOTE %		Election Day	Early Voting	Ballots By Mail	Provisional	Limited Ballot
Dave Cornette	132	34.74%	<div><div></div></div>	40	91	1	0	0
Ken Cook	170	44.74%	<div><div></div></div>	50	119	1	0	0
Saad Hamid	78	20.53%	<div><div></div></div>	36	38	4	0	0
Total Votes Cast	380	100.00%	<div><div></div></div>	126	248	6	0	0
Overvotes	0			0	0	0	0	0
Undervotes	8			2	6	0	0	0
Contest Totals	388			128	254	6	0	0

Councilmember, Place No. 5 - City of Allen

Vote For 1

	TOTAL	VOTE %		Election Day	Early Voting	Ballots By Mail	Provisional	Limited Ballot
Dave Shafer	131	34.84%	<div><div></div></div>	45	83	3	0	0
Zeeshan Naseh	65	17.29%	<div><div></div></div>	28	35	2	0	0
Walter Merrill	11	2.93%	<div><div></div></div>	6	5	0	0	0
Carl Clemencich	169	44.95%	<div><div></div></div>	43	125	1	0	0
Total Votes Cast	376	100.00%	<div><div></div></div>	122	248	6	0	0
Overvotes	0			0	0	0	0	0
Undervotes	12			6	6	0	0	0
Contest Totals	388			128	254	6	0	0

Board of Trustees, Place 1 – Allen ISD

Vote For 1

	TOTAL	VOTE %		Election Day	Early Voting	Ballots By Mail	Provisional	Limited Ballot
Sarah Mitchell	259	76.63%	<div><div></div></div>	80	173	6	0	0
Shanna Coulter	79	23.37%	<div><div></div></div>	25	54	0	0	0
Total Votes Cast	338	100.00%	<div><div></div></div>	105	227	6	0	0
Overvotes	0			0	0	0	0	0
Undervotes	50			23	27	0	0	0
Contest Totals	388			128	254	6	0	0

PCT 157

Board of Trustees, Place 2 – Allen ISD								
Vote For 1								
	TOTAL	VOTE %		Election Day	Early Voting	Ballots By Mail	Provisional	Limited Ballot
Veronica Yost	227	66.57%	<div><div></div></div>	69	156	2	0	0
Vatsa Ramanathan	114	33.43%	<div><div></div></div>	40	70	4	0	0
Total Votes Cast	341	100.00%	<div><div></div></div>	109	226	6	0	0
Overvotes	0			0	0	0	0	0
Undervotes	47			19	28	0	0	0
Contest Totals	388			128	254	6	0	0

Board of Trustees, Place 3 – Allen ISD								
Vote For 1								
	TOTAL	VOTE %		Election Day	Early Voting	Ballots By Mail	Provisional	Limited Ballot
Bill Pilcher	151	44.54%	<div><div></div></div>	57	94	0	0	0
John Holley	188	55.46%	<div><div></div></div>	47	135	6	0	0
Total Votes Cast	339	100.00%	<div><div></div></div>	104	229	6	0	0
Overvotes	0			0	0	0	0	0
Undervotes	49			24	25	0	0	0
Contest Totals	388			128	254	6	0	0

PCT 159

Councilmember, Place 2 – City of Wylie
Vote For 1

	TOTAL	VOTE %		Election Day	Early Voting	Ballots By Mail	Provision al	Limited Ballot
Ahmed Abdelghani	114	57.29%	<div><div></div></div>	43	67	4	0	0
Dave Strang	85	42.71%	<div><div></div></div>	37	44	4	0	0
Total Votes Cast	199	100.00%	<div><div></div></div>	80	111	8	0	0
Overvotes	0			0	0	0	0	0
Undervotes	1			1	0	0	0	0
Contest Totals	200			81	111	8	0	0

Councilmember, Place 4 – City of Wylie
Vote For 1

	TOTAL	VOTE %		Election Day	Early Voting	Ballots By Mail	Provision al	Limited Ballot
Danish Aftab	110	55.56%	<div><div></div></div>	44	60	6	0	0
Scott Williams	88	44.44%	<div><div></div></div>	37	49	2	0	0
Total Votes Cast	198	100.00%	<div><div></div></div>	81	109	8	0	0
Overvotes	0			0	0	0	0	0
Undervotes	2			0	2	0	0	0
Contest Totals	200			81	111	8	0	0

PCT 160

Board of Trustees, Place 5 – Celina ISD
Vote For 1

	TOTAL	VOTE %		Election Day	Early Voting	Ballots By Mail	Provision al	Limited Ballot
Theresa Balsamo	20	100.00%	<div><div></div></div>	11	8	1	0	0
Total Votes Cast	20	100.00%	<div><div></div></div>	11	8	1	0	0
Overvotes	0			0	0	0	0	0
Undervotes	9			4	5	0	0	0
Contest Totals	29			15	13	1	0	0

Board of Trustees, Place 6 – Celina ISD
Vote For 1

	TOTAL	VOTE %		Election Day	Early Voting	Ballots By Mail	Provision al	Limited Ballot
Vicky Hogue	5	17.86%	<div><div></div></div>	3	1	1	0	0
Kelly Juergens	23	82.14%	<div><div></div></div>	11	12	0	0	0
Total Votes Cast	28	100.00%	<div><div></div></div>	14	13	1	0	0
Overvotes	0			0	0	0	0	0
Undervotes	1			1	0	0	0	0
Contest Totals	29			15	13	1	0	0

Board of Trustees, Place 7 – Celina ISD
Vote For 1

	TOTAL	VOTE %		Election Day	Early Voting	Ballots By Mail	Provision al	Limited Ballot
Jarratt Calvert	20	100.00%	<div><div></div></div>	11	8	1	0	0
Total Votes Cast	20	100.00%	<div><div></div></div>	11	8	1	0	0
Overvotes	0			0	0	0	0	0
Undervotes	9			4	5	0	0	0
Contest Totals	29			15	13	1	0	0

Summary Results Report
Joint General and Special Election
May 4, 2024

SOVC
FINAL
COLLIN COUNTY

PCT 161

Mayor - City of Anna

Vote For 1

	TOTAL	VOTE %		Election Day	Early Voting	Ballots By Mail	Provisional	Limited Ballot
Pete Cain	0	0.00%	<div></div>	0	0	0	0	0
Randy Atchley	4	100.00%	<div></div>	2	2	0	0	0
Total Votes Cast	4	100.00%	<div></div>	2	2	0	0	0
Overvotes	0			0	0	0	0	0
Undervotes	0			0	0	0	0	0
Contest Totals	4			2	2	0	0	0

City Council, Place 1 - City of Anna

Vote For 1

	TOTAL	VOTE %		Election Day	Early Voting	Ballots By Mail	Provisional	Limited Ballot
Bryan Heath	4	100.00%	<div></div>	2	2	0	0	0
Kevin Toten	0	0.00%	<div></div>	0	0	0	0	0
Total Votes Cast	4	100.00%	<div></div>	2	2	0	0	0
Overvotes	0			0	0	0	0	0
Undervotes	0			0	0	0	0	0
Contest Totals	4			2	2	0	0	0

City Council, Place 2, Unexpired Term - City of Anna

Vote For 1

	TOTAL	VOTE %		Election Day	Early Voting	Ballots By Mail	Provisional	Limited Ballot
Jody Bills	1	25.00%	<div></div>	0	1	0	0	0
LaMarr Dillingham	3	75.00%	<div></div>	2	1	0	0	0
Todd Engels	0	0.00%	<div></div>	0	0	0	0	0
Total Votes Cast	4	100.00%	<div></div>	2	2	0	0	0
Overvotes	0			0	0	0	0	0
Undervotes	0			0	0	0	0	0
Contest Totals	4			2	2	0	0	0

City Council, Place 4, Unexpired Term - City of Anna

Vote For 1

	TOTAL	VOTE %		Election Day	Early Voting	Ballots By Mail	Provisional	Limited Ballot
Tom Longmire	4	100.00%	<div></div>	2	2	0	0	0
Kelly Herndon	0	0.00%	<div></div>	0	0	0	0	0
Bruce Norwood	0	0.00%	<div></div>	0	0	0	0	0
Total Votes Cast	4	100.00%	<div></div>	2	2	0	0	0
Overvotes	0			0	0	0	0	0
Undervotes	0			0	0	0	0	0
Contest Totals	4			2	2	0	0	0

Summary Results Report
Joint General and Special Election
May 4, 2024

SOVC
FINAL
COLLIN COUNTY

PCT 161

Board of Trustees, Place 2 – Anna ISD

Vote For 1

	TOTAL	VOTE %		Election Day	Early Voting	Ballots By Mail	Provision al	Limited Ballot
Jason Adams	4	100.00%	<div><div></div></div>	0	4	0	0	0
Total Votes Cast	4	100.00%	<div><div></div></div>	0	4	0	0	0
Overvotes	0			0	0	0	0	0
Undervotes	5			2	3	0	0	0
Contest Totals	9			2	7	0	0	0

Board of Trustees, Place 6 – Anna ISD

Vote For 1

	TOTAL	VOTE %		Election Day	Early Voting	Ballots By Mail	Provision al	Limited Ballot
Paul “Monty” Renfro	3	33.33%	<div><div></div></div>	2	1	0	0	0
Stephanie Dingle	6	66.67%	<div><div></div></div>	0	6	0	0	0
Total Votes Cast	9	100.00%	<div><div></div></div>	2	7	0	0	0
Overvotes	0			0	0	0	0	0
Undervotes	0			0	0	0	0	0
Contest Totals	9			2	7	0	0	0

Proposition A – Anna ISD

Vote For 1

	TOTAL	VOTE %		Election Day	Early Voting	Ballots By Mail	Provision al	Limited Ballot
FOR	5	55.56%	<div><div></div></div>	0	5	0	0	0
AGAINST	4	44.44%	<div><div></div></div>	2	2	0	0	0
Total Votes Cast	9	100.00%	<div><div></div></div>	2	7	0	0	0
Overvotes	0			0	0	0	0	0
Undervotes	0			0	0	0	0	0
Contest Totals	9			2	7	0	0	0

Board of Trustees, Place 5 – Celina ISD

Vote For 1

	TOTAL	VOTE %		Election Day	Early Voting	Ballots By Mail	Provision al	Limited Ballot
Theresa Balsamo	2	100.00%	<div><div></div></div>	2	0	0	0	0
Total Votes Cast	2	100.00%	<div><div></div></div>	2	0	0	0	0
Overvotes	0			0	0	0	0	0
Undervotes	1			1	0	0	0	0
Contest Totals	3			3	0	0	0	0

PCT 161

Board of Trustees, Place 6 – Celina ISD								
Vote For 1								
	TOTAL	VOTE %		Election Day	Early Voting	Ballots By Mail	Provisional	Limited Ballot
Vicky Hogue	1	33.33%	<div><div></div></div>	1	0	0	0	0
Kelly Juergens	2	66.67%	<div><div></div></div>	2	0	0	0	0
Total Votes Cast	3	100.00%	<div><div></div></div>	3	0	0	0	0
Overvotes	0			0	0	0	0	0
Undervotes	0			0	0	0	0	0
Contest Totals	3			3	0	0	0	0

Board of Trustees, Place 7 – Celina ISD								
Vote For 1								
	TOTAL	VOTE %		Election Day	Early Voting	Ballots By Mail	Provisional	Limited Ballot
Jarratt Calvert	3	100.00%	<div><div></div></div>	3	0	0	0	0
Total Votes Cast	3	100.00%	<div><div></div></div>	3	0	0	0	0
Overvotes	0			0	0	0	0	0
Undervotes	0			0	0	0	0	0
Contest Totals	3			3	0	0	0	0

Summary Results Report
Joint General and Special Election
May 4, 2024

SOVC
FINAL
COLLIN COUNTY

PCT 162

Mayor - City of Anna

Vote For 1

	TOTAL	VOTE %		Election Day	Early Voting	Ballots By Mail	Provisional	Limited Ballot
Pete Cain	18	33.96%	<div><div></div></div>	8	10	0	0	0
Randy Atchley	35	66.04%	<div><div></div></div>	6	29	0	0	0
Total Votes Cast	53	100.00%	<div><div></div></div>	14	39	0	0	0
Overvotes	0			0	0	0	0	0
Undervotes	2			1	1	0	0	0
Contest Totals	55			15	40	0	0	0

City Council, Place 1 - City of Anna

Vote For 1

	TOTAL	VOTE %		Election Day	Early Voting	Ballots By Mail	Provisional	Limited Ballot
Bryan Heath	40	80.00%	<div><div></div></div>	7	33	0	0	0
Kevin Toten	10	20.00%	<div><div></div></div>	5	5	0	0	0
Total Votes Cast	50	100.00%	<div><div></div></div>	12	38	0	0	0
Overvotes	0			0	0	0	0	0
Undervotes	5			3	2	0	0	0
Contest Totals	55			15	40	0	0	0

City Council, Place 2, Unexpired Term - City of Anna

Vote For 1

	TOTAL	VOTE %		Election Day	Early Voting	Ballots By Mail	Provisional	Limited Ballot
Jody Bills	27	64.29%	<div><div></div></div>	6	21	0	0	0
LaMarr Dillingham	6	14.29%	<div><div></div></div>	1	5	0	0	0
Todd Engels	9	21.43%	<div><div></div></div>	3	6	0	0	0
Total Votes Cast	42	100.00%	<div><div></div></div>	10	32	0	0	0
Overvotes	0			0	0	0	0	0
Undervotes	13			5	8	0	0	0
Contest Totals	55			15	40	0	0	0

City Council, Place 4, Unexpired Term - City of Anna

Vote For 1

	TOTAL	VOTE %		Election Day	Early Voting	Ballots By Mail	Provisional	Limited Ballot
Tom Longmire	43	78.18%	<div><div></div></div>	15	28	0	0	0
Kelly Herndon	6	10.91%	<div><div></div></div>	0	6	0	0	0
Bruce Norwood	6	10.91%	<div><div></div></div>	0	6	0	0	0
Total Votes Cast	55	100.00%	<div><div></div></div>	15	40	0	0	0
Overvotes	0			0	0	0	0	0
Undervotes	0			0	0	0	0	0
Contest Totals	55			15	40	0	0	0

Summary Results Report
Joint General and Special Election
May 4, 2024

SOVC
FINAL
COLLIN COUNTY

PCT 162

Board of Trustees, Place 2 – Anna ISD

Vote For 1

	TOTAL	VOTE %		Election Day	Early Voting	Ballots By Mail	Provision al	Limited Ballot
Jason Adams	67	100.00%	<div><div></div></div>	14	53	0	0	0
Total Votes Cast	67	100.00%	<div><div></div></div>	14	53	0	0	0
Overvotes	0			0	0	0	0	0
Undervotes	32			6	25	1	0	0
Contest Totals	99			20	78	1	0	0

Board of Trustees, Place 6 – Anna ISD

Vote For 1

	TOTAL	VOTE %		Election Day	Early Voting	Ballots By Mail	Provision al	Limited Ballot
Paul “Monty” Renfro	44	55.70%	<div><div></div><div></div></div>	7	37	0	0	0
Stephanie Dingle	35	44.30%	<div><div></div><div></div></div>	10	24	1	0	0
Total Votes Cast	79	100.00%	<div><div></div></div>	17	61	1	0	0
Overvotes	0			0	0	0	0	0
Undervotes	20			3	17	0	0	0
Contest Totals	99			20	78	1	0	0

Proposition A – Anna ISD

Vote For 1

	TOTAL	VOTE %		Election Day	Early Voting	Ballots By Mail	Provision al	Limited Ballot
FOR	33	33.67%	<div><div></div><div></div></div>	5	27	1	0	0
AGAINST	65	66.33%	<div><div></div><div></div></div>	15	50	0	0	0
Total Votes Cast	98	100.00%	<div><div></div></div>	20	77	1	0	0
Overvotes	0			0	0	0	0	0
Undervotes	1			0	1	0	0	0
Contest Totals	99			20	78	1	0	0

Summary Results Report
Joint General and Special Election
May 4, 2024

SOVC
FINAL
COLLIN COUNTY

PCT 163

Proposition A – City of McKinney

Vote For 1

	TOTAL	VOTE %		Election Day	Early Voting	Ballots By Mail	Provision al	Limited Ballot
FOR	50	60.24%	<div><div></div></div>	15	32	3	0	0
AGAINST	33	39.76%	<div><div></div></div>	8	21	4	0	0
Total Votes Cast	83	100.00%	<div><div></div></div>	23	53	7	0	0
Overvotes	0			0	0	0	0	0
Undervotes	1			0	1	0	0	0
Contest Totals	84			23	54	7	0	0

Proposition B – City of McKinney

Vote For 1

	TOTAL	VOTE %		Election Day	Early Voting	Ballots By Mail	Provision al	Limited Ballot
FOR	34	41.46%	<div><div></div></div>	11	23	0	0	0
AGAINST	48	58.54%	<div><div></div></div>	12	29	7	0	0
Total Votes Cast	82	100.00%	<div><div></div></div>	23	52	7	0	0
Overvotes	0			0	0	0	0	0
Undervotes	2			0	2	0	0	0
Contest Totals	84			23	54	7	0	0

Proposition C – City of McKinney

Vote For 1

	TOTAL	VOTE %		Election Day	Early Voting	Ballots By Mail	Provision al	Limited Ballot
FOR	41	50.00%	<div><div></div></div>	17	24	0	0	0
AGAINST	41	50.00%	<div><div></div></div>	6	28	7	0	0
Total Votes Cast	82	100.00%	<div><div></div></div>	23	52	7	0	0
Overvotes	0			0	0	0	0	0
Undervotes	2			0	2	0	0	0
Contest Totals	84			23	54	7	0	0

Proposition D – City of McKinney

Vote For 1

	TOTAL	VOTE %		Election Day	Early Voting	Ballots By Mail	Provision al	Limited Ballot
FOR	59	71.95%	<div><div></div></div>	19	37	3	0	0
AGAINST	23	28.05%	<div><div></div></div>	4	15	4	0	0
Total Votes Cast	82	100.00%	<div><div></div></div>	23	52	7	0	0
Overvotes	0			0	0	0	0	0
Undervotes	2			0	2	0	0	0
Contest Totals	84			23	54	7	0	0

Summary Results Report
Joint General and Special Election
May 4, 2024

SOVC
FINAL
COLLIN COUNTY

PCT 163

Proposition E – City of McKinney

Vote For 1

	TOTAL	VOTE %		Election Day	Early Voting	Ballots By Mail	Provision al	Limited Ballot
FOR	58	70.73%	<div><div></div></div>	20	35	3	0	0
AGAINST	24	29.27%	<div><div></div></div>	3	17	4	0	0
Total Votes Cast	82	100.00%	<div><div></div></div>	23	52	7	0	0
Overvotes	0			0	0	0	0	0
Undervotes	2			0	2	0	0	0
Contest Totals	84			23	54	7	0	0

School Board Trustee, Place 4 – Prosper ISD

Vote For 1

	TOTAL	VOTE %		Election Day	Early Voting	Ballots By Mail	Provision al	Limited Ballot
Bill Beavers	56	78.87%	<div><div></div></div>	16	39	1	0	0
Lanford Rodgers	15	21.13%	<div><div></div></div>	2	9	4	0	0
Total Votes Cast	71	100.00%	<div><div></div></div>	18	48	5	0	0
Overvotes	0			0	0	0	0	0
Undervotes	14			5	6	3	0	0
Contest Totals	85			23	54	8	0	0

School Board Trustee, Place 7 – Prosper ISD

Vote For 1

	TOTAL	VOTE %		Election Day	Early Voting	Ballots By Mail	Provision al	Limited Ballot
Kristin Meier	25	34.72%	<div><div></div></div>	4	20	1	0	0
David Webb	40	55.56%	<div><div></div></div>	12	24	4	0	0
Drew Wilborn	7	9.72%	<div><div></div></div>	2	4	1	0	0
Total Votes Cast	72	100.00%	<div><div></div></div>	18	48	6	0	0
Overvotes	0			0	0	0	0	0
Undervotes	13			5	6	2	0	0
Contest Totals	85			23	54	8	0	0

PCT 164

Proposition A – City of Dallas

Vote For 1

	TOTAL	VOTE %		Election Day	Early Voting	Ballots By Mail	Provision al	Limited Ballot
For	277	91.12%	<div><div></div></div>	36	69	169	3	0
Against	27	8.88%	<div><div></div></div>	8	6	13	0	0
Total Votes Cast	304	100.00%	<div><div></div></div>	44	75	182	3	0
Overvotes	0			0	0	0	0	0
Undervotes	2			0	0	2	0	0
Contest Totals	306			44	75	184	3	0

Proposition B – City of Dallas

Vote For 1

	TOTAL	VOTE %		Election Day	Early Voting	Ballots By Mail	Provision al	Limited Ballot
For	238	79.87%	<div><div></div></div>	35	63	137	3	0
Against	60	20.13%	<div><div></div></div>	9	12	39	0	0
Total Votes Cast	298	100.00%	<div><div></div></div>	44	75	176	3	0
Overvotes	0			0	0	0	0	0
Undervotes	8			0	0	8	0	0
Contest Totals	306			44	75	184	3	0

Proposition C – City of Dallas

Vote For 1

	TOTAL	VOTE %		Election Day	Early Voting	Ballots By Mail	Provision al	Limited Ballot
For	192	64.21%	<div><div></div></div>	17	28	146	1	0
Against	107	35.79%	<div><div></div></div>	27	46	32	2	0
Total Votes Cast	299	100.00%	<div><div></div></div>	44	74	178	3	0
Overvotes	0			0	0	0	0	0
Undervotes	7			0	1	6	0	0
Contest Totals	306			44	75	184	3	0

Proposition D – City of Dallas

Vote For 1

	TOTAL	VOTE %		Election Day	Early Voting	Ballots By Mail	Provision al	Limited Ballot
For	214	72.79%	<div><div></div></div>	30	54	127	3	0
Against	80	27.21%	<div><div></div></div>	14	20	46	0	0
Total Votes Cast	294	100.00%	<div><div></div></div>	44	74	173	3	0
Overvotes	0			0	0	0	0	0
Undervotes	12			0	1	11	0	0
Contest Totals	306			44	75	184	3	0

Summary Results Report
Joint General and Special Election
May 4, 2024

SOVC
FINAL
COLLIN COUNTY

PCT 164

Proposition E – City of Dallas

Vote For 1

	TOTAL	VOTE %		Election Day	Early Voting	Ballots By Mail	Provisional	Limited Ballot
For	180	61.86%	<div><div></div></div>	25	48	104	3	0
Against	111	38.14%	<div><div></div></div>	19	26	66	0	0
Total Votes Cast	291	100.00%	<div><div></div></div>	44	74	170	3	0
Overvotes	0			0	0	0	0	0
Undervotes	15			0	1	14	0	0
Contest Totals	306			44	75	184	3	0

Proposition F – City of Dallas

Vote For 1

	TOTAL	VOTE %		Election Day	Early Voting	Ballots By Mail	Provisional	Limited Ballot
For	264	88.59%	<div><div></div></div>	34	67	160	3	0
Against	34	11.41%	<div><div></div></div>	10	8	16	0	0
Total Votes Cast	298	100.00%	<div><div></div></div>	44	75	176	3	0
Overvotes	0			0	0	0	0	0
Undervotes	8			0	0	8	0	0
Contest Totals	306			44	75	184	3	0

Proposition G – City of Dallas

Vote For 1

	TOTAL	VOTE %		Election Day	Early Voting	Ballots By Mail	Provisional	Limited Ballot
For	173	60.07%	<div><div></div></div>	23	40	107	3	0
Against	115	39.93%	<div><div></div></div>	20	33	62	0	0
Total Votes Cast	288	100.00%	<div><div></div></div>	43	73	169	3	0
Overvotes	0			0	0	0	0	0
Undervotes	18			1	2	15	0	0
Contest Totals	306			44	75	184	3	0

Proposition H – City of Dallas

Vote For 1

	TOTAL	VOTE %		Election Day	Early Voting	Ballots By Mail	Provisional	Limited Ballot
For	168	56.57%	<div><div></div></div>	18	26	123	1	0
Against	129	43.43%	<div><div></div></div>	26	49	52	2	0
Total Votes Cast	297	100.00%	<div><div></div></div>	44	75	175	3	0
Overvotes	0			0	0	0	0	0
Undervotes	9			0	0	9	0	0
Contest Totals	306			44	75	184	3	0

PCT 164

Proposition I – City of Dallas
Vote For 1

	TOTAL	VOTE %		Election Day	Early Voting	Ballots By Mail	Provision al	Limited Ballot
For	226	76.35%	<div><div></div></div>	25	48	150	3	0
Against	70	23.65%	<div><div></div></div>	19	24	27	0	0
Total Votes Cast	296	100.00%	<div><div></div></div>	44	72	177	3	0
Overvotes	0			0	0	0	0	0
Undervotes	10			0	3	7	0	0
Contest Totals	306			44	75	184	3	0

Proposition J – City of Dallas
Vote For 1

	TOTAL	VOTE %		Election Day	Early Voting	Ballots By Mail	Provision al	Limited Ballot
For	259	86.33%	<div><div></div></div>	36	65	155	3	0
Against	41	13.67%	<div><div></div></div>	8	9	24	0	0
Total Votes Cast	300	100.00%	<div><div></div></div>	44	74	179	3	0
Overvotes	0			0	0	0	0	0
Undervotes	6			0	1	5	0	0
Contest Totals	306			44	75	184	3	0

PCT 165

Mayor - City of Parker
Vote For 1

	TOTAL	VOTE %		Election Day	Early Voting	Ballots By Mail	Provision al	Limited Ballot
Lee Pettie	87	100.00%	<div><div></div></div>	31	53	3	0	0
Total Votes Cast	87	100.00%	<div><div></div></div>	31	53	3	0	0
Overvotes	0			0	0	0	0	0
Undervotes	80			41	38	1	0	0
Contest Totals	167			72	91	4	0	0

Councilmember-At-Large - City of Parker
Vote For 2

	TOTAL	VOTE %		Election Day	Early Voting	Ballots By Mail	Provision al	Limited Ballot
Dawn R. Hedlund	96	31.68%	<div><div></div></div>	43	49	4	0	0
Buddy Pilgrim	117	38.61%	<div><div></div></div>	45	70	2	0	0
Randy Kercho	76	25.08%	<div><div></div></div>	40	35	1	0	0
Aubree Marino	14	4.62%	<div><div></div></div>	5	9	0	0	0
Total Votes Cast	303	100.00%	<div><div></div></div>	133	163	7	0	0
Overvotes	0			0	0	0	0	0
Undervotes	31			11	19	1	0	0
Contest Totals	334			144	182	8	0	0

PCT 167

Trustee, Place 6 – Frisco ISD
Vote For 1

	TOTAL	VOTE %		Election Day	Early Voting	Ballots By Mail	Provision al	Limited Ballot
Fred Kaiser	17	41.46%	<div><div></div></div>	7	6	4	0	0
Sherrie Salas	24	58.54%	<div><div></div></div>	11	10	3	0	0
Total Votes Cast	41	100.00%	<div><div></div></div>	18	16	7	0	0
Overvotes	0			0	0	0	0	0
Undervotes	3			2	1	0	0	0
Contest Totals	44			20	17	7	0	0

Trustee, Place 7 – Frisco ISD
Vote For 1

	TOTAL	VOTE %		Election Day	Early Voting	Ballots By Mail	Provision al	Limited Ballot
Melanie Barrios - Jones	12	27.91%	<div><div></div></div>	2	8	2	0	0
Keith Maddox	31	72.09%	<div><div></div></div>	17	9	5	0	0
Total Votes Cast	43	100.00%	<div><div></div></div>	19	17	7	0	0
Overvotes	0			0	0	0	0	0
Undervotes	1			1	0	0	0	0
Contest Totals	44			20	17	7	0	0

PCT 168

Councilmember, Place No. 1 - City of Allen

Vote For 1

	TOTAL	VOTE %		Election Day	Early Voting	Ballots By Mail	Provision al	Limited Ballot
Mike Schaeffer	103	70.55%	<div><div></div></div>	21	79	3	0	0
Dave Scott	32	21.92%	<div><div></div></div>	11	20	1	0	0
Esrar Razvi	11	7.53%	<div><div></div></div>	0	11	0	0	0
Total Votes Cast	146	100.00%	<div><div></div></div>	32	110	4	0	0
Overvotes	0			0	0	0	0	0
Undervotes	1			1	0	0	0	0
Contest Totals	147			33	110	4	0	0

Councilmember, Place No. 3 - City of Allen

Vote For 1

	TOTAL	VOTE %		Election Day	Early Voting	Ballots By Mail	Provision al	Limited Ballot
Dave Cornette	41	28.87%	<div><div></div></div>	13	27	1	0	0
Ken Cook	86	60.56%	<div><div></div></div>	19	64	3	0	0
Saad Hamid	15	10.56%	<div><div></div></div>	1	14	0	0	0
Total Votes Cast	142	100.00%	<div><div></div></div>	33	105	4	0	0
Overvotes	0			0	0	0	0	0
Undervotes	5			0	5	0	0	0
Contest Totals	147			33	110	4	0	0

Councilmember, Place No. 5 - City of Allen

Vote For 1

	TOTAL	VOTE %		Election Day	Early Voting	Ballots By Mail	Provision al	Limited Ballot
Dave Shafer	36	25.53%	<div><div></div></div>	15	20	1	0	0
Zeeshan Naseh	12	8.51%	<div><div></div></div>	0	11	1	0	0
Walter Merrill	4	2.84%	<div><div></div></div>	1	3	0	0	0
Carl Clemencich	89	63.12%	<div><div></div></div>	16	71	2	0	0
Total Votes Cast	141	100.00%	<div><div></div></div>	32	105	4	0	0
Overvotes	0			0	0	0	0	0
Undervotes	6			1	5	0	0	0
Contest Totals	147			33	110	4	0	0

Summary Results Report
Joint General and Special Election
May 4, 2024

SOVC
FINAL
COLLIN COUNTY

PCT 169

Proposition A – City of McKinney

Vote For 1

	TOTAL	VOTE %		Election Day	Early Voting	Ballots By Mail	Provision al	Limited Ballot
FOR	138	63.30%	<div><div></div></div>	47	83	8	0	0
AGAINST	80	36.70%	<div><div></div></div>	28	47	5	0	0
Total Votes Cast	218	100.00%	<div><div></div></div>	75	130	13	0	0
Overvotes	0			0	0	0	0	0
Undervotes	5			1	4	0	0	0
Contest Totals	223			76	134	13	0	0

Proposition B – City of McKinney

Vote For 1

	TOTAL	VOTE %		Election Day	Early Voting	Ballots By Mail	Provision al	Limited Ballot
FOR	104	48.15%	<div><div></div></div>	36	63	5	0	0
AGAINST	112	51.85%	<div><div></div></div>	38	66	8	0	0
Total Votes Cast	216	100.00%	<div><div></div></div>	74	129	13	0	0
Overvotes	0			0	0	0	0	0
Undervotes	7			2	5	0	0	0
Contest Totals	223			76	134	13	0	0

Proposition C – City of McKinney

Vote For 1

	TOTAL	VOTE %		Election Day	Early Voting	Ballots By Mail	Provision al	Limited Ballot
FOR	111	51.63%	<div><div></div></div>	40	66	5	0	0
AGAINST	104	48.37%	<div><div></div></div>	34	62	8	0	0
Total Votes Cast	215	100.00%	<div><div></div></div>	74	128	13	0	0
Overvotes	0			0	0	0	0	0
Undervotes	8			2	6	0	0	0
Contest Totals	223			76	134	13	0	0

Proposition D – City of McKinney

Vote For 1

	TOTAL	VOTE %		Election Day	Early Voting	Ballots By Mail	Provision al	Limited Ballot
FOR	136	62.67%	<div><div></div></div>	49	79	8	0	0
AGAINST	81	37.33%	<div><div></div></div>	25	51	5	0	0
Total Votes Cast	217	100.00%	<div><div></div></div>	74	130	13	0	0
Overvotes	0			0	0	0	0	0
Undervotes	6			2	4	0	0	0
Contest Totals	223			76	134	13	0	0

Summary Results Report
Joint General and Special Election
May 4, 2024

SOVC
FINAL
COLLIN COUNTY

PCT 169

Proposition E – City of McKinney

Vote For 1

	TOTAL	VOTE %		Election Day	Early Voting	Ballots By Mail	Provision al	Limited Ballot
FOR	145	66.82%	<div><div></div></div>	48	88	9	0	0
AGAINST	72	33.18%	<div><div></div></div>	26	42	4	0	0
Total Votes Cast	217	100.00%	<div><div></div></div>	74	130	13	0	0
Overvotes	0			0	0	0	0	0
Undervotes	6			2	4	0	0	0
Contest Totals	223			76	134	13	0	0

Trustee, Place 6 – Frisco ISD

Vote For 1

	TOTAL	VOTE %		Election Day	Early Voting	Ballots By Mail	Provision al	Limited Ballot
Fred Kaiser	81	43.09%	<div><div></div></div>	36	40	5	0	0
Sherrie Salas	107	56.91%	<div><div></div></div>	34	68	5	0	0
Total Votes Cast	188	100.00%	<div><div></div></div>	70	108	10	0	0
Overvotes	0			0	0	0	0	0
Undervotes	35			6	26	3	0	0
Contest Totals	223			76	134	13	0	0

Trustee, Place 7 – Frisco ISD

Vote For 1

	TOTAL	VOTE %		Election Day	Early Voting	Ballots By Mail	Provision al	Limited Ballot
Melanie Barrios - Jones	75	38.07%	<div><div></div></div>	26	46	3	0	0
Keith Maddox	122	61.93%	<div><div></div></div>	45	69	8	0	0
Total Votes Cast	197	100.00%	<div><div></div></div>	71	115	11	0	0
Overvotes	0			0	0	0	0	0
Undervotes	26			5	19	2	0	0
Contest Totals	223			76	134	13	0	0

PCT 170

Member of Council, Place 1 – City of Sachse
Vote For 1

	TOTAL	VOTE %		Election Day	Early Voting	Ballots By Mail	Provision al	Limited Ballot
Atif Ahmed	14	14.89%	<div><div></div></div>	4	8	2	0	0
Brett Franks	80	85.11%	<div><div></div></div>	29	45	6	0	0
Total Votes Cast	94	100.00%	<div><div></div></div>	33	53	8	0	0
Overvotes	0			0	0	0	0	0
Undervotes	3			0	3	0	0	0
Contest Totals	97			33	56	8	0	0

Member of Council, Place 2 – City of Sachse
Vote For 1

	TOTAL	VOTE %		Election Day	Early Voting	Ballots By Mail	Provision al	Limited Ballot
Nisar Razvi	8	8.60%	<div><div></div></div>	4	4	0	0	0
Beau Hooten	24	25.81%	<div><div></div></div>	5	13	6	0	0
Michelle Howarth	61	65.59%	<div><div></div></div>	24	35	2	0	0
Total Votes Cast	93	100.00%	<div><div></div></div>	33	52	8	0	0
Overvotes	0			0	0	0	0	0
Undervotes	4			0	4	0	0	0
Contest Totals	97			33	56	8	0	0

Summary Results Report
Joint General and Special Election
May 4, 2024

SOVC
FINAL
COLLIN COUNTY

PCT 171

Councilmember, Place No. 1 - City of Allen

Vote For 1

	TOTAL	VOTE %		Election Day	Early Voting	Ballots By Mail	Provisional	Limited Ballot
Mike Schaeffer	117	56.25%	<div><div></div></div>	30	81	6	0	0
Dave Scott	47	22.60%	<div><div></div></div>	10	32	5	0	0
Esrar Razvi	44	21.15%	<div><div></div></div>	15	28	1	0	0
Total Votes Cast	208	100.00%	<div><div></div></div>	55	141	12	0	0
Overvotes	0			0	0	0	0	0
Undervotes	9			6	3	0	0	0
Contest Totals	217			61	144	12	0	0

Councilmember, Place No. 3 - City of Allen

Vote For 1

	TOTAL	VOTE %		Election Day	Early Voting	Ballots By Mail	Provisional	Limited Ballot
Dave Cornette	69	32.55%	<div><div></div></div>	20	44	5	0	0
Ken Cook	92	43.40%	<div><div></div></div>	22	65	5	0	0
Saad Hamid	51	24.06%	<div><div></div></div>	16	33	2	0	0
Total Votes Cast	212	100.00%	<div><div></div></div>	58	142	12	0	0
Overvotes	0			0	0	0	0	0
Undervotes	5			3	2	0	0	0
Contest Totals	217			61	144	12	0	0

Councilmember, Place No. 5 - City of Allen

Vote For 1

	TOTAL	VOTE %		Election Day	Early Voting	Ballots By Mail	Provisional	Limited Ballot
Dave Shafer	65	30.66%	<div><div></div></div>	19	39	7	0	0
Zeeshan Naseh	51	24.06%	<div><div></div></div>	18	31	2	0	0
Walter Merrill	12	5.66%	<div><div></div></div>	6	5	1	0	0
Carl Clemencich	84	39.62%	<div><div></div></div>	15	67	2	0	0
Total Votes Cast	212	100.00%	<div><div></div></div>	58	142	12	0	0
Overvotes	0			0	0	0	0	0
Undervotes	5			3	2	0	0	0
Contest Totals	217			61	144	12	0	0

Board of Trustees, Place 1 – Allen ISD

Vote For 1

	TOTAL	VOTE %		Election Day	Early Voting	Ballots By Mail	Provisional	Limited Ballot
Sarah Mitchell	144	79.56%	<div><div></div></div>	36	99	9	0	0
Shanna Coulter	37	20.44%	<div><div></div></div>	8	27	2	0	0
Total Votes Cast	181	100.00%	<div><div></div></div>	44	126	11	0	0
Overvotes	0			0	0	0	0	0
Undervotes	36			17	18	1	0	0
Contest Totals	217			61	144	12	0	0

PCT 171

Board of Trustees, Place 2 – Allen ISD
Vote For 1

	TOTAL	VOTE %		Election Day	Early Voting	Ballots By Mail	Provision al	Limited Ballot
Veronica Yost	117	66.86%	<div><div></div></div>	23	87	7	0	0
Vatsa Ramanathan	58	33.14%	<div><div></div></div>	20	33	5	0	0
Total Votes Cast	175	100.00%	<div><div></div></div>	43	120	12	0	0
Overvotes	0			0	0	0	0	0
Undervotes	42			18	24	0	0	0
Contest Totals	217			61	144	12	0	0

Board of Trustees, Place 3 – Allen ISD
Vote For 1

	TOTAL	VOTE %		Election Day	Early Voting	Ballots By Mail	Provision al	Limited Ballot
Bill Pilcher	62	33.33%	<div><div></div></div>	11	44	7	0	0
John Holley	124	66.67%	<div><div></div></div>	35	84	5	0	0
Total Votes Cast	186	100.00%	<div><div></div></div>	46	128	12	0	0
Overvotes	0			0	0	0	0	0
Undervotes	31			15	16	0	0	0
Contest Totals	217			61	144	12	0	0

Summary Results Report
Joint General and Special Election
May 4, 2024

SOVC
FINAL
COLLIN COUNTY

PCT 172

Mayor - City of Anna

Vote For 1

	TOTAL	VOTE %		Election Day	Early Voting	Ballots By Mail	Provisional	Limited Ballot
Pete Cain	188	67.14%	<div><div></div></div>	45	143	0	0	0
Randy Atchley	92	32.86%	<div><div></div></div>	29	61	2	0	0
Total Votes Cast	280	100.00%	<div><div></div></div>	74	204	2	0	0
Overvotes	0			0	0	0	0	0
Undervotes	10			4	6	0	0	0
Contest Totals	290			78	210	2	0	0

City Council, Place 1 - City of Anna

Vote For 1

	TOTAL	VOTE %		Election Day	Early Voting	Ballots By Mail	Provisional	Limited Ballot
Bryan Heath	82	32.28%	<div><div></div></div>	21	59	2	0	0
Kevin Toten	172	67.72%	<div><div></div></div>	46	126	0	0	0
Total Votes Cast	254	100.00%	<div><div></div></div>	67	185	2	0	0
Overvotes	0			0	0	0	0	0
Undervotes	36			11	25	0	0	0
Contest Totals	290			78	210	2	0	0

City Council, Place 2, Unexpired Term - City of Anna

Vote For 1

	TOTAL	VOTE %		Election Day	Early Voting	Ballots By Mail	Provisional	Limited Ballot
Jody Bills	149	58.20%	<div><div></div></div>	31	116	2	0	0
LaMarr Dillingham	15	5.86%	<div><div></div></div>	4	11	0	0	0
Todd Engels	92	35.94%	<div><div></div></div>	31	61	0	0	0
Total Votes Cast	256	100.00%	<div><div></div></div>	66	188	2	0	0
Overvotes	0			0	0	0	0	0
Undervotes	34			12	22	0	0	0
Contest Totals	290			78	210	2	0	0

City Council, Place 4, Unexpired Term - City of Anna

Vote For 1

	TOTAL	VOTE %		Election Day	Early Voting	Ballots By Mail	Provisional	Limited Ballot
Tom Longmire	30	11.81%	<div><div></div></div>	11	19	0	0	0
Kelly Herndon	83	32.68%	<div><div></div></div>	30	53	0	0	0
Bruce Norwood	141	55.51%	<div><div></div></div>	27	112	2	0	0
Total Votes Cast	254	100.00%	<div><div></div></div>	68	184	2	0	0
Overvotes	0			0	0	0	0	0
Undervotes	36			10	26	0	0	0
Contest Totals	290			78	210	2	0	0

Summary Results Report
Joint General and Special Election
May 4, 2024

SOVC
FINAL
COLLIN COUNTY

PCT 172

Board of Trustees, Place 2 – Anna ISD

Vote For 1

	TOTAL	VOTE %		Election Day	Early Voting	Ballots By Mail	Provision al	Limited Ballot
Jason Adams	244	100.00%	<div><div></div></div>	59	181	4	0	0
Total Votes Cast	244	100.00%	<div><div></div></div>	59	181	4	0	0
Overvotes	0			0	0	0	0	0
Undervotes	96			28	66	2	0	0
Contest Totals	340			87	247	6	0	0

Board of Trustees, Place 6 – Anna ISD

Vote For 1

	TOTAL	VOTE %		Election Day	Early Voting	Ballots By Mail	Provision al	Limited Ballot
Paul “Monty” Renfro	135	45.45%	<div><div></div><div></div></div>	31	104	0	0	0
Stephanie Dingle	162	54.55%	<div><div></div><div></div></div>	43	115	4	0	0
Total Votes Cast	297	100.00%	<div><div></div></div>	74	219	4	0	0
Overvotes	0			0	0	0	0	0
Undervotes	43			13	28	2	0	0
Contest Totals	340			87	247	6	0	0

Proposition A – Anna ISD

Vote For 1

	TOTAL	VOTE %		Election Day	Early Voting	Ballots By Mail	Provision al	Limited Ballot
FOR	159	47.04%	<div><div></div><div></div></div>	39	119	1	0	0
AGAINST	179	52.96%	<div><div></div><div></div></div>	47	127	5	0	0
Total Votes Cast	338	100.00%	<div><div></div></div>	86	246	6	0	0
Overvotes	0			0	0	0	0	0
Undervotes	2			1	1	0	0	0
Contest Totals	340			87	247	6	0	0

PCT 173

Proposition A – City of McKinney

Vote For 1

	TOTAL	VOTE %		Election Day	Early Voting	Ballots By Mail	Provision al	Limited Ballot
FOR	15	41.67%	<div><div></div></div>	5	9	1	0	0
AGAINST	21	58.33%	<div><div></div></div>	13	7	0	1	0
Total Votes Cast	36	100.00%	<div><div></div></div>	18	16	1	1	0
Overvotes	0			0	0	0	0	0
Undervotes	0			0	0	0	0	0
Contest Totals	36			18	16	1	1	0

Proposition B – City of McKinney

Vote For 1

	TOTAL	VOTE %		Election Day	Early Voting	Ballots By Mail	Provision al	Limited Ballot
FOR	17	47.22%	<div><div></div></div>	6	9	1	1	0
AGAINST	19	52.78%	<div><div></div></div>	12	7	0	0	0
Total Votes Cast	36	100.00%	<div><div></div></div>	18	16	1	1	0
Overvotes	0			0	0	0	0	0
Undervotes	0			0	0	0	0	0
Contest Totals	36			18	16	1	1	0

Proposition C – City of McKinney

Vote For 1

	TOTAL	VOTE %		Election Day	Early Voting	Ballots By Mail	Provision al	Limited Ballot
FOR	16	44.44%	<div><div></div></div>	6	9	1	0	0
AGAINST	20	55.56%	<div><div></div></div>	12	7	0	1	0
Total Votes Cast	36	100.00%	<div><div></div></div>	18	16	1	1	0
Overvotes	0			0	0	0	0	0
Undervotes	0			0	0	0	0	0
Contest Totals	36			18	16	1	1	0

Proposition D – City of McKinney

Vote For 1

	TOTAL	VOTE %		Election Day	Early Voting	Ballots By Mail	Provision al	Limited Ballot
FOR	21	58.33%	<div><div></div></div>	9	11	1	0	0
AGAINST	15	41.67%	<div><div></div></div>	9	5	0	1	0
Total Votes Cast	36	100.00%	<div><div></div></div>	18	16	1	1	0
Overvotes	0			0	0	0	0	0
Undervotes	0			0	0	0	0	0
Contest Totals	36			18	16	1	1	0

PCT 173

Proposition E – City of McKinney								
Vote For 1								
	TOTAL	VOTE %		Election Day	Early Voting	Ballots By Mail	Provision al	Limited Ballot
FOR	17	47.22%	<div><div></div></div>	7	9	1	0	0
AGAINST	19	52.78%	<div><div></div></div>	11	7	0	1	0
Total Votes Cast	36	100.00%	<div><div></div></div>	18	16	1	1	0
Overvotes	0			0	0	0	0	0
Undervotes	0			0	0	0	0	0
Contest Totals	36			18	16	1	1	0

PCT 174

Mayor – Town of St. Paul
Vote For 1

	TOTAL	VOTE %	Election Day	Early Voting	Ballots By Mail	Provision al	Limited Ballot
Kent Swaner	0		0	0	0	0	0
David Thomas Gensler	0		0	0	0	0	0
Total Votes Cast	0		0	0	0	0	0
Overvotes	0		0	0	0	0	0
Undervotes	0		0	0	0	0	0
Contest Totals	0		0	0	0	0	0

Alderman, Place 3 – Town of St. Paul
Vote For 1

	TOTAL	VOTE %	Election Day	Early Voting	Ballots By Mail	Provision al	Limited Ballot
John Crowe	0		0	0	0	0	0
Justin Graham	0		0	0	0	0	0
Total Votes Cast	0		0	0	0	0	0
Overvotes	0		0	0	0	0	0
Undervotes	0		0	0	0	0	0
Contest Totals	0		0	0	0	0	0

Alderman, Place 5 – Town of St. Paul
Vote For 1

	TOTAL	VOTE %	Election Day	Early Voting	Ballots By Mail	Provision al	Limited Ballot
Robert Simmons	0		0	0	0	0	0
Total Votes Cast	0		0	0	0	0	0
Overvotes	0		0	0	0	0	0
Undervotes	0		0	0	0	0	0
Contest Totals	0		0	0	0	0	0

Councilmember, Place 2 – City of Wylie
Vote For 1

	TOTAL	VOTE %	Election Day	Early Voting	Ballots By Mail	Provision al	Limited Ballot
Ahmed Abdelghani	70	28.46% <div><div></div></div>	18	52	0	0	0
Dave Strang	176	71.54% <div><div></div></div>	52	108	16	0	0
Total Votes Cast	246	100.00% <div><div></div></div>	70	160	16	0	0
Overvotes	0		0	0	0	0	0
Undervotes	3		1	2	0	0	0
Contest Totals	249		71	162	16	0	0

PCT 174

Councilmember, Place 4 – City of Wylie								
Vote For 1								
	TOTAL	VOTE %		Election Day	Early Voting	Ballots By Mail	Provision al	Limited Ballot
Danish Aftab	68	27.53%	<div><div></div></div>	21	45	2	0	0
Scott Williams	179	72.47%	<div><div></div></div>	50	115	14	0	0
Total Votes Cast	247	100.00%	<div><div></div></div>	71	160	16	0	0
Overvotes	0			0	0	0	0	0
Undervotes	2			0	2	0	0	0
Contest Totals	249			71	162	16	0	0

Summary Results Report
Joint General and Special Election
May 4, 2024

SOVC
FINAL
COLLIN COUNTY

PCT 175

Mayor - City of Parker

Vote For 1

	TOTAL	VOTE %		Election Day	Early Voting	Ballots By Mail	Provision al	Limited Ballot
Lee Pettie	35	100.00%	<div><div></div></div>	8	24	3	0	0
Total Votes Cast	35	100.00%	<div><div></div></div>	8	24	3	0	0
Overvotes	0			0	0	0	0	0
Undervotes	15			7	8	0	0	0
Contest Totals	50			15	32	3	0	0

Councilmember-At-Large - City of Parker

Vote For 2

	TOTAL	VOTE %		Election Day	Early Voting	Ballots By Mail	Provision al	Limited Ballot
Dawn R. Hedlund	18	19.78%	<div><div></div></div>	10	8	0	0	0
Buddy Pilgrim	38	41.76%	<div><div></div></div>	9	26	3	0	0
Randy Kercho	28	30.77%	<div><div></div></div>	5	23	0	0	0
Aubree Marino	7	7.69%	<div><div></div></div>	2	2	3	0	0
Total Votes Cast	91	100.00%	<div><div></div></div>	26	59	6	0	0
Overvotes	0			0	0	0	0	0
Undervotes	9			4	5	0	0	0
Contest Totals	100			30	64	6	0	0

Councilmember, Place 2 – City of Wylie

Vote For 1

	TOTAL	VOTE %		Election Day	Early Voting	Ballots By Mail	Provision al	Limited Ballot
Ahmed Abdelghani	38	26.03%	<div><div></div></div>	14	22	2	0	0
Dave Strang	108	73.97%	<div><div></div></div>	45	60	3	0	0
Total Votes Cast	146	100.00%	<div><div></div></div>	59	82	5	0	0
Overvotes	0			0	0	0	0	0
Undervotes	0			0	0	0	0	0
Contest Totals	146			59	82	5	0	0

Councilmember, Place 4 – City of Wylie

Vote For 1

	TOTAL	VOTE %		Election Day	Early Voting	Ballots By Mail	Provision al	Limited Ballot
Danish Aftab	36	24.66%	<div><div></div></div>	12	22	2	0	0
Scott Williams	110	75.34%	<div><div></div></div>	47	60	3	0	0
Total Votes Cast	146	100.00%	<div><div></div></div>	59	82	5	0	0
Overvotes	0			0	0	0	0	0
Undervotes	0			0	0	0	0	0
Contest Totals	146			59	82	5	0	0

PCT 176

Trustee, Place 6 – Frisco ISD
Vote For 1

	TOTAL	VOTE %		Election Day	Early Voting	Ballots By Mail	Provision al	Limited Ballot
Fred Kaiser	4	57.14%	<div><div></div></div>	0	1	3	0	0
Sherrie Salas	3	42.86%	<div><div></div></div>	1	1	1	0	0
Total Votes Cast	7	100.00%	<div><div></div></div>	1	2	4	0	0
Overvotes	0			0	0	0	0	0
Undervotes	0			0	0	0	0	0
Contest Totals	7			1	2	4	0	0

Trustee, Place 7 – Frisco ISD
Vote For 1

	TOTAL	VOTE %		Election Day	Early Voting	Ballots By Mail	Provision al	Limited Ballot
Melanie Barrios - Jones	2	28.57%	<div><div></div></div>	0	1	1	0	0
Keith Maddox	5	71.43%	<div><div></div></div>	1	1	3	0	0
Total Votes Cast	7	100.00%	<div><div></div></div>	1	2	4	0	0
Overvotes	0			0	0	0	0	0
Undervotes	0			0	0	0	0	0
Contest Totals	7			1	2	4	0	0

Summary Results Report
Joint General and Special Election
May 4, 2024

SOVC
FINAL
COLLIN COUNTY

PCT 177

City Council, Place 1 - City of Frisco

Vote For 1

	TOTAL	VOTE %		Election Day	Early Voting	Ballots By Mail	Provisional	Limited Ballot
Mark Piland	76	33.78%	<div><div></div></div>	26	45	4	1	0
John Keating	149	66.22%	<div><div></div></div>	29	106	13	1	0
Total Votes Cast	225	100.00%	<div><div></div></div>	55	151	17	2	0
Overvotes	0			0	0	0	0	0
Undervotes	16			5	9	2	0	0
Contest Totals	241			60	160	19	2	0

City Council, Place 3 - City of Frisco

Vote For 1

	TOTAL	VOTE %		Election Day	Early Voting	Ballots By Mail	Provisional	Limited Ballot
John Redmond	65	28.26%	<div><div></div></div>	19	38	6	2	0
Angelia Pelham	165	71.74%	<div><div></div></div>	35	119	11	0	0
Total Votes Cast	230	100.00%	<div><div></div></div>	54	157	17	2	0
Overvotes	0			0	0	0	0	0
Undervotes	11			6	3	2	0	0
Contest Totals	241			60	160	19	2	0

Proposition A - City of Frisco

Vote For 1

	TOTAL	VOTE %		Election Day	Early Voting	Ballots By Mail	Provisional	Limited Ballot
For the Proposition	72	30.38%	<div><div></div></div>	22	41	8	1	0
Against the Proposition	165	69.62%	<div><div></div></div>	38	115	11	1	0
Total Votes Cast	237	100.00%	<div><div></div></div>	60	156	19	2	0
Overvotes	0			0	0	0	0	0
Undervotes	4			0	4	0	0	0
Contest Totals	241			60	160	19	2	0

Proposition B - City of Frisco

Vote For 1

	TOTAL	VOTE %		Election Day	Early Voting	Ballots By Mail	Provisional	Limited Ballot
For the Proposition	67	28.27%	<div><div></div></div>	22	37	7	1	0
Against the Proposition	170	71.73%	<div><div></div></div>	37	120	12	1	0
Total Votes Cast	237	100.00%	<div><div></div></div>	59	157	19	2	0
Overvotes	0			0	0	0	0	0
Undervotes	4			1	3	0	0	0
Contest Totals	241			60	160	19	2	0

PCT 177

Trustee, Place 6 – Frisco ISD
Vote For 1

	TOTAL	VOTE %		Election Day	Early Voting	Ballots By Mail	Provision al	Limited Ballot
Fred Kaiser	116	61.38%	<div><div></div></div>	30	75	10	1	0
Sherrie Salas	73	38.62%	<div><div></div></div>	17	49	6	1	0
Total Votes Cast	189	100.00%	<div><div></div></div>	47	124	16	2	0
Overvotes	0			0	0	0	0	0
Undervotes	52			13	36	3	0	0
Contest Totals	241			60	160	19	2	0

Trustee, Place 7 – Frisco ISD
Vote For 1

	TOTAL	VOTE %		Election Day	Early Voting	Ballots By Mail	Provision al	Limited Ballot
Melanie Barrios - Jones	99	50.25%	<div><div></div></div>	25	65	9	0	0
Keith Maddox	98	49.75%	<div><div></div></div>	23	66	7	2	0
Total Votes Cast	197	100.00%	<div><div></div></div>	48	131	16	2	0
Overvotes	0			0	0	0	0	0
Undervotes	44			12	29	3	0	0
Contest Totals	241			60	160	19	2	0

PCT 178

School Board Trustee, Place 4 – Prosper ISD

Vote For 1	TOTAL	VOTE %		Election Day	Early Voting	Ballots By Mail	Provisional	Limited Ballot
Bill Beavers	118	79.19%	<div><div></div></div>	23	91	4	0	0
Lanford Rodgers	31	20.81%	<div><div></div></div>	10	20	1	0	0
Total Votes Cast	149	100.00%	<div><div></div></div>	33	111	5	0	0
Overvotes	0			0	0	0	0	0
Undervotes	3			1	1	1	0	0
Contest Totals	152			34	112	6	0	0

School Board Trustee, Place 7 – Prosper ISD

Vote For 1	TOTAL	VOTE %		Election Day	Early Voting	Ballots By Mail	Provisional	Limited Ballot
Kristin Meier	38	25.17%	<div><div></div></div>	13	23	2	0	0
David Webb	106	70.20%	<div><div></div></div>	20	82	4	0	0
Drew Wilborn	7	4.64%	<div><div></div></div>	1	6	0	0	0
Total Votes Cast	151	100.00%	<div><div></div></div>	34	111	6	0	0
Overvotes	0			0	0	0	0	0
Undervotes	1			0	1	0	0	0
Contest Totals	152			34	112	6	0	0

PCT 179

Proposition A – City of McKinney
Vote For 1

	TOTAL	VOTE %	Election Day	Early Voting	Ballots By Mail	Provision al	Limited Ballot
FOR	0		0	0	0	0	0
AGAINST	0		0	0	0	0	0
Total Votes Cast	0		0	0	0	0	0
Overvotes	0		0	0	0	0	0
Undervotes	0		0	0	0	0	0
Contest Totals	0		0	0	0	0	0

Proposition B – City of McKinney
Vote For 1

	TOTAL	VOTE %	Election Day	Early Voting	Ballots By Mail	Provision al	Limited Ballot
FOR	0		0	0	0	0	0
AGAINST	0		0	0	0	0	0
Total Votes Cast	0		0	0	0	0	0
Overvotes	0		0	0	0	0	0
Undervotes	0		0	0	0	0	0
Contest Totals	0		0	0	0	0	0

Proposition C – City of McKinney
Vote For 1

	TOTAL	VOTE %	Election Day	Early Voting	Ballots By Mail	Provision al	Limited Ballot
FOR	0		0	0	0	0	0
AGAINST	0		0	0	0	0	0
Total Votes Cast	0		0	0	0	0	0
Overvotes	0		0	0	0	0	0
Undervotes	0		0	0	0	0	0
Contest Totals	0		0	0	0	0	0

Proposition D – City of McKinney
Vote For 1

	TOTAL	VOTE %	Election Day	Early Voting	Ballots By Mail	Provision al	Limited Ballot
FOR	0		0	0	0	0	0
AGAINST	0		0	0	0	0	0
Total Votes Cast	0		0	0	0	0	0
Overvotes	0		0	0	0	0	0
Undervotes	0		0	0	0	0	0
Contest Totals	0		0	0	0	0	0

PCT 179

Proposition E – City of McKinney						
Vote For 1						
	TOTAL	VOTE %	Election Day	Early Voting	Ballots By Mail	Provision al Limited Ballot
FOR	0		0	0	0	0
AGAINST	0		0	0	0	0
Total Votes Cast	0		0	0	0	0
Overvotes	0		0	0	0	0
Undervotes	0		0	0	0	0
Contest Totals	0		0	0	0	0

PCT 180

Proposition A – City of McKinney

Vote For 1

	TOTAL	VOTE %		Election Day	Early Voting	Ballots By Mail	Provision al	Limited Ballot
FOR	76	59.38%	<div><div></div></div>	26	44	6	0	0
AGAINST	52	40.62%	<div><div></div></div>	14	32	6	0	0
Total Votes Cast	128	100.00%	<div><div></div></div>	40	76	12	0	0
Overvotes	0			0	0	0	0	0
Undervotes	4			0	4	0	0	0
Contest Totals	132			40	80	12	0	0

Proposition B – City of McKinney

Vote For 1

	TOTAL	VOTE %		Election Day	Early Voting	Ballots By Mail	Provision al	Limited Ballot
FOR	61	48.41%	<div><div></div></div>	20	33	8	0	0
AGAINST	65	51.59%	<div><div></div></div>	20	41	4	0	0
Total Votes Cast	126	100.00%	<div><div></div></div>	40	74	12	0	0
Overvotes	0			0	0	0	0	0
Undervotes	6			0	6	0	0	0
Contest Totals	132			40	80	12	0	0

Proposition C – City of McKinney

Vote For 1

	TOTAL	VOTE %		Election Day	Early Voting	Ballots By Mail	Provision al	Limited Ballot
FOR	60	47.62%	<div><div></div></div>	20	32	8	0	0
AGAINST	66	52.38%	<div><div></div></div>	19	43	4	0	0
Total Votes Cast	126	100.00%	<div><div></div></div>	39	75	12	0	0
Overvotes	0			0	0	0	0	0
Undervotes	6			1	5	0	0	0
Contest Totals	132			40	80	12	0	0

Proposition D – City of McKinney

Vote For 1

	TOTAL	VOTE %		Election Day	Early Voting	Ballots By Mail	Provision al	Limited Ballot
FOR	88	68.75%	<div><div></div></div>	27	50	11	0	0
AGAINST	40	31.25%	<div><div></div></div>	13	26	1	0	0
Total Votes Cast	128	100.00%	<div><div></div></div>	40	76	12	0	0
Overvotes	0			0	0	0	0	0
Undervotes	4			0	4	0	0	0
Contest Totals	132			40	80	12	0	0

PCT 180

Proposition E – City of McKinney

Vote For 1

	TOTAL	VOTE %		Election Day	Early Voting	Ballots By Mail	Provision al	Limited Ballot
FOR	88	69.29%	<div><div></div></div>	27	52	9	0	0
AGAINST	39	30.71%	<div><div></div></div>	13	23	3	0	0
Total Votes Cast	127	100.00%	<div><div></div></div>	40	75	12	0	0
Overvotes	0			0	0	0	0	0
Undervotes	5			0	5	0	0	0
Contest Totals	132			40	80	12	0	0

School Board Trustee, Place 4 – Prosper ISD

Vote For 1

	TOTAL	VOTE %		Election Day	Early Voting	Ballots By Mail	Provision al	Limited Ballot
Bill Beavers	73	72.28%	<div><div></div></div>	19	45	9	0	0
Lanford Rodgers	28	27.72%	<div><div></div></div>	9	16	3	0	0
Total Votes Cast	101	100.00%	<div><div></div></div>	28	61	12	0	0
Overvotes	0			0	0	0	0	0
Undervotes	37			13	22	2	0	0
Contest Totals	138			41	83	14	0	0

School Board Trustee, Place 7 – Prosper ISD

Vote For 1

	TOTAL	VOTE %		Election Day	Early Voting	Ballots By Mail	Provision al	Limited Ballot
Kristin Meier	32	31.37%	<div><div></div></div>	12	17	3	0	0
David Webb	57	55.88%	<div><div></div></div>	14	39	4	0	0
Drew Wilborn	13	12.75%	<div><div></div></div>	5	5	3	0	0
Total Votes Cast	102	100.00%	<div><div></div></div>	31	61	10	0	0
Overvotes	0			0	0	0	0	0
Undervotes	36			10	22	4	0	0
Contest Totals	138			41	83	14	0	0

Summary Results Report
Joint General and Special Election
May 4, 2024

SOVC
FINAL
COLLIN COUNTY

PCT 181

Mayor - City of Anna

Vote For 1

	TOTAL	VOTE %		Election Day	Early Voting	Ballots By Mail	Provisional	Limited Ballot
Pete Cain	122	52.36%	<div><div></div></div>	38	84	0	0	0
Randy Atchley	111	47.64%	<div><div></div></div>	26	84	1	0	0
Total Votes Cast	233	100.00%	<div><div></div></div>	64	168	1	0	0
Overvotes	0			0	0	0	0	0
Undervotes	14			5	9	0	0	0
Contest Totals	247			69	177	1	0	0

City Council, Place 1 - City of Anna

Vote For 1

	TOTAL	VOTE %		Election Day	Early Voting	Ballots By Mail	Provisional	Limited Ballot
Bryan Heath	84	38.53%	<div><div></div></div>	30	54	0	0	0
Kevin Toten	134	61.47%	<div><div></div></div>	26	108	0	0	0
Total Votes Cast	218	100.00%	<div><div></div></div>	56	162	0	0	0
Overvotes	0			0	0	0	0	0
Undervotes	29			13	15	1	0	0
Contest Totals	247			69	177	1	0	0

City Council, Place 2, Unexpired Term - City of Anna

Vote For 1

	TOTAL	VOTE %		Election Day	Early Voting	Ballots By Mail	Provisional	Limited Ballot
Jody Bills	103	47.69%	<div><div></div></div>	27	75	1	0	0
LaMarr Dillingham	17	7.87%	<div><div></div></div>	5	12	0	0	0
Todd Engels	96	44.44%	<div><div></div></div>	26	70	0	0	0
Total Votes Cast	216	100.00%	<div><div></div></div>	58	157	1	0	0
Overvotes	0			0	0	0	0	0
Undervotes	31			11	20	0	0	0
Contest Totals	247			69	177	1	0	0

City Council, Place 4, Unexpired Term - City of Anna

Vote For 1

	TOTAL	VOTE %		Election Day	Early Voting	Ballots By Mail	Provisional	Limited Ballot
Tom Longmire	50	22.12%	<div><div></div></div>	9	41	0	0	0
Kelly Herndon	106	46.90%	<div><div></div></div>	31	74	1	0	0
Bruce Norwood	70	30.97%	<div><div></div></div>	20	50	0	0	0
Total Votes Cast	226	100.00%	<div><div></div></div>	60	165	1	0	0
Overvotes	0			0	0	0	0	0
Undervotes	21			9	12	0	0	0
Contest Totals	247			69	177	1	0	0

Summary Results Report
Joint General and Special Election
May 4, 2024

SOVC
FINAL
COLLIN COUNTY

PCT 181

Board of Trustees, Place 2 – Anna ISD

Vote For 1

	TOTAL	VOTE %		Election Day	Early Voting	Ballots By Mail	Provision al	Limited Ballot
Jason Adams	215	100.00%	<div><div></div></div>	53	162	0	0	0
Total Votes Cast	215	100.00%	<div><div></div></div>	53	162	0	0	0
Overvotes	0			0	0	0	0	0
Undervotes	72			23	47	2	0	0
Contest Totals	287			76	209	2	0	0

Board of Trustees, Place 6 – Anna ISD

Vote For 1

	TOTAL	VOTE %		Election Day	Early Voting	Ballots By Mail	Provision al	Limited Ballot
Paul “Monty” Renfro	136	55.06%	<div><div></div><div></div></div>	32	104	0	0	0
Stephanie Dingle	111	44.94%	<div><div></div><div></div></div>	27	83	1	0	0
Total Votes Cast	247	100.00%	<div><div></div></div>	59	187	1	0	0
Overvotes	0			0	0	0	0	0
Undervotes	40			17	22	1	0	0
Contest Totals	287			76	209	2	0	0

Proposition A – Anna ISD

Vote For 1

	TOTAL	VOTE %		Election Day	Early Voting	Ballots By Mail	Provision al	Limited Ballot
FOR	123	43.01%	<div><div></div><div></div></div>	37	86	0	0	0
AGAINST	163	56.99%	<div><div></div><div></div></div>	39	122	2	0	0
Total Votes Cast	286	100.00%	<div><div></div></div>	76	208	2	0	0
Overvotes	0			0	0	0	0	0
Undervotes	1			0	1	0	0	0
Contest Totals	287			76	209	2	0	0

Summary Results Report
Joint General and Special Election
May 4, 2024

SOVC
FINAL
COLLIN COUNTY

PCT 182

Councilmember, Place No. 1 - City of Allen

Vote For 1

	TOTAL	VOTE %		Election Day	Early Voting	Ballots By Mail	Provisional	Limited Ballot
Mike Schaeffer	215	57.03%	<div><div></div></div>	59	145	11	0	0
Dave Scott	125	33.16%	<div><div></div></div>	35	84	6	0	0
Esrar Razvi	37	9.81%	<div><div></div></div>	13	23	1	0	0
Total Votes Cast	377	100.00%	<div><div></div></div>	107	252	18	0	0
Overvotes	0			0	0	0	0	0
Undervotes	7			3	4	0	0	0
Contest Totals	384			110	256	18	0	0

Councilmember, Place No. 3 - City of Allen

Vote For 1

	TOTAL	VOTE %		Election Day	Early Voting	Ballots By Mail	Provisional	Limited Ballot
Dave Cornette	151	39.95%	<div><div></div></div>	44	97	10	0	0
Ken Cook	183	48.41%	<div><div></div></div>	49	128	6	0	0
Saad Hamid	44	11.64%	<div><div></div></div>	15	27	2	0	0
Total Votes Cast	378	100.00%	<div><div></div></div>	108	252	18	0	0
Overvotes	0			0	0	0	0	0
Undervotes	6			2	4	0	0	0
Contest Totals	384			110	256	18	0	0

Councilmember, Place No. 5 - City of Allen

Vote For 1

	TOTAL	VOTE %		Election Day	Early Voting	Ballots By Mail	Provisional	Limited Ballot
Dave Shafer	145	38.67%	<div><div></div></div>	43	94	8	0	0
Zeeshan Naseh	35	9.33%	<div><div></div></div>	12	23	0	0	0
Walter Merrill	9	2.40%	<div><div></div></div>	2	4	3	0	0
Carl Clemencich	186	49.60%	<div><div></div></div>	52	129	5	0	0
Total Votes Cast	375	100.00%	<div><div></div></div>	109	250	16	0	0
Overvotes	0			0	0	0	0	0
Undervotes	9			1	6	2	0	0
Contest Totals	384			110	256	18	0	0

Board of Trustees, Place 1 – Allen ISD

Vote For 1

	TOTAL	VOTE %		Election Day	Early Voting	Ballots By Mail	Provisional	Limited Ballot
Sarah Mitchell	230	68.45%	<div><div></div></div>	56	162	12	0	0
Shanna Coulter	106	31.55%	<div><div></div></div>	34	69	3	0	0
Total Votes Cast	336	100.00%	<div><div></div></div>	90	231	15	0	0
Overvotes	0			0	0	0	0	0
Undervotes	48			20	25	3	0	0
Contest Totals	384			110	256	18	0	0

PCT 182

Board of Trustees, Place 2 – Allen ISD								
Vote For 1								
	TOTAL	VOTE %		Election Day	Early Voting	Ballots By Mail	Provisional	Limited Ballot
Veronica Yost	246	72.35%	<div><div></div></div>	67	165	14	0	0
Vatsa Ramanathan	94	27.65%	<div><div></div></div>	24	69	1	0	0
Total Votes Cast	340	100.00%	<div><div></div></div>	91	234	15	0	0
Overvotes	0			0	0	0	0	0
Undervotes	44			19	22	3	0	0
Contest Totals	384			110	256	18	0	0

Board of Trustees, Place 3 – Allen ISD								
Vote For 1								
	TOTAL	VOTE %		Election Day	Early Voting	Ballots By Mail	Provisional	Limited Ballot
Bill Pilcher	140	40.82%	<div><div></div></div>	45	91	4	0	0
John Holley	203	59.18%	<div><div></div></div>	50	142	11	0	0
Total Votes Cast	343	100.00%	<div><div></div></div>	95	233	15	0	0
Overvotes	0			0	0	0	0	0
Undervotes	41			15	23	3	0	0
Contest Totals	384			110	256	18	0	0

Summary Results Report
Joint General and Special Election
May 4, 2024

SOVC
FINAL
COLLIN COUNTY

PCT 183

Mayor - City of Anna

Vote For 1

	TOTAL	VOTE %	Election Day	Early Voting	Ballots By Mail	Provision al	Limited Ballot
Pete Cain	0		0	0	0	0	0
Randy Atchley	0		0	0	0	0	0
Total Votes Cast	0		0	0	0	0	0
Overvotes	0		0	0	0	0	0
Undervotes	0		0	0	0	0	0
Contest Totals	0		0	0	0	0	0

City Council, Place 1 - City of Anna

Vote For 1

	TOTAL	VOTE %	Election Day	Early Voting	Ballots By Mail	Provision al	Limited Ballot
Bryan Heath	0		0	0	0	0	0
Kevin Toten	0		0	0	0	0	0
Total Votes Cast	0		0	0	0	0	0
Overvotes	0		0	0	0	0	0
Undervotes	0		0	0	0	0	0
Contest Totals	0		0	0	0	0	0

City Council, Place 2, Unexpired Term - City of Anna

Vote For 1

	TOTAL	VOTE %	Election Day	Early Voting	Ballots By Mail	Provision al	Limited Ballot
Jody Bills	0		0	0	0	0	0
LaMarr Dillingham	0		0	0	0	0	0
Todd Engels	0		0	0	0	0	0
Total Votes Cast	0		0	0	0	0	0
Overvotes	0		0	0	0	0	0
Undervotes	0		0	0	0	0	0
Contest Totals	0		0	0	0	0	0

City Council, Place 4, Unexpired Term - City of Anna

Vote For 1

	TOTAL	VOTE %	Election Day	Early Voting	Ballots By Mail	Provision al	Limited Ballot
Tom Longmire	0		0	0	0	0	0
Kelly Herndon	0		0	0	0	0	0
Bruce Norwood	0		0	0	0	0	0
Total Votes Cast	0		0	0	0	0	0
Overvotes	0		0	0	0	0	0
Undervotes	0		0	0	0	0	0
Contest Totals	0		0	0	0	0	0

Summary Results Report
Joint General and Special Election
May 4, 2024

SOVC
FINAL
COLLIN COUNTY

PCT 183

Board of Trustees, Place 2 – Anna ISD

Vote For 1

	TOTAL	VOTE %		Election Day	Early Voting	Ballots By Mail	Provision al	Limited Ballot
Jason Adams	1	100.00%	<div></div>	0	1	0	0	0
Total Votes Cast	1	100.00%	<div></div>	0	1	0	0	0
Overvotes	0			0	0	0	0	0
Undervotes	2			0	1	1	0	0
Contest Totals	3			0	2	1	0	0

Board of Trustees, Place 6 – Anna ISD

Vote For 1

	TOTAL	VOTE %		Election Day	Early Voting	Ballots By Mail	Provision al	Limited Ballot
Paul “Monty” Renfro	1	100.00%	<div></div>	0	1	0	0	0
Stephanie Dingle	0	0.00%	<div></div>	0	0	0	0	0
Total Votes Cast	1	100.00%	<div></div>	0	1	0	0	0
Overvotes	0			0	0	0	0	0
Undervotes	2			0	1	1	0	0
Contest Totals	3			0	2	1	0	0

Proposition A – Anna ISD

Vote For 1

	TOTAL	VOTE %		Election Day	Early Voting	Ballots By Mail	Provision al	Limited Ballot
FOR	0	0.00%	<div></div>	0	0	0	0	0
AGAINST	3	100.00%	<div></div>	0	2	1	0	0
Total Votes Cast	3	100.00%	<div></div>	0	2	1	0	0
Overvotes	0			0	0	0	0	0
Undervotes	0			0	0	0	0	0
Contest Totals	3			0	2	1	0	0

Trustee, Place 1 – Blue Ridge ISD

Vote For 1

	TOTAL	VOTE %		Election Day	Early Voting	Ballots By Mail	Provision al	Limited Ballot
Lonnie Murphy	0			0	0	0	0	0
Scott Cessna	0			0	0	0	0	0
Total Votes Cast	0			0	0	0	0	0
Overvotes	0			0	0	0	0	0
Undervotes	0			0	0	0	0	0
Contest Totals	0			0	0	0	0	0

PCT 183

Trustee, Place 2 – Blue Ridge ISD						
Vote For 1						
	TOTAL	VOTE %	Election Day	Early Voting	Ballots By Mail	Provisional Limited Ballot
Matt Grier	0		0	0	0	0
Total Votes Cast	0		0	0	0	0
Overvotes	0		0	0	0	0
Undervotes	0		0	0	0	0
Contest Totals	0		0	0	0	0

Trustee, Place 5 – Blue Ridge ISD						
Vote For 1						
	TOTAL	VOTE %	Election Day	Early Voting	Ballots By Mail	Provisional Limited Ballot
Kevin Dauster	0		0	0	0	0
Total Votes Cast	0		0	0	0	0
Overvotes	0		0	0	0	0
Undervotes	0		0	0	0	0
Contest Totals	0		0	0	0	0

Summary Results Report
Joint General and Special Election
May 4, 2024

SOVC
FINAL
COLLIN COUNTY

PCT 184

City Council, Place 1 - City of Frisco

Vote For 1

	TOTAL	VOTE %		Election Day	Early Voting	Ballots By Mail	Provision al	Limited Ballot
Mark Piland	42	38.53%	<div><div></div></div>	16	25	1	0	0
John Keating	67	61.47%	<div><div></div></div>	20	42	5	0	0
Total Votes Cast	109	100.00%	<div><div></div></div>	36	67	6	0	0
Overvotes	0			0	0	0	0	0
Undervotes	12			2	6	4	0	0
Contest Totals	121			38	73	10	0	0

City Council, Place 3 - City of Frisco

Vote For 1

	TOTAL	VOTE %		Election Day	Early Voting	Ballots By Mail	Provision al	Limited Ballot
John Redmond	43	38.74%	<div><div></div></div>	18	22	3	0	0
Angelia Pelham	68	61.26%	<div><div></div></div>	17	47	4	0	0
Total Votes Cast	111	100.00%	<div><div></div></div>	35	69	7	0	0
Overvotes	0			0	0	0	0	0
Undervotes	10			3	4	3	0	0
Contest Totals	121			38	73	10	0	0

Proposition A - City of Frisco

Vote For 1

	TOTAL	VOTE %		Election Day	Early Voting	Ballots By Mail	Provision al	Limited Ballot
For the Proposition	60	50.00%	<div><div></div></div>	22	32	6	0	0
Against the Proposition	60	50.00%	<div><div></div></div>	16	40	4	0	0
Total Votes Cast	120	100.00%	<div><div></div></div>	38	72	10	0	0
Overvotes	0			0	0	0	0	0
Undervotes	1			0	1	0	0	0
Contest Totals	121			38	73	10	0	0

Proposition B - City of Frisco

Vote For 1

	TOTAL	VOTE %		Election Day	Early Voting	Ballots By Mail	Provision al	Limited Ballot
For the Proposition	58	47.93%	<div><div></div></div>	22	30	6	0	0
Against the Proposition	63	52.07%	<div><div></div></div>	16	43	4	0	0
Total Votes Cast	121	100.00%	<div><div></div></div>	38	73	10	0	0
Overvotes	0			0	0	0	0	0
Undervotes	0			0	0	0	0	0
Contest Totals	121			38	73	10	0	0

PCT 184

Trustee, Place 6 – Frisco ISD
Vote For 1

	TOTAL	VOTE %		Election Day	Early Voting	Ballots By Mail	Provision al	Limited Ballot
Fred Kaiser	53	50.96%	<div><div></div></div>	22	29	2	0	0
Sherrie Salas	51	49.04%	<div><div></div></div>	13	33	5	0	0
Total Votes Cast	104	100.00%	<div><div></div></div>	35	62	7	0	0
Overvotes	0			0	0	0	0	0
Undervotes	17			3	11	3	0	0
Contest Totals	121			38	73	10	0	0

Trustee, Place 7 – Frisco ISD
Vote For 1

	TOTAL	VOTE %		Election Day	Early Voting	Ballots By Mail	Provision al	Limited Ballot
Melanie Barrios - Jones	31	31.63%	<div><div></div></div>	9	17	5	0	0
Keith Maddox	67	68.37%	<div><div></div></div>	26	39	2	0	0
Total Votes Cast	98	100.00%	<div><div></div></div>	35	56	7	0	0
Overvotes	0			0	0	0	0	0
Undervotes	23			3	17	3	0	0
Contest Totals	121			38	73	10	0	0

Summary Results Report
Joint General and Special Election
May 4, 2024

SOVC
FINAL
COLLIN COUNTY

PCT 185

Board of Trustees, Place 2 – Anna ISD

Vote For 1

	TOTAL	VOTE %	Election Day	Early Voting	Ballots By Mail	Provision al	Limited Ballot
Jason Adams	0		0	0	0	0	0
Total Votes Cast	0		0	0	0	0	0
Overvotes	0		0	0	0	0	0
Undervotes	0		0	0	0	0	0
Contest Totals	0		0	0	0	0	0

Board of Trustees, Place 6 – Anna ISD

Vote For 1

	TOTAL	VOTE %	Election Day	Early Voting	Ballots By Mail	Provision al	Limited Ballot
Paul “Monty” Renfro	0		0	0	0	0	0
Stephanie Dingle	0		0	0	0	0	0
Total Votes Cast	0		0	0	0	0	0
Overvotes	0		0	0	0	0	0
Undervotes	0		0	0	0	0	0
Contest Totals	0		0	0	0	0	0

Proposition A – Anna ISD

Vote For 1

	TOTAL	VOTE %	Election Day	Early Voting	Ballots By Mail	Provision al	Limited Ballot
FOR	0		0	0	0	0	0
AGAINST	0		0	0	0	0	0
Total Votes Cast	0		0	0	0	0	0
Overvotes	0		0	0	0	0	0
Undervotes	0		0	0	0	0	0
Contest Totals	0		0	0	0	0	0

Trustee, Place 1 – Blue Ridge ISD

Vote For 1

	TOTAL	VOTE %	Election Day	Early Voting	Ballots By Mail	Provision al	Limited Ballot
Lonnie Murphy	2	100.00% <div><div></div></div>	0	2	0	0	0
Scott Cessna	0	0.00% <div><div></div></div>	0	0	0	0	0
Total Votes Cast	2	100.00% <div><div></div></div>	0	2	0	0	0
Overvotes	0		0	0	0	0	0
Undervotes	0		0	0	0	0	0
Contest Totals	2		0	2	0	0	0

PCT 185

Trustee, Place 2 – Blue Ridge ISD
Vote For 1

	TOTAL	VOTE %		Election Day	Early Voting	Ballots By Mail	Provision al	Limited Ballot
Matt Grier	2	100.00%	<div></div>	0	2	0	0	0
Total Votes Cast	2	100.00%	<div></div>	0	2	0	0	0
Overvotes	0			0	0	0	0	0
Undervotes	0			0	0	0	0	0
Contest Totals	2			0	2	0	0	0

Trustee, Place 5 – Blue Ridge ISD
Vote For 1

	TOTAL	VOTE %		Election Day	Early Voting	Ballots By Mail	Provision al	Limited Ballot
Kevin Dauster	2	100.00%	<div></div>	0	2	0	0	0
Total Votes Cast	2	100.00%	<div></div>	0	2	0	0	0
Overvotes	0			0	0	0	0	0
Undervotes	0			0	0	0	0	0
Contest Totals	2			0	2	0	0	0

PCT 186

Trustee, Place 1 – Blue Ridge ISD
Vote For 1

	TOTAL	VOTE %		Election Day	Early Voting	Ballots By Mail	Provision al	Limited Ballot
Lonnie Murphy	1	100.00%	<div></div>	0	0	1	0	0
Scott Cessna	0	0.00%	<div></div>	0	0	0	0	0
Total Votes Cast	1	100.00%	<div></div>	0	0	1	0	0
Overvotes	0			0	0	0	0	0
Undervotes	0			0	0	0	0	0
Contest Totals	1			0	0	1	0	0

Trustee, Place 2 – Blue Ridge ISD
Vote For 1

	TOTAL	VOTE %		Election Day	Early Voting	Ballots By Mail	Provision al	Limited Ballot
Matt Grier	1	100.00%	<div></div>	0	0	1	0	0
Total Votes Cast	1	100.00%	<div></div>	0	0	1	0	0
Overvotes	0			0	0	0	0	0
Undervotes	0			0	0	0	0	0
Contest Totals	1			0	0	1	0	0

Trustee, Place 5 – Blue Ridge ISD
Vote For 1

	TOTAL	VOTE %		Election Day	Early Voting	Ballots By Mail	Provision al	Limited Ballot
Kevin Dauster	1	100.00%	<div></div>	0	0	1	0	0
Total Votes Cast	1	100.00%	<div></div>	0	0	1	0	0
Overvotes	0			0	0	0	0	0
Undervotes	0			0	0	0	0	0
Contest Totals	1			0	0	1	0	0

Summary Results Report
Joint General and Special Election
May 4, 2024

SOVC
FINAL
COLLIN COUNTY

PCT 187

Trustee, Place 1 – Blue Ridge ISD

Vote For 1

	TOTAL	VOTE %		Election Day	Early Voting	Ballots By Mail	Provision al	Limited Ballot
Lonnie Murphy	7	46.67%	<div><div></div></div>	5	2	0	0	0
Scott Cessna	8	53.33%	<div><div></div></div>	2	6	0	0	0
Total Votes Cast	15	100.00%	<div><div></div></div>	7	8	0	0	0
Overvotes	0			0	0	0	0	0
Undervotes	2			0	2	0	0	0
Contest Totals	17			7	10	0	0	0

Trustee, Place 2 – Blue Ridge ISD

Vote For 1

	TOTAL	VOTE %		Election Day	Early Voting	Ballots By Mail	Provision al	Limited Ballot
Matt Grier	13	100.00%	<div><div></div></div>	7	6	0	0	0
Total Votes Cast	13	100.00%	<div><div></div></div>	7	6	0	0	0
Overvotes	0			0	0	0	0	0
Undervotes	4			0	4	0	0	0
Contest Totals	17			7	10	0	0	0

Trustee, Place 5 – Blue Ridge ISD

Vote For 1

	TOTAL	VOTE %		Election Day	Early Voting	Ballots By Mail	Provision al	Limited Ballot
Kevin Dauster	13	100.00%	<div><div></div></div>	7	6	0	0	0
Total Votes Cast	13	100.00%	<div><div></div></div>	7	6	0	0	0
Overvotes	0			0	0	0	0	0
Undervotes	4			0	4	0	0	0
Contest Totals	17			7	10	0	0	0

Proposition A – Farmersville ISD

Vote For 1

	TOTAL	VOTE %		Election Day	Early Voting	Ballots By Mail	Provision al	Limited Ballot
FOR	2	100.00%	<div><div></div></div>	0	2	0	0	0
AGAINST	0	0.00%	<div><div></div></div>	0	0	0	0	0
Total Votes Cast	2	100.00%	<div><div></div></div>	0	2	0	0	0
Overvotes	0			0	0	0	0	0
Undervotes	0			0	0	0	0	0
Contest Totals	2			0	2	0	0	0

PCT 188

Mayor - City of Anna
Vote For 1

	TOTAL	VOTE %	Election Day	Early Voting	Ballots By Mail	Provision al	Limited Ballot
Pete Cain	0		0	0	0	0	0
Randy Atchley	0		0	0	0	0	0
Total Votes Cast	0		0	0	0	0	0
Overvotes	0		0	0	0	0	0
Undervotes	0		0	0	0	0	0
Contest Totals	0		0	0	0	0	0

City Council, Place 1 - City of Anna
Vote For 1

	TOTAL	VOTE %	Election Day	Early Voting	Ballots By Mail	Provision al	Limited Ballot
Bryan Heath	0		0	0	0	0	0
Kevin Toten	0		0	0	0	0	0
Total Votes Cast	0		0	0	0	0	0
Overvotes	0		0	0	0	0	0
Undervotes	0		0	0	0	0	0
Contest Totals	0		0	0	0	0	0

City Council, Place 2, Unexpired Term - City of Anna
Vote For 1

	TOTAL	VOTE %	Election Day	Early Voting	Ballots By Mail	Provision al	Limited Ballot
Jody Bills	0		0	0	0	0	0
LaMarr Dillingham	0		0	0	0	0	0
Todd Engels	0		0	0	0	0	0
Total Votes Cast	0		0	0	0	0	0
Overvotes	0		0	0	0	0	0
Undervotes	0		0	0	0	0	0
Contest Totals	0		0	0	0	0	0

City Council, Place 4, Unexpired Term - City of Anna
Vote For 1

	TOTAL	VOTE %	Election Day	Early Voting	Ballots By Mail	Provision al	Limited Ballot
Tom Longmire	0		0	0	0	0	0
Kelly Herndon	0		0	0	0	0	0
Bruce Norwood	0		0	0	0	0	0
Total Votes Cast	0		0	0	0	0	0
Overvotes	0		0	0	0	0	0
Undervotes	0		0	0	0	0	0
Contest Totals	0		0	0	0	0	0

Summary Results Report
Joint General and Special Election
May 4, 2024

SOVC
FINAL
COLLIN COUNTY

PCT 188

City Council, Place 1 - City of Melissa

Vote For 1

	TOTAL	VOTE %	Election Day	Early Voting	Ballots By Mail	Provision al	Limited Ballot
Shannon Sweat	0		0	0	0	0	0
Preston Taylor	0		0	0	0	0	0
Total Votes Cast	0		0	0	0	0	0
Overvotes	0		0	0	0	0	0
Undervotes	0		0	0	0	0	0
Contest Totals	0		0	0	0	0	0

City Council, Place 3 - City of Melissa

Vote For 1

	TOTAL	VOTE %	Election Day	Early Voting	Ballots By Mail	Provision al	Limited Ballot
Emeka Eluka	0		0	0	0	0	0
Dana Conklin	0		0	0	0	0	0
Total Votes Cast	0		0	0	0	0	0
Overvotes	0		0	0	0	0	0
Undervotes	0		0	0	0	0	0
Contest Totals	0		0	0	0	0	0

Proposition A – City of Melissa

Vote For 1

	TOTAL	VOTE %	Election Day	Early Voting	Ballots By Mail	Provision al	Limited Ballot
FOR	0		0	0	0	0	0
AGAINST	0		0	0	0	0	0
Total Votes Cast	0		0	0	0	0	0
Overvotes	0		0	0	0	0	0
Undervotes	0		0	0	0	0	0
Contest Totals	0		0	0	0	0	0

Proposition B – City of Melissa

Vote For 1

	TOTAL	VOTE %	Election Day	Early Voting	Ballots By Mail	Provision al	Limited Ballot
FOR	0		0	0	0	0	0
AGAINST	0		0	0	0	0	0
Total Votes Cast	0		0	0	0	0	0
Overvotes	0		0	0	0	0	0
Undervotes	0		0	0	0	0	0
Contest Totals	0		0	0	0	0	0

Summary Results Report
Joint General and Special Election
May 4, 2024

SOVC
FINAL
COLLIN COUNTY

PCT 188

Proposition C – City of Melissa

Vote For 1

	TOTAL	VOTE %	Election Day	Early Voting	Ballots By Mail	Provision al	Limited Ballot
FOR	0		0	0	0	0	0
AGAINST	0		0	0	0	0	0
Total Votes Cast	0		0	0	0	0	0
Overvotes	0		0	0	0	0	0
Undervotes	0		0	0	0	0	0
Contest Totals	0		0	0	0	0	0

Board of Trustees, Place 2 – Anna ISD

Vote For 1

	TOTAL	VOTE %	Election Day	Early Voting	Ballots By Mail	Provision al	Limited Ballot
Jason Adams	3	100.00% <div><div></div></div>	0	3	0	0	0
Total Votes Cast	3	100.00% <div><div></div></div>	0	3	0	0	0
Overvotes	0		0	0	0	0	0
Undervotes	0		0	0	0	0	0
Contest Totals	3		0	3	0	0	0

Board of Trustees, Place 6 – Anna ISD

Vote For 1

	TOTAL	VOTE %	Election Day	Early Voting	Ballots By Mail	Provision al	Limited Ballot
Paul “Monty” Renfro	2	100.00% <div><div></div></div>	0	2	0	0	0
Stephanie Dingle	0	0.00% <div><div></div></div>	0	0	0	0	0
Total Votes Cast	2	100.00% <div><div></div></div>	0	2	0	0	0
Overvotes	0		0	0	0	0	0
Undervotes	1		0	1	0	0	0
Contest Totals	3		0	3	0	0	0

Proposition A – Anna ISD

Vote For 1

	TOTAL	VOTE %	Election Day	Early Voting	Ballots By Mail	Provision al	Limited Ballot
FOR	0	0.00% <div><div></div></div>	0	0	0	0	0
AGAINST	3	100.00% <div><div></div></div>	0	3	0	0	0
Total Votes Cast	3	100.00% <div><div></div></div>	0	3	0	0	0
Overvotes	0		0	0	0	0	0
Undervotes	0		0	0	0	0	0
Contest Totals	3		0	3	0	0	0

Summary Results Report
Joint General and Special Election
May 4, 2024

SOVC
FINAL
COLLIN COUNTY

PCT 188

Trustee, Place 1 – Blue Ridge ISD

Vote For 1

	TOTAL	VOTE %	Election Day	Early Voting	Ballots By Mail	Provision al	Limited Ballot
Lonnie Murphy	0		0	0	0	0	0
Scott Cessna	0		0	0	0	0	0
Total Votes Cast	0		0	0	0	0	0
Overvotes	0		0	0	0	0	0
Undervotes	0		0	0	0	0	0
Contest Totals	0		0	0	0	0	0

Trustee, Place 2 – Blue Ridge ISD

Vote For 1

	TOTAL	VOTE %	Election Day	Early Voting	Ballots By Mail	Provision al	Limited Ballot
Matt Grier	0		0	0	0	0	0
Total Votes Cast	0		0	0	0	0	0
Overvotes	0		0	0	0	0	0
Undervotes	0		0	0	0	0	0
Contest Totals	0		0	0	0	0	0

Trustee, Place 5 – Blue Ridge ISD

Vote For 1

	TOTAL	VOTE %	Election Day	Early Voting	Ballots By Mail	Provision al	Limited Ballot
Kevin Dauster	0		0	0	0	0	0
Total Votes Cast	0		0	0	0	0	0
Overvotes	0		0	0	0	0	0
Undervotes	0		0	0	0	0	0
Contest Totals	0		0	0	0	0	0

PCT 189

Proposition A – Farmersville ISD
Vote For 1

	TOTAL	VOTE %		Election Day	Early Voting	Ballots By Mail	Provision al	Limited Ballot
FOR	83	69.75%	<div><div></div></div>	23	60	0	0	0
AGAINST	36	30.25%	<div><div></div></div>	19	17	0	0	0
Total Votes Cast	119	100.00%	<div><div></div></div>	42	77	0	0	0
Overvotes	0			0	0	0	0	0
Undervotes	0			0	0	0	0	0
Contest Totals	119			42	77	0	0	0

PCT 190

Proposition A – Farmersville ISD
Vote For 1

	TOTAL	VOTE %		Election Day	Early Voting	Ballots By Mail	Provision al	Limited Ballot
FOR	6	60.00%	<div><div></div></div>	2	4	0	0	0
AGAINST	4	40.00%	<div><div></div></div>	0	4	0	0	0
Total Votes Cast	10	100.00%	<div><div></div></div>	2	8	0	0	0
Overvotes	0			0	0	0	0	0
Undervotes	0			0	0	0	0	0
Contest Totals	10			2	8	0	0	0

Board of Directors – Caddo Basin SUD
Vote For 4

	TOTAL	VOTE %		Election Day	Early Voting	Ballots By Mail	Provision al	Limited Ballot
Kenneth Pendergrass	0			0	0	0	0	0
Elwood Jones	0			0	0	0	0	0
Jerry Leinart	0			0	0	0	0	0
James C (Charlie) Patterson	0			0	0	0	0	0
Tommy Ellison	0			0	0	0	0	0
Total Votes Cast	0			0	0	0	0	0
Overvotes	0			0	0	0	0	0
Undervotes	0			0	0	0	0	0
Contest Totals	0			0	0	0	0	0

Summary Results Report
Joint General and Special Election
May 4, 2024

SOVC
FINAL
COLLIN COUNTY

PCT 192

Proposition A – City of Nevada

Vote For 1

	TOTAL	VOTE %		Election Day	Early Voting	Ballots By Mail	Provisional	Limited Ballot
FOR	1	100.00%	<div><div></div></div>	1	0	0	0	0
AGAINST	0	0.00%	<div><div></div></div>	0	0	0	0	0
Total Votes Cast	1	100.00%	<div><div></div></div>	1	0	0	0	0
Overvotes	0			0	0	0	0	0
Undervotes	0			0	0	0	0	0
Contest Totals	1			1	0	0	0	0

Trustee, Place 2 – Community ISD

Vote For 1

	TOTAL	VOTE %		Election Day	Early Voting	Ballots By Mail	Provisional	Limited Ballot
Jessica R Foster	18	48.65%	<div><div></div></div>	3	7	8	0	0
Kris Zilberstein	19	51.35%	<div><div></div></div>	5	10	4	0	0
Total Votes Cast	37	100.00%	<div><div></div></div>	8	17	12	0	0
Overvotes	0			0	0	0	0	0
Undervotes	3			2	1	0	0	0
Contest Totals	40			10	18	12	0	0

Trustee, Place 7 – Community ISD

Vote For 1

	TOTAL	VOTE %		Election Day	Early Voting	Ballots By Mail	Provisional	Limited Ballot
Joshua Saenz	36	100.00%	<div><div></div></div>	8	16	12	0	0
Total Votes Cast	36	100.00%	<div><div></div></div>	8	16	12	0	0
Overvotes	0			0	0	0	0	0
Undervotes	4			2	2	0	0	0
Contest Totals	40			10	18	12	0	0

Board of Directors – Caddo Basin SUD

Vote For 4

	TOTAL	VOTE %		Election Day	Early Voting	Ballots By Mail	Provisional	Limited Ballot
Kenneth Pendergrass	4	17.39%	<div><div></div></div>	0	4	0	0	0
Elwood Jones	4	17.39%	<div><div></div></div>	0	3	1	0	0
Jerry Leinart	6	26.09%	<div><div></div></div>	1	4	1	0	0
James C (Charlie) Patterson	4	17.39%	<div><div></div></div>	0	3	1	0	0
Tommy Ellison	5	21.74%	<div><div></div></div>	0	4	1	0	0
Total Votes Cast	23	100.00%	<div><div></div></div>	1	18	4	0	0
Overvotes	0			0	0	0	0	0
Undervotes	25			7	18	0	0	0
Contest Totals	48			8	36	4	0	0

PCT 193

Trustee, Place 2 – Community ISD
Vote For 1

	TOTAL	VOTE %		Election Day	Early Voting	Ballots By Mail	Provision al	Limited Ballot
Jessica R Foster	4	80.00%	<div><div></div></div>	2	2	0	0	0
Kris Zilberstein	1	20.00%	<div><div></div></div>	0	1	0	0	0
Total Votes Cast	5	100.00%	<div><div></div></div>	2	3	0	0	0
Overvotes	0			0	0	0	0	0
Undervotes	0			0	0	0	0	0
Contest Totals	5			2	3	0	0	0

Trustee, Place 7 – Community ISD
Vote For 1

	TOTAL	VOTE %		Election Day	Early Voting	Ballots By Mail	Provision al	Limited Ballot
Joshua Saenz	4	100.00%	<div><div></div></div>	2	2	0	0	0
Total Votes Cast	4	100.00%	<div><div></div></div>	2	2	0	0	0
Overvotes	0			0	0	0	0	0
Undervotes	1			0	1	0	0	0
Contest Totals	5			2	3	0	0	0

Proposition A – Farmersville ISD
Vote For 1

	TOTAL	VOTE %		Election Day	Early Voting	Ballots By Mail	Provision al	Limited Ballot
FOR	2	100.00%	<div><div></div></div>	0	2	0	0	0
AGAINST	0	0.00%	<div><div></div></div>	0	0	0	0	0
Total Votes Cast	2	100.00%	<div><div></div></div>	0	2	0	0	0
Overvotes	0			0	0	0	0	0
Undervotes	0			0	0	0	0	0
Contest Totals	2			0	2	0	0	0

PCT 194

Trustee, Place 2 – Community ISD

Vote For 1	TOTAL	VOTE %	Election Day	Early Voting	Ballots By Mail	Provision al	Limited Ballot
Jessica R Foster	0		0	0	0	0	0
Kris Zilberstein	0		0	0	0	0	0
Total Votes Cast	0		0	0	0	0	0
Overvotes	0		0	0	0	0	0
Undervotes	0		0	0	0	0	0
Contest Totals	0		0	0	0	0	0

Trustee, Place 7 – Community ISD

Vote For 1	TOTAL	VOTE %	Election Day	Early Voting	Ballots By Mail	Provision al	Limited Ballot
Joshua Saenz	0		0	0	0	0	0
Total Votes Cast	0		0	0	0	0	0
Overvotes	0		0	0	0	0	0
Undervotes	0		0	0	0	0	0
Contest Totals	0		0	0	0	0	0

Summary Results Report
Joint General and Special Election
May 4, 2024

SOVC
FINAL
COLLIN COUNTY

PCT 195

Mayor – Town of St. Paul

Vote For 1

	TOTAL	VOTE %		Election Day	Early Voting	Ballots By Mail	Provision al	Limited Ballot
Kent Swaner	142	77.60%	<div><div></div></div>	36	97	9	0	0
David Thomas Gensler	41	22.40%	<div><div></div></div>	8	31	2	0	0
Total Votes Cast	183	100.00%	<div><div></div></div>	44	128	11	0	0
Overvotes	0			0	0	0	0	0
Undervotes	2			0	2	0	0	0
Contest Totals	185			44	130	11	0	0

Alderman, Place 3 – Town of St. Paul

Vote For 1

	TOTAL	VOTE %		Election Day	Early Voting	Ballots By Mail	Provision al	Limited Ballot
John Crowe	48	26.67%	<div><div></div></div>	11	32	5	0	0
Justin Graham	132	73.33%	<div><div></div></div>	32	96	4	0	0
Total Votes Cast	180	100.00%	<div><div></div></div>	43	128	9	0	0
Overvotes	0			0	0	0	0	0
Undervotes	5			1	2	2	0	0
Contest Totals	185			44	130	11	0	0

Alderman, Place 5 – Town of St. Paul

Vote For 1

	TOTAL	VOTE %		Election Day	Early Voting	Ballots By Mail	Provision al	Limited Ballot
Robert Simmons	126	100.00%	<div><div></div></div>	34	86	6	0	0
Total Votes Cast	126	100.00%	<div><div></div></div>	34	86	6	0	0
Overvotes	0			0	0	0	0	0
Undervotes	59			10	44	5	0	0
Contest Totals	185			44	130	11	0	0

Councilmember, Place 2 – City of Wylie

Vote For 1

	TOTAL	VOTE %		Election Day	Early Voting	Ballots By Mail	Provision al	Limited Ballot
Ahmed Abdelghani	0	0.00%	<div><div></div></div>	0	0	0	0	0
Dave Strang	1	100.00%	<div><div></div></div>	0	1	0	0	0
Total Votes Cast	1	100.00%	<div><div></div></div>	0	1	0	0	0
Overvotes	0			0	0	0	0	0
Undervotes	0			0	0	0	0	0
Contest Totals	1			0	1	0	0	0

PCT 195

Councilmember, Place 4 – City of Wylie								
Vote For 1								
	TOTAL	VOTE %		Election Day	Early Voting	Ballots By Mail	Provision al	Limited Ballot
Danish Aftab	0	0.00%		0	0	0	0	0
Scott Williams	1	100.00%		0	1	0	0	0
Total Votes Cast	1	100.00%		0	1	0	0	0
Overvotes	0			0	0	0	0	0
Undervotes	0			0	0	0	0	0
Contest Totals	1			0	1	0	0	0

Summary Results Report
Joint General and Special Election
May 4, 2024

SOVC
FINAL
COLLIN COUNTY

PCT 196

Mayor - City of Parker

Vote For 1

	TOTAL	VOTE %		Election Day	Early Voting	Ballots By Mail	Provision al	Limited Ballot
Lee Pettie	2	100.00%	<div><div></div></div>	0	2	0	0	0
Total Votes Cast	2	100.00%	<div><div></div></div>	0	2	0	0	0
Overvotes	0			0	0	0	0	0
Undervotes	0			0	0	0	0	0
Contest Totals	2			0	2	0	0	0

Councilmember-At-Large - City of Parker

Vote For 2

	TOTAL	VOTE %		Election Day	Early Voting	Ballots By Mail	Provision al	Limited Ballot
Dawn R. Hedlund	1	33.33%	<div><div></div></div>	0	1	0	0	0
Buddy Pilgrim	2	66.67%	<div><div></div></div>	0	2	0	0	0
Randy Kercho	0	0.00%	<div><div></div></div>	0	0	0	0	0
Aubree Marino	0	0.00%	<div><div></div></div>	0	0	0	0	0
Total Votes Cast	3	100.00%	<div><div></div></div>	0	3	0	0	0
Overvotes	0			0	0	0	0	0
Undervotes	1			0	1	0	0	0
Contest Totals	4			0	4	0	0	0

Councilmember, Place 2 – City of Wylie

Vote For 1

	TOTAL	VOTE %		Election Day	Early Voting	Ballots By Mail	Provision al	Limited Ballot
Ahmed Abdelghani	45	32.37%	<div><div></div></div>	16	29	0	0	0
Dave Strang	94	67.63%	<div><div></div></div>	41	51	2	0	0
Total Votes Cast	139	100.00%	<div><div></div></div>	57	80	2	0	0
Overvotes	0			0	0	0	0	0
Undervotes	0			0	0	0	0	0
Contest Totals	139			57	80	2	0	0

Councilmember, Place 4 – City of Wylie

Vote For 1

	TOTAL	VOTE %		Election Day	Early Voting	Ballots By Mail	Provision al	Limited Ballot
Danish Aftab	40	29.41%	<div><div></div></div>	15	25	0	0	0
Scott Williams	96	70.59%	<div><div></div></div>	42	52	2	0	0
Total Votes Cast	136	100.00%	<div><div></div></div>	57	77	2	0	0
Overvotes	0			0	0	0	0	0
Undervotes	3			0	3	0	0	0
Contest Totals	139			57	80	2	0	0

PCT 198

Proposition A – Farmersville ISD
Vote For 1

	TOTAL	VOTE %		Election Day	Early Voting	Ballots By Mail	Provision al	Limited Ballot
FOR	5	83.33%	<div><div></div></div>	2	1	2	0	0
AGAINST	1	16.67%	<div><div></div></div>	1	0	0	0	0
Total Votes Cast	6	100.00%	<div><div></div></div>	3	1	2	0	0
Overvotes	0			0	0	0	0	0
Undervotes	0			0	0	0	0	0
Contest Totals	6			3	1	2	0	0

PCT 199

School Board Trustee, Place 4 – Prosper ISD

Vote For 1	TOTAL	VOTE %		Election Day	Early Voting	Ballots By Mail	Provisional	Limited Ballot
Bill Beavers	197	84.55%	<div><div></div></div>	23	171	3	0	0
Lanford Rodgers	36	15.45%	<div><div></div></div>	12	22	2	0	0
Total Votes Cast	233	100.00%	<div><div></div></div>	35	193	5	0	0
Overvotes	0			0	0	0	0	0
Undervotes	14			0	14	0	0	0
Contest Totals	247			35	207	5	0	0

School Board Trustee, Place 7 – Prosper ISD

Vote For 1	TOTAL	VOTE %		Election Day	Early Voting	Ballots By Mail	Provisional	Limited Ballot
Kristin Meier	40	16.19%	<div><div></div></div>	8	28	4	0	0
David Webb	201	81.38%	<div><div></div></div>	27	173	1	0	0
Drew Wilborn	6	2.43%	<div><div></div></div>	0	6	0	0	0
Total Votes Cast	247	100.00%	<div><div></div></div>	35	207	5	0	0
Overvotes	0			0	0	0	0	0
Undervotes	0			0	0	0	0	0
Contest Totals	247			35	207	5	0	0

PCT 200

City Council, Place 1 - City of Melissa

Vote For 1

	TOTAL	VOTE %		Election Day	Early Voting	Ballots By Mail	Provision al	Limited Ballot
Shannon Sweat	46	35.94%	<div><div></div></div>	14	26	6	0	0
Preston Taylor	82	64.06%	<div><div></div></div>	33	47	2	0	0
Total Votes Cast	128	100.00%	<div><div></div></div>	47	73	8	0	0
Overvotes	0			0	0	0	0	0
Undervotes	3			0	3	0	0	0
Contest Totals	131			47	76	8	0	0

City Council, Place 3 - City of Melissa

Vote For 1

	TOTAL	VOTE %		Election Day	Early Voting	Ballots By Mail	Provision al	Limited Ballot
Emeka Eluka	45	34.62%	<div><div></div></div>	16	29	0	0	0
Dana Conklin	85	65.38%	<div><div></div></div>	31	46	8	0	0
Total Votes Cast	130	100.00%	<div><div></div></div>	47	75	8	0	0
Overvotes	0			0	0	0	0	0
Undervotes	1			0	1	0	0	0
Contest Totals	131			47	76	8	0	0

Proposition A - City of Melissa

Vote For 1

	TOTAL	VOTE %		Election Day	Early Voting	Ballots By Mail	Provision al	Limited Ballot
FOR	108	84.38%	<div><div></div></div>	39	62	7	0	0
AGAINST	20	15.62%	<div><div></div></div>	8	11	1	0	0
Total Votes Cast	128	100.00%	<div><div></div></div>	47	73	8	0	0
Overvotes	0			0	0	0	0	0
Undervotes	3			0	3	0	0	0
Contest Totals	131			47	76	8	0	0

Proposition B - City of Melissa

Vote For 1

	TOTAL	VOTE %		Election Day	Early Voting	Ballots By Mail	Provision al	Limited Ballot
FOR	110	86.61%	<div><div></div></div>	41	62	7	0	0
AGAINST	17	13.39%	<div><div></div></div>	5	11	1	0	0
Total Votes Cast	127	100.00%	<div><div></div></div>	46	73	8	0	0
Overvotes	0			0	0	0	0	0
Undervotes	4			1	3	0	0	0
Contest Totals	131			47	76	8	0	0

PCT 200

Proposition C – City of Melissa
Vote For 1

	TOTAL	VOTE %		Election Day	Early Voting	Ballots By Mail	Provision al	Limited Ballot
FOR	51	40.48%	<div><div></div></div>	18	29	4	0	0
AGAINST	75	59.52%	<div><div></div></div>	28	45	2	0	0
Total Votes Cast	126	100.00%	<div><div></div></div>	46	74	6	0	0
Overvotes	0			0	0	0	0	0
Undervotes	5			1	2	2	0	0
Contest Totals	131			47	76	8	0	0

Summary Results Report
Joint General and Special Election
May 4, 2024

SOVC
FINAL
COLLIN COUNTY

PCT 203

Proposition A – City of McKinney

Vote For 1

	TOTAL	VOTE %		Election Day	Early Voting	Ballots By Mail	Provision al	Limited Ballot
FOR	146	61.09%	<div><div></div></div>	41	95	10	0	0
AGAINST	93	38.91%	<div><div></div></div>	19	60	14	0	0
Total Votes Cast	239	100.00%	<div><div></div></div>	60	155	24	0	0
Overvotes	0			0	0	0	0	0
Undervotes	1			0	1	0	0	0
Contest Totals	240			60	156	24	0	0

Proposition B – City of McKinney

Vote For 1

	TOTAL	VOTE %		Election Day	Early Voting	Ballots By Mail	Provision al	Limited Ballot
FOR	117	48.95%	<div><div></div></div>	35	74	8	0	0
AGAINST	122	51.05%	<div><div></div></div>	25	81	16	0	0
Total Votes Cast	239	100.00%	<div><div></div></div>	60	155	24	0	0
Overvotes	0			0	0	0	0	0
Undervotes	1			0	1	0	0	0
Contest Totals	240			60	156	24	0	0

Proposition C – City of McKinney

Vote For 1

	TOTAL	VOTE %		Election Day	Early Voting	Ballots By Mail	Provision al	Limited Ballot
FOR	116	48.95%	<div><div></div></div>	35	73	8	0	0
AGAINST	121	51.05%	<div><div></div></div>	25	80	16	0	0
Total Votes Cast	237	100.00%	<div><div></div></div>	60	153	24	0	0
Overvotes	0			0	0	0	0	0
Undervotes	3			0	3	0	0	0
Contest Totals	240			60	156	24	0	0

Proposition D – City of McKinney

Vote For 1

	TOTAL	VOTE %		Election Day	Early Voting	Ballots By Mail	Provision al	Limited Ballot
FOR	163	68.49%	<div><div></div></div>	42	105	16	0	0
AGAINST	75	31.51%	<div><div></div></div>	18	49	8	0	0
Total Votes Cast	238	100.00%	<div><div></div></div>	60	154	24	0	0
Overvotes	0			0	0	0	0	0
Undervotes	2			0	2	0	0	0
Contest Totals	240			60	156	24	0	0

PCT 203

Proposition E – City of McKinney								
Vote For 1								
	TOTAL	VOTE %		Election Day	Early Voting	Ballots By Mail	Provision al	Limited Ballot
FOR	166	70.04%	<div><div></div></div>	50	102	14	0	0
AGAINST	71	29.96%	<div><div></div></div>	10	51	10	0	0
Total Votes Cast	237	100.00%	<div><div></div></div>	60	153	24	0	0
Overvotes	0			0	0	0	0	0
Undervotes	3			0	3	0	0	0
Contest Totals	240			60	156	24	0	0

Summary Results Report
Joint General and Special Election
May 4, 2024

SOVC
FINAL
COLLIN COUNTY

PCT 204

Proposition A – City of McKinney

Vote For 1

	TOTAL	VOTE %		Election Day	Early Voting	Ballots By Mail	Provision al	Limited Ballot
FOR	17	56.67%	<div><div></div></div>	4	11	2	0	0
AGAINST	13	43.33%	<div><div></div></div>	5	7	1	0	0
Total Votes Cast	30	100.00%	<div><div></div></div>	9	18	3	0	0
Overvotes	0			0	0	0	0	0
Undervotes	0			0	0	0	0	0
Contest Totals	30			9	18	3	0	0

Proposition B – City of McKinney

Vote For 1

	TOTAL	VOTE %		Election Day	Early Voting	Ballots By Mail	Provision al	Limited Ballot
FOR	14	46.67%	<div><div></div></div>	5	8	1	0	0
AGAINST	16	53.33%	<div><div></div></div>	4	10	2	0	0
Total Votes Cast	30	100.00%	<div><div></div></div>	9	18	3	0	0
Overvotes	0			0	0	0	0	0
Undervotes	0			0	0	0	0	0
Contest Totals	30			9	18	3	0	0

Proposition C – City of McKinney

Vote For 1

	TOTAL	VOTE %		Election Day	Early Voting	Ballots By Mail	Provision al	Limited Ballot
FOR	13	43.33%	<div><div></div></div>	4	9	0	0	0
AGAINST	17	56.67%	<div><div></div></div>	5	9	3	0	0
Total Votes Cast	30	100.00%	<div><div></div></div>	9	18	3	0	0
Overvotes	0			0	0	0	0	0
Undervotes	0			0	0	0	0	0
Contest Totals	30			9	18	3	0	0

Proposition D – City of McKinney

Vote For 1

	TOTAL	VOTE %		Election Day	Early Voting	Ballots By Mail	Provision al	Limited Ballot
FOR	18	60.00%	<div><div></div></div>	5	12	1	0	0
AGAINST	12	40.00%	<div><div></div></div>	4	6	2	0	0
Total Votes Cast	30	100.00%	<div><div></div></div>	9	18	3	0	0
Overvotes	0			0	0	0	0	0
Undervotes	0			0	0	0	0	0
Contest Totals	30			9	18	3	0	0

PCT 204

Proposition E – City of McKinney
Vote For 1

	TOTAL	VOTE %		Election Day	Early Voting	Ballots By Mail	Provision al	Limited Ballot
FOR	19	63.33%	<div><div></div></div>	5	11	3	0	0
AGAINST	11	36.67%	<div><div></div></div>	4	7	0	0	0
Total Votes Cast	30	100.00%	<div><div></div></div>	9	18	3	0	0
Overvotes	0			0	0	0	0	0
Undervotes	0			0	0	0	0	0
Contest Totals	30			9	18	3	0	0

Summary Results Report
Joint General and Special Election
May 4, 2024

SOVC
FINAL
COLLIN COUNTY

PCT 205

Proposition A – City of McKinney

Vote For 1

	TOTAL	VOTE %		Election Day	Early Voting	Ballots By Mail	Provisional	Limited Ballot
FOR	2	50.00%	<div><div></div></div>	1	1	0	0	0
AGAINST	2	50.00%	<div><div></div></div>	0	2	0	0	0
Total Votes Cast	4	100.00%	<div><div></div></div>	1	3	0	0	0
Overvotes	0			0	0	0	0	0
Undervotes	0			0	0	0	0	0
Contest Totals	4			1	3	0	0	0

Proposition B – City of McKinney

Vote For 1

	TOTAL	VOTE %		Election Day	Early Voting	Ballots By Mail	Provisional	Limited Ballot
FOR	2	50.00%	<div><div></div></div>	1	1	0	0	0
AGAINST	2	50.00%	<div><div></div></div>	0	2	0	0	0
Total Votes Cast	4	100.00%	<div><div></div></div>	1	3	0	0	0
Overvotes	0			0	0	0	0	0
Undervotes	0			0	0	0	0	0
Contest Totals	4			1	3	0	0	0

Proposition C – City of McKinney

Vote For 1

	TOTAL	VOTE %		Election Day	Early Voting	Ballots By Mail	Provisional	Limited Ballot
FOR	2	50.00%	<div><div></div></div>	1	1	0	0	0
AGAINST	2	50.00%	<div><div></div></div>	0	2	0	0	0
Total Votes Cast	4	100.00%	<div><div></div></div>	1	3	0	0	0
Overvotes	0			0	0	0	0	0
Undervotes	0			0	0	0	0	0
Contest Totals	4			1	3	0	0	0

Proposition D – City of McKinney

Vote For 1

	TOTAL	VOTE %		Election Day	Early Voting	Ballots By Mail	Provisional	Limited Ballot
FOR	4	100.00%	<div><div></div></div>	1	3	0	0	0
AGAINST	0	0.00%	<div><div></div></div>	0	0	0	0	0
Total Votes Cast	4	100.00%	<div><div></div></div>	1	3	0	0	0
Overvotes	0			0	0	0	0	0
Undervotes	0			0	0	0	0	0
Contest Totals	4			1	3	0	0	0

PCT 205

Proposition E – City of McKinney								
Vote For 1								
	TOTAL	VOTE %		Election Day	Early Voting	Ballots By Mail	Provisional	Limited Ballot
FOR	2	50.00%	<div><div></div></div>	1	1	0	0	0
AGAINST	2	50.00%	<div><div></div></div>	0	2	0	0	0
Total Votes Cast	4	100.00%	<div><div></div></div>	1	3	0	0	0
Overvotes	0			0	0	0	0	0
Undervotes	0			0	0	0	0	0
Contest Totals	4			1	3	0	0	0

PCT 206

Proposition A – City of McKinney

Vote For 1

	TOTAL	VOTE %		Election Day	Early Voting	Ballots By Mail	Provision al	Limited Ballot
FOR	46	46.00%	<div><div></div></div>	12	32	2	0	0
AGAINST	54	54.00%	<div><div></div></div>	14	35	5	0	0
Total Votes Cast	100	100.00%	<div><div></div></div>	26	67	7	0	0
Overvotes	0			0	0	0	0	0
Undervotes	0			0	0	0	0	0
Contest Totals	100			26	67	7	0	0

Proposition B – City of McKinney

Vote For 1

	TOTAL	VOTE %		Election Day	Early Voting	Ballots By Mail	Provision al	Limited Ballot
FOR	37	37.00%	<div><div></div></div>	9	28	0	0	0
AGAINST	63	63.00%	<div><div></div></div>	17	39	7	0	0
Total Votes Cast	100	100.00%	<div><div></div></div>	26	67	7	0	0
Overvotes	0			0	0	0	0	0
Undervotes	0			0	0	0	0	0
Contest Totals	100			26	67	7	0	0

Proposition C – City of McKinney

Vote For 1

	TOTAL	VOTE %		Election Day	Early Voting	Ballots By Mail	Provision al	Limited Ballot
FOR	46	46.46%	<div><div></div></div>	11	33	2	0	0
AGAINST	53	53.54%	<div><div></div></div>	15	33	5	0	0
Total Votes Cast	99	100.00%	<div><div></div></div>	26	66	7	0	0
Overvotes	0			0	0	0	0	0
Undervotes	1			0	1	0	0	0
Contest Totals	100			26	67	7	0	0

Proposition D – City of McKinney

Vote For 1

	TOTAL	VOTE %		Election Day	Early Voting	Ballots By Mail	Provision al	Limited Ballot
FOR	59	59.00%	<div><div></div></div>	13	43	3	0	0
AGAINST	41	41.00%	<div><div></div></div>	13	24	4	0	0
Total Votes Cast	100	100.00%	<div><div></div></div>	26	67	7	0	0
Overvotes	0			0	0	0	0	0
Undervotes	0			0	0	0	0	0
Contest Totals	100			26	67	7	0	0

PCT 206

Proposition E – City of McKinney
Vote For 1

	TOTAL	VOTE %		Election Day	Early Voting	Ballots By Mail	Provision al	Limited Ballot
FOR	58	58.00%	<div><div></div></div>	14	42	2	0	0
AGAINST	42	42.00%	<div><div></div></div>	12	25	5	0	0
Total Votes Cast	100	100.00%	<div><div></div></div>	26	67	7	0	0
Overvotes	0			0	0	0	0	0
Undervotes	0			0	0	0	0	0
Contest Totals	100			26	67	7	0	0

Summary Results Report
Joint General and Special Election
May 4, 2024

SOVC
FINAL
COLLIN COUNTY

PCT 207

Proposition A – City of McKinney

Vote For 1

	TOTAL	VOTE %		Election Day	Early Voting	Ballots By Mail	Provision al	Limited Ballot
FOR	113	66.08%	<div><div></div></div>	26	80	7	0	0
AGAINST	58	33.92%	<div><div></div></div>	12	39	7	0	0
Total Votes Cast	171	100.00%	<div><div></div></div>	38	119	14	0	0
Overvotes	0			0	0	0	0	0
Undervotes	3			1	1	1	0	0
Contest Totals	174			39	120	15	0	0

Proposition B – City of McKinney

Vote For 1

	TOTAL	VOTE %		Election Day	Early Voting	Ballots By Mail	Provision al	Limited Ballot
FOR	94	55.29%	<div><div></div></div>	19	65	10	0	0
AGAINST	76	44.71%	<div><div></div></div>	19	52	5	0	0
Total Votes Cast	170	100.00%	<div><div></div></div>	38	117	15	0	0
Overvotes	0			0	0	0	0	0
Undervotes	4			1	3	0	0	0
Contest Totals	174			39	120	15	0	0

Proposition C – City of McKinney

Vote For 1

	TOTAL	VOTE %		Election Day	Early Voting	Ballots By Mail	Provision al	Limited Ballot
FOR	95	55.56%	<div><div></div></div>	19	68	8	0	0
AGAINST	76	44.44%	<div><div></div></div>	19	50	7	0	0
Total Votes Cast	171	100.00%	<div><div></div></div>	38	118	15	0	0
Overvotes	0			0	0	0	0	0
Undervotes	3			1	2	0	0	0
Contest Totals	174			39	120	15	0	0

Proposition D – City of McKinney

Vote For 1

	TOTAL	VOTE %		Election Day	Early Voting	Ballots By Mail	Provision al	Limited Ballot
FOR	127	74.27%	<div><div></div></div>	25	90	12	0	0
AGAINST	44	25.73%	<div><div></div></div>	13	28	3	0	0
Total Votes Cast	171	100.00%	<div><div></div></div>	38	118	15	0	0
Overvotes	0			0	0	0	0	0
Undervotes	3			1	2	0	0	0
Contest Totals	174			39	120	15	0	0

PCT 207

Proposition E – City of McKinney

Vote For 1

	TOTAL	VOTE %		Election Day	Early Voting	Ballots By Mail	Provision al	Limited Ballot
FOR	128	74.85%	<div><div></div></div>	28	87	13	0	0
AGAINST	43	25.15%	<div><div></div></div>	10	31	2	0	0
Total Votes Cast	171	100.00%	<div><div></div></div>	38	118	15	0	0
Overvotes	0			0	0	0	0	0
Undervotes	3			1	2	0	0	0
Contest Totals	174			39	120	15	0	0

School Board Trustee, Place 4 – Prosper ISD

Vote For 1

	TOTAL	VOTE %		Election Day	Early Voting	Ballots By Mail	Provision al	Limited Ballot
Bill Beavers	92	72.44%	<div><div></div></div>	13	73	6	0	0
Lanford Rodgers	35	27.56%	<div><div></div></div>	10	22	3	0	0
Total Votes Cast	127	100.00%	<div><div></div></div>	23	95	9	0	0
Overvotes	0			0	0	0	0	0
Undervotes	47			16	25	6	0	0
Contest Totals	174			39	120	15	0	0

School Board Trustee, Place 7 – Prosper ISD

Vote For 1

	TOTAL	VOTE %		Election Day	Early Voting	Ballots By Mail	Provision al	Limited Ballot
Kristin Meier	45	34.09%	<div><div></div></div>	11	32	2	0	0
David Webb	70	53.03%	<div><div></div></div>	14	53	3	0	0
Drew Wilborn	17	12.88%	<div><div></div></div>	2	12	3	0	0
Total Votes Cast	132	100.00%	<div><div></div></div>	27	97	8	0	0
Overvotes	0			0	0	0	0	0
Undervotes	42			12	23	7	0	0
Contest Totals	174			39	120	15	0	0

Summary Results Report
Joint General and Special Election
May 4, 2024

SOVC
FINAL
COLLIN COUNTY

PCT 208

Proposition A – City of McKinney

Vote For 1

	TOTAL	VOTE %		Election Day	Early Voting	Ballots By Mail	Provision al	Limited Ballot
FOR	71	52.21%	<div><div></div></div>	22	44	5	0	0
AGAINST	65	47.79%	<div><div></div></div>	32	28	5	0	0
Total Votes Cast	136	100.00%	<div><div></div></div>	54	72	10	0	0
Overvotes	0			0	0	0	0	0
Undervotes	1			0	1	0	0	0
Contest Totals	137			54	73	10	0	0

Proposition B – City of McKinney

Vote For 1

	TOTAL	VOTE %		Election Day	Early Voting	Ballots By Mail	Provision al	Limited Ballot
FOR	58	42.96%	<div><div></div></div>	18	35	5	0	0
AGAINST	77	57.04%	<div><div></div></div>	36	36	5	0	0
Total Votes Cast	135	100.00%	<div><div></div></div>	54	71	10	0	0
Overvotes	0			0	0	0	0	0
Undervotes	2			0	2	0	0	0
Contest Totals	137			54	73	10	0	0

Proposition C – City of McKinney

Vote For 1

	TOTAL	VOTE %		Election Day	Early Voting	Ballots By Mail	Provision al	Limited Ballot
FOR	58	42.96%	<div><div></div></div>	19	35	4	0	0
AGAINST	77	57.04%	<div><div></div></div>	35	36	6	0	0
Total Votes Cast	135	100.00%	<div><div></div></div>	54	71	10	0	0
Overvotes	0			0	0	0	0	0
Undervotes	2			0	2	0	0	0
Contest Totals	137			54	73	10	0	0

Proposition D – City of McKinney

Vote For 1

	TOTAL	VOTE %		Election Day	Early Voting	Ballots By Mail	Provision al	Limited Ballot
FOR	80	59.26%	<div><div></div></div>	29	42	9	0	0
AGAINST	55	40.74%	<div><div></div></div>	25	29	1	0	0
Total Votes Cast	135	100.00%	<div><div></div></div>	54	71	10	0	0
Overvotes	0			0	0	0	0	0
Undervotes	2			0	2	0	0	0
Contest Totals	137			54	73	10	0	0

Summary Results Report
Joint General and Special Election
May 4, 2024

SOVC
FINAL
COLLIN COUNTY

PCT 208

Proposition E – City of McKinney

Vote For 1

	TOTAL	VOTE %		Election Day	Early Voting	Ballots By Mail	Provision al	Limited Ballot
FOR	82	61.65%	<div><div></div></div>	27	46	9	0	0
AGAINST	51	38.35%	<div><div></div></div>	26	24	1	0	0
Total Votes Cast	133	100.00%	<div><div></div></div>	53	70	10	0	0
Overvotes	0			0	0	0	0	0
Undervotes	4			1	3	0	0	0
Contest Totals	137			54	73	10	0	0

School Board Trustee, Place 4 – Prosper ISD

Vote For 1

	TOTAL	VOTE %		Election Day	Early Voting	Ballots By Mail	Provision al	Limited Ballot
Bill Beavers	79	70.54%	<div><div></div></div>	26	44	9	0	0
Lanford Rodgers	33	29.46%	<div><div></div></div>	9	22	2	0	0
Total Votes Cast	112	100.00%	<div><div></div></div>	35	66	11	0	0
Overvotes	0			0	0	0	0	0
Undervotes	38			16	18	4	0	0
Contest Totals	150			51	84	15	0	0

School Board Trustee, Place 7 – Prosper ISD

Vote For 1

	TOTAL	VOTE %		Election Day	Early Voting	Ballots By Mail	Provision al	Limited Ballot
Kristin Meier	51	45.95%	<div><div></div></div>	18	31	2	0	0
David Webb	49	44.14%	<div><div></div></div>	16	26	7	0	0
Drew Wilborn	11	9.91%	<div><div></div></div>	4	7	0	0	0
Total Votes Cast	111	100.00%	<div><div></div></div>	38	64	9	0	0
Overvotes	0			0	0	0	0	0
Undervotes	39			13	20	6	0	0
Contest Totals	150			51	84	15	0	0

Summary Results Report
Joint General and Special Election
May 4, 2024

SOVC
FINAL
COLLIN COUNTY

PCT 209

City Council, Place 1 - City of Frisco

Vote For 1

	TOTAL	VOTE %		Election Day	Early Voting	Ballots By Mail	Provisional	Limited Ballot
Mark Piland	7	35.00%	<div><div></div></div>	7	0	0	0	0
John Keating	13	65.00%	<div><div></div></div>	4	9	0	0	0
Total Votes Cast	20	100.00%	<div><div></div></div>	11	9	0	0	0
Overvotes	0			0	0	0	0	0
Undervotes	2			1	1	0	0	0
Contest Totals	22			12	10	0	0	0

City Council, Place 3 - City of Frisco

Vote For 1

	TOTAL	VOTE %		Election Day	Early Voting	Ballots By Mail	Provisional	Limited Ballot
John Redmond	10	50.00%	<div><div></div></div>	8	2	0	0	0
Angelia Pelham	10	50.00%	<div><div></div></div>	3	7	0	0	0
Total Votes Cast	20	100.00%	<div><div></div></div>	11	9	0	0	0
Overvotes	0			0	0	0	0	0
Undervotes	2			1	1	0	0	0
Contest Totals	22			12	10	0	0	0

Proposition A - City of Frisco

Vote For 1

	TOTAL	VOTE %		Election Day	Early Voting	Ballots By Mail	Provisional	Limited Ballot
For the Proposition	8	40.00%	<div><div></div></div>	1	7	0	0	0
Against the Proposition	12	60.00%	<div><div></div></div>	10	2	0	0	0
Total Votes Cast	20	100.00%	<div><div></div></div>	11	9	0	0	0
Overvotes	0			0	0	0	0	0
Undervotes	2			1	1	0	0	0
Contest Totals	22			12	10	0	0	0

Proposition B - City of Frisco

Vote For 1

	TOTAL	VOTE %		Election Day	Early Voting	Ballots By Mail	Provisional	Limited Ballot
For the Proposition	2	9.52%	<div><div></div></div>	0	2	0	0	0
Against the Proposition	19	90.48%	<div><div></div></div>	11	8	0	0	0
Total Votes Cast	21	100.00%	<div><div></div></div>	11	10	0	0	0
Overvotes	0			0	0	0	0	0
Undervotes	1			1	0	0	0	0
Contest Totals	22			12	10	0	0	0

Summary Results Report
Joint General and Special Election
May 4, 2024

SOVC
FINAL
COLLIN COUNTY

PCT 209

Proposition A – City of McKinney

Vote For 1

	TOTAL	VOTE %		Election Day	Early Voting	Ballots By Mail	Provisional	Limited Ballot
FOR	34	80.95%	<div><div></div></div>	11	21	2	0	0
AGAINST	8	19.05%	<div><div></div></div>	2	5	1	0	0
Total Votes Cast	42	100.00%	<div><div></div></div>	13	26	3	0	0
Overvotes	0			0	0	0	0	0
Undervotes	2			0	2	0	0	0
Contest Totals	44			13	28	3	0	0

Proposition B – City of McKinney

Vote For 1

	TOTAL	VOTE %		Election Day	Early Voting	Ballots By Mail	Provisional	Limited Ballot
FOR	25	59.52%	<div><div></div></div>	9	14	2	0	0
AGAINST	17	40.48%	<div><div></div></div>	4	12	1	0	0
Total Votes Cast	42	100.00%	<div><div></div></div>	13	26	3	0	0
Overvotes	0			0	0	0	0	0
Undervotes	2			0	2	0	0	0
Contest Totals	44			13	28	3	0	0

Proposition C – City of McKinney

Vote For 1

	TOTAL	VOTE %		Election Day	Early Voting	Ballots By Mail	Provisional	Limited Ballot
FOR	25	60.98%	<div><div></div></div>	9	14	2	0	0
AGAINST	16	39.02%	<div><div></div></div>	4	11	1	0	0
Total Votes Cast	41	100.00%	<div><div></div></div>	13	25	3	0	0
Overvotes	0			0	0	0	0	0
Undervotes	3			0	3	0	0	0
Contest Totals	44			13	28	3	0	0

Proposition D – City of McKinney

Vote For 1

	TOTAL	VOTE %		Election Day	Early Voting	Ballots By Mail	Provisional	Limited Ballot
FOR	32	76.19%	<div><div></div></div>	9	20	3	0	0
AGAINST	10	23.81%	<div><div></div></div>	4	6	0	0	0
Total Votes Cast	42	100.00%	<div><div></div></div>	13	26	3	0	0
Overvotes	0			0	0	0	0	0
Undervotes	2			0	2	0	0	0
Contest Totals	44			13	28	3	0	0

Summary Results Report
Joint General and Special Election
May 4, 2024

SOVC
FINAL
COLLIN COUNTY

PCT 209

Proposition E – City of McKinney

Vote For 1

	TOTAL	VOTE %		Election Day	Early Voting	Ballots By Mail	Provision al	Limited Ballot
FOR	34	79.07%	<div><div></div></div>	11	20	3	0	0
AGAINST	9	20.93%	<div><div></div></div>	2	7	0	0	0
Total Votes Cast	43	100.00%	<div><div></div></div>	13	27	3	0	0
Overvotes	0			0	0	0	0	0
Undervotes	1			0	1	0	0	0
Contest Totals	44			13	28	3	0	0

School Board Trustee, Place 4 – Prosper ISD

Vote For 1

	TOTAL	VOTE %		Election Day	Early Voting	Ballots By Mail	Provision al	Limited Ballot
Bill Beavers	40	68.97%	<div><div></div></div>	13	27	0	0	0
Lanford Rodgers	18	31.03%	<div><div></div></div>	11	6	1	0	0
Total Votes Cast	58	100.00%	<div><div></div></div>	24	33	1	0	0
Overvotes	0			0	0	0	0	0
Undervotes	8			1	5	2	0	0
Contest Totals	66			25	38	3	0	0

School Board Trustee, Place 7 – Prosper ISD

Vote For 1

	TOTAL	VOTE %		Election Day	Early Voting	Ballots By Mail	Provision al	Limited Ballot
Kristin Meier	24	40.68%	<div><div></div></div>	8	14	2	0	0
David Webb	25	42.37%	<div><div></div></div>	11	14	0	0	0
Drew Wilborn	10	16.95%	<div><div></div></div>	5	5	0	0	0
Total Votes Cast	59	100.00%	<div><div></div></div>	24	33	2	0	0
Overvotes	0			0	0	0	0	0
Undervotes	7			1	5	1	0	0
Contest Totals	66			25	38	3	0	0

PCT 211

Proposition A – City of McKinney

Vote For 1

	TOTAL	VOTE %		Election Day	Early Voting	Ballots By Mail	Provision al	Limited Ballot
FOR	148	60.16%	<div><div></div></div>	37	102	9	0	0
AGAINST	98	39.84%	<div><div></div></div>	28	56	14	0	0
Total Votes Cast	246	100.00%	<div><div></div></div>	65	158	23	0	0
Overvotes	0			0	0	0	0	0
Undervotes	5			0	3	2	0	0
Contest Totals	251			65	161	25	0	0

Proposition B – City of McKinney

Vote For 1

	TOTAL	VOTE %		Election Day	Early Voting	Ballots By Mail	Provision al	Limited Ballot
FOR	117	48.15%	<div><div></div></div>	32	76	9	0	0
AGAINST	126	51.85%	<div><div></div></div>	32	80	14	0	0
Total Votes Cast	243	100.00%	<div><div></div></div>	64	156	23	0	0
Overvotes	0			0	0	0	0	0
Undervotes	8			1	5	2	0	0
Contest Totals	251			65	161	25	0	0

Proposition C – City of McKinney

Vote For 1

	TOTAL	VOTE %		Election Day	Early Voting	Ballots By Mail	Provision al	Limited Ballot
FOR	137	56.85%	<div><div></div></div>	36	88	13	0	0
AGAINST	104	43.15%	<div><div></div></div>	28	66	10	0	0
Total Votes Cast	241	100.00%	<div><div></div></div>	64	154	23	0	0
Overvotes	0			0	0	0	0	0
Undervotes	10			1	7	2	0	0
Contest Totals	251			65	161	25	0	0

Proposition D – City of McKinney

Vote For 1

	TOTAL	VOTE %		Election Day	Early Voting	Ballots By Mail	Provision al	Limited Ballot
FOR	184	75.10%	<div><div></div></div>	46	118	20	0	0
AGAINST	61	24.90%	<div><div></div></div>	19	37	5	0	0
Total Votes Cast	245	100.00%	<div><div></div></div>	65	155	25	0	0
Overvotes	0			0	0	0	0	0
Undervotes	6			0	6	0	0	0
Contest Totals	251			65	161	25	0	0

Summary Results Report
Joint General and Special Election
May 4, 2024

SOVC
FINAL
COLLIN COUNTY

PCT 211

Proposition E – City of McKinney

Vote For 1

	TOTAL	VOTE %		Election Day	Early Voting	Ballots By Mail	Provision al	Limited Ballot
FOR	181	72.98%	<div><div></div></div>	43	117	21	0	0
AGAINST	67	27.02%	<div><div></div></div>	22	41	4	0	0
Total Votes Cast	248	100.00%	<div><div></div></div>	65	158	25	0	0
Overvotes	0			0	0	0	0	0
Undervotes	3			0	3	0	0	0
Contest Totals	251			65	161	25	0	0

Trustee, Place 6 – Frisco ISD

Vote For 1

	TOTAL	VOTE %		Election Day	Early Voting	Ballots By Mail	Provision al	Limited Ballot
Fred Kaiser	112	56.28%	<div><div></div></div>	32	67	13	0	0
Sherrie Salas	87	43.72%	<div><div></div></div>	26	57	4	0	0
Total Votes Cast	199	100.00%	<div><div></div></div>	58	124	17	0	0
Overvotes	0			0	0	0	0	0
Undervotes	49			7	36	6	0	0
Contest Totals	248			65	160	23	0	0

Trustee, Place 7 – Frisco ISD

Vote For 1

	TOTAL	VOTE %		Election Day	Early Voting	Ballots By Mail	Provision al	Limited Ballot
Melanie Barrios - Jones	76	35.85%	<div><div></div></div>	27	43	6	0	0
Keith Maddox	136	64.15%	<div><div></div></div>	33	92	11	0	0
Total Votes Cast	212	100.00%	<div><div></div></div>	60	135	17	0	0
Overvotes	0			0	0	0	0	0
Undervotes	36			5	25	6	0	0
Contest Totals	248			65	160	23	0	0

PCT 212

City Council, Place 1 - City of Frisco

Vote For 1

	TOTAL	VOTE %		Election Day	Early Voting	Ballots By Mail	Provision al	Limited Ballot
Mark Piland	103	39.46%	<div><div></div></div>	31	68	4	0	0
John Keating	158	60.54%	<div><div></div></div>	50	103	5	0	0
Total Votes Cast	261	100.00%	<div><div></div></div>	81	171	9	0	0
Overvotes	0			0	0	0	0	0
Undervotes	8			5	3	0	0	0
Contest Totals	269			86	174	9	0	0

City Council, Place 3 - City of Frisco

Vote For 1

	TOTAL	VOTE %		Election Day	Early Voting	Ballots By Mail	Provision al	Limited Ballot
John Redmond	79	30.74%	<div><div></div></div>	27	48	4	0	0
Angelia Pelham	178	69.26%	<div><div></div></div>	53	120	5	0	0
Total Votes Cast	257	100.00%	<div><div></div></div>	80	168	9	0	0
Overvotes	0			0	0	0	0	0
Undervotes	12			6	6	0	0	0
Contest Totals	269			86	174	9	0	0

Proposition A - City of Frisco

Vote For 1

	TOTAL	VOTE %		Election Day	Early Voting	Ballots By Mail	Provision al	Limited Ballot
For the Proposition	102	39.08%	<div><div></div></div>	33	62	7	0	0
Against the Proposition	159	60.92%	<div><div></div></div>	47	111	1	0	0
Total Votes Cast	261	100.00%	<div><div></div></div>	80	173	8	0	0
Overvotes	0			0	0	0	0	0
Undervotes	8			6	1	1	0	0
Contest Totals	269			86	174	9	0	0

Proposition B - City of Frisco

Vote For 1

	TOTAL	VOTE %		Election Day	Early Voting	Ballots By Mail	Provision al	Limited Ballot
For the Proposition	89	34.36%	<div><div></div></div>	26	56	7	0	0
Against the Proposition	170	65.64%	<div><div></div></div>	52	117	1	0	0
Total Votes Cast	259	100.00%	<div><div></div></div>	78	173	8	0	0
Overvotes	0			0	0	0	0	0
Undervotes	10			8	1	1	0	0
Contest Totals	269			86	174	9	0	0

PCT 212

Trustee, Place 6 – Frisco ISD
Vote For 1

	TOTAL	VOTE %		Election Day	Early Voting	Ballots By Mail	Provision al	Limited Ballot
Fred Kaiser	121	49.59%	<div><div></div></div>	34	81	6	0	0
Sherrie Salas	123	50.41%	<div><div></div></div>	42	78	3	0	0
Total Votes Cast	244	100.00%	<div><div></div></div>	76	159	9	0	0
Overvotes	0			0	0	0	0	0
Undervotes	25			10	15	0	0	0
Contest Totals	269			86	174	9	0	0

Trustee, Place 7 – Frisco ISD
Vote For 1

	TOTAL	VOTE %		Election Day	Early Voting	Ballots By Mail	Provision al	Limited Ballot
Melanie Barrios - Jones	79	30.62%	<div><div></div></div>	27	48	4	0	0
Keith Maddox	179	69.38%	<div><div></div></div>	54	120	5	0	0
Total Votes Cast	258	100.00%	<div><div></div></div>	81	168	9	0	0
Overvotes	0			0	0	0	0	0
Undervotes	11			5	6	0	0	0
Contest Totals	269			86	174	9	0	0

PCT 213

Proposition A – City of McKinney

Vote For 1

	TOTAL	VOTE %		Election Day	Early Voting	Ballots By Mail	Provision al	Limited Ballot
FOR	89	58.17%	<div><div></div></div>	28	58	3	0	0
AGAINST	64	41.83%	<div><div></div></div>	27	33	4	0	0
Total Votes Cast	153	100.00%	<div><div></div></div>	55	91	7	0	0
Overvotes	0			0	0	0	0	0
Undervotes	3			2	1	0	0	0
Contest Totals	156			57	92	7	0	0

Proposition B – City of McKinney

Vote For 1

	TOTAL	VOTE %		Election Day	Early Voting	Ballots By Mail	Provision al	Limited Ballot
FOR	61	40.40%	<div><div></div></div>	14	45	2	0	0
AGAINST	90	59.60%	<div><div></div></div>	41	44	5	0	0
Total Votes Cast	151	100.00%	<div><div></div></div>	55	89	7	0	0
Overvotes	0			0	0	0	0	0
Undervotes	5			2	3	0	0	0
Contest Totals	156			57	92	7	0	0

Proposition C – City of McKinney

Vote For 1

	TOTAL	VOTE %		Election Day	Early Voting	Ballots By Mail	Provision al	Limited Ballot
FOR	72	47.37%	<div><div></div></div>	20	50	2	0	0
AGAINST	80	52.63%	<div><div></div></div>	35	40	5	0	0
Total Votes Cast	152	100.00%	<div><div></div></div>	55	90	7	0	0
Overvotes	0			0	0	0	0	0
Undervotes	4			2	2	0	0	0
Contest Totals	156			57	92	7	0	0

Proposition D – City of McKinney

Vote For 1

	TOTAL	VOTE %		Election Day	Early Voting	Ballots By Mail	Provision al	Limited Ballot
FOR	96	63.16%	<div><div></div></div>	34	59	3	0	0
AGAINST	56	36.84%	<div><div></div></div>	21	31	4	0	0
Total Votes Cast	152	100.00%	<div><div></div></div>	55	90	7	0	0
Overvotes	0			0	0	0	0	0
Undervotes	4			2	2	0	0	0
Contest Totals	156			57	92	7	0	0

PCT 213

Proposition E – City of McKinney

Vote For 1

	TOTAL	VOTE %		Election Day	Early Voting	Ballots By Mail	Provision al	Limited Ballot
FOR	94	62.67%	<div><div></div></div>	31	61	2	0	0
AGAINST	56	37.33%	<div><div></div></div>	24	27	5	0	0
Total Votes Cast	150	100.00%	<div><div></div></div>	55	88	7	0	0
Overvotes	0			0	0	0	0	0
Undervotes	6			2	4	0	0	0
Contest Totals	156			57	92	7	0	0

Trustee, Place 6 – Frisco ISD

Vote For 1

	TOTAL	VOTE %		Election Day	Early Voting	Ballots By Mail	Provision al	Limited Ballot
Fred Kaiser	77	53.10%	<div><div></div></div>	28	44	5	0	0
Sherrie Salas	68	46.90%	<div><div></div></div>	26	41	1	0	0
Total Votes Cast	145	100.00%	<div><div></div></div>	54	85	6	0	0
Overvotes	0			0	0	0	0	0
Undervotes	11			3	7	1	0	0
Contest Totals	156			57	92	7	0	0

Trustee, Place 7 – Frisco ISD

Vote For 1

	TOTAL	VOTE %		Election Day	Early Voting	Ballots By Mail	Provision al	Limited Ballot
Melanie Barrios - Jones	48	32.65%	<div><div></div></div>	18	28	2	0	0
Keith Maddox	99	67.35%	<div><div></div></div>	37	58	4	0	0
Total Votes Cast	147	100.00%	<div><div></div></div>	55	86	6	0	0
Overvotes	0			0	0	0	0	0
Undervotes	9			2	6	1	0	0
Contest Totals	156			57	92	7	0	0

PCT 214

School Board Trustee, Place 4 – Prosper ISD

Vote For 1	TOTAL	VOTE %		Election Day	Early Voting	Ballots By Mail	Provision al	Limited Ballot
Bill Beavers	197	83.12%	<div><div></div></div>	38	144	15	0	0
Lanford Rodgers	40	16.88%	<div><div></div></div>	15	24	1	0	0
Total Votes Cast	237	100.00%	<div><div></div></div>	53	168	16	0	0
Overvotes	0			0	0	0	0	0
Undervotes	5			0	5	0	0	0
Contest Totals	242			53	173	16	0	0

School Board Trustee, Place 7 – Prosper ISD

Vote For 1	TOTAL	VOTE %		Election Day	Early Voting	Ballots By Mail	Provision al	Limited Ballot
Kristin Meier	62	25.94%	<div><div></div></div>	23	33	6	0	0
David Webb	147	61.51%	<div><div></div></div>	26	112	9	0	0
Drew Wilborn	30	12.55%	<div><div></div></div>	4	25	1	0	0
Total Votes Cast	239	100.00%	<div><div></div></div>	53	170	16	0	0
Overvotes	0			0	0	0	0	0
Undervotes	3			0	3	0	0	0
Contest Totals	242			53	173	16	0	0

Summary Results Report
Joint General and Special Election
May 4, 2024

SOVC
FINAL
COLLIN COUNTY

PCT 216

City Council, Place 1 - City of Melissa

Vote For 1

	TOTAL	VOTE %		Election Day	Early Voting	Ballots By Mail	Provisional	Limited Ballot
Shannon Sweat	272	44.88%	<div><div></div></div>	108	156	8	0	0
Preston Taylor	334	55.12%	<div><div></div></div>	112	220	2	0	0
Total Votes Cast	606	100.00%	<div><div></div></div>	220	376	10	0	0
Overvotes	0			0	0	0	0	0
Undervotes	7			0	6	1	0	0
Contest Totals	613			220	382	11	0	0

City Council, Place 3 - City of Melissa

Vote For 1

	TOTAL	VOTE %		Election Day	Early Voting	Ballots By Mail	Provisional	Limited Ballot
Emeka Eluka	263	44.88%	<div><div></div></div>	102	159	2	0	0
Dana Conklin	323	55.12%	<div><div></div></div>	111	206	6	0	0
Total Votes Cast	586	100.00%	<div><div></div></div>	213	365	8	0	0
Overvotes	0			0	0	0	0	0
Undervotes	27			7	17	3	0	0
Contest Totals	613			220	382	11	0	0

Proposition A - City of Melissa

Vote For 1

	TOTAL	VOTE %		Election Day	Early Voting	Ballots By Mail	Provisional	Limited Ballot
FOR	488	81.88%	<div><div></div></div>	179	302	7	0	0
AGAINST	108	18.12%	<div><div></div></div>	35	71	2	0	0
Total Votes Cast	596	100.00%	<div><div></div></div>	214	373	9	0	0
Overvotes	0			0	0	0	0	0
Undervotes	17			6	9	2	0	0
Contest Totals	613			220	382	11	0	0

Proposition B - City of Melissa

Vote For 1

	TOTAL	VOTE %		Election Day	Early Voting	Ballots By Mail	Provisional	Limited Ballot
FOR	514	85.52%	<div><div></div></div>	188	317	9	0	0
AGAINST	87	14.48%	<div><div></div></div>	28	57	2	0	0
Total Votes Cast	601	100.00%	<div><div></div></div>	216	374	11	0	0
Overvotes	0			0	0	0	0	0
Undervotes	12			4	8	0	0	0
Contest Totals	613			220	382	11	0	0

PCT 216

Proposition C – City of Melissa
Vote For 1

	TOTAL	VOTE %		Election Day	Early Voting	Ballots By Mail	Provision al	Limited Ballot
FOR	264	44.15%	<div><div></div></div>	102	157	5	0	0
AGAINST	334	55.85%	<div><div></div></div>	112	216	6	0	0
Total Votes Cast	598	100.00%	<div><div></div></div>	214	373	11	0	0
Overvotes	0			0	0	0	0	0
Undervotes	15			6	9	0	0	0
Contest Totals	613			220	382	11	0	0

PCT 217

Councilmember, Place 2 – City of Wylie
Vote For 1

	TOTAL	VOTE %		Election Day	Early Voting	Ballots By Mail	Provision al	Limited Ballot
Ahmed Abdelghani	45	18.29%	<div><div></div></div>	14	31	0	0	0
Dave Strang	201	81.71%	<div><div></div></div>	52	147	2	0	0
Total Votes Cast	246	100.00%	<div><div></div></div>	66	178	2	0	0
Overvotes	0			0	0	0	0	0
Undervotes	0			0	0	0	0	0
Contest Totals	246			66	178	2	0	0

Councilmember, Place 4 – City of Wylie
Vote For 1

	TOTAL	VOTE %		Election Day	Early Voting	Ballots By Mail	Provision al	Limited Ballot
Danish Aftab	41	16.73%	<div><div></div></div>	15	26	0	0	0
Scott Williams	204	83.27%	<div><div></div></div>	51	151	2	0	0
Total Votes Cast	245	100.00%	<div><div></div></div>	66	177	2	0	0
Overvotes	0			0	0	0	0	0
Undervotes	1			0	1	0	0	0
Contest Totals	246			66	178	2	0	0

Summary Results Report
Joint General and Special Election
May 4, 2024

SOVC
FINAL
COLLIN COUNTY

PCT 218

Councilmember, Place No. 1 - City of Allen

Vote For 1

	TOTAL	VOTE %		Election Day	Early Voting	Ballots By Mail	Provisional	Limited Ballot
Mike Schaeffer	190	51.63%	<div><div></div></div>	43	140	7	0	0
Dave Scott	80	21.74%	<div><div></div></div>	26	53	1	0	0
Esrar Razvi	98	26.63%	<div><div></div></div>	42	56	0	0	0
Total Votes Cast	368	100.00%	<div><div></div></div>	111	249	8	0	0
Overvotes	0			0	0	0	0	0
Undervotes	7			1	4	2	0	0
Contest Totals	375			112	253	10	0	0

Councilmember, Place No. 3 - City of Allen

Vote For 1

	TOTAL	VOTE %		Election Day	Early Voting	Ballots By Mail	Provisional	Limited Ballot
Dave Cornette	93	25.34%	<div><div></div></div>	28	65	0	0	0
Ken Cook	170	46.32%	<div><div></div></div>	43	120	7	0	0
Saad Hamid	104	28.34%	<div><div></div></div>	40	63	1	0	0
Total Votes Cast	367	100.00%	<div><div></div></div>	111	248	8	0	0
Overvotes	0			0	0	0	0	0
Undervotes	8			1	5	2	0	0
Contest Totals	375			112	253	10	0	0

Councilmember, Place No. 5 - City of Allen

Vote For 1

	TOTAL	VOTE %		Election Day	Early Voting	Ballots By Mail	Provisional	Limited Ballot
Dave Shafer	86	23.12%	<div><div></div></div>	31	55	0	0	0
Zeeshan Naseh	102	27.42%	<div><div></div></div>	40	61	1	0	0
Walter Merrill	14	3.76%	<div><div></div></div>	4	9	1	0	0
Carl Clemencich	170	45.70%	<div><div></div></div>	36	126	8	0	0
Total Votes Cast	372	100.00%	<div><div></div></div>	111	251	10	0	0
Overvotes	0			0	0	0	0	0
Undervotes	3			1	2	0	0	0
Contest Totals	375			112	253	10	0	0

Board of Trustees, Place 1 – Allen ISD

Vote For 1

	TOTAL	VOTE %		Election Day	Early Voting	Ballots By Mail	Provisional	Limited Ballot
Sarah Mitchell	246	80.13%	<div><div></div></div>	70	168	8	0	0
Shanna Coulter	61	19.87%	<div><div></div></div>	17	43	1	0	0
Total Votes Cast	307	100.00%	<div><div></div></div>	87	211	9	0	0
Overvotes	0			0	0	0	0	0
Undervotes	68			25	42	1	0	0
Contest Totals	375			112	253	10	0	0

PCT 218

Board of Trustees, Place 2 – Allen ISD
Vote For 1

	TOTAL	VOTE %		Election Day	Early Voting	Ballots By Mail	Provision al	Limited Ballot
Veronica Yost	219	68.65%	<div><div></div></div>	57	158	4	0	0
Vatsa Ramanathan	100	31.35%	<div><div></div></div>	35	60	5	0	0
Total Votes Cast	319	100.00%	<div><div></div></div>	92	218	9	0	0
Overvotes	0			0	0	0	0	0
Undervotes	56			20	35	1	0	0
Contest Totals	375			112	253	10	0	0

Board of Trustees, Place 3 – Allen ISD
Vote For 1

	TOTAL	VOTE %		Election Day	Early Voting	Ballots By Mail	Provision al	Limited Ballot
Bill Pilcher	126	39.75%	<div><div></div></div>	42	82	2	0	0
John Holley	191	60.25%	<div><div></div></div>	47	137	7	0	0
Total Votes Cast	317	100.00%	<div><div></div></div>	89	219	9	0	0
Overvotes	0			0	0	0	0	0
Undervotes	58			23	34	1	0	0
Contest Totals	375			112	253	10	0	0

Summary Results Report
Joint General and Special Election
May 4, 2024

SOVC
FINAL
COLLIN COUNTY

PCT 219

Councilmember, Place No. 1 - City of Allen

Vote For 1

	TOTAL	VOTE %		Election Day	Early Voting	Ballots By Mail	Provisional	Limited Ballot
Mike Schaeffer	204	51.39%	<div><div></div></div>	33	166	5	0	0
Dave Scott	113	28.46%	<div><div></div></div>	37	75	1	0	0
Esrar Razvi	80	20.15%	<div><div></div></div>	26	54	0	0	0
Total Votes Cast	397	100.00%	<div><div></div></div>	96	295	6	0	0
Overvotes	0			0	0	0	0	0
Undervotes	3			2	1	0	0	0
Contest Totals	400			98	296	6	0	0

Councilmember, Place No. 3 - City of Allen

Vote For 1

	TOTAL	VOTE %		Election Day	Early Voting	Ballots By Mail	Provisional	Limited Ballot
Dave Cornette	147	37.03%	<div><div></div></div>	42	103	2	0	0
Ken Cook	168	42.32%	<div><div></div></div>	28	136	4	0	0
Saad Hamid	82	20.65%	<div><div></div></div>	27	55	0	0	0
Total Votes Cast	397	100.00%	<div><div></div></div>	97	294	6	0	0
Overvotes	0			0	0	0	0	0
Undervotes	3			1	2	0	0	0
Contest Totals	400			98	296	6	0	0

Councilmember, Place No. 5 - City of Allen

Vote For 1

	TOTAL	VOTE %		Election Day	Early Voting	Ballots By Mail	Provisional	Limited Ballot
Dave Shafer	135	34.00%	<div><div></div></div>	39	94	2	0	0
Zeeshan Naseh	87	21.91%	<div><div></div></div>	26	61	0	0	0
Walter Merrill	9	2.27%	<div><div></div></div>	0	9	0	0	0
Carl Clemencich	166	41.81%	<div><div></div></div>	31	131	4	0	0
Total Votes Cast	397	100.00%	<div><div></div></div>	96	295	6	0	0
Overvotes	0			0	0	0	0	0
Undervotes	3			2	1	0	0	0
Contest Totals	400			98	296	6	0	0

Board of Trustees, Place 1 – Allen ISD

Vote For 1

	TOTAL	VOTE %		Election Day	Early Voting	Ballots By Mail	Provisional	Limited Ballot
Sarah Mitchell	260	75.36%	<div><div></div></div>	54	200	6	0	0
Shanna Coulter	85	24.64%	<div><div></div></div>	28	57	0	0	0
Total Votes Cast	345	100.00%	<div><div></div></div>	82	257	6	0	0
Overvotes	0			0	0	0	0	0
Undervotes	55			16	39	0	0	0
Contest Totals	400			98	296	6	0	0

PCT 219

Board of Trustees, Place 2 – Allen ISD
Vote For 1

	TOTAL	VOTE %		Election Day	Early Voting	Ballots By Mail	Provision al	Limited Ballot
Veronica Yost	230	66.67%	<div><div></div></div>	49	176	5	0	0
Vatsa Ramanathan	115	33.33%	<div><div></div></div>	31	83	1	0	0
Total Votes Cast	345	100.00%	<div><div></div></div>	80	259	6	0	0
Overvotes	0			0	0	0	0	0
Undervotes	55			18	37	0	0	0
Contest Totals	400			98	296	6	0	0

Board of Trustees, Place 3 – Allen ISD
Vote For 1

	TOTAL	VOTE %		Election Day	Early Voting	Ballots By Mail	Provision al	Limited Ballot
Bill Pilcher	147	42.61%	<div><div></div></div>	45	100	2	0	0
John Holley	198	57.39%	<div><div></div></div>	38	156	4	0	0
Total Votes Cast	345	100.00%	<div><div></div></div>	83	256	6	0	0
Overvotes	0			0	0	0	0	0
Undervotes	55			15	40	0	0	0
Contest Totals	400			98	296	6	0	0

Summary Results Report
Joint General and Special Election
May 4, 2024

SOVC
FINAL
COLLIN COUNTY

PCT 220

City Council, Place 1 - City of Frisco

Vote For 1

	TOTAL	VOTE %		Election Day	Early Voting	Ballots By Mail	Provisional	Limited Ballot
Mark Piland	91	20.63%	<div><div></div></div>	39	52	0	0	0
John Keating	350	79.37%	<div><div></div></div>	128	215	7	0	0
Total Votes Cast	441	100.00%	<div><div></div></div>	167	267	7	0	0
Overvotes	0			0	0	0	0	0
Undervotes	6			0	6	0	0	0
Contest Totals	447			167	273	7	0	0

City Council, Place 3 - City of Frisco

Vote For 1

	TOTAL	VOTE %		Election Day	Early Voting	Ballots By Mail	Provisional	Limited Ballot
John Redmond	77	18.12%	<div><div></div></div>	36	40	1	0	0
Angelia Pelham	348	81.88%	<div><div></div></div>	124	218	6	0	0
Total Votes Cast	425	100.00%	<div><div></div></div>	160	258	7	0	0
Overvotes	0			0	0	0	0	0
Undervotes	22			7	15	0	0	0
Contest Totals	447			167	273	7	0	0

Proposition A - City of Frisco

Vote For 1

	TOTAL	VOTE %		Election Day	Early Voting	Ballots By Mail	Provisional	Limited Ballot
For the Proposition	183	42.76%	<div><div></div></div>	65	113	5	0	0
Against the Proposition	245	57.24%	<div><div></div></div>	95	148	2	0	0
Total Votes Cast	428	100.00%	<div><div></div></div>	160	261	7	0	0
Overvotes	0			0	0	0	0	0
Undervotes	19			7	12	0	0	0
Contest Totals	447			167	273	7	0	0

Proposition B - City of Frisco

Vote For 1

	TOTAL	VOTE %		Election Day	Early Voting	Ballots By Mail	Provisional	Limited Ballot
For the Proposition	150	35.29%	<div><div></div></div>	56	91	3	0	0
Against the Proposition	275	64.71%	<div><div></div></div>	102	169	4	0	0
Total Votes Cast	425	100.00%	<div><div></div></div>	158	260	7	0	0
Overvotes	0			0	0	0	0	0
Undervotes	22			9	13	0	0	0
Contest Totals	447			167	273	7	0	0

Summary Results Report
Joint General and Special Election
May 4, 2024

SOVC
FINAL
COLLIN COUNTY

PCT 220

Trustee, Place 6 – Frisco ISD

Vote For 1

	TOTAL	VOTE %		Election Day	Early Voting	Ballots By Mail	Provisional	Limited Ballot
Fred Kaiser	117	35.89%	<div><div></div></div>	55	62	0	0	0
Sherrie Salas	209	64.11%	<div><div></div></div>	72	134	3	0	0
Total Votes Cast	326	100.00%	<div><div></div></div>	127	196	3	0	0
Overvotes	0			0	0	0	0	0
Undervotes	22			8	14	0	0	0
Contest Totals	348			135	210	3	0	0

Trustee, Place 7 – Frisco ISD

Vote For 1

	TOTAL	VOTE %		Election Day	Early Voting	Ballots By Mail	Provisional	Limited Ballot
Melanie Barrios - Jones	86	26.14%	<div><div></div></div>	35	50	1	0	0
Keith Maddox	243	73.86%	<div><div></div></div>	93	148	2	0	0
Total Votes Cast	329	100.00%	<div><div></div></div>	128	198	3	0	0
Overvotes	0			0	0	0	0	0
Undervotes	19			7	12	0	0	0
Contest Totals	348			135	210	3	0	0

School Board Trustee, Place 4 – Prosper ISD

Vote For 1

	TOTAL	VOTE %		Election Day	Early Voting	Ballots By Mail	Provisional	Limited Ballot
Bill Beavers	39	54.93%	<div><div></div></div>	11	24	4	0	0
Lanford Rodgers	32	45.07%	<div><div></div></div>	16	16	0	0	0
Total Votes Cast	71	100.00%	<div><div></div></div>	27	40	4	0	0
Overvotes	0			0	0	0	0	0
Undervotes	28			5	23	0	0	0
Contest Totals	99			32	63	4	0	0

School Board Trustee, Place 7 – Prosper ISD

Vote For 1

	TOTAL	VOTE %		Election Day	Early Voting	Ballots By Mail	Provisional	Limited Ballot
Kristin Meier	28	39.44%	<div><div></div></div>	8	20	0	0	0
David Webb	35	49.30%	<div><div></div></div>	11	20	4	0	0
Drew Wilborn	8	11.27%	<div><div></div></div>	5	3	0	0	0
Total Votes Cast	71	100.00%	<div><div></div></div>	24	43	4	0	0
Overvotes	0			0	0	0	0	0
Undervotes	28			8	20	0	0	0
Contest Totals	99			32	63	4	0	0

Summary Results Report
Joint General and Special Election
May 4, 2024

SOVC
FINAL
COLLIN COUNTY

PCT 221

Proposition A – City of McKinney

Vote For 1

	TOTAL	VOTE %		Election Day	Early Voting	Ballots By Mail	Provision al	Limited Ballot
FOR	164	53.59%	<div><div></div></div>	36	109	19	0	0
AGAINST	142	46.41%	<div><div></div></div>	49	79	14	0	0
Total Votes Cast	306	100.00%	<div><div></div></div>	85	188	33	0	0
Overvotes	0			0	0	0	0	0
Undervotes	4			2	1	1	0	0
Contest Totals	310			87	189	34	0	0

Proposition B – City of McKinney

Vote For 1

	TOTAL	VOTE %		Election Day	Early Voting	Ballots By Mail	Provision al	Limited Ballot
FOR	141	46.08%	<div><div></div></div>	27	97	17	0	0
AGAINST	165	53.92%	<div><div></div></div>	59	90	16	0	0
Total Votes Cast	306	100.00%	<div><div></div></div>	86	187	33	0	0
Overvotes	0			0	0	0	0	0
Undervotes	4			1	2	1	0	0
Contest Totals	310			87	189	34	0	0

Proposition C – City of McKinney

Vote For 1

	TOTAL	VOTE %		Election Day	Early Voting	Ballots By Mail	Provision al	Limited Ballot
FOR	142	46.25%	<div><div></div></div>	26	98	18	0	0
AGAINST	165	53.75%	<div><div></div></div>	60	90	15	0	0
Total Votes Cast	307	100.00%	<div><div></div></div>	86	188	33	0	0
Overvotes	0			0	0	0	0	0
Undervotes	3			1	1	1	0	0
Contest Totals	310			87	189	34	0	0

Proposition D – City of McKinney

Vote For 1

	TOTAL	VOTE %		Election Day	Early Voting	Ballots By Mail	Provision al	Limited Ballot
FOR	191	62.01%	<div><div></div></div>	43	124	24	0	0
AGAINST	117	37.99%	<div><div></div></div>	43	65	9	0	0
Total Votes Cast	308	100.00%	<div><div></div></div>	86	189	33	0	0
Overvotes	0			0	0	0	0	0
Undervotes	2			1	0	1	0	0
Contest Totals	310			87	189	34	0	0

PCT 221

Proposition E – City of McKinney								
Vote For 1								
	TOTAL	VOTE %		Election Day	Early Voting	Ballots By Mail	Provision al	Limited Ballot
FOR	175	56.82%	<div><div></div></div>	34	117	24	0	0
AGAINST	133	43.18%	<div><div></div></div>	52	72	9	0	0
Total Votes Cast	308	100.00%	<div><div></div></div>	86	189	33	0	0
Overvotes	0			0	0	0	0	0
Undervotes	2			1	0	1	0	0
Contest Totals	310			87	189	34	0	0

Summary Results Report
Joint General and Special Election
May 4, 2024

SOVC
FINAL
COLLIN COUNTY

PCT 222

Councilmember, Place No. 1 - City of Allen

Vote For 1

	TOTAL	VOTE %		Election Day	Early Voting	Ballots By Mail	Provisional	Limited Ballot
Mike Schaeffer	209	49.06%	<div><div></div></div>	59	136	14	0	0
Dave Scott	114	26.76%	<div><div></div></div>	24	90	0	0	0
Esrar Razvi	103	24.18%	<div><div></div></div>	35	68	0	0	0
Total Votes Cast	426	100.00%	<div><div></div></div>	118	294	14	0	0
Overvotes	0			0	0	0	0	0
Undervotes	14			3	11	0	0	0
Contest Totals	440			121	305	14	0	0

Councilmember, Place No. 3 - City of Allen

Vote For 1

	TOTAL	VOTE %		Election Day	Early Voting	Ballots By Mail	Provisional	Limited Ballot
Dave Cornette	127	29.95%	<div><div></div></div>	25	94	8	0	0
Ken Cook	178	41.98%	<div><div></div></div>	53	121	4	0	0
Saad Hamid	119	28.07%	<div><div></div></div>	41	76	2	0	0
Total Votes Cast	424	100.00%	<div><div></div></div>	119	291	14	0	0
Overvotes	0			0	0	0	0	0
Undervotes	16			2	14	0	0	0
Contest Totals	440			121	305	14	0	0

Councilmember, Place No. 5 - City of Allen

Vote For 1

	TOTAL	VOTE %		Election Day	Early Voting	Ballots By Mail	Provisional	Limited Ballot
Dave Shafer	119	27.87%	<div><div></div></div>	24	87	8	0	0
Zeeshan Naseh	108	25.29%	<div><div></div></div>	37	71	0	0	0
Walter Merrill	21	4.92%	<div><div></div></div>	6	15	0	0	0
Carl Clemencich	179	41.92%	<div><div></div></div>	51	122	6	0	0
Total Votes Cast	427	100.00%	<div><div></div></div>	118	295	14	0	0
Overvotes	0			0	0	0	0	0
Undervotes	13			3	10	0	0	0
Contest Totals	440			121	305	14	0	0

Board of Trustees, Place 1 – Allen ISD

Vote For 1

	TOTAL	VOTE %		Election Day	Early Voting	Ballots By Mail	Provisional	Limited Ballot
Sarah Mitchell	286	76.27%	<div><div></div></div>	83	192	11	0	0
Shanna Coulter	89	23.73%	<div><div></div></div>	24	63	2	0	0
Total Votes Cast	375	100.00%	<div><div></div></div>	107	255	13	0	0
Overvotes	0			0	0	0	0	0
Undervotes	65			14	50	1	0	0
Contest Totals	440			121	305	14	0	0

PCT 222

Board of Trustees, Place 2 – Allen ISD								
Vote For 1								
	TOTAL	VOTE %		Election Day	Early Voting	Ballots By Mail	Provisional	Limited Ballot
Veronica Yost	249	63.36%	<div><div></div></div>	63	174	12	0	0
Vatsa Ramanathan	144	36.64%	<div><div></div></div>	49	93	2	0	0
Total Votes Cast	393	100.00%	<div><div></div></div>	112	267	14	0	0
Overvotes	0			0	0	0	0	0
Undervotes	47			9	38	0	0	0
Contest Totals	440			121	305	14	0	0

Board of Trustees, Place 3 – Allen ISD								
Vote For 1								
	TOTAL	VOTE %		Election Day	Early Voting	Ballots By Mail	Provisional	Limited Ballot
Bill Pilcher	126	31.90%	<div><div></div></div>	31	88	7	0	0
John Holley	269	68.10%	<div><div></div></div>	84	178	7	0	0
Total Votes Cast	395	100.00%	<div><div></div></div>	115	266	14	0	0
Overvotes	0			0	0	0	0	0
Undervotes	45			6	39	0	0	0
Contest Totals	440			121	305	14	0	0

Summary Results Report
Joint General and Special Election
May 4, 2024

SOVC
FINAL
COLLIN COUNTY

PCT 223

Councilmember, Place No. 1 - City of Allen

Vote For 1

	TOTAL	VOTE %		Election Day	Early Voting	Ballots By Mail	Provisional	Limited Ballot
Mike Schaeffer	120	51.50%	<div><div></div></div>	28	87	5	0	0
Dave Scott	91	39.06%	<div><div></div></div>	25	66	0	0	0
Esrar Razvi	22	9.44%	<div><div></div></div>	9	12	1	0	0
Total Votes Cast	233	100.00%	<div><div></div></div>	62	165	6	0	0
Overvotes	0			0	0	0	0	0
Undervotes	2			0	2	0	0	0
Contest Totals	235			62	167	6	0	0

Councilmember, Place No. 3 - City of Allen

Vote For 1

	TOTAL	VOTE %		Election Day	Early Voting	Ballots By Mail	Provisional	Limited Ballot
Dave Cornette	104	45.22%	<div><div></div></div>	29	73	2	0	0
Ken Cook	92	40.00%	<div><div></div></div>	19	71	2	0	0
Saad Hamid	34	14.78%	<div><div></div></div>	14	18	2	0	0
Total Votes Cast	230	100.00%	<div><div></div></div>	62	162	6	0	0
Overvotes	0			0	0	0	0	0
Undervotes	5			0	5	0	0	0
Contest Totals	235			62	167	6	0	0

Councilmember, Place No. 5 - City of Allen

Vote For 1

	TOTAL	VOTE %		Election Day	Early Voting	Ballots By Mail	Provisional	Limited Ballot
Dave Shafer	86	37.07%	<div><div></div></div>	21	64	1	0	0
Zeeshan Naseh	28	12.07%	<div><div></div></div>	15	13	0	0	0
Walter Merrill	5	2.16%	<div><div></div></div>	3	2	0	0	0
Carl Clemencich	113	48.71%	<div><div></div></div>	23	85	5	0	0
Total Votes Cast	232	100.00%	<div><div></div></div>	62	164	6	0	0
Overvotes	0			0	0	0	0	0
Undervotes	3			0	3	0	0	0
Contest Totals	235			62	167	6	0	0

Board of Trustees, Place 1 – Allen ISD

Vote For 1

	TOTAL	VOTE %		Election Day	Early Voting	Ballots By Mail	Provisional	Limited Ballot
Sarah Mitchell	149	68.66%	<div><div></div></div>	36	108	5	0	0
Shanna Coulter	68	31.34%	<div><div></div></div>	19	48	1	0	0
Total Votes Cast	217	100.00%	<div><div></div></div>	55	156	6	0	0
Overvotes	0			0	0	0	0	0
Undervotes	18			7	11	0	0	0
Contest Totals	235			62	167	6	0	0

PCT 223

Board of Trustees, Place 2 – Allen ISD
Vote For 1

	TOTAL	VOTE %		Election Day	Early Voting	Ballots By Mail	Provision al	Limited Ballot
Veronica Yost	140	63.64%	<div><div></div></div>	39	97	4	0	0
Vatsa Ramanathan	80	36.36%	<div><div></div></div>	18	60	2	0	0
Total Votes Cast	220	100.00%	<div><div></div></div>	57	157	6	0	0
Overvotes	0			0	0	0	0	0
Undervotes	15			5	10	0	0	0
Contest Totals	235			62	167	6	0	0

Board of Trustees, Place 3 – Allen ISD
Vote For 1

	TOTAL	VOTE %		Election Day	Early Voting	Ballots By Mail	Provision al	Limited Ballot
Bill Pilcher	84	37.84%	<div><div></div></div>	17	64	3	0	0
John Holley	138	62.16%	<div><div></div></div>	40	95	3	0	0
Total Votes Cast	222	100.00%	<div><div></div></div>	57	159	6	0	0
Overvotes	0			0	0	0	0	0
Undervotes	13			5	8	0	0	0
Contest Totals	235			62	167	6	0	0

PCT 224

School Board Trustee, Place 4 – Prosper ISD

Vote For 1	TOTAL	VOTE %		Election Day	Early Voting	Ballots By Mail	Provisional	Limited Ballot
Bill Beavers	130	81.25%	<div><div></div></div>	20	99	11	0	0
Lanford Rodgers	30	18.75%	<div><div></div></div>	9	18	3	0	0
Total Votes Cast	160	100.00%	<div><div></div></div>	29	117	14	0	0
Overvotes	0			0	0	0	0	0
Undervotes	2			0	2	0	0	0
Contest Totals	162			29	119	14	0	0

School Board Trustee, Place 7 – Prosper ISD

Vote For 1	TOTAL	VOTE %		Election Day	Early Voting	Ballots By Mail	Provisional	Limited Ballot
Kristin Meier	31	19.75%	<div><div></div></div>	9	16	6	0	0
David Webb	108	68.79%	<div><div></div></div>	16	87	5	0	0
Drew Wilborn	18	11.46%	<div><div></div></div>	3	12	3	0	0
Total Votes Cast	157	100.00%	<div><div></div></div>	28	115	14	0	0
Overvotes	0			0	0	0	0	0
Undervotes	5			1	4	0	0	0
Contest Totals	162			29	119	14	0	0

PCT 225

City Council, Place 1 - City of Frisco

Vote For 1

	TOTAL	VOTE %		Election Day	Early Voting	Ballots By Mail	Provisional	Limited Ballot
Mark Piland	111	28.32%	<div><div></div></div>	31	73	7	0	0
John Keating	281	71.68%	<div><div></div></div>	109	164	8	0	0
Total Votes Cast	392	100.00%	<div><div></div></div>	140	237	15	0	0
Overvotes	0			0	0	0	0	0
Undervotes	20			8	12	0	0	0
Contest Totals	412			148	249	15	0	0

City Council, Place 3 - City of Frisco

Vote For 1

	TOTAL	VOTE %		Election Day	Early Voting	Ballots By Mail	Provisional	Limited Ballot
John Redmond	98	25.13%	<div><div></div></div>	41	53	4	0	0
Angelia Pelham	292	74.87%	<div><div></div></div>	100	181	11	0	0
Total Votes Cast	390	100.00%	<div><div></div></div>	141	234	15	0	0
Overvotes	0			0	0	0	0	0
Undervotes	22			7	15	0	0	0
Contest Totals	412			148	249	15	0	0

Proposition A - City of Frisco

Vote For 1

	TOTAL	VOTE %		Election Day	Early Voting	Ballots By Mail	Provisional	Limited Ballot
For the Proposition	166	41.81%	<div><div></div></div>	56	97	13	0	0
Against the Proposition	231	58.19%	<div><div></div></div>	82	147	2	0	0
Total Votes Cast	397	100.00%	<div><div></div></div>	138	244	15	0	0
Overvotes	0			0	0	0	0	0
Undervotes	15			10	5	0	0	0
Contest Totals	412			148	249	15	0	0

Proposition B - City of Frisco

Vote For 1

	TOTAL	VOTE %		Election Day	Early Voting	Ballots By Mail	Provisional	Limited Ballot
For the Proposition	140	35.00%	<div><div></div></div>	49	80	11	0	0
Against the Proposition	260	65.00%	<div><div></div></div>	91	165	4	0	0
Total Votes Cast	400	100.00%	<div><div></div></div>	140	245	15	0	0
Overvotes	0			0	0	0	0	0
Undervotes	12			8	4	0	0	0
Contest Totals	412			148	249	15	0	0

PCT 225

Trustee, Place 6 – Frisco ISD
Vote For 1

	TOTAL	VOTE %		Election Day	Early Voting	Ballots By Mail	Provision al	Limited Ballot
Fred Kaiser	143	39.18%	<div><div></div></div>	50	84	9	0	0
Sherrie Salas	222	60.82%	<div><div></div></div>	81	137	4	0	0
Total Votes Cast	365	100.00%	<div><div></div></div>	131	221	13	0	0
Overvotes	0			0	0	0	0	0
Undervotes	47			17	28	2	0	0
Contest Totals	412			148	249	15	0	0

Trustee, Place 7 – Frisco ISD
Vote For 1

	TOTAL	VOTE %		Election Day	Early Voting	Ballots By Mail	Provision al	Limited Ballot
Melanie Barrios - Jones	110	29.41%	<div><div></div></div>	23	84	3	0	0
Keith Maddox	264	70.59%	<div><div></div></div>	110	144	10	0	0
Total Votes Cast	374	100.00%	<div><div></div></div>	133	228	13	0	0
Overvotes	0			0	0	0	0	0
Undervotes	38			15	21	2	0	0
Contest Totals	412			148	249	15	0	0

PCT 226

Proposition A – City of McKinney

Vote For 1

	TOTAL	VOTE %		Election Day	Early Voting	Ballots By Mail	Provision al	Limited Ballot
FOR	164	64.57%	<div><div></div></div>	52	102	10	0	0
AGAINST	90	35.43%	<div><div></div></div>	30	57	3	0	0
Total Votes Cast	254	100.00%	<div><div></div></div>	82	159	13	0	0
Overvotes	0			0	0	0	0	0
Undervotes	6			1	4	1	0	0
Contest Totals	260			83	163	14	0	0

Proposition B – City of McKinney

Vote For 1

	TOTAL	VOTE %		Election Day	Early Voting	Ballots By Mail	Provision al	Limited Ballot
FOR	108	42.69%	<div><div></div></div>	27	69	12	0	0
AGAINST	145	57.31%	<div><div></div></div>	55	89	1	0	0
Total Votes Cast	253	100.00%	<div><div></div></div>	82	158	13	0	0
Overvotes	0			0	0	0	0	0
Undervotes	7			1	5	1	0	0
Contest Totals	260			83	163	14	0	0

Proposition C – City of McKinney

Vote For 1

	TOTAL	VOTE %		Election Day	Early Voting	Ballots By Mail	Provision al	Limited Ballot
FOR	128	50.79%	<div><div></div></div>	36	81	11	0	0
AGAINST	124	49.21%	<div><div></div></div>	46	77	1	0	0
Total Votes Cast	252	100.00%	<div><div></div></div>	82	158	12	0	0
Overvotes	0			0	0	0	0	0
Undervotes	8			1	5	2	0	0
Contest Totals	260			83	163	14	0	0

Proposition D – City of McKinney

Vote For 1

	TOTAL	VOTE %		Election Day	Early Voting	Ballots By Mail	Provision al	Limited Ballot
FOR	179	69.92%	<div><div></div></div>	54	111	14	0	0
AGAINST	77	30.08%	<div><div></div></div>	28	49	0	0	0
Total Votes Cast	256	100.00%	<div><div></div></div>	82	160	14	0	0
Overvotes	0			0	0	0	0	0
Undervotes	4			1	3	0	0	0
Contest Totals	260			83	163	14	0	0

PCT 226

Proposition E – City of McKinney

Vote For 1

	TOTAL	VOTE %		Election Day	Early Voting	Ballots By Mail	Provision al	Limited Ballot
FOR	188	72.87%	<div><div></div></div>	61	113	14	0	0
AGAINST	70	27.13%	<div><div></div></div>	21	49	0	0	0
Total Votes Cast	258	100.00%	<div><div></div></div>	82	162	14	0	0
Overvotes	0			0	0	0	0	0
Undervotes	2			1	1	0	0	0
Contest Totals	260			83	163	14	0	0

Trustee, Place 6 – Frisco ISD

Vote For 1

	TOTAL	VOTE %		Election Day	Early Voting	Ballots By Mail	Provision al	Limited Ballot
Fred Kaiser	85	39.72%	<div><div></div></div>	26	51	8	0	0
Sherrie Salas	129	60.28%	<div><div></div></div>	44	81	4	0	0
Total Votes Cast	214	100.00%	<div><div></div></div>	70	132	12	0	0
Overvotes	0			0	0	0	0	0
Undervotes	46			13	31	2	0	0
Contest Totals	260			83	163	14	0	0

Trustee, Place 7 – Frisco ISD

Vote For 1

	TOTAL	VOTE %		Election Day	Early Voting	Ballots By Mail	Provision al	Limited Ballot
Melanie Barrios - Jones	76	34.08%	<div><div></div></div>	19	49	8	0	0
Keith Maddox	147	65.92%	<div><div></div></div>	54	89	4	0	0
Total Votes Cast	223	100.00%	<div><div></div></div>	73	138	12	0	0
Overvotes	0			0	0	0	0	0
Undervotes	37			10	25	2	0	0
Contest Totals	260			83	163	14	0	0

Summary Results Report
Joint General and Special Election
May 4, 2024

SOVC
FINAL
COLLIN COUNTY

PCT 227

Councilmember, Place No. 1 - City of Allen

Vote For 1

	TOTAL	VOTE %		Election Day	Early Voting	Ballots By Mail	Provisional	Limited Ballot
Mike Schaeffer	218	60.89%	<div><div></div></div>	57	153	8	0	0
Dave Scott	90	25.14%	<div><div></div></div>	26	59	5	0	0
Esrar Razvi	50	13.97%	<div><div></div></div>	27	23	0	0	0
Total Votes Cast	358	100.00%	<div><div></div></div>	110	235	13	0	0
Overvotes	0			0	0	0	0	0
Undervotes	8			1	5	2	0	0
Contest Totals	366			111	240	15	0	0

Councilmember, Place No. 3 - City of Allen

Vote For 1

	TOTAL	VOTE %		Election Day	Early Voting	Ballots By Mail	Provisional	Limited Ballot
Dave Cornette	117	32.87%	<div><div></div></div>	30	79	8	0	0
Ken Cook	181	50.84%	<div><div></div></div>	50	126	5	0	0
Saad Hamid	58	16.29%	<div><div></div></div>	27	30	1	0	0
Total Votes Cast	356	100.00%	<div><div></div></div>	107	235	14	0	0
Overvotes	0			0	0	0	0	0
Undervotes	10			4	5	1	0	0
Contest Totals	366			111	240	15	0	0

Councilmember, Place No. 5 - City of Allen

Vote For 1

	TOTAL	VOTE %		Election Day	Early Voting	Ballots By Mail	Provisional	Limited Ballot
Dave Shafer	90	25.35%	<div><div></div></div>	29	55	6	0	0
Zeeshan Naseh	59	16.62%	<div><div></div></div>	29	30	0	0	0
Walter Merrill	15	4.23%	<div><div></div></div>	4	10	1	0	0
Carl Clemencich	191	53.80%	<div><div></div></div>	47	137	7	0	0
Total Votes Cast	355	100.00%	<div><div></div></div>	109	232	14	0	0
Overvotes	0			0	0	0	0	0
Undervotes	11			2	8	1	0	0
Contest Totals	366			111	240	15	0	0

Board of Trustees, Place 1 – Allen ISD

Vote For 1

	TOTAL	VOTE %		Election Day	Early Voting	Ballots By Mail	Provisional	Limited Ballot
Sarah Mitchell	244	77.22%	<div><div></div></div>	71	163	10	0	0
Shanna Coulter	72	22.78%	<div><div></div></div>	15	55	2	0	0
Total Votes Cast	316	100.00%	<div><div></div></div>	86	218	12	0	0
Overvotes	0			0	0	0	0	0
Undervotes	50			25	22	3	0	0
Contest Totals	366			111	240	15	0	0

PCT 227

Board of Trustees, Place 2 – Allen ISD
Vote For 1

	TOTAL	VOTE %		Election Day	Early Voting	Ballots By Mail	Provision al	Limited Ballot
Veronica Yost	210	66.25%	<div><div></div></div>	59	143	8	0	0
Vatsa Ramanathan	107	33.75%	<div><div></div></div>	28	76	3	0	0
Total Votes Cast	317	100.00%	<div><div></div></div>	87	219	11	0	0
Overvotes	0			0	0	0	0	0
Undervotes	49			24	21	4	0	0
Contest Totals	366			111	240	15	0	0

Board of Trustees, Place 3 – Allen ISD
Vote For 1

	TOTAL	VOTE %		Election Day	Early Voting	Ballots By Mail	Provision al	Limited Ballot
Bill Pilcher	98	30.82%	<div><div></div></div>	25	69	4	0	0
John Holley	220	69.18%	<div><div></div></div>	67	145	8	0	0
Total Votes Cast	318	100.00%	<div><div></div></div>	92	214	12	0	0
Overvotes	0			0	0	0	0	0
Undervotes	48			19	26	3	0	0
Contest Totals	366			111	240	15	0	0

Summary Results Report
Joint General and Special Election
May 4, 2024

SOVC
FINAL
COLLIN COUNTY

PCT 229

City Council, Place 1 - City of Frisco

Vote For 1

	TOTAL	VOTE %		Election Day	Early Voting	Ballots By Mail	Provisional	Limited Ballot
Mark Piland	85	49.71%	<div><div></div></div>	24	57	4	0	0
John Keating	86	50.29%	<div><div></div></div>	37	47	2	0	0
Total Votes Cast	171	100.00%	<div><div></div></div>	61	104	6	0	0
Overvotes	0			0	0	0	0	0
Undervotes	9			2	7	0	0	0
Contest Totals	180			63	111	6	0	0

City Council, Place 3 - City of Frisco

Vote For 1

	TOTAL	VOTE %		Election Day	Early Voting	Ballots By Mail	Provisional	Limited Ballot
John Redmond	67	39.41%	<div><div></div></div>	21	44	2	0	0
Angelia Pelham	103	60.59%	<div><div></div></div>	40	59	4	0	0
Total Votes Cast	170	100.00%	<div><div></div></div>	61	103	6	0	0
Overvotes	0			0	0	0	0	0
Undervotes	10			2	8	0	0	0
Contest Totals	180			63	111	6	0	0

Proposition A - City of Frisco

Vote For 1

	TOTAL	VOTE %		Election Day	Early Voting	Ballots By Mail	Provisional	Limited Ballot
For the Proposition	100	56.50%	<div><div></div></div>	33	64	3	0	0
Against the Proposition	77	43.50%	<div><div></div></div>	29	45	3	0	0
Total Votes Cast	177	100.00%	<div><div></div></div>	62	109	6	0	0
Overvotes	0			0	0	0	0	0
Undervotes	3			1	2	0	0	0
Contest Totals	180			63	111	6	0	0

Proposition B - City of Frisco

Vote For 1

	TOTAL	VOTE %		Election Day	Early Voting	Ballots By Mail	Provisional	Limited Ballot
For the Proposition	91	51.41%	<div><div></div></div>	31	58	2	0	0
Against the Proposition	86	48.59%	<div><div></div></div>	31	51	4	0	0
Total Votes Cast	177	100.00%	<div><div></div></div>	62	109	6	0	0
Overvotes	0			0	0	0	0	0
Undervotes	3			1	2	0	0	0
Contest Totals	180			63	111	6	0	0

Summary Results Report
Joint General and Special Election
May 4, 2024

SOVC
FINAL
COLLIN COUNTY

PCT 229

Trustee, Place 6 – Frisco ISD

Vote For 1

	TOTAL	VOTE %		Election Day	Early Voting	Ballots By Mail	Provision al	Limited Ballot
Fred Kaiser	57	36.77%	<div><div></div></div>	12	41	4	0	0
Sherrie Salas	98	63.23%	<div><div></div></div>	44	52	2	0	0
Total Votes Cast	155	100.00%	<div><div></div></div>	56	93	6	0	0
Overvotes	0			0	0	0	0	0
Undervotes	21			5	16	0	0	0
Contest Totals	176			61	109	6	0	0

Trustee, Place 7 – Frisco ISD

Vote For 1

	TOTAL	VOTE %		Election Day	Early Voting	Ballots By Mail	Provision al	Limited Ballot
Melanie Barrios - Jones	51	31.88%	<div><div></div></div>	16	33	2	0	0
Keith Maddox	109	68.12%	<div><div></div></div>	40	66	3	0	0
Total Votes Cast	160	100.00%	<div><div></div></div>	56	99	5	0	0
Overvotes	0			0	0	0	0	0
Undervotes	16			5	10	1	0	0
Contest Totals	176			61	109	6	0	0

School Board Trustee, Place 4 – Prosper ISD

Vote For 1

	TOTAL	VOTE %		Election Day	Early Voting	Ballots By Mail	Provision al	Limited Ballot
Bill Beavers	1	25.00%	<div><div></div></div>	1	0	0	0	0
Lanford Rodgers	3	75.00%	<div><div></div></div>	1	2	0	0	0
Total Votes Cast	4	100.00%	<div><div></div></div>	2	2	0	0	0
Overvotes	0			0	0	0	0	0
Undervotes	0			0	0	0	0	0
Contest Totals	4			2	2	0	0	0

School Board Trustee, Place 7 – Prosper ISD

Vote For 1

	TOTAL	VOTE %		Election Day	Early Voting	Ballots By Mail	Provision al	Limited Ballot
Kristin Meier	1	25.00%	<div><div></div></div>	0	1	0	0	0
David Webb	1	25.00%	<div><div></div></div>	1	0	0	0	0
Drew Wilborn	2	50.00%	<div><div></div></div>	1	1	0	0	0
Total Votes Cast	4	100.00%	<div><div></div></div>	2	2	0	0	0
Overvotes	0			0	0	0	0	0
Undervotes	0			0	0	0	0	0
Contest Totals	4			2	2	0	0	0

PCT 230

Proposition A – City of McKinney

Vote For 1

	TOTAL	VOTE %		Election Day	Early Voting	Ballots By Mail	Provision al	Limited Ballot
FOR	77	62.10%	<div><div></div></div>	19	43	15	0	0
AGAINST	47	37.90%	<div><div></div></div>	15	28	4	0	0
Total Votes Cast	124	100.00%	<div><div></div></div>	34	71	19	0	0
Overvotes	0			0	0	0	0	0
Undervotes	5			1	2	2	0	0
Contest Totals	129			35	73	21	0	0

Proposition B – City of McKinney

Vote For 1

	TOTAL	VOTE %		Election Day	Early Voting	Ballots By Mail	Provision al	Limited Ballot
FOR	59	46.83%	<div><div></div></div>	13	35	11	0	0
AGAINST	67	53.17%	<div><div></div></div>	22	36	9	0	0
Total Votes Cast	126	100.00%	<div><div></div></div>	35	71	20	0	0
Overvotes	0			0	0	0	0	0
Undervotes	3			0	2	1	0	0
Contest Totals	129			35	73	21	0	0

Proposition C – City of McKinney

Vote For 1

	TOTAL	VOTE %		Election Day	Early Voting	Ballots By Mail	Provision al	Limited Ballot
FOR	73	57.94%	<div><div></div></div>	20	41	12	0	0
AGAINST	53	42.06%	<div><div></div></div>	15	30	8	0	0
Total Votes Cast	126	100.00%	<div><div></div></div>	35	71	20	0	0
Overvotes	0			0	0	0	0	0
Undervotes	3			0	2	1	0	0
Contest Totals	129			35	73	21	0	0

Proposition D – City of McKinney

Vote For 1

	TOTAL	VOTE %		Election Day	Early Voting	Ballots By Mail	Provision al	Limited Ballot
FOR	87	70.16%	<div><div></div></div>	18	51	18	0	0
AGAINST	37	29.84%	<div><div></div></div>	16	19	2	0	0
Total Votes Cast	124	100.00%	<div><div></div></div>	34	70	20	0	0
Overvotes	0			0	0	0	0	0
Undervotes	5			1	3	1	0	0
Contest Totals	129			35	73	21	0	0

Summary Results Report
Joint General and Special Election
May 4, 2024

SOVC
FINAL
COLLIN COUNTY

PCT 230

Proposition E – City of McKinney

Vote For 1

	TOTAL	VOTE %		Election Day	Early Voting	Ballots By Mail	Provision al	Limited Ballot
FOR	86	69.35%	<div><div></div></div>	17	51	18	0	0
AGAINST	38	30.65%	<div><div></div></div>	17	19	2	0	0
Total Votes Cast	124	100.00%	<div><div></div></div>	34	70	20	0	0
Overvotes	0			0	0	0	0	0
Undervotes	5			1	3	1	0	0
Contest Totals	129			35	73	21	0	0

Board of Trustees, Place 1 – Allen ISD

Vote For 1

	TOTAL	VOTE %		Election Day	Early Voting	Ballots By Mail	Provision al	Limited Ballot
Sarah Mitchell	74	77.89%	<div><div></div></div>	22	42	10	0	0
Shanna Coulter	21	22.11%	<div><div></div></div>	7	14	0	0	0
Total Votes Cast	95	100.00%	<div><div></div></div>	29	56	10	0	0
Overvotes	0			0	0	0	0	0
Undervotes	30			6	15	9	0	0
Contest Totals	125			35	71	19	0	0

Board of Trustees, Place 2 – Allen ISD

Vote For 1

	TOTAL	VOTE %		Election Day	Early Voting	Ballots By Mail	Provision al	Limited Ballot
Veronica Yost	76	76.77%	<div><div></div></div>	26	39	11	0	0
Vatsa Ramanathan	23	23.23%	<div><div></div></div>	4	17	2	0	0
Total Votes Cast	99	100.00%	<div><div></div></div>	30	56	13	0	0
Overvotes	0			0	0	0	0	0
Undervotes	26			5	15	6	0	0
Contest Totals	125			35	71	19	0	0

Board of Trustees, Place 3 – Allen ISD

Vote For 1

	TOTAL	VOTE %		Election Day	Early Voting	Ballots By Mail	Provision al	Limited Ballot
Bill Pilcher	42	44.21%	<div><div></div></div>	13	23	6	0	0
John Holley	53	55.79%	<div><div></div></div>	16	30	7	0	0
Total Votes Cast	95	100.00%	<div><div></div></div>	29	53	13	0	0
Overvotes	0			0	0	0	0	0
Undervotes	30			6	18	6	0	0
Contest Totals	125			35	71	19	0	0

PCT 230

Trustee, Place 6 – Frisco ISD
Vote For 1

	TOTAL	VOTE %		Election Day	Early Voting	Ballots By Mail	Provision al	Limited Ballot
Fred Kaiser	1	33.33%	<div><div></div></div>	0	0	1	0	0
Sherrie Salas	2	66.67%	<div><div></div></div>	0	1	1	0	0
Total Votes Cast	3	100.00%	<div><div></div></div>	0	1	2	0	0
Overvotes	0			0	0	0	0	0
Undervotes	1			0	1	0	0	0
Contest Totals	4			0	2	2	0	0

Trustee, Place 7 – Frisco ISD
Vote For 1

	TOTAL	VOTE %		Election Day	Early Voting	Ballots By Mail	Provision al	Limited Ballot
Melanie Barrios - Jones	2	66.67%	<div><div></div></div>	0	1	1	0	0
Keith Maddox	1	33.33%	<div><div></div></div>	0	0	1	0	0
Total Votes Cast	3	100.00%	<div><div></div></div>	0	1	2	0	0
Overvotes	0			0	0	0	0	0
Undervotes	1			0	1	0	0	0
Contest Totals	4			0	2	2	0	0

Summary Results Report
Joint General and Special Election
May 4, 2024

SOVC
FINAL
COLLIN COUNTY

PCT 231

Proposition A – City of McKinney

Vote For 1

	TOTAL	VOTE %		Election Day	Early Voting	Ballots By Mail	Provision al	Limited Ballot
FOR	84	51.22%	<div><div></div></div>	24	53	7	0	0
AGAINST	80	48.78%	<div><div></div></div>	35	41	3	1	0
Total Votes Cast	164	100.00%	<div><div></div></div>	59	94	10	1	0
Overvotes	0			0	0	0	0	0
Undervotes	0			0	0	0	0	0
Contest Totals	164			59	94	10	1	0

Proposition B – City of McKinney

Vote For 1

	TOTAL	VOTE %		Election Day	Early Voting	Ballots By Mail	Provision al	Limited Ballot
FOR	57	34.97%	<div><div></div></div>	12	41	4	0	0
AGAINST	106	65.03%	<div><div></div></div>	47	52	6	1	0
Total Votes Cast	163	100.00%	<div><div></div></div>	59	93	10	1	0
Overvotes	0			0	0	0	0	0
Undervotes	1			0	1	0	0	0
Contest Totals	164			59	94	10	1	0

Proposition C – City of McKinney

Vote For 1

	TOTAL	VOTE %		Election Day	Early Voting	Ballots By Mail	Provision al	Limited Ballot
FOR	72	44.44%	<div><div></div></div>	22	46	4	0	0
AGAINST	90	55.56%	<div><div></div></div>	37	46	6	1	0
Total Votes Cast	162	100.00%	<div><div></div></div>	59	92	10	1	0
Overvotes	0			0	0	0	0	0
Undervotes	2			0	2	0	0	0
Contest Totals	164			59	94	10	1	0

Proposition D – City of McKinney

Vote For 1

	TOTAL	VOTE %		Election Day	Early Voting	Ballots By Mail	Provision al	Limited Ballot
FOR	93	57.06%	<div><div></div></div>	28	57	8	0	0
AGAINST	70	42.94%	<div><div></div></div>	31	36	2	1	0
Total Votes Cast	163	100.00%	<div><div></div></div>	59	93	10	1	0
Overvotes	0			0	0	0	0	0
Undervotes	1			0	1	0	0	0
Contest Totals	164			59	94	10	1	0

PCT 231

Proposition E – City of McKinney								
Vote For 1								
	TOTAL	VOTE %		Election Day	Early Voting	Ballots By Mail	Provision al	Limited Ballot
FOR	98	60.12%	<div><div></div></div>	28	62	8	0	0
AGAINST	65	39.88%	<div><div></div></div>	31	31	2	1	0
Total Votes Cast	163	100.00%	<div><div></div></div>	59	93	10	1	0
Overvotes	0			0	0	0	0	0
Undervotes	1			0	1	0	0	0
Contest Totals	164			59	94	10	1	0

PCT 232

Councilmember, Place 2 – City of Wylie
Vote For 1

	TOTAL	VOTE %		Election Day	Early Voting	Ballots By Mail	Provision al	Limited Ballot
Ahmed Abdelghani	49	25.39%	<div><div></div></div>	20	25	4	0	0
Dave Strang	144	74.61%	<div><div></div></div>	45	91	8	0	0
Total Votes Cast	193	100.00%	<div><div></div></div>	65	116	12	0	0
Overvotes	0			0	0	0	0	0
Undervotes	1			0	1	0	0	0
Contest Totals	194			65	117	12	0	0

Councilmember, Place 4 – City of Wylie
Vote For 1

	TOTAL	VOTE %		Election Day	Early Voting	Ballots By Mail	Provision al	Limited Ballot
Danish Aftab	45	23.56%	<div><div></div></div>	17	24	4	0	0
Scott Williams	146	76.44%	<div><div></div></div>	48	91	7	0	0
Total Votes Cast	191	100.00%	<div><div></div></div>	65	115	11	0	0
Overvotes	0			0	0	0	0	0
Undervotes	3			0	2	1	0	0
Contest Totals	194			65	117	12	0	0

Summary Results Report
Joint General and Special Election
May 4, 2024

SOVC
FINAL
COLLIN COUNTY

PCT 233

Councilmember, Place 2 – City of Wylie

Vote For 1

	TOTAL	VOTE %		Election Day	Early Voting	Ballots By Mail	Provision al	Limited Ballot
Ahmed Abdelghani	20	32.79%	<div><div></div></div>	9	10	1	0	0
Dave Strang	41	67.21%	<div><div></div></div>	7	32	2	0	0
Total Votes Cast	61	100.00%	<div><div></div></div>	16	42	3	0	0
Overvotes	0			0	0	0	0	0
Undervotes	2			0	2	0	0	0
Contest Totals	63			16	44	3	0	0

Councilmember, Place 4 – City of Wylie

Vote For 1

	TOTAL	VOTE %		Election Day	Early Voting	Ballots By Mail	Provision al	Limited Ballot
Danish Aftab	16	25.40%	<div><div></div></div>	8	7	1	0	0
Scott Williams	47	74.60%	<div><div></div></div>	8	37	2	0	0
Total Votes Cast	63	100.00%	<div><div></div></div>	16	44	3	0	0
Overvotes	0			0	0	0	0	0
Undervotes	0			0	0	0	0	0
Contest Totals	63			16	44	3	0	0

Trustee, Place 2 – Community ISD

Vote For 1

	TOTAL	VOTE %		Election Day	Early Voting	Ballots By Mail	Provision al	Limited Ballot
Jessica R Foster	0	0.00%	<div><div></div></div>	0	0	0	0	0
Kris Zilberstein	1	100.00%	<div><div></div></div>	0	0	1	0	0
Total Votes Cast	1	100.00%	<div><div></div></div>	0	0	1	0	0
Overvotes	0			0	0	0	0	0
Undervotes	0			0	0	0	0	0
Contest Totals	1			0	0	1	0	0

Trustee, Place 7 – Community ISD

Vote For 1

	TOTAL	VOTE %		Election Day	Early Voting	Ballots By Mail	Provision al	Limited Ballot
Joshua Saenz	1	100.00%	<div><div></div></div>	0	0	1	0	0
Total Votes Cast	1	100.00%	<div><div></div></div>	0	0	1	0	0
Overvotes	0			0	0	0	0	0
Undervotes	0			0	0	0	0	0
Contest Totals	1			0	0	1	0	0

Summary Results Report
Joint General and Special Election
May 4, 2024

SOVC
FINAL
COLLIN COUNTY

PCT 234

City Council, Place 1 - City of Frisco

Vote For 1

	TOTAL	VOTE %		Election Day	Early Voting	Ballots By Mail	Provision al	Limited Ballot
Mark Piland	103	29.68%	<div><div></div></div>	44	57	2	0	0
John Keating	244	70.32%	<div><div></div></div>	104	139	1	0	0
Total Votes Cast	347	100.00%	<div><div></div></div>	148	196	3	0	0
Overvotes	0			0	0	0	0	0
Undervotes	15			6	9	0	0	0
Contest Totals	362			154	205	3	0	0

City Council, Place 3 - City of Frisco

Vote For 1

	TOTAL	VOTE %		Election Day	Early Voting	Ballots By Mail	Provision al	Limited Ballot
John Redmond	82	24.19%	<div><div></div></div>	32	48	2	0	0
Angelia Pelham	257	75.81%	<div><div></div></div>	106	150	1	0	0
Total Votes Cast	339	100.00%	<div><div></div></div>	138	198	3	0	0
Overvotes	0			0	0	0	0	0
Undervotes	23			16	7	0	0	0
Contest Totals	362			154	205	3	0	0

Proposition A – City of Frisco

Vote For 1

	TOTAL	VOTE %		Election Day	Early Voting	Ballots By Mail	Provision al	Limited Ballot
For the Proposition	159	45.17%	<div><div></div></div>	67	92	0	0	0
Against the Proposition	193	54.83%	<div><div></div></div>	78	112	3	0	0
Total Votes Cast	352	100.00%	<div><div></div></div>	145	204	3	0	0
Overvotes	0			0	0	0	0	0
Undervotes	10			9	1	0	0	0
Contest Totals	362			154	205	3	0	0

Proposition B – City of Frisco

Vote For 1

	TOTAL	VOTE %		Election Day	Early Voting	Ballots By Mail	Provision al	Limited Ballot
For the Proposition	136	38.53%	<div><div></div></div>	60	76	0	0	0
Against the Proposition	217	61.47%	<div><div></div></div>	86	128	3	0	0
Total Votes Cast	353	100.00%	<div><div></div></div>	146	204	3	0	0
Overvotes	0			0	0	0	0	0
Undervotes	9			8	1	0	0	0
Contest Totals	362			154	205	3	0	0

PCT 234

Trustee, Place 6 – Frisco ISD
Vote For 1

	TOTAL	VOTE %		Election Day	Early Voting	Ballots By Mail	Provision al	Limited Ballot
Fred Kaiser	107	33.97%	<div><div></div></div>	34	72	1	0	0
Sherrie Salas	208	66.03%	<div><div></div></div>	94	112	2	0	0
Total Votes Cast	315	100.00%	<div><div></div></div>	128	184	3	0	0
Overvotes	0			0	0	0	0	0
Undervotes	47			26	21	0	0	0
Contest Totals	362			154	205	3	0	0

Trustee, Place 7 – Frisco ISD
Vote For 1

	TOTAL	VOTE %		Election Day	Early Voting	Ballots By Mail	Provision al	Limited Ballot
Melanie Barrios - Jones	107	32.33%	<div><div></div></div>	32	73	2	0	0
Keith Maddox	224	67.67%	<div><div></div></div>	101	122	1	0	0
Total Votes Cast	331	100.00%	<div><div></div></div>	133	195	3	0	0
Overvotes	0			0	0	0	0	0
Undervotes	31			21	10	0	0	0
Contest Totals	362			154	205	3	0	0

PCT 235

Trustee, Place 6 – Frisco ISD
Vote For 1

	TOTAL	VOTE %		Election Day	Early Voting	Ballots By Mail	Provision al	Limited Ballot
Fred Kaiser	4	30.77%	<div><div></div></div>	0	2	2	0	0
Sherrie Salas	9	69.23%	<div><div></div></div>	6	0	3	0	0
Total Votes Cast	13	100.00%	<div><div></div></div>	6	2	5	0	0
Overvotes	0			0	0	0	0	0
Undervotes	2			1	1	0	0	0
Contest Totals	15			7	3	5	0	0

Trustee, Place 7 – Frisco ISD
Vote For 1

	TOTAL	VOTE %		Election Day	Early Voting	Ballots By Mail	Provision al	Limited Ballot
Melanie Barrios - Jones	7	46.67%	<div><div></div></div>	2	2	3	0	0
Keith Maddox	8	53.33%	<div><div></div></div>	5	1	2	0	0
Total Votes Cast	15	100.00%	<div><div></div></div>	7	3	5	0	0
Overvotes	0			0	0	0	0	0
Undervotes	0			0	0	0	0	0
Contest Totals	15			7	3	5	0	0

PCT 236

Proposition A – City of McKinney

Vote For 1

	TOTAL	VOTE %		Election Day	Early Voting	Ballots By Mail	Provision al	Limited Ballot
FOR	80	45.71%	<div><div></div></div>	28	46	6	0	0
AGAINST	95	54.29%	<div><div></div></div>	31	51	13	0	0
Total Votes Cast	175	100.00%	<div><div></div></div>	59	97	19	0	0
Overvotes	0			0	0	0	0	0
Undervotes	1			0	1	0	0	0
Contest Totals	176			59	98	19	0	0

Proposition B – City of McKinney

Vote For 1

	TOTAL	VOTE %		Election Day	Early Voting	Ballots By Mail	Provision al	Limited Ballot
FOR	61	34.66%	<div><div></div></div>	17	40	4	0	0
AGAINST	115	65.34%	<div><div></div></div>	42	58	15	0	0
Total Votes Cast	176	100.00%	<div><div></div></div>	59	98	19	0	0
Overvotes	0			0	0	0	0	0
Undervotes	0			0	0	0	0	0
Contest Totals	176			59	98	19	0	0

Proposition C – City of McKinney

Vote For 1

	TOTAL	VOTE %		Election Day	Early Voting	Ballots By Mail	Provision al	Limited Ballot
FOR	66	38.15%	<div><div></div></div>	20	41	5	0	0
AGAINST	107	61.85%	<div><div></div></div>	38	56	13	0	0
Total Votes Cast	173	100.00%	<div><div></div></div>	58	97	18	0	0
Overvotes	0			0	0	0	0	0
Undervotes	3			1	1	1	0	0
Contest Totals	176			59	98	19	0	0

Proposition D – City of McKinney

Vote For 1

	TOTAL	VOTE %		Election Day	Early Voting	Ballots By Mail	Provision al	Limited Ballot
FOR	103	59.20%	<div><div></div></div>	33	56	14	0	0
AGAINST	71	40.80%	<div><div></div></div>	26	40	5	0	0
Total Votes Cast	174	100.00%	<div><div></div></div>	59	96	19	0	0
Overvotes	0			0	0	0	0	0
Undervotes	2			0	2	0	0	0
Contest Totals	176			59	98	19	0	0

PCT 236

Proposition E – City of McKinney								
Vote For 1								
	TOTAL	VOTE %		Election Day	Early Voting	Ballots By Mail	Provisional	Limited Ballot
FOR	93	53.14%	<div><div></div></div>	29	52	12	0	0
AGAINST	82	46.86%	<div><div></div></div>	30	45	7	0	0
Total Votes Cast	175	100.00%	<div><div></div></div>	59	97	19	0	0
Overvotes	0			0	0	0	0	0
Undervotes	1			0	1	0	0	0
Contest Totals	176			59	98	19	0	0

PCT 237

Councilmember, Place 2 – City of Wylie
Vote For 1

	TOTAL	VOTE %		Election Day	Early Voting	Ballots By Mail	Provision al	Limited Ballot
Ahmed Abdelghani	113	57.65%	<div><div></div></div>	52	57	4	0	0
Dave Strang	83	42.35%	<div><div></div></div>	40	40	3	0	0
Total Votes Cast	196	100.00%	<div><div></div></div>	92	97	7	0	0
Overvotes	0			0	0	0	0	0
Undervotes	2			0	2	0	0	0
Contest Totals	198			92	99	7	0	0

Councilmember, Place 4 – City of Wylie
Vote For 1

	TOTAL	VOTE %		Election Day	Early Voting	Ballots By Mail	Provision al	Limited Ballot
Danish Aftab	106	54.64%	<div><div></div></div>	47	57	2	0	0
Scott Williams	88	45.36%	<div><div></div></div>	43	40	5	0	0
Total Votes Cast	194	100.00%	<div><div></div></div>	90	97	7	0	0
Overvotes	0			0	0	0	0	0
Undervotes	4			2	2	0	0	0
Contest Totals	198			92	99	7	0	0

PCT 238

Proposition A – City of McKinney

Vote For 1

	TOTAL	VOTE %		Election Day	Early Voting	Ballots By Mail	Provision al	Limited Ballot
FOR	86	73.50%	<div><div></div></div>	30	49	7	0	0
AGAINST	31	26.50%	<div><div></div></div>	10	15	6	0	0
Total Votes Cast	117	100.00%	<div><div></div></div>	40	64	13	0	0
Overvotes	0			0	0	0	0	0
Undervotes	2			0	2	0	0	0
Contest Totals	119			40	66	13	0	0

Proposition B – City of McKinney

Vote For 1

	TOTAL	VOTE %		Election Day	Early Voting	Ballots By Mail	Provision al	Limited Ballot
FOR	58	49.15%	<div><div></div></div>	19	36	3	0	0
AGAINST	60	50.85%	<div><div></div></div>	21	29	10	0	0
Total Votes Cast	118	100.00%	<div><div></div></div>	40	65	13	0	0
Overvotes	0			0	0	0	0	0
Undervotes	1			0	1	0	0	0
Contest Totals	119			40	66	13	0	0

Proposition C – City of McKinney

Vote For 1

	TOTAL	VOTE %		Election Day	Early Voting	Ballots By Mail	Provision al	Limited Ballot
FOR	66	56.90%	<div><div></div></div>	20	40	6	0	0
AGAINST	50	43.10%	<div><div></div></div>	19	24	7	0	0
Total Votes Cast	116	100.00%	<div><div></div></div>	39	64	13	0	0
Overvotes	0			0	0	0	0	0
Undervotes	3			1	2	0	0	0
Contest Totals	119			40	66	13	0	0

Proposition D – City of McKinney

Vote For 1

	TOTAL	VOTE %		Election Day	Early Voting	Ballots By Mail	Provision al	Limited Ballot
FOR	79	68.70%	<div><div></div></div>	27	43	9	0	0
AGAINST	36	31.30%	<div><div></div></div>	12	21	3	0	0
Total Votes Cast	115	100.00%	<div><div></div></div>	39	64	12	0	0
Overvotes	0			0	0	0	0	0
Undervotes	4			1	2	1	0	0
Contest Totals	119			40	66	13	0	0

PCT 238

Proposition E – City of McKinney

Vote For 1

	TOTAL	VOTE %		Election Day	Early Voting	Ballots By Mail	Provision al	Limited Ballot
FOR	86	75.44%	<div><div></div></div>	30	48	8	0	0
AGAINST	28	24.56%	<div><div></div></div>	9	15	4	0	0
Total Votes Cast	114	100.00%	<div><div></div></div>	39	63	12	0	0
Overvotes	0			0	0	0	0	0
Undervotes	5			1	3	1	0	0
Contest Totals	119			40	66	13	0	0

Trustee, Place 6 – Frisco ISD

Vote For 1

	TOTAL	VOTE %		Election Day	Early Voting	Ballots By Mail	Provision al	Limited Ballot
Fred Kaiser	43	44.33%	<div><div></div></div>	17	20	6	0	0
Sherrie Salas	54	55.67%	<div><div></div></div>	17	33	4	0	0
Total Votes Cast	97	100.00%	<div><div></div></div>	34	53	10	0	0
Overvotes	0			0	0	0	0	0
Undervotes	22			6	13	3	0	0
Contest Totals	119			40	66	13	0	0

Trustee, Place 7 – Frisco ISD

Vote For 1

	TOTAL	VOTE %		Election Day	Early Voting	Ballots By Mail	Provision al	Limited Ballot
Melanie Barrios - Jones	25	25.00%	<div><div></div></div>	9	15	1	0	0
Keith Maddox	75	75.00%	<div><div></div></div>	24	42	9	0	0
Total Votes Cast	100	100.00%	<div><div></div></div>	33	57	10	0	0
Overvotes	0			0	0	0	0	0
Undervotes	19			7	9	3	0	0
Contest Totals	119			40	66	13	0	0

PCT 239

School Board Trustee, Place 4 – Prosper ISD

Vote For 1	TOTAL	VOTE %		Election Day	Early Voting	Ballots By Mail	Provisional	Limited Ballot
Bill Beavers	161	79.31%	<div><div></div></div>	28	125	8	0	0
Lanford Rodgers	42	20.69%	<div><div></div></div>	12	25	5	0	0
Total Votes Cast	203	100.00%	<div><div></div></div>	40	150	13	0	0
Overvotes	0			0	0	0	0	0
Undervotes	3			1	1	1	0	0
Contest Totals	206			41	151	14	0	0

School Board Trustee, Place 7 – Prosper ISD

Vote For 1	TOTAL	VOTE %		Election Day	Early Voting	Ballots By Mail	Provisional	Limited Ballot
Kristin Meier	48	23.76%	<div><div></div></div>	10	31	7	0	0
David Webb	135	66.83%	<div><div></div></div>	27	103	5	0	0
Drew Wilborn	19	9.41%	<div><div></div></div>	4	15	0	0	0
Total Votes Cast	202	100.00%	<div><div></div></div>	41	149	12	0	0
Overvotes	0			0	0	0	0	0
Undervotes	4			0	2	2	0	0
Contest Totals	206			41	151	14	0	0

Summary Results Report
Joint General and Special Election
May 4, 2024

SOVC
FINAL
COLLIN COUNTY

PCT 240

Councilmember, Place 2 - City of Celina

Vote For 1

	TOTAL	VOTE %		Election Day	Early Voting	Ballots By Mail	Provisional	Limited Ballot
David Hogue	97	33.68%	<div><div></div></div>	43	51	3	0	0
Eddie Cawfield	191	66.32%	<div><div></div></div>	47	143	1	0	0
Total Votes Cast	288	100.00%	<div><div></div></div>	90	194	4	0	0
Overvotes	0			0	0	0	0	0
Undervotes	25			5	18	2	0	0
Contest Totals	313			95	212	6	0	0

Councilmember, Place 3 - City of Celina

Vote For 1

	TOTAL	VOTE %		Election Day	Early Voting	Ballots By Mail	Provisional	Limited Ballot
Ghentry Pace	79	27.43%	<div><div></div></div>	38	40	1	0	0
Andy Hop Hopkins	192	66.67%	<div><div></div></div>	49	140	3	0	0
Julissa Casas Porcher	17	5.90%	<div><div></div></div>	3	14	0	0	0
Total Votes Cast	288	100.00%	<div><div></div></div>	90	194	4	0	0
Overvotes	0			0	0	0	0	0
Undervotes	25			5	18	2	0	0
Contest Totals	313			95	212	6	0	0

Board of Trustees, Place 5 – Celina ISD

Vote For 1

	TOTAL	VOTE %		Election Day	Early Voting	Ballots By Mail	Provisional	Limited Ballot
Theresa Balsamo	189	100.00%	<div><div></div></div>	53	136	0	0	0
Total Votes Cast	189	100.00%	<div><div></div></div>	53	136	0	0	0
Overvotes	0			0	0	0	0	0
Undervotes	68			26	42	0	0	0
Contest Totals	257			79	178	0	0	0

Board of Trustees, Place 6 – Celina ISD

Vote For 1

	TOTAL	VOTE %		Election Day	Early Voting	Ballots By Mail	Provisional	Limited Ballot
Vicky Hogue	96	41.38%	<div><div></div></div>	35	61	0	0	0
Kelly Juergens	136	58.62%	<div><div></div></div>	41	95	0	0	0
Total Votes Cast	232	100.00%	<div><div></div></div>	76	156	0	0	0
Overvotes	0			0	0	0	0	0
Undervotes	25			3	22	0	0	0
Contest Totals	257			79	178	0	0	0

PCT 240

Board of Trustees, Place 7 – Celina ISD
Vote For 1

	TOTAL	VOTE %		Election Day	Early Voting	Ballots By Mail	Provision al	Limited Ballot
Jarratt Calvert	192	100.00%	<div><div></div></div>	53	139	0	0	0
Total Votes Cast	192	100.00%	<div><div></div></div>	53	139	0	0	0
Overvotes	0			0	0	0	0	0
Undervotes	65			26	39	0	0	0
Contest Totals	257			79	178	0	0	0

School Board Trustee, Place 4 – Prosper ISD
Vote For 1

	TOTAL	VOTE %		Election Day	Early Voting	Ballots By Mail	Provision al	Limited Ballot
Bill Beavers	40	78.43%	<div><div></div></div>	10	28	2	0	0
Lanford Rodgers	11	21.57%	<div><div></div></div>	5	5	1	0	0
Total Votes Cast	51	100.00%	<div><div></div></div>	15	33	3	0	0
Overvotes	0			0	0	0	0	0
Undervotes	7			3	1	3	0	0
Contest Totals	58			18	34	6	0	0

School Board Trustee, Place 7 – Prosper ISD
Vote For 1

	TOTAL	VOTE %		Election Day	Early Voting	Ballots By Mail	Provision al	Limited Ballot
Kristin Meier	14	26.42%	<div><div></div></div>	6	6	2	0	0
David Webb	33	62.26%	<div><div></div></div>	7	23	3	0	0
Drew Wilborn	6	11.32%	<div><div></div></div>	3	2	1	0	0
Total Votes Cast	53	100.00%	<div><div></div></div>	16	31	6	0	0
Overvotes	0			0	0	0	0	0
Undervotes	5			2	3	0	0	0
Contest Totals	58			18	34	6	0	0

PCT 242

Proposition A – City of McKinney

Vote For 1

	TOTAL	VOTE %		Election Day	Early Voting	Ballots By Mail	Provision al	Limited Ballot
FOR	119	66.11%	<div><div></div></div>	23	78	18	0	0
AGAINST	61	33.89%	<div><div></div></div>	17	37	7	0	0
Total Votes Cast	180	100.00%	<div><div></div></div>	40	115	25	0	0
Overvotes	0			0	0	0	0	0
Undervotes	2			0	2	0	0	0
Contest Totals	182			40	117	25	0	0

Proposition B – City of McKinney

Vote For 1

	TOTAL	VOTE %		Election Day	Early Voting	Ballots By Mail	Provision al	Limited Ballot
FOR	100	56.50%	<div><div></div></div>	22	67	11	0	0
AGAINST	77	43.50%	<div><div></div></div>	18	47	12	0	0
Total Votes Cast	177	100.00%	<div><div></div></div>	40	114	23	0	0
Overvotes	0			0	0	0	0	0
Undervotes	5			0	3	2	0	0
Contest Totals	182			40	117	25	0	0

Proposition C – City of McKinney

Vote For 1

	TOTAL	VOTE %		Election Day	Early Voting	Ballots By Mail	Provision al	Limited Ballot
FOR	100	56.18%	<div><div></div></div>	21	65	14	0	0
AGAINST	78	43.82%	<div><div></div></div>	18	49	11	0	0
Total Votes Cast	178	100.00%	<div><div></div></div>	39	114	25	0	0
Overvotes	0			0	0	0	0	0
Undervotes	4			1	3	0	0	0
Contest Totals	182			40	117	25	0	0

Proposition D – City of McKinney

Vote For 1

	TOTAL	VOTE %		Election Day	Early Voting	Ballots By Mail	Provision al	Limited Ballot
FOR	129	72.47%	<div><div></div></div>	24	85	20	0	0
AGAINST	49	27.53%	<div><div></div></div>	15	30	4	0	0
Total Votes Cast	178	100.00%	<div><div></div></div>	39	115	24	0	0
Overvotes	1			0	0	1	0	0
Undervotes	3			1	2	0	0	0
Contest Totals	182			40	117	25	0	0

Summary Results Report
Joint General and Special Election
May 4, 2024

SOVC
FINAL
COLLIN COUNTY

PCT 242

Proposition E – City of McKinney

Vote For 1

	TOTAL	VOTE %		Election Day	Early Voting	Ballots By Mail	Provision al	Limited Ballot
FOR	135	75.42%	<div><div></div></div>	23	91	21	0	0
AGAINST	44	24.58%	<div><div></div></div>	16	24	4	0	0
Total Votes Cast	179	100.00%	<div><div></div></div>	39	115	25	0	0
Overvotes	0			0	0	0	0	0
Undervotes	3			1	2	0	0	0
Contest Totals	182			40	117	25	0	0

Trustee, Place 6 – Frisco ISD

Vote For 1

	TOTAL	VOTE %		Election Day	Early Voting	Ballots By Mail	Provision al	Limited Ballot
Fred Kaiser	73	49.66%	<div><div></div></div>	19	41	13	0	0
Sherrie Salas	74	50.34%	<div><div></div></div>	17	48	9	0	0
Total Votes Cast	147	100.00%	<div><div></div></div>	36	89	22	0	0
Overvotes	0			0	0	0	0	0
Undervotes	35			4	28	3	0	0
Contest Totals	182			40	117	25	0	0

Trustee, Place 7 – Frisco ISD

Vote For 1

	TOTAL	VOTE %		Election Day	Early Voting	Ballots By Mail	Provision al	Limited Ballot
Melanie Barrios - Jones	64	41.56%	<div><div></div></div>	17	38	9	0	0
Keith Maddox	90	58.44%	<div><div></div></div>	21	55	14	0	0
Total Votes Cast	154	100.00%	<div><div></div></div>	38	93	23	0	0
Overvotes	0			0	0	0	0	0
Undervotes	28			2	24	2	0	0
Contest Totals	182			40	117	25	0	0

Summary Results Report
Joint General and Special Election
May 4, 2024

SOVC
FINAL
COLLIN COUNTY

PCT 243

Mayor - City of Lucas

Vote For 1

	TOTAL	VOTE %		Election Day	Early Voting	Ballots By Mail	Provisional	Limited Ballot
Kathleen A. Peele	123	44.57%	<div><div></div></div>	49	72	2	0	0
Dusty Kuykendall	153	55.43%	<div><div></div></div>	34	117	2	0	0
Total Votes Cast	276	100.00%	<div><div></div></div>	83	189	4	0	0
Overvotes	0			0	0	0	0	0
Undervotes	2			1	1	0	0	0
Contest Totals	278			84	190	4	0	0

Councilmember, Seat 3 - City of Lucas

Vote For 1

	TOTAL	VOTE %		Election Day	Early Voting	Ballots By Mail	Provisional	Limited Ballot
Chris Bierman	185	68.27%	<div><div></div></div>	58	126	1	0	0
Suhail Syed	86	31.73%	<div><div></div></div>	25	58	3	0	0
Total Votes Cast	271	100.00%	<div><div></div></div>	83	184	4	0	0
Overvotes	0			0	0	0	0	0
Undervotes	7			1	6	0	0	0
Contest Totals	278			84	190	4	0	0

Councilmember, Seat 4 - City of Lucas

Vote For 1

	TOTAL	VOTE %		Election Day	Early Voting	Ballots By Mail	Provisional	Limited Ballot
Philip (Phil) Lawrence	169	66.80%	<div><div></div></div>	57	112	0	0	0
Joe Williams	84	33.20%	<div><div></div></div>	21	60	3	0	0
Total Votes Cast	253	100.00%	<div><div></div></div>	78	172	3	0	0
Overvotes	0			0	0	0	0	0
Undervotes	25			6	18	1	0	0
Contest Totals	278			84	190	4	0	0

Councilmember, Seat 2, Unexpired Term - City of Lucas

Vote For 1

	TOTAL	VOTE %		Election Day	Early Voting	Ballots By Mail	Provisional	Limited Ballot
Sean Watts	141	53.61%	<div><div></div></div>	34	104	3	0	0
Brian Stubblefield	122	46.39%	<div><div></div></div>	45	76	1	0	0
Total Votes Cast	263	100.00%	<div><div></div></div>	79	180	4	0	0
Overvotes	0			0	0	0	0	0
Undervotes	15			5	10	0	0	0
Contest Totals	278			84	190	4	0	0

PCT 243

Councilmember, Seat 6, Unexpired Term - City of Lucas

Vote For 1

	TOTAL	VOTE %		Election Day	Early Voting	Ballots By Mail	Provisional	Limited Ballot
Tim Baney	73	29.67%	<div><div></div></div>	18	52	3	0	0
Neil Peterson	173	70.33%	<div><div></div></div>	57	115	1	0	0
Total Votes Cast	246	100.00%	<div><div></div></div>	75	167	4	0	0
Overvotes	0			0	0	0	0	0
Undervotes	32			9	23	0	0	0
Contest Totals	278			84	190	4	0	0

Proposition A - City of Lucas

Vote For 1

	TOTAL	VOTE %		Election Day	Early Voting	Ballots By Mail	Provisional	Limited Ballot
FOR THE PROPOSITION	235	89.02%	<div><div></div></div>	71	161	3	0	0
AGAINST THE PROPOSITION	29	10.98%	<div><div></div></div>	7	21	1	0	0
Total Votes Cast	264	100.00%	<div><div></div></div>	78	182	4	0	0
Overvotes	0			0	0	0	0	0
Undervotes	14			6	8	0	0	0
Contest Totals	278			84	190	4	0	0

Mayor - City of Parker

Vote For 1

	TOTAL	VOTE %		Election Day	Early Voting	Ballots By Mail	Provisional	Limited Ballot
Lee Pettie	4	100.00%	<div><div></div></div>	0	4	0	0	0
Total Votes Cast	4	100.00%	<div><div></div></div>	0	4	0	0	0
Overvotes	0			0	0	0	0	0
Undervotes	5			1	4	0	0	0
Contest Totals	9			1	8	0	0	0

Councilmember-At-Large - City of Parker

Vote For 2

	TOTAL	VOTE %		Election Day	Early Voting	Ballots By Mail	Provisional	Limited Ballot
Dawn R. Hedlund	1	7.14%	<div><div></div></div>	0	1	0	0	0
Buddy Pilgrim	4	28.57%	<div><div></div></div>	0	4	0	0	0
Randy Kercho	8	57.14%	<div><div></div></div>	1	7	0	0	0
Aubree Marino	1	7.14%	<div><div></div></div>	0	1	0	0	0
Total Votes Cast	14	100.00%	<div><div></div></div>	1	13	0	0	0
Overvotes	0			0	0	0	0	0
Undervotes	4			1	3	0	0	0
Contest Totals	18			2	16	0	0	0

PCT 243

Board of Trustees, Place 1 – Allen ISD
Vote For 1

	TOTAL	VOTE %		Election Day	Early Voting	Ballots By Mail	Provision al	Limited Ballot
Sarah Mitchell	4	100.00%	<div><div></div></div>	0	4	0	0	0
Shanna Coulter	0	0.00%	<div><div></div></div>	0	0	0	0	0
Total Votes Cast	4	100.00%	<div><div></div></div>	0	4	0	0	0
Overvotes	0			0	0	0	0	0
Undervotes	5			1	4	0	0	0
Contest Totals	9			1	8	0	0	0

Board of Trustees, Place 2 – Allen ISD
Vote For 1

	TOTAL	VOTE %		Election Day	Early Voting	Ballots By Mail	Provision al	Limited Ballot
Veronica Yost	2	50.00%	<div><div></div><div></div></div>	0	2	0	0	0
Vatsa Ramanathan	2	50.00%	<div><div></div><div></div></div>	0	2	0	0	0
Total Votes Cast	4	100.00%	<div><div></div></div>	0	4	0	0	0
Overvotes	0			0	0	0	0	0
Undervotes	5			1	4	0	0	0
Contest Totals	9			1	8	0	0	0

Board of Trustees, Place 3 – Allen ISD
Vote For 1

	TOTAL	VOTE %		Election Day	Early Voting	Ballots By Mail	Provision al	Limited Ballot
Bill Pilcher	1	25.00%	<div><div></div><div></div></div>	0	1	0	0	0
John Holley	3	75.00%	<div><div></div><div></div></div>	0	3	0	0	0
Total Votes Cast	4	100.00%	<div><div></div></div>	0	4	0	0	0
Overvotes	0			0	0	0	0	0
Undervotes	5			1	4	0	0	0
Contest Totals	9			1	8	0	0	0

Summary Results Report
Joint General and Special Election
May 4, 2024

SOVC
FINAL
COLLIN COUNTY

PCT 244

City Council, Place 1 - City of Frisco

Vote For 1

	TOTAL	VOTE %		Election Day	Early Voting	Ballots By Mail	Provision al	Limited Ballot
Mark Piland	150	40.98%	<div><div></div></div>	65	84	1	0	0
John Keating	216	59.02%	<div><div></div></div>	67	147	2	0	0
Total Votes Cast	366	100.00%	<div><div></div></div>	132	231	3	0	0
Overvotes	0			0	0	0	0	0
Undervotes	37			13	24	0	0	0
Contest Totals	403			145	255	3	0	0

City Council, Place 3 - City of Frisco

Vote For 1

	TOTAL	VOTE %		Election Day	Early Voting	Ballots By Mail	Provision al	Limited Ballot
John Redmond	122	33.52%	<div><div></div></div>	45	77	0	0	0
Angelia Pelham	242	66.48%	<div><div></div></div>	84	155	3	0	0
Total Votes Cast	364	100.00%	<div><div></div></div>	129	232	3	0	0
Overvotes	0			0	0	0	0	0
Undervotes	39			16	23	0	0	0
Contest Totals	403			145	255	3	0	0

Proposition A - City of Frisco

Vote For 1

	TOTAL	VOTE %		Election Day	Early Voting	Ballots By Mail	Provision al	Limited Ballot
For the Proposition	202	51.66%	<div><div></div></div>	71	131	0	0	0
Against the Proposition	189	48.34%	<div><div></div></div>	69	117	3	0	0
Total Votes Cast	391	100.00%	<div><div></div></div>	140	248	3	0	0
Overvotes	0			0	0	0	0	0
Undervotes	12			5	7	0	0	0
Contest Totals	403			145	255	3	0	0

Proposition B - City of Frisco

Vote For 1

	TOTAL	VOTE %		Election Day	Early Voting	Ballots By Mail	Provision al	Limited Ballot
For the Proposition	191	48.35%	<div><div></div></div>	72	119	0	0	0
Against the Proposition	204	51.65%	<div><div></div></div>	69	132	3	0	0
Total Votes Cast	395	100.00%	<div><div></div></div>	141	251	3	0	0
Overvotes	0			0	0	0	0	0
Undervotes	8			4	4	0	0	0
Contest Totals	403			145	255	3	0	0

PCT 244

Trustee, Place 6 – Frisco ISD
Vote For 1

	TOTAL	VOTE %		Election Day	Early Voting	Ballots By Mail	Provision al	Limited Ballot
Fred Kaiser	191	51.07%	<div><div></div></div>	82	109	0	0	0
Sherrie Salas	183	48.93%	<div><div></div></div>	55	125	3	0	0
Total Votes Cast	374	100.00%	<div><div></div></div>	137	234	3	0	0
Overvotes	0			0	0	0	0	0
Undervotes	29			8	21	0	0	0
Contest Totals	403			145	255	3	0	0

Trustee, Place 7 – Frisco ISD
Vote For 1

	TOTAL	VOTE %		Election Day	Early Voting	Ballots By Mail	Provision al	Limited Ballot
Melanie Barrios - Jones	109	28.61%	<div><div></div></div>	51	58	0	0	0
Keith Maddox	272	71.39%	<div><div></div></div>	89	180	3	0	0
Total Votes Cast	381	100.00%	<div><div></div></div>	140	238	3	0	0
Overvotes	0			0	0	0	0	0
Undervotes	22			5	17	0	0	0
Contest Totals	403			145	255	3	0	0

Summary Results Report
Joint General and Special Election
May 4, 2024

SOVC
FINAL
COLLIN COUNTY

PCT 245

City Council, Place 1 - City of Frisco

Vote For 1

	TOTAL	VOTE %		Election Day	Early Voting	Ballots By Mail	Provision al	Limited Ballot
Mark Piland	67	44.08%	<div><div></div></div>	24	40	3	0	0
John Keating	85	55.92%	<div><div></div></div>	27	55	3	0	0
Total Votes Cast	152	100.00%	<div><div></div></div>	51	95	6	0	0
Overvotes	0			0	0	0	0	0
Undervotes	9			6	3	0	0	0
Contest Totals	161			57	98	6	0	0

City Council, Place 3 - City of Frisco

Vote For 1

	TOTAL	VOTE %		Election Day	Early Voting	Ballots By Mail	Provision al	Limited Ballot
John Redmond	51	32.90%	<div><div></div></div>	20	31	0	0	0
Angelia Pelham	104	67.10%	<div><div></div></div>	33	65	6	0	0
Total Votes Cast	155	100.00%	<div><div></div></div>	53	96	6	0	0
Overvotes	0			0	0	0	0	0
Undervotes	6			4	2	0	0	0
Contest Totals	161			57	98	6	0	0

Proposition A - City of Frisco

Vote For 1

	TOTAL	VOTE %		Election Day	Early Voting	Ballots By Mail	Provision al	Limited Ballot
For the Proposition	85	54.14%	<div><div></div></div>	23	59	3	0	0
Against the Proposition	72	45.86%	<div><div></div></div>	33	36	3	0	0
Total Votes Cast	157	100.00%	<div><div></div></div>	56	95	6	0	0
Overvotes	0			0	0	0	0	0
Undervotes	4			1	3	0	0	0
Contest Totals	161			57	98	6	0	0

Proposition B - City of Frisco

Vote For 1

	TOTAL	VOTE %		Election Day	Early Voting	Ballots By Mail	Provision al	Limited Ballot
For the Proposition	78	49.37%	<div><div></div></div>	22	53	3	0	0
Against the Proposition	80	50.63%	<div><div></div></div>	35	42	3	0	0
Total Votes Cast	158	100.00%	<div><div></div></div>	57	95	6	0	0
Overvotes	0			0	0	0	0	0
Undervotes	3			0	3	0	0	0
Contest Totals	161			57	98	6	0	0

PCT 245

Trustee, Place 6 – Frisco ISD
Vote For 1

	TOTAL	VOTE %		Election Day	Early Voting	Ballots By Mail	Provision al	Limited Ballot
Fred Kaiser	68	52.31%	<div><div></div></div>	21	45	2	0	0
Sherrie Salas	62	47.69%	<div><div></div></div>	18	40	4	0	0
Total Votes Cast	130	100.00%	<div><div></div></div>	39	85	6	0	0
Overvotes	0			0	0	0	0	0
Undervotes	31			18	13	0	0	0
Contest Totals	161			57	98	6	0	0

Trustee, Place 7 – Frisco ISD
Vote For 1

	TOTAL	VOTE %		Election Day	Early Voting	Ballots By Mail	Provision al	Limited Ballot
Melanie Barrios - Jones	57	40.14%	<div><div></div></div>	21	33	3	0	0
Keith Maddox	85	59.86%	<div><div></div></div>	24	58	3	0	0
Total Votes Cast	142	100.00%	<div><div></div></div>	45	91	6	0	0
Overvotes	0			0	0	0	0	0
Undervotes	19			12	7	0	0	0
Contest Totals	161			57	98	6	0	0

Summary Results Report
Joint General and Special Election
May 4, 2024

SOVC
FINAL
COLLIN COUNTY

PCT 247

Mayor - City of Lucas

Vote For 1

	TOTAL	VOTE %		Election Day	Early Voting	Ballots By Mail	Provisional	Limited Ballot
Kathleen A. Peele	138	44.66%	<div><div></div></div>	50	87	1	0	0
Dusty Kuykendall	171	55.34%	<div><div></div></div>	50	113	8	0	0
Total Votes Cast	309	100.00%	<div><div></div></div>	100	200	9	0	0
Overvotes	0			0	0	0	0	0
Undervotes	0			0	0	0	0	0
Contest Totals	309			100	200	9	0	0

Councilmember, Seat 3 - City of Lucas

Vote For 1

	TOTAL	VOTE %		Election Day	Early Voting	Ballots By Mail	Provisional	Limited Ballot
Chris Bierman	253	86.35%	<div><div></div></div>	84	163	6	0	0
Suhail Syed	40	13.65%	<div><div></div></div>	12	26	2	0	0
Total Votes Cast	293	100.00%	<div><div></div></div>	96	189	8	0	0
Overvotes	0			0	0	0	0	0
Undervotes	16			4	11	1	0	0
Contest Totals	309			100	200	9	0	0

Councilmember, Seat 4 - City of Lucas

Vote For 1

	TOTAL	VOTE %		Election Day	Early Voting	Ballots By Mail	Provisional	Limited Ballot
Philip (Phil) Lawrence	203	69.76%	<div><div></div></div>	74	121	8	0	0
Joe Williams	88	30.24%	<div><div></div></div>	21	67	0	0	0
Total Votes Cast	291	100.00%	<div><div></div></div>	95	188	8	0	0
Overvotes	0			0	0	0	0	0
Undervotes	18			5	12	1	0	0
Contest Totals	309			100	200	9	0	0

Councilmember, Seat 2, Unexpired Term - City of Lucas

Vote For 1

	TOTAL	VOTE %		Election Day	Early Voting	Ballots By Mail	Provisional	Limited Ballot
Sean Watts	127	43.79%	<div><div></div></div>	35	89	3	0	0
Brian Stubblefield	163	56.21%	<div><div></div></div>	59	99	5	0	0
Total Votes Cast	290	100.00%	<div><div></div></div>	94	188	8	0	0
Overvotes	0			0	0	0	0	0
Undervotes	19			6	12	1	0	0
Contest Totals	309			100	200	9	0	0

PCT 247

Councilmember, Seat 6, Unexpired Term - City of Lucas

	TOTAL	VOTE %		Election Day	Early Voting	Ballots By Mail	Provision al	Limited Ballot
Tim Baney	97	34.04%	<div><div></div></div>	25	69	3	0	0
Neil Peterson	188	65.96%	<div><div></div></div>	70	113	5	0	0
Total Votes Cast	285	100.00%	<div><div></div></div>	95	182	8	0	0
Overvotes	0			0	0	0	0	0
Undervotes	24			5	18	1	0	0
Contest Totals	309			100	200	9	0	0

Proposition A – City of Lucas

	TOTAL	VOTE %		Election Day	Early Voting	Ballots By Mail	Provision al	Limited Ballot
FOR THE PROPOSITION	275	91.67%	<div><div></div></div>	84	182	9	0	0
AGAINST THE PROPOSITION	25	8.33%	<div><div></div></div>	11	14	0	0	0
Total Votes Cast	300	100.00%	<div><div></div></div>	95	196	9	0	0
Overvotes	0			0	0	0	0	0
Undervotes	9			5	4	0	0	0
Contest Totals	309			100	200	9	0	0

Summary Results Report
Joint General and Special Election
May 4, 2024

SOVC
FINAL
COLLIN COUNTY

PCT 248

City Council, Place 1 - City of Frisco

Vote For 1

	TOTAL	VOTE %		Election Day	Early Voting	Ballots By Mail	Provisional	Limited Ballot
Mark Piland	47	37.30%	<div><div></div></div>	18	26	3	0	0
John Keating	79	62.70%	<div><div></div></div>	29	44	6	0	0
Total Votes Cast	126	100.00%	<div><div></div></div>	47	70	9	0	0
Overvotes	0			0	0	0	0	0
Undervotes	15			7	7	1	0	0
Contest Totals	141			54	77	10	0	0

City Council, Place 3 - City of Frisco

Vote For 1

	TOTAL	VOTE %		Election Day	Early Voting	Ballots By Mail	Provisional	Limited Ballot
John Redmond	43	33.33%	<div><div></div></div>	17	24	2	0	0
Angelia Pelham	86	66.67%	<div><div></div></div>	32	47	7	0	0
Total Votes Cast	129	100.00%	<div><div></div></div>	49	71	9	0	0
Overvotes	0			0	0	0	0	0
Undervotes	12			5	6	1	0	0
Contest Totals	141			54	77	10	0	0

Proposition A – City of Frisco

Vote For 1

	TOTAL	VOTE %		Election Day	Early Voting	Ballots By Mail	Provisional	Limited Ballot
For the Proposition	72	54.14%	<div><div></div></div>	26	42	4	0	0
Against the Proposition	61	45.86%	<div><div></div></div>	26	30	5	0	0
Total Votes Cast	133	100.00%	<div><div></div></div>	52	72	9	0	0
Overvotes	0			0	0	0	0	0
Undervotes	8			2	5	1	0	0
Contest Totals	141			54	77	10	0	0

Proposition B – City of Frisco

Vote For 1

	TOTAL	VOTE %		Election Day	Early Voting	Ballots By Mail	Provisional	Limited Ballot
For the Proposition	66	48.89%	<div><div></div></div>	22	39	5	0	0
Against the Proposition	69	51.11%	<div><div></div></div>	31	33	5	0	0
Total Votes Cast	135	100.00%	<div><div></div></div>	53	72	10	0	0
Overvotes	0			0	0	0	0	0
Undervotes	6			1	5	0	0	0
Contest Totals	141			54	77	10	0	0

Summary Results Report
Joint General and Special Election
May 4, 2024

SOVC
FINAL
COLLIN COUNTY

PCT 248

Trustee, Place 6 – Frisco ISD

Vote For 1

	TOTAL	VOTE %	Election Day	Early Voting	Ballots By Mail	Provision al	Limited Ballot
Fred Kaiser	0		0	0	0	0	0
Sherrie Salas	0		0	0	0	0	0
Total Votes Cast	0		0	0	0	0	0
Overvotes	0		0	0	0	0	0
Undervotes	0		0	0	0	0	0
Contest Totals	0		0	0	0	0	0

Trustee, Place 7 – Frisco ISD

Vote For 1

	TOTAL	VOTE %	Election Day	Early Voting	Ballots By Mail	Provision al	Limited Ballot
Melanie Barrios - Jones	0		0	0	0	0	0
Keith Maddox	0		0	0	0	0	0
Total Votes Cast	0		0	0	0	0	0
Overvotes	0		0	0	0	0	0
Undervotes	0		0	0	0	0	0
Contest Totals	0		0	0	0	0	0

School Board Trustee, Place 4 – Prosper ISD

Vote For 1

	TOTAL	VOTE %	Election Day	Early Voting	Ballots By Mail	Provision al	Limited Ballot
Bill Beavers	55	50.93% <div><div></div></div>	23	30	2	0	0
Lanford Rodgers	53	49.07% <div><div></div></div>	16	31	6	0	0
Total Votes Cast	108	100.00% <div><div></div></div>	39	61	8	0	0
Overvotes	0		0	0	0	0	0
Undervotes	36		15	16	5	0	0
Contest Totals	144		54	77	13	0	0

School Board Trustee, Place 7 – Prosper ISD

Vote For 1

	TOTAL	VOTE %	Election Day	Early Voting	Ballots By Mail	Provision al	Limited Ballot
Kristin Meier	40	36.04% <div><div></div></div>	16	23	1	0	0
David Webb	57	51.35% <div><div></div></div>	20	33	4	0	0
Drew Wilborn	14	12.61% <div><div></div></div>	3	8	3	0	0
Total Votes Cast	111	100.00% <div><div></div></div>	39	64	8	0	0
Overvotes	0		0	0	0	0	0
Undervotes	33		15	13	5	0	0
Contest Totals	144		54	77	13	0	0

Summary Results Report
Joint General and Special Election
May 4, 2024

SOVC
FINAL
COLLIN COUNTY

PCT 249

Mayor - City of Anna

Vote For 1

	TOTAL	VOTE %		Election Day	Early Voting	Ballots By Mail	Provision al	Limited Ballot
Pete Cain	249	62.25%	<div><div></div></div>	69	174	6	0	0
Randy Atchley	151	37.75%	<div><div></div></div>	36	112	3	0	0
Total Votes Cast	400	100.00%	<div><div></div></div>	105	286	9	0	0
Overvotes	0			0	0	0	0	0
Undervotes	21			6	15	0	0	0
Contest Totals	421			111	301	9	0	0

City Council, Place 1 - City of Anna

Vote For 1

	TOTAL	VOTE %		Election Day	Early Voting	Ballots By Mail	Provision al	Limited Ballot
Bryan Heath	137	35.22%	<div><div></div></div>	45	83	9	0	0
Kevin Toten	252	64.78%	<div><div></div></div>	56	196	0	0	0
Total Votes Cast	389	100.00%	<div><div></div></div>	101	279	9	0	0
Overvotes	0			0	0	0	0	0
Undervotes	32			10	22	0	0	0
Contest Totals	421			111	301	9	0	0

City Council, Place 2, Unexpired Term - City of Anna

Vote For 1

	TOTAL	VOTE %		Election Day	Early Voting	Ballots By Mail	Provision al	Limited Ballot
Jody Bills	219	57.63%	<div><div></div></div>	53	163	3	0	0
LaMarr Dillingham	34	8.95%	<div><div></div></div>	4	29	1	0	0
Todd Engels	127	33.42%	<div><div></div></div>	43	81	3	0	0
Total Votes Cast	380	100.00%	<div><div></div></div>	100	273	7	0	0
Overvotes	0			0	0	0	0	0
Undervotes	41			11	28	2	0	0
Contest Totals	421			111	301	9	0	0

City Council, Place 4, Unexpired Term - City of Anna

Vote For 1

	TOTAL	VOTE %		Election Day	Early Voting	Ballots By Mail	Provision al	Limited Ballot
Tom Longmire	61	16.14%	<div><div></div></div>	19	41	1	0	0
Kelly Herndon	218	57.67%	<div><div></div></div>	66	147	5	0	0
Bruce Norwood	99	26.19%	<div><div></div></div>	13	85	1	0	0
Total Votes Cast	378	100.00%	<div><div></div></div>	98	273	7	0	0
Overvotes	0			0	0	0	0	0
Undervotes	43			13	28	2	0	0
Contest Totals	421			111	301	9	0	0

Summary Results Report
Joint General and Special Election
May 4, 2024

SOVC
FINAL
COLLIN COUNTY

PCT 249

Board of Trustees, Place 2 – Anna ISD

Vote For 1

	TOTAL	VOTE %		Election Day	Early Voting	Ballots By Mail	Provision al	Limited Ballot
Jason Adams	335	100.00%	<div><div></div></div>	83	245	7	0	0
Total Votes Cast	335	100.00%	<div><div></div></div>	83	245	7	0	0
Overvotes	0			0	0	0	0	0
Undervotes	118			33	82	3	0	0
Contest Totals	453			116	327	10	0	0

Board of Trustees, Place 6 – Anna ISD

Vote For 1

	TOTAL	VOTE %		Election Day	Early Voting	Ballots By Mail	Provision al	Limited Ballot
Paul "Monty" Renfro	204	53.68%	<div><div></div><div></div></div>	41	161	2	0	0
Stephanie Dingle	176	46.32%	<div><div></div><div></div></div>	50	120	6	0	0
Total Votes Cast	380	100.00%	<div><div></div></div>	91	281	8	0	0
Overvotes	0			0	0	0	0	0
Undervotes	73			25	46	2	0	0
Contest Totals	453			116	327	10	0	0

Proposition A – Anna ISD

Vote For 1

	TOTAL	VOTE %		Election Day	Early Voting	Ballots By Mail	Provision al	Limited Ballot
FOR	205	45.66%	<div><div></div><div></div></div>	50	150	5	0	0
AGAINST	244	54.34%	<div><div></div><div></div></div>	66	174	4	0	0
Total Votes Cast	449	100.00%	<div><div></div></div>	116	324	9	0	0
Overvotes	0			0	0	0	0	0
Undervotes	4			0	3	1	0	0
Contest Totals	453			116	327	10	0	0

Summary Results Report
Joint General and Special Election
May 4, 2024

SOVC
FINAL
COLLIN COUNTY

PCT 250

City Council, Place 1 - City of Frisco

Vote For 1

	TOTAL	VOTE %		Election Day	Early Voting	Ballots By Mail	Provisional	Limited Ballot
Mark Piland	84	26.67%	<div><div></div></div>	45	38	1	0	0
John Keating	231	73.33%	<div><div></div></div>	110	112	9	0	0
Total Votes Cast	315	100.00%	<div><div></div></div>	155	150	10	0	0
Overvotes	0			0	0	0	0	0
Undervotes	12			7	3	2	0	0
Contest Totals	327			162	153	12	0	0

City Council, Place 3 - City of Frisco

Vote For 1

	TOTAL	VOTE %		Election Day	Early Voting	Ballots By Mail	Provisional	Limited Ballot
John Redmond	73	23.32%	<div><div></div></div>	31	40	2	0	0
Angelia Pelham	240	76.68%	<div><div></div></div>	123	109	8	0	0
Total Votes Cast	313	100.00%	<div><div></div></div>	154	149	10	0	0
Overvotes	0			0	0	0	0	0
Undervotes	14			8	4	2	0	0
Contest Totals	327			162	153	12	0	0

Proposition A - City of Frisco

Vote For 1

	TOTAL	VOTE %		Election Day	Early Voting	Ballots By Mail	Provisional	Limited Ballot
For the Proposition	134	42.95%	<div><div></div></div>	73	55	6	0	0
Against the Proposition	178	57.05%	<div><div></div></div>	77	95	6	0	0
Total Votes Cast	312	100.00%	<div><div></div></div>	150	150	12	0	0
Overvotes	0			0	0	0	0	0
Undervotes	15			12	3	0	0	0
Contest Totals	327			162	153	12	0	0

Proposition B - City of Frisco

Vote For 1

	TOTAL	VOTE %		Election Day	Early Voting	Ballots By Mail	Provisional	Limited Ballot
For the Proposition	121	39.03%	<div><div></div></div>	62	54	5	0	0
Against the Proposition	189	60.97%	<div><div></div></div>	88	94	7	0	0
Total Votes Cast	310	100.00%	<div><div></div></div>	150	148	12	0	0
Overvotes	0			0	0	0	0	0
Undervotes	17			12	5	0	0	0
Contest Totals	327			162	153	12	0	0

PCT 250

Trustee, Place 6 – Frisco ISD
Vote For 1

	TOTAL	VOTE %		Election Day	Early Voting	Ballots By Mail	Provision al	Limited Ballot
Fred Kaiser	148	49.01%	<div><div></div></div>	69	73	6	0	0
Sherrie Salas	154	50.99%	<div><div></div></div>	81	68	5	0	0
Total Votes Cast	302	100.00%	<div><div></div></div>	150	141	11	0	0
Overvotes	0			0	0	0	0	0
Undervotes	25			12	12	1	0	0
Contest Totals	327			162	153	12	0	0

Trustee, Place 7 – Frisco ISD
Vote For 1

	TOTAL	VOTE %		Election Day	Early Voting	Ballots By Mail	Provision al	Limited Ballot
Melanie Barrios - Jones	86	28.01%	<div><div></div></div>	48	35	3	0	0
Keith Maddox	221	71.99%	<div><div></div></div>	102	112	7	0	0
Total Votes Cast	307	100.00%	<div><div></div></div>	150	147	10	0	0
Overvotes	0			0	0	0	0	0
Undervotes	20			12	6	2	0	0
Contest Totals	327			162	153	12	0	0

Summary Results Report
Joint General and Special Election
May 4, 2024

SOVC
FINAL
COLLIN COUNTY

PCT 251

Mayor - City of Anna

Vote For 1

	TOTAL	VOTE %		Election Day	Early Voting	Ballots By Mail	Provision al	Limited Ballot
Pete Cain	2	100.00%	<div></div>	0	2	0	0	0
Randy Atchley	0	0.00%	<div></div>	0	0	0	0	0
Total Votes Cast	2	100.00%	<div></div>	0	2	0	0	0
Overvotes	0			0	0	0	0	0
Undervotes	0			0	0	0	0	0
Contest Totals	2			0	2	0	0	0

City Council, Place 1 - City of Anna

Vote For 1

	TOTAL	VOTE %		Election Day	Early Voting	Ballots By Mail	Provision al	Limited Ballot
Bryan Heath	0	0.00%	<div></div>	0	0	0	0	0
Kevin Toten	2	100.00%	<div></div>	0	2	0	0	0
Total Votes Cast	2	100.00%	<div></div>	0	2	0	0	0
Overvotes	0			0	0	0	0	0
Undervotes	0			0	0	0	0	0
Contest Totals	2			0	2	0	0	0

City Council, Place 2, Unexpired Term - City of Anna

Vote For 1

	TOTAL	VOTE %		Election Day	Early Voting	Ballots By Mail	Provision al	Limited Ballot
Jody Bills	2	100.00%	<div></div>	0	2	0	0	0
LaMarr Dillingham	0	0.00%	<div></div>	0	0	0	0	0
Todd Engels	0	0.00%	<div></div>	0	0	0	0	0
Total Votes Cast	2	100.00%	<div></div>	0	2	0	0	0
Overvotes	0			0	0	0	0	0
Undervotes	0			0	0	0	0	0
Contest Totals	2			0	2	0	0	0

City Council, Place 4, Unexpired Term - City of Anna

Vote For 1

	TOTAL	VOTE %		Election Day	Early Voting	Ballots By Mail	Provision al	Limited Ballot
Tom Longmire	0	0.00%	<div></div>	0	0	0	0	0
Kelly Herndon	0	0.00%	<div></div>	0	0	0	0	0
Bruce Norwood	2	100.00%	<div></div>	0	2	0	0	0
Total Votes Cast	2	100.00%	<div></div>	0	2	0	0	0
Overvotes	0			0	0	0	0	0
Undervotes	0			0	0	0	0	0
Contest Totals	2			0	2	0	0	0

Summary Results Report
Joint General and Special Election
May 4, 2024

SOVC
FINAL
COLLIN COUNTY

PCT 251

City Council, Place 1 - City of Melissa

Vote For 1

	TOTAL	VOTE %		Election Day	Early Voting	Ballots By Mail	Provision al	Limited Ballot
Shannon Sweat	77	46.95%	<div><div></div></div>	34	39	4	0	0
Preston Taylor	87	53.05%	<div><div></div></div>	51	34	2	0	0
Total Votes Cast	164	100.00%	<div><div></div></div>	85	73	6	0	0
Overvotes	0			0	0	0	0	0
Undervotes	2			0	0	2	0	0
Contest Totals	166			85	73	8	0	0

City Council, Place 3 - City of Melissa

Vote For 1

	TOTAL	VOTE %		Election Day	Early Voting	Ballots By Mail	Provision al	Limited Ballot
Emeka Eluka	74	45.96%	<div><div></div></div>	46	25	3	0	0
Dana Conklin	87	54.04%	<div><div></div></div>	39	45	3	0	0
Total Votes Cast	161	100.00%	<div><div></div></div>	85	70	6	0	0
Overvotes	0			0	0	0	0	0
Undervotes	5			0	3	2	0	0
Contest Totals	166			85	73	8	0	0

Proposition A – City of Melissa

Vote For 1

	TOTAL	VOTE %		Election Day	Early Voting	Ballots By Mail	Provision al	Limited Ballot
FOR	131	81.37%	<div><div></div></div>	69	56	6	0	0
AGAINST	30	18.63%	<div><div></div></div>	12	16	2	0	0
Total Votes Cast	161	100.00%	<div><div></div></div>	81	72	8	0	0
Overvotes	0			0	0	0	0	0
Undervotes	5			4	1	0	0	0
Contest Totals	166			85	73	8	0	0

Proposition B – City of Melissa

Vote For 1

	TOTAL	VOTE %		Election Day	Early Voting	Ballots By Mail	Provision al	Limited Ballot
FOR	135	83.33%	<div><div></div></div>	70	58	7	0	0
AGAINST	27	16.67%	<div><div></div></div>	12	14	1	0	0
Total Votes Cast	162	100.00%	<div><div></div></div>	82	72	8	0	0
Overvotes	0			0	0	0	0	0
Undervotes	4			3	1	0	0	0
Contest Totals	166			85	73	8	0	0

Summary Results Report
Joint General and Special Election
May 4, 2024

SOVC
FINAL
COLLIN COUNTY

PCT 251

Proposition C – City of Melissa

Vote For 1

	TOTAL	VOTE %		Election Day	Early Voting	Ballots By Mail	Provisional	Limited Ballot
FOR	64	40.51%	<div><div></div></div>	35	28	1	0	0
AGAINST	94	59.49%	<div><div></div></div>	45	42	7	0	0
Total Votes Cast	158	100.00%	<div><div></div></div>	80	70	8	0	0
Overvotes	0			0	0	0	0	0
Undervotes	8			5	3	0	0	0
Contest Totals	166			85	73	8	0	0

Board of Trustees, Place 2 – Anna ISD

Vote For 1

	TOTAL	VOTE %		Election Day	Early Voting	Ballots By Mail	Provisional	Limited Ballot
Jason Adams	3	100.00%	<div><div></div></div>	0	3	0	0	0
Total Votes Cast	3	100.00%	<div><div></div></div>	0	3	0	0	0
Overvotes	0			0	0	0	0	0
Undervotes	2			0	2	0	0	0
Contest Totals	5			0	5	0	0	0

Board of Trustees, Place 6 – Anna ISD

Vote For 1

	TOTAL	VOTE %		Election Day	Early Voting	Ballots By Mail	Provisional	Limited Ballot
Paul “Monty” Renfro	2	40.00%	<div><div></div></div>	0	2	0	0	0
Stephanie Dingle	3	60.00%	<div><div></div></div>	0	3	0	0	0
Total Votes Cast	5	100.00%	<div><div></div></div>	0	5	0	0	0
Overvotes	0			0	0	0	0	0
Undervotes	0			0	0	0	0	0
Contest Totals	5			0	5	0	0	0

Proposition A – Anna ISD

Vote For 1

	TOTAL	VOTE %		Election Day	Early Voting	Ballots By Mail	Provisional	Limited Ballot
FOR	2	40.00%	<div><div></div></div>	0	2	0	0	0
AGAINST	3	60.00%	<div><div></div></div>	0	3	0	0	0
Total Votes Cast	5	100.00%	<div><div></div></div>	0	5	0	0	0
Overvotes	0			0	0	0	0	0
Undervotes	0			0	0	0	0	0
Contest Totals	5			0	5	0	0	0

Summary Results Report
Joint General and Special Election
May 4, 2024

SOVC
FINAL
COLLIN COUNTY

PCT 252

Councilmember, Place 2 - City of Celina

Vote For 1

	TOTAL	VOTE %		Election Day	Early Voting	Ballots By Mail	Provision al	Limited Ballot
David Hogue	38	36.54%	<div><div></div></div>	11	24	3	0	0
Eddie Cawfield	66	63.46%	<div><div></div></div>	14	43	9	0	0
Total Votes Cast	104	100.00%	<div><div></div></div>	25	67	12	0	0
Overvotes	0			0	0	0	0	0
Undervotes	8			2	6	0	0	0
Contest Totals	112			27	73	12	0	0

Councilmember, Place 3 - City of Celina

Vote For 1

	TOTAL	VOTE %		Election Day	Early Voting	Ballots By Mail	Provision al	Limited Ballot
Ghentry Pace	25	23.81%	<div><div></div></div>	10	11	4	0	0
Andy Hop Hopkins	73	69.52%	<div><div></div></div>	16	49	8	0	0
Julissa Casas Porcher	7	6.67%	<div><div></div></div>	1	6	0	0	0
Total Votes Cast	105	100.00%	<div><div></div></div>	27	66	12	0	0
Overvotes	0			0	0	0	0	0
Undervotes	7			0	7	0	0	0
Contest Totals	112			27	73	12	0	0

Board of Trustees, Place 5 – Celina ISD

Vote For 1

	TOTAL	VOTE %		Election Day	Early Voting	Ballots By Mail	Provision al	Limited Ballot
Theresa Balsamo	57	100.00%	<div><div></div></div>	12	40	5	0	0
Total Votes Cast	57	100.00%	<div><div></div></div>	12	40	5	0	0
Overvotes	0			0	0	0	0	0
Undervotes	20			9	9	2	0	0
Contest Totals	77			21	49	7	0	0

Board of Trustees, Place 6 – Celina ISD

Vote For 1

	TOTAL	VOTE %		Election Day	Early Voting	Ballots By Mail	Provision al	Limited Ballot
Vicky Hogue	23	31.51%	<div><div></div></div>	8	14	1	0	0
Kelly Juergens	50	68.49%	<div><div></div></div>	13	31	6	0	0
Total Votes Cast	73	100.00%	<div><div></div></div>	21	45	7	0	0
Overvotes	0			0	0	0	0	0
Undervotes	4			0	4	0	0	0
Contest Totals	77			21	49	7	0	0

PCT 252

Board of Trustees, Place 7 – Celina ISD

Vote For 1

	TOTAL	VOTE %		Election Day	Early Voting	Ballots By Mail	Provisional	Limited Ballot
Jarratt Calvert	54	100.00%	<div><div></div></div>	12	37	5	0	0
Total Votes Cast	54	100.00%	<div><div></div></div>	12	37	5	0	0
Overvotes	0			0	0	0	0	0
Undervotes	23			9	12	2	0	0
Contest Totals	77			21	49	7	0	0

School Board Trustee, Place 4 – Prosper ISD

Vote For 1

	TOTAL	VOTE %		Election Day	Early Voting	Ballots By Mail	Provisional	Limited Ballot
Bill Beavers	149	61.32%	<div><div></div></div>	43	102	4	0	0
Lanford Rodgers	94	38.68%	<div><div></div></div>	43	48	3	0	0
Total Votes Cast	243	100.00%	<div><div></div></div>	86	150	7	0	0
Overvotes	0			0	0	0	0	0
Undervotes	27			9	18	0	0	0
Contest Totals	270			95	168	7	0	0

School Board Trustee, Place 7 – Prosper ISD

Vote For 1

	TOTAL	VOTE %		Election Day	Early Voting	Ballots By Mail	Provisional	Limited Ballot
Kristin Meier	85	34.69%	<div><div></div></div>	32	49	4	0	0
David Webb	141	57.55%	<div><div></div></div>	46	92	3	0	0
Drew Wilborn	19	7.76%	<div><div></div></div>	8	11	0	0	0
Total Votes Cast	245	100.00%	<div><div></div></div>	86	152	7	0	0
Overvotes	0			0	0	0	0	0
Undervotes	25			9	16	0	0	0
Contest Totals	270			95	168	7	0	0

Directors – Collin County MUD No. 1

Vote For 3

	TOTAL	VOTE %		Election Day	Early Voting	Ballots By Mail	Provisional	Limited Ballot
Brian Rolens	48	8.15%	<div><div></div></div>	12	35	1	0	0
S Craig Davis	28	4.75%	<div><div></div></div>	7	21	0	0	0
Jeremy L. Dabbert	32	5.43%	<div><div></div></div>	13	19	0	0	0
Miranda Stockhausen	151	25.64%	<div><div></div></div>	70	81	0	0	0
Johnny Moyer	157	26.66%	<div><div></div></div>	70	87	0	0	0
Jeff Miles	173	29.37%	<div><div></div></div>	75	96	2	0	0
Total Votes Cast	589	100.00%	<div><div></div></div>	247	339	3	0	0
Overvotes	0			0	0	0	0	0
Undervotes	116			20	93	3	0	0
Contest Totals	705			267	432	6	0	0

PCT 902

Trustee, Place 1 – Blue Ridge ISD
Vote For 1

	TOTAL	VOTE %	Election Day	Early Voting	Ballots By Mail	Provision al	Limited Ballot
Lonnie Murphy	0		0	0	0	0	0
Scott Cessna	0		0	0	0	0	0
Total Votes Cast	0		0	0	0	0	0
Overvotes	0		0	0	0	0	0
Undervotes	0		0	0	0	0	0
Contest Totals	0		0	0	0	0	0

Trustee, Place 2 – Blue Ridge ISD
Vote For 1

	TOTAL	VOTE %	Election Day	Early Voting	Ballots By Mail	Provision al	Limited Ballot
Matt Grier	0		0	0	0	0	0
Total Votes Cast	0		0	0	0	0	0
Overvotes	0		0	0	0	0	0
Undervotes	0		0	0	0	0	0
Contest Totals	0		0	0	0	0	0

Trustee, Place 5 – Blue Ridge ISD
Vote For 1

	TOTAL	VOTE %	Election Day	Early Voting	Ballots By Mail	Provision al	Limited Ballot
Kevin Dauster	0		0	0	0	0	0
Total Votes Cast	0		0	0	0	0	0
Overvotes	0		0	0	0	0	0
Undervotes	0		0	0	0	0	0
Contest Totals	0		0	0	0	0	0

Summary Results Report
Joint General and Special Election
May 4, 2024

SOVC
FINAL
COLLIN COUNTY

LB 1

Member of Council, Place 1 - City of Carrollton

Vote For 1

	TOTAL	VOTE %	Election Day	Early Voting	Ballots By Mail	Provision al	Limited Ballot
Christopher Axberg	0		0	0	0	0	0
Laura Vola	0		0	0	0	0	0
Total Votes Cast	0		0	0	0	0	0
Overvotes	0		0	0	0	0	0
Undervotes	0		0	0	0	0	0
Contest Totals	0		0	0	0	0	0

Member of Council, Place 3 - City of Carrollton

Vote For 1

	TOTAL	VOTE %	Election Day	Early Voting	Ballots By Mail	Provision al	Limited Ballot
Richard Fleming	0		0	0	0	0	0
Total Votes Cast	0		0	0	0	0	0
Overvotes	0		0	0	0	0	0
Undervotes	0		0	0	0	0	0
Contest Totals	0		0	0	0	0	0

Member of Council, Place 5 - City of Carrollton

Vote For 1

	TOTAL	VOTE %	Election Day	Early Voting	Ballots By Mail	Provision al	Limited Ballot
Nancy Cline	0		0	0	0	0	0
Susan Thomas	0		0	0	0	0	0
Total Votes Cast	0		0	0	0	0	0
Overvotes	0		0	0	0	0	0
Undervotes	0		0	0	0	0	0
Contest Totals	0		0	0	0	0	0

Member of Council, Place 7 - City of Carrollton

Vote For 1

	TOTAL	VOTE %	Election Day	Early Voting	Ballots By Mail	Provision al	Limited Ballot
Simon Chamakala	0		0	0	0	0	0
Rowena Watters	0		0	0	0	0	0
Total Votes Cast	0		0	0	0	0	0
Overvotes	0		0	0	0	0	0
Undervotes	0		0	0	0	0	0
Contest Totals	0		0	0	0	0	0

Summary Results Report
Joint General and Special Election
May 4, 2024

SOVC
FINAL
COLLIN COUNTY

LB 1

Proposition A - City of Carrollton

Vote For 1

	TOTAL	VOTE %	Election Day	Early Voting	Ballots By Mail	Provision al	Limited Ballot
YES	0		0	0	0	0	0
NO	0		0	0	0	0	0
Total Votes Cast	0		0	0	0	0	0
Overvotes	0		0	0	0	0	0
Undervotes	0		0	0	0	0	0
Contest Totals	0		0	0	0	0	0

Proposition B - City of Carrollton

Vote For 1

	TOTAL	VOTE %	Election Day	Early Voting	Ballots By Mail	Provision al	Limited Ballot
YES	0		0	0	0	0	0
NO	0		0	0	0	0	0
Total Votes Cast	0		0	0	0	0	0
Overvotes	0		0	0	0	0	0
Undervotes	0		0	0	0	0	0
Contest Totals	0		0	0	0	0	0

Proposition C - City of Carrollton

Vote For 1

	TOTAL	VOTE %	Election Day	Early Voting	Ballots By Mail	Provision al	Limited Ballot
YES	0		0	0	0	0	0
NO	0		0	0	0	0	0
Total Votes Cast	0		0	0	0	0	0
Overvotes	0		0	0	0	0	0
Undervotes	0		0	0	0	0	0
Contest Totals	0		0	0	0	0	0

LB 2

Councilmember, Place 2 - City of Celina

Vote For 1	TOTAL	VOTE %	Election Day	Early Voting	Ballots By Mail	Provision al	Limited Ballot
David Hogue	0		0	0	0	0	0
Eddie Cawfield	0		0	0	0	0	0
Total Votes Cast	0		0	0	0	0	0
Overvotes	0		0	0	0	0	0
Undervotes	0		0	0	0	0	0
Contest Totals	0		0	0	0	0	0

Councilmember, Place 3 - City of Celina

Vote For 1	TOTAL	VOTE %	Election Day	Early Voting	Ballots By Mail	Provision al	Limited Ballot
Ghentry Pace	0		0	0	0	0	0
Andy Hop Hopkins	0		0	0	0	0	0
Julissa Casas Porcher	0		0	0	0	0	0
Total Votes Cast	0		0	0	0	0	0
Overvotes	0		0	0	0	0	0
Undervotes	0		0	0	0	0	0
Contest Totals	0		0	0	0	0	0

LB 3

Proposition A – City of Dallas
Vote For 1

	TOTAL	VOTE %	Election Day	Early Voting	Ballots By Mail	Provision al	Limited Ballot
For	0		0	0	0	0	0
Against	0		0	0	0	0	0
Total Votes Cast	0		0	0	0	0	0
Overvotes	0		0	0	0	0	0
Undervotes	0		0	0	0	0	0
Contest Totals	0		0	0	0	0	0

Proposition B – City of Dallas
Vote For 1

	TOTAL	VOTE %	Election Day	Early Voting	Ballots By Mail	Provision al	Limited Ballot
For	0		0	0	0	0	0
Against	0		0	0	0	0	0
Total Votes Cast	0		0	0	0	0	0
Overvotes	0		0	0	0	0	0
Undervotes	0		0	0	0	0	0
Contest Totals	0		0	0	0	0	0

Proposition C – City of Dallas
Vote For 1

	TOTAL	VOTE %	Election Day	Early Voting	Ballots By Mail	Provision al	Limited Ballot
For	0		0	0	0	0	0
Against	0		0	0	0	0	0
Total Votes Cast	0		0	0	0	0	0
Overvotes	0		0	0	0	0	0
Undervotes	0		0	0	0	0	0
Contest Totals	0		0	0	0	0	0

Proposition D – City of Dallas
Vote For 1

	TOTAL	VOTE %	Election Day	Early Voting	Ballots By Mail	Provision al	Limited Ballot
For	0		0	0	0	0	0
Against	0		0	0	0	0	0
Total Votes Cast	0		0	0	0	0	0
Overvotes	0		0	0	0	0	0
Undervotes	0		0	0	0	0	0
Contest Totals	0		0	0	0	0	0

LB 3

Proposition E – City of Dallas

Vote For 1

	TOTAL	VOTE %	Election Day	Early Voting	Ballots By Mail	Provision al	Limited Ballot
For	0		0	0	0	0	0
Against	0		0	0	0	0	0
Total Votes Cast	0		0	0	0	0	0
Overvotes	0		0	0	0	0	0
Undervotes	0		0	0	0	0	0
Contest Totals	0		0	0	0	0	0

Proposition F – City of Dallas

Vote For 1

	TOTAL	VOTE %	Election Day	Early Voting	Ballots By Mail	Provision al	Limited Ballot
For	0		0	0	0	0	0
Against	0		0	0	0	0	0
Total Votes Cast	0		0	0	0	0	0
Overvotes	0		0	0	0	0	0
Undervotes	0		0	0	0	0	0
Contest Totals	0		0	0	0	0	0

Proposition G – City of Dallas

Vote For 1

	TOTAL	VOTE %	Election Day	Early Voting	Ballots By Mail	Provision al	Limited Ballot
For	0		0	0	0	0	0
Against	0		0	0	0	0	0
Total Votes Cast	0		0	0	0	0	0
Overvotes	0		0	0	0	0	0
Undervotes	0		0	0	0	0	0
Contest Totals	0		0	0	0	0	0

Proposition H – City of Dallas

Vote For 1

	TOTAL	VOTE %	Election Day	Early Voting	Ballots By Mail	Provision al	Limited Ballot
For	0		0	0	0	0	0
Against	0		0	0	0	0	0
Total Votes Cast	0		0	0	0	0	0
Overvotes	0		0	0	0	0	0
Undervotes	0		0	0	0	0	0
Contest Totals	0		0	0	0	0	0

LB 3

Proposition I – City of Dallas						
Vote For 1						
	TOTAL	VOTE %	Election Day	Early Voting	Ballots By Mail	Provision al Limited Ballot
For	0		0	0	0	0
Against	0		0	0	0	0
Total Votes Cast	0		0	0	0	0
Overvotes	0		0	0	0	0
Undervotes	0		0	0	0	0
Contest Totals	0		0	0	0	0

Proposition J – City of Dallas						
Vote For 1						
	TOTAL	VOTE %	Election Day	Early Voting	Ballots By Mail	Provision al Limited Ballot
For	0		0	0	0	0
Against	0		0	0	0	0
Total Votes Cast	0		0	0	0	0
Overvotes	0		0	0	0	0
Undervotes	0		0	0	0	0
Contest Totals	0		0	0	0	0

LB 4

City Council, Place 1 - City of Frisco
Vote For 1

	TOTAL	VOTE %	Election Day	Early Voting	Ballots By Mail	Provision al	Limited Ballot
Mark Piland	0		0	0	0	0	0
John Keating	0		0	0	0	0	0
Total Votes Cast	0		0	0	0	0	0
Overvotes	0		0	0	0	0	0
Undervotes	0		0	0	0	0	0
Contest Totals	0		0	0	0	0	0

City Council, Place 3 - City of Frisco
Vote For 1

	TOTAL	VOTE %	Election Day	Early Voting	Ballots By Mail	Provision al	Limited Ballot
John Redmond	0		0	0	0	0	0
Angelia Pelham	0		0	0	0	0	0
Total Votes Cast	0		0	0	0	0	0
Overvotes	0		0	0	0	0	0
Undervotes	0		0	0	0	0	0
Contest Totals	0		0	0	0	0	0

Proposition A – City of Frisco
Vote For 1

	TOTAL	VOTE %	Election Day	Early Voting	Ballots By Mail	Provision al	Limited Ballot
For the Proposition	0		0	0	0	0	0
Against the Proposition	0		0	0	0	0	0
Total Votes Cast	0		0	0	0	0	0
Overvotes	0		0	0	0	0	0
Undervotes	0		0	0	0	0	0
Contest Totals	0		0	0	0	0	0

Proposition B – City of Frisco
Vote For 1

	TOTAL	VOTE %	Election Day	Early Voting	Ballots By Mail	Provision al	Limited Ballot
For the Proposition	0		0	0	0	0	0
Against the Proposition	0		0	0	0	0	0
Total Votes Cast	0		0	0	0	0	0
Overvotes	0		0	0	0	0	0
Undervotes	0		0	0	0	0	0
Contest Totals	0		0	0	0	0	0

LB 5

Council Member, District 1 - City of Garland

	TOTAL	VOTE %	Election Day	Early Voting	Ballots By Mail	Provision al	Limited Ballot
Jeff Bass	0		0	0	0	0	0
Total Votes Cast	0		0	0	0	0	0
Overvotes	0		0	0	0	0	0
Undervotes	0		0	0	0	0	0
Contest Totals	0		0	0	0	0	0

Proposition A – City of Garland

	TOTAL	VOTE %	Election Day	Early Voting	Ballots By Mail	Provision al	Limited Ballot
For	0		0	0	0	0	0
Against	0		0	0	0	0	0
Total Votes Cast	0		0	0	0	0	0
Overvotes	0		0	0	0	0	0
Undervotes	0		0	0	0	0	0
Contest Totals	0		0	0	0	0	0

Proposition B – City of Garland

	TOTAL	VOTE %	Election Day	Early Voting	Ballots By Mail	Provision al	Limited Ballot
For	0		0	0	0	0	0
Against	0		0	0	0	0	0
Total Votes Cast	0		0	0	0	0	0
Overvotes	0		0	0	0	0	0
Undervotes	0		0	0	0	0	0
Contest Totals	0		0	0	0	0	0

Proposition C – City of Garland

	TOTAL	VOTE %	Election Day	Early Voting	Ballots By Mail	Provision al	Limited Ballot
For	0		0	0	0	0	0
Against	0		0	0	0	0	0
Total Votes Cast	0		0	0	0	0	0
Overvotes	0		0	0	0	0	0
Undervotes	0		0	0	0	0	0
Contest Totals	0		0	0	0	0	0

Summary Results Report
Joint General and Special Election
May 4, 2024

SOVC
FINAL
COLLIN COUNTY

LB 5

Proposition D – City of Garland

Vote For 1

	TOTAL	VOTE %	Election Day	Early Voting	Ballots By Mail	Provision al	Limited Ballot
For	0		0	0	0	0	0
Against	0		0	0	0	0	0
Total Votes Cast	0		0	0	0	0	0
Overvotes	0		0	0	0	0	0
Undervotes	0		0	0	0	0	0
Contest Totals	0		0	0	0	0	0

Proposition E – City of Garland

Vote For 1

	TOTAL	VOTE %	Election Day	Early Voting	Ballots By Mail	Provision al	Limited Ballot
For	0		0	0	0	0	0
Against	0		0	0	0	0	0
Total Votes Cast	0		0	0	0	0	0
Overvotes	0		0	0	0	0	0
Undervotes	0		0	0	0	0	0
Contest Totals	0		0	0	0	0	0

Proposition F – City of Garland

Vote For 1

	TOTAL	VOTE %	Election Day	Early Voting	Ballots By Mail	Provision al	Limited Ballot
For	0		0	0	0	0	0
Against	0		0	0	0	0	0
Total Votes Cast	0		0	0	0	0	0
Overvotes	0		0	0	0	0	0
Undervotes	0		0	0	0	0	0
Contest Totals	0		0	0	0	0	0

Proposition G – City of Garland

Vote For 1

	TOTAL	VOTE %	Election Day	Early Voting	Ballots By Mail	Provision al	Limited Ballot
For	0		0	0	0	0	0
Against	0		0	0	0	0	0
Total Votes Cast	0		0	0	0	0	0
Overvotes	0		0	0	0	0	0
Undervotes	0		0	0	0	0	0
Contest Totals	0		0	0	0	0	0

Summary Results Report
Joint General and Special Election
May 4, 2024

SOVC
FINAL
COLLIN COUNTY

LB 5

Proposition H – City of Garland

Vote For 1

	TOTAL	VOTE %	Election Day	Early Voting	Ballots By Mail	Provision al	Limited Ballot
For	0		0	0	0	0	0
Against	0		0	0	0	0	0
Total Votes Cast	0		0	0	0	0	0
Overvotes	0		0	0	0	0	0
Undervotes	0		0	0	0	0	0
Contest Totals	0		0	0	0	0	0

Proposition I – City of Garland

Vote For 1

	TOTAL	VOTE %	Election Day	Early Voting	Ballots By Mail	Provision al	Limited Ballot
For	0		0	0	0	0	0
Against	0		0	0	0	0	0
Total Votes Cast	0		0	0	0	0	0
Overvotes	0		0	0	0	0	0
Undervotes	0		0	0	0	0	0
Contest Totals	0		0	0	0	0	0

Proposition J – City of Garland

Vote For 1

	TOTAL	VOTE %	Election Day	Early Voting	Ballots By Mail	Provision al	Limited Ballot
For	0		0	0	0	0	0
Against	0		0	0	0	0	0
Total Votes Cast	0		0	0	0	0	0
Overvotes	0		0	0	0	0	0
Undervotes	0		0	0	0	0	0
Contest Totals	0		0	0	0	0	0

Proposition K – City of Garland

Vote For 1

	TOTAL	VOTE %	Election Day	Early Voting	Ballots By Mail	Provision al	Limited Ballot
For	0		0	0	0	0	0
Against	0		0	0	0	0	0
Total Votes Cast	0		0	0	0	0	0
Overvotes	0		0	0	0	0	0
Undervotes	0		0	0	0	0	0
Contest Totals	0		0	0	0	0	0

Summary Results Report
Joint General and Special Election
May 4, 2024

SOVC
FINAL
COLLIN COUNTY

LB 5

Proposition L – City of Garland

Vote For 1

	TOTAL	VOTE %	Election Day	Early Voting	Ballots By Mail	Provision al	Limited Ballot
For	0		0	0	0	0	0
Against	0		0	0	0	0	0
Total Votes Cast	0		0	0	0	0	0
Overvotes	0		0	0	0	0	0
Undervotes	0		0	0	0	0	0
Contest Totals	0		0	0	0	0	0

Proposition M – City of Garland

Vote For 1

	TOTAL	VOTE %	Election Day	Early Voting	Ballots By Mail	Provision al	Limited Ballot
For	0		0	0	0	0	0
Against	0		0	0	0	0	0
Total Votes Cast	0		0	0	0	0	0
Overvotes	0		0	0	0	0	0
Undervotes	0		0	0	0	0	0
Contest Totals	0		0	0	0	0	0

Proposition N – City of Garland

Vote For 1

	TOTAL	VOTE %	Election Day	Early Voting	Ballots By Mail	Provision al	Limited Ballot
For	0		0	0	0	0	0
Against	0		0	0	0	0	0
Total Votes Cast	0		0	0	0	0	0
Overvotes	0		0	0	0	0	0
Undervotes	0		0	0	0	0	0
Contest Totals	0		0	0	0	0	0

Proposition O – City of Garland

Vote For 1

	TOTAL	VOTE %	Election Day	Early Voting	Ballots By Mail	Provision al	Limited Ballot
For	0		0	0	0	0	0
Against	0		0	0	0	0	0
Total Votes Cast	0		0	0	0	0	0
Overvotes	0		0	0	0	0	0
Undervotes	0		0	0	0	0	0
Contest Totals	0		0	0	0	0	0

LB 5

Proposition P – City of Garland						
Vote For 1						
	TOTAL	VOTE %	Election Day	Early Voting	Ballots By Mail	Provision al Limited Ballot
For	0		0	0	0	0
Against	0		0	0	0	0
Total Votes Cast	0		0	0	0	0
Overvotes	0		0	0	0	0
Undervotes	0		0	0	0	0
Contest Totals	0		0	0	0	0

Proposition Q – City of Garland						
Vote For 1						
	TOTAL	VOTE %	Election Day	Early Voting	Ballots By Mail	Provision al Limited Ballot
For	0		0	0	0	0
Against	0		0	0	0	0
Total Votes Cast	0		0	0	0	0
Overvotes	0		0	0	0	0
Undervotes	0		0	0	0	0
Contest Totals	0		0	0	0	0

LB 6

Councilmember, Place 2 – City of Wylie						
Vote For 1						
	TOTAL	VOTE %	Election Day	Early Voting	Ballots By Mail	Provisional Limited Ballot
Ahmed Abdelghani	0		0	0	0	0
Dave Strang	0		0	0	0	0
Total Votes Cast	0		0	0	0	0
Overvotes	0		0	0	0	0
Undervotes	0		0	0	0	0
Contest Totals	0		0	0	0	0

Councilmember, Place 4 – City of Wylie						
Vote For 1						
	TOTAL	VOTE %	Election Day	Early Voting	Ballots By Mail	Provisional Limited Ballot
Danish Aftab	0		0	0	0	0
Scott Williams	0		0	0	0	0
Total Votes Cast	0		0	0	0	0
Overvotes	0		0	0	0	0
Undervotes	0		0	0	0	0
Contest Totals	0		0	0	0	0

LB 7

Trustee, Place 1 – Blue Ridge ISD
Vote For 1

	TOTAL	VOTE %	Election Day	Early Voting	Ballots By Mail	Provision al	Limited Ballot
Lonnie Murphy	0		0	0	0	0	0
Scott Cessna	0		0	0	0	0	0
Total Votes Cast	0		0	0	0	0	0
Overvotes	0		0	0	0	0	0
Undervotes	0		0	0	0	0	0
Contest Totals	0		0	0	0	0	0

Trustee, Place 2 – Blue Ridge ISD
Vote For 1

	TOTAL	VOTE %	Election Day	Early Voting	Ballots By Mail	Provision al	Limited Ballot
Matt Grier	0		0	0	0	0	0
Total Votes Cast	0		0	0	0	0	0
Overvotes	0		0	0	0	0	0
Undervotes	0		0	0	0	0	0
Contest Totals	0		0	0	0	0	0

Trustee, Place 5 – Blue Ridge ISD
Vote For 1

	TOTAL	VOTE %	Election Day	Early Voting	Ballots By Mail	Provision al	Limited Ballot
Kevin Dauster	0		0	0	0	0	0
Total Votes Cast	0		0	0	0	0	0
Overvotes	0		0	0	0	0	0
Undervotes	0		0	0	0	0	0
Contest Totals	0		0	0	0	0	0

LB 8

Board of Trustees, Place 5 – Celina ISD

Vote For 1	TOTAL	VOTE %	Election Day	Early Voting	Ballots By Mail	Provision al	Limited Ballot
Theresa Balsamo	0		0	0	0	0	0
Total Votes Cast	0		0	0	0	0	0
Overvotes	0		0	0	0	0	0
Undervotes	0		0	0	0	0	0
Contest Totals	0		0	0	0	0	0

Board of Trustees, Place 6 – Celina ISD

Vote For 1	TOTAL	VOTE %	Election Day	Early Voting	Ballots By Mail	Provision al	Limited Ballot
Vicky Hogue	0		0	0	0	0	0
Kelly Juergens	0		0	0	0	0	0
Total Votes Cast	0		0	0	0	0	0
Overvotes	0		0	0	0	0	0
Undervotes	0		0	0	0	0	0
Contest Totals	0		0	0	0	0	0

Board of Trustees, Place 7 – Celina ISD

Vote For 1	TOTAL	VOTE %	Election Day	Early Voting	Ballots By Mail	Provision al	Limited Ballot
Jarratt Calvert	0		0	0	0	0	0
Total Votes Cast	0		0	0	0	0	0
Overvotes	0		0	0	0	0	0
Undervotes	0		0	0	0	0	0
Contest Totals	0		0	0	0	0	0

LB 9

Trustee, Place 2 – Community ISD						
Vote For 1						
	TOTAL	VOTE %	Election Day	Early Voting	Ballots By Mail	Provision al Limited Ballot
Jessica R Foster	0		0	0	0	0
Kris Zilberstein	0		0	0	0	0
Total Votes Cast	0		0	0	0	0
Overvotes	0		0	0	0	0
Undervotes	0		0	0	0	0
Contest Totals	0		0	0	0	0

Trustee, Place 7 – Community ISD						
Vote For 1						
	TOTAL	VOTE %	Election Day	Early Voting	Ballots By Mail	Provision al Limited Ballot
Joshua Saenz	0		0	0	0	0
Total Votes Cast	0		0	0	0	0
Overvotes	0		0	0	0	0
Undervotes	0		0	0	0	0
Contest Totals	0		0	0	0	0

LB 10

Trustee, Place 6 – Frisco ISD
Vote For 1

	TOTAL	VOTE %	Election Day	Early Voting	Ballots By Mail	Provision al	Limited Ballot
Fred Kaiser	0		0	0	0	0	0
Sherrie Salas	0		0	0	0	0	0
Total Votes Cast	0		0	0	0	0	0
Overvotes	0		0	0	0	0	0
Undervotes	0		0	0	0	0	0
Contest Totals	0		0	0	0	0	0

Trustee, Place 7 – Frisco ISD
Vote For 1

	TOTAL	VOTE %	Election Day	Early Voting	Ballots By Mail	Provision al	Limited Ballot
Melanie Barrios - Jones	0		0	0	0	0	0
Keith Maddox	0		0	0	0	0	0
Total Votes Cast	0		0	0	0	0	0
Overvotes	0		0	0	0	0	0
Undervotes	0		0	0	0	0	0
Contest Totals	0		0	0	0	0	0

LB 11

School Board Trustee, Place 4 – Prosper ISD

Vote For 1	TOTAL	VOTE %	Election Day	Early Voting	Ballots By Mail	Provision al	Limited Ballot
Bill Beavers	0		0	0	0	0	0
Lanford Rodgers	0		0	0	0	0	0
Total Votes Cast	0		0	0	0	0	0
Overvotes	0		0	0	0	0	0
Undervotes	0		0	0	0	0	0
Contest Totals	0		0	0	0	0	0

School Board Trustee, Place 7 – Prosper ISD

Vote For 1	TOTAL	VOTE %	Election Day	Early Voting	Ballots By Mail	Provision al	Limited Ballot
Kristin Meier	0		0	0	0	0	0
David Webb	0		0	0	0	0	0
Drew Wilborn	0		0	0	0	0	0
Total Votes Cast	0		0	0	0	0	0
Overvotes	0		0	0	0	0	0
Undervotes	0		0	0	0	0	0
Contest Totals	0		0	0	0	0	0

LB 12

Board of Directors – Caddo Basin SUD						
Vote For 4						
	TOTAL	VOTE %	Election Day	Early Voting	Ballots By Mail	Provision al Limited Ballot
Kenneth Pendergrass	0		0	0	0	0
Elwood Jones	0		0	0	0	0
Jerry Leinart	0		0	0	0	0
James C (Charlie) Patterson	0		0	0	0	0
Tommy Ellison	0		0	0	0	0
Total Votes Cast	0		0	0	0	0
Overvotes	0		0	0	0	0
Undervotes	0		0	0	0	0
Contest Totals	0		0	0	0	0

Summary Results Report
Joint General and Special Election
May 4, 2024

SOVC
FINAL
COLLIN COUNTY

LB 13

Councilmember, Place 2 - City of Celina

Vote For 1

	TOTAL	VOTE %	Election Day	Early Voting	Ballots By Mail	Provision al	Limited Ballot
David Hogue	0		0	0	0	0	0
Eddie Cawfield	0		0	0	0	0	0
Total Votes Cast	0		0	0	0	0	0
Overvotes	0		0	0	0	0	0
Undervotes	0		0	0	0	0	0
Contest Totals	0		0	0	0	0	0

Councilmember, Place 3 - City of Celina

Vote For 1

	TOTAL	VOTE %	Election Day	Early Voting	Ballots By Mail	Provision al	Limited Ballot
Ghentry Pace	0		0	0	0	0	0
Andy Hop Hopkins	0		0	0	0	0	0
Julissa Casas Porcher	0		0	0	0	0	0
Total Votes Cast	0		0	0	0	0	0
Overvotes	0		0	0	0	0	0
Undervotes	0		0	0	0	0	0
Contest Totals	0		0	0	0	0	0

Board of Trustees, Place 5 – Celina ISD

Vote For 1

	TOTAL	VOTE %	Election Day	Early Voting	Ballots By Mail	Provision al	Limited Ballot
Theresa Balsamo	0		0	0	0	0	0
Total Votes Cast	0		0	0	0	0	0
Overvotes	0		0	0	0	0	0
Undervotes	0		0	0	0	0	0
Contest Totals	0		0	0	0	0	0

Board of Trustees, Place 6 – Celina ISD

Vote For 1

	TOTAL	VOTE %	Election Day	Early Voting	Ballots By Mail	Provision al	Limited Ballot
Vicky Hogue	0		0	0	0	0	0
Kelly Juergens	0		0	0	0	0	0
Total Votes Cast	0		0	0	0	0	0
Overvotes	0		0	0	0	0	0
Undervotes	0		0	0	0	0	0
Contest Totals	0		0	0	0	0	0

LB 13

Board of Trustees, Place 7 – Celina ISD						
Vote For 1						
	TOTAL	VOTE %	Election Day	Early Voting	Ballots By Mail	Provision al Limited Ballot
Jarratt Calvert	0		0	0	0	0
Total Votes Cast	0		0	0	0	0
Overvotes	0		0	0	0	0
Undervotes	0		0	0	0	0
Contest Totals	0		0	0	0	0

Summary Results Report
Joint General and Special Election
May 4, 2024

SOVC
FINAL
COLLIN COUNTY

LB 14

Councilmember, Place 2 - City of Celina

Vote For 1

	TOTAL	VOTE %	Election Day	Early Voting	Ballots By Mail	Provision al	Limited Ballot
David Hogue	0		0	0	0	0	0
Eddie Cawfield	0		0	0	0	0	0
Total Votes Cast	0		0	0	0	0	0
Overvotes	0		0	0	0	0	0
Undervotes	0		0	0	0	0	0
Contest Totals	0		0	0	0	0	0

Councilmember, Place 3 - City of Celina

Vote For 1

	TOTAL	VOTE %	Election Day	Early Voting	Ballots By Mail	Provision al	Limited Ballot
Ghentry Pace	0		0	0	0	0	0
Andy Hop Hopkins	0		0	0	0	0	0
Julissa Casas Porcher	0		0	0	0	0	0
Total Votes Cast	0		0	0	0	0	0
Overvotes	0		0	0	0	0	0
Undervotes	0		0	0	0	0	0
Contest Totals	0		0	0	0	0	0

School Board Trustee, Place 4 – Prosper ISD

Vote For 1

	TOTAL	VOTE %	Election Day	Early Voting	Ballots By Mail	Provision al	Limited Ballot
Bill Beavers	0		0	0	0	0	0
Lanford Rodgers	0		0	0	0	0	0
Total Votes Cast	0		0	0	0	0	0
Overvotes	0		0	0	0	0	0
Undervotes	0		0	0	0	0	0
Contest Totals	0		0	0	0	0	0

School Board Trustee, Place 7 – Prosper ISD

Vote For 1

	TOTAL	VOTE %	Election Day	Early Voting	Ballots By Mail	Provision al	Limited Ballot
Kristin Meier	0		0	0	0	0	0
David Webb	0		0	0	0	0	0
Drew Wilborn	0		0	0	0	0	0
Total Votes Cast	0		0	0	0	0	0
Overvotes	0		0	0	0	0	0
Undervotes	0		0	0	0	0	0
Contest Totals	0		0	0	0	0	0

Summary Results Report
Joint General and Special Election
May 4, 2024

SOVC
FINAL
COLLIN COUNTY

LB 15

City Council, Place 1 - City of Frisco

Vote For 1

	TOTAL	VOTE %	Election Day	Early Voting	Ballots By Mail	Provision al	Limited Ballot
Mark Piland	0		0	0	0	0	0
John Keating	0		0	0	0	0	0
Total Votes Cast	0		0	0	0	0	0
Overvotes	0		0	0	0	0	0
Undervotes	0		0	0	0	0	0
Contest Totals	0		0	0	0	0	0

City Council, Place 3 - City of Frisco

Vote For 1

	TOTAL	VOTE %	Election Day	Early Voting	Ballots By Mail	Provision al	Limited Ballot
John Redmond	0		0	0	0	0	0
Angelia Pelham	0		0	0	0	0	0
Total Votes Cast	0		0	0	0	0	0
Overvotes	0		0	0	0	0	0
Undervotes	0		0	0	0	0	0
Contest Totals	0		0	0	0	0	0

Proposition A – City of Frisco

Vote For 1

	TOTAL	VOTE %	Election Day	Early Voting	Ballots By Mail	Provision al	Limited Ballot
For the Proposition	0		0	0	0	0	0
Against the Proposition	0		0	0	0	0	0
Total Votes Cast	0		0	0	0	0	0
Overvotes	0		0	0	0	0	0
Undervotes	0		0	0	0	0	0
Contest Totals	0		0	0	0	0	0

Proposition B – City of Frisco

Vote For 1

	TOTAL	VOTE %	Election Day	Early Voting	Ballots By Mail	Provision al	Limited Ballot
For the Proposition	0		0	0	0	0	0
Against the Proposition	0		0	0	0	0	0
Total Votes Cast	0		0	0	0	0	0
Overvotes	0		0	0	0	0	0
Undervotes	0		0	0	0	0	0
Contest Totals	0		0	0	0	0	0

LB 15

Trustee, Place 6 – Frisco ISD						
Vote For 1						
	TOTAL	VOTE %	Election Day	Early Voting	Ballots By Mail	Provisional Limited Ballot
Fred Kaiser	0		0	0	0	0
Sherrie Salas	0		0	0	0	0
Total Votes Cast	0		0	0	0	0
Overvotes	0		0	0	0	0
Undervotes	0		0	0	0	0
Contest Totals	0		0	0	0	0

Trustee, Place 7 – Frisco ISD						
Vote For 1						
	TOTAL	VOTE %	Election Day	Early Voting	Ballots By Mail	Provisional Limited Ballot
Melanie Barrios - Jones	0		0	0	0	0
Keith Maddox	0		0	0	0	0
Total Votes Cast	0		0	0	0	0
Overvotes	0		0	0	0	0
Undervotes	0		0	0	0	0
Contest Totals	0		0	0	0	0

Summary Results Report
Joint General and Special Election
May 4, 2024

SOVC
FINAL
COLLIN COUNTY

LB 16

City Council, Place 1 - City of Frisco

Vote For 1

	TOTAL	VOTE %	Election Day	Early Voting	Ballots By Mail	Provision al	Limited Ballot
Mark Piland	0		0	0	0	0	0
John Keating	0		0	0	0	0	0
Total Votes Cast	0		0	0	0	0	0
Overvotes	0		0	0	0	0	0
Undervotes	0		0	0	0	0	0
Contest Totals	0		0	0	0	0	0

City Council, Place 3 - City of Frisco

Vote For 1

	TOTAL	VOTE %	Election Day	Early Voting	Ballots By Mail	Provision al	Limited Ballot
John Redmond	0		0	0	0	0	0
Angelia Pelham	0		0	0	0	0	0
Total Votes Cast	0		0	0	0	0	0
Overvotes	0		0	0	0	0	0
Undervotes	0		0	0	0	0	0
Contest Totals	0		0	0	0	0	0

Proposition A – City of Frisco

Vote For 1

	TOTAL	VOTE %	Election Day	Early Voting	Ballots By Mail	Provision al	Limited Ballot
For the Proposition	0		0	0	0	0	0
Against the Proposition	0		0	0	0	0	0
Total Votes Cast	0		0	0	0	0	0
Overvotes	0		0	0	0	0	0
Undervotes	0		0	0	0	0	0
Contest Totals	0		0	0	0	0	0

Proposition B – City of Frisco

Vote For 1

	TOTAL	VOTE %	Election Day	Early Voting	Ballots By Mail	Provision al	Limited Ballot
For the Proposition	0		0	0	0	0	0
Against the Proposition	0		0	0	0	0	0
Total Votes Cast	0		0	0	0	0	0
Overvotes	0		0	0	0	0	0
Undervotes	0		0	0	0	0	0
Contest Totals	0		0	0	0	0	0

LB 16

School Board Trustee, Place 4 – Prosper ISD						
Vote For 1						
	TOTAL	VOTE %	Election Day	Early Voting	Ballots By Mail	Provision al Limited Ballot
Bill Beavers	0		0	0	0	0
Lanford Rodgers	0		0	0	0	0
Total Votes Cast	0		0	0	0	0
Overvotes	0		0	0	0	0
Undervotes	0		0	0	0	0
Contest Totals	0		0	0	0	0

School Board Trustee, Place 7 – Prosper ISD						
Vote For 1						
	TOTAL	VOTE %	Election Day	Early Voting	Ballots By Mail	Provision al Limited Ballot
Kristin Meier	0		0	0	0	0
David Webb	0		0	0	0	0
Drew Wilborn	0		0	0	0	0
Total Votes Cast	0		0	0	0	0
Overvotes	0		0	0	0	0
Undervotes	0		0	0	0	0
Contest Totals	0		0	0	0	0

Summary Results Report
Joint General and Special Election
May 4, 2024

SOVC
FINAL
COLLIN COUNTY

LB 17

Trustee, Place 2 – Community ISD

Vote For 1

	TOTAL	VOTE %	Election Day	Early Voting	Ballots By Mail	Provision al	Limited Ballot
Jessica R Foster	0		0	0	0	0	0
Kris Zilberstein	0		0	0	0	0	0
Total Votes Cast	0		0	0	0	0	0
Overvotes	0		0	0	0	0	0
Undervotes	0		0	0	0	0	0
Contest Totals	0		0	0	0	0	0

Trustee, Place 7 – Community ISD

Vote For 1

	TOTAL	VOTE %	Election Day	Early Voting	Ballots By Mail	Provision al	Limited Ballot
Joshua Saenz	0		0	0	0	0	0
Total Votes Cast	0		0	0	0	0	0
Overvotes	0		0	0	0	0	0
Undervotes	0		0	0	0	0	0
Contest Totals	0		0	0	0	0	0

Board of Directors – Caddo Basin SUD

Vote For 4

	TOTAL	VOTE %	Election Day	Early Voting	Ballots By Mail	Provision al	Limited Ballot
Kenneth Pendergrass	0		0	0	0	0	0
Elwood Jones	0		0	0	0	0	0
Jerry Leinart	0		0	0	0	0	0
James C (Charlie) Patterson	0		0	0	0	0	0
Tommy Ellison	0		0	0	0	0	0
Total Votes Cast	0		0	0	0	0	0
Overvotes	0		0	0	0	0	0
Undervotes	0		0	0	0	0	0
Contest Totals	0		0	0	0	0	0

LB 18

Member of Council, Place 1 – City of Sachse

Vote For 1	TOTAL	VOTE %	Election Day	Early Voting	Ballots By Mail	Provision al	Limited Ballot
Atif Ahmed	0		0	0	0	0	0
Brett Franks	0		0	0	0	0	0
Total Votes Cast	0		0	0	0	0	0
Overvotes	0		0	0	0	0	0
Undervotes	0		0	0	0	0	0
Contest Totals	0		0	0	0	0	0

Member of Council, Place 2 – City of Sachse

Vote For 1	TOTAL	VOTE %	Election Day	Early Voting	Ballots By Mail	Provision al	Limited Ballot
Nisar Razvi	0		0	0	0	0	0
Beau Hooten	0		0	0	0	0	0
Michelle Howarth	0		0	0	0	0	0
Total Votes Cast	0		0	0	0	0	0
Overvotes	0		0	0	0	0	0
Undervotes	0		0	0	0	0	0
Contest Totals	0		0	0	0	0	0