

001

Proposed Constitutional Amendments - Proposition 1

Vote For 1

	TOTAL	VOTE %		Election Day	Early Voting	Ballot By Mail	Provision al Ballots
For	161	93.60%	<div><div></div></div>	50	83	28	0
Against	11	6.40%	<div><div></div></div>	3	6	2	0
Total Votes Cast	172	100.00%	<div><div></div></div>	53	89	30	0
Overvotes	0			0	0	0	0
Undervotes	1			0	1	0	0
Contest Totals	173			53	90	30	0

Proposed Constitutional Amendments - Proposition 2

Vote For 1

	TOTAL	VOTE %		Election Day	Early Voting	Ballot By Mail	Provision al Ballots
For	160	93.02%	<div><div></div></div>	48	85	27	0
Against	12	6.98%	<div><div></div></div>	5	4	3	0
Total Votes Cast	172	100.00%	<div><div></div></div>	53	89	30	0
Overvotes	0			0	0	0	0
Undervotes	1			0	1	0	0
Contest Totals	173			53	90	30	0

002

Proposed Constitutional Amendments - Proposition 1

Vote For 1

	TOTAL	VOTE %		Election Day	Early Voting	Ballot By Mail	Provision al Ballots
For	162	90.50%	<div><div></div></div>	47	95	20	0
Against	17	9.50%	<div><div></div></div>	9	4	4	0
Total Votes Cast	179	100.00%	<div><div></div></div>	56	99	24	0
Overvotes	0			0	0	0	0
Undervotes	3			0	1	2	0
Contest Totals	182			56	100	26	0

Proposed Constitutional Amendments - Proposition 2

Vote For 1

	TOTAL	VOTE %		Election Day	Early Voting	Ballot By Mail	Provision al Ballots
For	161	88.95%	<div><div></div></div>	45	95	21	0
Against	20	11.05%	<div><div></div></div>	10	5	5	0
Total Votes Cast	181	100.00%	<div><div></div></div>	55	100	26	0
Overvotes	0			0	0	0	0
Undervotes	1			1	0	0	0
Contest Totals	182			56	100	26	0

003

Proposed Constitutional Amendments - Proposition 1

Vote For 1

	TOTAL	VOTE %		Election Day	Early Voting	Ballot By Mail	Provision al Ballots
For	26	81.25%	<div><div></div></div>	8	13	5	0
Against	6	18.75%	<div><div></div></div>	1	3	2	0
Total Votes Cast	32	100.00%	<div><div></div></div>	9	16	7	0
Overvotes	0			0	0	0	0
Undervotes	0			0	0	0	0
Contest Totals	32			9	16	7	0

Proposed Constitutional Amendments - Proposition 2

Vote For 1

	TOTAL	VOTE %		Election Day	Early Voting	Ballot By Mail	Provision al Ballots
For	25	78.12%	<div><div></div></div>	8	13	4	0
Against	7	21.88%	<div><div></div></div>	1	3	3	0
Total Votes Cast	32	100.00%	<div><div></div></div>	9	16	7	0
Overvotes	0			0	0	0	0
Undervotes	0			0	0	0	0
Contest Totals	32			9	16	7	0

004

Proposed Constitutional Amendments - Proposition 1

Vote For 1

	TOTAL	VOTE %		Election Day	Early Voting	Ballot By Mail	Provision al Ballots
For	95	93.14%	<div><div></div></div>	34	53	8	0
Against	7	6.86%	<div><div></div></div>	1	3	3	0
Total Votes Cast	102	100.00%	<div><div></div></div>	35	56	11	0
Overvotes	0			0	0	0	0
Undervotes	0			0	0	0	0
Contest Totals	102			35	56	11	0

Proposed Constitutional Amendments - Proposition 2

Vote For 1

	TOTAL	VOTE %		Election Day	Early Voting	Ballot By Mail	Provision al Ballots
For	97	95.10%	<div><div></div></div>	35	53	9	0
Against	5	4.90%	<div><div></div></div>	0	3	2	0
Total Votes Cast	102	100.00%	<div><div></div></div>	35	56	11	0
Overvotes	0			0	0	0	0
Undervotes	0			0	0	0	0
Contest Totals	102			35	56	11	0

City of Melissa - Mayor Melissa

Vote For 1

	TOTAL	VOTE %		Election Day	Early Voting	Ballot By Mail	Provision al Ballots
Jay Northcut	0			0	0	0	0
Shannon Sweat	0			0	0	0	0
Total Votes Cast	0			0	0	0	0
Overvotes	0			0	0	0	0
Undervotes	0			0	0	0	0
Contest Totals	0			0	0	0	0

City of Melissa - City Council, Place 2 Melissa

Vote For 1

	TOTAL	VOTE %		Election Day	Early Voting	Ballot By Mail	Provision al Ballots
Chad Taylor	0			0	0	0	0
Total Votes Cast	0			0	0	0	0
Overvotes	0			0	0	0	0
Undervotes	0			0	0	0	0
Contest Totals	0			0	0	0	0

004

City of Melissa - City Council, Place 4 Melissa

Vote For 1

	TOTAL	VOTE %	Election Day	Early Voting	Ballot By Mail	Provision al Ballots
Joseph Armstrong	0		0	0	0	0
Total Votes Cast	0		0	0	0	0
Overvotes	0		0	0	0	0
Undervotes	0		0	0	0	0
Contest Totals	0		0	0	0	0





City of Melissa - City Council, Place 6 Melissa

Vote For 1

	TOTAL	VOTE %	Election Day	Early Voting	Ballot By Mail	Provision al Ballots
Sean Lehr	0		0	0	0	0
Dwayne M. McNeil	0		0	0	0	0
Total Votes Cast	0		0	0	0	0
Overvotes	0		0	0	0	0
Undervotes	0		0	0	0	0
Contest Totals	0		0	0	0	0

North Collin Special Utility District - Director NORTH COLLIN SPECIAL UTILITY DISTRICT

Vote For 2

	TOTAL	VOTE %	Election Day	Early Voting	Ballot By Mail	Provision al Ballots
Debbie Herbst	24	36.36% 	4	20	0	0
Scott Morrissey	14	21.21% 	3	11	0	0
Ellen Hartley	28	42.42% 	6	20	2	0
Total Votes Cast	66	100.00% 	13	51	2	0
Overvotes	0		0	0	0	0
Undervotes	50		13	31	6	0
Contest Totals	116		26	82	8	0

005

Proposed Constitutional Amendments - Proposition 1

Vote For 1

	TOTAL	VOTE %		Election Day	Early Voting	Ballot By Mail	Provision al Ballots
For	160	87.91%	<div><div></div></div>	32	104	24	0
Against	22	12.09%	<div><div></div></div>	5	14	3	0
Total Votes Cast	182	100.00%	<div><div></div></div>	37	118	27	0
Overvotes	0			0	0	0	0
Undervotes	4			1	3	0	0
Contest Totals	186			38	121	27	0

Proposed Constitutional Amendments - Proposition 2

Vote For 1

	TOTAL	VOTE %		Election Day	Early Voting	Ballot By Mail	Provision al Ballots
For	155	84.24%	<div><div></div></div>	32	100	23	0
Against	29	15.76%	<div><div></div></div>	6	19	4	0
Total Votes Cast	184	100.00%	<div><div></div></div>	38	119	27	0
Overvotes	0			0	0	0	0
Undervotes	2			0	2	0	0
Contest Totals	186			38	121	27	0

Allen, City of - Councilmember, Place No. 4 Allen

Vote For 1

	TOTAL	VOTE %		Election Day	Early Voting	Ballot By Mail	Provision al Ballots
Chris Schulmeister	144	83.24%	<div><div></div></div>	28	94	22	0
Nathan Polsky	29	16.76%	<div><div></div></div>	6	21	2	0
Total Votes Cast	173	100.00%	<div><div></div></div>	34	115	24	0
Overvotes	0			0	0	0	0
Undervotes	13			4	6	3	0
Contest Totals	186			38	121	27	0

Allen, City of - Councilmember, Place No. 6 Allen

Vote For 1

	TOTAL	VOTE %		Election Day	Early Voting	Ballot By Mail	Provision al Ballots
Srini Raghavan	56	31.11%	<div><div></div></div>	9	44	3	0
Ben Trahan	124	68.89%	<div><div></div></div>	27	76	21	0
Total Votes Cast	180	100.00%	<div><div></div></div>	36	120	24	0
Overvotes	0			0	0	0	0
Undervotes	6			2	1	3	0
Contest Totals	186			38	121	27	0

005

Allen ISD - School District Board of Trustees, Place 2 Allen

Vote For 1

	TOTAL	VOTE %		Election Day	Early Voting	Ballot By Mail	Provision al Ballots
Bill Parker	71	41.04%	<div><div></div></div>	13	45	13	0
Sam Abiog	73	42.20%	<div><div></div></div>	13	54	6	0
Christina Cabral	29	16.76%	<div><div></div></div>	9	15	5	0
Total Votes Cast	173	100.00%	<div><div></div></div>	35	114	24	0
Overvotes	0			0	0	0	0
Undervotes	13			3	7	3	0
Contest Totals	186			38	121	27	0

Allen ISD - School District Board of Trustees, Place 4 Allen

Vote For 1

	TOTAL	VOTE %		Election Day	Early Voting	Ballot By Mail	Provision al Ballots
Amy Gnadt	130	79.27%	<div><div></div></div>	30	81	19	0
Joe Boylan	34	20.73%	<div><div></div></div>	5	24	5	0
Total Votes Cast	164	100.00%	<div><div></div></div>	35	105	24	0
Overvotes	0			0	0	0	0
Undervotes	22			3	16	3	0
Contest Totals	186			38	121	27	0

Allen ISD - School District Board of Trustees, Place 5 Allen

Vote For 1

	TOTAL	VOTE %		Election Day	Early Voting	Ballot By Mail	Provision al Ballots
Elle Holland	74	42.29%	<div><div></div></div>	7	57	10	0
Snober Lakhani	17	9.71%	<div><div></div></div>	4	12	1	0
Kelley Rowley	84	48.00%	<div><div></div></div>	25	47	12	0
Total Votes Cast	175	100.00%	<div><div></div></div>	36	116	23	0
Overvotes	0			0	0	0	0
Undervotes	11			2	5	4	0
Contest Totals	186			38	121	27	0

006

Proposed Constitutional Amendments - Proposition 1

Vote For 1

	TOTAL	VOTE %		Election Day	Early Voting	Ballot By Mail	Provisional Ballots
For	99	85.34%	<div><div></div></div>	31	65	3	0
Against	17	14.66%	<div><div></div></div>	2	13	2	0
Total Votes Cast	116	100.00%	<div><div></div></div>	33	78	5	0
Overvotes	0			0	0	0	0
Undervotes	5			0	5	0	0
Contest Totals	121			33	83	5	0

Proposed Constitutional Amendments - Proposition 2

Vote For 1

	TOTAL	VOTE %		Election Day	Early Voting	Ballot By Mail	Provisional Ballots
For	100	83.33%	<div><div></div></div>	31	65	4	0
Against	20	16.67%	<div><div></div></div>	2	17	1	0
Total Votes Cast	120	100.00%	<div><div></div></div>	33	82	5	0
Overvotes	0			0	0	0	0
Undervotes	1			0	1	0	0
Contest Totals	121			33	83	5	0

Allen, City of - Councilmember, Place No. 4 Allen

Vote For 1

	TOTAL	VOTE %		Election Day	Early Voting	Ballot By Mail	Provisional Ballots
Chris Schulmeister	77	67.54%	<div><div></div></div>	22	52	3	0
Nathan Polsky	37	32.46%	<div><div></div></div>	10	25	2	0
Total Votes Cast	114	100.00%	<div><div></div></div>	32	77	5	0
Overvotes	0			0	0	0	0
Undervotes	7			1	6	0	0
Contest Totals	121			33	83	5	0

Allen, City of - Councilmember, Place No. 6 Allen

Vote For 1

	TOTAL	VOTE %		Election Day	Early Voting	Ballot By Mail	Provisional Ballots
Srini Raghavan	50	43.10%	<div><div></div></div>	13	33	4	0
Ben Trahan	66	56.90%	<div><div></div></div>	20	45	1	0
Total Votes Cast	116	100.00%	<div><div></div></div>	33	78	5	0
Overvotes	0			0	0	0	0
Undervotes	5			0	5	0	0
Contest Totals	121			33	83	5	0

006

Allen ISD - School District Board of Trustees, Place 2 Allen

Vote For 1

	TOTAL	VOTE %		Election Day	Early Voting	Ballot By Mail	Provision al Ballots
Bill Parker	41	35.34%	<div><div></div></div>	12	29	0	0
Sam Abiog	38	32.76%	<div><div></div></div>	11	25	2	0
Christina Cabral	37	31.90%	<div><div></div></div>	10	24	3	0
Total Votes Cast	116	100.00%	<div><div></div></div>	33	78	5	0
Overvotes	0			0	0	0	0
Undervotes	5			0	5	0	0
Contest Totals	121			33	83	5	0

Allen ISD - School District Board of Trustees, Place 4 Allen

Vote For 1

	TOTAL	VOTE %		Election Day	Early Voting	Ballot By Mail	Provision al Ballots
Amy Gnadt	66	59.46%	<div><div></div></div>	18	48	0	0
Joe Boylan	45	40.54%	<div><div></div></div>	13	28	4	0
Total Votes Cast	111	100.00%	<div><div></div></div>	31	76	4	0
Overvotes	0			0	0	0	0
Undervotes	10			2	7	1	0
Contest Totals	121			33	83	5	0

Allen ISD - School District Board of Trustees, Place 5 Allen

Vote For 1

	TOTAL	VOTE %		Election Day	Early Voting	Ballot By Mail	Provision al Ballots
Elle Holland	32	27.83%	<div><div></div></div>	11	19	2	0
Snober Lakhani	46	40.00%	<div><div></div></div>	14	30	2	0
Kelley Rowley	37	32.17%	<div><div></div></div>	7	29	1	0
Total Votes Cast	115	100.00%	<div><div></div></div>	32	78	5	0
Overvotes	0			0	0	0	0
Undervotes	6			1	5	0	0
Contest Totals	121			33	83	5	0

007

Proposed Constitutional Amendments - Proposition 1

Vote For 1

	TOTAL	VOTE %		Election Day	Early Voting	Ballot By Mail	Provision al Ballots
For	146	89.02%	<div><div></div></div>	34	102	10	0
Against	18	10.98%	<div><div></div></div>	4	11	3	0
Total Votes Cast	164	100.00%	<div><div></div></div>	38	113	13	0
Overvotes	0			0	0	0	0
Undervotes	2			1	1	0	0
Contest Totals	166			39	114	13	0

Proposed Constitutional Amendments - Proposition 2

Vote For 1

	TOTAL	VOTE %		Election Day	Early Voting	Ballot By Mail	Provision al Ballots
For	146	88.48%	<div><div></div></div>	35	103	8	0
Against	19	11.52%	<div><div></div></div>	3	11	5	0
Total Votes Cast	165	100.00%	<div><div></div></div>	38	114	13	0
Overvotes	0			0	0	0	0
Undervotes	1			1	0	0	0
Contest Totals	166			39	114	13	0

Allen, City of - Councilmember, Place No. 4 Allen

Vote For 1

	TOTAL	VOTE %		Election Day	Early Voting	Ballot By Mail	Provision al Ballots
Chris Schulmeister	112	76.71%	<div><div></div></div>	26	78	8	0
Nathan Polsky	34	23.29%	<div><div></div></div>	4	27	3	0
Total Votes Cast	146	100.00%	<div><div></div></div>	30	105	11	0
Overvotes	0			0	0	0	0
Undervotes	20			9	9	2	0
Contest Totals	166			39	114	13	0

Allen, City of - Councilmember, Place No. 6 Allen

Vote For 1

	TOTAL	VOTE %		Election Day	Early Voting	Ballot By Mail	Provision al Ballots
Srini Raghavan	68	44.16%	<div><div></div></div>	15	51	2	0
Ben Trahan	86	55.84%	<div><div></div></div>	19	58	9	0
Total Votes Cast	154	100.00%	<div><div></div></div>	34	109	11	0
Overvotes	0			0	0	0	0
Undervotes	12			5	5	2	0
Contest Totals	166			39	114	13	0

007

Allen ISD - School District Board of Trustees, Place 2 Allen

Vote For 1

	TOTAL	VOTE %		Election Day	Early Voting	Ballot By Mail	Provision al Ballots
Bill Parker	35	23.18%	<div><div></div></div>	8	23	4	0
Sam Abiog	64	42.38%	<div><div></div></div>	13	49	2	0
Christina Cabral	52	34.44%	<div><div></div></div>	13	35	4	0
Total Votes Cast	151	100.00%	<div><div></div></div>	34	107	10	0
Overvotes	0			0	0	0	0
Undervotes	15			5	7	3	0
Contest Totals	166			39	114	13	0

Allen ISD - School District Board of Trustees, Place 4 Allen

Vote For 1

	TOTAL	VOTE %		Election Day	Early Voting	Ballot By Mail	Provision al Ballots
Amy Gnadt	82	58.16%	<div><div></div></div>	16	60	6	0
Joe Boylan	59	41.84%	<div><div></div></div>	15	40	4	0
Total Votes Cast	141	100.00%	<div><div></div></div>	31	100	10	0
Overvotes	0			0	0	0	0
Undervotes	25			8	14	3	0
Contest Totals	166			39	114	13	0

Allen ISD - School District Board of Trustees, Place 5 Allen

Vote For 1

	TOTAL	VOTE %		Election Day	Early Voting	Ballot By Mail	Provision al Ballots
Elle Holland	59	39.60%	<div><div></div></div>	13	45	1	0
Snober Lakhani	54	36.24%	<div><div></div></div>	16	34	4	0
Kelley Rowley	36	24.16%	<div><div></div></div>	5	26	5	0
Total Votes Cast	149	100.00%	<div><div></div></div>	34	105	10	0
Overvotes	0			0	0	0	0
Undervotes	17			5	9	3	0
Contest Totals	166			39	114	13	0

008

Proposed Constitutional Amendments - Proposition 1

Vote For 1

	TOTAL	VOTE %		Election Day	Early Voting	Ballot By Mail	Provision al Ballots
For	138	93.24%	<div><div></div></div>	73	43	22	0
Against	10	6.76%	<div><div></div></div>	6	1	3	0
Total Votes Cast	148	100.00%	<div><div></div></div>	79	44	25	0
Overvotes	0			0	0	0	0
Undervotes	2			2	0	0	0
Contest Totals	150			81	44	25	0

Proposed Constitutional Amendments - Proposition 2

Vote For 1

	TOTAL	VOTE %		Election Day	Early Voting	Ballot By Mail	Provision al Ballots
For	136	90.67%	<div><div></div></div>	74	39	23	0
Against	14	9.33%	<div><div></div></div>	7	5	2	0
Total Votes Cast	150	100.00%	<div><div></div></div>	81	44	25	0
Overvotes	0			0	0	0	0
Undervotes	0			0	0	0	0
Contest Totals	150			81	44	25	0

009

Proposed Constitutional Amendments - Proposition 1

Vote For 1

	TOTAL	VOTE %		Election Day	Early Voting	Ballot By Mail	Provision al Ballots
For	122	94.57%	<div><div></div></div>	51	56	15	0
Against	7	5.43%	<div><div></div></div>	1	6	0	0
Total Votes Cast	129	100.00%	<div><div></div></div>	52	62	15	0
Overvotes	0			0	0	0	0
Undervotes	0			0	0	0	0
Contest Totals	129			52	62	15	0

Proposed Constitutional Amendments - Proposition 2

Vote For 1

	TOTAL	VOTE %		Election Day	Early Voting	Ballot By Mail	Provision al Ballots
For	124	96.12%	<div><div></div></div>	51	59	14	0
Against	5	3.88%	<div><div></div></div>	1	3	1	0
Total Votes Cast	129	100.00%	<div><div></div></div>	52	62	15	0
Overvotes	0			0	0	0	0
Undervotes	0			0	0	0	0
Contest Totals	129			52	62	15	0

North Collin Special Utility District - Director NORTH COLLIN SPECIAL UTILITY DISTRICT

Vote For 2

	TOTAL	VOTE %		Election Day	Early Voting	Ballot By Mail	Provision al Ballots
Debbie Herbst	25	39.06%	<div><div></div></div>	6	17	2	0
Scott Morrissey	12	18.75%	<div><div></div></div>	4	8	0	0
Ellen Hartley	27	42.19%	<div><div></div></div>	9	18	0	0
Total Votes Cast	64	100.00%	<div><div></div></div>	19	43	2	0
Overvotes	0			0	0	0	0
Undervotes	38			9	23	6	0
Contest Totals	102			28	66	8	0

010

Proposed Constitutional Amendments - Proposition 1

Vote For 1

	TOTAL	VOTE %		Election Day	Early Voting	Ballot By Mail	Provision al Ballots
For	33	94.29%	<div><div></div></div>	10	17	6	0
Against	2	5.71%	<div><div></div></div>	0	0	2	0
Total Votes Cast	35	100.00%	<div><div></div></div>	10	17	8	0
Overvotes	0			0	0	0	0
Undervotes	1			1	0	0	0
Contest Totals	36			11	17	8	0

Proposed Constitutional Amendments - Proposition 2

Vote For 1

	TOTAL	VOTE %		Election Day	Early Voting	Ballot By Mail	Provision al Ballots
For	35	97.22%	<div><div></div></div>	11	16	8	0
Against	1	2.78%	<div><div></div></div>	0	1	0	0
Total Votes Cast	36	100.00%	<div><div></div></div>	11	17	8	0
Overvotes	0			0	0	0	0
Undervotes	0			0	0	0	0
Contest Totals	36			11	17	8	0

011

Proposed Constitutional Amendments - Proposition 1

Vote For 1

	TOTAL	VOTE %		Election Day	Early Voting	Ballot By Mail	Provisional Ballots
For	340	90.19%	<div><div></div></div>	142	178	20	0
Against	37	9.81%	<div><div></div></div>	19	16	1	1
Total Votes Cast	377	100.00%	<div><div></div></div>	161	194	21	1
Overvotes	0			0	0	0	0
Undervotes	8			4	4	0	0
Contest Totals	385			165	198	21	1

Proposed Constitutional Amendments - Proposition 2

Vote For 1

	TOTAL	VOTE %		Election Day	Early Voting	Ballot By Mail	Provisional Ballots
For	352	92.63%	<div><div></div></div>	153	180	18	1
Against	28	7.37%	<div><div></div></div>	9	16	3	0
Total Votes Cast	380	100.00%	<div><div></div></div>	162	196	21	1
Overvotes	0			0	0	0	0
Undervotes	5			3	2	0	0
Contest Totals	385			165	198	21	1

Farmersville, City of - Mayor Farmersville

Vote For 1

	TOTAL	VOTE %		Election Day	Early Voting	Ballot By Mail	Provisional Ballots
Bryon Wiebold	182	78.79%	<div><div></div></div>	72	99	10	1
Denise Kelly	49	21.21%	<div><div></div></div>	23	24	2	0
Total Votes Cast	231	100.00%	<div><div></div></div>	95	123	12	1
Overvotes	0			0	0	0	0
Undervotes	11			7	4	0	0
Contest Totals	242			102	127	12	1

Farmersville, City of - Councilmember, Place 2 Farmersville

Vote For 1

	TOTAL	VOTE %		Election Day	Early Voting	Ballot By Mail	Provisional Ballots
Terry Williams	175	100.00%	<div><div></div></div>	64	105	6	0
Total Votes Cast	175	100.00%	<div><div></div></div>	64	105	6	0
Overvotes	0			0	0	0	0
Undervotes	67			38	22	6	1
Contest Totals	242			102	127	12	1

011

Farmersville, City of - Councilmember, Place 4 Farmersville

Vote For 1

	TOTAL	VOTE %		Election Day	Early Voting	Ballot By Mail	Provisional Ballots
Mike Henry	175	100.00%	<div><div></div></div>	68	101	6	0
Total Votes Cast	175	100.00%	<div><div></div></div>	68	101	6	0
Overvotes	0			0	0	0	0
Undervotes	67			34	26	6	1
Contest Totals	242			102	127	12	1

Farmersville, City of - Proposition A

Vote For 1

	TOTAL	VOTE %		Election Day	Early Voting	Ballot By Mail	Provisional Ballots
For	175	74.79%	<div><div></div></div>	68	100	6	1
Against	59	25.21%	<div><div></div></div>	29	25	5	0
Total Votes Cast	234	100.00%	<div><div></div></div>	97	125	11	1
Overvotes	0			0	0	0	0
Undervotes	8			5	2	1	0
Contest Totals	242			102	127	12	1

Community ISD - Proposition A

Vote For 1

	TOTAL	VOTE %		Election Day	Early Voting	Ballot By Mail	Provisional Ballots
For	6	66.67%	<div><div></div></div>	5	1	0	0
Against	3	33.33%	<div><div></div></div>	1	2	0	0
Total Votes Cast	9	100.00%	<div><div></div></div>	6	3	0	0
Overvotes	0			0	0	0	0
Undervotes	0			0	0	0	0
Contest Totals	9			6	3	0	0

Community ISD - Proposition B

Vote For 1

	TOTAL	VOTE %		Election Day	Early Voting	Ballot By Mail	Provisional Ballots
For	5	55.56%	<div><div></div></div>	4	1	0	0
Against	4	44.44%	<div><div></div></div>	2	2	0	0
Total Votes Cast	9	100.00%	<div><div></div></div>	6	3	0	0
Overvotes	0			0	0	0	0
Undervotes	0			0	0	0	0
Contest Totals	9			6	3	0	0

011

Community ISD - Proposition C

Vote For 1

	TOTAL	VOTE %		Election Day	Early Voting	Ballot By Mail	Provision al Ballots
For	5	55.56%	<div><div></div></div>	4	1	0	0
Against	4	44.44%	<div><div></div></div>	2	2	0	0
Total Votes Cast	9	100.00%	<div><div></div></div>	6	3	0	0
Overvotes	0			0	0	0	0
Undervotes	0			0	0	0	0
Contest Totals	9			6	3	0	0

012

Proposed Constitutional Amendments - Proposition 1

Vote For 1

	TOTAL	VOTE %		Election Day	Early Voting	Ballot By Mail	Provision al Ballots
For	129	92.81%	<div><div></div></div>	32	65	32	0
Against	10	7.19%	<div><div></div></div>	3	4	3	0
Total Votes Cast	139	100.00%	<div><div></div></div>	35	69	35	0
Overvotes	0			0	0	0	0
Undervotes	1			0	0	1	0
Contest Totals	140			35	69	36	0

Proposed Constitutional Amendments - Proposition 2

Vote For 1

	TOTAL	VOTE %		Election Day	Early Voting	Ballot By Mail	Provision al Ballots
For	128	91.43%	<div><div></div></div>	31	65	32	0
Against	12	8.57%	<div><div></div></div>	4	4	4	0
Total Votes Cast	140	100.00%	<div><div></div></div>	35	69	36	0
Overvotes	0			0	0	0	0
Undervotes	0			0	0	0	0
Contest Totals	140			35	69	36	0

013

Proposed Constitutional Amendments - Proposition 1

Vote For 1

	TOTAL	VOTE %		Election Day	Early Voting	Ballot By Mail	Provision al Ballots
For	163	91.57%	<div><div></div></div>	46	104	13	0
Against	15	8.43%	<div><div></div></div>	6	7	2	0
Total Votes Cast	178	100.00%	<div><div></div></div>	52	111	15	0
Overvotes	0			0	0	0	0
Undervotes	12			4	8	0	0
Contest Totals	190			56	119	15	0

Proposed Constitutional Amendments - Proposition 2

Vote For 1

	TOTAL	VOTE %		Election Day	Early Voting	Ballot By Mail	Provision al Ballots
For	169	92.86%	<div><div></div></div>	52	104	13	0
Against	13	7.14%	<div><div></div></div>	3	8	2	0
Total Votes Cast	182	100.00%	<div><div></div></div>	55	112	15	0
Overvotes	0			0	0	0	0
Undervotes	8			1	7	0	0
Contest Totals	190			56	119	15	0

Celina, City of - Councilman, Place 1 Celina

Vote For 1

	TOTAL	VOTE %		Election Day	Early Voting	Ballot By Mail	Provision al Ballots
Philip Ferguson	83	61.94%	<div><div></div></div>	18	61	4	0
Eric Becker	51	38.06%	<div><div></div></div>	21	28	2	0
Total Votes Cast	134	100.00%	<div><div></div></div>	39	89	6	0
Overvotes	0			0	0	0	0
Undervotes	32			11	16	5	0
Contest Totals	166			50	105	11	0

Celina, City of - Councilman, Place 6 Celina

Vote For 1

	TOTAL	VOTE %		Election Day	Early Voting	Ballot By Mail	Provision al Ballots
Tony Griggs	86	66.15%	<div><div></div></div>	25	58	3	0
Chad Anderson	44	33.85%	<div><div></div></div>	13	28	3	0
Total Votes Cast	130	100.00%	<div><div></div></div>	38	86	6	0
Overvotes	0			0	0	0	0
Undervotes	36			12	19	5	0
Contest Totals	166			50	105	11	0

Summary Results Report
General and Special Election
May 7, 2022

FINAL RESULTS
SOVC
COLLIN COUNTY

013

Celina, City of - Proposition A

Vote For 1

	TOTAL	VOTE %		Election Day	Early Voting	Ballot By Mail	Provision al Ballots
For	140	96.55%	<div><div></div></div>	39	92	9	0
Against	5	3.45%	<div><div></div></div>	3	2	0	0
Total Votes Cast	145	100.00%	<div><div></div></div>	42	94	9	0
Overvotes	0			0	0	0	0
Undervotes	21			8	11	2	0
Contest Totals	166			50	105	11	0

Celina, City of - Proposition B

Vote For 1

	TOTAL	VOTE %		Election Day	Early Voting	Ballot By Mail	Provision al Ballots
For	132	91.67%	<div><div></div></div>	36	87	9	0
Against	12	8.33%	<div><div></div></div>	6	6	0	0
Total Votes Cast	144	100.00%	<div><div></div></div>	42	93	9	0
Overvotes	0			0	0	0	0
Undervotes	22			8	12	2	0
Contest Totals	166			50	105	11	0

Celina, City of - Proposition C

Vote For 1

	TOTAL	VOTE %		Election Day	Early Voting	Ballot By Mail	Provision al Ballots
For	105	73.94%	<div><div></div></div>	26	73	6	0
Against	37	26.06%	<div><div></div></div>	17	17	3	0
Total Votes Cast	142	100.00%	<div><div></div></div>	43	90	9	0
Overvotes	0			0	0	0	0
Undervotes	24			7	15	2	0
Contest Totals	166			50	105	11	0

Celina, City of - Proposition D

Vote For 1

	TOTAL	VOTE %		Election Day	Early Voting	Ballot By Mail	Provision al Ballots
For	134	88.16%	<div><div></div></div>	46	79	9	0
Against	18	11.84%	<div><div></div></div>	1	17	0	0
Total Votes Cast	152	100.00%	<div><div></div></div>	47	96	9	0
Overvotes	0			0	0	0	0
Undervotes	14			3	9	2	0
Contest Totals	166			50	105	11	0

Summary Results Report
General and Special Election
May 7, 2022

FINAL RESULTS
SOVC
COLLIN COUNTY

013

Celina, City of - Proposition E

Vote For 1

	TOTAL	VOTE %		Election Day	Early Voting	Ballot By Mail	Provision al Ballots
For	54	36.24%	<div><div></div></div>	17	35	2	0
Against	95	63.76%	<div><div></div></div>	28	60	7	0
Total Votes Cast	149	100.00%	<div><div></div></div>	45	95	9	0
Overvotes	0			0	0	0	0
Undervotes	17			5	10	2	0
Contest Totals	166			50	105	11	0

Celina ISD - Trustee, Place 1 Celina

Vote For 1

	TOTAL	VOTE %		Election Day	Early Voting	Ballot By Mail	Provision al Ballots
Chuck Hansen	9	56.25%	<div><div></div></div>	3	6	0	0
Vicky Hogue	7	43.75%	<div><div></div></div>	0	6	1	0
Total Votes Cast	16	100.00%	<div><div></div></div>	3	12	1	0
Overvotes	0			0	0	0	0
Undervotes	7			2	2	3	0
Contest Totals	23			5	14	4	0

Celina ISD - Trustee, Place 2 Celina

Vote For 1

	TOTAL	VOTE %		Election Day	Early Voting	Ballot By Mail	Provision al Ballots
Choc Christopher	10	62.50%	<div><div></div></div>	3	7	0	0
Dan Williams	6	37.50%	<div><div></div></div>	0	5	1	0
Total Votes Cast	16	100.00%	<div><div></div></div>	3	12	1	0
Overvotes	0			0	0	0	0
Undervotes	7			2	2	3	0
Contest Totals	23			5	14	4	0

Prosper ISD - Trustee, Place 1 Prosper

Vote For 1

	TOTAL	VOTE %		Election Day	Early Voting	Ballot By Mail	Provision al Ballots
Jorden Dial	59	40.69%	<div><div></div></div>	21	37	1	0
Kristin Meier	26	17.93%	<div><div></div></div>	5	16	5	0
Kerry Antwine	60	41.38%	<div><div></div></div>	21	39	0	0
Total Votes Cast	145	100.00%	<div><div></div></div>	47	92	6	0
Overvotes	0			0	0	0	0
Undervotes	21			3	13	5	0
Contest Totals	166			50	105	11	0

013

Prosper ISD - Trustee, Place 3 Prosper

Vote For 1

	TOTAL	VOTE %		Election Day	Early Voting	Ballot By Mail	Provision al Ballots
Kelly P. Cavender	74	52.11%	<div><div></div></div>	25	46	3	0
Nataly Huddleston	40	28.17%	<div><div></div></div>	15	22	3	0
Lanford Rodgers	28	19.72%	<div><div></div></div>	7	21	0	0
Total Votes Cast	142	100.00%	<div><div></div></div>	47	89	6	0
Overvotes	0			0	0	0	0
Undervotes	24			3	16	5	0
Contest Totals	166			50	105	11	0

Prosper ISD - Trustee, Place 6 Prosper

Vote For 1

	TOTAL	VOTE %		Election Day	Early Voting	Ballot By Mail	Provision al Ballots
Lane Chamblee	58	39.46%	<div><div></div></div>	17	39	2	0
Garrett Linker	89	60.54%	<div><div></div></div>	29	56	4	0
Total Votes Cast	147	100.00%	<div><div></div></div>	46	95	6	0
Overvotes	0			0	0	0	0
Undervotes	19			4	10	5	0
Contest Totals	166			50	105	11	0

014

Proposed Constitutional Amendments - Proposition 1

Vote For 1

	TOTAL	VOTE %		Election Day	Early Voting	Ballot By Mail	Provision al Ballots
For	135	87.10%	<div><div></div></div>	39	74	22	0
Against	20	12.90%	<div><div></div></div>	6	10	4	0
Total Votes Cast	155	100.00%	<div><div></div></div>	45	84	26	0
Overvotes	0			0	0	0	0
Undervotes	7			3	2	2	0
Contest Totals	162			48	86	28	0

Proposed Constitutional Amendments - Proposition 2

Vote For 1

	TOTAL	VOTE %		Election Day	Early Voting	Ballot By Mail	Provision al Ballots
For	142	89.87%	<div><div></div></div>	43	73	26	0
Against	16	10.13%	<div><div></div></div>	4	10	2	0
Total Votes Cast	158	100.00%	<div><div></div></div>	47	83	28	0
Overvotes	0			0	0	0	0
Undervotes	4			1	3	0	0
Contest Totals	162			48	86	28	0

Frisco ISD - Trustee, Place 1 Frisco

Vote For 1

	TOTAL	VOTE %		Election Day	Early Voting	Ballot By Mail	Provision al Ballots
Angela Dunford	73	51.41%	<div><div></div></div>	15	46	12	0
Gopal Ponangi	69	48.59%	<div><div></div></div>	28	30	11	0
Total Votes Cast	142	100.00%	<div><div></div></div>	43	76	23	0
Overvotes	0			0	0	0	0
Undervotes	20			5	10	5	0
Contest Totals	162			48	86	28	0

Frisco ISD - Trustee, Place 2 Frisco

Vote For 1

	TOTAL	VOTE %		Election Day	Early Voting	Ballot By Mail	Provision al Ballots
Marvin B. Lowe	68	47.22%	<div><div></div></div>	14	48	6	0
Natalie Hebert	39	27.08%	<div><div></div></div>	11	18	10	0
Kelly Karthik	37	25.69%	<div><div></div></div>	17	13	7	0
Total Votes Cast	144	100.00%	<div><div></div></div>	42	79	23	0
Overvotes	0			0	0	0	0
Undervotes	18			6	7	5	0
Contest Totals	162			48	86	28	0

Summary Results Report
General and Special Election
May 7, 2022

FINAL RESULTS
SOVC
COLLIN COUNTY

014

Frisco ISD - Trustee, Place 3 Frisco

Vote For 1

	TOTAL	VOTE %		Election Day	Early Voting	Ballot By Mail	Provision al Ballots
Dustin Paschal	37	26.24%	<div><div></div></div>	15	19	3	0
Timothy Soto	11	7.80%	<div><div></div></div>	5	4	2	0
Stephanie Elad	93	65.96%	<div><div></div></div>	22	54	17	0
Total Votes Cast	141	100.00%	<div><div></div></div>	42	77	22	0
Overvotes	0			0	0	0	0
Undervotes	21			6	9	6	0
Contest Totals	162			48	86	28	0

015

Proposed Constitutional Amendments - Proposition 1

Vote For 1

	TOTAL	VOTE %		Election Day	Early Voting	Ballot By Mail	Provision al Ballots
For	67	91.78%	<div><div></div></div>	12	32	23	0
Against	6	8.22%	<div><div></div></div>	4	1	1	0
Total Votes Cast	73	100.00%	<div><div></div></div>	16	33	24	0
Overvotes	0			0	0	0	0
Undervotes	0			0	0	0	0
Contest Totals	73			16	33	24	0

Proposed Constitutional Amendments - Proposition 2

Vote For 1

	TOTAL	VOTE %		Election Day	Early Voting	Ballot By Mail	Provision al Ballots
For	66	90.41%	<div><div></div></div>	14	31	21	0
Against	7	9.59%	<div><div></div></div>	2	2	3	0
Total Votes Cast	73	100.00%	<div><div></div></div>	16	33	24	0
Overvotes	0			0	0	0	0
Undervotes	0			0	0	0	0
Contest Totals	73			16	33	24	0

016

Proposed Constitutional Amendments - Proposition 1

Vote For 1

	TOTAL	VOTE %		Election Day	Early Voting	Ballot By Mail	Provision al Ballots
For	517	92.65%	<div><div></div></div>	193	304	20	0
Against	41	7.35%	<div><div></div></div>	16	22	3	0
Total Votes Cast	558	100.00%	<div><div></div></div>	209	326	23	0
Overvotes	0			0	0	0	0
Undervotes	35			10	24	1	0
Contest Totals	593			219	350	24	0

Proposed Constitutional Amendments - Proposition 2

Vote For 1

	TOTAL	VOTE %		Election Day	Early Voting	Ballot By Mail	Provision al Ballots
For	523	92.24%	<div><div></div></div>	196	307	20	0
Against	44	7.76%	<div><div></div></div>	16	24	4	0
Total Votes Cast	567	100.00%	<div><div></div></div>	212	331	24	0
Overvotes	0			0	0	0	0
Undervotes	26			7	19	0	0
Contest Totals	593			219	350	24	0

City of Melissa - Mayor Melissa

Vote For 1

	TOTAL	VOTE %		Election Day	Early Voting	Ballot By Mail	Provision al Ballots
Jay Northcut	283	65.81%	<div><div></div></div>	100	175	8	0
Shannon Sweat	147	34.19%	<div><div></div></div>	52	90	5	0
Total Votes Cast	430	100.00%	<div><div></div></div>	152	265	13	0
Overvotes	0			0	0	0	0
Undervotes	3			1	2	0	0
Contest Totals	433			153	267	13	0

City of Melissa - City Council, Place 2 Melissa

Vote For 1

	TOTAL	VOTE %		Election Day	Early Voting	Ballot By Mail	Provision al Ballots
Chad Taylor	329	100.00%	<div><div></div></div>	124	196	9	0
Total Votes Cast	329	100.00%	<div><div></div></div>	124	196	9	0
Overvotes	0			0	0	0	0
Undervotes	104			29	71	4	0
Contest Totals	433			153	267	13	0

016

City of Melissa - City Council, Place 4 Melissa

Vote For 1

	TOTAL	VOTE %		Election Day	Early Voting	Ballot By Mail	Provision al Ballots
Joseph Armstrong	319	100.00%	<div><div></div></div>	124	186	9	0
Total Votes Cast	319	100.00%	<div><div></div></div>	124	186	9	0
Overvotes	0			0	0	0	0
Undervotes	114			29	81	4	0
Contest Totals	433			153	267	13	0

City of Melissa - City Council, Place 6 Melissa

Vote For 1

	TOTAL	VOTE %		Election Day	Early Voting	Ballot By Mail	Provision al Ballots
Sean Lehr	201	59.64%	<div><div></div></div>	66	132	3	0
Dwayne M. McNeil	136	40.36%	<div><div></div></div>	56	74	6	0
Total Votes Cast	337	100.00%	<div><div></div></div>	122	206	9	0
Overvotes	0			0	0	0	0
Undervotes	96			31	61	4	0
Contest Totals	433			153	267	13	0

McKinney MUD 1, Precinct 4 - Director MCKINNEY 4

Vote For 1

	TOTAL	VOTE %		Election Day	Early Voting	Ballot By Mail	Provision al Ballots
Kevin Lowry	56	63.64%	<div><div></div></div>	19	35	2	0
Linda M. Backlund	32	36.36%	<div><div></div></div>	12	19	1	0
Total Votes Cast	88	100.00%	<div><div></div></div>	31	54	3	0
Overvotes	0			0	0	0	0
Undervotes	2			0	1	1	0
Contest Totals	90			31	55	4	0

North Collin Special Utility District - Director NORTH COLLIN SPECIAL UTILITY DISTRICT

Vote For 2

	TOTAL	VOTE %		Election Day	Early Voting	Ballot By Mail	Provision al Ballots
Debbie Herbst	2	33.33%	<div><div></div></div>	0	1	1	0
Scott Morrissey	3	50.00%	<div><div></div></div>	0	3	0	0
Ellen Hartley	1	16.67%	<div><div></div></div>	0	0	1	0
Total Votes Cast	6	100.00%	<div><div></div></div>	0	4	2	0
Overvotes	0			0	0	0	0
Undervotes	4			0	2	2	0
Contest Totals	10			0	6	4	0

017

Proposed Constitutional Amendments - Proposition 1

Vote For 1

	TOTAL	VOTE %		Election Day	Early Voting	Ballot By Mail	Provision al Ballots
For	150	87.72%	<div><div></div></div>	43	78	29	0
Against	21	12.28%	<div><div></div></div>	8	8	5	0
Total Votes Cast	171	100.00%	<div><div></div></div>	51	86	34	0
Overvotes	0			0	0	0	0
Undervotes	4			2	1	1	0
Contest Totals	175			53	87	35	0

Proposed Constitutional Amendments - Proposition 2

Vote For 1

	TOTAL	VOTE %		Election Day	Early Voting	Ballot By Mail	Provision al Ballots
For	151	87.79%	<div><div></div></div>	44	76	31	0
Against	21	12.21%	<div><div></div></div>	7	10	4	0
Total Votes Cast	172	100.00%	<div><div></div></div>	51	86	35	0
Overvotes	0			0	0	0	0
Undervotes	3			2	1	0	0
Contest Totals	175			53	87	35	0

018

Proposed Constitutional Amendments - Proposition 1

Vote For 1

	TOTAL	VOTE %		Election Day	Early Voting	Ballot By Mail	Provision al Ballots
For	32	94.12%	<div><div></div></div>	6	20	6	0
Against	2	5.88%	<div><div></div></div>	0	2	0	0
Total Votes Cast	34	100.00%	<div><div></div></div>	6	22	6	0
Overvotes	0			0	0	0	0
Undervotes	0			0	0	0	0
Contest Totals	34			6	22	6	0

Proposed Constitutional Amendments - Proposition 2

Vote For 1

	TOTAL	VOTE %		Election Day	Early Voting	Ballot By Mail	Provision al Ballots
For	32	94.12%	<div><div></div></div>	6	21	5	0
Against	2	5.88%	<div><div></div></div>	0	1	1	0
Total Votes Cast	34	100.00%	<div><div></div></div>	6	22	6	0
Overvotes	0			0	0	0	0
Undervotes	0			0	0	0	0
Contest Totals	34			6	22	6	0

North Collin Special Utility District - Director NORTH COLLIN SPECIAL UTILITY DISTRICT

Vote For 2

	TOTAL	VOTE %		Election Day	Early Voting	Ballot By Mail	Provision al Ballots
Debbie Herbst	0	0.00%	<div><div></div></div>	0	0	0	0
Scott Morrissey	1	50.00%	<div><div></div></div>	0	0	1	0
Ellen Hartley	1	50.00%	<div><div></div></div>	0	0	1	0
Total Votes Cast	2	100.00%	<div><div></div></div>	0	0	2	0
Overvotes	0			0	0	0	0
Undervotes	8			0	4	4	0
Contest Totals	10			0	4	6	0

019

Proposed Constitutional Amendments - Proposition 1

Vote For 1

	TOTAL	VOTE %		Election Day	Early Voting	Ballot By Mail	Provision al Ballots
For	102	88.70%	<div><div></div></div>	23	54	25	0
Against	13	11.30%	<div><div></div></div>	2	9	2	0
Total Votes Cast	115	100.00%	<div><div></div></div>	25	63	27	0
Overvotes	0			0	0	0	0
Undervotes	1			0	1	0	0
Contest Totals	116			25	64	27	0

Proposed Constitutional Amendments - Proposition 2

Vote For 1

	TOTAL	VOTE %		Election Day	Early Voting	Ballot By Mail	Provision al Ballots
For	108	93.10%	<div><div></div></div>	24	58	26	0
Against	8	6.90%	<div><div></div></div>	1	6	1	0
Total Votes Cast	116	100.00%	<div><div></div></div>	25	64	27	0
Overvotes	0			0	0	0	0
Undervotes	0			0	0	0	0
Contest Totals	116			25	64	27	0

020

Proposed Constitutional Amendments - Proposition 1

Vote For 1

	TOTAL	VOTE %		Election Day	Early Voting	Ballot By Mail	Provisional Ballots
For	88	86.27%	<div><div></div></div>	29	54	5	0
Against	14	13.73%	<div><div></div></div>	3	11	0	0
Total Votes Cast	102	100.00%	<div><div></div></div>	32	65	5	0
Overvotes	0			0	0	0	0
Undervotes	4			0	4	0	0
Contest Totals	106			32	69	5	0

Proposed Constitutional Amendments - Proposition 2

Vote For 1

	TOTAL	VOTE %		Election Day	Early Voting	Ballot By Mail	Provisional Ballots
For	91	88.35%	<div><div></div></div>	30	56	5	0
Against	12	11.65%	<div><div></div></div>	2	10	0	0
Total Votes Cast	103	100.00%	<div><div></div></div>	32	66	5	0
Overvotes	0			0	0	0	0
Undervotes	3			0	3	0	0
Contest Totals	106			32	69	5	0

Celina ISD - Trustee, Place 1 Celina

Vote For 1

	TOTAL	VOTE %		Election Day	Early Voting	Ballot By Mail	Provisional Ballots
Chuck Hansen	27	72.97%	<div><div></div></div>	11	16	0	0
Vicky Hogue	10	27.03%	<div><div></div></div>	7	3	0	0
Total Votes Cast	37	100.00%	<div><div></div></div>	18	19	0	0
Overvotes	0			0	0	0	0
Undervotes	10			6	4	0	0
Contest Totals	47			24	23	0	0

Celina ISD - Trustee, Place 2 Celina

Vote For 1

	TOTAL	VOTE %		Election Day	Early Voting	Ballot By Mail	Provisional Ballots
Choc Christopher	20	46.51%	<div><div></div></div>	10	10	0	0
Dan Williams	23	53.49%	<div><div></div></div>	12	11	0	0
Total Votes Cast	43	100.00%	<div><div></div></div>	22	21	0	0
Overvotes	0			0	0	0	0
Undervotes	4			2	2	0	0
Contest Totals	47			24	23	0	0

020

North Collin Special Utility District - Director NORTH COLLIN SPECIAL UTILITY DISTRICT

Vote For 2

	TOTAL	VOTE %		Election Day	Early Voting	Ballot By Mail	Provision al Ballots
Debbie Herbst	21	30.00%	<div><div></div></div>	4	13	4	0
Scott Morrissey	29	41.43%	<div><div></div></div>	2	25	2	0
Ellen Hartley	20	28.57%	<div><div></div></div>	2	15	3	0
Total Votes Cast	70	100.00%	<div><div></div></div>	8	53	9	0
Overvotes	0			0	0	0	0
Undervotes	40			8	31	1	0
Contest Totals	110			16	84	10	0

021

Proposed Constitutional Amendments - Proposition 1

Vote For 1

	TOTAL	VOTE %		Election Day	Early Voting	Ballot By Mail	Provision al Ballots
For	244	89.38%	<div><div></div></div>	86	107	51	0
Against	29	10.62%	<div><div></div></div>	7	17	5	0
Total Votes Cast	273	100.00%	<div><div></div></div>	93	124	56	0
Overvotes	0			0	0	0	0
Undervotes	2			1	1	0	0
Contest Totals	275			94	125	56	0

Proposed Constitutional Amendments - Proposition 2

Vote For 1

	TOTAL	VOTE %		Election Day	Early Voting	Ballot By Mail	Provision al Ballots
For	259	94.18%	<div><div></div></div>	90	114	55	0
Against	16	5.82%	<div><div></div></div>	4	11	1	0
Total Votes Cast	275	100.00%	<div><div></div></div>	94	125	56	0
Overvotes	0			0	0	0	0
Undervotes	0			0	0	0	0
Contest Totals	275			94	125	56	0

022

Proposed Constitutional Amendments - Proposition 1

Vote For 1

	TOTAL	VOTE %		Election Day	Early Voting	Ballot By Mail	Provisional Ballots
For	722	88.26%	<div><div></div></div>	176	514	32	0
Against	96	11.74%	<div><div></div></div>	31	63	2	0
Total Votes Cast	818	100.00%	<div><div></div></div>	207	577	34	0
Overvotes	0			0	0	0	0
Undervotes	92			27	64	1	0
Contest Totals	910			234	641	35	0

Proposed Constitutional Amendments - Proposition 2

Vote For 1

	TOTAL	VOTE %		Election Day	Early Voting	Ballot By Mail	Provisional Ballots
For	711	85.35%	<div><div></div></div>	173	505	33	0
Against	122	14.65%	<div><div></div></div>	38	83	1	0
Total Votes Cast	833	100.00%	<div><div></div></div>	211	588	34	0
Overvotes	0			0	0	0	0
Undervotes	77			23	53	1	0
Contest Totals	910			234	641	35	0

Celina, City of - Councilman, Place 1 Celina

Vote For 1

	TOTAL	VOTE %		Election Day	Early Voting	Ballot By Mail	Provisional Ballots
Philip Ferguson	435	57.16%	<div><div></div></div>	110	319	6	0
Eric Becker	326	42.84%	<div><div></div></div>	83	229	14	0
Total Votes Cast	761	100.00%	<div><div></div></div>	193	548	20	0
Overvotes	0			0	0	0	0
Undervotes	33			13	17	3	0
Contest Totals	794			206	565	23	0

Celina, City of - Councilman, Place 6 Celina

Vote For 1

	TOTAL	VOTE %		Election Day	Early Voting	Ballot By Mail	Provisional Ballots
Tony Griggs	447	59.13%	<div><div></div></div>	114	317	16	0
Chad Anderson	309	40.87%	<div><div></div></div>	80	226	3	0
Total Votes Cast	756	100.00%	<div><div></div></div>	194	543	19	0
Overvotes	0			0	0	0	0
Undervotes	38			12	22	4	0
Contest Totals	794			206	565	23	0

Summary Results Report
General and Special Election
May 7, 2022

FINAL RESULTS
SOVC
COLLIN COUNTY

022

Celina, City of - Proposition A

Vote For 1

	TOTAL	VOTE %		Election Day	Early Voting	Ballot By Mail	Provision al Ballots
For	612	87.68%	<div><div></div></div>	139	453	20	0
Against	86	12.32%	<div><div></div></div>	36	49	1	0
Total Votes Cast	698	100.00%	<div><div></div></div>	175	502	21	0
Overvotes	0			0	0	0	0
Undervotes	96			31	63	2	0
Contest Totals	794			206	565	23	0

Celina, City of - Proposition B

Vote For 1

	TOTAL	VOTE %		Election Day	Early Voting	Ballot By Mail	Provision al Ballots
For	643	91.08%	<div><div></div></div>	158	464	21	0
Against	63	8.92%	<div><div></div></div>	20	42	1	0
Total Votes Cast	706	100.00%	<div><div></div></div>	178	506	22	0
Overvotes	0			0	0	0	0
Undervotes	88			28	59	1	0
Contest Totals	794			206	565	23	0

Celina, City of - Proposition C

Vote For 1

	TOTAL	VOTE %		Election Day	Early Voting	Ballot By Mail	Provision al Ballots
For	523	74.61%	<div><div></div></div>	122	387	14	0
Against	178	25.39%	<div><div></div></div>	54	116	8	0
Total Votes Cast	701	100.00%	<div><div></div></div>	176	503	22	0
Overvotes	0			0	0	0	0
Undervotes	93			30	62	1	0
Contest Totals	794			206	565	23	0

Celina, City of - Proposition D

Vote For 1

	TOTAL	VOTE %		Election Day	Early Voting	Ballot By Mail	Provision al Ballots
For	698	93.69%	<div><div></div></div>	178	498	22	0
Against	47	6.31%	<div><div></div></div>	14	33	0	0
Total Votes Cast	745	100.00%	<div><div></div></div>	192	531	22	0
Overvotes	0			0	0	0	0
Undervotes	49			14	34	1	0
Contest Totals	794			206	565	23	0

022

Celina, City of - Proposition E

Vote For 1

	TOTAL	VOTE %		Election Day	Early Voting	Ballot By Mail	Provisional Ballots
For	291	40.19%	<div><div></div></div>	80	208	3	0
Against	433	59.81%	<div><div></div></div>	105	309	19	0
Total Votes Cast	724	100.00%	<div><div></div></div>	185	517	22	0
Overvotes	0			0	0	0	0
Undervotes	70			21	48	1	0
Contest Totals	794			206	565	23	0

Celina ISD - Trustee, Place 1 Celina

Vote For 1

	TOTAL	VOTE %		Election Day	Early Voting	Ballot By Mail	Provisional Ballots
Chuck Hansen	508	63.34%	<div><div></div></div>	126	364	18	0
Vicky Hogue	294	36.66%	<div><div></div></div>	77	205	12	0
Total Votes Cast	802	100.00%	<div><div></div></div>	203	569	30	0
Overvotes	0			0	0	0	0
Undervotes	108			31	72	5	0
Contest Totals	910			234	641	35	0

Celina ISD - Trustee, Place 2 Celina

Vote For 1

	TOTAL	VOTE %		Election Day	Early Voting	Ballot By Mail	Provisional Ballots
Choc Christopher	396	46.42%	<div><div></div></div>	85	297	14	0
Dan Williams	457	53.58%	<div><div></div></div>	133	307	17	0
Total Votes Cast	853	100.00%	<div><div></div></div>	218	604	31	0
Overvotes	0			0	0	0	0
Undervotes	57			16	37	4	0
Contest Totals	910			234	641	35	0

023

Proposed Constitutional Amendments - Proposition 1

Vote For 1

	TOTAL	VOTE %		Election Day	Early Voting	Ballot By Mail	Provision al Ballots
For	39	92.86%	<div><div></div></div>	19	13	7	0
Against	3	7.14%	<div><div></div></div>	3	0	0	0
Total Votes Cast	42	100.00%	<div><div></div></div>	22	13	7	0
Overvotes	0			0	0	0	0
Undervotes	0			0	0	0	0
Contest Totals	42			22	13	7	0

Proposed Constitutional Amendments - Proposition 2

Vote For 1

	TOTAL	VOTE %		Election Day	Early Voting	Ballot By Mail	Provision al Ballots
For	34	80.95%	<div><div></div></div>	17	12	5	0
Against	8	19.05%	<div><div></div></div>	5	1	2	0
Total Votes Cast	42	100.00%	<div><div></div></div>	22	13	7	0
Overvotes	0			0	0	0	0
Undervotes	0			0	0	0	0
Contest Totals	42			22	13	7	0

024

Proposed Constitutional Amendments - Proposition 1

Vote For 1

	TOTAL	VOTE %		Election Day	Early Voting	Ballot By Mail	Provision al Ballots
For	52	89.66%	<div><div></div></div>	21	23	8	0
Against	6	10.34%	<div><div></div></div>	1	3	2	0
Total Votes Cast	58	100.00%	<div><div></div></div>	22	26	10	0
Overvotes	0			0	0	0	0
Undervotes	1			0	1	0	0
Contest Totals	59			22	27	10	0

Proposed Constitutional Amendments - Proposition 2

Vote For 1

	TOTAL	VOTE %		Election Day	Early Voting	Ballot By Mail	Provision al Ballots
For	56	94.92%	<div><div></div></div>	22	25	9	0
Against	3	5.08%	<div><div></div></div>	0	2	1	0
Total Votes Cast	59	100.00%	<div><div></div></div>	22	27	10	0
Overvotes	0			0	0	0	0
Undervotes	0			0	0	0	0
Contest Totals	59			22	27	10	0

025

Proposed Constitutional Amendments - Proposition 1

Vote For 1

	TOTAL	VOTE %		Election Day	Early Voting	Ballot By Mail	Provision al Ballots
For	200	86.58%	<div><div></div></div>	72	117	11	0
Against	31	13.42%	<div><div></div></div>	18	12	1	0
Total Votes Cast	231	100.00%	<div><div></div></div>	90	129	12	0
Overvotes	0			0	0	0	0
Undervotes	7			2	4	1	0
Contest Totals	238			92	133	13	0

Proposed Constitutional Amendments - Proposition 2

Vote For 1

	TOTAL	VOTE %		Election Day	Early Voting	Ballot By Mail	Provision al Ballots
For	209	90.09%	<div><div></div></div>	79	118	12	0
Against	23	9.91%	<div><div></div></div>	12	11	0	0
Total Votes Cast	232	100.00%	<div><div></div></div>	91	129	12	0
Overvotes	0			0	0	0	0
Undervotes	6			1	4	1	0
Contest Totals	238			92	133	13	0

City of Murphy - Councilman, Place 1 Murphy

Vote For 1

	TOTAL	VOTE %		Election Day	Early Voting	Ballot By Mail	Provision al Ballots
Karan Chetal	49	23.33%	<div><div></div></div>	14	28	7	0
Elizabeth Abraham	161	76.67%	<div><div></div></div>	71	86	4	0
Total Votes Cast	210	100.00%	<div><div></div></div>	85	114	11	0
Overvotes	0			0	0	0	0
Undervotes	28			7	19	2	0
Contest Totals	238			92	133	13	0

City of Murphy - Councilman, Place 2 Murphy

Vote For 1

	TOTAL	VOTE %		Election Day	Early Voting	Ballot By Mail	Provision al Ballots
Jennifer Berthiaume	152	100.00%	<div><div></div></div>	59	83	10	0
Total Votes Cast	152	100.00%	<div><div></div></div>	59	83	10	0
Overvotes	0			0	0	0	0
Undervotes	86			33	50	3	0
Contest Totals	238			92	133	13	0

025

City of Murphy - Councilman, Place 4 Murphy

Vote For 1

	TOTAL	VOTE %		Election Day	Early Voting	Ballot By Mail	Provision al Ballots
Ken Oltmann	154	100.00%	<div><div></div></div>	59	85	10	0
Total Votes Cast	154	100.00%	<div><div></div></div>	59	85	10	0
Overvotes	0			0	0	0	0
Undervotes	84			33	48	3	0
Contest Totals	238			92	133	13	0

City of Murphy - Councilman, Place 6 Murphy

Vote For 1

	TOTAL	VOTE %		Election Day	Early Voting	Ballot By Mail	Provision al Ballots
Michael Padilla	78	36.79%	<div><div></div></div>	25	46	7	0
Jené Butler	134	63.21%	<div><div></div></div>	58	72	4	0
Total Votes Cast	212	100.00%	<div><div></div></div>	83	118	11	0
Overvotes	0			0	0	0	0
Undervotes	26			9	15	2	0
Contest Totals	238			92	133	13	0

026

Proposed Constitutional Amendments - Proposition 1

Vote For 1

	TOTAL	VOTE %		Election Day	Early Voting	Ballot By Mail	Provision al Ballots
For	45	88.24%	<div><div></div></div>	9	23	13	0
Against	6	11.76%	<div><div></div></div>	0	4	2	0
Total Votes Cast	51	100.00%	<div><div></div></div>	9	27	15	0
Overvotes	0			0	0	0	0
Undervotes	0			0	0	0	0
Contest Totals	51			9	27	15	0

Proposed Constitutional Amendments - Proposition 2

Vote For 1

	TOTAL	VOTE %		Election Day	Early Voting	Ballot By Mail	Provision al Ballots
For	44	86.27%	<div><div></div></div>	9	21	14	0
Against	7	13.73%	<div><div></div></div>	0	6	1	0
Total Votes Cast	51	100.00%	<div><div></div></div>	9	27	15	0
Overvotes	0			0	0	0	0
Undervotes	0			0	0	0	0
Contest Totals	51			9	27	15	0

027

Proposed Constitutional Amendments - Proposition 1

Vote For 1

	TOTAL	VOTE %		Election Day	Early Voting	Ballot By Mail	Provision al Ballots
For	103	87.29%	<div><div></div></div>	35	57	11	0
Against	15	12.71%	<div><div></div></div>	6	3	6	0
Total Votes Cast	118	100.00%	<div><div></div></div>	41	60	17	0
Overvotes	0			0	0	0	0
Undervotes	0			0	0	0	0
Contest Totals	118			41	60	17	0

Proposed Constitutional Amendments - Proposition 2

Vote For 1

	TOTAL	VOTE %		Election Day	Early Voting	Ballot By Mail	Provision al Ballots
For	110	93.22%	<div><div></div></div>	38	57	15	0
Against	8	6.78%	<div><div></div></div>	3	3	2	0
Total Votes Cast	118	100.00%	<div><div></div></div>	41	60	17	0
Overvotes	0			0	0	0	0
Undervotes	0			0	0	0	0
Contest Totals	118			41	60	17	0

028

Proposed Constitutional Amendments - Proposition 1

Vote For 1

	TOTAL	VOTE %		Election Day	Early Voting	Ballot By Mail	Provision al Ballots
For	171	90.96%	<div><div></div></div>	56	85	29	1
Against	17	9.04%	<div><div></div></div>	8	5	4	0
Total Votes Cast	188	100.00%	<div><div></div></div>	64	90	33	1
Overvotes	0			0	0	0	0
Undervotes	3			0	2	1	0
Contest Totals	191			64	92	34	1

Proposed Constitutional Amendments - Proposition 2

Vote For 1

	TOTAL	VOTE %		Election Day	Early Voting	Ballot By Mail	Provision al Ballots
For	180	94.24%	<div><div></div></div>	60	87	32	1
Against	11	5.76%	<div><div></div></div>	4	5	2	0
Total Votes Cast	191	100.00%	<div><div></div></div>	64	92	34	1
Overvotes	0			0	0	0	0
Undervotes	0			0	0	0	0
Contest Totals	191			64	92	34	1

029

Proposed Constitutional Amendments - Proposition 1

Vote For 1

	TOTAL	VOTE %		Election Day	Early Voting	Ballot By Mail	Provision al Ballots
For	291	81.74%	<div><div></div></div>	81	204	6	0
Against	65	18.26%	<div><div></div></div>	20	43	2	0
Total Votes Cast	356	100.00%	<div><div></div></div>	101	247	8	0
Overvotes	0			0	0	0	0
Undervotes	47			12	35	0	0
Contest Totals	403			113	282	8	0

Proposed Constitutional Amendments - Proposition 2

Vote For 1

	TOTAL	VOTE %		Election Day	Early Voting	Ballot By Mail	Provision al Ballots
For	309	83.29%	<div><div></div></div>	93	208	8	0
Against	62	16.71%	<div><div></div></div>	12	50	0	0
Total Votes Cast	371	100.00%	<div><div></div></div>	105	258	8	0
Overvotes	0			0	0	0	0
Undervotes	32			8	24	0	0
Contest Totals	403			113	282	8	0

Celina, City of - Councilman, Place 1 Celina

Vote For 1

	TOTAL	VOTE %		Election Day	Early Voting	Ballot By Mail	Provision al Ballots
Philip Ferguson	61	58.10%	<div><div></div></div>	14	43	4	0
Eric Becker	44	41.90%	<div><div></div></div>	15	29	0	0
Total Votes Cast	105	100.00%	<div><div></div></div>	29	72	4	0
Overvotes	0			0	0	0	0
Undervotes	25			5	18	2	0
Contest Totals	130			34	90	6	0

Celina, City of - Councilman, Place 6 Celina

Vote For 1

	TOTAL	VOTE %		Election Day	Early Voting	Ballot By Mail	Provision al Ballots
Tony Griggs	66	61.11%	<div><div></div></div>	14	50	2	0
Chad Anderson	42	38.89%	<div><div></div></div>	16	24	2	0
Total Votes Cast	108	100.00%	<div><div></div></div>	30	74	4	0
Overvotes	0			0	0	0	0
Undervotes	22			4	16	2	0
Contest Totals	130			34	90	6	0

Summary Results Report
General and Special Election
May 7, 2022

FINAL RESULTS
SOVC
COLLIN COUNTY

029

Celina, City of - Proposition A

Vote For 1

	TOTAL	VOTE %		Election Day	Early Voting	Ballot By Mail	Provision al Ballots
For	106	93.81%	<div><div></div></div>	25	75	6	0
Against	7	6.19%	<div><div></div></div>	5	2	0	0
Total Votes Cast	113	100.00%	<div><div></div></div>	30	77	6	0
Overvotes	0			0	0	0	0
Undervotes	17			4	13	0	0
Contest Totals	130			34	90	6	0

Celina, City of - Proposition B

Vote For 1

	TOTAL	VOTE %		Election Day	Early Voting	Ballot By Mail	Provision al Ballots
For	104	92.86%	<div><div></div></div>	25	73	6	0
Against	8	7.14%	<div><div></div></div>	3	5	0	0
Total Votes Cast	112	100.00%	<div><div></div></div>	28	78	6	0
Overvotes	0			0	0	0	0
Undervotes	18			6	12	0	0
Contest Totals	130			34	90	6	0

Celina, City of - Proposition C

Vote For 1

	TOTAL	VOTE %		Election Day	Early Voting	Ballot By Mail	Provision al Ballots
For	85	76.58%	<div><div></div></div>	21	58	6	0
Against	26	23.42%	<div><div></div></div>	5	21	0	0
Total Votes Cast	111	100.00%	<div><div></div></div>	26	79	6	0
Overvotes	0			0	0	0	0
Undervotes	19			8	11	0	0
Contest Totals	130			34	90	6	0

Celina, City of - Proposition D

Vote For 1

	TOTAL	VOTE %		Election Day	Early Voting	Ballot By Mail	Provision al Ballots
For	117	95.12%	<div><div></div></div>	29	82	6	0
Against	6	4.88%	<div><div></div></div>	2	4	0	0
Total Votes Cast	123	100.00%	<div><div></div></div>	31	86	6	0
Overvotes	0			0	0	0	0
Undervotes	7			3	4	0	0
Contest Totals	130			34	90	6	0

Summary Results Report
General and Special Election
May 7, 2022

FINAL RESULTS
SOVC
COLLIN COUNTY

029

Celina, City of - Proposition E

Vote For 1

	TOTAL	VOTE %		Election Day	Early Voting	Ballot By Mail	Provision al Ballots
For	38	31.67%	<div><div></div></div>	12	26	0	0
Against	82	68.33%	<div><div></div></div>	18	58	6	0
Total Votes Cast	120	100.00%	<div><div></div></div>	30	84	6	0
Overvotes	0			0	0	0	0
Undervotes	10			4	6	0	0
Contest Totals	130			34	90	6	0

Town of Prosper - Mayor Prosper

Vote For 1

	TOTAL	VOTE %		Election Day	Early Voting	Ballot By Mail	Provision al Ballots
David F. Bristol	0			0	0	0	0
Total Votes Cast	0			0	0	0	0
Overvotes	0			0	0	0	0
Undervotes	0			0	0	0	0
Contest Totals	0			0	0	0	0

Town of Prosper - Councilmember , Place 1 Prosper

Vote For 1

	TOTAL	VOTE %		Election Day	Early Voting	Ballot By Mail	Provision al Ballots
Thom Vars	0			0	0	0	0
Marcus E. Ray	0			0	0	0	0
Total Votes Cast	0			0	0	0	0
Overvotes	0			0	0	0	0
Undervotes	0			0	0	0	0
Contest Totals	0			0	0	0	0

Town of Prosper - Town Council, Place 4 Prosper

Vote For 1

	TOTAL	VOTE %		Election Day	Early Voting	Ballot By Mail	Provision al Ballots
Chris M. Kern	0			0	0	0	0
Total Votes Cast	0			0	0	0	0
Overvotes	0			0	0	0	0
Undervotes	0			0	0	0	0
Contest Totals	0			0	0	0	0

Summary Results Report
General and Special Election
May 7, 2022

FINAL RESULTS
SOVC
COLLIN COUNTY

029

Celina ISD - Trustee, Place 1 Celina

Vote For 1

	TOTAL	VOTE %		Election Day	Early Voting	Ballot By Mail	Provision al Ballots
Chuck Hansen	6	42.86%	<div><div></div></div>	1	5	0	0
Vicky Hogue	8	57.14%	<div><div></div></div>	4	4	0	0
Total Votes Cast	14	100.00%	<div><div></div></div>	5	9	0	0
Overvotes	0			0	0	0	0
Undervotes	6			2	4	0	0
Contest Totals	20			7	13	0	0

Celina ISD - Trustee, Place 2 Celina

Vote For 1

	TOTAL	VOTE %		Election Day	Early Voting	Ballot By Mail	Provision al Ballots
Choc Christopher	7	46.67%	<div><div></div></div>	3	4	0	0
Dan Williams	8	53.33%	<div><div></div></div>	2	6	0	0
Total Votes Cast	15	100.00%	<div><div></div></div>	5	10	0	0
Overvotes	0			0	0	0	0
Undervotes	5			2	3	0	0
Contest Totals	20			7	13	0	0

Prosper ISD - Trustee, Place 1 Prosper

Vote For 1

	TOTAL	VOTE %		Election Day	Early Voting	Ballot By Mail	Provision al Ballots
Jorden Dial	155	44.54%	<div><div></div></div>	39	114	2	0
Kristin Meier	74	21.26%	<div><div></div></div>	27	45	2	0
Kerry Antwine	119	34.20%	<div><div></div></div>	28	89	2	0
Total Votes Cast	348	100.00%	<div><div></div></div>	94	248	6	0
Overvotes	0			0	0	0	0
Undervotes	35			12	21	2	0
Contest Totals	383			106	269	8	0

Prosper ISD - Trustee, Place 3 Prosper

Vote For 1

	TOTAL	VOTE %		Election Day	Early Voting	Ballot By Mail	Provision al Ballots
Kelly P. Cavender	153	43.10%	<div><div></div></div>	43	109	1	0
Nataly Huddleston	27	7.61%	<div><div></div></div>	10	17	0	0
Lanford Rodgers	175	49.30%	<div><div></div></div>	45	125	5	0
Total Votes Cast	355	100.00%	<div><div></div></div>	98	251	6	0
Overvotes	0			0	0	0	0
Undervotes	28			8	18	2	0
Contest Totals	383			106	269	8	0

029

Prosper ISD - Trustee, Place 6 Prosper

Vote For 1

	TOTAL	VOTE %		Election Day	Early Voting	Ballot By Mail	Provision al Ballots
Lane Chamblee	153	42.38%	<div><div></div><div></div></div>	43	109	1	0
Garrett Linker	208	57.62%	<div><div></div><div></div></div>	55	148	5	0
Total Votes Cast	361	100.00%	<div><div></div><div></div></div>	98	257	6	0
Overvotes	0			0	0	0	0
Undervotes	22			8	12	2	0
Contest Totals	383			106	269	8	0

030

Proposed Constitutional Amendments - Proposition 1

Vote For 1

	TOTAL	VOTE %		Election Day	Early Voting	Ballot By Mail	Provisional Ballots
For	378	86.70%	<div><div></div></div>	140	225	13	0
Against	58	13.30%	<div><div></div></div>	18	36	4	0
Total Votes Cast	436	100.00%	<div><div></div></div>	158	261	17	0
Overvotes	0			0	0	0	0
Undervotes	31			10	19	2	0
Contest Totals	467			168	280	19	0

Proposed Constitutional Amendments - Proposition 2

Vote For 1

	TOTAL	VOTE %		Election Day	Early Voting	Ballot By Mail	Provisional Ballots
For	388	87.00%	<div><div></div></div>	147	230	11	0
Against	58	13.00%	<div><div></div></div>	13	39	6	0
Total Votes Cast	446	100.00%	<div><div></div></div>	160	269	17	0
Overvotes	0			0	0	0	0
Undervotes	21			8	11	2	0
Contest Totals	467			168	280	19	0

Frisco ISD - Trustee, Place 1 Frisco

Vote For 1

	TOTAL	VOTE %		Election Day	Early Voting	Ballot By Mail	Provisional Ballots
Angela Dunford	225	50.11%	<div><div></div></div>	78	136	11	0
Gopal Ponangi	224	49.89%	<div><div></div></div>	84	132	8	0
Total Votes Cast	449	100.00%	<div><div></div></div>	162	268	19	0
Overvotes	0			0	0	0	0
Undervotes	18			6	12	0	0
Contest Totals	467			168	280	19	0

Frisco ISD - Trustee, Place 2 Frisco

Vote For 1

	TOTAL	VOTE %		Election Day	Early Voting	Ballot By Mail	Provisional Ballots
Marvin B. Lowe	197	43.20%	<div><div></div></div>	79	113	5	0
Natalie Hebert	212	46.49%	<div><div></div></div>	66	135	11	0
Kelly Karthik	47	10.31%	<div><div></div></div>	19	26	2	0
Total Votes Cast	456	100.00%	<div><div></div></div>	164	274	18	0
Overvotes	0			0	0	0	0
Undervotes	11			4	6	1	0
Contest Totals	467			168	280	19	0

Summary Results Report
General and Special Election
May 7, 2022

FINAL RESULTS
SOVC
COLLIN COUNTY

030

Frisco ISD - Trustee, Place 3 Frisco

Vote For 1

	TOTAL	VOTE %		Election Day	Early Voting	Ballot By Mail	Provision al Ballots
Dustin Paschal	214	47.03%	<div><div></div></div>	73	132	9	0
Timothy Soto	22	4.84%	<div><div></div></div>	12	9	1	0
Stephanie Elad	219	48.13%	<div><div></div></div>	78	134	7	0
Total Votes Cast	455	100.00%	<div><div></div></div>	163	275	17	0
Overvotes	0			0	0	0	0
Undervotes	12			5	5	2	0
Contest Totals	467			168	280	19	0

031

Proposed Constitutional Amendments - Proposition 1

Vote For 1

	TOTAL	VOTE %		Election Day	Early Voting	Ballot By Mail	Provision al Ballots
For	159	87.36%	<div><div></div></div>	42	81	36	0
Against	23	12.64%	<div><div></div></div>	2	16	5	0
Total Votes Cast	182	100.00%	<div><div></div></div>	44	97	41	0
Overvotes	0			0	0	0	0
Undervotes	1			0	1	0	0
Contest Totals	183			44	98	41	0

Proposed Constitutional Amendments - Proposition 2

Vote For 1

	TOTAL	VOTE %		Election Day	Early Voting	Ballot By Mail	Provision al Ballots
For	172	94.51%	<div><div></div></div>	41	91	40	0
Against	10	5.49%	<div><div></div></div>	2	7	1	0
Total Votes Cast	182	100.00%	<div><div></div></div>	43	98	41	0
Overvotes	0			0	0	0	0
Undervotes	1			1	0	0	0
Contest Totals	183			44	98	41	0

032

Proposed Constitutional Amendments - Proposition 1

Vote For 1

	TOTAL	VOTE %		Election Day	Early Voting	Ballot By Mail	Provision al Ballots
For	159	92.44%	<div><div></div></div>	54	66	39	0
Against	13	7.56%	<div><div></div></div>	6	5	2	0
Total Votes Cast	172	100.00%	<div><div></div></div>	60	71	41	0
Overvotes	0			0	0	0	0
Undervotes	0			0	0	0	0
Contest Totals	172			60	71	41	0

Proposed Constitutional Amendments - Proposition 2

Vote For 1

	TOTAL	VOTE %		Election Day	Early Voting	Ballot By Mail	Provision al Ballots
For	161	93.60%	<div><div></div></div>	55	68	38	0
Against	11	6.40%	<div><div></div></div>	5	3	3	0
Total Votes Cast	172	100.00%	<div><div></div></div>	60	71	41	0
Overvotes	0			0	0	0	0
Undervotes	0			0	0	0	0
Contest Totals	172			60	71	41	0

033

Proposed Constitutional Amendments - Proposition 1

Vote For 1

	TOTAL	VOTE %		Election Day	Early Voting	Ballot By Mail	Provisional Ballots
For	608	87.61%	<div><div></div></div>	197	392	19	0
Against	86	12.39%	<div><div></div></div>	32	52	2	0
Total Votes Cast	694	100.00%	<div><div></div></div>	229	444	21	0
Overvotes	0			0	0	0	0
Undervotes	32			12	18	2	0
Contest Totals	726			241	462	23	0

Proposed Constitutional Amendments - Proposition 2

Vote For 1

	TOTAL	VOTE %		Election Day	Early Voting	Ballot By Mail	Provisional Ballots
For	620	88.70%	<div><div></div></div>	207	395	18	0
Against	79	11.30%	<div><div></div></div>	28	48	3	0
Total Votes Cast	699	100.00%	<div><div></div></div>	235	443	21	0
Overvotes	0			0	0	0	0
Undervotes	27			6	19	2	0
Contest Totals	726			241	462	23	0

Lavon, City of - Local Option Election

Vote For 1

	TOTAL	VOTE %		Election Day	Early Voting	Ballot By Mail	Provisional Ballots
For	421	78.25%	<div><div></div></div>	148	266	7	0
Against	117	21.75%	<div><div></div></div>	30	85	2	0
Total Votes Cast	538	100.00%	<div><div></div></div>	178	351	9	0
Overvotes	0			0	0	0	0
Undervotes	7			0	7	0	0
Contest Totals	545			178	358	9	0

City of Nevada, Mayor Nevada

Vote For 1

	TOTAL	VOTE %		Election Day	Early Voting	Ballot By Mail	Provisional Ballots
Benito Ponce	18	100.00%	<div><div></div></div>	3	15	0	0
Total Votes Cast	18	100.00%	<div><div></div></div>	3	15	0	0
Overvotes	0			0	0	0	0
Undervotes	8			1	7	0	0
Contest Totals	26			4	22	0	0

033

City of Nevada - City Council, Place 1 Nevada

Vote For 1

	TOTAL	VOTE %		Election Day	Early Voting	Ballot By Mail	Provision al Ballots
Josiah Cleveland	14	58.33%	<div><div></div></div>	1	13	0	0
Michael Laye	10	41.67%	<div><div></div></div>	3	7	0	0
Total Votes Cast	24	100.00%	<div><div></div></div>	4	20	0	0
Overvotes	0			0	0	0	0
Undervotes	2			0	2	0	0
Contest Totals	26			4	22	0	0

City of Nevada - City Council, Place 2 Nevada

Vote For 1

	TOTAL	VOTE %		Election Day	Early Voting	Ballot By Mail	Provision al Ballots
Gwendolyn Garlington	6	33.33%	<div><div></div></div>	0	6	0	0
Donald Deering	12	66.67%	<div><div></div></div>	2	10	0	0
Total Votes Cast	18	100.00%	<div><div></div></div>	2	16	0	0
Overvotes	0			0	0	0	0
Undervotes	8			2	6	0	0
Contest Totals	26			4	22	0	0

City of Nevada - City Council, Place 5 Nevada

Vote For 1

	TOTAL	VOTE %		Election Day	Early Voting	Ballot By Mail	Provision al Ballots
Paul Breitzman	22	95.65%	<div><div></div></div>	4	18	0	0
John McBride	1	4.35%	<div><div></div></div>	0	1	0	0
Total Votes Cast	23	100.00%	<div><div></div></div>	4	19	0	0
Overvotes	0			0	0	0	0
Undervotes	3			0	3	0	0
Contest Totals	26			4	22	0	0

Community ISD - Proposition A

Vote For 1

	TOTAL	VOTE %		Election Day	Early Voting	Ballot By Mail	Provision al Ballots
For	408	57.46%	<div><div></div></div>	135	265	8	0
Against	302	42.54%	<div><div></div></div>	100	189	13	0
Total Votes Cast	710	100.00%	<div><div></div></div>	235	454	21	0
Overvotes	0			0	0	0	0
Undervotes	8			4	4	0	0
Contest Totals	718			239	458	21	0

033

Community ISD - Proposition B

Vote For 1

	TOTAL	VOTE %		Election Day	Early Voting	Ballot By Mail	Provision al Ballots
For	306	43.71%	<div><div></div></div>	100	199	7	0
Against	394	56.29%	<div><div></div></div>	134	246	14	0
Total Votes Cast	700	100.00%	<div><div></div></div>	234	445	21	0
Overvotes	0			0	0	0	0
Undervotes	18			5	13	0	0
Contest Totals	718			239	458	21	0

Community ISD - Proposition C

Vote For 1

	TOTAL	VOTE %		Election Day	Early Voting	Ballot By Mail	Provision al Ballots
For	296	41.93%	<div><div></div></div>	98	193	5	0
Against	410	58.07%	<div><div></div></div>	138	256	16	0
Total Votes Cast	706	100.00%	<div><div></div></div>	236	449	21	0
Overvotes	0			0	0	0	0
Undervotes	12			3	9	0	0
Contest Totals	718			239	458	21	0

Rockwall ISD - Trustee, Place 4 Rockwall

Vote For 1

	TOTAL	VOTE %		Election Day	Early Voting	Ballot By Mail	Provision al Ballots
Lee Harvey	0			0	0	0	0
Stan Britton	0			0	0	0	0
Total Votes Cast	0			0	0	0	0
Overvotes	0			0	0	0	0
Undervotes	1			0	0	1	0
Contest Totals	1			0	0	1	0

Rockwall ISD - Trustee, Place 5 Rockwall

Vote For 1

	TOTAL	VOTE %		Election Day	Early Voting	Ballot By Mail	Provision al Ballots
Jim White	0			0	0	0	0
Nikki Harris	0			0	0	0	0
Total Votes Cast	0			0	0	0	0
Overvotes	0			0	0	0	0
Undervotes	1			0	0	1	0
Contest Totals	1			0	0	1	0

033

Board of Directors BEAR CREEK SPECIAL UTILITY DISTRICT

Vote For 3

	TOTAL	VOTE %		Election Day	Early Voting	Ballot By Mail	Provision al Ballots
Lisa Block	265	30.01%	<div><div></div></div>	79	178	8	0
Chris Elder	231	26.16%	<div><div></div></div>	86	136	9	0
Deborah Fato	218	24.69%	<div><div></div></div>	69	142	7	0
Herman Stork	169	19.14%	<div><div></div></div>	55	105	9	0
Total Votes Cast	883	100.00%	<div><div></div></div>	289	561	33	0
Overvotes	0			0	0	0	0
Undervotes	1,145			395	723	27	0
Contest Totals	2,028			684	1,284	60	0

034

Proposed Constitutional Amendments - Proposition 1

Vote For 1

	TOTAL	VOTE %		Election Day	Early Voting	Ballot By Mail	Provision al Ballots
For	199	88.05%	<div><div></div></div>	89	92	17	1
Against	27	11.95%	<div><div></div></div>	15	9	3	0
Total Votes Cast	226	100.00%	<div><div></div></div>	104	101	20	1
Overvotes	0			0	0	0	0
Undervotes	3			2	1	0	0
Contest Totals	229			106	102	20	1

Proposed Constitutional Amendments - Proposition 2

Vote For 1

	TOTAL	VOTE %		Election Day	Early Voting	Ballot By Mail	Provision al Ballots
For	204	89.47%	<div><div></div></div>	94	91	18	1
Against	24	10.53%	<div><div></div></div>	12	10	2	0
Total Votes Cast	228	100.00%	<div><div></div></div>	106	101	20	1
Overvotes	0			0	0	0	0
Undervotes	1			0	1	0	0
Contest Totals	229			106	102	20	1

035

Proposed Constitutional Amendments - Proposition 1

Vote For 1

	TOTAL	VOTE %		Election Day	Early Voting	Ballot By Mail	Provisional Ballots
For	287	86.19%	<div><div></div></div>	80	198	7	2
Against	46	13.81%	<div><div></div></div>	15	28	3	0
Total Votes Cast	333	100.00%	<div><div></div></div>	95	226	10	2
Overvotes	0			0	0	0	0
Undervotes	25			7	18	0	0
Contest Totals	358			102	244	10	2

Proposed Constitutional Amendments - Proposition 2

Vote For 1

	TOTAL	VOTE %		Election Day	Early Voting	Ballot By Mail	Provisional Ballots
For	293	85.67%	<div><div></div></div>	85	198	8	2
Against	49	14.33%	<div><div></div></div>	12	35	2	0
Total Votes Cast	342	100.00%	<div><div></div></div>	97	233	10	2
Overvotes	0			0	0	0	0
Undervotes	16			5	11	0	0
Contest Totals	358			102	244	10	2

City of Nevada, Mayor Nevada

Vote For 1

	TOTAL	VOTE %		Election Day	Early Voting	Ballot By Mail	Provisional Ballots
Benito Ponce	178	100.00%	<div><div></div></div>	48	123	6	1
Total Votes Cast	178	100.00%	<div><div></div></div>	48	123	6	1
Overvotes	0			0	0	0	0
Undervotes	93			26	66	0	1
Contest Totals	271			74	189	6	2

City of Nevada - City Council, Place 1 Nevada

Vote For 1

	TOTAL	VOTE %		Election Day	Early Voting	Ballot By Mail	Provisional Ballots
Josiah Cleveland	78	31.33%	<div><div></div></div>	27	49	2	0
Michael Laye	171	68.67%	<div><div></div></div>	36	130	4	1
Total Votes Cast	249	100.00%	<div><div></div></div>	63	179	6	1
Overvotes	0			0	0	0	0
Undervotes	22			11	10	0	1
Contest Totals	271			74	189	6	2

035

City of Nevada - City Council, Place 2 Nevada

Vote For 1

	TOTAL	VOTE %		Election Day	Early Voting	Ballot By Mail	Provision al Ballots
Gwendolyn Garlington	74	35.58%	<div><div></div></div>	16	54	3	1
Donald Deering	134	64.42%	<div><div></div></div>	40	92	2	0
Total Votes Cast	208	100.00%	<div><div></div></div>	56	146	5	1
Overvotes	0			0	0	0	0
Undervotes	63			18	43	1	1
Contest Totals	271			74	189	6	2

City of Nevada - City Council, Place 5 Nevada

Vote For 1

	TOTAL	VOTE %		Election Day	Early Voting	Ballot By Mail	Provision al Ballots
Paul Breitzman	105	43.39%	<div><div></div></div>	33	69	3	0
John McBride	137	56.61%	<div><div></div></div>	28	105	3	1
Total Votes Cast	242	100.00%	<div><div></div></div>	61	174	6	1
Overvotes	0			0	0	0	0
Undervotes	29			13	15	0	1
Contest Totals	271			74	189	6	2

Community ISD - Proposition A

Vote For 1

	TOTAL	VOTE %		Election Day	Early Voting	Ballot By Mail	Provision al Ballots
For	192	55.81%	<div><div></div></div>	56	132	3	1
Against	152	44.19%	<div><div></div></div>	42	103	6	1
Total Votes Cast	344	100.00%	<div><div></div></div>	98	235	9	2
Overvotes	0			0	0	0	0
Undervotes	9			2	7	0	0
Contest Totals	353			100	242	9	2

Community ISD - Proposition B

Vote For 1

	TOTAL	VOTE %		Election Day	Early Voting	Ballot By Mail	Provision al Ballots
For	167	48.83%	<div><div></div></div>	46	117	3	1
Against	175	51.17%	<div><div></div></div>	50	118	6	1
Total Votes Cast	342	100.00%	<div><div></div></div>	96	235	9	2
Overvotes	0			0	0	0	0
Undervotes	11			4	7	0	0
Contest Totals	353			100	242	9	2

035

Community ISD - Proposition C							
Vote For 1							
	TOTAL	VOTE %		Election Day	Early Voting	Ballot By Mail	Provision al Ballots
For	156	45.35%	<div><div></div></div>	45	107	3	1
Against	188	54.65%	<div><div></div></div>	52	129	6	1
Total Votes Cast	344	100.00%	<div><div></div></div>	97	236	9	2
Overvotes	0			0	0	0	0
Undervotes	9			3	6	0	0
Contest Totals	353			100	242	9	2

036

Proposed Constitutional Amendments - Proposition 1

Vote For 1

	TOTAL	VOTE %		Election Day	Early Voting	Ballot By Mail	Provision al Ballots
For	82	93.18%	<div><div></div></div>	33	28	21	0
Against	6	6.82%	<div><div></div></div>	1	2	3	0
Total Votes Cast	88	100.00%	<div><div></div></div>	34	30	24	0
Overvotes	0			0	0	0	0
Undervotes	0			0	0	0	0
Contest Totals	88			34	30	24	0

Proposed Constitutional Amendments - Proposition 2

Vote For 1

	TOTAL	VOTE %		Election Day	Early Voting	Ballot By Mail	Provision al Ballots
For	83	94.32%	<div><div></div></div>	32	29	22	0
Against	5	5.68%	<div><div></div></div>	2	1	2	0
Total Votes Cast	88	100.00%	<div><div></div></div>	34	30	24	0
Overvotes	0			0	0	0	0
Undervotes	0			0	0	0	0
Contest Totals	88			34	30	24	0

037

Proposed Constitutional Amendments - Proposition 1

Vote For 1

	TOTAL	VOTE %		Election Day	Early Voting	Ballot By Mail	Provision al Ballots
For	101	98.06%	<div><div></div></div>	52	37	12	0
Against	2	1.94%	<div><div></div></div>	1	1	0	0
Total Votes Cast	103	100.00%	<div><div></div></div>	53	38	12	0
Overvotes	0			0	0	0	0
Undervotes	4			3	0	1	0
Contest Totals	107			56	38	13	0

Proposed Constitutional Amendments - Proposition 2

Vote For 1

	TOTAL	VOTE %		Election Day	Early Voting	Ballot By Mail	Provision al Ballots
For	104	97.20%	<div><div></div></div>	55	37	12	0
Against	3	2.80%	<div><div></div></div>	1	1	1	0
Total Votes Cast	107	100.00%	<div><div></div></div>	56	38	13	0
Overvotes	0			0	0	0	0
Undervotes	0			0	0	0	0
Contest Totals	107			56	38	13	0

038

Proposed Constitutional Amendments - Proposition 1

Vote For 1

	TOTAL	VOTE %		Election Day	Early Voting	Ballot By Mail	Provisional Ballots
For	71	88.75%	<div><div></div></div>	24	40	7	0
Against	9	11.25%	<div><div></div></div>	3	6	0	0
Total Votes Cast	80	100.00%	<div><div></div></div>	27	46	7	0
Overvotes	0			0	0	0	0
Undervotes	2			1	1	0	0
Contest Totals	82			28	47	7	0

Proposed Constitutional Amendments - Proposition 2

Vote For 1

	TOTAL	VOTE %		Election Day	Early Voting	Ballot By Mail	Provisional Ballots
For	73	90.12%	<div><div></div></div>	25	41	7	0
Against	8	9.88%	<div><div></div></div>	2	6	0	0
Total Votes Cast	81	100.00%	<div><div></div></div>	27	47	7	0
Overvotes	0			0	0	0	0
Undervotes	1			1	0	0	0
Contest Totals	82			28	47	7	0

Allen ISD - School District Board of Trustees, Place 2 Allen

Vote For 1

	TOTAL	VOTE %		Election Day	Early Voting	Ballot By Mail	Provisional Ballots
Bill Parker	10	47.62%	<div><div></div></div>	3	6	1	0
Sam Abiog	3	14.29%	<div><div></div></div>	2	1	0	0
Christina Cabral	8	38.10%	<div><div></div></div>	4	4	0	0
Total Votes Cast	21	100.00%	<div><div></div></div>	9	11	1	0
Overvotes	0			0	0	0	0
Undervotes	9			4	4	1	0
Contest Totals	30			13	15	2	0

Allen ISD - School District Board of Trustees, Place 4 Allen

Vote For 1

	TOTAL	VOTE %		Election Day	Early Voting	Ballot By Mail	Provisional Ballots
Amy Gnadt	13	61.90%	<div><div></div></div>	5	8	0	0
Joe Boylan	8	38.10%	<div><div></div></div>	4	3	1	0
Total Votes Cast	21	100.00%	<div><div></div></div>	9	11	1	0
Overvotes	0			0	0	0	0
Undervotes	9			4	4	1	0
Contest Totals	30			13	15	2	0

Summary Results Report
General and Special Election
May 7, 2022

FINAL RESULTS
SOVC
COLLIN COUNTY

038

Allen ISD - School District Board of Trustees, Place 5 Allen

Vote For 1

	TOTAL	VOTE %		Election Day	Early Voting	Ballot By Mail	Provision al Ballots
Elle Holland	13	59.09%	<div><div></div></div>	3	9	1	0
Snober Lakhani	1	4.55%	<div><div></div></div>	1	0	0	0
Kelley Rowley	8	36.36%	<div><div></div></div>	5	3	0	0
Total Votes Cast	22	100.00%	<div><div></div></div>	9	12	1	0
Overvotes	0			0	0	0	0
Undervotes	8			4	3	1	0
Contest Totals	30			13	15	2	0

Frisco ISD - Trustee, Place 1 Frisco

Vote For 1

	TOTAL	VOTE %		Election Day	Early Voting	Ballot By Mail	Provision al Ballots
Angela Dunford	25	53.19%	<div><div></div></div>	8	16	1	0
Gopal Ponangi	22	46.81%	<div><div></div></div>	6	14	2	0
Total Votes Cast	47	100.00%	<div><div></div></div>	14	30	3	0
Overvotes	0			0	0	0	0
Undervotes	5			1	2	2	0
Contest Totals	52			15	32	5	0

Frisco ISD - Trustee, Place 2 Frisco

Vote For 1

	TOTAL	VOTE %		Election Day	Early Voting	Ballot By Mail	Provision al Ballots
Marvin B. Lowe	19	41.30%	<div><div></div></div>	5	12	2	0
Natalie Hebert	19	41.30%	<div><div></div></div>	5	14	0	0
Kelly Karthik	8	17.39%	<div><div></div></div>	3	5	0	0
Total Votes Cast	46	100.00%	<div><div></div></div>	13	31	2	0
Overvotes	0			0	0	0	0
Undervotes	6			2	1	3	0
Contest Totals	52			15	32	5	0

Frisco ISD - Trustee, Place 3 Frisco

Vote For 1

	TOTAL	VOTE %		Election Day	Early Voting	Ballot By Mail	Provision al Ballots
Dustin Paschal	24	52.17%	<div><div></div></div>	5	19	0	0
Timothy Soto	1	2.17%	<div><div></div></div>	0	1	0	0
Stephanie Elad	21	45.65%	<div><div></div></div>	8	11	2	0
Total Votes Cast	46	100.00%	<div><div></div></div>	13	31	2	0
Overvotes	0			0	0	0	0
Undervotes	6			2	1	3	0
Contest Totals	52			15	32	5	0

039

Proposed Constitutional Amendments - Proposition 1

Vote For 1

	TOTAL	VOTE %		Election Day	Early Voting	Ballot By Mail	Provision al Ballots
For	133	89.86%	<div><div></div></div>	42	73	18	0
Against	15	10.14%	<div><div></div></div>	6	6	3	0
Total Votes Cast	148	100.00%	<div><div></div></div>	48	79	21	0
Overvotes	0			0	0	0	0
Undervotes	1			1	0	0	0
Contest Totals	149			49	79	21	0

Proposed Constitutional Amendments - Proposition 2

Vote For 1

	TOTAL	VOTE %		Election Day	Early Voting	Ballot By Mail	Provision al Ballots
For	132	89.19%	<div><div></div></div>	43	71	18	0
Against	16	10.81%	<div><div></div></div>	6	7	3	0
Total Votes Cast	148	100.00%	<div><div></div></div>	49	78	21	0
Overvotes	0			0	0	0	0
Undervotes	1			0	1	0	0
Contest Totals	149			49	79	21	0

040

Proposed Constitutional Amendments - Proposition 1

Vote For 1

	TOTAL	VOTE %		Election Day	Early Voting	Ballot By Mail	Provisional Ballots
For	458	91.78%	<div><div></div></div>	123	280	54	1
Against	41	8.22%	<div><div></div></div>	7	32	2	0
Total Votes Cast	499	100.00%	<div><div></div></div>	130	312	56	1
Overvotes	0			0	0	0	0
Undervotes	13			2	8	3	0
Contest Totals	512			132	320	59	1

Proposed Constitutional Amendments - Proposition 2

Vote For 1

	TOTAL	VOTE %		Election Day	Early Voting	Ballot By Mail	Provisional Ballots
For	471	93.08%	<div><div></div></div>	121	297	52	1
Against	35	6.92%	<div><div></div></div>	10	19	6	0
Total Votes Cast	506	100.00%	<div><div></div></div>	131	316	58	1
Overvotes	0			0	0	0	0
Undervotes	6			1	4	1	0
Contest Totals	512			132	320	59	1

Allen, City of - Councilmember, Place No. 4 Allen

Vote For 1

	TOTAL	VOTE %		Election Day	Early Voting	Ballot By Mail	Provisional Ballots
Chris Schulmeister	352	77.70%	<div><div></div></div>	85	218	48	1
Nathan Polsky	101	22.30%	<div><div></div></div>	27	65	9	0
Total Votes Cast	453	100.00%	<div><div></div></div>	112	283	57	1
Overvotes	0			0	0	0	0
Undervotes	59			20	37	2	0
Contest Totals	512			132	320	59	1

Allen, City of - Councilmember, Place No. 6 Allen

Vote For 1

	TOTAL	VOTE %		Election Day	Early Voting	Ballot By Mail	Provisional Ballots
Srini Raghavan	215	45.26%	<div><div></div></div>	45	150	19	1
Ben Trahan	260	54.74%	<div><div></div></div>	71	152	37	0
Total Votes Cast	475	100.00%	<div><div></div></div>	116	302	56	1
Overvotes	0			0	0	0	0
Undervotes	37			16	18	3	0
Contest Totals	512			132	320	59	1

040

Allen ISD - School District Board of Trustees, Place 2 Allen

Vote For 1

	TOTAL	VOTE %		Election Day	Early Voting	Ballot By Mail	Provisional Ballots
Bill Parker	155	33.12%	<div><div></div></div>	36	101	18	0
Sam Abiog	213	45.51%	<div><div></div></div>	43	146	23	1
Christina Cabral	100	21.37%	<div><div></div></div>	36	50	14	0
Total Votes Cast	468	100.00%	<div><div></div></div>	115	297	55	1
Overvotes	0			0	0	0	0
Undervotes	44			17	23	4	0
Contest Totals	512			132	320	59	1

Allen ISD - School District Board of Trustees, Place 4 Allen

Vote For 1

	TOTAL	VOTE %		Election Day	Early Voting	Ballot By Mail	Provisional Ballots
Amy Gnadt	304	67.56%	<div><div></div></div>	76	186	41	1
Joe Boylan	146	32.44%	<div><div></div></div>	40	92	14	0
Total Votes Cast	450	100.00%	<div><div></div></div>	116	278	55	1
Overvotes	0			0	0	0	0
Undervotes	62			16	42	4	0
Contest Totals	512			132	320	59	1

Allen ISD - School District Board of Trustees, Place 5 Allen

Vote For 1

	TOTAL	VOTE %		Election Day	Early Voting	Ballot By Mail	Provisional Ballots
Elle Holland	232	50.43%	<div><div></div></div>	52	157	22	1
Snober Lakhani	69	15.00%	<div><div></div></div>	21	42	6	0
Kelley Rowley	159	34.57%	<div><div></div></div>	42	92	25	0
Total Votes Cast	460	100.00%	<div><div></div></div>	115	291	53	1
Overvotes	0			0	0	0	0
Undervotes	52			17	29	6	0
Contest Totals	512			132	320	59	1

041

Proposed Constitutional Amendments - Proposition 1

Vote For 1

	TOTAL	VOTE %		Election Day	Early Voting	Ballot By Mail	Provisional Ballots
For	304	90.75%	<div><div></div></div>	106	178	20	0
Against	31	9.25%	<div><div></div></div>	13	16	2	0
Total Votes Cast	335	100.00%	<div><div></div></div>	119	194	22	0
Overvotes	0			0	0	0	0
Undervotes	7			3	4	0	0
Contest Totals	342			122	198	22	0

Proposed Constitutional Amendments - Proposition 2

Vote For 1

	TOTAL	VOTE %		Election Day	Early Voting	Ballot By Mail	Provisional Ballots
For	325	95.87%	<div><div></div></div>	118	185	22	0
Against	14	4.13%	<div><div></div></div>	3	11	0	0
Total Votes Cast	339	100.00%	<div><div></div></div>	121	196	22	0
Overvotes	0			0	0	0	0
Undervotes	3			1	2	0	0
Contest Totals	342			122	198	22	0

Parker, City of - Mayor Parker

Vote For 1

	TOTAL	VOTE %		Election Day	Early Voting	Ballot By Mail	Provisional Ballots
Lee Pettie	0			0	0	0	0
Total Votes Cast	0			0	0	0	0
Overvotes	0			0	0	0	0
Undervotes	0			0	0	0	0
Contest Totals	0			0	0	0	0

Parker, City of - Councilmember-At-Large Parker

Vote For 2

	TOTAL	VOTE %		Election Day	Early Voting	Ballot By Mail	Provisional Ballots
Michael Slaughter	0			0	0	0	0
Terry Lynch	0			0	0	0	0
Edwin Smith	0			0	0	0	0
Total Votes Cast	0			0	0	0	0
Overvotes	0			0	0	0	0
Undervotes	0			0	0	0	0
Contest Totals	0			0	0	0	0

Summary Results Report
General and Special Election
May 7, 2022

FINAL RESULTS
SOVC
COLLIN COUNTY

041

Allen ISD - School District Board of Trustees, Place 2 Allen

Vote For 1

	TOTAL	VOTE %	Election Day	Early Voting	Ballot By Mail	Provision al Ballots
Bill Parker	0		0	0	0	0
Sam Abiog	0		0	0	0	0
Christina Cabral	0		0	0	0	0
Total Votes Cast	0		0	0	0	0
Overvotes	0		0	0	0	0
Undervotes	0		0	0	0	0
Contest Totals	0		0	0	0	0

Allen ISD - School District Board of Trustees, Place 4 Allen

Vote For 1

	TOTAL	VOTE %	Election Day	Early Voting	Ballot By Mail	Provision al Ballots
Amy Gnadt	0		0	0	0	0
Joe Boylan	0		0	0	0	0
Total Votes Cast	0		0	0	0	0
Overvotes	0		0	0	0	0
Undervotes	0		0	0	0	0
Contest Totals	0		0	0	0	0




Allen ISD - School District Board of Trustees, Place 5 Allen

Vote For 1

	TOTAL	VOTE %	Election Day	Early Voting	Ballot By Mail	Provision al Ballots
Elle Holland	0		0	0	0	0
Snober Lakhani	0		0	0	0	0
Kelley Rowley	0		0	0	0	0
Total Votes Cast	0		0	0	0	0
Overvotes	0		0	0	0	0
Undervotes	0		0	0	0	0
Contest Totals	0		0	0	0	0

Lovejoy ISD - Trustee, Position 1 Lovejoy

Vote For 1

	TOTAL	VOTE %	Election Day	Early Voting	Ballot By Mail	Provision al Ballots
Randy Naidoo	61	33.70% 	24	33	4	0
Julie McLaughlin	120	66.30% 	37	78	5	0
Total Votes Cast	181	100.00% 	61	111	9	0
Overvotes	0		0	0	0	0
Undervotes	18		7	7	4	0
Contest Totals	199		68	118	13	0

041

Lovejoy ISD - Trustee, Position 2 Lovejoy

Vote For 1

	TOTAL	VOTE %		Election Day	Early Voting	Ballot By Mail	Provision al Ballots
Amy Smith	146	100.00%	<div></div>	50	89	7	0
Total Votes Cast	146	100.00%	<div></div>	50	89	7	0
Overvotes	0			0	0	0	0
Undervotes	53			18	29	6	0
Contest Totals	199			68	118	13	0

Lovejoy ISD - Trustee, Position 3 Lovejoy

Vote For 1

	TOTAL	VOTE %		Election Day	Early Voting	Ballot By Mail	Provision al Ballots
Jeff Wood	145	100.00%	<div></div>	51	87	7	0
Total Votes Cast	145	100.00%	<div></div>	51	87	7	0
Overvotes	0			0	0	0	0
Undervotes	54			17	31	6	0
Contest Totals	199			68	118	13	0

042

Proposed Constitutional Amendments - Proposition 1

Vote For 1

	TOTAL	VOTE %		Election Day	Early Voting	Ballot By Mail	Provision al Ballots
For	78	91.76%	<div><div></div></div>	38	26	14	0
Against	7	8.24%	<div><div></div></div>	3	3	1	0
Total Votes Cast	85	100.00%	<div><div></div></div>	41	29	15	0
Overvotes	0			0	0	0	0
Undervotes	0			0	0	0	0
Contest Totals	85			41	29	15	0

Proposed Constitutional Amendments - Proposition 2

Vote For 1

	TOTAL	VOTE %		Election Day	Early Voting	Ballot By Mail	Provision al Ballots
For	76	89.41%	<div><div></div></div>	39	25	12	0
Against	9	10.59%	<div><div></div></div>	2	4	3	0
Total Votes Cast	85	100.00%	<div><div></div></div>	41	29	15	0
Overvotes	0			0	0	0	0
Undervotes	0			0	0	0	0
Contest Totals	85			41	29	15	0

Community ISD - Proposition A

Vote For 1

	TOTAL	VOTE %		Election Day	Early Voting	Ballot By Mail	Provision al Ballots
For	6	54.55%	<div><div></div></div>	0	6	0	0
Against	5	45.45%	<div><div></div></div>	0	5	0	0
Total Votes Cast	11	100.00%	<div><div></div></div>	0	11	0	0
Overvotes	0			0	0	0	0
Undervotes	0			0	0	0	0
Contest Totals	11			0	11	0	0

Community ISD - Proposition B

Vote For 1

	TOTAL	VOTE %		Election Day	Early Voting	Ballot By Mail	Provision al Ballots
For	6	54.55%	<div><div></div></div>	0	6	0	0
Against	5	45.45%	<div><div></div></div>	0	5	0	0
Total Votes Cast	11	100.00%	<div><div></div></div>	0	11	0	0
Overvotes	0			0	0	0	0
Undervotes	0			0	0	0	0
Contest Totals	11			0	11	0	0

042

Community ISD - Proposition C

Vote For 1

	TOTAL	VOTE %		Election Day	Early Voting	Ballot By Mail	Provision al Ballots
For	6	54.55%	<div><div></div></div>	0	6	0	0
Against	5	45.45%	<div><div></div></div>	0	5	0	0
Total Votes Cast	11	100.00%	<div><div></div></div>	0	11	0	0
Overvotes	0			0	0	0	0
Undervotes	0			0	0	0	0
Contest Totals	11			0	11	0	0

043

Proposed Constitutional Amendments - Proposition 1

Vote For 1

	TOTAL	VOTE %		Election Day	Early Voting	Ballot By Mail	Provision al Ballots
For	94	91.26%	<div><div></div></div>	35	52	7	0
Against	9	8.74%	<div><div></div></div>	2	6	1	0
Total Votes Cast	103	100.00%	<div><div></div></div>	37	58	8	0
Overvotes	0			0	0	0	0
Undervotes	1			0	1	0	0
Contest Totals	104			37	59	8	0

Proposed Constitutional Amendments - Proposition 2

Vote For 1

	TOTAL	VOTE %		Election Day	Early Voting	Ballot By Mail	Provision al Ballots
For	91	88.35%	<div><div></div></div>	33	53	5	0
Against	12	11.65%	<div><div></div></div>	4	5	3	0
Total Votes Cast	103	100.00%	<div><div></div></div>	37	58	8	0
Overvotes	0			0	0	0	0
Undervotes	1			0	1	0	0
Contest Totals	104			37	59	8	0

044

Proposed Constitutional Amendments - Proposition 1

Vote For 1

	TOTAL	VOTE %		Election Day	Early Voting	Ballot By Mail	Provision al Ballots
For	54	94.74%	<div><div></div></div>	14	28	12	0
Against	3	5.26%	<div><div></div></div>	2	1	0	0
Total Votes Cast	57	100.00%	<div><div></div></div>	16	29	12	0
Overvotes	0			0	0	0	0
Undervotes	1			0	1	0	0
Contest Totals	58			16	30	12	0

Proposed Constitutional Amendments - Proposition 2

Vote For 1

	TOTAL	VOTE %		Election Day	Early Voting	Ballot By Mail	Provision al Ballots
For	55	94.83%	<div><div></div></div>	14	29	12	0
Against	3	5.17%	<div><div></div></div>	2	1	0	0
Total Votes Cast	58	100.00%	<div><div></div></div>	16	30	12	0
Overvotes	0			0	0	0	0
Undervotes	0			0	0	0	0
Contest Totals	58			16	30	12	0

045

Proposed Constitutional Amendments - Proposition 1

Vote For 1

	TOTAL	VOTE %		Election Day	Early Voting	Ballot By Mail	Provision al Ballots
For	191	89.67%	<div><div></div></div>	52	89	50	0
Against	22	10.33%	<div><div></div></div>	7	11	4	0
Total Votes Cast	213	100.00%	<div><div></div></div>	59	100	54	0
Overvotes	0			0	0	0	0
Undervotes	1			1	0	0	0
Contest Totals	214			60	100	54	0

Proposed Constitutional Amendments - Proposition 2

Vote For 1

	TOTAL	VOTE %		Election Day	Early Voting	Ballot By Mail	Provision al Ballots
For	193	91.47%	<div><div></div></div>	52	92	49	0
Against	18	8.53%	<div><div></div></div>	6	8	4	0
Total Votes Cast	211	100.00%	<div><div></div></div>	58	100	53	0
Overvotes	1			0	0	1	0
Undervotes	2			2	0	0	0
Contest Totals	214			60	100	54	0

046

Proposed Constitutional Amendments - Proposition 1

Vote For 1

	TOTAL	VOTE %		Election Day	Early Voting	Ballot By Mail	Provision al Ballots
For	77	87.50%	<div><div></div></div>	33	27	17	0
Against	11	12.50%	<div><div></div></div>	3	5	3	0
Total Votes Cast	88	100.00%	<div><div></div></div>	36	32	20	0
Overvotes	0			0	0	0	0
Undervotes	0			0	0	0	0
Contest Totals	88			36	32	20	0

Proposed Constitutional Amendments - Proposition 2

Vote For 1

	TOTAL	VOTE %		Election Day	Early Voting	Ballot By Mail	Provision al Ballots
For	78	88.64%	<div><div></div></div>	32	27	19	0
Against	10	11.36%	<div><div></div></div>	4	5	1	0
Total Votes Cast	88	100.00%	<div><div></div></div>	36	32	20	0
Overvotes	0			0	0	0	0
Undervotes	0			0	0	0	0
Contest Totals	88			36	32	20	0

047

Proposed Constitutional Amendments - Proposition 1

Vote For 1

	TOTAL	VOTE %		Election Day	Early Voting	Ballot By Mail	Provision al Ballots
For	157	89.20%	<div><div></div></div>	66	72	19	0
Against	19	10.80%	<div><div></div></div>	6	8	5	0
Total Votes Cast	176	100.00%	<div><div></div></div>	72	80	24	0
Overvotes	0			0	0	0	0
Undervotes	3			2	1	0	0
Contest Totals	179			74	81	24	0

Proposed Constitutional Amendments - Proposition 2

Vote For 1

	TOTAL	VOTE %		Election Day	Early Voting	Ballot By Mail	Provision al Ballots
For	161	89.94%	<div><div></div></div>	66	72	23	0
Against	18	10.06%	<div><div></div></div>	8	9	1	0
Total Votes Cast	179	100.00%	<div><div></div></div>	74	81	24	0
Overvotes	0			0	0	0	0
Undervotes	0			0	0	0	0
Contest Totals	179			74	81	24	0

048

Proposed Constitutional Amendments - Proposition 1

Vote For 1

	TOTAL	VOTE %		Election Day	Early Voting	Ballot By Mail	Provision al Ballots
For	184	91.54%	<div><div></div></div>	83	58	43	0
Against	17	8.46%	<div><div></div></div>	9	5	3	0
Total Votes Cast	201	100.00%	<div><div></div></div>	92	63	46	0
Overvotes	0			0	0	0	0
Undervotes	1			0	0	1	0
Contest Totals	202			92	63	47	0

Proposed Constitutional Amendments - Proposition 2

Vote For 1

	TOTAL	VOTE %		Election Day	Early Voting	Ballot By Mail	Provision al Ballots
For	186	92.54%	<div><div></div></div>	83	60	43	0
Against	15	7.46%	<div><div></div></div>	9	3	3	0
Total Votes Cast	201	100.00%	<div><div></div></div>	92	63	46	0
Overvotes	0			0	0	0	0
Undervotes	1			0	0	1	0
Contest Totals	202			92	63	47	0

049

Proposed Constitutional Amendments - Proposition 1

Vote For 1

	TOTAL	VOTE %		Election Day	Early Voting	Ballot By Mail	Provision al Ballots
For	175	89.74%	<div><div></div></div>	57	78	40	0
Against	20	10.26%	<div><div></div></div>	6	9	5	0
Total Votes Cast	195	100.00%	<div><div></div></div>	63	87	45	0
Overvotes	0			0	0	0	0
Undervotes	2			0	2	0	0
Contest Totals	197			63	89	45	0

Proposed Constitutional Amendments - Proposition 2

Vote For 1

	TOTAL	VOTE %		Election Day	Early Voting	Ballot By Mail	Provision al Ballots
For	174	88.32%	<div><div></div></div>	52	82	40	0
Against	23	11.68%	<div><div></div></div>	11	7	5	0
Total Votes Cast	197	100.00%	<div><div></div></div>	63	89	45	0
Overvotes	0			0	0	0	0
Undervotes	0			0	0	0	0
Contest Totals	197			63	89	45	0

050

Proposed Constitutional Amendments - Proposition 1

Vote For 1

	TOTAL	VOTE %		Election Day	Early Voting	Ballot By Mail	Provision al Ballots
For	64	91.43%	<div><div></div></div>	19	32	13	0
Against	6	8.57%	<div><div></div></div>	2	1	3	0
Total Votes Cast	70	100.00%	<div><div></div></div>	21	33	16	0
Overvotes	0			0	0	0	0
Undervotes	1			0	1	0	0
Contest Totals	71			21	34	16	0

Proposed Constitutional Amendments - Proposition 2

Vote For 1

	TOTAL	VOTE %		Election Day	Early Voting	Ballot By Mail	Provision al Ballots
For	66	92.96%	<div><div></div></div>	21	32	13	0
Against	5	7.04%	<div><div></div></div>	0	2	3	0
Total Votes Cast	71	100.00%	<div><div></div></div>	21	34	16	0
Overvotes	0			0	0	0	0
Undervotes	0			0	0	0	0
Contest Totals	71			21	34	16	0

Allen, City of - Councilmember, Place No. 4 Allen

Vote For 1

	TOTAL	VOTE %		Election Day	Early Voting	Ballot By Mail	Provision al Ballots
Chris Schulmeister	0			0	0	0	0
Nathan Polsky	0			0	0	0	0
Total Votes Cast	0			0	0	0	0
Overvotes	0			0	0	0	0
Undervotes	0			0	0	0	0
Contest Totals	0			0	0	0	0

Allen, City of - Councilmember, Place No. 6 Allen

Vote For 1

	TOTAL	VOTE %		Election Day	Early Voting	Ballot By Mail	Provision al Ballots
Srini Raghavan	0			0	0	0	0
Ben Trahan	0			0	0	0	0
Total Votes Cast	0			0	0	0	0
Overvotes	0			0	0	0	0
Undervotes	0			0	0	0	0
Contest Totals	0			0	0	0	0

050

Allen ISD - School District Board of Trustees, Place 2 Allen

Vote For 1

	TOTAL	VOTE %	Election Day	Early Voting	Ballot By Mail	Provision al Ballots
Bill Parker	0		0	0	0	0
Sam Abiog	0		0	0	0	0
Christina Cabral	0		0	0	0	0
Total Votes Cast	0		0	0	0	0
Overvotes	0		0	0	0	0
Undervotes	0		0	0	0	0
Contest Totals	0		0	0	0	0

Allen ISD - School District Board of Trustees, Place 4 Allen

Vote For 1

	TOTAL	VOTE %	Election Day	Early Voting	Ballot By Mail	Provision al Ballots
Amy Gnadt	0		0	0	0	0
Joe Boylan	0		0	0	0	0
Total Votes Cast	0		0	0	0	0
Overvotes	0		0	0	0	0
Undervotes	0		0	0	0	0
Contest Totals	0		0	0	0	0

Allen ISD - School District Board of Trustees, Place 5 Allen

Vote For 1

	TOTAL	VOTE %	Election Day	Early Voting	Ballot By Mail	Provision al Ballots
Elle Holland	0		0	0	0	0
Snober Lakhani	0		0	0	0	0
Kelley Rowley	0		0	0	0	0
Total Votes Cast	0		0	0	0	0
Overvotes	0		0	0	0	0
Undervotes	0		0	0	0	0
Contest Totals	0		0	0	0	0

051

Proposed Constitutional Amendments - Proposition 1

Vote For 1

	TOTAL	VOTE %		Election Day	Early Voting	Ballot By Mail	Provision al Ballots
For	45	84.91%	<div><div></div></div>	20	21	4	0
Against	8	15.09%	<div><div></div></div>	5	3	0	0
Total Votes Cast	53	100.00%	<div><div></div></div>	25	24	4	0
Overvotes	0			0	0	0	0
Undervotes	0			0	0	0	0
Contest Totals	53			25	24	4	0

Proposed Constitutional Amendments - Proposition 2

Vote For 1

	TOTAL	VOTE %		Election Day	Early Voting	Ballot By Mail	Provision al Ballots
For	47	88.68%	<div><div></div></div>	21	23	3	0
Against	6	11.32%	<div><div></div></div>	4	1	1	0
Total Votes Cast	53	100.00%	<div><div></div></div>	25	24	4	0
Overvotes	0			0	0	0	0
Undervotes	0			0	0	0	0
Contest Totals	53			25	24	4	0

052

Proposed Constitutional Amendments - Proposition 1

Vote For 1

	TOTAL	VOTE %		Election Day	Early Voting	Ballot By Mail	Provision al Ballots
For	96	92.31%	<div><div></div></div>	37	42	17	0
Against	8	7.69%	<div><div></div></div>	4	1	3	0
Total Votes Cast	104	100.00%	<div><div></div></div>	41	43	20	0
Overvotes	0			0	0	0	0
Undervotes	4			3	1	0	0
Contest Totals	108			44	44	20	0

Proposed Constitutional Amendments - Proposition 2

Vote For 1

	TOTAL	VOTE %		Election Day	Early Voting	Ballot By Mail	Provision al Ballots
For	93	89.42%	<div><div></div></div>	38	40	15	0
Against	11	10.58%	<div><div></div></div>	5	2	4	0
Total Votes Cast	104	100.00%	<div><div></div></div>	43	42	19	0
Overvotes	0			0	0	0	0
Undervotes	4			1	2	1	0
Contest Totals	108			44	44	20	0

053

Proposed Constitutional Amendments - Proposition 1

Vote For 1

	TOTAL	VOTE %		Election Day	Early Voting	Ballot By Mail	Provision al Ballots
For	137	87.82%	<div><div></div></div>	48	58	31	0
Against	19	12.18%	<div><div></div></div>	4	9	6	0
Total Votes Cast	156	100.00%	<div><div></div></div>	52	67	37	0
Overvotes	0			0	0	0	0
Undervotes	1			0	1	0	0
Contest Totals	157			52	68	37	0

Proposed Constitutional Amendments - Proposition 2

Vote For 1

	TOTAL	VOTE %		Election Day	Early Voting	Ballot By Mail	Provision al Ballots
For	145	92.36%	<div><div></div></div>	50	62	33	0
Against	12	7.64%	<div><div></div></div>	2	6	4	0
Total Votes Cast	157	100.00%	<div><div></div></div>	52	68	37	0
Overvotes	0			0	0	0	0
Undervotes	0			0	0	0	0
Contest Totals	157			52	68	37	0

054

Proposed Constitutional Amendments - Proposition 1

Vote For 1

	TOTAL	VOTE %		Election Day	Early Voting	Ballot By Mail	Provision al Ballots
For	89	86.41%	<div><div></div></div>	27	44	18	0
Against	14	13.59%	<div><div></div></div>	4	6	4	0
Total Votes Cast	103	100.00%	<div><div></div></div>	31	50	22	0
Overvotes	0			0	0	0	0
Undervotes	1			0	1	0	0
Contest Totals	104			31	51	22	0

Proposed Constitutional Amendments - Proposition 2

Vote For 1

	TOTAL	VOTE %		Election Day	Early Voting	Ballot By Mail	Provision al Ballots
For	93	89.42%	<div><div></div></div>	26	49	18	0
Against	11	10.58%	<div><div></div></div>	5	2	4	0
Total Votes Cast	104	100.00%	<div><div></div></div>	31	51	22	0
Overvotes	0			0	0	0	0
Undervotes	0			0	0	0	0
Contest Totals	104			31	51	22	0

055

Proposed Constitutional Amendments - Proposition 1

Vote For 1

	TOTAL	VOTE %		Election Day	Early Voting	Ballot By Mail	Provision al Ballots
For	140	90.32%	<div><div></div></div>	75	34	31	0
Against	15	9.68%	<div><div></div></div>	10	3	2	0
Total Votes Cast	155	100.00%	<div><div></div></div>	85	37	33	0
Overvotes	0			0	0	0	0
Undervotes	0			0	0	0	0
Contest Totals	155			85	37	33	0

Proposed Constitutional Amendments - Proposition 2

Vote For 1

	TOTAL	VOTE %		Election Day	Early Voting	Ballot By Mail	Provision al Ballots
For	141	90.97%	<div><div></div></div>	76	33	32	0
Against	14	9.03%	<div><div></div></div>	9	4	1	0
Total Votes Cast	155	100.00%	<div><div></div></div>	85	37	33	0
Overvotes	0			0	0	0	0
Undervotes	0			0	0	0	0
Contest Totals	155			85	37	33	0

056

Proposed Constitutional Amendments - Proposition 1

Vote For 1

	TOTAL	VOTE %		Election Day	Early Voting	Ballot By Mail	Provision al Ballots
For	149	94.30%	<div><div></div></div>	56	70	23	0
Against	9	5.70%	<div><div></div></div>	3	2	4	0
Total Votes Cast	158	100.00%	<div><div></div></div>	59	72	27	0
Overvotes	0			0	0	0	0
Undervotes	0			0	0	0	0
Contest Totals	158			59	72	27	0

Proposed Constitutional Amendments - Proposition 2

Vote For 1

	TOTAL	VOTE %		Election Day	Early Voting	Ballot By Mail	Provision al Ballots
For	142	89.87%	<div><div></div></div>	51	68	23	0
Against	16	10.13%	<div><div></div></div>	8	4	4	0
Total Votes Cast	158	100.00%	<div><div></div></div>	59	72	27	0
Overvotes	0			0	0	0	0
Undervotes	0			0	0	0	0
Contest Totals	158			59	72	27	0

057

Proposed Constitutional Amendments - Proposition 1

Vote For 1

	TOTAL	VOTE %		Election Day	Early Voting	Ballot By Mail	Provision al Ballots
For	227	92.28%	<div><div></div></div>	76	125	26	0
Against	19	7.72%	<div><div></div></div>	7	9	3	0
Total Votes Cast	246	100.00%	<div><div></div></div>	83	134	29	0
Overvotes	0			0	0	0	0
Undervotes	0			0	0	0	0
Contest Totals	246			83	134	29	0

Proposed Constitutional Amendments - Proposition 2

Vote For 1

	TOTAL	VOTE %		Election Day	Early Voting	Ballot By Mail	Provision al Ballots
For	216	87.80%	<div><div></div></div>	74	118	24	0
Against	30	12.20%	<div><div></div></div>	9	16	5	0
Total Votes Cast	246	100.00%	<div><div></div></div>	83	134	29	0
Overvotes	0			0	0	0	0
Undervotes	0			0	0	0	0
Contest Totals	246			83	134	29	0

058

Proposed Constitutional Amendments - Proposition 1

Vote For 1

	TOTAL	VOTE %		Election Day	Early Voting	Ballot By Mail	Provision al Ballots
For	135	85.44%	<div><div></div></div>	41	52	42	0
Against	23	14.56%	<div><div></div></div>	7	7	9	0
Total Votes Cast	158	100.00%	<div><div></div></div>	48	59	51	0
Overvotes	0			0	0	0	0
Undervotes	3			1	1	1	0
Contest Totals	161			49	60	52	0

Proposed Constitutional Amendments - Proposition 2

Vote For 1

	TOTAL	VOTE %		Election Day	Early Voting	Ballot By Mail	Provision al Ballots
For	140	86.96%	<div><div></div></div>	40	57	43	0
Against	21	13.04%	<div><div></div></div>	9	3	9	0
Total Votes Cast	161	100.00%	<div><div></div></div>	49	60	52	0
Overvotes	0			0	0	0	0
Undervotes	0			0	0	0	0
Contest Totals	161			49	60	52	0

059

Proposed Constitutional Amendments - Proposition 1

Vote For 1

	TOTAL	VOTE %		Election Day	Early Voting	Ballot By Mail	Provision al Ballots
For	392	90.95%	<div><div></div></div>	102	266	22	2
Against	39	9.05%	<div><div></div></div>	9	24	6	0
Total Votes Cast	431	100.00%	<div><div></div></div>	111	290	28	2
Overvotes	0			0	0	0	0
Undervotes	12			5	7	0	0
Contest Totals	443			116	297	28	2

Proposed Constitutional Amendments - Proposition 2

Vote For 1

	TOTAL	VOTE %		Election Day	Early Voting	Ballot By Mail	Provision al Ballots
For	401	92.18%	<div><div></div></div>	100	274	25	2
Against	34	7.82%	<div><div></div></div>	11	20	3	0
Total Votes Cast	435	100.00%	<div><div></div></div>	111	294	28	2
Overvotes	0			0	0	0	0
Undervotes	8			5	3	0	0
Contest Totals	443			116	297	28	2

Allen, City of - Councilmember, Place No. 4 Allen

Vote For 1

	TOTAL	VOTE %		Election Day	Early Voting	Ballot By Mail	Provision al Ballots
Chris Schulmeister	290	74.55%	<div><div></div></div>	68	203	17	2
Nathan Polsky	99	25.45%	<div><div></div></div>	23	68	8	0
Total Votes Cast	389	100.00%	<div><div></div></div>	91	271	25	2
Overvotes	0			0	0	0	0
Undervotes	54			25	26	3	0
Contest Totals	443			116	297	28	2

Allen, City of - Councilmember, Place No. 6 Allen

Vote For 1

	TOTAL	VOTE %		Election Day	Early Voting	Ballot By Mail	Provision al Ballots
Srini Raghavan	201	49.63%	<div><div></div></div>	59	128	13	1
Ben Trahan	204	50.37%	<div><div></div></div>	40	151	12	1
Total Votes Cast	405	100.00%	<div><div></div></div>	99	279	25	2
Overvotes	0			0	0	0	0
Undervotes	38			17	18	3	0
Contest Totals	443			116	297	28	2

059

Allen ISD - School District Board of Trustees, Place 2 Allen

Vote For 1

	TOTAL	VOTE %		Election Day	Early Voting	Ballot By Mail	Provisional Ballots
Bill Parker	117	28.54%	<div><div></div></div>	25	86	6	0
Sam Abiog	190	46.34%	<div><div></div></div>	50	130	9	1
Christina Cabral	103	25.12%	<div><div></div></div>	29	64	10	0
Total Votes Cast	410	100.00%	<div><div></div></div>	104	280	25	1
Overvotes	0			0	0	0	0
Undervotes	33			12	17	3	1
Contest Totals	443			116	297	28	2

Allen ISD - School District Board of Trustees, Place 4 Allen

Vote For 1

	TOTAL	VOTE %		Election Day	Early Voting	Ballot By Mail	Provisional Ballots
Amy Gnadt	254	67.37%	<div><div></div></div>	58	179	16	1
Joe Boylan	123	32.63%	<div><div></div></div>	32	85	6	0
Total Votes Cast	377	100.00%	<div><div></div></div>	90	264	22	1
Overvotes	0			0	0	0	0
Undervotes	66			26	33	6	1
Contest Totals	443			116	297	28	2

Allen ISD - School District Board of Trustees, Place 5 Allen

Vote For 1

	TOTAL	VOTE %		Election Day	Early Voting	Ballot By Mail	Provisional Ballots
Elle Holland	178	43.84%	<div><div></div></div>	50	118	9	1
Snober Lakhani	86	21.18%	<div><div></div></div>	25	56	5	0
Kelley Rowley	142	34.98%	<div><div></div></div>	27	104	11	0
Total Votes Cast	406	100.00%	<div><div></div></div>	102	278	25	1
Overvotes	0			0	0	0	0
Undervotes	37			14	19	3	1
Contest Totals	443			116	297	28	2

060

Proposed Constitutional Amendments - Proposition 1

Vote For 1

	TOTAL	VOTE %		Election Day	Early Voting	Ballot By Mail	Provision al Ballots
For	401	87.17%	<div><div></div></div>	138	244	19	0
Against	59	12.83%	<div><div></div></div>	23	35	1	0
Total Votes Cast	460	100.00%	<div><div></div></div>	161	279	20	0
Overvotes	0			0	0	0	0
Undervotes	17			8	9	0	0
Contest Totals	477			169	288	20	0

Proposed Constitutional Amendments - Proposition 2

Vote For 1

	TOTAL	VOTE %		Election Day	Early Voting	Ballot By Mail	Provision al Ballots
For	426	91.42%	<div><div></div></div>	152	257	17	0
Against	40	8.58%	<div><div></div></div>	10	27	3	0
Total Votes Cast	466	100.00%	<div><div></div></div>	162	284	20	0
Overvotes	0			0	0	0	0
Undervotes	11			7	4	0	0
Contest Totals	477			169	288	20	0

Parker, City of - Mayor Parker

Vote For 1

	TOTAL	VOTE %		Election Day	Early Voting	Ballot By Mail	Provision al Ballots
Lee Pettie	322	100.00%	<div><div></div></div>	108	201	13	0
Total Votes Cast	322	100.00%	<div><div></div></div>	108	201	13	0
Overvotes	0			0	0	0	0
Undervotes	155			61	87	7	0
Contest Totals	477			169	288	20	0

Parker, City of - Councilmember-At-Large Parker

Vote For 2

	TOTAL	VOTE %		Election Day	Early Voting	Ballot By Mail	Provision al Ballots
Michael Slaughter	303	38.90%	<div><div></div></div>	109	181	13	0
Terry Lynch	303	38.90%	<div><div></div></div>	106	187	10	0
Edwin Smith	173	22.21%	<div><div></div></div>	59	107	7	0
Total Votes Cast	779	100.00%	<div><div></div></div>	274	475	30	0
Overvotes	0			0	0	0	0
Undervotes	175			64	101	10	0
Contest Totals	954			338	576	40	0

060

Allen ISD - School District Board of Trustees, Place 2 Allen

Vote For 1

	TOTAL	VOTE %		Election Day	Early Voting	Ballot By Mail	Provision al Ballots
Bill Parker	63	48.09%	<div><div></div></div>	19	41	3	0
Sam Abiog	32	24.43%	<div><div></div></div>	10	22	0	0
Christina Cabral	36	27.48%	<div><div></div></div>	12	23	1	0
Total Votes Cast	131	100.00%	<div><div></div></div>	41	86	4	0
Overvotes	0			0	0	0	0
Undervotes	46			22	21	3	0
Contest Totals	177			63	107	7	0

Allen ISD - School District Board of Trustees, Place 4 Allen

Vote For 1

	TOTAL	VOTE %		Election Day	Early Voting	Ballot By Mail	Provision al Ballots
Amy Gnadt	78	61.42%	<div><div></div></div>	22	52	4	0
Joe Boylan	49	38.58%	<div><div></div></div>	15	32	2	0
Total Votes Cast	127	100.00%	<div><div></div></div>	37	84	6	0
Overvotes	0			0	0	0	0
Undervotes	50			26	23	1	0
Contest Totals	177			63	107	7	0

Allen ISD - School District Board of Trustees, Place 5 Allen

Vote For 1

	TOTAL	VOTE %		Election Day	Early Voting	Ballot By Mail	Provision al Ballots
Elle Holland	44	34.65%	<div><div></div></div>	11	32	1	0
Snober Lakhani	25	19.68%	<div><div></div></div>	8	16	1	0
Kelley Rowley	58	45.67%	<div><div></div></div>	16	39	3	0
Total Votes Cast	127	100.00%	<div><div></div></div>	35	87	5	0
Overvotes	0			0	0	0	0
Undervotes	50			28	20	2	0
Contest Totals	177			63	107	7	0

061

Proposed Constitutional Amendments - Proposition 1

Vote For 1

	TOTAL	VOTE %		Election Day	Early Voting	Ballot By Mail	Provision al Ballots
For	114	93.44%	<div><div></div></div>	31	63	20	0
Against	8	6.56%	<div><div></div></div>	2	5	1	0
Total Votes Cast	122	100.00%	<div><div></div></div>	33	68	21	0
Overvotes	0			0	0	0	0
Undervotes	4			0	0	4	0
Contest Totals	126			33	68	25	0

Proposed Constitutional Amendments - Proposition 2

Vote For 1

	TOTAL	VOTE %		Election Day	Early Voting	Ballot By Mail	Provision al Ballots
For	115	91.27%	<div><div></div></div>	32	62	21	0
Against	11	8.73%	<div><div></div></div>	1	6	4	0
Total Votes Cast	126	100.00%	<div><div></div></div>	33	68	25	0
Overvotes	0			0	0	0	0
Undervotes	0			0	0	0	0
Contest Totals	126			33	68	25	0

062

Proposed Constitutional Amendments - Proposition 1

Vote For 1

	TOTAL	VOTE %		Election Day	Early Voting	Ballot By Mail	Provision al Ballots
For	152	89.41%	<div><div></div></div>	73	42	37	0
Against	18	10.59%	<div><div></div></div>	9	5	4	0
Total Votes Cast	170	100.00%	<div><div></div></div>	82	47	41	0
Overvotes	0			0	0	0	0
Undervotes	1			1	0	0	0
Contest Totals	171			83	47	41	0

Proposed Constitutional Amendments - Proposition 2

Vote For 1

	TOTAL	VOTE %		Election Day	Early Voting	Ballot By Mail	Provision al Ballots
For	160	93.57%	<div><div></div></div>	78	42	40	0
Against	11	6.43%	<div><div></div></div>	5	5	1	0
Total Votes Cast	171	100.00%	<div><div></div></div>	83	47	41	0
Overvotes	0			0	0	0	0
Undervotes	0			0	0	0	0
Contest Totals	171			83	47	41	0

063

Proposed Constitutional Amendments - Proposition 1

Vote For 1

	TOTAL	VOTE %		Election Day	Early Voting	Ballot By Mail	Provision al Ballots
For	160	91.43%	<div><div></div></div>	45	68	44	3
Against	15	8.57%	<div><div></div></div>	7	4	4	0
Total Votes Cast	175	100.00%	<div><div></div></div>	52	72	48	3
Overvotes	0			0	0	0	0
Undervotes	1			0	0	1	0
Contest Totals	176			52	72	49	3

Proposed Constitutional Amendments - Proposition 2

Vote For 1

	TOTAL	VOTE %		Election Day	Early Voting	Ballot By Mail	Provision al Ballots
For	162	92.57%	<div><div></div></div>	46	67	46	3
Against	13	7.43%	<div><div></div></div>	6	4	3	0
Total Votes Cast	175	100.00%	<div><div></div></div>	52	71	49	3
Overvotes	0			0	0	0	0
Undervotes	1			0	1	0	0
Contest Totals	176			52	72	49	3

064

Proposed Constitutional Amendments - Proposition 1

Vote For 1

	TOTAL	VOTE %		Election Day	Early Voting	Ballot By Mail	Provision al Ballots
For	106	87.60%	<div><div></div></div>	35	47	24	0
Against	15	12.40%	<div><div></div></div>	9	3	3	0
Total Votes Cast	121	100.00%	<div><div></div></div>	44	50	27	0
Overvotes	0			0	0	0	0
Undervotes	1			0	0	1	0
Contest Totals	122			44	50	28	0

Proposed Constitutional Amendments - Proposition 2

Vote For 1

	TOTAL	VOTE %		Election Day	Early Voting	Ballot By Mail	Provision al Ballots
For	106	86.89%	<div><div></div></div>	36	44	26	0
Against	16	13.11%	<div><div></div></div>	8	6	2	0
Total Votes Cast	122	100.00%	<div><div></div></div>	44	50	28	0
Overvotes	0			0	0	0	0
Undervotes	0			0	0	0	0
Contest Totals	122			44	50	28	0

065

Proposed Constitutional Amendments - Proposition 1

Vote For 1

	TOTAL	VOTE %		Election Day	Early Voting	Ballot By Mail	Provision al Ballots
For	63	98.44%	<div><div></div></div>	16	39	8	0
Against	1	1.56%	<div><div></div></div>	0	1	0	0
Total Votes Cast	64	100.00%	<div><div></div></div>	16	40	8	0
Overvotes	0			0	0	0	0
Undervotes	0			0	0	0	0
Contest Totals	64			16	40	8	0

Proposed Constitutional Amendments - Proposition 2

Vote For 1

	TOTAL	VOTE %		Election Day	Early Voting	Ballot By Mail	Provision al Ballots
For	61	95.31%	<div><div></div></div>	15	39	7	0
Against	3	4.69%	<div><div></div></div>	1	1	1	0
Total Votes Cast	64	100.00%	<div><div></div></div>	16	40	8	0
Overvotes	0			0	0	0	0
Undervotes	0			0	0	0	0
Contest Totals	64			16	40	8	0

066

Proposed Constitutional Amendments - Proposition 1

Vote For 1

	TOTAL	VOTE %		Election Day	Early Voting	Ballot By Mail	Provision al Ballots
For	87	86.14%	<div><div></div></div>	30	40	17	0
Against	14	13.86%	<div><div></div></div>	3	9	2	0
Total Votes Cast	101	100.00%	<div><div></div></div>	33	49	19	0
Overvotes	0			0	0	0	0
Undervotes	4			1	1	2	0
Contest Totals	105			34	50	21	0

Proposed Constitutional Amendments - Proposition 2

Vote For 1

	TOTAL	VOTE %		Election Day	Early Voting	Ballot By Mail	Provision al Ballots
For	93	88.57%	<div><div></div></div>	30	45	18	0
Against	12	11.43%	<div><div></div></div>	4	5	3	0
Total Votes Cast	105	100.00%	<div><div></div></div>	34	50	21	0
Overvotes	0			0	0	0	0
Undervotes	0			0	0	0	0
Contest Totals	105			34	50	21	0

067

Proposed Constitutional Amendments - Proposition 1

Vote For 1

	TOTAL	VOTE %		Election Day	Early Voting	Ballot By Mail	Provision al Ballots
For	150	89.29%	<div><div></div></div>	36	66	48	0
Against	18	10.71%	<div><div></div></div>	3	9	6	0
Total Votes Cast	168	100.00%	<div><div></div></div>	39	75	54	0
Overvotes	0			0	0	0	0
Undervotes	0			0	0	0	0
Contest Totals	168			39	75	54	0

Proposed Constitutional Amendments - Proposition 2

Vote For 1

	TOTAL	VOTE %		Election Day	Early Voting	Ballot By Mail	Provision al Ballots
For	146	86.90%	<div><div></div></div>	36	66	44	0
Against	22	13.10%	<div><div></div></div>	3	9	10	0
Total Votes Cast	168	100.00%	<div><div></div></div>	39	75	54	0
Overvotes	0			0	0	0	0
Undervotes	0			0	0	0	0
Contest Totals	168			39	75	54	0

068

Proposed Constitutional Amendments - Proposition 1

Vote For 1

	TOTAL	VOTE %		Election Day	Early Voting	Ballot By Mail	Provision al Ballots
For	100	97.09%	<div><div></div></div>	34	53	13	0
Against	3	2.91%	<div><div></div></div>	2	1	0	0
Total Votes Cast	103	100.00%	<div><div></div></div>	36	54	13	0
Overvotes	0			0	0	0	0
Undervotes	1			0	0	1	0
Contest Totals	104			36	54	14	0

Proposed Constitutional Amendments - Proposition 2

Vote For 1

	TOTAL	VOTE %		Election Day	Early Voting	Ballot By Mail	Provision al Ballots
For	96	92.31%	<div><div></div></div>	31	52	13	0
Against	8	7.69%	<div><div></div></div>	5	2	1	0
Total Votes Cast	104	100.00%	<div><div></div></div>	36	54	14	0
Overvotes	0			0	0	0	0
Undervotes	0			0	0	0	0
Contest Totals	104			36	54	14	0

069

Proposed Constitutional Amendments - Proposition 1

Vote For 1

	TOTAL	VOTE %		Election Day	Early Voting	Ballot By Mail	Provision al Ballots
For	268	94.04%	<div><div></div></div>	98	135	35	0
Against	17	5.96%	<div><div></div></div>	6	9	2	0
Total Votes Cast	285	100.00%	<div><div></div></div>	104	144	37	0
Overvotes	0			0	0	0	0
Undervotes	3			1	2	0	0
Contest Totals	288			105	146	37	0

Proposed Constitutional Amendments - Proposition 2

Vote For 1

	TOTAL	VOTE %		Election Day	Early Voting	Ballot By Mail	Provision al Ballots
For	266	92.68%	<div><div></div></div>	97	135	34	0
Against	21	7.32%	<div><div></div></div>	7	11	3	0
Total Votes Cast	287	100.00%	<div><div></div></div>	104	146	37	0
Overvotes	0			0	0	0	0
Undervotes	1			1	0	0	0
Contest Totals	288			105	146	37	0

070

Proposed Constitutional Amendments - Proposition 1

Vote For 1

	TOTAL	VOTE %		Election Day	Early Voting	Ballot By Mail	Provision al Ballots
For	106	84.80%	<div><div></div></div>	39	40	26	1
Against	19	15.20%	<div><div></div></div>	11	5	3	0
Total Votes Cast	125	100.00%	<div><div></div></div>	50	45	29	1
Overvotes	0			0	0	0	0
Undervotes	0			0	0	0	0
Contest Totals	125			50	45	29	1

Proposed Constitutional Amendments - Proposition 2

Vote For 1

	TOTAL	VOTE %		Election Day	Early Voting	Ballot By Mail	Provision al Ballots
For	112	90.32%	<div><div></div></div>	43	42	26	1
Against	12	9.68%	<div><div></div></div>	7	3	2	0
Total Votes Cast	124	100.00%	<div><div></div></div>	50	45	28	1
Overvotes	0			0	0	0	0
Undervotes	1			0	0	1	0
Contest Totals	125			50	45	29	1

071

Proposed Constitutional Amendments - Proposition 1

Vote For 1

	TOTAL	VOTE %		Election Day	Early Voting	Ballot By Mail	Provision al Ballots
For	129	90.21%	<div><div></div></div>	44	52	32	1
Against	14	9.79%	<div><div></div></div>	7	7	0	0
Total Votes Cast	143	100.00%	<div><div></div></div>	51	59	32	1
Overvotes	0			0	0	0	0
Undervotes	0			0	0	0	0
Contest Totals	143			51	59	32	1

Proposed Constitutional Amendments - Proposition 2

Vote For 1

	TOTAL	VOTE %		Election Day	Early Voting	Ballot By Mail	Provision al Ballots
For	131	92.25%	<div><div></div></div>	46	52	32	1
Against	11	7.75%	<div><div></div></div>	5	6	0	0
Total Votes Cast	142	100.00%	<div><div></div></div>	51	58	32	1
Overvotes	0			0	0	0	0
Undervotes	1			0	1	0	0
Contest Totals	143			51	59	32	1

072

Proposed Constitutional Amendments - Proposition 1

Vote For 1

	TOTAL	VOTE %		Election Day	Early Voting	Ballot By Mail	Provision al Ballots
For	112	94.12%	<div><div></div></div>	31	53	26	2
Against	7	5.88%	<div><div></div></div>	2	3	2	0
Total Votes Cast	119	100.00%	<div><div></div></div>	33	56	28	2
Overvotes	0			0	0	0	0
Undervotes	1			0	1	0	0
Contest Totals	120			33	57	28	2

Proposed Constitutional Amendments - Proposition 2

Vote For 1

	TOTAL	VOTE %		Election Day	Early Voting	Ballot By Mail	Provision al Ballots
For	108	90.76%	<div><div></div></div>	28	54	24	2
Against	11	9.24%	<div><div></div></div>	5	3	3	0
Total Votes Cast	119	100.00%	<div><div></div></div>	33	57	27	2
Overvotes	0			0	0	0	0
Undervotes	1			0	0	1	0
Contest Totals	120			33	57	28	2

073

Proposed Constitutional Amendments - Proposition 1

Vote For 1

	TOTAL	VOTE %		Election Day	Early Voting	Ballot By Mail	Provision al Ballots
For	39	90.70%	<div><div></div></div>	12	20	7	0
Against	4	9.30%	<div><div></div></div>	1	3	0	0
Total Votes Cast	43	100.00%	<div><div></div></div>	13	23	7	0
Overvotes	0			0	0	0	0
Undervotes	0			0	0	0	0
Contest Totals	43			13	23	7	0

Proposed Constitutional Amendments - Proposition 2

Vote For 1

	TOTAL	VOTE %		Election Day	Early Voting	Ballot By Mail	Provision al Ballots
For	37	86.05%	<div><div></div></div>	11	21	5	0
Against	6	13.95%	<div><div></div></div>	2	2	2	0
Total Votes Cast	43	100.00%	<div><div></div></div>	13	23	7	0
Overvotes	0			0	0	0	0
Undervotes	0			0	0	0	0
Contest Totals	43			13	23	7	0

074

Proposed Constitutional Amendments - Proposition 1

Vote For 1

	TOTAL	VOTE %		Election Day	Early Voting	Ballot By Mail	Provision al Ballots
For	58	93.55%	<div><div></div></div>	26	25	7	0
Against	4	6.45%	<div><div></div></div>	4	0	0	0
Total Votes Cast	62	100.00%	<div><div></div></div>	30	25	7	0
Overvotes	0			0	0	0	0
Undervotes	0			0	0	0	0
Contest Totals	62			30	25	7	0

Proposed Constitutional Amendments - Proposition 2

Vote For 1

	TOTAL	VOTE %		Election Day	Early Voting	Ballot By Mail	Provision al Ballots
For	57	91.94%	<div><div></div></div>	25	25	7	0
Against	5	8.06%	<div><div></div></div>	5	0	0	0
Total Votes Cast	62	100.00%	<div><div></div></div>	30	25	7	0
Overvotes	0			0	0	0	0
Undervotes	0			0	0	0	0
Contest Totals	62			30	25	7	0

075

Proposed Constitutional Amendments - Proposition 1

Vote For 1

	TOTAL	VOTE %		Election Day	Early Voting	Ballot By Mail	Provision al Ballots
For	116	92.80%	<div><div></div></div>	48	41	26	1
Against	9	7.20%	<div><div></div></div>	2	3	4	0
Total Votes Cast	125	100.00%	<div><div></div></div>	50	44	30	1
Overvotes	0			0	0	0	0
Undervotes	1			1	0	0	0
Contest Totals	126			51	44	30	1

Proposed Constitutional Amendments - Proposition 2

Vote For 1

	TOTAL	VOTE %		Election Day	Early Voting	Ballot By Mail	Provision al Ballots
For	118	93.65%	<div><div></div></div>	46	43	28	1
Against	8	6.35%	<div><div></div></div>	5	1	2	0
Total Votes Cast	126	100.00%	<div><div></div></div>	51	44	30	1
Overvotes	0			0	0	0	0
Undervotes	0			0	0	0	0
Contest Totals	126			51	44	30	1

076

Proposed Constitutional Amendments - Proposition 1

Vote For 1

	TOTAL	VOTE %		Election Day	Early Voting	Ballot By Mail	Provision al Ballots
For	189	92.65%	<div><div></div></div>	47	106	36	0
Against	15	7.35%	<div><div></div></div>	4	6	5	0
Total Votes Cast	204	100.00%	<div><div></div></div>	51	112	41	0
Overvotes	0			0	0	0	0
Undervotes	0			0	0	0	0
Contest Totals	204			51	112	41	0

Proposed Constitutional Amendments - Proposition 2

Vote For 1

	TOTAL	VOTE %		Election Day	Early Voting	Ballot By Mail	Provision al Ballots
For	194	95.10%	<div><div></div></div>	46	109	39	0
Against	10	4.90%	<div><div></div></div>	5	3	2	0
Total Votes Cast	204	100.00%	<div><div></div></div>	51	112	41	0
Overvotes	0			0	0	0	0
Undervotes	0			0	0	0	0
Contest Totals	204			51	112	41	0

077

Proposed Constitutional Amendments - Proposition 1

Vote For 1

	TOTAL	VOTE %		Election Day	Early Voting	Ballot By Mail	Provision al Ballots
For	155	93.37%	<div><div></div></div>	50	78	27	0
Against	11	6.63%	<div><div></div></div>	2	7	2	0
Total Votes Cast	166	100.00%	<div><div></div></div>	52	85	29	0
Overvotes	0			0	0	0	0
Undervotes	1			0	1	0	0
Contest Totals	167			52	86	29	0

Proposed Constitutional Amendments - Proposition 2

Vote For 1

	TOTAL	VOTE %		Election Day	Early Voting	Ballot By Mail	Provision al Ballots
For	153	91.62%	<div><div></div></div>	48	78	27	0
Against	14	8.38%	<div><div></div></div>	4	8	2	0
Total Votes Cast	167	100.00%	<div><div></div></div>	52	86	29	0
Overvotes	0			0	0	0	0
Undervotes	0			0	0	0	0
Contest Totals	167			52	86	29	0

078

Proposed Constitutional Amendments - Proposition 1

Vote For 1

	TOTAL	VOTE %		Election Day	Early Voting	Ballot By Mail	Provision al Ballots
For	128	89.51%	<div><div></div></div>	56	58	14	0
Against	15	10.49%	<div><div></div></div>	8	5	2	0
Total Votes Cast	143	100.00%	<div><div></div></div>	64	63	16	0
Overvotes	0			0	0	0	0
Undervotes	3			1	1	1	0
Contest Totals	146			65	64	17	0

Proposed Constitutional Amendments - Proposition 2

Vote For 1

	TOTAL	VOTE %		Election Day	Early Voting	Ballot By Mail	Provision al Ballots
For	135	92.47%	<div><div></div></div>	61	59	15	0
Against	11	7.53%	<div><div></div></div>	4	5	2	0
Total Votes Cast	146	100.00%	<div><div></div></div>	65	64	17	0
Overvotes	0			0	0	0	0
Undervotes	0			0	0	0	0
Contest Totals	146			65	64	17	0

079

Proposed Constitutional Amendments - Proposition 1

Vote For 1

	TOTAL	VOTE %		Election Day	Early Voting	Ballot By Mail	Provision al Ballots
For	82	91.11%	<div><div></div></div>	29	33	20	0
Against	8	8.89%	<div><div></div></div>	3	1	4	0
Total Votes Cast	90	100.00%	<div><div></div></div>	32	34	24	0
Overvotes	0			0	0	0	0
Undervotes	0			0	0	0	0
Contest Totals	90			32	34	24	0

Proposed Constitutional Amendments - Proposition 2

Vote For 1

	TOTAL	VOTE %		Election Day	Early Voting	Ballot By Mail	Provision al Ballots
For	86	95.56%	<div><div></div></div>	32	33	21	0
Against	4	4.44%	<div><div></div></div>	0	1	3	0
Total Votes Cast	90	100.00%	<div><div></div></div>	32	34	24	0
Overvotes	0			0	0	0	0
Undervotes	0			0	0	0	0
Contest Totals	90			32	34	24	0

080

Proposed Constitutional Amendments - Proposition 1

Vote For 1

	TOTAL	VOTE %		Election Day	Early Voting	Ballot By Mail	Provisional Ballots
For	364	91.92%	<div><div></div></div>	113	217	33	1
Against	32	8.08%	<div><div></div></div>	9	20	3	0
Total Votes Cast	396	100.00%	<div><div></div></div>	122	237	36	1
Overvotes	0			0	0	0	0
Undervotes	13			6	7	0	0
Contest Totals	409			128	244	36	1

Proposed Constitutional Amendments - Proposition 2

Vote For 1

	TOTAL	VOTE %		Election Day	Early Voting	Ballot By Mail	Provisional Ballots
For	362	90.73%	<div><div></div></div>	116	213	32	1
Against	37	9.27%	<div><div></div></div>	9	24	4	0
Total Votes Cast	399	100.00%	<div><div></div></div>	125	237	36	1
Overvotes	0			0	0	0	0
Undervotes	10			3	7	0	0
Contest Totals	409			128	244	36	1

Allen, City of - Councilmember, Place No. 4 Allen

Vote For 1

	TOTAL	VOTE %		Election Day	Early Voting	Ballot By Mail	Provisional Ballots
Chris Schulmeister	290	76.92%	<div><div></div></div>	87	174	28	1
Nathan Polsky	87	23.08%	<div><div></div></div>	25	54	8	0
Total Votes Cast	377	100.00%	<div><div></div></div>	112	228	36	1
Overvotes	0			0	0	0	0
Undervotes	32			16	16	0	0
Contest Totals	409			128	244	36	1

Allen, City of - Councilmember, Place No. 6 Allen

Vote For 1

	TOTAL	VOTE %		Election Day	Early Voting	Ballot By Mail	Provisional Ballots
Srini Raghavan	160	42.11%	<div><div></div></div>	52	93	15	0
Ben Trahan	220	57.89%	<div><div></div></div>	62	137	20	1
Total Votes Cast	380	100.00%	<div><div></div></div>	114	230	35	1
Overvotes	0			0	0	0	0
Undervotes	29			14	14	1	0
Contest Totals	409			128	244	36	1

080

Allen ISD - School District Board of Trustees, Place 2 Allen

Vote For 1

	TOTAL	VOTE %		Election Day	Early Voting	Ballot By Mail	Provision al Ballots
Bill Parker	135	35.62%	<div><div></div></div>	40	81	13	1
Sam Abiog	137	36.15%	<div><div></div></div>	42	87	8	0
Christina Cabral	107	28.23%	<div><div></div></div>	36	58	13	0
Total Votes Cast	379	100.00%	<div><div></div></div>	118	226	34	1
Overvotes	0			0	0	0	0
Undervotes	30			10	18	2	0
Contest Totals	409			128	244	36	1

Allen ISD - School District Board of Trustees, Place 4 Allen

Vote For 1

	TOTAL	VOTE %		Election Day	Early Voting	Ballot By Mail	Provision al Ballots
Amy Gnadt	237	64.58%	<div><div></div></div>	74	140	22	1
Joe Boylan	130	35.42%	<div><div></div></div>	38	79	13	0
Total Votes Cast	367	100.00%	<div><div></div></div>	112	219	35	1
Overvotes	0			0	0	0	0
Undervotes	42			16	25	1	0
Contest Totals	409			128	244	36	1

Allen ISD - School District Board of Trustees, Place 5 Allen

Vote For 1

	TOTAL	VOTE %		Election Day	Early Voting	Ballot By Mail	Provision al Ballots
Elle Holland	153	40.26%	<div><div></div></div>	40	95	18	0
Snober Lakhani	92	24.21%	<div><div></div></div>	37	47	8	0
Kelley Rowley	135	35.53%	<div><div></div></div>	41	85	8	1
Total Votes Cast	380	100.00%	<div><div></div></div>	118	227	34	1
Overvotes	0			0	0	0	0
Undervotes	29			10	17	2	0
Contest Totals	409			128	244	36	1

081

Proposed Constitutional Amendments - Proposition 1

Vote For 1

	TOTAL	VOTE %		Election Day	Early Voting	Ballot By Mail	Provision al Ballots
For	109	96.46%	<div><div></div></div>	51	44	14	0
Against	4	3.54%	<div><div></div></div>	1	1	2	0
Total Votes Cast	113	100.00%	<div><div></div></div>	52	45	16	0
Overvotes	0			0	0	0	0
Undervotes	2			1	0	1	0
Contest Totals	115			53	45	17	0

Proposed Constitutional Amendments - Proposition 2

Vote For 1

	TOTAL	VOTE %		Election Day	Early Voting	Ballot By Mail	Provision al Ballots
For	108	93.91%	<div><div></div></div>	50	44	14	0
Against	7	6.09%	<div><div></div></div>	3	1	3	0
Total Votes Cast	115	100.00%	<div><div></div></div>	53	45	17	0
Overvotes	0			0	0	0	0
Undervotes	0			0	0	0	0
Contest Totals	115			53	45	17	0

082

Proposed Constitutional Amendments - Proposition 1

Vote For 1

	TOTAL	VOTE %		Election Day	Early Voting	Ballot By Mail	Provision al Ballots
For	203	91.03%	<div><div></div></div>	52	126	25	0
Against	20	8.97%	<div><div></div></div>	8	7	5	0
Total Votes Cast	223	100.00%	<div><div></div></div>	60	133	30	0
Overvotes	0			0	0	0	0
Undervotes	8			5	3	0	0
Contest Totals	231			65	136	30	0

Proposed Constitutional Amendments - Proposition 2

Vote For 1

	TOTAL	VOTE %		Election Day	Early Voting	Ballot By Mail	Provision al Ballots
For	208	92.86%	<div><div></div></div>	57	124	27	0
Against	16	7.14%	<div><div></div></div>	6	7	3	0
Total Votes Cast	224	100.00%	<div><div></div></div>	63	131	30	0
Overvotes	0			0	0	0	0
Undervotes	7			2	5	0	0
Contest Totals	231			65	136	30	0

Allen, City of - Councilmember, Place No. 4 Allen

Vote For 1

	TOTAL	VOTE %		Election Day	Early Voting	Ballot By Mail	Provision al Ballots
Chris Schulmeister	139	69.85%	<div><div></div></div>	36	85	18	0
Nathan Polsky	60	30.15%	<div><div></div></div>	20	34	6	0
Total Votes Cast	199	100.00%	<div><div></div></div>	56	119	24	0
Overvotes	0			0	0	0	0
Undervotes	32			9	17	6	0
Contest Totals	231			65	136	30	0

Allen, City of - Councilmember, Place No. 6 Allen

Vote For 1

	TOTAL	VOTE %		Election Day	Early Voting	Ballot By Mail	Provision al Ballots
Srini Raghavan	108	50.47%	<div><div></div></div>	35	66	7	0
Ben Trahan	106	49.53%	<div><div></div></div>	28	61	17	0
Total Votes Cast	214	100.00%	<div><div></div></div>	63	127	24	0
Overvotes	0			0	0	0	0
Undervotes	17			2	9	6	0
Contest Totals	231			65	136	30	0

082

Allen ISD - School District Board of Trustees, Place 2 Allen

Vote For 1

	TOTAL	VOTE %		Election Day	Early Voting	Ballot By Mail	Provisional Ballots
Bill Parker	68	32.85%	<div><div></div></div>	21	35	12	0
Sam Abiog	95	45.89%	<div><div></div></div>	27	62	6	0
Christina Cabral	44	21.26%	<div><div></div></div>	13	25	6	0
Total Votes Cast	207	100.00%	<div><div></div></div>	61	122	24	0
Overvotes	1			0	0	1	0
Undervotes	23			4	14	5	0
Contest Totals	231			65	136	30	0

Allen ISD - School District Board of Trustees, Place 4 Allen

Vote For 1

	TOTAL	VOTE %		Election Day	Early Voting	Ballot By Mail	Provisional Ballots
Amy Gnadt	117	60.00%	<div><div></div></div>	32	72	13	0
Joe Boylan	78	40.00%	<div><div></div></div>	23	43	12	0
Total Votes Cast	195	100.00%	<div><div></div></div>	55	115	25	0
Overvotes	0			0	0	0	0
Undervotes	36			10	21	5	0
Contest Totals	231			65	136	30	0

Allen ISD - School District Board of Trustees, Place 5 Allen

Vote For 1

	TOTAL	VOTE %		Election Day	Early Voting	Ballot By Mail	Provisional Ballots
Elle Holland	103	49.05%	<div><div></div></div>	31	62	10	0
Snober Lakhani	48	22.86%	<div><div></div></div>	19	28	1	0
Kelley Rowley	59	28.10%	<div><div></div></div>	12	33	14	0
Total Votes Cast	210	100.00%	<div><div></div></div>	62	123	25	0
Overvotes	0			0	0	0	0
Undervotes	21			3	13	5	0
Contest Totals	231			65	136	30	0

083

Proposed Constitutional Amendments - Proposition 1

Vote For 1

	TOTAL	VOTE %		Election Day	Early Voting	Ballot By Mail	Provision al Ballots
For	240	89.89%	<div><div></div></div>	91	105	44	0
Against	27	10.11%	<div><div></div></div>	8	12	7	0
Total Votes Cast	267	100.00%	<div><div></div></div>	99	117	51	0
Overvotes	0			0	0	0	0
Undervotes	0			0	0	0	0
Contest Totals	267			99	117	51	0

Proposed Constitutional Amendments - Proposition 2

Vote For 1

	TOTAL	VOTE %		Election Day	Early Voting	Ballot By Mail	Provision al Ballots
For	251	94.01%	<div><div></div></div>	94	113	44	0
Against	16	5.99%	<div><div></div></div>	5	4	7	0
Total Votes Cast	267	100.00%	<div><div></div></div>	99	117	51	0
Overvotes	0			0	0	0	0
Undervotes	0			0	0	0	0
Contest Totals	267			99	117	51	0

084

Proposed Constitutional Amendments - Proposition 1

Vote For 1

	TOTAL	VOTE %		Election Day	Early Voting	Ballot By Mail	Provision al Ballots
For	99	93.40%	<div><div></div></div>	55	18	24	2
Against	7	6.60%	<div><div></div></div>	5	0	2	0
Total Votes Cast	106	100.00%	<div><div></div></div>	60	18	26	2
Overvotes	0			0	0	0	0
Undervotes	1			1	0	0	0
Contest Totals	107			61	18	26	2

Proposed Constitutional Amendments - Proposition 2

Vote For 1

	TOTAL	VOTE %		Election Day	Early Voting	Ballot By Mail	Provision al Ballots
For	101	94.39%	<div><div></div></div>	57	18	24	2
Against	6	5.61%	<div><div></div></div>	4	0	2	0
Total Votes Cast	107	100.00%	<div><div></div></div>	61	18	26	2
Overvotes	0			0	0	0	0
Undervotes	0			0	0	0	0
Contest Totals	107			61	18	26	2

085

Proposed Constitutional Amendments - Proposition 1

Vote For 1

	TOTAL	VOTE %		Election Day	Early Voting	Ballot By Mail	Provision al Ballots
For	148	91.93%	<div><div></div></div>	63	53	32	0
Against	13	8.07%	<div><div></div></div>	7	1	5	0
Total Votes Cast	161	100.00%	<div><div></div></div>	70	54	37	0
Overvotes	0			0	0	0	0
Undervotes	0			0	0	0	0
Contest Totals	161			70	54	37	0

Proposed Constitutional Amendments - Proposition 2

Vote For 1

	TOTAL	VOTE %		Election Day	Early Voting	Ballot By Mail	Provision al Ballots
For	146	90.68%	<div><div></div></div>	64	51	31	0
Against	15	9.32%	<div><div></div></div>	6	3	6	0
Total Votes Cast	161	100.00%	<div><div></div></div>	70	54	37	0
Overvotes	0			0	0	0	0
Undervotes	0			0	0	0	0
Contest Totals	161			70	54	37	0

086

Proposed Constitutional Amendments - Proposition 1

Vote For 1

	TOTAL	VOTE %		Election Day	Early Voting	Ballot By Mail	Provision al Ballots
For	182	91.92%	<div><div></div></div>	66	83	33	0
Against	16	8.08%	<div><div></div></div>	2	11	3	0
Total Votes Cast	198	100.00%	<div><div></div></div>	68	94	36	0
Overvotes	0			0	0	0	0
Undervotes	2			1	0	1	0
Contest Totals	200			69	94	37	0

Proposed Constitutional Amendments - Proposition 2

Vote For 1

	TOTAL	VOTE %		Election Day	Early Voting	Ballot By Mail	Provision al Ballots
For	190	95.00%	<div><div></div></div>	68	87	35	0
Against	10	5.00%	<div><div></div></div>	1	7	2	0
Total Votes Cast	200	100.00%	<div><div></div></div>	69	94	37	0
Overvotes	0			0	0	0	0
Undervotes	0			0	0	0	0
Contest Totals	200			69	94	37	0

087

Proposed Constitutional Amendments - Proposition 1

Vote For 1

	TOTAL	VOTE %		Election Day	Early Voting	Ballot By Mail	Provision al Ballots
For	292	87.43%	<div><div></div></div>	140	152	0	0
Against	42	12.57%	<div><div></div></div>	23	19	0	0
Total Votes Cast	334	100.00%	<div><div></div></div>	163	171	0	0
Overvotes	0			0	0	0	0
Undervotes	52			17	35	0	0
Contest Totals	386			180	206	0	0

Proposed Constitutional Amendments - Proposition 2

Vote For 1

	TOTAL	VOTE %		Election Day	Early Voting	Ballot By Mail	Provision al Ballots
For	300	86.71%	<div><div></div></div>	143	157	0	0
Against	46	13.29%	<div><div></div></div>	21	25	0	0
Total Votes Cast	346	100.00%	<div><div></div></div>	164	182	0	0
Overvotes	0			0	0	0	0
Undervotes	40			16	24	0	0
Contest Totals	386			180	206	0	0

Frisco ISD - Trustee, Place 1 Frisco

Vote For 1

	TOTAL	VOTE %		Election Day	Early Voting	Ballot By Mail	Provision al Ballots
Angela Dunford	93	24.80%	<div><div></div></div>	38	55	0	0
Gopal Ponangi	282	75.20%	<div><div></div></div>	136	146	0	0
Total Votes Cast	375	100.00%	<div><div></div></div>	174	201	0	0
Overvotes	0			0	0	0	0
Undervotes	11			6	5	0	0
Contest Totals	386			180	206	0	0

Frisco ISD - Trustee, Place 2 Frisco

Vote For 1

	TOTAL	VOTE %		Election Day	Early Voting	Ballot By Mail	Provision al Ballots
Marvin B. Lowe	54	14.44%	<div><div></div></div>	24	30	0	0
Natalie Hebert	155	41.44%	<div><div></div></div>	67	88	0	0
Kelly Karthik	165	44.12%	<div><div></div></div>	87	78	0	0
Total Votes Cast	374	100.00%	<div><div></div></div>	178	196	0	0
Overvotes	0			0	0	0	0
Undervotes	12			2	10	0	0
Contest Totals	386			180	206	0	0

Summary Results Report
General and Special Election
May 7, 2022

FINAL RESULTS
SOVC
COLLIN COUNTY

087

Frisco ISD - Trustee, Place 3 Frisco

Vote For 1

	TOTAL	VOTE %		Election Day	Early Voting	Ballot By Mail	Provision al Ballots
Dustin Paschal	201	56.46%	<div><div></div></div>	92	109	0	0
Timothy Soto	15	4.21%	<div><div></div></div>	11	4	0	0
Stephanie Elad	140	39.33%	<div><div></div></div>	68	72	0	0
Total Votes Cast	356	100.00%	<div><div></div></div>	171	185	0	0
Overvotes	0			0	0	0	0
Undervotes	30			9	21	0	0
Contest Totals	386			180	206	0	0

088

Proposed Constitutional Amendments - Proposition 1

Vote For 1

	TOTAL	VOTE %		Election Day	Early Voting	Ballot By Mail	Provision al Ballots
For	25	83.33%	<div><div></div></div>	8	14	3	0
Against	5	16.67%	<div><div></div></div>	4	0	1	0
Total Votes Cast	30	100.00%	<div><div></div></div>	12	14	4	0
Overvotes	0			0	0	0	0
Undervotes	0			0	0	0	0
Contest Totals	30			12	14	4	0

Proposed Constitutional Amendments - Proposition 2

Vote For 1

	TOTAL	VOTE %		Election Day	Early Voting	Ballot By Mail	Provision al Ballots
For	26	86.67%	<div><div></div></div>	8	14	4	0
Against	4	13.33%	<div><div></div></div>	4	0	0	0
Total Votes Cast	30	100.00%	<div><div></div></div>	12	14	4	0
Overvotes	0			0	0	0	0
Undervotes	0			0	0	0	0
Contest Totals	30			12	14	4	0

089

Proposed Constitutional Amendments - Proposition 1

Vote For 1

	TOTAL	VOTE %		Election Day	Early Voting	Ballot By Mail	Provision al Ballots
For	141	92.76%	<div><div></div></div>	43	64	34	0
Against	11	7.24%	<div><div></div></div>	3	7	1	0
Total Votes Cast	152	100.00%	<div><div></div></div>	46	71	35	0
Overvotes	0			0	0	0	0
Undervotes	1			0	0	1	0
Contest Totals	153			46	71	36	0

Proposed Constitutional Amendments - Proposition 2

Vote For 1

	TOTAL	VOTE %		Election Day	Early Voting	Ballot By Mail	Provision al Ballots
For	147	96.08%	<div><div></div></div>	44	67	36	0
Against	6	3.92%	<div><div></div></div>	2	4	0	0
Total Votes Cast	153	100.00%	<div><div></div></div>	46	71	36	0
Overvotes	0			0	0	0	0
Undervotes	0			0	0	0	0
Contest Totals	153			46	71	36	0

090

Proposed Constitutional Amendments - Proposition 1

Vote For 1

	TOTAL	VOTE %		Election Day	Early Voting	Ballot By Mail	Provision al Ballots
For	169	97.13%	<div><div></div></div>	52	80	37	0
Against	5	2.87%	<div><div></div></div>	1	2	2	0
Total Votes Cast	174	100.00%	<div><div></div></div>	53	82	39	0
Overvotes	0			0	0	0	0
Undervotes	5			2	3	0	0
Contest Totals	179			55	85	39	0

Proposed Constitutional Amendments - Proposition 2

Vote For 1

	TOTAL	VOTE %		Election Day	Early Voting	Ballot By Mail	Provision al Ballots
For	171	96.07%	<div><div></div></div>	52	81	38	0
Against	7	3.93%	<div><div></div></div>	3	3	1	0
Total Votes Cast	178	100.00%	<div><div></div></div>	55	84	39	0
Overvotes	0			0	0	0	0
Undervotes	1			0	1	0	0
Contest Totals	179			55	85	39	0

091

Proposed Constitutional Amendments - Proposition 1

Vote For 1

	TOTAL	VOTE %		Election Day	Early Voting	Ballot By Mail	Provision al Ballots
For	104	87.40%	<div><div></div></div>	45	48	11	0
Against	15	12.60%	<div><div></div></div>	2	11	2	0
Total Votes Cast	119	100.00%	<div><div></div></div>	47	59	13	0
Overvotes	0			0	0	0	0
Undervotes	1			1	0	0	0
Contest Totals	120			48	59	13	0

Proposed Constitutional Amendments - Proposition 2

Vote For 1

	TOTAL	VOTE %		Election Day	Early Voting	Ballot By Mail	Provision al Ballots
For	101	84.17%	<div><div></div></div>	42	46	13	0
Against	19	15.83%	<div><div></div></div>	6	13	0	0
Total Votes Cast	120	100.00%	<div><div></div></div>	48	59	13	0
Overvotes	0			0	0	0	0
Undervotes	0			0	0	0	0
Contest Totals	120			48	59	13	0

092

Proposed Constitutional Amendments - Proposition 1

Vote For 1

	TOTAL	VOTE %		Election Day	Early Voting	Ballot By Mail	Provision al Ballots
For	204	89.87%	<div><div></div></div>	59	112	33	0
Against	23	10.13%	<div><div></div></div>	10	11	2	0
Total Votes Cast	227	100.00%	<div><div></div></div>	69	123	35	0
Overvotes	0			0	0	0	0
Undervotes	15			4	10	1	0
Contest Totals	242			73	133	36	0

Proposed Constitutional Amendments - Proposition 2

Vote For 1

	TOTAL	VOTE %		Election Day	Early Voting	Ballot By Mail	Provision al Ballots
For	201	86.27%	<div><div></div></div>	62	111	28	0
Against	32	13.73%	<div><div></div></div>	10	14	8	0
Total Votes Cast	233	100.00%	<div><div></div></div>	72	125	36	0
Overvotes	0			0	0	0	0
Undervotes	9			1	8	0	0
Contest Totals	242			73	133	36	0

Frisco ISD - Trustee, Place 1 Frisco

Vote For 1

	TOTAL	VOTE %		Election Day	Early Voting	Ballot By Mail	Provision al Ballots
Angela Dunford	96	42.29%	<div><div></div></div>	31	51	14	0
Gopal Ponangi	131	57.71%	<div><div></div></div>	38	77	16	0
Total Votes Cast	227	100.00%	<div><div></div></div>	69	128	30	0
Overvotes	0			0	0	0	0
Undervotes	15			4	5	6	0
Contest Totals	242			73	133	36	0

Frisco ISD - Trustee, Place 2 Frisco

Vote For 1

	TOTAL	VOTE %		Election Day	Early Voting	Ballot By Mail	Provision al Ballots
Marvin B. Lowe	83	36.24%	<div><div></div></div>	28	46	9	0
Natalie Hebert	102	44.54%	<div><div></div></div>	29	61	12	0
Kelly Karthik	44	19.21%	<div><div></div></div>	14	22	8	0
Total Votes Cast	229	100.00%	<div><div></div></div>	71	129	29	0
Overvotes	0			0	0	0	0
Undervotes	13			2	4	7	0
Contest Totals	242			73	133	36	0

Summary Results Report
General and Special Election
May 7, 2022

FINAL RESULTS
SOVC
COLLIN COUNTY

092

Frisco ISD - Trustee, Place 3 Frisco

Vote For 1

	TOTAL	VOTE %		Election Day	Early Voting	Ballot By Mail	Provision al Ballots
Dustin Paschal	118	51.98%	<div><div></div></div>	35	75	8	0
Timothy Soto	13	5.73%	<div><div></div></div>	6	3	4	0
Stephanie Elad	96	42.29%	<div><div></div></div>	30	51	15	0
Total Votes Cast	227	100.00%	<div><div></div></div>	71	129	27	0
Overvotes	0			0	0	0	0
Undervotes	15			2	4	9	0
Contest Totals	242			73	133	36	0

093

Proposed Constitutional Amendments - Proposition 1

Vote For 1

	TOTAL	VOTE %		Election Day	Early Voting	Ballot By Mail	Provision al Ballots
For	10	100.00%	<div><div></div></div>	0	6	4	0
Against	0	0.00%	<div><div></div></div>	0	0	0	0
Total Votes Cast	10	100.00%	<div><div></div></div>	0	6	4	0
Overvotes	0			0	0	0	0
Undervotes	0			0	0	0	0
Contest Totals	10			0	6	4	0

Proposed Constitutional Amendments - Proposition 2

Vote For 1

	TOTAL	VOTE %		Election Day	Early Voting	Ballot By Mail	Provision al Ballots
For	10	100.00%	<div><div></div></div>	0	6	4	0
Against	0	0.00%	<div><div></div></div>	0	0	0	0
Total Votes Cast	10	100.00%	<div><div></div></div>	0	6	4	0
Overvotes	0			0	0	0	0
Undervotes	0			0	0	0	0
Contest Totals	10			0	6	4	0

Trenton ISD - Proposition A

Vote For 1

	TOTAL	VOTE %		Election Day	Early Voting	Ballot By Mail	Provision al Ballots
For	0	0.00%	<div><div></div></div>	0	0	0	0
Against	1	100.00%	<div><div></div></div>	0	1	0	0
Total Votes Cast	1	100.00%	<div><div></div></div>	0	1	0	0
Overvotes	0			0	0	0	0
Undervotes	0			0	0	0	0
Contest Totals	1			0	1	0	0

Trenton ISD - Proposition B

Vote For 1

	TOTAL	VOTE %		Election Day	Early Voting	Ballot By Mail	Provision al Ballots
For	0	0.00%	<div><div></div></div>	0	0	0	0
Against	1	100.00%	<div><div></div></div>	0	1	0	0
Total Votes Cast	1	100.00%	<div><div></div></div>	0	1	0	0
Overvotes	0			0	0	0	0
Undervotes	0			0	0	0	0
Contest Totals	1			0	1	0	0

093

Trenton ISD - Proposition C

Vote For 1

	TOTAL	VOTE %		Election Day	Early Voting	Ballot By Mail	Provision al Ballots
For	0	0.00%	<div><div></div></div>	0	0	0	0
Against	1	100.00%	<div><div></div></div>	0	1	0	0
Total Votes Cast	1	100.00%	<div><div></div></div>	0	1	0	0
Overvotes	0			0	0	0	0
Undervotes	0			0	0	0	0
Contest Totals	1			0	1	0	0

Whitewright ISD - School Board Trustee Whitewright

Vote For 3

	TOTAL	VOTE %		Election Day	Early Voting	Ballot By Mail	Provision al Ballots
Linda Jester	1	33.33%	<div><div></div></div>	0	1	0	0
Marven Arterberry	1	33.33%	<div><div></div></div>	0	1	0	0
Tommy Lee Henderson	1	33.33%	<div><div></div></div>	0	1	0	0
Justin Minzenmayer	0	0.00%	<div><div></div></div>	0	0	0	0
Total Votes Cast	3	100.00%	<div><div></div></div>	0	3	0	0
Overvotes	0			0	0	0	0
Undervotes	0			0	0	0	0
Contest Totals	3			0	3	0	0

Whitewright ISD - Proposition A

Vote For 1

	TOTAL	VOTE %		Election Day	Early Voting	Ballot By Mail	Provision al Ballots
For	0	0.00%	<div><div></div></div>	0	0	0	0
Against	1	100.00%	<div><div></div></div>	0	1	0	0
Total Votes Cast	1	100.00%	<div><div></div></div>	0	1	0	0
Overvotes	0			0	0	0	0
Undervotes	0			0	0	0	0
Contest Totals	1			0	1	0	0

094

Proposed Constitutional Amendments - Proposition 1

Vote For 1

	TOTAL	VOTE %		Election Day	Early Voting	Ballot By Mail	Provision al Ballots
For	162	93.64%	<div><div></div></div>	58	76	28	0
Against	11	6.36%	<div><div></div></div>	4	2	5	0
Total Votes Cast	173	100.00%	<div><div></div></div>	62	78	33	0
Overvotes	0			0	0	0	0
Undervotes	0			0	0	0	0
Contest Totals	173			62	78	33	0

Proposed Constitutional Amendments - Proposition 2

Vote For 1

	TOTAL	VOTE %		Election Day	Early Voting	Ballot By Mail	Provision al Ballots
For	159	91.91%	<div><div></div></div>	59	68	32	0
Against	14	8.09%	<div><div></div></div>	3	10	1	0
Total Votes Cast	173	100.00%	<div><div></div></div>	62	78	33	0
Overvotes	0			0	0	0	0
Undervotes	0			0	0	0	0
Contest Totals	173			62	78	33	0

095

Proposed Constitutional Amendments - Proposition 1

Vote For 1

	TOTAL	VOTE %		Election Day	Early Voting	Ballot By Mail	Provision al Ballots
For	315	90.00%	<div><div></div></div>	96	205	14	0
Against	35	10.00%	<div><div></div></div>	10	22	3	0
Total Votes Cast	350	100.00%	<div><div></div></div>	106	227	17	0
Overvotes	0			0	0	0	0
Undervotes	7			3	3	1	0
Contest Totals	357			109	230	18	0

Proposed Constitutional Amendments - Proposition 2

Vote For 1

	TOTAL	VOTE %		Election Day	Early Voting	Ballot By Mail	Provision al Ballots
For	321	92.24%	<div><div></div></div>	98	208	15	0
Against	27	7.76%	<div><div></div></div>	5	19	3	0
Total Votes Cast	348	100.00%	<div><div></div></div>	103	227	18	0
Overvotes	0			0	0	0	0
Undervotes	9			6	3	0	0
Contest Totals	357			109	230	18	0

Allen, City of - Councilmember, Place No. 4 Allen

Vote For 1

	TOTAL	VOTE %		Election Day	Early Voting	Ballot By Mail	Provision al Ballots
Chris Schulmeister	260	78.08%	<div><div></div></div>	85	162	13	0
Nathan Polsky	73	21.92%	<div><div></div></div>	16	53	4	0
Total Votes Cast	333	100.00%	<div><div></div></div>	101	215	17	0
Overvotes	0			0	0	0	0
Undervotes	24			8	15	1	0
Contest Totals	357			109	230	18	0

Allen, City of - Councilmember, Place No. 6 Allen

Vote For 1

	TOTAL	VOTE %		Election Day	Early Voting	Ballot By Mail	Provision al Ballots
Srini Raghavan	150	44.91%	<div><div></div></div>	35	107	8	0
Ben Trahan	184	55.09%	<div><div></div></div>	67	108	9	0
Total Votes Cast	334	100.00%	<div><div></div></div>	102	215	17	0
Overvotes	0			0	0	0	0
Undervotes	23			7	15	1	0
Contest Totals	357			109	230	18	0

095

Allen ISD - School District Board of Trustees, Place 2 Allen

Vote For 1

	TOTAL	VOTE %		Election Day	Early Voting	Ballot By Mail	Provision al Ballots
Bill Parker	92	27.46%	<div><div></div></div>	19	65	8	0
Sam Abiog	135	40.30%	<div><div></div></div>	34	97	4	0
Christina Cabral	108	32.24%	<div><div></div></div>	52	51	5	0
Total Votes Cast	335	100.00%	<div><div></div></div>	105	213	17	0
Overvotes	0			0	0	0	0
Undervotes	22			4	17	1	0
Contest Totals	357			109	230	18	0

Allen ISD - School District Board of Trustees, Place 4 Allen

Vote For 1

	TOTAL	VOTE %		Election Day	Early Voting	Ballot By Mail	Provision al Ballots
Amy Gnadt	205	63.27%	<div><div></div></div>	48	147	10	0
Joe Boylan	119	36.73%	<div><div></div></div>	51	61	7	0
Total Votes Cast	324	100.00%	<div><div></div></div>	99	208	17	0
Overvotes	0			0	0	0	0
Undervotes	33			10	22	1	0
Contest Totals	357			109	230	18	0

Allen ISD - School District Board of Trustees, Place 5 Allen

Vote For 1

	TOTAL	VOTE %		Election Day	Early Voting	Ballot By Mail	Provision al Ballots
Elle Holland	142	42.39%	<div><div></div></div>	36	102	4	0
Snober Lakhani	90	26.87%	<div><div></div></div>	44	44	2	0
Kelley Rowley	103	30.75%	<div><div></div></div>	23	69	11	0
Total Votes Cast	335	100.00%	<div><div></div></div>	103	215	17	0
Overvotes	0			0	0	0	0
Undervotes	22			6	15	1	0
Contest Totals	357			109	230	18	0

096

Proposed Constitutional Amendments - Proposition 1

Vote For 1

	TOTAL	VOTE %		Election Day	Early Voting	Ballot By Mail	Provision al Ballots
For	30	96.77%	<div><div></div></div>	14	15	1	0
Against	1	3.23%	<div><div></div></div>	0	1	0	0
Total Votes Cast	31	100.00%	<div><div></div></div>	14	16	1	0
Overvotes	0			0	0	0	0
Undervotes	0			0	0	0	0
Contest Totals	31			14	16	1	0

Proposed Constitutional Amendments - Proposition 2

Vote For 1

	TOTAL	VOTE %		Election Day	Early Voting	Ballot By Mail	Provision al Ballots
For	30	96.77%	<div><div></div></div>	13	16	1	0
Against	1	3.23%	<div><div></div></div>	1	0	0	0
Total Votes Cast	31	100.00%	<div><div></div></div>	14	16	1	0
Overvotes	0			0	0	0	0
Undervotes	0			0	0	0	0
Contest Totals	31			14	16	1	0

North Collin Special Utility District - Director NORTH COLLIN SPECIAL UTILITY DISTRICT

Vote For 2

	TOTAL	VOTE %		Election Day	Early Voting	Ballot By Mail	Provision al Ballots
Debbie Herbst	0			0	0	0	0
Scott Morrissey	0			0	0	0	0
Ellen Hartley	0			0	0	0	0
Total Votes Cast	0			0	0	0	0
Overvotes	0			0	0	0	0
Undervotes	0			0	0	0	0
Contest Totals	0			0	0	0	0

097

Proposed Constitutional Amendments - Proposition 1

Vote For 1

	TOTAL	VOTE %		Election Day	Early Voting	Ballot By Mail	Provision al Ballots
For	146	88.48%	<div><div></div></div>	28	101	17	0
Against	19	11.52%	<div><div></div></div>	3	14	2	0
Total Votes Cast	165	100.00%	<div><div></div></div>	31	115	19	0
Overvotes	0			0	0	0	0
Undervotes	1			0	1	0	0
Contest Totals	166			31	116	19	0

Proposed Constitutional Amendments - Proposition 2

Vote For 1

	TOTAL	VOTE %		Election Day	Early Voting	Ballot By Mail	Provision al Ballots
For	154	92.77%	<div><div></div></div>	25	110	19	0
Against	12	7.23%	<div><div></div></div>	6	6	0	0
Total Votes Cast	166	100.00%	<div><div></div></div>	31	116	19	0
Overvotes	0			0	0	0	0
Undervotes	0			0	0	0	0
Contest Totals	166			31	116	19	0

098

Proposed Constitutional Amendments - Proposition 1

Vote For 1

	TOTAL	VOTE %		Election Day	Early Voting	Ballot By Mail	Provisional Ballots
For	93	84.55%	<div><div></div></div>	12	38	43	0
Against	17	15.45%	<div><div></div></div>	2	9	6	0
Total Votes Cast	110	100.00%	<div><div></div></div>	14	47	49	0
Overvotes	0			0	0	0	0
Undervotes	2			0	2	0	0
Contest Totals	112			14	49	49	0

Proposed Constitutional Amendments - Proposition 2

Vote For 1

	TOTAL	VOTE %		Election Day	Early Voting	Ballot By Mail	Provisional Ballots
For	96	85.71%	<div><div></div></div>	11	42	43	0
Against	16	14.29%	<div><div></div></div>	3	7	6	0
Total Votes Cast	112	100.00%	<div><div></div></div>	14	49	49	0
Overvotes	0			0	0	0	0
Undervotes	0			0	0	0	0
Contest Totals	112			14	49	49	0

Lovejoy ISD - Trustee, Position 1 Lovejoy

Vote For 1

	TOTAL	VOTE %		Election Day	Early Voting	Ballot By Mail	Provisional Ballots
Randy Naidoo	5	13.51%	<div><div></div></div>	4	1	0	0
Julie McLaughlin	32	86.49%	<div><div></div></div>	2	25	5	0
Total Votes Cast	37	100.00%	<div><div></div></div>	6	26	5	0
Overvotes	0			0	0	0	0
Undervotes	1			0	0	1	0
Contest Totals	38			6	26	6	0

Lovejoy ISD - Trustee, Position 2 Lovejoy

Vote For 1

	TOTAL	VOTE %		Election Day	Early Voting	Ballot By Mail	Provisional Ballots
Amy Smith	34	100.00%	<div><div></div></div>	6	23	5	0
Total Votes Cast	34	100.00%	<div><div></div></div>	6	23	5	0
Overvotes	0			0	0	0	0
Undervotes	4			0	3	1	0
Contest Totals	38			6	26	6	0

098

Lovejoy ISD - Trustee, Position 3 Lovejoy							
Vote For 1							
	TOTAL	VOTE %		Election Day	Early Voting	Ballot By Mail	Provision al Ballots
Jeff Wood	33	100.00%	<div></div>	6	22	5	0
Total Votes Cast	33	100.00%	<div></div>	6	22	5	0
Overvotes	0			0	0	0	0
Undervotes	5			0	4	1	0
Contest Totals	38			6	26	6	0

099

Proposed Constitutional Amendments - Proposition 1

Vote For 1

	TOTAL	VOTE %		Election Day	Early Voting	Ballot By Mail	Provision al Ballots
For	7	100.00%	<div><div></div></div>	2	5	0	0
Against	0	0.00%	<div><div></div></div>	0	0	0	0
Total Votes Cast	7	100.00%	<div><div></div></div>	2	5	0	0
Overvotes	0			0	0	0	0
Undervotes	0			0	0	0	0
Contest Totals	7			2	5	0	0

Proposed Constitutional Amendments - Proposition 2

Vote For 1

	TOTAL	VOTE %		Election Day	Early Voting	Ballot By Mail	Provision al Ballots
For	6	85.71%	<div><div></div></div>	2	4	0	0
Against	1	14.29%	<div><div></div></div>	0	1	0	0
Total Votes Cast	7	100.00%	<div><div></div></div>	2	5	0	0
Overvotes	0			0	0	0	0
Undervotes	0			0	0	0	0
Contest Totals	7			2	5	0	0

100

Proposed Constitutional Amendments - Proposition 1

Vote For 1

	TOTAL	VOTE %	Election Day	Early Voting	Ballot By Mail	Provision al Ballots
For	0		0	0	0	0
Against	0		0	0	0	0
Total Votes Cast	0		0	0	0	0
Overvotes	0		0	0	0	0
Undervotes	0		0	0	0	0
Contest Totals	0		0	0	0	0

Proposed Constitutional Amendments - Proposition 2

Vote For 1

	TOTAL	VOTE %	Election Day	Early Voting	Ballot By Mail	Provision al Ballots
For	0		0	0	0	0
Against	0		0	0	0	0
Total Votes Cast	0		0	0	0	0
Overvotes	0		0	0	0	0
Undervotes	0		0	0	0	0
Contest Totals	0		0	0	0	0

North Collin Special Utility District - Director NORTH COLLIN SPECIAL UTILITY DISTRICT

Vote For 2

	TOTAL	VOTE %	Election Day	Early Voting	Ballot By Mail	Provision al Ballots
Debbie Herbst	0		0	0	0	0
Scott Morrissey	0		0	0	0	0
Ellen Hartley	0		0	0	0	0
Total Votes Cast	0		0	0	0	0
Overvotes	0		0	0	0	0
Undervotes	0		0	0	0	0
Contest Totals	0		0	0	0	0

101

Proposed Constitutional Amendments - Proposition 1

Vote For 1

	TOTAL	VOTE %		Election Day	Early Voting	Ballot By Mail	Provisional Ballots
For	301	90.66%	<div><div></div></div>	103	178	20	0
Against	31	9.34%	<div><div></div></div>	18	13	0	0
Total Votes Cast	332	100.00%	<div><div></div></div>	121	191	20	0
Overvotes	0			0	0	0	0
Undervotes	21			10	11	0	0
Contest Totals	353			131	202	20	0

Proposed Constitutional Amendments - Proposition 2

Vote For 1

	TOTAL	VOTE %		Election Day	Early Voting	Ballot By Mail	Provisional Ballots
For	315	93.20%	<div><div></div></div>	113	184	18	0
Against	23	6.80%	<div><div></div></div>	11	10	2	0
Total Votes Cast	338	100.00%	<div><div></div></div>	124	194	20	0
Overvotes	0			0	0	0	0
Undervotes	15			7	8	0	0
Contest Totals	353			131	202	20	0

Frisco ISD - Trustee, Place 1 Frisco

Vote For 1

	TOTAL	VOTE %		Election Day	Early Voting	Ballot By Mail	Provisional Ballots
Angela Dunford	201	59.64%	<div><div></div></div>	80	108	13	0
Gopal Ponangi	136	40.36%	<div><div></div></div>	44	85	7	0
Total Votes Cast	337	100.00%	<div><div></div></div>	124	193	20	0
Overvotes	0			0	0	0	0
Undervotes	16			7	9	0	0
Contest Totals	353			131	202	20	0

Frisco ISD - Trustee, Place 2 Frisco

Vote For 1

	TOTAL	VOTE %		Election Day	Early Voting	Ballot By Mail	Provisional Ballots
Marvin B. Lowe	150	44.38%	<div><div></div></div>	63	84	3	0
Natalie Hebert	127	37.57%	<div><div></div></div>	42	75	10	0
Kelly Karthik	61	18.05%	<div><div></div></div>	19	35	7	0
Total Votes Cast	338	100.00%	<div><div></div></div>	124	194	20	0
Overvotes	0			0	0	0	0
Undervotes	15			7	8	0	0
Contest Totals	353			131	202	20	0

Summary Results Report
General and Special Election
May 7, 2022

FINAL RESULTS
SOVC
COLLIN COUNTY

101

Frisco ISD - Trustee, Place 3 Frisco

Vote For 1

	TOTAL	VOTE %		Election Day	Early Voting	Ballot By Mail	Provision al Ballots
Dustin Paschal	136	40.60%	<div><div></div></div>	50	75	11	0
Timothy Soto	11	3.28%	<div><div></div></div>	6	4	1	0
Stephanie Elad	188	56.12%	<div><div></div></div>	67	113	8	0
Total Votes Cast	335	100.00%	<div><div></div></div>	123	192	20	0
Overvotes	0			0	0	0	0
Undervotes	18			8	10	0	0
Contest Totals	353			131	202	20	0

102

Proposed Constitutional Amendments - Proposition 1

Vote For 1

	TOTAL	VOTE %		Election Day	Early Voting	Ballot By Mail	Provision al Ballots
For	191	91.83%	<div><div></div></div>	55	108	27	1
Against	17	8.17%	<div><div></div></div>	11	1	5	0
Total Votes Cast	208	100.00%	<div><div></div></div>	66	109	32	1
Overvotes	0			0	0	0	0
Undervotes	0			0	0	0	0
Contest Totals	208			66	109	32	1

Proposed Constitutional Amendments - Proposition 2

Vote For 1

	TOTAL	VOTE %		Election Day	Early Voting	Ballot By Mail	Provision al Ballots
For	194	93.27%	<div><div></div></div>	58	105	30	1
Against	14	6.73%	<div><div></div></div>	8	4	2	0
Total Votes Cast	208	100.00%	<div><div></div></div>	66	109	32	1
Overvotes	0			0	0	0	0
Undervotes	0			0	0	0	0
Contest Totals	208			66	109	32	1

103

Proposed Constitutional Amendments - Proposition 1

Vote For 1

	TOTAL	VOTE %		Election Day	Early Voting	Ballot By Mail	Provision al Ballots
For	35	85.37%	<div><div></div></div>	8	22	5	0
Against	6	14.63%	<div><div></div></div>	4	1	1	0
Total Votes Cast	41	100.00%	<div><div></div></div>	12	23	6	0
Overvotes	0			0	0	0	0
Undervotes	0			0	0	0	0
Contest Totals	41			12	23	6	0

Proposed Constitutional Amendments - Proposition 2

Vote For 1

	TOTAL	VOTE %		Election Day	Early Voting	Ballot By Mail	Provision al Ballots
For	39	95.12%	<div><div></div></div>	11	22	6	0
Against	2	4.88%	<div><div></div></div>	1	1	0	0
Total Votes Cast	41	100.00%	<div><div></div></div>	12	23	6	0
Overvotes	0			0	0	0	0
Undervotes	0			0	0	0	0
Contest Totals	41			12	23	6	0

104

Proposed Constitutional Amendments - Proposition 1

Vote For 1

	TOTAL	VOTE %		Election Day	Early Voting	Ballot By Mail	Provision al Ballots
For	28	96.55%	<div><div></div></div>	12	12	4	0
Against	1	3.45%	<div><div></div></div>	1	0	0	0
Total Votes Cast	29	100.00%	<div><div></div></div>	13	12	4	0
Overvotes	0			0	0	0	0
Undervotes	0			0	0	0	0
Contest Totals	29			13	12	4	0

Proposed Constitutional Amendments - Proposition 2

Vote For 1

	TOTAL	VOTE %		Election Day	Early Voting	Ballot By Mail	Provision al Ballots
For	25	86.21%	<div><div></div></div>	12	11	2	0
Against	4	13.79%	<div><div></div></div>	1	1	2	0
Total Votes Cast	29	100.00%	<div><div></div></div>	13	12	4	0
Overvotes	0			0	0	0	0
Undervotes	0			0	0	0	0
Contest Totals	29			13	12	4	0

105

Proposed Constitutional Amendments - Proposition 1

Vote For 1

	TOTAL	VOTE %		Election Day	Early Voting	Ballot By Mail	Provision al Ballots
For	1	100.00%	<div></div>	1	0	0	0
Against	0	0.00%	<div></div>	0	0	0	0
Total Votes Cast	1	100.00%	<div></div>	1	0	0	0
Overvotes	0			0	0	0	0
Undervotes	0			0	0	0	0
Contest Totals	1			1	0	0	0

Proposed Constitutional Amendments - Proposition 2

Vote For 1

	TOTAL	VOTE %		Election Day	Early Voting	Ballot By Mail	Provision al Ballots
For	1	100.00%	<div></div>	1	0	0	0
Against	0	0.00%	<div></div>	0	0	0	0
Total Votes Cast	1	100.00%	<div></div>	1	0	0	0
Overvotes	0			0	0	0	0
Undervotes	0			0	0	0	0
Contest Totals	1			1	0	0	0

106

Proposed Constitutional Amendments - Proposition 1

Vote For 1

	TOTAL	VOTE %		Election Day	Early Voting	Ballot By Mail	Provision al Ballots
For	185	88.94%	<div><div></div></div>	52	128	5	0
Against	23	11.06%	<div><div></div></div>	7	12	4	0
Total Votes Cast	208	100.00%	<div><div></div></div>	59	140	9	0
Overvotes	0			0	0	0	0
Undervotes	6			1	5	0	0
Contest Totals	214			60	145	9	0

Proposed Constitutional Amendments - Proposition 2

Vote For 1

	TOTAL	VOTE %		Election Day	Early Voting	Ballot By Mail	Provision al Ballots
For	193	91.47%	<div><div></div></div>	50	134	9	0
Against	18	8.53%	<div><div></div></div>	10	8	0	0
Total Votes Cast	211	100.00%	<div><div></div></div>	60	142	9	0
Overvotes	0			0	0	0	0
Undervotes	3			0	3	0	0
Contest Totals	214			60	145	9	0

Allen, City of - Councilmember, Place No. 4 Allen

Vote For 1

	TOTAL	VOTE %		Election Day	Early Voting	Ballot By Mail	Provision al Ballots
Chris Schulmeister	151	79.06%	<div><div></div></div>	42	105	4	0
Nathan Polsky	40	20.94%	<div><div></div></div>	11	27	2	0
Total Votes Cast	191	100.00%	<div><div></div></div>	53	132	6	0
Overvotes	0			0	0	0	0
Undervotes	23			7	13	3	0
Contest Totals	214			60	145	9	0

Allen, City of - Councilmember, Place No. 6 Allen

Vote For 1

	TOTAL	VOTE %		Election Day	Early Voting	Ballot By Mail	Provision al Ballots
Srini Raghavan	82	41.21%	<div><div></div></div>	18	60	4	0
Ben Trahan	117	58.79%	<div><div></div></div>	39	77	1	0
Total Votes Cast	199	100.00%	<div><div></div></div>	57	137	5	0
Overvotes	0			0	0	0	0
Undervotes	15			3	8	4	0
Contest Totals	214			60	145	9	0

106

Allen ISD - School District Board of Trustees, Place 2 Allen

Vote For 1

	TOTAL	VOTE %		Election Day	Early Voting	Ballot By Mail	Provision al Ballots
Bill Parker	55	28.80%	<div><div></div></div>	7	46	2	0
Sam Abiog	71	37.17%	<div><div></div></div>	20	50	1	0
Christina Cabral	65	34.03%	<div><div></div></div>	25	37	3	0
Total Votes Cast	191	100.00%	<div><div></div></div>	52	133	6	0
Overvotes	0			0	0	0	0
Undervotes	23			8	12	3	0
Contest Totals	214			60	145	9	0

Allen ISD - School District Board of Trustees, Place 4 Allen

Vote For 1

	TOTAL	VOTE %		Election Day	Early Voting	Ballot By Mail	Provision al Ballots
Amy Gnadt	121	64.36%	<div><div></div></div>	32	84	5	0
Joe Boylan	67	35.64%	<div><div></div></div>	21	45	1	0
Total Votes Cast	188	100.00%	<div><div></div></div>	53	129	6	0
Overvotes	0			0	0	0	0
Undervotes	26			7	16	3	0
Contest Totals	214			60	145	9	0

Allen ISD - School District Board of Trustees, Place 5 Allen

Vote For 1

	TOTAL	VOTE %		Election Day	Early Voting	Ballot By Mail	Provision al Ballots
Elle Holland	75	38.86%	<div><div></div></div>	20	52	3	0
Snober Lakhani	50	25.91%	<div><div></div></div>	20	28	2	0
Kelley Rowley	68	35.23%	<div><div></div></div>	14	53	1	0
Total Votes Cast	193	100.00%	<div><div></div></div>	54	133	6	0
Overvotes	0			0	0	0	0
Undervotes	21			6	12	3	0
Contest Totals	214			60	145	9	0

107

Proposed Constitutional Amendments - Proposition 1

Vote For 1

	TOTAL	VOTE %		Election Day	Early Voting	Ballot By Mail	Provision al Ballots
For	206	89.57%	<div><div></div></div>	65	107	34	0
Against	24	10.43%	<div><div></div></div>	10	7	7	0
Total Votes Cast	230	100.00%	<div><div></div></div>	75	114	41	0
Overvotes	0			0	0	0	0
Undervotes	5			1	2	2	0
Contest Totals	235			76	116	43	0

Proposed Constitutional Amendments - Proposition 2

Vote For 1

	TOTAL	VOTE %		Election Day	Early Voting	Ballot By Mail	Provision al Ballots
For	213	91.03%	<div><div></div></div>	67	107	39	0
Against	21	8.97%	<div><div></div></div>	9	8	4	0
Total Votes Cast	234	100.00%	<div><div></div></div>	76	115	43	0
Overvotes	0			0	0	0	0
Undervotes	1			0	1	0	0
Contest Totals	235			76	116	43	0

108

Proposed Constitutional Amendments - Proposition 1

Vote For 1

	TOTAL	VOTE %		Election Day	Early Voting	Ballot By Mail	Provision al Ballots
For	120	90.91%	<div><div></div></div>	42	54	24	0
Against	12	9.09%	<div><div></div></div>	4	6	2	0
Total Votes Cast	132	100.00%	<div><div></div></div>	46	60	26	0
Overvotes	0			0	0	0	0
Undervotes	0			0	0	0	0
Contest Totals	132			46	60	26	0

Proposed Constitutional Amendments - Proposition 2

Vote For 1

	TOTAL	VOTE %		Election Day	Early Voting	Ballot By Mail	Provision al Ballots
For	122	92.42%	<div><div></div></div>	42	57	23	0
Against	10	7.58%	<div><div></div></div>	4	3	3	0
Total Votes Cast	132	100.00%	<div><div></div></div>	46	60	26	0
Overvotes	0			0	0	0	0
Undervotes	0			0	0	0	0
Contest Totals	132			46	60	26	0

109

Proposed Constitutional Amendments - Proposition 1

Vote For 1

	TOTAL	VOTE %		Election Day	Early Voting	Ballot By Mail	Provision al Ballots
For	175	90.21%	<div><div></div></div>	76	81	18	0
Against	19	9.79%	<div><div></div></div>	10	9	0	0
Total Votes Cast	194	100.00%	<div><div></div></div>	86	90	18	0
Overvotes	0			0	0	0	0
Undervotes	1			1	0	0	0
Contest Totals	195			87	90	18	0

Proposed Constitutional Amendments - Proposition 2

Vote For 1

	TOTAL	VOTE %		Election Day	Early Voting	Ballot By Mail	Provision al Ballots
For	183	93.85%	<div><div></div></div>	80	87	16	0
Against	12	6.15%	<div><div></div></div>	7	3	2	0
Total Votes Cast	195	100.00%	<div><div></div></div>	87	90	18	0
Overvotes	0			0	0	0	0
Undervotes	0			0	0	0	0
Contest Totals	195			87	90	18	0

Frisco ISD - Trustee, Place 1 Frisco

Vote For 1

	TOTAL	VOTE %		Election Day	Early Voting	Ballot By Mail	Provision al Ballots
Angela Dunford	3	100.00%	<div><div></div></div>	3	0	0	0
Gopal Ponangi	0	0.00%	<div><div></div></div>	0	0	0	0
Total Votes Cast	3	100.00%	<div><div></div></div>	3	0	0	0
Overvotes	0			0	0	0	0
Undervotes	2			0	0	2	0
Contest Totals	5			3	0	2	0

Frisco ISD - Trustee, Place 2 Frisco

Vote For 1

	TOTAL	VOTE %		Election Day	Early Voting	Ballot By Mail	Provision al Ballots
Marvin B. Lowe	3	100.00%	<div><div></div></div>	3	0	0	0
Natalie Hebert	0	0.00%	<div><div></div></div>	0	0	0	0
Kelly Karthik	0	0.00%	<div><div></div></div>	0	0	0	0
Total Votes Cast	3	100.00%	<div><div></div></div>	3	0	0	0
Overvotes	0			0	0	0	0
Undervotes	2			0	0	2	0
Contest Totals	5			3	0	2	0

Summary Results Report
General and Special Election
May 7, 2022

FINAL RESULTS
SOVC
COLLIN COUNTY

109

Frisco ISD - Trustee, Place 3 Frisco

Vote For 1

	TOTAL	VOTE %		Election Day	Early Voting	Ballot By Mail	Provision al Ballots
Dustin Paschal	0	0.00%	<div></div>	0	0	0	0
Timothy Soto	0	0.00%	<div></div>	0	0	0	0
Stephanie Elad	3	100.00%	<div></div>	3	0	0	0
Total Votes Cast	3	100.00%	<div></div>	3	0	0	0
Overvotes	0			0	0	0	0
Undervotes	2			0	0	2	0
Contest Totals	5			3	0	2	0

110

Proposed Constitutional Amendments - Proposition 1

Vote For 1

	TOTAL	VOTE %		Election Day	Early Voting	Ballot By Mail	Provision al Ballots
For	156	93.98%	<div><div></div></div>	49	84	23	0
Against	10	6.02%	<div><div></div></div>	5	4	1	0
Total Votes Cast	166	100.00%	<div><div></div></div>	54	88	24	0
Overvotes	0			0	0	0	0
Undervotes	1			0	1	0	0
Contest Totals	167			54	89	24	0

Proposed Constitutional Amendments - Proposition 2

Vote For 1

	TOTAL	VOTE %		Election Day	Early Voting	Ballot By Mail	Provision al Ballots
For	155	92.81%	<div><div></div></div>	52	84	19	0
Against	12	7.19%	<div><div></div></div>	2	5	5	0
Total Votes Cast	167	100.00%	<div><div></div></div>	54	89	24	0
Overvotes	0			0	0	0	0
Undervotes	0			0	0	0	0
Contest Totals	167			54	89	24	0

111

Proposed Constitutional Amendments - Proposition 1

Vote For 1

	TOTAL	VOTE %		Election Day	Early Voting	Ballot By Mail	Provision al Ballots
For	310	92.81%	<div><div></div></div>	99	198	13	0
Against	24	7.19%	<div><div></div></div>	8	13	3	0
Total Votes Cast	334	100.00%	<div><div></div></div>	107	211	16	0
Overvotes	0			0	0	0	0
Undervotes	20			8	12	0	0
Contest Totals	354			115	223	16	0

Proposed Constitutional Amendments - Proposition 2

Vote For 1

	TOTAL	VOTE %		Election Day	Early Voting	Ballot By Mail	Provision al Ballots
For	324	94.46%	<div><div></div></div>	104	205	15	0
Against	19	5.54%	<div><div></div></div>	8	10	1	0
Total Votes Cast	343	100.00%	<div><div></div></div>	112	215	16	0
Overvotes	0			0	0	0	0
Undervotes	11			3	8	0	0
Contest Totals	354			115	223	16	0

Frisco ISD - Trustee, Place 1 Frisco

Vote For 1

	TOTAL	VOTE %		Election Day	Early Voting	Ballot By Mail	Provision al Ballots
Angela Dunford	212	63.66%	<div><div></div></div>	58	145	9	0
Gopal Ponangi	121	36.34%	<div><div></div></div>	50	67	4	0
Total Votes Cast	333	100.00%	<div><div></div></div>	108	212	13	0
Overvotes	0			0	0	0	0
Undervotes	21			7	11	3	0
Contest Totals	354			115	223	16	0

Frisco ISD - Trustee, Place 2 Frisco

Vote For 1

	TOTAL	VOTE %		Election Day	Early Voting	Ballot By Mail	Provision al Ballots
Marvin B. Lowe	189	56.59%	<div><div></div></div>	49	136	4	0
Natalie Hebert	115	34.43%	<div><div></div></div>	42	65	8	0
Kelly Karthik	30	8.98%	<div><div></div></div>	13	17	0	0
Total Votes Cast	334	100.00%	<div><div></div></div>	104	218	12	0
Overvotes	0			0	0	0	0
Undervotes	20			11	5	4	0
Contest Totals	354			115	223	16	0

Summary Results Report
General and Special Election
May 7, 2022

FINAL RESULTS
SOVC
COLLIN COUNTY

111

Frisco ISD - Trustee, Place 3 Frisco

Vote For 1

	TOTAL	VOTE %		Election Day	Early Voting	Ballot By Mail	Provision al Ballots
Dustin Paschal	112	33.53%	<div><div></div></div>	47	62	3	0
Timothy Soto	12	3.59%	<div><div></div></div>	5	7	0	0
Stephanie Elad	210	62.87%	<div><div></div></div>	54	148	8	0
Total Votes Cast	334	100.00%	<div><div></div></div>	106	217	11	0
Overvotes	0			0	0	0	0
Undervotes	20			9	6	5	0
Contest Totals	354			115	223	16	0

112

Proposed Constitutional Amendments - Proposition 1

Vote For 1

	TOTAL	VOTE %		Election Day	Early Voting	Ballot By Mail	Provision al Ballots
For	158	90.80%	<div><div></div></div>	61	70	27	0
Against	16	9.20%	<div><div></div></div>	7	9	0	0
Total Votes Cast	174	100.00%	<div><div></div></div>	68	79	27	0
Overvotes	0			0	0	0	0
Undervotes	1			1	0	0	0
Contest Totals	175			69	79	27	0

Proposed Constitutional Amendments - Proposition 2

Vote For 1

	TOTAL	VOTE %		Election Day	Early Voting	Ballot By Mail	Provision al Ballots
For	166	94.86%	<div><div></div></div>	66	73	27	0
Against	9	5.14%	<div><div></div></div>	3	6	0	0
Total Votes Cast	175	100.00%	<div><div></div></div>	69	79	27	0
Overvotes	0			0	0	0	0
Undervotes	0			0	0	0	0
Contest Totals	175			69	79	27	0

113

Proposed Constitutional Amendments - Proposition 1

Vote For 1

	TOTAL	VOTE %		Election Day	Early Voting	Ballot By Mail	Provision al Ballots
For	236	91.83%	<div><div></div></div>	65	154	17	0
Against	21	8.17%	<div><div></div></div>	6	15	0	0
Total Votes Cast	257	100.00%	<div><div></div></div>	71	169	17	0
Overvotes	0			0	0	0	0
Undervotes	5			1	3	1	0
Contest Totals	262			72	172	18	0

Proposed Constitutional Amendments - Proposition 2

Vote For 1

	TOTAL	VOTE %		Election Day	Early Voting	Ballot By Mail	Provision al Ballots
For	236	91.83%	<div><div></div></div>	64	155	17	0
Against	21	8.17%	<div><div></div></div>	7	13	1	0
Total Votes Cast	257	100.00%	<div><div></div></div>	71	168	18	0
Overvotes	0			0	0	0	0
Undervotes	5			1	4	0	0
Contest Totals	262			72	172	18	0

Allen, City of - Councilmember, Place No. 4 Allen

Vote For 1

	TOTAL	VOTE %		Election Day	Early Voting	Ballot By Mail	Provision al Ballots
Chris Schulmeister	170	73.91%	<div><div></div></div>	41	115	14	0
Nathan Polsky	60	26.09%	<div><div></div></div>	21	38	1	0
Total Votes Cast	230	100.00%	<div><div></div></div>	62	153	15	0
Overvotes	0			0	0	0	0
Undervotes	32			10	19	3	0
Contest Totals	262			72	172	18	0

Allen, City of - Councilmember, Place No. 6 Allen

Vote For 1

	TOTAL	VOTE %		Election Day	Early Voting	Ballot By Mail	Provision al Ballots
Srini Raghavan	109	45.99%	<div><div></div></div>	36	65	8	0
Ben Trahan	128	54.01%	<div><div></div></div>	29	91	8	0
Total Votes Cast	237	100.00%	<div><div></div></div>	65	156	16	0
Overvotes	0			0	0	0	0
Undervotes	25			7	16	2	0
Contest Totals	262			72	172	18	0

113

Allen ISD - School District Board of Trustees, Place 2 Allen

Vote For 1

	TOTAL	VOTE %		Election Day	Early Voting	Ballot By Mail	Provision al Ballots
Bill Parker	74	30.71%	<div><div></div></div>	20	43	11	0
Sam Abiog	89	36.93%	<div><div></div></div>	27	60	2	0
Christina Cabral	78	32.37%	<div><div></div></div>	21	55	2	0
Total Votes Cast	241	100.00%	<div><div></div></div>	68	158	15	0
Overvotes	0			0	0	0	0
Undervotes	21			4	14	3	0
Contest Totals	262			72	172	18	0

Allen ISD - School District Board of Trustees, Place 4 Allen

Vote For 1

	TOTAL	VOTE %		Election Day	Early Voting	Ballot By Mail	Provision al Ballots
Amy Gnadt	150	64.94%	<div><div></div></div>	40	103	7	0
Joe Boylan	81	35.06%	<div><div></div></div>	25	49	7	0
Total Votes Cast	231	100.00%	<div><div></div></div>	65	152	14	0
Overvotes	0			0	0	0	0
Undervotes	31			7	20	4	0
Contest Totals	262			72	172	18	0

Allen ISD - School District Board of Trustees, Place 5 Allen

Vote For 1

	TOTAL	VOTE %		Election Day	Early Voting	Ballot By Mail	Provision al Ballots
Elle Holland	106	44.92%	<div><div></div></div>	37	64	5	0
Snober Lakhani	53	22.46%	<div><div></div></div>	16	35	2	0
Kelley Rowley	77	32.63%	<div><div></div></div>	15	54	8	0
Total Votes Cast	236	100.00%	<div><div></div></div>	68	153	15	0
Overvotes	0			0	0	0	0
Undervotes	26			4	19	3	0
Contest Totals	262			72	172	18	0

114

Proposed Constitutional Amendments - Proposition 1

Vote For 1

	TOTAL	VOTE %		Election Day	Early Voting	Ballot By Mail	Provision al Ballots
For	115	91.27%	<div><div></div></div>	55	39	21	0
Against	11	8.73%	<div><div></div></div>	5	6	0	0
Total Votes Cast	126	100.00%	<div><div></div></div>	60	45	21	0
Overvotes	0			0	0	0	0
Undervotes	2			2	0	0	0
Contest Totals	128			62	45	21	0

Proposed Constitutional Amendments - Proposition 2

Vote For 1

	TOTAL	VOTE %		Election Day	Early Voting	Ballot By Mail	Provision al Ballots
For	117	92.13%	<div><div></div></div>	57	40	20	0
Against	10	7.87%	<div><div></div></div>	4	5	1	0
Total Votes Cast	127	100.00%	<div><div></div></div>	61	45	21	0
Overvotes	0			0	0	0	0
Undervotes	1			1	0	0	0
Contest Totals	128			62	45	21	0

115

Proposed Constitutional Amendments - Proposition 1

Vote For 1

	TOTAL	VOTE %		Election Day	Early Voting	Ballot By Mail	Provision al Ballots
For	105	92.11%	<div><div></div></div>	37	41	26	1
Against	9	7.89%	<div><div></div></div>	5	4	0	0
Total Votes Cast	114	100.00%	<div><div></div></div>	42	45	26	1
Overvotes	0			0	0	0	0
Undervotes	0			0	0	0	0
Contest Totals	114			42	45	26	1

Proposed Constitutional Amendments - Proposition 2

Vote For 1

	TOTAL	VOTE %		Election Day	Early Voting	Ballot By Mail	Provision al Ballots
For	103	90.35%	<div><div></div></div>	36	41	25	1
Against	11	9.65%	<div><div></div></div>	6	4	1	0
Total Votes Cast	114	100.00%	<div><div></div></div>	42	45	26	1
Overvotes	0			0	0	0	0
Undervotes	0			0	0	0	0
Contest Totals	114			42	45	26	1

116

Proposed Constitutional Amendments - Proposition 1

Vote For 1

	TOTAL	VOTE %		Election Day	Early Voting	Ballot By Mail	Provision al Ballots
For	219	89.75%	<div><div></div></div>	78	108	33	0
Against	25	10.25%	<div><div></div></div>	11	9	5	0
Total Votes Cast	244	100.00%	<div><div></div></div>	89	117	38	0
Overvotes	0			0	0	0	0
Undervotes	0			0	0	0	0
Contest Totals	244			89	117	38	0

Proposed Constitutional Amendments - Proposition 2

Vote For 1

	TOTAL	VOTE %		Election Day	Early Voting	Ballot By Mail	Provision al Ballots
For	235	96.31%	<div><div></div></div>	82	115	38	0
Against	9	3.69%	<div><div></div></div>	7	2	0	0
Total Votes Cast	244	100.00%	<div><div></div></div>	89	117	38	0
Overvotes	0			0	0	0	0
Undervotes	0			0	0	0	0
Contest Totals	244			89	117	38	0

117

Proposed Constitutional Amendments - Proposition 1

Vote For 1

	TOTAL	VOTE %		Election Day	Early Voting	Ballot By Mail	Provisional Ballots
For	351	88.64%	<div><div></div></div>	115	211	25	0
Against	45	11.36%	<div><div></div></div>	17	23	5	0
Total Votes Cast	396	100.00%	<div><div></div></div>	132	234	30	0
Overvotes	0			0	0	0	0
Undervotes	46			23	23	0	0
Contest Totals	442			155	257	30	0

Proposed Constitutional Amendments - Proposition 2

Vote For 1

	TOTAL	VOTE %		Election Day	Early Voting	Ballot By Mail	Provisional Ballots
For	362	87.65%	<div><div></div></div>	124	212	26	0
Against	51	12.35%	<div><div></div></div>	17	30	4	0
Total Votes Cast	413	100.00%	<div><div></div></div>	141	242	30	0
Overvotes	0			0	0	0	0
Undervotes	29			14	15	0	0
Contest Totals	442			155	257	30	0

Frisco ISD - Trustee, Place 1 Frisco

Vote For 1

	TOTAL	VOTE %		Election Day	Early Voting	Ballot By Mail	Provisional Ballots
Angela Dunford	217	52.67%	<div><div></div></div>	77	127	13	0
Gopal Ponangi	195	47.33%	<div><div></div></div>	65	118	12	0
Total Votes Cast	412	100.00%	<div><div></div></div>	142	245	25	0
Overvotes	0			0	0	0	0
Undervotes	30			13	12	5	0
Contest Totals	442			155	257	30	0

Frisco ISD - Trustee, Place 2 Frisco

Vote For 1

	TOTAL	VOTE %		Election Day	Early Voting	Ballot By Mail	Provisional Ballots
Marvin B. Lowe	168	39.81%	<div><div></div></div>	66	94	8	0
Natalie Hebert	139	32.94%	<div><div></div></div>	37	87	15	0
Kelly Karthik	115	27.25%	<div><div></div></div>	45	63	7	0
Total Votes Cast	422	100.00%	<div><div></div></div>	148	244	30	0
Overvotes	0			0	0	0	0
Undervotes	20			7	13	0	0
Contest Totals	442			155	257	30	0

Summary Results Report
General and Special Election
May 7, 2022

FINAL RESULTS
SOVC
COLLIN COUNTY

117

Frisco ISD - Trustee, Place 3 Frisco

Vote For 1

	TOTAL	VOTE %		Election Day	Early Voting	Ballot By Mail	Provision al Ballots
Dustin Paschal	196	46.67%	<div><div></div></div>	64	118	14	0
Timothy Soto	15	3.57%	<div><div></div></div>	7	5	3	0
Stephanie Elad	209	49.76%	<div><div></div></div>	78	120	11	0
Total Votes Cast	420	100.00%	<div><div></div></div>	149	243	28	0
Overvotes	0			0	0	0	0
Undervotes	22			6	14	2	0
Contest Totals	442			155	257	30	0

118

Proposed Constitutional Amendments - Proposition 1

Vote For 1

	TOTAL	VOTE %		Election Day	Early Voting	Ballot By Mail	Provisional Ballots
For	369	89.35%	<div><div></div></div>	98	251	19	1
Against	44	10.65%	<div><div></div></div>	15	28	1	0
Total Votes Cast	413	100.00%	<div><div></div></div>	113	279	20	1
Overvotes	0			0	0	0	0
Undervotes	37			14	23	0	0
Contest Totals	450			127	302	20	1

Proposed Constitutional Amendments - Proposition 2

Vote For 1

	TOTAL	VOTE %		Election Day	Early Voting	Ballot By Mail	Provisional Ballots
For	373	88.39%	<div><div></div></div>	98	256	18	1
Against	49	11.61%	<div><div></div></div>	20	27	2	0
Total Votes Cast	422	100.00%	<div><div></div></div>	118	283	20	1
Overvotes	0			0	0	0	0
Undervotes	28			9	19	0	0
Contest Totals	450			127	302	20	1

Frisco ISD - Trustee, Place 1 Frisco

Vote For 1

	TOTAL	VOTE %		Election Day	Early Voting	Ballot By Mail	Provisional Ballots
Angela Dunford	231	54.87%	<div><div></div></div>	55	167	8	1
Gopal Ponangi	190	45.13%	<div><div></div></div>	62	117	11	0
Total Votes Cast	421	100.00%	<div><div></div></div>	117	284	19	1
Overvotes	0			0	0	0	0
Undervotes	29			10	18	1	0
Contest Totals	450			127	302	20	1

Frisco ISD - Trustee, Place 2 Frisco

Vote For 1

	TOTAL	VOTE %		Election Day	Early Voting	Ballot By Mail	Provisional Ballots
Marvin B. Lowe	204	46.90%	<div><div></div></div>	50	152	2	0
Natalie Hebert	181	41.61%	<div><div></div></div>	62	105	13	1
Kelly Karthik	50	11.49%	<div><div></div></div>	13	33	4	0
Total Votes Cast	435	100.00%	<div><div></div></div>	125	290	19	1
Overvotes	0			0	0	0	0
Undervotes	15			2	12	1	0
Contest Totals	450			127	302	20	1

Summary Results Report
General and Special Election
May 7, 2022

FINAL RESULTS
SOVC
COLLIN COUNTY

118

Frisco ISD - Trustee, Place 3 Frisco

Vote For 1

	TOTAL	VOTE %		Election Day	Early Voting	Ballot By Mail	Provision al Ballots
Dustin Paschal	191	44.42%	<div><div></div></div>	61	113	16	1
Timothy Soto	8	1.86%	<div><div></div></div>	4	4	0	0
Stephanie Elad	231	53.72%	<div><div></div></div>	58	170	3	0
Total Votes Cast	430	100.00%	<div><div></div></div>	123	287	19	1
Overvotes	0			0	0	0	0
Undervotes	20			4	15	1	0
Contest Totals	450			127	302	20	1

119

Proposed Constitutional Amendments - Proposition 1

Vote For 1

	TOTAL	VOTE %		Election Day	Early Voting	Ballot By Mail	Provision al Ballots
For	127	94.07%	<div><div></div></div>	54	49	24	0
Against	8	5.93%	<div><div></div></div>	0	7	1	0
Total Votes Cast	135	100.00%	<div><div></div></div>	54	56	25	0
Overvotes	0			0	0	0	0
Undervotes	0			0	0	0	0
Contest Totals	135			54	56	25	0

Proposed Constitutional Amendments - Proposition 2

Vote For 1

	TOTAL	VOTE %		Election Day	Early Voting	Ballot By Mail	Provision al Ballots
For	130	96.30%	<div><div></div></div>	53	54	23	0
Against	5	3.70%	<div><div></div></div>	1	2	2	0
Total Votes Cast	135	100.00%	<div><div></div></div>	54	56	25	0
Overvotes	0			0	0	0	0
Undervotes	0			0	0	0	0
Contest Totals	135			54	56	25	0

120

Proposed Constitutional Amendments - Proposition 1

Vote For 1

	TOTAL	VOTE %		Election Day	Early Voting	Ballot By Mail	Provisional Ballots
For	459	90.89%	<div><div></div></div>	147	292	18	2
Against	46	9.11%	<div><div></div></div>	14	27	5	0
Total Votes Cast	505	100.00%	<div><div></div></div>	161	319	23	2
Overvotes	0			0	0	0	0
Undervotes	25			10	13	2	0
Contest Totals	530			171	332	25	2

Proposed Constitutional Amendments - Proposition 2

Vote For 1

	TOTAL	VOTE %		Election Day	Early Voting	Ballot By Mail	Provisional Ballots
For	480	93.75%	<div><div></div></div>	153	300	25	2
Against	32	6.25%	<div><div></div></div>	11	21	0	0
Total Votes Cast	512	100.00%	<div><div></div></div>	164	321	25	2
Overvotes	0			0	0	0	0
Undervotes	18			7	11	0	0
Contest Totals	530			171	332	25	2

Allen, City of - Councilmember, Place No. 4 Allen

Vote For 1

	TOTAL	VOTE %		Election Day	Early Voting	Ballot By Mail	Provisional Ballots
Chris Schulmeister	401	80.36%	<div><div></div></div>	125	257	18	1
Nathan Polsky	98	19.64%	<div><div></div></div>	34	58	6	0
Total Votes Cast	499	100.00%	<div><div></div></div>	159	315	24	1
Overvotes	0			0	0	0	0
Undervotes	31			12	17	1	1
Contest Totals	530			171	332	25	2

Allen, City of - Councilmember, Place No. 6 Allen

Vote For 1

	TOTAL	VOTE %		Election Day	Early Voting	Ballot By Mail	Provisional Ballots
Srini Raghavan	234	45.88%	<div><div></div></div>	78	148	7	1
Ben Trahan	276	54.12%	<div><div></div></div>	93	167	16	0
Total Votes Cast	510	100.00%	<div><div></div></div>	171	315	23	1
Overvotes	0			0	0	0	0
Undervotes	20			0	17	2	1
Contest Totals	530			171	332	25	2

120

Allen ISD - School District Board of Trustees, Place 2 Allen

Vote For 1

	TOTAL	VOTE %		Election Day	Early Voting	Ballot By Mail	Provision al Ballots
Bill Parker	139	27.15%	<div><div></div></div>	39	89	11	0
Sam Abiog	271	52.93%	<div><div></div></div>	89	173	8	1
Christina Cabral	102	19.92%	<div><div></div></div>	42	57	3	0
Total Votes Cast	512	100.00%	<div><div></div></div>	170	319	22	1
Overvotes	0			0	0	0	0
Undervotes	18			1	13	3	1
Contest Totals	530			171	332	25	2

Allen ISD - School District Board of Trustees, Place 4 Allen

Vote For 1

	TOTAL	VOTE %		Election Day	Early Voting	Ballot By Mail	Provision al Ballots
Amy Gnadt	333	70.70%	<div><div></div></div>	109	214	10	0
Joe Boylan	138	29.30%	<div><div></div></div>	44	86	8	0
Total Votes Cast	471	100.00%	<div><div></div></div>	153	300	18	0
Overvotes	0			0	0	0	0
Undervotes	59			18	32	7	2
Contest Totals	530			171	332	25	2

Allen ISD - School District Board of Trustees, Place 5 Allen

Vote For 1

	TOTAL	VOTE %		Election Day	Early Voting	Ballot By Mail	Provision al Ballots
Elle Holland	227	45.86%	<div><div></div></div>	77	139	10	1
Snober Lakhani	85	17.17%	<div><div></div></div>	31	52	2	0
Kelley Rowley	183	36.97%	<div><div></div></div>	59	115	9	0
Total Votes Cast	495	100.00%	<div><div></div></div>	167	306	21	1
Overvotes	0			0	0	0	0
Undervotes	35			4	26	4	1
Contest Totals	530			171	332	25	2

121

Proposed Constitutional Amendments - Proposition 1

Vote For 1

	TOTAL	VOTE %		Election Day	Early Voting	Ballot By Mail	Provision al Ballots
For	96	91.43%	<div><div></div></div>	35	49	12	0
Against	9	8.57%	<div><div></div></div>	1	6	2	0
Total Votes Cast	105	100.00%	<div><div></div></div>	36	55	14	0
Overvotes	0			0	0	0	0
Undervotes	0			0	0	0	0
Contest Totals	105			36	55	14	0

Proposed Constitutional Amendments - Proposition 2

Vote For 1

	TOTAL	VOTE %		Election Day	Early Voting	Ballot By Mail	Provision al Ballots
For	93	88.57%	<div><div></div></div>	33	47	13	0
Against	12	11.43%	<div><div></div></div>	3	8	1	0
Total Votes Cast	105	100.00%	<div><div></div></div>	36	55	14	0
Overvotes	0			0	0	0	0
Undervotes	0			0	0	0	0
Contest Totals	105			36	55	14	0

Allen, City of - Councilmember, Place No. 4 Allen

Vote For 1

	TOTAL	VOTE %		Election Day	Early Voting	Ballot By Mail	Provision al Ballots
Chris Schulmeister	0			0	0	0	0
Nathan Polsky	0			0	0	0	0
Total Votes Cast	0			0	0	0	0
Overvotes	0			0	0	0	0
Undervotes	0			0	0	0	0
Contest Totals	0			0	0	0	0

Allen, City of - Councilmember, Place No. 6 Allen

Vote For 1

	TOTAL	VOTE %		Election Day	Early Voting	Ballot By Mail	Provision al Ballots
Srini Raghavan	0			0	0	0	0
Ben Trahan	0			0	0	0	0
Total Votes Cast	0			0	0	0	0
Overvotes	0			0	0	0	0
Undervotes	0			0	0	0	0
Contest Totals	0			0	0	0	0

122

Proposed Constitutional Amendments - Proposition 1

Vote For 1

	TOTAL	VOTE %		Election Day	Early Voting	Ballot By Mail	Provision al Ballots
For	314	93.18%	<div><div></div></div>	96	162	53	3
Against	23	6.82%	<div><div></div></div>	8	10	5	0
Total Votes Cast	337	100.00%	<div><div></div></div>	104	172	58	3
Overvotes	0			0	0	0	0
Undervotes	2			1	1	0	0
Contest Totals	339			105	173	58	3

Proposed Constitutional Amendments - Proposition 2

Vote For 1

	TOTAL	VOTE %		Election Day	Early Voting	Ballot By Mail	Provision al Ballots
For	324	95.86%	<div><div></div></div>	98	170	53	3
Against	14	4.14%	<div><div></div></div>	7	2	5	0
Total Votes Cast	338	100.00%	<div><div></div></div>	105	172	58	3
Overvotes	0			0	0	0	0
Undervotes	1			0	1	0	0
Contest Totals	339			105	173	58	3

123

Proposed Constitutional Amendments - Proposition 1

Vote For 1

	TOTAL	VOTE %		Election Day	Early Voting	Ballot By Mail	Provision al Ballots
For	98	91.59%	<div><div></div></div>	35	54	9	0
Against	9	8.41%	<div><div></div></div>	2	7	0	0
Total Votes Cast	107	100.00%	<div><div></div></div>	37	61	9	0
Overvotes	0			0	0	0	0
Undervotes	0			0	0	0	0
Contest Totals	107			37	61	9	0

Proposed Constitutional Amendments - Proposition 2

Vote For 1

	TOTAL	VOTE %		Election Day	Early Voting	Ballot By Mail	Provision al Ballots
For	97	91.51%	<div><div></div></div>	36	52	9	0
Against	9	8.49%	<div><div></div></div>	1	8	0	0
Total Votes Cast	106	100.00%	<div><div></div></div>	37	60	9	0
Overvotes	0			0	0	0	0
Undervotes	1			0	1	0	0
Contest Totals	107			37	61	9	0

124

Proposed Constitutional Amendments - Proposition 1

Vote For 1

	TOTAL	VOTE %		Election Day	Early Voting	Ballot By Mail	Provision al Ballots
For	143	95.33%	<div><div></div></div>	39	62	42	0
Against	7	4.67%	<div><div></div></div>	3	1	3	0
Total Votes Cast	150	100.00%	<div><div></div></div>	42	63	45	0
Overvotes	0			0	0	0	0
Undervotes	2			0	1	0	1
Contest Totals	152			42	64	45	1

Proposed Constitutional Amendments - Proposition 2

Vote For 1

	TOTAL	VOTE %		Election Day	Early Voting	Ballot By Mail	Provision al Ballots
For	137	90.13%	<div><div></div></div>	39	63	34	1
Against	15	9.87%	<div><div></div></div>	3	1	11	0
Total Votes Cast	152	100.00%	<div><div></div></div>	42	64	45	1
Overvotes	0			0	0	0	0
Undervotes	0			0	0	0	0
Contest Totals	152			42	64	45	1

125

Proposed Constitutional Amendments - Proposition 1

Vote For 1

	TOTAL	VOTE %		Election Day	Early Voting	Ballot By Mail	Provision al Ballots
For	160	88.89%	<div><div></div></div>	78	70	12	0
Against	20	11.11%	<div><div></div></div>	11	4	5	0
Total Votes Cast	180	100.00%	<div><div></div></div>	89	74	17	0
Overvotes	0			0	0	0	0
Undervotes	0			0	0	0	0
Contest Totals	180			89	74	17	0

Proposed Constitutional Amendments - Proposition 2

Vote For 1

	TOTAL	VOTE %		Election Day	Early Voting	Ballot By Mail	Provision al Ballots
For	161	89.94%	<div><div></div></div>	78	69	14	0
Against	18	10.06%	<div><div></div></div>	10	5	3	0
Total Votes Cast	179	100.00%	<div><div></div></div>	88	74	17	0
Overvotes	0			0	0	0	0
Undervotes	1			1	0	0	0
Contest Totals	180			89	74	17	0

126

Proposed Constitutional Amendments - Proposition 1

Vote For 1

	TOTAL	VOTE %		Election Day	Early Voting	Ballot By Mail	Provision al Ballots
For	173	92.02%	<div><div></div></div>	44	100	29	0
Against	15	7.98%	<div><div></div></div>	8	5	2	0
Total Votes Cast	188	100.00%	<div><div></div></div>	52	105	31	0
Overvotes	0			0	0	0	0
Undervotes	2			1	1	0	0
Contest Totals	190			53	106	31	0

Proposed Constitutional Amendments - Proposition 2

Vote For 1

	TOTAL	VOTE %		Election Day	Early Voting	Ballot By Mail	Provision al Ballots
For	172	90.53%	<div><div></div></div>	44	100	28	0
Against	18	9.47%	<div><div></div></div>	9	6	3	0
Total Votes Cast	190	100.00%	<div><div></div></div>	53	106	31	0
Overvotes	0			0	0	0	0
Undervotes	0			0	0	0	0
Contest Totals	190			53	106	31	0

127

Proposed Constitutional Amendments - Proposition 1

Vote For 1

	TOTAL	VOTE %		Election Day	Early Voting	Ballot By Mail	Provision al Ballots
For	279	87.46%	<div><div></div></div>	99	155	25	0
Against	40	12.54%	<div><div></div></div>	18	19	3	0
Total Votes Cast	319	100.00%	<div><div></div></div>	117	174	28	0
Overvotes	0			0	0	0	0
Undervotes	22			12	10	0	0
Contest Totals	341			129	184	28	0

Proposed Constitutional Amendments - Proposition 2

Vote For 1

	TOTAL	VOTE %		Election Day	Early Voting	Ballot By Mail	Provision al Ballots
For	287	88.85%	<div><div></div></div>	106	159	22	0
Against	36	11.15%	<div><div></div></div>	13	17	6	0
Total Votes Cast	323	100.00%	<div><div></div></div>	119	176	28	0
Overvotes	0			0	0	0	0
Undervotes	18			10	8	0	0
Contest Totals	341			129	184	28	0

Frisco ISD - Trustee, Place 1 Frisco

Vote For 1

	TOTAL	VOTE %		Election Day	Early Voting	Ballot By Mail	Provision al Ballots
Angela Dunford	154	49.84%	<div><div></div></div>	56	82	16	0
Gopal Ponangi	155	50.16%	<div><div></div></div>	61	87	7	0
Total Votes Cast	309	100.00%	<div><div></div></div>	117	169	23	0
Overvotes	0			0	0	0	0
Undervotes	32			12	15	5	0
Contest Totals	341			129	184	28	0

Frisco ISD - Trustee, Place 2 Frisco

Vote For 1

	TOTAL	VOTE %		Election Day	Early Voting	Ballot By Mail	Provision al Ballots
Marvin B. Lowe	101	31.76%	<div><div></div></div>	40	58	3	0
Natalie Hebert	138	43.40%	<div><div></div></div>	48	74	16	0
Kelly Karthik	79	24.84%	<div><div></div></div>	32	43	4	0
Total Votes Cast	318	100.00%	<div><div></div></div>	120	175	23	0
Overvotes	0			0	0	0	0
Undervotes	23			9	9	5	0
Contest Totals	341			129	184	28	0

Summary Results Report
General and Special Election
May 7, 2022

FINAL RESULTS
SOVC
COLLIN COUNTY

127

Frisco ISD - Trustee, Place 3 Frisco

Vote For 1

	TOTAL	VOTE %		Election Day	Early Voting	Ballot By Mail	Provision al Ballots
Dustin Paschal	149	47.76%	<div><div></div></div>	52	88	9	0
Timothy Soto	20	6.41%	<div><div></div></div>	5	9	6	0
Stephanie Elad	143	45.83%	<div><div></div></div>	57	78	8	0
Total Votes Cast	312	100.00%	<div><div></div></div>	114	175	23	0
Overvotes	0			0	0	0	0
Undervotes	29			15	9	5	0
Contest Totals	341			129	184	28	0

128

Proposed Constitutional Amendments - Proposition 1

Vote For 1

	TOTAL	VOTE %		Election Day	Early Voting	Ballot By Mail	Provisional Ballots
For	450	86.87%	<div><div></div></div>	143	286	19	2
Against	68	13.13%	<div><div></div></div>	26	42	0	0
Total Votes Cast	518	100.00%	<div><div></div></div>	169	328	19	2
Overvotes	0			0	0	0	0
Undervotes	33			6	25	2	0
Contest Totals	551			175	353	21	2

Proposed Constitutional Amendments - Proposition 2

Vote For 1

	TOTAL	VOTE %		Election Day	Early Voting	Ballot By Mail	Provisional Ballots
For	483	90.79%	<div><div></div></div>	151	311	19	2
Against	49	9.21%	<div><div></div></div>	20	29	0	0
Total Votes Cast	532	100.00%	<div><div></div></div>	171	340	19	2
Overvotes	0			0	0	0	0
Undervotes	19			4	13	2	0
Contest Totals	551			175	353	21	2

Allen ISD - School District Board of Trustees, Place 2 Allen

Vote For 1

	TOTAL	VOTE %		Election Day	Early Voting	Ballot By Mail	Provisional Ballots
Bill Parker	13	48.15%	<div><div></div></div>	4	5	4	0
Sam Abiog	7	25.93%	<div><div></div></div>	2	5	0	0
Christina Cabral	7	25.93%	<div><div></div></div>	6	1	0	0
Total Votes Cast	27	100.00%	<div><div></div></div>	12	11	4	0
Overvotes	0			0	0	0	0
Undervotes	9			2	7	0	0
Contest Totals	36			14	18	4	0

Allen ISD - School District Board of Trustees, Place 4 Allen

Vote For 1

	TOTAL	VOTE %		Election Day	Early Voting	Ballot By Mail	Provisional Ballots
Amy Gnadt	20	76.92%	<div><div></div></div>	8	11	1	0
Joe Boylan	6	23.08%	<div><div></div></div>	1	2	3	0
Total Votes Cast	26	100.00%	<div><div></div></div>	9	13	4	0
Overvotes	0			0	0	0	0
Undervotes	10			5	5	0	0
Contest Totals	36			14	18	4	0





Summary Results Report
General and Special Election
May 7, 2022

FINAL RESULTS
SOVC
COLLIN COUNTY

128




Allen ISD - School District Board of Trustees, Place 5 Allen

Vote For 1

	TOTAL	VOTE %	Election Day	Early Voting	Ballot By Mail	Provisional Ballots
Elle Holland	9	34.62% 	6	3	0	0
Snober Lakhani	2	7.69% 	2	0	0	0
Kelley Rowley	15	57.69% 	3	8	4	0
Total Votes Cast	26	100.00% 	11	11	4	0
Overvotes	0		0	0	0	0
Undervotes	10		3	7	0	0
Contest Totals	36		14	18	4	0



Lovejoy ISD - Trustee, Position 1 Lovejoy

Vote For 1

	TOTAL	VOTE %	Election Day	Early Voting	Ballot By Mail	Provisional Ballots
Randy Naidoo	206	41.12% 	80	117	7	2
Julie McLaughlin	295	58.88% 	78	208	9	0
Total Votes Cast	501	100.00% 	158	325	16	2
Overvotes	0		0	0	0	0
Undervotes	14		3	10	1	0
Contest Totals	515		161	335	17	2



Lovejoy ISD - Trustee, Position 2 Lovejoy

Vote For 1

	TOTAL	VOTE %	Election Day	Early Voting	Ballot By Mail	Provisional Ballots
Amy Smith	332	100.00% 	91	227	13	1
Total Votes Cast	332	100.00% 	91	227	13	1
Overvotes	0		0	0	0	0
Undervotes	183		70	108	4	1
Contest Totals	515		161	335	17	2

Lovejoy ISD - Trustee, Position 3 Lovejoy

Vote For 1

	TOTAL	VOTE %	Election Day	Early Voting	Ballot By Mail	Provisional Ballots
Jeff Wood	338	100.00% 	96	227	14	1
Total Votes Cast	338	100.00% 	96	227	14	1
Overvotes	0		0	0	0	0
Undervotes	177		65	108	3	1
Contest Totals	515		161	335	17	2

129

Proposed Constitutional Amendments - Proposition 1

Vote For 1

	TOTAL	VOTE %		Election Day	Early Voting	Ballot By Mail	Provision al Ballots
For	179	89.50%	<div><div></div></div>	47	112	19	1
Against	21	10.50%	<div><div></div></div>	13	5	3	0
Total Votes Cast	200	100.00%	<div><div></div></div>	60	117	22	1
Overvotes	0			0	0	0	0
Undervotes	3			0	2	1	0
Contest Totals	203			60	119	23	1

Proposed Constitutional Amendments - Proposition 2

Vote For 1

	TOTAL	VOTE %		Election Day	Early Voting	Ballot By Mail	Provision al Ballots
For	186	92.08%	<div><div></div></div>	55	110	20	1
Against	16	7.92%	<div><div></div></div>	4	9	3	0
Total Votes Cast	202	100.00%	<div><div></div></div>	59	119	23	1
Overvotes	0			0	0	0	0
Undervotes	1			1	0	0	0
Contest Totals	203			60	119	23	1

130

Proposed Constitutional Amendments - Proposition 1

Vote For 1

	TOTAL	VOTE %		Election Day	Early Voting	Ballot By Mail	Provisional Ballots
For	325	89.29%	<div><div></div></div>	115	192	18	0
Against	39	10.71%	<div><div></div></div>	14	21	4	0
Total Votes Cast	364	100.00%	<div><div></div></div>	129	213	22	0
Overvotes	0			0	0	0	0
Undervotes	5			0	5	0	0
Contest Totals	369			129	218	22	0

Proposed Constitutional Amendments - Proposition 2

Vote For 1

	TOTAL	VOTE %		Election Day	Early Voting	Ballot By Mail	Provisional Ballots
For	327	89.10%	<div><div></div></div>	116	193	18	0
Against	40	10.90%	<div><div></div></div>	13	23	4	0
Total Votes Cast	367	100.00%	<div><div></div></div>	129	216	22	0
Overvotes	0			0	0	0	0
Undervotes	2			0	2	0	0
Contest Totals	369			129	218	22	0

Allen, City of - Councilmember, Place No. 4 Allen

Vote For 1

	TOTAL	VOTE %		Election Day	Early Voting	Ballot By Mail	Provisional Ballots
Chris Schulmeister	245	73.13%	<div><div></div></div>	74	153	18	0
Nathan Polsky	90	26.87%	<div><div></div></div>	39	48	3	0
Total Votes Cast	335	100.00%	<div><div></div></div>	113	201	21	0
Overvotes	0			0	0	0	0
Undervotes	34			16	17	1	0
Contest Totals	369			129	218	22	0

Allen, City of - Councilmember, Place No. 6 Allen

Vote For 1

	TOTAL	VOTE %		Election Day	Early Voting	Ballot By Mail	Provisional Ballots
Srini Raghavan	157	46.31%	<div><div></div></div>	61	87	9	0
Ben Trahan	182	53.69%	<div><div></div></div>	53	117	12	0
Total Votes Cast	339	100.00%	<div><div></div></div>	114	204	21	0
Overvotes	0			0	0	0	0
Undervotes	30			15	14	1	0
Contest Totals	369			129	218	22	0

130

Allen ISD - School District Board of Trustees, Place 2 Allen

Vote For 1

	TOTAL	VOTE %		Election Day	Early Voting	Ballot By Mail	Provision al Ballots
Bill Parker	33	20.00%	<div><div></div></div>	9	23	1	0
Sam Abiog	87	52.73%	<div><div></div></div>	31	56	0	0
Christina Cabral	45	27.27%	<div><div></div></div>	12	29	4	0
Total Votes Cast	165	100.00%	<div><div></div></div>	52	108	5	0
Overvotes	0			0	0	0	0
Undervotes	10			6	3	1	0
Contest Totals	175			58	111	6	0

Allen ISD - School District Board of Trustees, Place 4 Allen

Vote For 1

	TOTAL	VOTE %		Election Day	Early Voting	Ballot By Mail	Provision al Ballots
Amy Gnadt	106	66.67%	<div><div></div></div>	34	71	1	0
Joe Boylan	53	33.33%	<div><div></div></div>	18	32	3	0
Total Votes Cast	159	100.00%	<div><div></div></div>	52	103	4	0
Overvotes	0			0	0	0	0
Undervotes	16			6	8	2	0
Contest Totals	175			58	111	6	0

Allen ISD - School District Board of Trustees, Place 5 Allen

Vote For 1

	TOTAL	VOTE %		Election Day	Early Voting	Ballot By Mail	Provision al Ballots
Elle Holland	79	48.17%	<div><div></div></div>	28	50	1	0
Snober Lakhani	42	25.61%	<div><div></div></div>	12	29	1	0
Kelley Rowley	43	26.22%	<div><div></div></div>	15	26	2	0
Total Votes Cast	164	100.00%	<div><div></div></div>	55	105	4	0
Overvotes	0			0	0	0	0
Undervotes	11			3	6	2	0
Contest Totals	175			58	111	6	0

131

Proposed Constitutional Amendments - Proposition 1

Vote For 1

	TOTAL	VOTE %		Election Day	Early Voting	Ballot By Mail	Provision al Ballots
For	159	94.08%	<div><div></div></div>	72	68	19	0
Against	10	5.92%	<div><div></div></div>	2	7	1	0
Total Votes Cast	169	100.00%	<div><div></div></div>	74	75	20	0
Overvotes	0			0	0	0	0
Undervotes	3			1	2	0	0
Contest Totals	172			75	77	20	0

Proposed Constitutional Amendments - Proposition 2

Vote For 1

	TOTAL	VOTE %		Election Day	Early Voting	Ballot By Mail	Provision al Ballots
For	159	92.98%	<div><div></div></div>	70	71	18	0
Against	12	7.02%	<div><div></div></div>	5	5	2	0
Total Votes Cast	171	100.00%	<div><div></div></div>	75	76	20	0
Overvotes	0			0	0	0	0
Undervotes	1			0	1	0	0
Contest Totals	172			75	77	20	0

132

Proposed Constitutional Amendments - Proposition 1

Vote For 1

	TOTAL	VOTE %		Election Day	Early Voting	Ballot By Mail	Provision al Ballots
For	108	91.53%	<div><div></div></div>	39	43	24	2
Against	10	8.47%	<div><div></div></div>	5	2	3	0
Total Votes Cast	118	100.00%	<div><div></div></div>	44	45	27	2
Overvotes	0			0	0	0	0
Undervotes	1			0	1	0	0
Contest Totals	119			44	46	27	2

Proposed Constitutional Amendments - Proposition 2

Vote For 1

	TOTAL	VOTE %		Election Day	Early Voting	Ballot By Mail	Provision al Ballots
For	112	94.12%	<div><div></div></div>	41	43	26	2
Against	7	5.88%	<div><div></div></div>	3	3	1	0
Total Votes Cast	119	100.00%	<div><div></div></div>	44	46	27	2
Overvotes	0			0	0	0	0
Undervotes	0			0	0	0	0
Contest Totals	119			44	46	27	2

133

Proposed Constitutional Amendments - Proposition 1

Vote For 1

	TOTAL	VOTE %		Election Day	Early Voting	Ballot By Mail	Provision al Ballots
For	84	89.36%	<div><div></div></div>	25	45	14	0
Against	10	10.64%	<div><div></div></div>	1	7	2	0
Total Votes Cast	94	100.00%	<div><div></div></div>	26	52	16	0
Overvotes	0			0	0	0	0
Undervotes	0			0	0	0	0
Contest Totals	94			26	52	16	0

Proposed Constitutional Amendments - Proposition 2

Vote For 1

	TOTAL	VOTE %		Election Day	Early Voting	Ballot By Mail	Provision al Ballots
For	84	89.36%	<div><div></div></div>	26	45	13	0
Against	10	10.64%	<div><div></div></div>	0	7	3	0
Total Votes Cast	94	100.00%	<div><div></div></div>	26	52	16	0
Overvotes	0			0	0	0	0
Undervotes	0			0	0	0	0
Contest Totals	94			26	52	16	0

134

Proposed Constitutional Amendments - Proposition 1

Vote For 1

	TOTAL	VOTE %		Election Day	Early Voting	Ballot By Mail	Provision al Ballots
For	239	82.13%	<div><div></div></div>	91	139	9	0
Against	52	17.87%	<div><div></div></div>	23	29	0	0
Total Votes Cast	291	100.00%	<div><div></div></div>	114	168	9	0
Overvotes	0			0	0	0	0
Undervotes	22			15	7	0	0
Contest Totals	313			129	175	9	0

Proposed Constitutional Amendments - Proposition 2

Vote For 1

	TOTAL	VOTE %		Election Day	Early Voting	Ballot By Mail	Provision al Ballots
For	243	82.94%	<div><div></div></div>	97	138	8	0
Against	50	17.06%	<div><div></div></div>	19	30	1	0
Total Votes Cast	293	100.00%	<div><div></div></div>	116	168	9	0
Overvotes	0			0	0	0	0
Undervotes	20			13	7	0	0
Contest Totals	313			129	175	9	0

Frisco ISD - Trustee, Place 1 Frisco

Vote For 1

	TOTAL	VOTE %		Election Day	Early Voting	Ballot By Mail	Provision al Ballots
Angela Dunford	132	44.00%	<div><div></div></div>	57	72	3	0
Gopal Ponangi	168	56.00%	<div><div></div></div>	66	97	5	0
Total Votes Cast	300	100.00%	<div><div></div></div>	123	169	8	0
Overvotes	0			0	0	0	0
Undervotes	13			6	6	1	0
Contest Totals	313			129	175	9	0

Frisco ISD - Trustee, Place 2 Frisco

Vote For 1

	TOTAL	VOTE %		Election Day	Early Voting	Ballot By Mail	Provision al Ballots
Marvin B. Lowe	117	38.36%	<div><div></div></div>	47	68	2	0
Natalie Hebert	103	33.77%	<div><div></div></div>	35	65	3	0
Kelly Karthik	85	27.87%	<div><div></div></div>	44	38	3	0
Total Votes Cast	305	100.00%	<div><div></div></div>	126	171	8	0
Overvotes	0			0	0	0	0
Undervotes	8			3	4	1	0
Contest Totals	313			129	175	9	0

Summary Results Report
General and Special Election
May 7, 2022

FINAL RESULTS
SOVC
COLLIN COUNTY

134

Frisco ISD - Trustee, Place 3 Frisco

Vote For 1

	TOTAL	VOTE %		Election Day	Early Voting	Ballot By Mail	Provision al Ballots
Dustin Paschal	136	45.48%	<div><div></div></div>	52	82	2	0
Timothy Soto	15	5.02%	<div><div></div></div>	10	5	0	0
Stephanie Elad	148	49.50%	<div><div></div></div>	61	81	6	0
Total Votes Cast	299	100.00%	<div><div></div></div>	123	168	8	0
Overvotes	0			0	0	0	0
Undervotes	14			6	7	1	0
Contest Totals	313			129	175	9	0

Prosper ISD - Trustee, Place 1 Prosper

Vote For 1

	TOTAL	VOTE %		Election Day	Early Voting	Ballot By Mail	Provision al Ballots
Jorden Dial	0			0	0	0	0
Kristin Meier	0			0	0	0	0
Kerry Antwine	0			0	0	0	0
Total Votes Cast	0			0	0	0	0
Overvotes	0			0	0	0	0
Undervotes	0			0	0	0	0
Contest Totals	0			0	0	0	0

Prosper ISD - Trustee, Place 3 Prosper

Vote For 1

	TOTAL	VOTE %		Election Day	Early Voting	Ballot By Mail	Provision al Ballots
Kelly P. Cavender	0			0	0	0	0
Nataly Huddleston	0			0	0	0	0
Lanford Rodgers	0			0	0	0	0
Total Votes Cast	0			0	0	0	0
Overvotes	0			0	0	0	0
Undervotes	0			0	0	0	0
Contest Totals	0			0	0	0	0

Prosper ISD - Trustee, Place 6 Prosper

Vote For 1

	TOTAL	VOTE %		Election Day	Early Voting	Ballot By Mail	Provision al Ballots
Lane Chamblee	0			0	0	0	0
Garrett Linker	0			0	0	0	0
Total Votes Cast	0			0	0	0	0
Overvotes	0			0	0	0	0
Undervotes	0			0	0	0	0
Contest Totals	0			0	0	0	0

135

Proposed Constitutional Amendments - Proposition 1

Vote For 1

	TOTAL	VOTE %		Election Day	Early Voting	Ballot By Mail	Provision al Ballots
For	253	91.34%	<div><div></div></div>	99	130	24	0
Against	24	8.66%	<div><div></div></div>	10	9	3	2
Total Votes Cast	277	100.00%	<div><div></div></div>	109	139	27	2
Overvotes	0			0	0	0	0
Undervotes	9			3	6	0	0
Contest Totals	286			112	145	27	2

Proposed Constitutional Amendments - Proposition 2

Vote For 1

	TOTAL	VOTE %		Election Day	Early Voting	Ballot By Mail	Provision al Ballots
For	255	90.43%	<div><div></div></div>	100	131	24	0
Against	27	9.57%	<div><div></div></div>	12	10	3	2
Total Votes Cast	282	100.00%	<div><div></div></div>	112	141	27	2
Overvotes	0			0	0	0	0
Undervotes	4			0	4	0	0
Contest Totals	286			112	145	27	2

Frisco ISD - Trustee, Place 1 Frisco

Vote For 1

	TOTAL	VOTE %		Election Day	Early Voting	Ballot By Mail	Provision al Ballots
Angela Dunford	145	56.64%	<div><div></div></div>	53	75	15	2
Gopal Ponangi	111	43.36%	<div><div></div></div>	49	55	7	0
Total Votes Cast	256	100.00%	<div><div></div></div>	102	130	22	2
Overvotes	0			0	0	0	0
Undervotes	30			10	15	5	0
Contest Totals	286			112	145	27	2

Frisco ISD - Trustee, Place 2 Frisco

Vote For 1

	TOTAL	VOTE %		Election Day	Early Voting	Ballot By Mail	Provision al Ballots
Marvin B. Lowe	121	45.15%	<div><div></div></div>	43	73	5	0
Natalie Hebert	84	31.34%	<div><div></div></div>	30	44	10	0
Kelly Karthik	63	23.51%	<div><div></div></div>	32	22	7	2
Total Votes Cast	268	100.00%	<div><div></div></div>	105	139	22	2
Overvotes	0			0	0	0	0
Undervotes	18			7	6	5	0
Contest Totals	286			112	145	27	2

Summary Results Report
General and Special Election
May 7, 2022

FINAL RESULTS
SOVC
COLLIN COUNTY

135

Frisco ISD - Trustee, Place 3 Frisco

Vote For 1

	TOTAL	VOTE %		Election Day	Early Voting	Ballot By Mail	Provision al Ballots
Dustin Paschal	99	37.50%	<div><div></div></div>	44	47	6	2
Timothy Soto	13	4.92%	<div><div></div></div>	3	9	1	0
Stephanie Elad	152	57.58%	<div><div></div></div>	54	83	15	0
Total Votes Cast	264	100.00%	<div><div></div></div>	101	139	22	2
Overvotes	0			0	0	0	0
Undervotes	22			11	6	5	0
Contest Totals	286			112	145	27	2

136

Proposed Constitutional Amendments - Proposition 1

Vote For 1

	TOTAL	VOTE %		Election Day	Early Voting	Ballot By Mail	Provision al Ballots
For	108	87.80%	<div><div></div></div>	52	28	28	0
Against	15	12.20%	<div><div></div></div>	11	2	2	0
Total Votes Cast	123	100.00%	<div><div></div></div>	63	30	30	0
Overvotes	0			0	0	0	0
Undervotes	1			0	0	1	0
Contest Totals	124			63	30	31	0

Proposed Constitutional Amendments - Proposition 2

Vote For 1

	TOTAL	VOTE %		Election Day	Early Voting	Ballot By Mail	Provision al Ballots
For	109	87.90%	<div><div></div></div>	52	28	29	0
Against	15	12.10%	<div><div></div></div>	11	2	2	0
Total Votes Cast	124	100.00%	<div><div></div></div>	63	30	31	0
Overvotes	0			0	0	0	0
Undervotes	0			0	0	0	0
Contest Totals	124			63	30	31	0

137

Proposed Constitutional Amendments - Proposition 1

Vote For 1

	TOTAL	VOTE %		Election Day	Early Voting	Ballot By Mail	Provision al Ballots
For	68	97.14%	<div><div></div></div>	16	39	13	0
Against	2	2.86%	<div><div></div></div>	1	1	0	0
Total Votes Cast	70	100.00%	<div><div></div></div>	17	40	13	0
Overvotes	0			0	0	0	0
Undervotes	0			0	0	0	0
Contest Totals	70			17	40	13	0

Proposed Constitutional Amendments - Proposition 2

Vote For 1

	TOTAL	VOTE %		Election Day	Early Voting	Ballot By Mail	Provision al Ballots
For	66	94.29%	<div><div></div></div>	15	39	12	0
Against	4	5.71%	<div><div></div></div>	2	1	1	0
Total Votes Cast	70	100.00%	<div><div></div></div>	17	40	13	0
Overvotes	0			0	0	0	0
Undervotes	0			0	0	0	0
Contest Totals	70			17	40	13	0

138

Proposed Constitutional Amendments - Proposition 1

Vote For 1

	TOTAL	VOTE %		Election Day	Early Voting	Ballot By Mail	Provision al Ballots
For	116	91.34%	<div><div></div></div>	48	42	26	0
Against	11	8.66%	<div><div></div></div>	4	6	1	0
Total Votes Cast	127	100.00%	<div><div></div></div>	52	48	27	0
Overvotes	0			0	0	0	0
Undervotes	0			0	0	0	0
Contest Totals	127			52	48	27	0

Proposed Constitutional Amendments - Proposition 2

Vote For 1

	TOTAL	VOTE %		Election Day	Early Voting	Ballot By Mail	Provision al Ballots
For	114	89.76%	<div><div></div></div>	48	39	27	0
Against	13	10.24%	<div><div></div></div>	4	9	0	0
Total Votes Cast	127	100.00%	<div><div></div></div>	52	48	27	0
Overvotes	0			0	0	0	0
Undervotes	0			0	0	0	0
Contest Totals	127			52	48	27	0

139

Proposed Constitutional Amendments - Proposition 1

Vote For 1

	TOTAL	VOTE %		Election Day	Early Voting	Ballot By Mail	Provision al Ballots
For	246	89.13%	<div><div></div></div>	81	130	35	0
Against	30	10.87%	<div><div></div></div>	13	12	5	0
Total Votes Cast	276	100.00%	<div><div></div></div>	94	142	40	0
Overvotes	0			0	0	0	0
Undervotes	11			1	8	2	0
Contest Totals	287			95	150	42	0

Proposed Constitutional Amendments - Proposition 2

Vote For 1

	TOTAL	VOTE %		Election Day	Early Voting	Ballot By Mail	Provision al Ballots
For	247	88.53%	<div><div></div></div>	82	127	38	0
Against	32	11.47%	<div><div></div></div>	13	16	3	0
Total Votes Cast	279	100.00%	<div><div></div></div>	95	143	41	0
Overvotes	0			0	0	0	0
Undervotes	8			0	7	1	0
Contest Totals	287			95	150	42	0

Frisco ISD - Trustee, Place 1 Frisco

Vote For 1

	TOTAL	VOTE %		Election Day	Early Voting	Ballot By Mail	Provision al Ballots
Angela Dunford	112	45.71%	<div><div></div></div>	43	48	21	0
Gopal Ponangi	133	54.29%	<div><div></div></div>	42	79	12	0
Total Votes Cast	245	100.00%	<div><div></div></div>	85	127	33	0
Overvotes	0			0	0	0	0
Undervotes	42			10	23	9	0
Contest Totals	287			95	150	42	0

Frisco ISD - Trustee, Place 2 Frisco

Vote For 1

	TOTAL	VOTE %		Election Day	Early Voting	Ballot By Mail	Provision al Ballots
Marvin B. Lowe	96	38.25%	<div><div></div></div>	36	53	7	0
Natalie Hebert	108	43.03%	<div><div></div></div>	30	56	22	0
Kelly Karthik	47	18.73%	<div><div></div></div>	19	25	3	0
Total Votes Cast	251	100.00%	<div><div></div></div>	85	134	32	0
Overvotes	0			0	0	0	0
Undervotes	36			10	16	10	0
Contest Totals	287			95	150	42	0

Summary Results Report
General and Special Election
May 7, 2022

FINAL RESULTS
SOVC
COLLIN COUNTY

139

Frisco ISD - Trustee, Place 3 Frisco

Vote For 1

	TOTAL	VOTE %		Election Day	Early Voting	Ballot By Mail	Provision al Ballots
Dustin Paschal	112	45.71%	<div><div></div></div>	33	66	13	0
Timothy Soto	20	8.16%	<div><div></div></div>	9	4	7	0
Stephanie Elad	113	46.12%	<div><div></div></div>	39	62	12	0
Total Votes Cast	245	100.00%	<div><div></div></div>	81	132	32	0
Overvotes	0			0	0	0	0
Undervotes	42			14	18	10	0
Contest Totals	287			95	150	42	0

140

Proposed Constitutional Amendments - Proposition 1

Vote For 1

	TOTAL	VOTE %		Election Day	Early Voting	Ballot By Mail	Provision al Ballots
For	293	93.31%	<div><div></div></div>	91	157	45	0
Against	21	6.69%	<div><div></div></div>	5	12	4	0
Total Votes Cast	314	100.00%	<div><div></div></div>	96	169	49	0
Overvotes	0			0	0	0	0
Undervotes	4			0	4	0	0
Contest Totals	318			96	173	49	0

Proposed Constitutional Amendments - Proposition 2

Vote For 1

	TOTAL	VOTE %		Election Day	Early Voting	Ballot By Mail	Provision al Ballots
For	287	91.40%	<div><div></div></div>	88	153	46	0
Against	27	8.60%	<div><div></div></div>	7	18	2	0
Total Votes Cast	314	100.00%	<div><div></div></div>	95	171	48	0
Overvotes	0			0	0	0	0
Undervotes	4			1	2	1	0
Contest Totals	318			96	173	49	0

141

Proposed Constitutional Amendments - Proposition 1

Vote For 1

	TOTAL	VOTE %		Election Day	Early Voting	Ballot By Mail	Provision al Ballots
For	207	89.22%	<div><div></div></div>	77	94	36	0
Against	25	10.78%	<div><div></div></div>	13	10	2	0
Total Votes Cast	232	100.00%	<div><div></div></div>	90	104	38	0
Overvotes	0			0	0	0	0
Undervotes	1			0	1	0	0
Contest Totals	233			90	105	38	0

Proposed Constitutional Amendments - Proposition 2

Vote For 1

	TOTAL	VOTE %		Election Day	Early Voting	Ballot By Mail	Provision al Ballots
For	212	91.38%	<div><div></div></div>	82	94	36	0
Against	20	8.62%	<div><div></div></div>	8	10	2	0
Total Votes Cast	232	100.00%	<div><div></div></div>	90	104	38	0
Overvotes	0			0	0	0	0
Undervotes	1			0	1	0	0
Contest Totals	233			90	105	38	0

142

Proposed Constitutional Amendments - Proposition 1

Vote For 1

	TOTAL	VOTE %		Election Day	Early Voting	Ballot By Mail	Provision al Ballots
For	130	91.55%	<div><div></div></div>	52	41	37	0
Against	12	8.45%	<div><div></div></div>	7	0	5	0
Total Votes Cast	142	100.00%	<div><div></div></div>	59	41	42	0
Overvotes	0			0	0	0	0
Undervotes	0			0	0	0	0
Contest Totals	142			59	41	42	0

Proposed Constitutional Amendments - Proposition 2

Vote For 1

	TOTAL	VOTE %		Election Day	Early Voting	Ballot By Mail	Provision al Ballots
For	124	87.94%	<div><div></div></div>	49	39	36	0
Against	17	12.06%	<div><div></div></div>	10	1	6	0
Total Votes Cast	141	100.00%	<div><div></div></div>	59	40	42	0
Overvotes	0			0	0	0	0
Undervotes	1			0	1	0	0
Contest Totals	142			59	41	42	0

143

Proposed Constitutional Amendments - Proposition 1

Vote For 1

	TOTAL	VOTE %		Election Day	Early Voting	Ballot By Mail	Provision al Ballots
For	96	95.05%	<div><div></div></div>	24	51	21	0
Against	5	4.95%	<div><div></div></div>	2	1	2	0
Total Votes Cast	101	100.00%	<div><div></div></div>	26	52	23	0
Overvotes	0			0	0	0	0
Undervotes	1			0	1	0	0
Contest Totals	102			26	53	23	0

Proposed Constitutional Amendments - Proposition 2

Vote For 1

	TOTAL	VOTE %		Election Day	Early Voting	Ballot By Mail	Provision al Ballots
For	96	94.12%	<div><div></div></div>	22	52	22	0
Against	6	5.88%	<div><div></div></div>	4	1	1	0
Total Votes Cast	102	100.00%	<div><div></div></div>	26	53	23	0
Overvotes	0			0	0	0	0
Undervotes	0			0	0	0	0
Contest Totals	102			26	53	23	0

Carrollton, City of - Mayor Carrollton

Vote For 1

	TOTAL	VOTE %		Election Day	Early Voting	Ballot By Mail	Provision al Ballots
Steve Babick	0	0.00%	<div><div></div></div>	0	0	0	0
Pat Cochran	2	100.00%	<div><div></div></div>	0	2	0	0
Total Votes Cast	2	100.00%	<div><div></div></div>	0	2	0	0
Overvotes	0			0	0	0	0
Undervotes	1			0	1	0	0
Contest Totals	3			0	3	0	0

Carrollton, City of - Councilmember, Place 1 Carrollton

Vote For 1

	TOTAL	VOTE %		Election Day	Early Voting	Ballot By Mail	Provision al Ballots
Sem Habtemariam	2	100.00%	<div><div></div></div>	0	2	0	0
Christopher Axberg	0	0.00%	<div><div></div></div>	0	0	0	0
Total Votes Cast	2	100.00%	<div><div></div></div>	0	2	0	0
Overvotes	0			0	0	0	0
Undervotes	1			0	1	0	0
Contest Totals	3			0	3	0	0

143

Carrollton, City of - Councilmember, Place 3 Carrollton

Vote For 1

	TOTAL	VOTE %		Election Day	Early Voting	Ballot By Mail	Provision al Ballots
Richard Fleming	2	100.00%	<div></div>	0	2	0	0
Daisy Palomo	0	0.00%	<div></div>	0	0	0	0
Nikki Ellis	0	0.00%	<div></div>	0	0	0	0
Total Votes Cast	2	100.00%	<div></div>	0	2	0	0
Overvotes	0			0	0	0	0
Undervotes	1			0	1	0	0
Contest Totals	3			0	3	0	0

144

Proposed Constitutional Amendments - Proposition 1

Vote For 1

	TOTAL	VOTE %		Election Day	Early Voting	Ballot By Mail	Provision al Ballots
For	227	92.65%	<div><div></div></div>	92	107	28	0
Against	18	7.35%	<div><div></div></div>	6	10	2	0
Total Votes Cast	245	100.00%	<div><div></div></div>	98	117	30	0
Overvotes	0			0	0	0	0
Undervotes	3			2	1	0	0
Contest Totals	248			100	118	30	0

Proposed Constitutional Amendments - Proposition 2

Vote For 1

	TOTAL	VOTE %		Election Day	Early Voting	Ballot By Mail	Provision al Ballots
For	228	94.21%	<div><div></div></div>	92	107	29	0
Against	14	5.79%	<div><div></div></div>	5	8	1	0
Total Votes Cast	242	100.00%	<div><div></div></div>	97	115	30	0
Overvotes	0			0	0	0	0
Undervotes	6			3	3	0	0
Contest Totals	248			100	118	30	0

City of Murphy - Councilman, Place 1 Murphy

Vote For 1

	TOTAL	VOTE %		Election Day	Early Voting	Ballot By Mail	Provision al Ballots
Karan Chetal	87	37.18%	<div><div></div></div>	36	47	4	0
Elizabeth Abraham	147	62.82%	<div><div></div></div>	58	67	22	0
Total Votes Cast	234	100.00%	<div><div></div></div>	94	114	26	0
Overvotes	0			0	0	0	0
Undervotes	13			6	4	3	0
Contest Totals	247			100	118	29	0

City of Murphy - Councilman, Place 2 Murphy

Vote For 1

	TOTAL	VOTE %		Election Day	Early Voting	Ballot By Mail	Provision al Ballots
Jennifer Berthiaume	159	100.00%	<div><div></div></div>	62	77	20	0
Total Votes Cast	159	100.00%	<div><div></div></div>	62	77	20	0
Overvotes	0			0	0	0	0
Undervotes	88			38	41	9	0
Contest Totals	247			100	118	29	0

144

City of Murphy - Councilman, Place 4 Murphy

Vote For 1

	TOTAL	VOTE %		Election Day	Early Voting	Ballot By Mail	Provision al Ballots
Ken Oltmann	153	100.00%	<div><div></div></div>	62	73	18	0
Total Votes Cast	153	100.00%	<div><div></div></div>	62	73	18	0
Overvotes	0			0	0	0	0
Undervotes	94			38	45	11	0
Contest Totals	247			100	118	29	0

City of Murphy - Councilman, Place 6 Murphy

Vote For 1

	TOTAL	VOTE %		Election Day	Early Voting	Ballot By Mail	Provision al Ballots
Michael Padilla	109	47.39%	<div><div></div></div>	42	54	13	0
Jené Butler	121	52.61%	<div><div></div></div>	52	56	13	0
Total Votes Cast	230	100.00%	<div><div></div></div>	94	110	26	0
Overvotes	0			0	0	0	0
Undervotes	17			6	8	3	0
Contest Totals	247			100	118	29	0

Sachse, City of - Mayor Sachse

Vote For 1

	TOTAL	VOTE %		Election Day	Early Voting	Ballot By Mail	Provision al Ballots
Teddy Kinzer	0	0.00%	<div><div></div></div>	0	0	0	0
Jeff Bickerstaff	1	100.00%	<div><div></div></div>	0	0	1	0
Total Votes Cast	1	100.00%	<div><div></div></div>	0	0	1	0
Overvotes	0			0	0	0	0
Undervotes	0			0	0	0	0
Contest Totals	1			0	0	1	0

Sachse, City of - Member of Council, Place 5 Sachse

Vote For 1

	TOTAL	VOTE %		Election Day	Early Voting	Ballot By Mail	Provision al Ballots
Lindsay Buhler	0	0.00%	<div><div></div></div>	0	0	0	0
Spencer Hauenstein	1	100.00%	<div><div></div></div>	0	0	1	0
Total Votes Cast	1	100.00%	<div><div></div></div>	0	0	1	0
Overvotes	0			0	0	0	0
Undervotes	0			0	0	0	0
Contest Totals	1			0	0	1	0

Summary Results Report
General and Special Election
May 7, 2022

FINAL RESULTS
SOVC
COLLIN COUNTY

144

Sachse, City of - Member of Council, Place 6 Sachse

Vote For 1

	TOTAL	VOTE %		Election Day	Early Voting	Ballot By Mail	Provision al Ballots
Matt Prestenberg	1	100.00%	<div></div>	0	0	1	0
Adrian Rodriguez	0	0.00%	<div></div>	0	0	0	0
Total Votes Cast	1	100.00%	<div></div>	0	0	1	0
Overvotes	0			0	0	0	0
Undervotes	0			0	0	0	0
Contest Totals	1			0	0	1	0

145

Proposed Constitutional Amendments - Proposition 1

Vote For 1

	TOTAL	VOTE %		Election Day	Early Voting	Ballot By Mail	Provision al Ballots
For	135	89.40%	<div><div></div></div>	40	82	13	0
Against	16	10.60%	<div><div></div></div>	4	11	1	0
Total Votes Cast	151	100.00%	<div><div></div></div>	44	93	14	0
Overvotes	0			0	0	0	0
Undervotes	7			2	5	0	0
Contest Totals	158			46	98	14	0

Proposed Constitutional Amendments - Proposition 2

Vote For 1

	TOTAL	VOTE %		Election Day	Early Voting	Ballot By Mail	Provision al Ballots
For	134	87.58%	<div><div></div></div>	41	80	13	0
Against	19	12.42%	<div><div></div></div>	3	15	1	0
Total Votes Cast	153	100.00%	<div><div></div></div>	44	95	14	0
Overvotes	0			0	0	0	0
Undervotes	5			2	3	0	0
Contest Totals	158			46	98	14	0

Allen, City of - Councilmember, Place No. 4 Allen

Vote For 1

	TOTAL	VOTE %		Election Day	Early Voting	Ballot By Mail	Provision al Ballots
Chris Schulmeister	99	70.71%	<div><div></div></div>	28	62	9	0
Nathan Polsky	41	29.29%	<div><div></div></div>	10	29	2	0
Total Votes Cast	140	100.00%	<div><div></div></div>	38	91	11	0
Overvotes	0			0	0	0	0
Undervotes	18			8	7	3	0
Contest Totals	158			46	98	14	0

Allen, City of - Councilmember, Place No. 6 Allen

Vote For 1

	TOTAL	VOTE %		Election Day	Early Voting	Ballot By Mail	Provision al Ballots
Srini Raghavan	53	36.30%	<div><div></div></div>	15	37	1	0
Ben Trahan	93	63.70%	<div><div></div></div>	25	58	10	0
Total Votes Cast	146	100.00%	<div><div></div></div>	40	95	11	0
Overvotes	0			0	0	0	0
Undervotes	12			6	3	3	0
Contest Totals	158			46	98	14	0

145

Allen ISD - School District Board of Trustees, Place 2 Allen

Vote For 1

	TOTAL	VOTE %		Election Day	Early Voting	Ballot By Mail	Provision al Ballots
Bill Parker	48	33.33%	<div><div></div></div>	11	29	8	0
Sam Abiog	45	31.25%	<div><div></div></div>	15	30	0	0
Christina Cabral	51	35.42%	<div><div></div></div>	16	32	3	0
Total Votes Cast	144	100.00%	<div><div></div></div>	42	91	11	0
Overvotes	0			0	0	0	0
Undervotes	14			4	7	3	0
Contest Totals	158			46	98	14	0

Allen ISD - School District Board of Trustees, Place 4 Allen

Vote For 1

	TOTAL	VOTE %		Election Day	Early Voting	Ballot By Mail	Provision al Ballots
Amy Gnadt	86	62.32%	<div><div></div></div>	24	56	6	0
Joe Boylan	52	37.68%	<div><div></div></div>	12	35	5	0
Total Votes Cast	138	100.00%	<div><div></div></div>	36	91	11	0
Overvotes	0			0	0	0	0
Undervotes	20			10	7	3	0
Contest Totals	158			46	98	14	0

Allen ISD - School District Board of Trustees, Place 5 Allen

Vote For 1

	TOTAL	VOTE %		Election Day	Early Voting	Ballot By Mail	Provision al Ballots
Elle Holland	46	32.17%	<div><div></div></div>	13	31	2	0
Snober Lakhani	42	29.37%	<div><div></div></div>	14	25	3	0
Kelley Rowley	55	38.46%	<div><div></div></div>	16	33	6	0
Total Votes Cast	143	100.00%	<div><div></div></div>	43	89	11	0
Overvotes	0			0	0	0	0
Undervotes	15			3	9	3	0
Contest Totals	158			46	98	14	0

146

Proposed Constitutional Amendments - Proposition 1

Vote For 1

	TOTAL	VOTE %		Election Day	Early Voting	Ballot By Mail	Provisional Ballots
For	349	89.26%	<div><div></div></div>	132	200	16	1
Against	42	10.74%	<div><div></div></div>	18	22	2	0
Total Votes Cast	391	100.00%	<div><div></div></div>	150	222	18	1
Overvotes	0			0	0	0	0
Undervotes	21			5	16	0	0
Contest Totals	412			155	238	18	1

Proposed Constitutional Amendments - Proposition 2

Vote For 1

	TOTAL	VOTE %		Election Day	Early Voting	Ballot By Mail	Provisional Ballots
For	347	87.63%	<div><div></div></div>	131	199	16	1
Against	49	12.37%	<div><div></div></div>	20	27	2	0
Total Votes Cast	396	100.00%	<div><div></div></div>	151	226	18	1
Overvotes	0			0	0	0	0
Undervotes	16			4	12	0	0
Contest Totals	412			155	238	18	1

Frisco ISD - Trustee, Place 1 Frisco

Vote For 1

	TOTAL	VOTE %		Election Day	Early Voting	Ballot By Mail	Provisional Ballots
Angela Dunford	197	52.12%	<div><div></div></div>	63	124	10	0
Gopal Ponangi	181	47.88%	<div><div></div></div>	79	96	6	0
Total Votes Cast	378	100.00%	<div><div></div></div>	142	220	16	0
Overvotes	0			0	0	0	0
Undervotes	34			13	18	2	1
Contest Totals	412			155	238	18	1

Frisco ISD - Trustee, Place 2 Frisco

Vote For 1

	TOTAL	VOTE %		Election Day	Early Voting	Ballot By Mail	Provisional Ballots
Marvin B. Lowe	155	39.85%	<div><div></div></div>	52	97	5	1
Natalie Hebert	160	41.13%	<div><div></div></div>	59	92	9	0
Kelly Karthik	74	19.02%	<div><div></div></div>	36	36	2	0
Total Votes Cast	389	100.00%	<div><div></div></div>	147	225	16	1
Overvotes	0			0	0	0	0
Undervotes	23			8	13	2	0
Contest Totals	412			155	238	18	1

Summary Results Report
General and Special Election
May 7, 2022

FINAL RESULTS
SOVC
COLLIN COUNTY

146

Frisco ISD - Trustee, Place 3 Frisco

Vote For 1

	TOTAL	VOTE %		Election Day	Early Voting	Ballot By Mail	Provision al Ballots
Dustin Paschal	180	46.88%	<div><div></div></div>	71	103	6	0
Timothy Soto	10	2.60%	<div><div></div></div>	4	6	0	0
Stephanie Elad	194	50.52%	<div><div></div></div>	68	115	10	1
Total Votes Cast	384	100.00%	<div><div></div></div>	143	224	16	1
Overvotes	0			0	0	0	0
Undervotes	28			12	14	2	0
Contest Totals	412			155	238	18	1

147

Proposed Constitutional Amendments - Proposition 1

Vote For 1

	TOTAL	VOTE %		Election Day	Early Voting	Ballot By Mail	Provision al Ballots
For	126	90.00%	<div><div></div></div>	39	78	9	0
Against	14	10.00%	<div><div></div></div>	1	11	2	0
Total Votes Cast	140	100.00%	<div><div></div></div>	40	89	11	0
Overvotes	0			0	0	0	0
Undervotes	8			2	6	0	0
Contest Totals	148			42	95	11	0

Proposed Constitutional Amendments - Proposition 2

Vote For 1

	TOTAL	VOTE %		Election Day	Early Voting	Ballot By Mail	Provision al Ballots
For	129	89.58%	<div><div></div></div>	37	82	10	0
Against	15	10.42%	<div><div></div></div>	4	10	1	0
Total Votes Cast	144	100.00%	<div><div></div></div>	41	92	11	0
Overvotes	0			0	0	0	0
Undervotes	4			1	3	0	0
Contest Totals	148			42	95	11	0

Allen, City of - Councilmember, Place No. 4 Allen

Vote For 1

	TOTAL	VOTE %		Election Day	Early Voting	Ballot By Mail	Provision al Ballots
Chris Schulmeister	88	68.75%	<div><div></div></div>	25	56	7	0
Nathan Polsky	40	31.25%	<div><div></div></div>	8	31	1	0
Total Votes Cast	128	100.00%	<div><div></div></div>	33	87	8	0
Overvotes	0			0	0	0	0
Undervotes	20			9	8	3	0
Contest Totals	148			42	95	11	0

Allen, City of - Councilmember, Place No. 6 Allen

Vote For 1

	TOTAL	VOTE %		Election Day	Early Voting	Ballot By Mail	Provision al Ballots
Srini Raghavan	63	47.73%	<div><div></div></div>	16	46	1	0
Ben Trahan	69	52.27%	<div><div></div></div>	21	40	8	0
Total Votes Cast	132	100.00%	<div><div></div></div>	37	86	9	0
Overvotes	0			0	0	0	0
Undervotes	16			5	9	2	0
Contest Totals	148			42	95	11	0

147

Allen ISD - School District Board of Trustees, Place 2 Allen

Vote For 1

	TOTAL	VOTE %		Election Day	Early Voting	Ballot By Mail	Provision al Ballots
Bill Parker	45	33.83%	<div><div></div></div>	11	32	2	0
Sam Abiog	54	40.60%	<div><div></div></div>	15	38	1	0
Christina Cabral	34	25.56%	<div><div></div></div>	12	19	3	0
Total Votes Cast	133	100.00%	<div><div></div></div>	38	89	6	0
Overvotes	0			0	0	0	0
Undervotes	15			4	6	5	0
Contest Totals	148			42	95	11	0

Allen ISD - School District Board of Trustees, Place 4 Allen

Vote For 1

	TOTAL	VOTE %		Election Day	Early Voting	Ballot By Mail	Provision al Ballots
Amy Gnadt	89	71.20%	<div><div></div></div>	15	69	5	0
Joe Boylan	36	28.80%	<div><div></div></div>	20	13	3	0
Total Votes Cast	125	100.00%	<div><div></div></div>	35	82	8	0
Overvotes	0			0	0	0	0
Undervotes	23			7	13	3	0
Contest Totals	148			42	95	11	0

Allen ISD - School District Board of Trustees, Place 5 Allen

Vote For 1

	TOTAL	VOTE %		Election Day	Early Voting	Ballot By Mail	Provision al Ballots
Elle Holland	48	35.56%	<div><div></div></div>	11	37	0	0
Snober Lakhani	31	22.96%	<div><div></div></div>	16	14	1	0
Kelley Rowley	56	41.48%	<div><div></div></div>	12	39	5	0
Total Votes Cast	135	100.00%	<div><div></div></div>	39	90	6	0
Overvotes	0			0	0	0	0
Undervotes	13			3	5	5	0
Contest Totals	148			42	95	11	0

148

Proposed Constitutional Amendments - Proposition 1

Vote For 1

	TOTAL	VOTE %		Election Day	Early Voting	Ballot By Mail	Provision al Ballots
For	42	97.67%	<div><div></div></div>	4	12	26	0
Against	1	2.33%	<div><div></div></div>	0	1	0	0
Total Votes Cast	43	100.00%	<div><div></div></div>	4	13	26	0
Overvotes	0			0	0	0	0
Undervotes	0			0	0	0	0
Contest Totals	43			4	13	26	0

Proposed Constitutional Amendments - Proposition 2

Vote For 1

	TOTAL	VOTE %		Election Day	Early Voting	Ballot By Mail	Provision al Ballots
For	36	85.71%	<div><div></div></div>	4	11	21	0
Against	6	14.29%	<div><div></div></div>	0	1	5	0
Total Votes Cast	42	100.00%	<div><div></div></div>	4	12	26	0
Overvotes	0			0	0	0	0
Undervotes	1			0	1	0	0
Contest Totals	43			4	13	26	0

149

Proposed Constitutional Amendments - Proposition 1

Vote For 1

	TOTAL	VOTE %		Election Day	Early Voting	Ballot By Mail	Provision al Ballots
For	186	91.18%	<div><div></div></div>	55	99	32	0
Against	18	8.82%	<div><div></div></div>	5	12	1	0
Total Votes Cast	204	100.00%	<div><div></div></div>	60	111	33	0
Overvotes	0			0	0	0	0
Undervotes	3			1	1	1	0
Contest Totals	207			61	112	34	0

Proposed Constitutional Amendments - Proposition 2

Vote For 1

	TOTAL	VOTE %		Election Day	Early Voting	Ballot By Mail	Provision al Ballots
For	187	92.12%	<div><div></div></div>	56	103	28	0
Against	16	7.88%	<div><div></div></div>	3	8	5	0
Total Votes Cast	203	100.00%	<div><div></div></div>	59	111	33	0
Overvotes	0			0	0	0	0
Undervotes	4			2	1	1	0
Contest Totals	207			61	112	34	0

150

Proposed Constitutional Amendments - Proposition 1

Vote For 1

	TOTAL	VOTE %		Election Day	Early Voting	Ballot By Mail	Provision al Ballots
For	287	93.18%	<div><div></div></div>	74	192	21	0
Against	21	6.82%	<div><div></div></div>	10	10	1	0
Total Votes Cast	308	100.00%	<div><div></div></div>	84	202	22	0
Overvotes	0			0	0	0	0
Undervotes	4			1	3	0	0
Contest Totals	312			85	205	22	0

Proposed Constitutional Amendments - Proposition 2

Vote For 1

	TOTAL	VOTE %		Election Day	Early Voting	Ballot By Mail	Provision al Ballots
For	294	95.45%	<div><div></div></div>	80	195	19	0
Against	14	4.55%	<div><div></div></div>	3	9	2	0
Total Votes Cast	308	100.00%	<div><div></div></div>	83	204	21	0
Overvotes	0			0	0	0	0
Undervotes	4			2	1	1	0
Contest Totals	312			85	205	22	0

City of Melissa - Mayor Melissa

Vote For 1

	TOTAL	VOTE %		Election Day	Early Voting	Ballot By Mail	Provision al Ballots
Jay Northcut	0			0	0	0	0
Shannon Sweat	0			0	0	0	0
Total Votes Cast	0			0	0	0	0
Overvotes	0			0	0	0	0
Undervotes	0			0	0	0	0
Contest Totals	0			0	0	0	0

City of Melissa - City Council, Place 2 Melissa

Vote For 1

	TOTAL	VOTE %		Election Day	Early Voting	Ballot By Mail	Provision al Ballots
Chad Taylor	0			0	0	0	0
Total Votes Cast	0			0	0	0	0
Overvotes	0			0	0	0	0
Undervotes	0			0	0	0	0
Contest Totals	0			0	0	0	0

Summary Results Report
General and Special Election
May 7, 2022

FINAL RESULTS
SOVC
COLLIN COUNTY

150

City of Melissa - City Council, Place 4 Melissa

Vote For 1

	TOTAL	VOTE %	Election Day	Early Voting	Ballot By Mail	Provision al Ballots
Joseph Armstrong	0		0	0	0	0
Total Votes Cast	0		0	0	0	0
Overvotes	0		0	0	0	0
Undervotes	0		0	0	0	0
Contest Totals	0		0	0	0	0




City of Melissa - City Council, Place 6 Melissa

Vote For 1

	TOTAL	VOTE %	Election Day	Early Voting	Ballot By Mail	Provision al Ballots
Sean Lehr	0		0	0	0	0
Dwayne M. McNeil	0		0	0	0	0
Total Votes Cast	0		0	0	0	0
Overvotes	0		0	0	0	0
Undervotes	0		0	0	0	0
Contest Totals	0		0	0	0	0





McKinney MUD 1, Precinct 4 - Director MCKINNEY 4

Vote For 1

	TOTAL	VOTE %	Election Day	Early Voting	Ballot By Mail	Provision al Ballots
Kevin Lowry	31	77.50% 	12	18	1	0
Linda M. Backlund	9	22.50% 	4	4	1	0
Total Votes Cast	40	100.00% 	16	22	2	0
Overvotes	0		0	0	0	0
Undervotes	3		0	3	0	0
Contest Totals	43		16	25	2	0

North Collin Special Utility District - Director NORTH COLLIN SPECIAL UTILITY DISTRICT

Vote For 2

	TOTAL	VOTE %	Election Day	Early Voting	Ballot By Mail	Provision al Ballots
Debbie Herbst	4	40.00% 	2	1	1	0
Scott Morrissey	4	40.00% 	0	4	0	0
Ellen Hartley	2	20.00% 	1	1	0	0
Total Votes Cast	10	100.00% 	3	6	1	0
Overvotes	0		0	0	0	0
Undervotes	14		5	8	1	0
Contest Totals	24		8	14	2	0

151

Proposed Constitutional Amendments - Proposition 1

Vote For 1

	TOTAL	VOTE %		Election Day	Early Voting	Ballot By Mail	Provision al Ballots
For	138	92.00%	<div><div></div></div>	42	86	10	0
Against	12	8.00%	<div><div></div></div>	1	11	0	0
Total Votes Cast	150	100.00%	<div><div></div></div>	43	97	10	0
Overvotes	0			0	0	0	0
Undervotes	10			1	8	1	0
Contest Totals	160			44	105	11	0

Proposed Constitutional Amendments - Proposition 2

Vote For 1

	TOTAL	VOTE %		Election Day	Early Voting	Ballot By Mail	Provision al Ballots
For	140	91.50%	<div><div></div></div>	37	93	10	0
Against	13	8.50%	<div><div></div></div>	5	7	1	0
Total Votes Cast	153	100.00%	<div><div></div></div>	42	100	11	0
Overvotes	0			0	0	0	0
Undervotes	7			2	5	0	0
Contest Totals	160			44	105	11	0

Allen, City of - Councilmember, Place No. 4 Allen

Vote For 1

	TOTAL	VOTE %		Election Day	Early Voting	Ballot By Mail	Provision al Ballots
Chris Schulmeister	106	74.65%	<div><div></div></div>	31	67	8	0
Nathan Polsky	36	25.35%	<div><div></div></div>	11	23	2	0
Total Votes Cast	142	100.00%	<div><div></div></div>	42	90	10	0
Overvotes	0			0	0	0	0
Undervotes	18			2	15	1	0
Contest Totals	160			44	105	11	0

Allen, City of - Councilmember, Place No. 6 Allen

Vote For 1

	TOTAL	VOTE %		Election Day	Early Voting	Ballot By Mail	Provision al Ballots
Srini Raghavan	60	40.54%	<div><div></div></div>	12	45	3	0
Ben Trahan	88	59.46%	<div><div></div></div>	29	53	6	0
Total Votes Cast	148	100.00%	<div><div></div></div>	41	98	9	0
Overvotes	0			0	0	0	0
Undervotes	12			3	7	2	0
Contest Totals	160			44	105	11	0

151

Allen ISD - School District Board of Trustees, Place 2 Allen

Vote For 1

	TOTAL	VOTE %		Election Day	Early Voting	Ballot By Mail	Provision al Ballots
Bill Parker	44	28.39%	<div><div></div></div>	13	26	5	0
Sam Abiog	55	35.48%	<div><div></div></div>	12	40	3	0
Christina Cabral	56	36.13%	<div><div></div></div>	18	35	3	0
Total Votes Cast	155	100.00%	<div><div></div></div>	43	101	11	0
Overvotes	0			0	0	0	0
Undervotes	5			1	4	0	0
Contest Totals	160			44	105	11	0

Allen ISD - School District Board of Trustees, Place 4 Allen

Vote For 1

	TOTAL	VOTE %		Election Day	Early Voting	Ballot By Mail	Provision al Ballots
Amy Gnadt	75	52.45%	<div><div></div></div>	19	50	6	0
Joe Boylan	68	47.55%	<div><div></div></div>	21	43	4	0
Total Votes Cast	143	100.00%	<div><div></div></div>	40	93	10	0
Overvotes	0			0	0	0	0
Undervotes	17			4	12	1	0
Contest Totals	160			44	105	11	0

Allen ISD - School District Board of Trustees, Place 5 Allen

Vote For 1

	TOTAL	VOTE %		Election Day	Early Voting	Ballot By Mail	Provision al Ballots
Elle Holland	60	38.71%	<div><div></div></div>	12	43	5	0
Snober Lakhani	52	33.55%	<div><div></div></div>	19	30	3	0
Kelley Rowley	43	27.74%	<div><div></div></div>	11	29	3	0
Total Votes Cast	155	100.00%	<div><div></div></div>	42	102	11	0
Overvotes	0			0	0	0	0
Undervotes	5			2	3	0	0
Contest Totals	160			44	105	11	0

152

Proposed Constitutional Amendments - Proposition 1

Vote For 1

	TOTAL	VOTE %		Election Day	Early Voting	Ballot By Mail	Provision al Ballots
For	1	25.00%	<div><div></div></div>	1	0	0	0
Against	3	75.00%	<div><div></div></div>	0	3	0	0
Total Votes Cast	4	100.00%	<div><div></div></div>	1	3	0	0
Overvotes	0			0	0	0	0
Undervotes	0			0	0	0	0
Contest Totals	4			1	3	0	0

Proposed Constitutional Amendments - Proposition 2

Vote For 1

	TOTAL	VOTE %		Election Day	Early Voting	Ballot By Mail	Provision al Ballots
For	3	75.00%	<div><div></div></div>	1	2	0	0
Against	1	25.00%	<div><div></div></div>	0	1	0	0
Total Votes Cast	4	100.00%	<div><div></div></div>	1	3	0	0
Overvotes	0			0	0	0	0
Undervotes	0			0	0	0	0
Contest Totals	4			1	3	0	0

153

Proposed Constitutional Amendments - Proposition 1

Vote For 1

	TOTAL	VOTE %		Election Day	Early Voting	Ballot By Mail	Provision al Ballots
For	253	88.46%	<div><div></div></div>	79	143	31	0
Against	33	11.54%	<div><div></div></div>	7	25	1	0
Total Votes Cast	286	100.00%	<div><div></div></div>	86	168	32	0
Overvotes	0			0	0	0	0
Undervotes	7			2	4	1	0
Contest Totals	293			88	172	33	0

Proposed Constitutional Amendments - Proposition 2

Vote For 1

	TOTAL	VOTE %		Election Day	Early Voting	Ballot By Mail	Provision al Ballots
For	268	92.73%	<div><div></div></div>	81	156	31	0
Against	21	7.27%	<div><div></div></div>	6	13	2	0
Total Votes Cast	289	100.00%	<div><div></div></div>	87	169	33	0
Overvotes	0			0	0	0	0
Undervotes	4			1	3	0	0
Contest Totals	293			88	172	33	0

City of Murphy - Councilman, Place 1 Murphy

Vote For 1

	TOTAL	VOTE %		Election Day	Early Voting	Ballot By Mail	Provision al Ballots
Karan Chetal	1	14.29%	<div><div></div></div>	0	1	0	0
Elizabeth Abraham	6	85.71%	<div><div></div></div>	0	4	2	0
Total Votes Cast	7	100.00%	<div><div></div></div>	0	5	2	0
Overvotes	0			0	0	0	0
Undervotes	0			0	0	0	0
Contest Totals	7			0	5	2	0

City of Murphy - Councilman, Place 2 Murphy

Vote For 1

	TOTAL	VOTE %		Election Day	Early Voting	Ballot By Mail	Provision al Ballots
Jennifer Berthiaume	6	100.00%	<div><div></div></div>	0	4	2	0
Total Votes Cast	6	100.00%	<div><div></div></div>	0	4	2	0
Overvotes	0			0	0	0	0
Undervotes	1			0	1	0	0
Contest Totals	7			0	5	2	0

153

City of Murphy - Councilman, Place 4 Murphy

Vote For 1

	TOTAL	VOTE %		Election Day	Early Voting	Ballot By Mail	Provision al Ballots
Ken Oltmann	6	100.00%	<div><div></div></div>	0	4	2	0
Total Votes Cast	6	100.00%	<div><div></div></div>	0	4	2	0
Overvotes	0			0	0	0	0
Undervotes	1			0	1	0	0
Contest Totals	7			0	5	2	0

City of Murphy - Councilman, Place 6 Murphy

Vote For 1

	TOTAL	VOTE %		Election Day	Early Voting	Ballot By Mail	Provision al Ballots
Michael Padilla	2	28.57%	<div><div></div></div>	0	1	1	0
Jené Butler	5	71.43%	<div><div></div></div>	0	4	1	0
Total Votes Cast	7	100.00%	<div><div></div></div>	0	5	2	0
Overvotes	0			0	0	0	0
Undervotes	0			0	0	0	0
Contest Totals	7			0	5	2	0

Sachse, City of - Mayor Sachse

Vote For 1

	TOTAL	VOTE %		Election Day	Early Voting	Ballot By Mail	Provision al Ballots
Teddy Kinzer	91	34.87%	<div><div></div></div>	37	44	10	0
Jeff Bickerstaff	170	65.13%	<div><div></div></div>	43	109	18	0
Total Votes Cast	261	100.00%	<div><div></div></div>	80	153	28	0
Overvotes	0			0	0	0	0
Undervotes	25			8	14	3	0
Contest Totals	286			88	167	31	0

Sachse, City of - Member of Council, Place 5 Sachse

Vote For 1

	TOTAL	VOTE %		Election Day	Early Voting	Ballot By Mail	Provision al Ballots
Lindsay Buhler	173	72.38%	<div><div></div></div>	58	100	15	0
Spencer Hauenstein	66	27.62%	<div><div></div></div>	16	43	7	0
Total Votes Cast	239	100.00%	<div><div></div></div>	74	143	22	0
Overvotes	0			0	0	0	0
Undervotes	47			14	24	9	0
Contest Totals	286			88	167	31	0

153

Sachse, City of - Member of Council, Place 6 Sachse

Vote For 1

	TOTAL	VOTE %		Election Day	Early Voting	Ballot By Mail	Provision al Ballots
Matt Prestenberg	155	67.98%	<div><div></div></div>	47	92	16	0
Adrian Rodriguez	73	32.02%	<div><div></div></div>	23	45	5	0
Total Votes Cast	228	100.00%	<div><div></div></div>	70	137	21	0
Overvotes	0			0	0	0	0
Undervotes	58			18	30	10	0
Contest Totals	286			88	167	31	0

154

Proposed Constitutional Amendments - Proposition 1

Vote For 1

	TOTAL	VOTE %		Election Day	Early Voting	Ballot By Mail	Provision al Ballots
For	205	92.34%	<div><div></div></div>	66	127	9	3
Against	17	7.66%	<div><div></div></div>	2	15	0	0
Total Votes Cast	222	100.00%	<div><div></div></div>	68	142	9	3
Overvotes	0			0	0	0	0
Undervotes	23			7	15	1	0
Contest Totals	245			75	157	10	3

Proposed Constitutional Amendments - Proposition 2

Vote For 1

	TOTAL	VOTE %		Election Day	Early Voting	Ballot By Mail	Provision al Ballots
For	214	91.06%	<div><div></div></div>	66	135	10	3
Against	21	8.94%	<div><div></div></div>	4	17	0	0
Total Votes Cast	235	100.00%	<div><div></div></div>	70	152	10	3
Overvotes	0			0	0	0	0
Undervotes	10			5	5	0	0
Contest Totals	245			75	157	10	3

Celina, City of - Councilman, Place 1 Celina

Vote For 1

	TOTAL	VOTE %		Election Day	Early Voting	Ballot By Mail	Provision al Ballots
Philip Ferguson	55	43.65%	<div><div></div></div>	22	33	0	0
Eric Becker	71	56.35%	<div><div></div></div>	16	49	5	1
Total Votes Cast	126	100.00%	<div><div></div></div>	38	82	5	1
Overvotes	0			0	0	0	0
Undervotes	12			3	9	0	0
Contest Totals	138			41	91	5	1

Celina, City of - Councilman, Place 6 Celina

Vote For 1

	TOTAL	VOTE %		Election Day	Early Voting	Ballot By Mail	Provision al Ballots
Tony Griggs	66	54.55%	<div><div></div></div>	26	37	3	0
Chad Anderson	55	45.45%	<div><div></div></div>	11	41	2	1
Total Votes Cast	121	100.00%	<div><div></div></div>	37	78	5	1
Overvotes	0			0	0	0	0
Undervotes	17			4	13	0	0
Contest Totals	138			41	91	5	1

Summary Results Report
General and Special Election
May 7, 2022

FINAL RESULTS
SOVC
COLLIN COUNTY

154

Celina, City of - Proposition A

Vote For 1

	TOTAL	VOTE %		Election Day	Early Voting	Ballot By Mail	Provision al Ballots
For	119	96.75%	<div><div></div></div>	37	76	5	1
Against	4	3.25%	<div><div></div></div>	1	3	0	0
Total Votes Cast	123	100.00%	<div><div></div></div>	38	79	5	1
Overvotes	0			0	0	0	0
Undervotes	15			3	12	0	0
Contest Totals	138			41	91	5	1

Celina, City of - Proposition B

Vote For 1

	TOTAL	VOTE %		Election Day	Early Voting	Ballot By Mail	Provision al Ballots
For	112	94.12%	<div><div></div></div>	35	71	5	1
Against	7	5.88%	<div><div></div></div>	0	7	0	0
Total Votes Cast	119	100.00%	<div><div></div></div>	35	78	5	1
Overvotes	0			0	0	0	0
Undervotes	19			6	13	0	0
Contest Totals	138			41	91	5	1

Celina, City of - Proposition C

Vote For 1

	TOTAL	VOTE %		Election Day	Early Voting	Ballot By Mail	Provision al Ballots
For	93	79.49%	<div><div></div></div>	28	61	3	1
Against	24	20.51%	<div><div></div></div>	6	16	2	0
Total Votes Cast	117	100.00%	<div><div></div></div>	34	77	5	1
Overvotes	0			0	0	0	0
Undervotes	21			7	14	0	0
Contest Totals	138			41	91	5	1

Celina, City of - Proposition D

Vote For 1

	TOTAL	VOTE %		Election Day	Early Voting	Ballot By Mail	Provision al Ballots
For	126	96.92%	<div><div></div></div>	38	82	5	1
Against	4	3.08%	<div><div></div></div>	1	3	0	0
Total Votes Cast	130	100.00%	<div><div></div></div>	39	85	5	1
Overvotes	0			0	0	0	0
Undervotes	8			2	6	0	0
Contest Totals	138			41	91	5	1

154

Celina, City of - Proposition E

Vote For 1

	TOTAL	VOTE %		Election Day	Early Voting	Ballot By Mail	Provision al Ballots
For	61	49.59%	<div><div></div></div>	15	45	0	1
Against	62	50.41%	<div><div></div></div>	22	35	5	0
Total Votes Cast	123	100.00%	<div><div></div></div>	37	80	5	1
Overvotes	0			0	0	0	0
Undervotes	15			4	11	0	0
Contest Totals	138			41	91	5	1

Celina ISD - Trustee, Place 1 Celina

Vote For 1

	TOTAL	VOTE %		Election Day	Early Voting	Ballot By Mail	Provision al Ballots
Chuck Hansen	164	74.89%	<div><div></div></div>	49	107	7	1
Vicky Hogue	55	25.11%	<div><div></div></div>	17	35	1	2
Total Votes Cast	219	100.00%	<div><div></div></div>	66	142	8	3
Overvotes	0			0	0	0	0
Undervotes	26			9	15	2	0
Contest Totals	245			75	157	10	3

Celina ISD - Trustee, Place 2 Celina

Vote For 1

	TOTAL	VOTE %		Election Day	Early Voting	Ballot By Mail	Provision al Ballots
Choc Christopher	106	46.70%	<div><div></div></div>	18	80	6	2
Dan Williams	121	53.30%	<div><div></div></div>	51	67	2	1
Total Votes Cast	227	100.00%	<div><div></div></div>	69	147	8	3
Overvotes	0			0	0	0	0
Undervotes	18			6	10	2	0
Contest Totals	245			75	157	10	3

155

Proposed Constitutional Amendments - Proposition 1

Vote For 1

	TOTAL	VOTE %		Election Day	Early Voting	Ballot By Mail	Provision al Ballots
For	112	85.50%	<div><div></div></div>	41	49	22	0
Against	19	14.50%	<div><div></div></div>	11	8	0	0
Total Votes Cast	131	100.00%	<div><div></div></div>	52	57	22	0
Overvotes	0			0	0	0	0
Undervotes	1			0	1	0	0
Contest Totals	132			52	58	22	0

Proposed Constitutional Amendments - Proposition 2

Vote For 1

	TOTAL	VOTE %		Election Day	Early Voting	Ballot By Mail	Provision al Ballots
For	119	90.15%	<div><div></div></div>	46	52	21	0
Against	13	9.85%	<div><div></div></div>	6	6	1	0
Total Votes Cast	132	100.00%	<div><div></div></div>	52	58	22	0
Overvotes	0			0	0	0	0
Undervotes	0			0	0	0	0
Contest Totals	132			52	58	22	0

156

Proposed Constitutional Amendments - Proposition 1

Vote For 1

	TOTAL	VOTE %		Election Day	Early Voting	Ballot By Mail	Provision al Ballots
For	152	88.89%	<div><div></div></div>	40	91	21	0
Against	19	11.11%	<div><div></div></div>	6	9	4	0
Total Votes Cast	171	100.00%	<div><div></div></div>	46	100	25	0
Overvotes	0			0	0	0	0
Undervotes	0			0	0	0	0
Contest Totals	171			46	100	25	0

Proposed Constitutional Amendments - Proposition 2

Vote For 1

	TOTAL	VOTE %		Election Day	Early Voting	Ballot By Mail	Provision al Ballots
For	152	88.89%	<div><div></div></div>	42	88	22	0
Against	19	11.11%	<div><div></div></div>	4	12	3	0
Total Votes Cast	171	100.00%	<div><div></div></div>	46	100	25	0
Overvotes	0			0	0	0	0
Undervotes	0			0	0	0	0
Contest Totals	171			46	100	25	0

157

Proposed Constitutional Amendments - Proposition 1

Vote For 1

	TOTAL	VOTE %		Election Day	Early Voting	Ballot By Mail	Provisional Ballots
For	448	88.02%	<div><div></div></div>	153	281	14	0
Against	61	11.98%	<div><div></div></div>	23	34	4	0
Total Votes Cast	509	100.00%	<div><div></div></div>	176	315	18	0
Overvotes	0			0	0	0	0
Undervotes	20			7	13	0	0
Contest Totals	529			183	328	18	0

Proposed Constitutional Amendments - Proposition 2

Vote For 1

	TOTAL	VOTE %		Election Day	Early Voting	Ballot By Mail	Provisional Ballots
For	474	92.40%	<div><div></div></div>	162	298	14	0
Against	39	7.60%	<div><div></div></div>	16	19	4	0
Total Votes Cast	513	100.00%	<div><div></div></div>	178	317	18	0
Overvotes	0			0	0	0	0
Undervotes	16			5	11	0	0
Contest Totals	529			183	328	18	0

Allen, City of - Councilmember, Place No. 4 Allen

Vote For 1

	TOTAL	VOTE %		Election Day	Early Voting	Ballot By Mail	Provisional Ballots
Chris Schulmeister	344	72.88%	<div><div></div></div>	116	216	12	0
Nathan Polsky	128	27.12%	<div><div></div></div>	49	78	1	0
Total Votes Cast	472	100.00%	<div><div></div></div>	165	294	13	0
Overvotes	0			0	0	0	0
Undervotes	57			18	34	5	0
Contest Totals	529			183	328	18	0

Allen, City of - Councilmember, Place No. 6 Allen

Vote For 1

	TOTAL	VOTE %		Election Day	Early Voting	Ballot By Mail	Provisional Ballots
Srini Raghavan	242	47.92%	<div><div></div></div>	87	148	7	0
Ben Trahan	263	52.08%	<div><div></div></div>	86	167	10	0
Total Votes Cast	505	100.00%	<div><div></div></div>	173	315	17	0
Overvotes	0			0	0	0	0
Undervotes	24			10	13	1	0
Contest Totals	529			183	328	18	0

157

Allen ISD - School District Board of Trustees, Place 2 Allen

Vote For 1

	TOTAL	VOTE %		Election Day	Early Voting	Ballot By Mail	Provision al Ballots
Bill Parker	98	19.68%	<div><div></div></div>	28	65	5	0
Sam Abiog	218	43.78%	<div><div></div></div>	76	137	5	0
Christina Cabral	182	36.55%	<div><div></div></div>	70	109	3	0
Total Votes Cast	498	100.00%	<div><div></div></div>	174	311	13	0
Overvotes	2			0	0	2	0
Undervotes	29			9	17	3	0
Contest Totals	529			183	328	18	0

Allen ISD - School District Board of Trustees, Place 4 Allen

Vote For 1

	TOTAL	VOTE %		Election Day	Early Voting	Ballot By Mail	Provision al Ballots
Amy Gnadt	265	54.87%	<div><div></div></div>	82	169	14	0
Joe Boylan	218	45.13%	<div><div></div></div>	85	132	1	0
Total Votes Cast	483	100.00%	<div><div></div></div>	167	301	15	0
Overvotes	0			0	0	0	0
Undervotes	46			16	27	3	0
Contest Totals	529			183	328	18	0

Allen ISD - School District Board of Trustees, Place 5 Allen

Vote For 1

	TOTAL	VOTE %		Election Day	Early Voting	Ballot By Mail	Provision al Ballots
Elle Holland	199	40.37%	<div><div></div></div>	69	129	1	0
Snober Lakhani	195	39.55%	<div><div></div></div>	72	116	7	0
Kelley Rowley	99	20.08%	<div><div></div></div>	30	62	7	0
Total Votes Cast	493	100.00%	<div><div></div></div>	171	307	15	0
Overvotes	0			0	0	0	0
Undervotes	36			12	21	3	0
Contest Totals	529			183	328	18	0

158

Proposed Constitutional Amendments - Proposition 1

Vote For 1

	TOTAL	VOTE %		Election Day	Early Voting	Ballot By Mail	Provision al Ballots
For	97	91.51%	<div><div></div></div>	40	49	8	0
Against	9	8.49%	<div><div></div></div>	1	7	1	0
Total Votes Cast	106	100.00%	<div><div></div></div>	41	56	9	0
Overvotes	0			0	0	0	0
Undervotes	0			0	0	0	0
Contest Totals	106			41	56	9	0

Proposed Constitutional Amendments - Proposition 2

Vote For 1

	TOTAL	VOTE %		Election Day	Early Voting	Ballot By Mail	Provision al Ballots
For	98	92.45%	<div><div></div></div>	38	54	6	0
Against	8	7.55%	<div><div></div></div>	3	2	3	0
Total Votes Cast	106	100.00%	<div><div></div></div>	41	56	9	0
Overvotes	0			0	0	0	0
Undervotes	0			0	0	0	0
Contest Totals	106			41	56	9	0

Allen ISD - School District Board of Trustees, Place 2 Allen

Vote For 1

	TOTAL	VOTE %		Election Day	Early Voting	Ballot By Mail	Provision al Ballots
Bill Parker	0			0	0	0	0
Sam Abiog	0			0	0	0	0
Christina Cabral	0			0	0	0	0
Total Votes Cast	0			0	0	0	0
Overvotes	0			0	0	0	0
Undervotes	0			0	0	0	0
Contest Totals	0			0	0	0	0

Allen ISD - School District Board of Trustees, Place 4 Allen

Vote For 1

	TOTAL	VOTE %		Election Day	Early Voting	Ballot By Mail	Provision al Ballots
Amy Gnadt	0			0	0	0	0
Joe Boylan	0			0	0	0	0
Total Votes Cast	0			0	0	0	0
Overvotes	0			0	0	0	0
Undervotes	0			0	0	0	0
Contest Totals	0			0	0	0	0

Summary Results Report
General and Special Election
May 7, 2022

FINAL RESULTS
SOVC
COLLIN COUNTY

158

Allen ISD - School District Board of Trustees, Place 5 Allen

Vote For 1

	TOTAL	VOTE %	Election Day	Early Voting	Ballot By Mail	Provision al Ballots
Elle Holland	0		0	0	0	0
Snober Lakhani	0		0	0	0	0
Kelley Rowley	0		0	0	0	0
Total Votes Cast	0		0	0	0	0
Overvotes	0		0	0	0	0
Undervotes	0		0	0	0	0
Contest Totals	0		0	0	0	0

159

Proposed Constitutional Amendments - Proposition 1

Vote For 1

	TOTAL	VOTE %		Election Day	Early Voting	Ballot By Mail	Provision al Ballots
For	73	92.41%	<div><div></div></div>	24	40	9	0
Against	6	7.59%	<div><div></div></div>	5	1	0	0
Total Votes Cast	79	100.00%	<div><div></div></div>	29	41	9	0
Overvotes	0			0	0	0	0
Undervotes	0			0	0	0	0
Contest Totals	79			29	41	9	0

Proposed Constitutional Amendments - Proposition 2

Vote For 1

	TOTAL	VOTE %		Election Day	Early Voting	Ballot By Mail	Provision al Ballots
For	71	89.87%	<div><div></div></div>	24	39	8	0
Against	8	10.13%	<div><div></div></div>	5	2	1	0
Total Votes Cast	79	100.00%	<div><div></div></div>	29	41	9	0
Overvotes	0			0	0	0	0
Undervotes	0			0	0	0	0
Contest Totals	79			29	41	9	0

160

Proposed Constitutional Amendments - Proposition 1

Vote For 1

	TOTAL	VOTE %		Election Day	Early Voting	Ballot By Mail	Provision al Ballots
For	33	94.29%	<div><div></div></div>	14	16	3	0
Against	2	5.71%	<div><div></div></div>	0	2	0	0
Total Votes Cast	35	100.00%	<div><div></div></div>	14	18	3	0
Overvotes	0			0	0	0	0
Undervotes	1			0	1	0	0
Contest Totals	36			14	19	3	0

Proposed Constitutional Amendments - Proposition 2

Vote For 1

	TOTAL	VOTE %		Election Day	Early Voting	Ballot By Mail	Provision al Ballots
For	32	94.12%	<div><div></div></div>	13	16	3	0
Against	2	5.88%	<div><div></div></div>	1	1	0	0
Total Votes Cast	34	100.00%	<div><div></div></div>	14	17	3	0
Overvotes	0			0	0	0	0
Undervotes	2			0	2	0	0
Contest Totals	36			14	19	3	0

Celina ISD - Trustee, Place 1 Celina

Vote For 1

	TOTAL	VOTE %		Election Day	Early Voting	Ballot By Mail	Provision al Ballots
Chuck Hansen	17	54.84%	<div><div></div></div>	6	11	0	0
Vicky Hogue	14	45.16%	<div><div></div></div>	6	7	1	0
Total Votes Cast	31	100.00%	<div><div></div></div>	12	18	1	0
Overvotes	0			0	0	0	0
Undervotes	3			2	0	1	0
Contest Totals	34			14	18	2	0

Celina ISD - Trustee, Place 2 Celina

Vote For 1

	TOTAL	VOTE %		Election Day	Early Voting	Ballot By Mail	Provision al Ballots
Choc Christopher	12	41.38%	<div><div></div></div>	5	7	0	0
Dan Williams	17	58.62%	<div><div></div></div>	6	11	0	0
Total Votes Cast	29	100.00%	<div><div></div></div>	11	18	0	0
Overvotes	0			0	0	0	0
Undervotes	5			3	0	2	0
Contest Totals	34			14	18	2	0

161

Proposed Constitutional Amendments - Proposition 1

Vote For 1

	TOTAL	VOTE %		Election Day	Early Voting	Ballot By Mail	Provision al Ballots
For	9	100.00%	<div><div></div></div>	7	1	1	0
Against	0	0.00%	<div><div></div></div>	0	0	0	0
Total Votes Cast	9	100.00%	<div><div></div></div>	7	1	1	0
Overvotes	0			0	0	0	0
Undervotes	0			0	0	0	0
Contest Totals	9			7	1	1	0

Proposed Constitutional Amendments - Proposition 2

Vote For 1

	TOTAL	VOTE %		Election Day	Early Voting	Ballot By Mail	Provision al Ballots
For	9	100.00%	<div><div></div></div>	7	1	1	0
Against	0	0.00%	<div><div></div></div>	0	0	0	0
Total Votes Cast	9	100.00%	<div><div></div></div>	7	1	1	0
Overvotes	0			0	0	0	0
Undervotes	0			0	0	0	0
Contest Totals	9			7	1	1	0

Celina ISD - Trustee, Place 1 Celina

Vote For 1

	TOTAL	VOTE %		Election Day	Early Voting	Ballot By Mail	Provision al Ballots
Chuck Hansen	3	75.00%	<div><div></div></div>	3	0	0	0
Vicky Hogue	1	25.00%	<div><div></div></div>	1	0	0	0
Total Votes Cast	4	100.00%	<div><div></div></div>	4	0	0	0
Overvotes	0			0	0	0	0
Undervotes	1			1	0	0	0
Contest Totals	5			5	0	0	0

Celina ISD - Trustee, Place 2 Celina

Vote For 1

	TOTAL	VOTE %		Election Day	Early Voting	Ballot By Mail	Provision al Ballots
Choc Christopher	2	50.00%	<div><div></div></div>	2	0	0	0
Dan Williams	2	50.00%	<div><div></div></div>	2	0	0	0
Total Votes Cast	4	100.00%	<div><div></div></div>	4	0	0	0
Overvotes	0			0	0	0	0
Undervotes	1			1	0	0	0
Contest Totals	5			5	0	0	0

161

North Collin Special Utility District - Director NORTH COLLIN SPECIAL UTILITY DISTRICT

Vote For 2

	TOTAL	VOTE %	Election Day	Early Voting	Ballot By Mail	Provision al Ballots
Debbie Herbst	0		0	0	0	0
Scott Morrissey	0		0	0	0	0
Ellen Hartley	0		0	0	0	0
Total Votes Cast	0		0	0	0	0
Overvotes	0		0	0	0	0
Undervotes	0		0	0	0	0
Contest Totals	0		0	0	0	0

162

Proposed Constitutional Amendments - Proposition 1

Vote For 1

	TOTAL	VOTE %		Election Day	Early Voting	Ballot By Mail	Provision al Ballots
For	23	100.00%	<div></div>	6	11	6	0
Against	0	0.00%	<div></div>	0	0	0	0
Total Votes Cast	23	100.00%	<div></div>	6	11	6	0
Overvotes	0			0	0	0	0
Undervotes	0			0	0	0	0
Contest Totals	23			6	11	6	0

Proposed Constitutional Amendments - Proposition 2

Vote For 1

	TOTAL	VOTE %		Election Day	Early Voting	Ballot By Mail	Provision al Ballots
For	23	100.00%	<div></div>	6	11	6	0
Against	0	0.00%	<div></div>	0	0	0	0
Total Votes Cast	23	100.00%	<div></div>	6	11	6	0
Overvotes	0			0	0	0	0
Undervotes	0			0	0	0	0
Contest Totals	23			6	11	6	0

163

Proposed Constitutional Amendments - Proposition 1

Vote For 1

	TOTAL	VOTE %		Election Day	Early Voting	Ballot By Mail	Provision al Ballots
For	120	96.00%	<div><div></div></div>	39	69	12	0
Against	5	4.00%	<div><div></div></div>	3	2	0	0
Total Votes Cast	125	100.00%	<div><div></div></div>	42	71	12	0
Overvotes	0			0	0	0	0
Undervotes	1			0	1	0	0
Contest Totals	126			42	72	12	0

Proposed Constitutional Amendments - Proposition 2

Vote For 1

	TOTAL	VOTE %		Election Day	Early Voting	Ballot By Mail	Provision al Ballots
For	116	92.80%	<div><div></div></div>	38	67	11	0
Against	9	7.20%	<div><div></div></div>	4	4	1	0
Total Votes Cast	125	100.00%	<div><div></div></div>	42	71	12	0
Overvotes	0			0	0	0	0
Undervotes	1			0	1	0	0
Contest Totals	126			42	72	12	0

Frisco ISD - Trustee, Place 1 Frisco

Vote For 1

	TOTAL	VOTE %		Election Day	Early Voting	Ballot By Mail	Provision al Ballots
Angela Dunford	0			0	0	0	0
Gopal Ponangi	0			0	0	0	0
Total Votes Cast	0			0	0	0	0
Overvotes	0			0	0	0	0
Undervotes	0			0	0	0	0
Contest Totals	0			0	0	0	0

Frisco ISD - Trustee, Place 2 Frisco

Vote For 1

	TOTAL	VOTE %		Election Day	Early Voting	Ballot By Mail	Provision al Ballots
Marvin B. Lowe	0			0	0	0	0
Natalie Hebert	0			0	0	0	0
Kelly Karthik	0			0	0	0	0
Total Votes Cast	0			0	0	0	0
Overvotes	0			0	0	0	0
Undervotes	0			0	0	0	0
Contest Totals	0			0	0	0	0

Summary Results Report
General and Special Election
May 7, 2022

FINAL RESULTS
SOVC
COLLIN COUNTY

163





Frisco ISD - Trustee, Place 3 Frisco

Vote For 1

	TOTAL	VOTE %	Election Day	Early Voting	Ballot By Mail	Provision al Ballots
Dustin Paschal	0		0	0	0	0
Timothy Soto	0		0	0	0	0
Stephanie Elad	0		0	0	0	0
Total Votes Cast	0		0	0	0	0
Overvotes	0		0	0	0	0
Undervotes	0		0	0	0	0
Contest Totals	0		0	0	0	0





Prosper ISD - Trustee, Place 1 Prosper

Vote For 1

	TOTAL	VOTE %	Election Day	Early Voting	Ballot By Mail	Provision al Ballots
Jorden Dial	50	50.51% 	18	31	1	0
Kristin Meier	39	39.39% 	11	22	6	0
Kerry Antwine	10	10.10% 	6	4	0	0
Total Votes Cast	99	100.00% 	35	57	7	0
Overvotes	0		0	0	0	0
Undervotes	27		7	15	5	0
Contest Totals	126		42	72	12	0




Prosper ISD - Trustee, Place 3 Prosper

Vote For 1

	TOTAL	VOTE %	Election Day	Early Voting	Ballot By Mail	Provision al Ballots
Kelly P. Cavender	57	58.76% 	21	31	5	0
Nataly Huddleston	20	20.62% 	6	12	2	0
Lanford Rodgers	20	20.62% 	7	13	0	0
Total Votes Cast	97	100.00% 	34	56	7	0
Overvotes	0		0	0	0	0
Undervotes	29		8	16	5	0
Contest Totals	126		42	72	12	0

Prosper ISD - Trustee, Place 6 Prosper

Vote For 1

	TOTAL	VOTE %	Election Day	Early Voting	Ballot By Mail	Provision al Ballots
Lane Chamblee	50	51.55% 	18	31	1	0
Garrett Linker	47	48.45% 	16	25	6	0
Total Votes Cast	97	100.00% 	34	56	7	0
Overvotes	0		0	0	0	0
Undervotes	29		8	16	5	0
Contest Totals	126		42	72	12	0

164

Proposed Constitutional Amendments - Proposition 1

Vote For 1

	TOTAL	VOTE %		Election Day	Early Voting	Ballot By Mail	Provision al Ballots
For	245	76.80%	<div><div></div></div>	17	43	185	0
Against	74	23.20%	<div><div></div></div>	5	6	63	0
Total Votes Cast	319	100.00%	<div><div></div></div>	22	49	248	0
Overvotes	1			0	0	1	0
Undervotes	2			0	0	2	0
Contest Totals	322			22	49	251	0

Proposed Constitutional Amendments - Proposition 2

Vote For 1

	TOTAL	VOTE %		Election Day	Early Voting	Ballot By Mail	Provision al Ballots
For	258	80.37%	<div><div></div></div>	19	43	196	0
Against	63	19.63%	<div><div></div></div>	3	6	54	0
Total Votes Cast	321	100.00%	<div><div></div></div>	22	49	250	0
Overvotes	0			0	0	0	0
Undervotes	1			0	0	1	0
Contest Totals	322			22	49	251	0

165

Proposed Constitutional Amendments - Proposition 1

Vote For 1

	TOTAL	VOTE %		Election Day	Early Voting	Ballot By Mail	Provision al Ballots
For	170	87.63%	<div><div></div></div>	68	93	9	0
Against	24	12.37%	<div><div></div></div>	7	16	1	0
Total Votes Cast	194	100.00%	<div><div></div></div>	75	109	10	0
Overvotes	0			0	0	0	0
Undervotes	13			3	10	0	0
Contest Totals	207			78	119	10	0

Proposed Constitutional Amendments - Proposition 2

Vote For 1

	TOTAL	VOTE %		Election Day	Early Voting	Ballot By Mail	Provision al Ballots
For	170	87.18%	<div><div></div></div>	67	95	8	0
Against	25	12.82%	<div><div></div></div>	8	15	2	0
Total Votes Cast	195	100.00%	<div><div></div></div>	75	110	10	0
Overvotes	0			0	0	0	0
Undervotes	12			3	9	0	0
Contest Totals	207			78	119	10	0

Parker, City of - Mayor Parker

Vote For 1

	TOTAL	VOTE %		Election Day	Early Voting	Ballot By Mail	Provision al Ballots
Lee Pettie	141	100.00%	<div><div></div></div>	51	82	8	0
Total Votes Cast	141	100.00%	<div><div></div></div>	51	82	8	0
Overvotes	0			0	0	0	0
Undervotes	66			27	37	2	0
Contest Totals	207			78	119	10	0

Parker, City of - Councilmember-At-Large Parker

Vote For 2

	TOTAL	VOTE %		Election Day	Early Voting	Ballot By Mail	Provision al Ballots
Michael Slaughter	164	44.69%	<div><div></div></div>	60	97	7	0
Terry Lynch	65	17.71%	<div><div></div></div>	25	37	3	0
Edwin Smith	138	37.60%	<div><div></div></div>	52	78	8	0
Total Votes Cast	367	100.00%	<div><div></div></div>	137	212	18	0
Overvotes	0			0	0	0	0
Undervotes	47			19	26	2	0
Contest Totals	414			156	238	20	0

166

Proposed Constitutional Amendments - Proposition 1

Vote For 1

	TOTAL	VOTE %		Election Day	Early Voting	Ballot By Mail	Provision al Ballots
For	249	90.22%	<div><div></div></div>	93	151	5	0
Against	27	9.78%	<div><div></div></div>	5	22	0	0
Total Votes Cast	276	100.00%	<div><div></div></div>	98	173	5	0
Overvotes	0			0	0	0	0
Undervotes	18			7	11	0	0
Contest Totals	294			105	184	5	0

Proposed Constitutional Amendments - Proposition 2

Vote For 1

	TOTAL	VOTE %		Election Day	Early Voting	Ballot By Mail	Provision al Ballots
For	247	86.97%	<div><div></div></div>	92	150	5	0
Against	37	13.03%	<div><div></div></div>	11	26	0	0
Total Votes Cast	284	100.00%	<div><div></div></div>	103	176	5	0
Overvotes	0			0	0	0	0
Undervotes	10			2	8	0	0
Contest Totals	294			105	184	5	0

City of Murphy - Councilman, Place 1 Murphy

Vote For 1

	TOTAL	VOTE %		Election Day	Early Voting	Ballot By Mail	Provision al Ballots
Karan Chetal	57	21.84%	<div><div></div></div>	21	33	3	0
Elizabeth Abraham	204	78.16%	<div><div></div></div>	77	125	2	0
Total Votes Cast	261	100.00%	<div><div></div></div>	98	158	5	0
Overvotes	0			0	0	0	0
Undervotes	33			7	26	0	0
Contest Totals	294			105	184	5	0

City of Murphy - Councilman, Place 2 Murphy

Vote For 1

	TOTAL	VOTE %		Election Day	Early Voting	Ballot By Mail	Provision al Ballots
Jennifer Berthiaume	194	100.00%	<div><div></div></div>	67	123	4	0
Total Votes Cast	194	100.00%	<div><div></div></div>	67	123	4	0
Overvotes	0			0	0	0	0
Undervotes	100			38	61	1	0
Contest Totals	294			105	184	5	0

166

City of Murphy - Councilman, Place 4 Murphy

Vote For 1

	TOTAL	VOTE %		Election Day	Early Voting	Ballot By Mail	Provision al Ballots
Ken Oltmann	187	100.00%	<div><div></div></div>	67	117	3	0
Total Votes Cast	187	100.00%	<div><div></div></div>	67	117	3	0
Overvotes	0			0	0	0	0
Undervotes	107			38	67	2	0
Contest Totals	294			105	184	5	0

City of Murphy - Councilman, Place 6 Murphy

Vote For 1

	TOTAL	VOTE %		Election Day	Early Voting	Ballot By Mail	Provision al Ballots
Michael Padilla	76	29.34%	<div><div></div></div>	26	47	3	0
Jené Butler	183	70.66%	<div><div></div></div>	69	112	2	0
Total Votes Cast	259	100.00%	<div><div></div></div>	95	159	5	0
Overvotes	0			0	0	0	0
Undervotes	35			10	25	0	0
Contest Totals	294			105	184	5	0

167

Proposed Constitutional Amendments - Proposition 1

Vote For 1

	TOTAL	VOTE %		Election Day	Early Voting	Ballot By Mail	Provision al Ballots
For	228	90.48%	<div><div></div></div>	91	113	23	1
Against	24	9.52%	<div><div></div></div>	7	14	3	0
Total Votes Cast	252	100.00%	<div><div></div></div>	98	127	26	1
Overvotes	0			0	0	0	0
Undervotes	5			3	1	1	0
Contest Totals	257			101	128	27	1

Proposed Constitutional Amendments - Proposition 2

Vote For 1

	TOTAL	VOTE %		Election Day	Early Voting	Ballot By Mail	Provision al Ballots
For	220	87.65%	<div><div></div></div>	86	110	23	1
Against	31	12.35%	<div><div></div></div>	11	17	3	0
Total Votes Cast	251	100.00%	<div><div></div></div>	97	127	26	1
Overvotes	0			0	0	0	0
Undervotes	6			4	1	1	0
Contest Totals	257			101	128	27	1

Frisco ISD - Trustee, Place 1 Frisco

Vote For 1

	TOTAL	VOTE %		Election Day	Early Voting	Ballot By Mail	Provision al Ballots
Angela Dunford	54	46.96%	<div><div></div></div>	23	24	7	0
Gopal Ponangi	61	53.04%	<div><div></div></div>	27	25	8	1
Total Votes Cast	115	100.00%	<div><div></div></div>	50	49	15	1
Overvotes	0			0	0	0	0
Undervotes	22			5	15	2	0
Contest Totals	137			55	64	17	1

Frisco ISD - Trustee, Place 2 Frisco

Vote For 1

	TOTAL	VOTE %		Election Day	Early Voting	Ballot By Mail	Provision al Ballots
Marvin B. Lowe	51	46.36%	<div><div></div></div>	15	31	5	0
Natalie Hebert	41	37.27%	<div><div></div></div>	20	12	9	0
Kelly Karthik	18	16.36%	<div><div></div></div>	8	9	0	1
Total Votes Cast	110	100.00%	<div><div></div></div>	43	52	14	1
Overvotes	0			0	0	0	0
Undervotes	27			12	12	3	0
Contest Totals	137			55	64	17	1

Summary Results Report
General and Special Election
May 7, 2022

FINAL RESULTS
SOVC
COLLIN COUNTY

167

Frisco ISD - Trustee, Place 3 Frisco

Vote For 1

	TOTAL	VOTE %		Election Day	Early Voting	Ballot By Mail	Provision al Ballots
Dustin Paschal	40	35.71%	<div><div></div></div>	13	18	8	1
Timothy Soto	3	2.68%	<div><div></div></div>	2	1	0	0
Stephanie Elad	69	61.61%	<div><div></div></div>	29	34	6	0
Total Votes Cast	112	100.00%	<div><div></div></div>	44	53	14	1
Overvotes	0			0	0	0	0
Undervotes	25			11	11	3	0
Contest Totals	137			55	64	17	1

168

Proposed Constitutional Amendments - Proposition 1

Vote For 1

	TOTAL	VOTE %		Election Day	Early Voting	Ballot By Mail	Provision al Ballots
For	291	86.35%	<div><div></div></div>	83	204	4	0
Against	46	13.65%	<div><div></div></div>	12	32	2	0
Total Votes Cast	337	100.00%	<div><div></div></div>	95	236	6	0
Overvotes	0			0	0	0	0
Undervotes	38			4	34	0	0
Contest Totals	375			99	270	6	0

Proposed Constitutional Amendments - Proposition 2

Vote For 1

	TOTAL	VOTE %		Election Day	Early Voting	Ballot By Mail	Provision al Ballots
For	315	90.26%	<div><div></div></div>	87	222	6	0
Against	34	9.74%	<div><div></div></div>	9	25	0	0
Total Votes Cast	349	100.00%	<div><div></div></div>	96	247	6	0
Overvotes	0			0	0	0	0
Undervotes	26			3	23	0	0
Contest Totals	375			99	270	6	0

Allen, City of - Councilmember, Place No. 4 Allen

Vote For 1

	TOTAL	VOTE %		Election Day	Early Voting	Ballot By Mail	Provision al Ballots
Chris Schulmeister	156	64.73%	<div><div></div></div>	45	109	2	0
Nathan Polsky	85	35.27%	<div><div></div></div>	28	57	0	0
Total Votes Cast	241	100.00%	<div><div></div></div>	73	166	2	0
Overvotes	0			0	0	0	0
Undervotes	104			19	85	0	0
Contest Totals	345			92	251	2	0

Allen, City of - Councilmember, Place No. 6 Allen

Vote For 1

	TOTAL	VOTE %		Election Day	Early Voting	Ballot By Mail	Provision al Ballots
Srini Raghavan	103	38.58%	<div><div></div></div>	29	73	1	0
Ben Trahan	164	61.42%	<div><div></div></div>	47	116	1	0
Total Votes Cast	267	100.00%	<div><div></div></div>	76	189	2	0
Overvotes	0			0	0	0	0
Undervotes	78			16	62	0	0
Contest Totals	345			92	251	2	0

168

Lovejoy ISD - Trustee, Position 1 Lovejoy

Vote For 1

	TOTAL	VOTE %		Election Day	Early Voting	Ballot By Mail	Provision al Ballots
Randy Naidoo	111	30.49%	<div><div></div></div>	43	66	2	0
Julie McLaughlin	253	69.51%	<div><div></div></div>	51	198	4	0
Total Votes Cast	364	100.00%	<div><div></div></div>	94	264	6	0
Overvotes	0			0	0	0	0
Undervotes	11			5	6	0	0
Contest Totals	375			99	270	6	0

Lovejoy ISD - Trustee, Position 2 Lovejoy

Vote For 1

	TOTAL	VOTE %		Election Day	Early Voting	Ballot By Mail	Provision al Ballots
Amy Smith	240	100.00%	<div><div></div></div>	65	171	4	0
Total Votes Cast	240	100.00%	<div><div></div></div>	65	171	4	0
Overvotes	0			0	0	0	0
Undervotes	135			34	99	2	0
Contest Totals	375			99	270	6	0

Lovejoy ISD - Trustee, Position 3 Lovejoy

Vote For 1

	TOTAL	VOTE %		Election Day	Early Voting	Ballot By Mail	Provision al Ballots
Jeff Wood	235	100.00%	<div><div></div></div>	63	168	4	0
Total Votes Cast	235	100.00%	<div><div></div></div>	63	168	4	0
Overvotes	0			0	0	0	0
Undervotes	140			36	102	2	0
Contest Totals	375			99	270	6	0

169

Proposed Constitutional Amendments - Proposition 1

Vote For 1

	TOTAL	VOTE %		Election Day	Early Voting	Ballot By Mail	Provision al Ballots
For	227	83.46%	<div><div></div></div>	76	140	11	0
Against	45	16.54%	<div><div></div></div>	16	25	4	0
Total Votes Cast	272	100.00%	<div><div></div></div>	92	165	15	0
Overvotes	0			0	0	0	0
Undervotes	36			21	14	1	0
Contest Totals	308			113	179	16	0

Proposed Constitutional Amendments - Proposition 2

Vote For 1

	TOTAL	VOTE %		Election Day	Early Voting	Ballot By Mail	Provision al Ballots
For	247	87.28%	<div><div></div></div>	85	148	14	0
Against	36	12.72%	<div><div></div></div>	14	20	2	0
Total Votes Cast	283	100.00%	<div><div></div></div>	99	168	16	0
Overvotes	0			0	0	0	0
Undervotes	25			14	11	0	0
Contest Totals	308			113	179	16	0

Frisco ISD - Trustee, Place 1 Frisco

Vote For 1

	TOTAL	VOTE %		Election Day	Early Voting	Ballot By Mail	Provision al Ballots
Angela Dunford	95	34.42%	<div><div></div></div>	38	51	6	0
Gopal Ponangi	181	65.58%	<div><div></div></div>	69	104	8	0
Total Votes Cast	276	100.00%	<div><div></div></div>	107	155	14	0
Overvotes	0			0	0	0	0
Undervotes	32			6	24	2	0
Contest Totals	308			113	179	16	0

Frisco ISD - Trustee, Place 2 Frisco

Vote For 1

	TOTAL	VOTE %		Election Day	Early Voting	Ballot By Mail	Provision al Ballots
Marvin B. Lowe	71	26.20%	<div><div></div></div>	25	44	2	0
Natalie Hebert	138	50.92%	<div><div></div></div>	53	78	7	0
Kelly Karthik	62	22.88%	<div><div></div></div>	24	33	5	0
Total Votes Cast	271	100.00%	<div><div></div></div>	102	155	14	0
Overvotes	0			0	0	0	0
Undervotes	37			11	24	2	0
Contest Totals	308			113	179	16	0

Summary Results Report
General and Special Election
May 7, 2022

FINAL RESULTS
SOVC
COLLIN COUNTY

169

Frisco ISD - Trustee, Place 3 Frisco

Vote For 1

	TOTAL	VOTE %		Election Day	Early Voting	Ballot By Mail	Provision al Ballots
Dustin Paschal	153	56.46%	<div><div></div></div>	59	88	6	0
Timothy Soto	17	6.27%	<div><div></div></div>	7	8	2	0
Stephanie Elad	101	37.27%	<div><div></div></div>	38	57	6	0
Total Votes Cast	271	100.00%	<div><div></div></div>	104	153	14	0
Overvotes	0			0	0	0	0
Undervotes	37			9	26	2	0
Contest Totals	308			113	179	16	0

170

Proposed Constitutional Amendments - Proposition 1

Vote For 1

	TOTAL	VOTE %		Election Day	Early Voting	Ballot By Mail	Provision al Ballots
For	110	93.22%	<div><div></div></div>	44	52	14	0
Against	8	6.78%	<div><div></div></div>	2	4	2	0
Total Votes Cast	118	100.00%	<div><div></div></div>	46	56	16	0
Overvotes	0			0	0	0	0
Undervotes	2			0	2	0	0
Contest Totals	120			46	58	16	0

Proposed Constitutional Amendments - Proposition 2

Vote For 1

	TOTAL	VOTE %		Election Day	Early Voting	Ballot By Mail	Provision al Ballots
For	116	96.67%	<div><div></div></div>	43	57	16	0
Against	4	3.33%	<div><div></div></div>	3	1	0	0
Total Votes Cast	120	100.00%	<div><div></div></div>	46	58	16	0
Overvotes	0			0	0	0	0
Undervotes	0			0	0	0	0
Contest Totals	120			46	58	16	0

Sachse, City of - Mayor Sachse

Vote For 1

	TOTAL	VOTE %		Election Day	Early Voting	Ballot By Mail	Provision al Ballots
Teddy Kinzer	47	42.34%	<div><div></div></div>	19	22	6	0
Jeff Bickerstaff	64	57.66%	<div><div></div></div>	24	32	8	0
Total Votes Cast	111	100.00%	<div><div></div></div>	43	54	14	0
Overvotes	0			0	0	0	0
Undervotes	9			3	4	2	0
Contest Totals	120			46	58	16	0

Sachse, City of - Member of Council, Place 5 Sachse

Vote For 1

	TOTAL	VOTE %		Election Day	Early Voting	Ballot By Mail	Provision al Ballots
Lindsay Buhler	68	65.38%	<div><div></div></div>	19	39	10	0
Spencer Hauenstein	36	34.62%	<div><div></div></div>	21	11	4	0
Total Votes Cast	104	100.00%	<div><div></div></div>	40	50	14	0
Overvotes	0			0	0	0	0
Undervotes	16			6	8	2	0
Contest Totals	120			46	58	16	0

Summary Results Report
General and Special Election
May 7, 2022

FINAL RESULTS
SOVC
COLLIN COUNTY

170

Sachse, City of - Member of Council, Place 6 Sachse

Vote For 1

	TOTAL	VOTE %		Election Day	Early Voting	Ballot By Mail	Provision al Ballots
Matt Prestenberg	49	48.51%	<div><div></div></div>	20	25	4	0
Adrian Rodriguez	52	51.49%	<div><div></div></div>	16	26	10	0
Total Votes Cast	101	100.00%	<div><div></div></div>	36	51	14	0
Overvotes	0			0	0	0	0
Undervotes	19			10	7	2	0
Contest Totals	120			46	58	16	0

171

Proposed Constitutional Amendments - Proposition 1

Vote For 1

	TOTAL	VOTE %		Election Day	Early Voting	Ballot By Mail	Provision al Ballots
For	187	86.18%	<div><div></div></div>	75	97	15	0
Against	30	13.82%	<div><div></div></div>	8	18	4	0
Total Votes Cast	217	100.00%	<div><div></div></div>	83	115	19	0
Overvotes	0			0	0	0	0
Undervotes	5			0	3	2	0
Contest Totals	222			83	118	21	0

Proposed Constitutional Amendments - Proposition 2

Vote For 1

	TOTAL	VOTE %		Election Day	Early Voting	Ballot By Mail	Provision al Ballots
For	191	87.21%	<div><div></div></div>	78	97	16	0
Against	28	12.79%	<div><div></div></div>	5	19	4	0
Total Votes Cast	219	100.00%	<div><div></div></div>	83	116	20	0
Overvotes	0			0	0	0	0
Undervotes	3			0	2	1	0
Contest Totals	222			83	118	21	0

Allen, City of - Councilmember, Place No. 4 Allen

Vote For 1

	TOTAL	VOTE %		Election Day	Early Voting	Ballot By Mail	Provision al Ballots
Chris Schulmeister	141	73.06%	<div><div></div></div>	47	80	14	0
Nathan Polsky	52	26.94%	<div><div></div></div>	27	24	1	0
Total Votes Cast	193	100.00%	<div><div></div></div>	74	104	15	0
Overvotes	0			0	0	0	0
Undervotes	29			9	14	6	0
Contest Totals	222			83	118	21	0

Allen, City of - Councilmember, Place No. 6 Allen

Vote For 1

	TOTAL	VOTE %		Election Day	Early Voting	Ballot By Mail	Provision al Ballots
Srini Raghavan	99	47.14%	<div><div></div></div>	37	58	4	0
Ben Trahan	111	52.86%	<div><div></div></div>	40	57	14	0
Total Votes Cast	210	100.00%	<div><div></div></div>	77	115	18	0
Overvotes	0			0	0	0	0
Undervotes	12			6	3	3	0
Contest Totals	222			83	118	21	0

171

Allen ISD - School District Board of Trustees, Place 2 Allen

Vote For 1

	TOTAL	VOTE %		Election Day	Early Voting	Ballot By Mail	Provision al Ballots
Bill Parker	53	26.37%	<div><div></div></div>	23	21	9	0
Sam Abiog	69	34.33%	<div><div></div></div>	22	44	3	0
Christina Cabral	79	39.30%	<div><div></div></div>	29	43	7	0
Total Votes Cast	201	100.00%	<div><div></div></div>	74	108	19	0
Overvotes	0			0	0	0	0
Undervotes	21			9	10	2	0
Contest Totals	222			83	118	21	0

Allen ISD - School District Board of Trustees, Place 4 Allen

Vote For 1

	TOTAL	VOTE %		Election Day	Early Voting	Ballot By Mail	Provision al Ballots
Amy Gnadt	105	56.15%	<div><div></div></div>	30	63	12	0
Joe Boylan	82	43.85%	<div><div></div></div>	39	38	5	0
Total Votes Cast	187	100.00%	<div><div></div></div>	69	101	17	0
Overvotes	0			0	0	0	0
Undervotes	35			14	17	4	0
Contest Totals	222			83	118	21	0

Allen ISD - School District Board of Trustees, Place 5 Allen

Vote For 1

	TOTAL	VOTE %		Election Day	Early Voting	Ballot By Mail	Provision al Ballots
Elle Holland	84	41.38%	<div><div></div></div>	28	47	9	0
Snober Lakhani	71	34.98%	<div><div></div></div>	33	37	1	0
Kelley Rowley	48	23.65%	<div><div></div></div>	11	28	9	0
Total Votes Cast	203	100.00%	<div><div></div></div>	72	112	19	0
Overvotes	0			0	0	0	0
Undervotes	19			11	6	2	0
Contest Totals	222			83	118	21	0

172

Proposed Constitutional Amendments - Proposition 1

Vote For 1

	TOTAL	VOTE %		Election Day	Early Voting	Ballot By Mail	Provision al Ballots
For	189	89.15%	<div><div></div></div>	71	92	26	0
Against	23	10.85%	<div><div></div></div>	9	11	3	0
Total Votes Cast	212	100.00%	<div><div></div></div>	80	103	29	0
Overvotes	0			0	0	0	0
Undervotes	6			1	3	2	0
Contest Totals	218			81	106	31	0

Proposed Constitutional Amendments - Proposition 2

Vote For 1

	TOTAL	VOTE %		Election Day	Early Voting	Ballot By Mail	Provision al Ballots
For	196	90.32%	<div><div></div></div>	73	94	29	0
Against	21	9.68%	<div><div></div></div>	8	12	1	0
Total Votes Cast	217	100.00%	<div><div></div></div>	81	106	30	0
Overvotes	0			0	0	0	0
Undervotes	1			0	0	1	0
Contest Totals	218			81	106	31	0

North Collin Special Utility District - Director NORTH COLLIN SPECIAL UTILITY DISTRICT

Vote For 2

	TOTAL	VOTE %		Election Day	Early Voting	Ballot By Mail	Provision al Ballots
Debbie Herbst	6	27.27%	<div><div></div></div>	2	4	0	0
Scott Morrissey	9	40.91%	<div><div></div></div>	3	6	0	0
Ellen Hartley	7	31.82%	<div><div></div></div>	1	6	0	0
Total Votes Cast	22	100.00%	<div><div></div></div>	6	16	0	0
Overvotes	0			0	0	0	0
Undervotes	20			8	12	0	0
Contest Totals	42			14	28	0	0

173

Proposed Constitutional Amendments - Proposition 1

Vote For 1

	TOTAL	VOTE %		Election Day	Early Voting	Ballot By Mail	Provision al Ballots
For	31	96.88%	<div><div></div></div>	9	8	14	0
Against	1	3.12%	<div><div></div></div>	1	0	0	0
Total Votes Cast	32	100.00%	<div><div></div></div>	10	8	14	0
Overvotes	0			0	0	0	0
Undervotes	1			0	1	0	0
Contest Totals	33			10	9	14	0

Proposed Constitutional Amendments - Proposition 2

Vote For 1

	TOTAL	VOTE %		Election Day	Early Voting	Ballot By Mail	Provision al Ballots
For	33	100.00%	<div><div></div></div>	10	9	14	0
Against	0	0.00%	<div><div></div></div>	0	0	0	0
Total Votes Cast	33	100.00%	<div><div></div></div>	10	9	14	0
Overvotes	0			0	0	0	0
Undervotes	0			0	0	0	0
Contest Totals	33			10	9	14	0

174

Proposed Constitutional Amendments - Proposition 1

Vote For 1

	TOTAL	VOTE %		Election Day	Early Voting	Ballot By Mail	Provision al Ballots
For	148	89.70%	<div><div></div></div>	53	79	16	0
Against	17	10.30%	<div><div></div></div>	7	6	4	0
Total Votes Cast	165	100.00%	<div><div></div></div>	60	85	20	0
Overvotes	0			0	0	0	0
Undervotes	0			0	0	0	0
Contest Totals	165			60	85	20	0

Proposed Constitutional Amendments - Proposition 2

Vote For 1

	TOTAL	VOTE %		Election Day	Early Voting	Ballot By Mail	Provision al Ballots
For	156	94.55%	<div><div></div></div>	57	80	19	0
Against	9	5.45%	<div><div></div></div>	3	5	1	0
Total Votes Cast	165	100.00%	<div><div></div></div>	60	85	20	0
Overvotes	0			0	0	0	0
Undervotes	0			0	0	0	0
Contest Totals	165			60	85	20	0

175

Proposed Constitutional Amendments - Proposition 1

Vote For 1

	TOTAL	VOTE %		Election Day	Early Voting	Ballot By Mail	Provisional Ballots
For	134	96.40%	<div><div></div></div>	35	87	11	1
Against	5	3.60%	<div><div></div></div>	0	5	0	0
Total Votes Cast	139	100.00%	<div><div></div></div>	35	92	11	1
Overvotes	0			0	0	0	0
Undervotes	3			1	2	0	0
Contest Totals	142			36	94	11	1

Proposed Constitutional Amendments - Proposition 2

Vote For 1

	TOTAL	VOTE %		Election Day	Early Voting	Ballot By Mail	Provisional Ballots
For	132	94.29%	<div><div></div></div>	34	86	11	1
Against	8	5.71%	<div><div></div></div>	1	7	0	0
Total Votes Cast	140	100.00%	<div><div></div></div>	35	93	11	1
Overvotes	0			0	0	0	0
Undervotes	2			1	1	0	0
Contest Totals	142			36	94	11	1

Parker, City of - Mayor Parker

Vote For 1

	TOTAL	VOTE %		Election Day	Early Voting	Ballot By Mail	Provisional Ballots
Lee Pettie	30	100.00%	<div><div></div></div>	8	20	2	0
Total Votes Cast	30	100.00%	<div><div></div></div>	8	20	2	0
Overvotes	0			0	0	0	0
Undervotes	23			3	20	0	0
Contest Totals	53			11	40	2	0

Parker, City of - Councilmember-At-Large Parker

Vote For 2

	TOTAL	VOTE %		Election Day	Early Voting	Ballot By Mail	Provisional Ballots
Michael Slaughter	36	40.45%	<div><div></div></div>	3	31	2	0
Terry Lynch	27	30.34%	<div><div></div></div>	6	21	0	0
Edwin Smith	26	29.21%	<div><div></div></div>	7	17	2	0
Total Votes Cast	89	100.00%	<div><div></div></div>	16	69	4	0
Overvotes	0			0	0	0	0
Undervotes	17			6	11	0	0
Contest Totals	106			22	80	4	0

176

Proposed Constitutional Amendments - Proposition 1

Vote For 1

	TOTAL	VOTE %		Election Day	Early Voting	Ballot By Mail	Provisional Ballots
For	40	80.00%	<div><div></div></div>	10	20	10	0
Against	10	20.00%	<div><div></div></div>	8	2	0	0
Total Votes Cast	50	100.00%	<div><div></div></div>	18	22	10	0
Overvotes	0			0	0	0	0
Undervotes	0			0	0	0	0
Contest Totals	50			18	22	10	0

Proposed Constitutional Amendments - Proposition 2

Vote For 1

	TOTAL	VOTE %		Election Day	Early Voting	Ballot By Mail	Provisional Ballots
For	38	76.00%	<div><div></div></div>	10	19	9	0
Against	12	24.00%	<div><div></div></div>	8	3	1	0
Total Votes Cast	50	100.00%	<div><div></div></div>	18	22	10	0
Overvotes	0			0	0	0	0
Undervotes	0			0	0	0	0
Contest Totals	50			18	22	10	0

Frisco ISD - Trustee, Place 1 Frisco

Vote For 1

	TOTAL	VOTE %		Election Day	Early Voting	Ballot By Mail	Provisional Ballots
Angela Dunford	6	60.00%	<div><div></div></div>	0	5	1	0
Gopal Ponangi	4	40.00%	<div><div></div></div>	4	0	0	0
Total Votes Cast	10	100.00%	<div><div></div></div>	4	5	1	0
Overvotes	0			0	0	0	0
Undervotes	4			2	1	1	0
Contest Totals	14			6	6	2	0

Frisco ISD - Trustee, Place 2 Frisco

Vote For 1

	TOTAL	VOTE %		Election Day	Early Voting	Ballot By Mail	Provisional Ballots
Marvin B. Lowe	8	72.73%	<div><div></div></div>	3	4	1	0
Natalie Hebert	2	18.18%	<div><div></div></div>	0	1	1	0
Kelly Karthik	1	9.09%	<div><div></div></div>	1	0	0	0
Total Votes Cast	11	100.00%	<div><div></div></div>	4	5	2	0
Overvotes	0			0	0	0	0
Undervotes	3			2	1	0	0
Contest Totals	14			6	6	2	0

Summary Results Report
General and Special Election
May 7, 2022

FINAL RESULTS
SOVC
COLLIN COUNTY

176

Frisco ISD - Trustee, Place 3 Frisco

Vote For 1

	TOTAL	VOTE %		Election Day	Early Voting	Ballot By Mail	Provision al Ballots
Dustin Paschal	2	18.18%	<div><div></div></div>	1	0	1	0
Timothy Soto	2	18.18%	<div><div></div></div>	1	1	0	0
Stephanie Elad	7	63.64%	<div><div></div></div>	2	4	1	0
Total Votes Cast	11	100.00%	<div><div></div></div>	4	5	2	0
Overvotes	0			0	0	0	0
Undervotes	3			2	1	0	0
Contest Totals	14			6	6	2	0

177

Proposed Constitutional Amendments - Proposition 1

Vote For 1

	TOTAL	VOTE %		Election Day	Early Voting	Ballot By Mail	Provision al Ballots
For	227	96.60%	<div><div></div></div>	56	160	11	0
Against	8	3.40%	<div><div></div></div>	4	4	0	0
Total Votes Cast	235	100.00%	<div><div></div></div>	60	164	11	0
Overvotes	0			0	0	0	0
Undervotes	9			3	6	0	0
Contest Totals	244			63	170	11	0

Proposed Constitutional Amendments - Proposition 2

Vote For 1

	TOTAL	VOTE %		Election Day	Early Voting	Ballot By Mail	Provision al Ballots
For	228	95.80%	<div><div></div></div>	57	160	11	0
Against	10	4.20%	<div><div></div></div>	4	6	0	0
Total Votes Cast	238	100.00%	<div><div></div></div>	61	166	11	0
Overvotes	0			0	0	0	0
Undervotes	6			2	4	0	0
Contest Totals	244			63	170	11	0

Frisco ISD - Trustee, Place 1 Frisco

Vote For 1

	TOTAL	VOTE %		Election Day	Early Voting	Ballot By Mail	Provision al Ballots
Angela Dunford	164	80.79%	<div><div></div></div>	32	127	5	0
Gopal Ponangi	39	19.21%	<div><div></div></div>	17	17	5	0
Total Votes Cast	203	100.00%	<div><div></div></div>	49	144	10	0
Overvotes	0			0	0	0	0
Undervotes	41			14	26	1	0
Contest Totals	244			63	170	11	0

Frisco ISD - Trustee, Place 2 Frisco

Vote For 1

	TOTAL	VOTE %		Election Day	Early Voting	Ballot By Mail	Provision al Ballots
Marvin B. Lowe	170	74.56%	<div><div></div></div>	35	132	3	0
Natalie Hebert	41	17.98%	<div><div></div></div>	15	20	6	0
Kelly Karthik	17	7.46%	<div><div></div></div>	9	8	0	0
Total Votes Cast	228	100.00%	<div><div></div></div>	59	160	9	0
Overvotes	0			0	0	0	0
Undervotes	16			4	10	2	0
Contest Totals	244			63	170	11	0

Summary Results Report
General and Special Election
May 7, 2022

FINAL RESULTS
SOVC
COLLIN COUNTY

177

Frisco ISD - Trustee, Place 3 Frisco

Vote For 1

	TOTAL	VOTE %		Election Day	Early Voting	Ballot By Mail	Provision al Ballots
Dustin Paschal	30	13.27%	<div><div></div></div>	12	15	3	0
Timothy Soto	7	3.10%	<div><div></div></div>	3	4	0	0
Stephanie Elad	189	83.63%	<div><div></div></div>	42	141	6	0
Total Votes Cast	226	100.00%	<div><div></div></div>	57	160	9	0
Overvotes	0			0	0	0	0
Undervotes	18			6	10	2	0
Contest Totals	244			63	170	11	0

178

Proposed Constitutional Amendments - Proposition 1

Vote For 1

	TOTAL	VOTE %		Election Day	Early Voting	Ballot By Mail	Provision al Ballots
For	282	90.38%	<div><div></div></div>	88	185	9	0
Against	30	9.62%	<div><div></div></div>	9	19	2	0
Total Votes Cast	312	100.00%	<div><div></div></div>	97	204	11	0
Overvotes	0			0	0	0	0
Undervotes	20			9	10	1	0
Contest Totals	332			106	214	12	0

Proposed Constitutional Amendments - Proposition 2

Vote For 1

	TOTAL	VOTE %		Election Day	Early Voting	Ballot By Mail	Provision al Ballots
For	276	88.46%	<div><div></div></div>	91	174	11	0
Against	36	11.54%	<div><div></div></div>	9	27	0	0
Total Votes Cast	312	100.00%	<div><div></div></div>	100	201	11	0
Overvotes	0			0	0	0	0
Undervotes	20			6	13	1	0
Contest Totals	332			106	214	12	0

Town of Prosper - Mayor Prosper

Vote For 1

	TOTAL	VOTE %		Election Day	Early Voting	Ballot By Mail	Provision al Ballots
David F. Bristol	267	100.00%	<div><div></div></div>	77	179	11	0
Total Votes Cast	267	100.00%	<div><div></div></div>	77	179	11	0
Overvotes	0			0	0	0	0
Undervotes	65			29	35	1	0
Contest Totals	332			106	214	12	0

Town of Prosper - Councilmember , Place 1 Prosper

Vote For 1

	TOTAL	VOTE %		Election Day	Early Voting	Ballot By Mail	Provision al Ballots
Thom Vars	56	18.30%	<div><div></div></div>	18	37	1	0
Marcus E. Ray	250	81.70%	<div><div></div></div>	73	169	8	0
Total Votes Cast	306	100.00%	<div><div></div></div>	91	206	9	0
Overvotes	0			0	0	0	0
Undervotes	26			15	8	3	0
Contest Totals	332			106	214	12	0

178

Town of Prosper - Town Council, Place 4 Prosper

Vote For 1

	TOTAL	VOTE %		Election Day	Early Voting	Ballot By Mail	Provision al Ballots
Chris M. Kern	270	100.00%	<div><div></div></div>	77	184	9	0
Total Votes Cast	270	100.00%	<div><div></div></div>	77	184	9	0
Overvotes	0			0	0	0	0
Undervotes	62			29	30	3	0
Contest Totals	332			106	214	12	0

Prosper ISD - Trustee, Place 1 Prosper

Vote For 1

	TOTAL	VOTE %		Election Day	Early Voting	Ballot By Mail	Provision al Ballots
Jorden Dial	188	62.88%	<div><div></div></div>	53	130	5	0
Kristin Meier	64	21.40%	<div><div></div></div>	16	44	4	0
Kerry Antwine	47	15.72%	<div><div></div></div>	20	27	0	0
Total Votes Cast	299	100.00%	<div><div></div></div>	89	201	9	0
Overvotes	0			0	0	0	0
Undervotes	33			17	13	3	0
Contest Totals	332			106	214	12	0

Prosper ISD - Trustee, Place 3 Prosper

Vote For 1

	TOTAL	VOTE %		Election Day	Early Voting	Ballot By Mail	Provision al Ballots
Kelly P. Cavender	175	60.98%	<div><div></div></div>	48	121	6	0
Nataly Huddleston	44	15.33%	<div><div></div></div>	14	28	2	0
Lanford Rodgers	68	23.69%	<div><div></div></div>	20	47	1	0
Total Votes Cast	287	100.00%	<div><div></div></div>	82	196	9	0
Overvotes	0			0	0	0	0
Undervotes	45			24	18	3	0
Contest Totals	332			106	214	12	0

Prosper ISD - Trustee, Place 6 Prosper

Vote For 1

	TOTAL	VOTE %		Election Day	Early Voting	Ballot By Mail	Provision al Ballots
Lane Chamblee	170	57.24%	<div><div></div></div>	47	119	4	0
Garrett Linker	127	42.76%	<div><div></div></div>	42	81	4	0
Total Votes Cast	297	100.00%	<div><div></div></div>	89	200	8	0
Overvotes	0			0	0	0	0
Undervotes	35			17	14	4	0
Contest Totals	332			106	214	12	0

179

Proposed Constitutional Amendments - Proposition 1

Vote For 1

	TOTAL	VOTE %		Election Day	Early Voting	Ballot By Mail	Provisional Ballots
For	911	91.56%	<div><div></div></div>	225	557	126	3
Against	84	8.44%	<div><div></div></div>	28	44	11	1
Total Votes Cast	995	100.00%	<div><div></div></div>	253	601	137	4
Overvotes	0			0	0	0	0
Undervotes	32			12	20	0	0
Contest Totals	1,027			265	621	137	4

Proposed Constitutional Amendments - Proposition 2

Vote For 1

	TOTAL	VOTE %		Election Day	Early Voting	Ballot By Mail	Provisional Ballots
For	936	92.49%	<div><div></div></div>	237	567	128	4
Against	76	7.51%	<div><div></div></div>	22	45	9	0
Total Votes Cast	1,012	100.00%	<div><div></div></div>	259	612	137	4
Overvotes	0			0	0	0	0
Undervotes	15			6	9	0	0
Contest Totals	1,027			265	621	137	4

Lovejoy ISD - Trustee, Position 1 Lovejoy

Vote For 1

	TOTAL	VOTE %		Election Day	Early Voting	Ballot By Mail	Provisional Ballots
Randy Naidoo	468	48.60%	<div><div></div></div>	142	269	56	1
Julie McLaughlin	495	51.40%	<div><div></div></div>	115	316	61	3
Total Votes Cast	963	100.00%	<div><div></div></div>	257	585	117	4
Overvotes	0			0	0	0	0
Undervotes	42			4	25	13	0
Contest Totals	1,005			261	610	130	4

Lovejoy ISD - Trustee, Position 2 Lovejoy

Vote For 1

	TOTAL	VOTE %		Election Day	Early Voting	Ballot By Mail	Provisional Ballots
Amy Smith	651	100.00%	<div><div></div></div>	161	395	91	4
Total Votes Cast	651	100.00%	<div><div></div></div>	161	395	91	4
Overvotes	0			0	0	0	0
Undervotes	354			100	215	39	0
Contest Totals	1,005			261	610	130	4

179

Lovejoy ISD - Trustee, Position 3 Lovejoy							
Vote For 1							
	TOTAL	VOTE %		Election Day	Early Voting	Ballot By Mail	Provision al Ballots
Jeff Wood	636	100.00%	<div></div>	150	392	91	3
Total Votes Cast	636	100.00%	<div></div>	150	392	91	3
Overvotes	0			0	0	0	0
Undervotes	369			111	218	39	1
Contest Totals	1,005			261	610	130	4

180

Proposed Constitutional Amendments - Proposition 1

Vote For 1

	TOTAL	VOTE %		Election Day	Early Voting	Ballot By Mail	Provision al Ballots
For	133	88.67%	<div><div></div></div>	37	91	5	0
Against	17	11.33%	<div><div></div></div>	10	7	0	0
Total Votes Cast	150	100.00%	<div><div></div></div>	47	98	5	0
Overvotes	0			0	0	0	0
Undervotes	9			1	8	0	0
Contest Totals	159			48	106	5	0

Proposed Constitutional Amendments - Proposition 2

Vote For 1

	TOTAL	VOTE %		Election Day	Early Voting	Ballot By Mail	Provision al Ballots
For	139	90.26%	<div><div></div></div>	39	95	5	0
Against	15	9.74%	<div><div></div></div>	8	7	0	0
Total Votes Cast	154	100.00%	<div><div></div></div>	47	102	5	0
Overvotes	0			0	0	0	0
Undervotes	5			1	4	0	0
Contest Totals	159			48	106	5	0

Frisco ISD - Trustee, Place 1 Frisco

Vote For 1

	TOTAL	VOTE %		Election Day	Early Voting	Ballot By Mail	Provision al Ballots
Angela Dunford	0			0	0	0	0
Gopal Ponangi	0			0	0	0	0
Total Votes Cast	0			0	0	0	0
Overvotes	0			0	0	0	0
Undervotes	0			0	0	0	0
Contest Totals	0			0	0	0	0

Frisco ISD - Trustee, Place 2 Frisco

Vote For 1

	TOTAL	VOTE %		Election Day	Early Voting	Ballot By Mail	Provision al Ballots
Marvin B. Lowe	0			0	0	0	0
Natalie Hebert	0			0	0	0	0
Kelly Karthik	0			0	0	0	0
Total Votes Cast	0			0	0	0	0
Overvotes	0			0	0	0	0
Undervotes	0			0	0	0	0
Contest Totals	0			0	0	0	0

Summary Results Report
General and Special Election
May 7, 2022

FINAL RESULTS
SOVC
COLLIN COUNTY

180





Frisco ISD - Trustee, Place 3 Frisco

Vote For 1

	TOTAL	VOTE %	Election Day	Early Voting	Ballot By Mail	Provision al Ballots
Dustin Paschal	0		0	0	0	0
Timothy Soto	0		0	0	0	0
Stephanie Elad	0		0	0	0	0
Total Votes Cast	0		0	0	0	0
Overvotes	0		0	0	0	0
Undervotes	0		0	0	0	0
Contest Totals	0		0	0	0	0





Prosper ISD - Trustee, Place 1 Prosper

Vote For 1

	TOTAL	VOTE %	Election Day	Early Voting	Ballot By Mail	Provision al Ballots
Jorden Dial	62	48.44% 	21	39	2	0
Kristin Meier	44	34.38% 	13	29	2	0
Kerry Antwine	22	17.19% 	7	14	1	0
Total Votes Cast	128	100.00% 	41	82	5	0
Overvotes	0		0	0	0	0
Undervotes	31		7	24	0	0
Contest Totals	159		48	106	5	0




Prosper ISD - Trustee, Place 3 Prosper

Vote For 1

	TOTAL	VOTE %	Election Day	Early Voting	Ballot By Mail	Provision al Ballots
Kelly P. Cavender	71	57.26% 	24	45	2	0
Nataly Huddleston	32	25.81% 	11	18	3	0
Lanford Rodgers	21	16.94% 	5	16	0	0
Total Votes Cast	124	100.00% 	40	79	5	0
Overvotes	0		0	0	0	0
Undervotes	35		8	27	0	0
Contest Totals	159		48	106	5	0

Prosper ISD - Trustee, Place 6 Prosper

Vote For 1

	TOTAL	VOTE %	Election Day	Early Voting	Ballot By Mail	Provision al Ballots
Lane Chamblee	70	54.26% 	25	43	2	0
Garrett Linker	59	45.74% 	16	40	3	0
Total Votes Cast	129	100.00% 	41	83	5	0
Overvotes	0		0	0	0	0
Undervotes	30		7	23	0	0
Contest Totals	159		48	106	5	0

181

Proposed Constitutional Amendments - Proposition 1

Vote For 1

	TOTAL	VOTE %		Election Day	Early Voting	Ballot By Mail	Provision al Ballots
For	77	97.47%	<div><div></div></div>	21	48	8	0
Against	2	2.53%	<div><div></div></div>	2	0	0	0
Total Votes Cast	79	100.00%	<div><div></div></div>	23	48	8	0
Overvotes	0			0	0	0	0
Undervotes	0			0	0	0	0
Contest Totals	79			23	48	8	0

Proposed Constitutional Amendments - Proposition 2

Vote For 1

	TOTAL	VOTE %		Election Day	Early Voting	Ballot By Mail	Provision al Ballots
For	76	96.20%	<div><div></div></div>	22	47	7	0
Against	3	3.80%	<div><div></div></div>	1	1	1	0
Total Votes Cast	79	100.00%	<div><div></div></div>	23	48	8	0
Overvotes	0			0	0	0	0
Undervotes	0			0	0	0	0
Contest Totals	79			23	48	8	0

North Collin Special Utility District - Director NORTH COLLIN SPECIAL UTILITY DISTRICT

Vote For 2

	TOTAL	VOTE %		Election Day	Early Voting	Ballot By Mail	Provision al Ballots
Debbie Herbst	0	0.00%	<div><div></div></div>	0	0	0	0
Scott Morrissey	0	0.00%	<div><div></div></div>	0	0	0	0
Ellen Hartley	2	100.00%	<div><div></div></div>	0	2	0	0
Total Votes Cast	2	100.00%	<div><div></div></div>	0	2	0	0
Overvotes	0			0	0	0	0
Undervotes	2			0	2	0	0
Contest Totals	4			0	4	0	0

182

Proposed Constitutional Amendments - Proposition 1

Vote For 1

	TOTAL	VOTE %		Election Day	Early Voting	Ballot By Mail	Provision al Ballots
For	355	89.65%	<div><div></div></div>	90	243	22	0
Against	41	10.35%	<div><div></div></div>	7	29	5	0
Total Votes Cast	396	100.00%	<div><div></div></div>	97	272	27	0
Overvotes	0			0	0	0	0
Undervotes	22			3	18	1	0
Contest Totals	418			100	290	28	0

Proposed Constitutional Amendments - Proposition 2

Vote For 1

	TOTAL	VOTE %		Election Day	Early Voting	Ballot By Mail	Provision al Ballots
For	379	95.23%	<div><div></div></div>	95	258	26	0
Against	19	4.77%	<div><div></div></div>	3	15	1	0
Total Votes Cast	398	100.00%	<div><div></div></div>	98	273	27	0
Overvotes	0			0	0	0	0
Undervotes	20			2	17	1	0
Contest Totals	418			100	290	28	0

Allen, City of - Councilmember, Place No. 4 Allen

Vote For 1

	TOTAL	VOTE %		Election Day	Early Voting	Ballot By Mail	Provision al Ballots
Chris Schulmeister	265	72.80%	<div><div></div></div>	60	186	19	0
Nathan Polsky	99	27.20%	<div><div></div></div>	27	67	5	0
Total Votes Cast	364	100.00%	<div><div></div></div>	87	253	24	0
Overvotes	0			0	0	0	0
Undervotes	54			13	37	4	0
Contest Totals	418			100	290	28	0

Allen, City of - Councilmember, Place No. 6 Allen

Vote For 1

	TOTAL	VOTE %		Election Day	Early Voting	Ballot By Mail	Provision al Ballots
Srini Raghavan	184	46.58%	<div><div></div></div>	53	127	4	0
Ben Trahan	211	53.42%	<div><div></div></div>	44	148	19	0
Total Votes Cast	395	100.00%	<div><div></div></div>	97	275	23	0
Overvotes	0			0	0	0	0
Undervotes	23			3	15	5	0
Contest Totals	418			100	290	28	0

182

Allen ISD - School District Board of Trustees, Place 2 Allen

Vote For 1

	TOTAL	VOTE %		Election Day	Early Voting	Ballot By Mail	Provision al Ballots
Bill Parker	92	23.71%	<div><div></div></div>	16	61	15	0
Sam Abiog	200	51.55%	<div><div></div></div>	57	140	3	0
Christina Cabral	96	24.74%	<div><div></div></div>	24	67	5	0
Total Votes Cast	388	100.00%	<div><div></div></div>	97	268	23	0
Overvotes	0			0	0	0	0
Undervotes	30			3	22	5	0
Contest Totals	418			100	290	28	0

Allen ISD - School District Board of Trustees, Place 4 Allen

Vote For 1

	TOTAL	VOTE %		Election Day	Early Voting	Ballot By Mail	Provision al Ballots
Amy Gnadt	225	64.10%	<div><div></div></div>	52	158	15	0
Joe Boylan	126	35.90%	<div><div></div></div>	30	88	8	0
Total Votes Cast	351	100.00%	<div><div></div></div>	82	246	23	0
Overvotes	0			0	0	0	0
Undervotes	67			18	44	5	0
Contest Totals	418			100	290	28	0

Allen ISD - School District Board of Trustees, Place 5 Allen

Vote For 1

	TOTAL	VOTE %		Election Day	Early Voting	Ballot By Mail	Provision al Ballots
Elle Holland	174	45.55%	<div><div></div></div>	44	121	9	0
Snober Lakhani	85	22.25%	<div><div></div></div>	23	59	3	0
Kelley Rowley	123	32.20%	<div><div></div></div>	28	84	11	0
Total Votes Cast	382	100.00%	<div><div></div></div>	95	264	23	0
Overvotes	0			0	0	0	0
Undervotes	36			5	26	5	0
Contest Totals	418			100	290	28	0

183

Proposed Constitutional Amendments - Proposition 1

Vote For 1

	TOTAL	VOTE %		Election Day	Early Voting	Ballot By Mail	Provision al Ballots
For	6	100.00%	<div><div></div></div>	3	0	3	0
Against	0	0.00%	<div><div></div></div>	0	0	0	0
Total Votes Cast	6	100.00%	<div><div></div></div>	3	0	3	0
Overvotes	0			0	0	0	0
Undervotes	0			0	0	0	0
Contest Totals	6			3	0	3	0

Proposed Constitutional Amendments - Proposition 2

Vote For 1

	TOTAL	VOTE %		Election Day	Early Voting	Ballot By Mail	Provision al Ballots
For	5	83.33%	<div><div></div></div>	2	0	3	0
Against	1	16.67%	<div><div></div></div>	1	0	0	0
Total Votes Cast	6	100.00%	<div><div></div></div>	3	0	3	0
Overvotes	0			0	0	0	0
Undervotes	0			0	0	0	0
Contest Totals	6			3	0	3	0

184

Proposed Constitutional Amendments - Proposition 1

Vote For 1

	TOTAL	VOTE %		Election Day	Early Voting	Ballot By Mail	Provision al Ballots
For	85	86.73%	<div><div></div></div>	19	52	14	0
Against	13	13.27%	<div><div></div></div>	4	7	2	0
Total Votes Cast	98	100.00%	<div><div></div></div>	23	59	16	0
Overvotes	0			0	0	0	0
Undervotes	8			3	5	0	0
Contest Totals	106			26	64	16	0

Proposed Constitutional Amendments - Proposition 2

Vote For 1

	TOTAL	VOTE %		Election Day	Early Voting	Ballot By Mail	Provision al Ballots
For	83	83.84%	<div><div></div></div>	21	49	13	0
Against	16	16.16%	<div><div></div></div>	3	10	3	0
Total Votes Cast	99	100.00%	<div><div></div></div>	24	59	16	0
Overvotes	0			0	0	0	0
Undervotes	7			2	5	0	0
Contest Totals	106			26	64	16	0

Frisco ISD - Trustee, Place 1 Frisco

Vote For 1

	TOTAL	VOTE %		Election Day	Early Voting	Ballot By Mail	Provision al Ballots
Angela Dunford	51	53.12%	<div><div></div></div>	12	32	7	0
Gopal Ponangi	45	46.88%	<div><div></div></div>	11	28	6	0
Total Votes Cast	96	100.00%	<div><div></div></div>	23	60	13	0
Overvotes	0			0	0	0	0
Undervotes	10			3	4	3	0
Contest Totals	106			26	64	16	0

Frisco ISD - Trustee, Place 2 Frisco

Vote For 1

	TOTAL	VOTE %		Election Day	Early Voting	Ballot By Mail	Provision al Ballots
Marvin B. Lowe	43	42.16%	<div><div></div></div>	15	26	2	0
Natalie Hebert	47	46.08%	<div><div></div></div>	8	30	9	0
Kelly Karthik	12	11.76%	<div><div></div></div>	3	6	3	0
Total Votes Cast	102	100.00%	<div><div></div></div>	26	62	14	0
Overvotes	0			0	0	0	0
Undervotes	4			0	2	2	0
Contest Totals	106			26	64	16	0

Summary Results Report
General and Special Election
May 7, 2022

FINAL RESULTS
SOVC
COLLIN COUNTY

184

Frisco ISD - Trustee, Place 3 Frisco

Vote For 1

	TOTAL	VOTE %		Election Day	Early Voting	Ballot By Mail	Provision al Ballots
Dustin Paschal	49	49.00%	<div><div></div></div>	8	35	6	0
Timothy Soto	5	5.00%	<div><div></div></div>	2	2	1	0
Stephanie Elad	46	46.00%	<div><div></div></div>	16	24	6	0
Total Votes Cast	100	100.00%	<div><div></div></div>	26	61	13	0
Overvotes	0			0	0	0	0
Undervotes	6			0	3	3	0
Contest Totals	106			26	64	16	0

185

Proposed Constitutional Amendments - Proposition 1

Vote For 1

	TOTAL	VOTE %	Election Day	Early Voting	Ballot By Mail	Provision al Ballots
For	0		0	0	0	0
Against	0		0	0	0	0
Total Votes Cast	0		0	0	0	0
Overvotes	0		0	0	0	0
Undervotes	0		0	0	0	0
Contest Totals	0		0	0	0	0

Proposed Constitutional Amendments - Proposition 2

Vote For 1

	TOTAL	VOTE %	Election Day	Early Voting	Ballot By Mail	Provision al Ballots
For	0		0	0	0	0
Against	0		0	0	0	0
Total Votes Cast	0		0	0	0	0
Overvotes	0		0	0	0	0
Undervotes	0		0	0	0	0
Contest Totals	0		0	0	0	0

186

Proposed Constitutional Amendments - Proposition 1

Vote For 1

	TOTAL	VOTE %		Election Day	Early Voting	Ballot By Mail	Provision al Ballots
For	4	100.00%	<div></div>	1	1	2	0
Against	0	0.00%	<div></div>	0	0	0	0
Total Votes Cast	4	100.00%	<div></div>	1	1	2	0
Overvotes	0			0	0	0	0
Undervotes	0			0	0	0	0
Contest Totals	4			1	1	2	0

Proposed Constitutional Amendments - Proposition 2

Vote For 1

	TOTAL	VOTE %		Election Day	Early Voting	Ballot By Mail	Provision al Ballots
For	4	100.00%	<div></div>	1	1	2	0
Against	0	0.00%	<div></div>	0	0	0	0
Total Votes Cast	4	100.00%	<div></div>	1	1	2	0
Overvotes	0			0	0	0	0
Undervotes	0			0	0	0	0
Contest Totals	4			1	1	2	0

187

Proposed Constitutional Amendments - Proposition 1

Vote For 1

	TOTAL	VOTE %		Election Day	Early Voting	Ballot By Mail	Provision al Ballots
For	20	95.24%	<div><div></div></div>	11	6	3	0
Against	1	4.76%	<div><div></div></div>	0	1	0	0
Total Votes Cast	21	100.00%	<div><div></div></div>	11	7	3	0
Overvotes	0			0	0	0	0
Undervotes	1			1	0	0	0
Contest Totals	22			12	7	3	0

Proposed Constitutional Amendments - Proposition 2

Vote For 1

	TOTAL	VOTE %		Election Day	Early Voting	Ballot By Mail	Provision al Ballots
For	21	95.45%	<div><div></div></div>	12	6	3	0
Against	1	4.55%	<div><div></div></div>	0	1	0	0
Total Votes Cast	22	100.00%	<div><div></div></div>	12	7	3	0
Overvotes	0			0	0	0	0
Undervotes	0			0	0	0	0
Contest Totals	22			12	7	3	0

188

Proposed Constitutional Amendments - Proposition 1

Vote For 1

	TOTAL	VOTE %		Election Day	Early Voting	Ballot By Mail	Provision al Ballots
For	7	87.50%	<div><div></div></div>	5	2	0	0
Against	1	12.50%	<div><div></div></div>	0	1	0	0
Total Votes Cast	8	100.00%	<div><div></div></div>	5	3	0	0
Overvotes	0			0	0	0	0
Undervotes	0			0	0	0	0
Contest Totals	8			5	3	0	0

Proposed Constitutional Amendments - Proposition 2

Vote For 1

	TOTAL	VOTE %		Election Day	Early Voting	Ballot By Mail	Provision al Ballots
For	7	87.50%	<div><div></div></div>	5	2	0	0
Against	1	12.50%	<div><div></div></div>	0	1	0	0
Total Votes Cast	8	100.00%	<div><div></div></div>	5	3	0	0
Overvotes	0			0	0	0	0
Undervotes	0			0	0	0	0
Contest Totals	8			5	3	0	0

North Collin Special Utility District - Director NORTH COLLIN SPECIAL UTILITY DISTRICT

Vote For 2

	TOTAL	VOTE %		Election Day	Early Voting	Ballot By Mail	Provision al Ballots
Debbie Herbst	4	44.44%	<div><div></div></div>	3	1	0	0
Scott Morrissey	0	0.00%	<div><div></div></div>	0	0	0	0
Ellen Hartley	5	55.56%	<div><div></div></div>	3	2	0	0
Total Votes Cast	9	100.00%	<div><div></div></div>	6	3	0	0
Overvotes	0			0	0	0	0
Undervotes	5			4	1	0	0
Contest Totals	14			10	4	0	0

189

Proposed Constitutional Amendments - Proposition 1

Vote For 1

	TOTAL	VOTE %		Election Day	Early Voting	Ballot By Mail	Provision al Ballots
For	46	90.20%	<div><div></div></div>	18	25	3	0
Against	5	9.80%	<div><div></div></div>	0	5	0	0
Total Votes Cast	51	100.00%	<div><div></div></div>	18	30	3	0
Overvotes	0			0	0	0	0
Undervotes	0			0	0	0	0
Contest Totals	51			18	30	3	0

Proposed Constitutional Amendments - Proposition 2

Vote For 1

	TOTAL	VOTE %		Election Day	Early Voting	Ballot By Mail	Provision al Ballots
For	49	96.08%	<div><div></div></div>	17	29	3	0
Against	2	3.92%	<div><div></div></div>	1	1	0	0
Total Votes Cast	51	100.00%	<div><div></div></div>	18	30	3	0
Overvotes	0			0	0	0	0
Undervotes	0			0	0	0	0
Contest Totals	51			18	30	3	0

190

Proposed Constitutional Amendments - Proposition 1

Vote For 1

	TOTAL	VOTE %		Election Day	Early Voting	Ballot By Mail	Provision al Ballots
For	3	75.00%	<div><div></div></div>	3	0	0	0
Against	1	25.00%	<div><div></div></div>	0	1	0	0
Total Votes Cast	4	100.00%	<div><div></div></div>	3	1	0	0
Overvotes	0			0	0	0	0
Undervotes	0			0	0	0	0
Contest Totals	4			3	1	0	0

Proposed Constitutional Amendments - Proposition 2

Vote For 1

	TOTAL	VOTE %		Election Day	Early Voting	Ballot By Mail	Provision al Ballots
For	3	75.00%	<div><div></div></div>	3	0	0	0
Against	1	25.00%	<div><div></div></div>	0	1	0	0
Total Votes Cast	4	100.00%	<div><div></div></div>	3	1	0	0
Overvotes	0			0	0	0	0
Undervotes	0			0	0	0	0
Contest Totals	4			3	1	0	0

191

Proposed Constitutional Amendments - Proposition 1

Vote For 1

	TOTAL	VOTE %		Election Day	Early Voting	Ballot By Mail	Provision al Ballots
For	15	100.00%	<div><div></div></div>	3	9	3	0
Against	0	0.00%	<div><div></div></div>	0	0	0	0
Total Votes Cast	15	100.00%	<div><div></div></div>	3	9	3	0
Overvotes	0			0	0	0	0
Undervotes	0			0	0	0	0
Contest Totals	15			3	9	3	0

Proposed Constitutional Amendments - Proposition 2

Vote For 1

	TOTAL	VOTE %		Election Day	Early Voting	Ballot By Mail	Provision al Ballots
For	14	93.33%	<div><div></div></div>	3	8	3	0
Against	1	6.67%	<div><div></div></div>	0	1	0	0
Total Votes Cast	15	100.00%	<div><div></div></div>	3	9	3	0
Overvotes	0			0	0	0	0
Undervotes	0			0	0	0	0
Contest Totals	15			3	9	3	0

192

Proposed Constitutional Amendments - Proposition 1

Vote For 1

	TOTAL	VOTE %		Election Day	Early Voting	Ballot By Mail	Provisional Ballots
For	367	89.95%	<div><div></div></div>	133	220	14	0
Against	41	10.05%	<div><div></div></div>	20	15	5	1
Total Votes Cast	408	100.00%	<div><div></div></div>	153	235	19	1
Overvotes	0			0	0	0	0
Undervotes	15			8	7	0	0
Contest Totals	423			161	242	19	1

Proposed Constitutional Amendments - Proposition 2

Vote For 1

	TOTAL	VOTE %		Election Day	Early Voting	Ballot By Mail	Provisional Ballots
For	360	87.80%	<div><div></div></div>	134	211	15	0
Against	50	12.20%	<div><div></div></div>	24	22	3	1
Total Votes Cast	410	100.00%	<div><div></div></div>	158	233	18	1
Overvotes	0			0	0	0	0
Undervotes	13			3	9	1	0
Contest Totals	423			161	242	19	1

City of Nevada, Mayor Nevada

Vote For 1

	TOTAL	VOTE %		Election Day	Early Voting	Ballot By Mail	Provisional Ballots
Benito Ponce	4	100.00%	<div><div></div></div>	3	1	0	0
Total Votes Cast	4	100.00%	<div><div></div></div>	3	1	0	0
Overvotes	0			0	0	0	0
Undervotes	2			0	2	0	0
Contest Totals	6			3	3	0	0

City of Nevada - City Council, Place 1 Nevada

Vote For 1

	TOTAL	VOTE %		Election Day	Early Voting	Ballot By Mail	Provisional Ballots
Josiah Cleveland	0	0.00%	<div><div></div></div>	0	0	0	0
Michael Laye	3	100.00%	<div><div></div></div>	1	2	0	0
Total Votes Cast	3	100.00%	<div><div></div></div>	1	2	0	0
Overvotes	0			0	0	0	0
Undervotes	3			2	1	0	0
Contest Totals	6			3	3	0	0

Summary Results Report
General and Special Election
May 7, 2022

FINAL RESULTS
SOVC
COLLIN COUNTY

192

City of Nevada - City Council, Place 2 Nevada

Vote For 1

	TOTAL	VOTE %		Election Day	Early Voting	Ballot By Mail	Provision al Ballots
Gwendolyn Garlington	1	50.00%	<div><div></div></div>	1	0	0	0
Donald Deering	1	50.00%	<div><div></div></div>	0	1	0	0
Total Votes Cast	2	100.00%	<div><div></div></div>	1	1	0	0
Overvotes	0			0	0	0	0
Undervotes	4			2	2	0	0
Contest Totals	6			3	3	0	0

City of Nevada - City Council, Place 5 Nevada

Vote For 1

	TOTAL	VOTE %		Election Day	Early Voting	Ballot By Mail	Provision al Ballots
Paul Breitzman	2	100.00%	<div><div></div></div>	1	1	0	0
John McBride	0	0.00%	<div><div></div></div>	0	0	0	0
Total Votes Cast	2	100.00%	<div><div></div></div>	1	1	0	0
Overvotes	0			0	0	0	0
Undervotes	4			2	2	0	0
Contest Totals	6			3	3	0	0

Community ISD - Proposition A

Vote For 1

	TOTAL	VOTE %		Election Day	Early Voting	Ballot By Mail	Provision al Ballots
For	289	68.48%	<div><div></div></div>	90	186	12	1
Against	133	31.52%	<div><div></div></div>	70	56	7	0
Total Votes Cast	422	100.00%	<div><div></div></div>	160	242	19	1
Overvotes	0			0	0	0	0
Undervotes	1			1	0	0	0
Contest Totals	423			161	242	19	1

Community ISD - Proposition B

Vote For 1

	TOTAL	VOTE %		Election Day	Early Voting	Ballot By Mail	Provision al Ballots
For	231	55.00%	<div><div></div></div>	72	150	9	0
Against	189	45.00%	<div><div></div></div>	88	90	10	1
Total Votes Cast	420	100.00%	<div><div></div></div>	160	240	19	1
Overvotes	0			0	0	0	0
Undervotes	3			1	2	0	0
Contest Totals	423			161	242	19	1

Summary Results Report
General and Special Election
May 7, 2022

FINAL RESULTS
SOVC
COLLIN COUNTY

192

Community ISD - Proposition C

Vote For 1

	TOTAL	VOTE %		Election Day	Early Voting	Ballot By Mail	Provision al Ballots
For	233	55.88%	<div><div></div></div>	69	154	10	0
Against	184	44.12%	<div><div></div></div>	91	84	8	1
Total Votes Cast	417	100.00%	<div><div></div></div>	160	238	18	1
Overvotes	0			0	0	0	0
Undervotes	6			1	4	1	0
Contest Totals	423			161	242	19	1

193

Proposed Constitutional Amendments - Proposition 1

Vote For 1

	TOTAL	VOTE %		Election Day	Early Voting	Ballot By Mail	Provision al Ballots
For	101	91.82%	<div><div></div></div>	44	55	2	0
Against	9	8.18%	<div><div></div></div>	5	3	1	0
Total Votes Cast	110	100.00%	<div><div></div></div>	49	58	3	0
Overvotes	0			0	0	0	0
Undervotes	8			4	4	0	0
Contest Totals	118			53	62	3	0

Proposed Constitutional Amendments - Proposition 2

Vote For 1

	TOTAL	VOTE %		Election Day	Early Voting	Ballot By Mail	Provision al Ballots
For	98	89.09%	<div><div></div></div>	41	54	3	0
Against	12	10.91%	<div><div></div></div>	6	6	0	0
Total Votes Cast	110	100.00%	<div><div></div></div>	47	60	3	0
Overvotes	0			0	0	0	0
Undervotes	8			6	2	0	0
Contest Totals	118			53	62	3	0

Lavon, City of - Local Option Election

Vote For 1

	TOTAL	VOTE %		Election Day	Early Voting	Ballot By Mail	Provision al Ballots
For	6	50.00%	<div><div></div></div>	2	4	0	0
Against	6	50.00%	<div><div></div></div>	4	2	0	0
Total Votes Cast	12	100.00%	<div><div></div></div>	6	6	0	0
Overvotes	0			0	0	0	0
Undervotes	0			0	0	0	0
Contest Totals	12			6	6	0	0

Community ISD - Proposition A

Vote For 1

	TOTAL	VOTE %		Election Day	Early Voting	Ballot By Mail	Provision al Ballots
For	71	63.39%	<div><div></div></div>	25	45	1	0
Against	41	36.61%	<div><div></div></div>	23	17	1	0
Total Votes Cast	112	100.00%	<div><div></div></div>	48	62	2	0
Overvotes	0			0	0	0	0
Undervotes	0			0	0	0	0
Contest Totals	112			48	62	2	0

Summary Results Report
General and Special Election
May 7, 2022

FINAL RESULTS
SOVC
COLLIN COUNTY

193

Community ISD - Proposition B

Vote For 1

	TOTAL	VOTE %		Election Day	Early Voting	Ballot By Mail	Provision al Ballots
For	55	50.00%	<div><div></div></div>	18	37	0	0
Against	55	50.00%	<div><div></div></div>	28	25	2	0
Total Votes Cast	110	100.00%	<div><div></div></div>	46	62	2	0
Overvotes	0			0	0	0	0
Undervotes	2			2	0	0	0
Contest Totals	112			48	62	2	0

Community ISD - Proposition C

Vote For 1

	TOTAL	VOTE %		Election Day	Early Voting	Ballot By Mail	Provision al Ballots
For	53	48.18%	<div><div></div></div>	15	38	0	0
Against	57	51.82%	<div><div></div></div>	32	23	2	0
Total Votes Cast	110	100.00%	<div><div></div></div>	47	61	2	0
Overvotes	0			0	0	0	0
Undervotes	2			1	1	0	0
Contest Totals	112			48	62	2	0

Board of Directors BEAR CREEK SPECIAL UTILITY DISTRICT

Vote For 3

	TOTAL	VOTE %		Election Day	Early Voting	Ballot By Mail	Provision al Ballots
Lisa Block	3	15.00%	<div><div></div></div>	1	2	0	0
Chris Elder	2	10.00%	<div><div></div></div>	1	1	0	0
Deborah Fato	13	65.00%	<div><div></div></div>	6	7	0	0
Herman Stork	2	10.00%	<div><div></div></div>	0	2	0	0
Total Votes Cast	20	100.00%	<div><div></div></div>	8	12	0	0
Overvotes	0			0	0	0	0
Undervotes	34			10	24	0	0
Contest Totals	54			18	36	0	0

194

Proposed Constitutional Amendments - Proposition 1

Vote For 1

	TOTAL	VOTE %	Election Day	Early Voting	Ballot By Mail	Provision al Ballots
For	0		0	0	0	0
Against	0		0	0	0	0
Total Votes Cast	0		0	0	0	0
Overvotes	0		0	0	0	0
Undervotes	0		0	0	0	0
Contest Totals	0		0	0	0	0

Proposed Constitutional Amendments - Proposition 2

Vote For 1

	TOTAL	VOTE %	Election Day	Early Voting	Ballot By Mail	Provision al Ballots
For	0		0	0	0	0
Against	0		0	0	0	0
Total Votes Cast	0		0	0	0	0
Overvotes	0		0	0	0	0
Undervotes	0		0	0	0	0
Contest Totals	0		0	0	0	0

Community ISD - Proposition A

Vote For 1

	TOTAL	VOTE %	Election Day	Early Voting	Ballot By Mail	Provision al Ballots
For	0		0	0	0	0
Against	0		0	0	0	0
Total Votes Cast	0		0	0	0	0
Overvotes	0		0	0	0	0
Undervotes	0		0	0	0	0
Contest Totals	0		0	0	0	0

Community ISD - Proposition B

Vote For 1

	TOTAL	VOTE %	Election Day	Early Voting	Ballot By Mail	Provision al Ballots
For	0		0	0	0	0
Against	0		0	0	0	0
Total Votes Cast	0		0	0	0	0
Overvotes	0		0	0	0	0
Undervotes	0		0	0	0	0
Contest Totals	0		0	0	0	0

Summary Results Report
General and Special Election
May 7, 2022

FINAL RESULTS
SOVC
COLLIN COUNTY

194

Community ISD - Proposition C

Vote For 1

	TOTAL	VOTE %	Election Day	Early Voting	Ballot By Mail	Provision al Ballots
For	0		0	0	0	0
Against	0		0	0	0	0
Total Votes Cast	0		0	0	0	0
Overvotes	0		0	0	0	0
Undervotes	0		0	0	0	0
Contest Totals	0		0	0	0	0

Board of Directors BEAR CREEK SPECIAL UTILITY DISTRICT

Vote For 3

	TOTAL	VOTE %	Election Day	Early Voting	Ballot By Mail	Provision al Ballots
Lisa Block	0		0	0	0	0
Chris Elder	0		0	0	0	0
Deborah Fato	0		0	0	0	0
Herman Stork	0		0	0	0	0
Total Votes Cast	0		0	0	0	0
Overvotes	0		0	0	0	0
Undervotes	0		0	0	0	0
Contest Totals	0		0	0	0	0

195

Proposed Constitutional Amendments - Proposition 1

Vote For 1

	TOTAL	VOTE %		Election Day	Early Voting	Ballot By Mail	Provision al Ballots
For	60	96.77%	<div><div></div></div>	20	29	11	0
Against	2	3.23%	<div><div></div></div>	2	0	0	0
Total Votes Cast	62	100.00%	<div><div></div></div>	22	29	11	0
Overvotes	0			0	0	0	0
Undervotes	2			0	0	2	0
Contest Totals	64			22	29	13	0

Proposed Constitutional Amendments - Proposition 2

Vote For 1

	TOTAL	VOTE %		Election Day	Early Voting	Ballot By Mail	Provision al Ballots
For	64	100.00%	<div><div></div></div>	22	29	13	0
Against	0	0.00%	<div><div></div></div>	0	0	0	0
Total Votes Cast	64	100.00%	<div><div></div></div>	22	29	13	0
Overvotes	0			0	0	0	0
Undervotes	0			0	0	0	0
Contest Totals	64			22	29	13	0

196

Proposed Constitutional Amendments - Proposition 1

Vote For 1

	TOTAL	VOTE %		Election Day	Early Voting	Ballot By Mail	Provision al Ballots
For	69	94.52%	<div><div></div></div>	25	39	5	0
Against	4	5.48%	<div><div></div></div>	1	2	1	0
Total Votes Cast	73	100.00%	<div><div></div></div>	26	41	6	0
Overvotes	0			0	0	0	0
Undervotes	0			0	0	0	0
Contest Totals	73			26	41	6	0

Proposed Constitutional Amendments - Proposition 2

Vote For 1

	TOTAL	VOTE %		Election Day	Early Voting	Ballot By Mail	Provision al Ballots
For	67	91.78%	<div><div></div></div>	26	37	4	0
Against	6	8.22%	<div><div></div></div>	0	4	2	0
Total Votes Cast	73	100.00%	<div><div></div></div>	26	41	6	0
Overvotes	0			0	0	0	0
Undervotes	0			0	0	0	0
Contest Totals	73			26	41	6	0

Parker, City of - Mayor Parker

Vote For 1

	TOTAL	VOTE %		Election Day	Early Voting	Ballot By Mail	Provision al Ballots
Lee Pettie	2	100.00%	<div><div></div></div>	1	1	0	0
Total Votes Cast	2	100.00%	<div><div></div></div>	1	1	0	0
Overvotes	0			0	0	0	0
Undervotes	1			0	1	0	0
Contest Totals	3			1	2	0	0

Parker, City of - Councilmember-At-Large Parker

Vote For 2

	TOTAL	VOTE %		Election Day	Early Voting	Ballot By Mail	Provision al Ballots
Michael Slaughter	2	50.00%	<div><div></div></div>	1	1	0	0
Terry Lynch	0	0.00%	<div><div></div></div>	0	0	0	0
Edwin Smith	2	50.00%	<div><div></div></div>	1	1	0	0
Total Votes Cast	4	100.00%	<div><div></div></div>	2	2	0	0
Overvotes	0			0	0	0	0
Undervotes	2			0	2	0	0
Contest Totals	6			2	4	0	0

197

Proposed Constitutional Amendments - Proposition 1

Vote For 1

	TOTAL	VOTE %		Election Day	Early Voting	Ballot By Mail	Provision al Ballots
For	48	92.31%	<div><div></div></div>	18	22	8	0
Against	4	7.69%	<div><div></div></div>	1	3	0	0
Total Votes Cast	52	100.00%	<div><div></div></div>	19	25	8	0
Overvotes	0			0	0	0	0
Undervotes	0			0	0	0	0
Contest Totals	52			19	25	8	0

Proposed Constitutional Amendments - Proposition 2

Vote For 1

	TOTAL	VOTE %		Election Day	Early Voting	Ballot By Mail	Provision al Ballots
For	47	90.38%	<div><div></div></div>	18	24	5	0
Against	5	9.62%	<div><div></div></div>	1	1	3	0
Total Votes Cast	52	100.00%	<div><div></div></div>	19	25	8	0
Overvotes	0			0	0	0	0
Undervotes	0			0	0	0	0
Contest Totals	52			19	25	8	0

198

Proposed Constitutional Amendments - Proposition 1

Vote For 1

	TOTAL	VOTE %		Election Day	Early Voting	Ballot By Mail	Provision al Ballots
For	5	83.33%	<div><div></div></div>	2	3	0	0
Against	1	16.67%	<div><div></div></div>	1	0	0	0
Total Votes Cast	6	100.00%	<div><div></div></div>	3	3	0	0
Overvotes	0			0	0	0	0
Undervotes	0			0	0	0	0
Contest Totals	6			3	3	0	0

Proposed Constitutional Amendments - Proposition 2

Vote For 1

	TOTAL	VOTE %		Election Day	Early Voting	Ballot By Mail	Provision al Ballots
For	6	100.00%	<div><div></div></div>	3	3	0	0
Against	0	0.00%	<div><div></div></div>	0	0	0	0
Total Votes Cast	6	100.00%	<div><div></div></div>	3	3	0	0
Overvotes	0			0	0	0	0
Undervotes	0			0	0	0	0
Contest Totals	6			3	3	0	0

199

Proposed Constitutional Amendments - Proposition 1

Vote For 1

	TOTAL	VOTE %		Election Day	Early Voting	Ballot By Mail	Provision al Ballots
For	328	86.77%	<div><div></div></div>	86	236	6	0
Against	50	13.23%	<div><div></div></div>	13	33	4	0
Total Votes Cast	378	100.00%	<div><div></div></div>	99	269	10	0
Overvotes	0			0	0	0	0
Undervotes	35			6	29	0	0
Contest Totals	413			105	298	10	0

Proposed Constitutional Amendments - Proposition 2

Vote For 1

	TOTAL	VOTE %		Election Day	Early Voting	Ballot By Mail	Provision al Ballots
For	361	92.33%	<div><div></div></div>	86	265	10	0
Against	30	7.67%	<div><div></div></div>	15	15	0	0
Total Votes Cast	391	100.00%	<div><div></div></div>	101	280	10	0
Overvotes	0			0	0	0	0
Undervotes	22			4	18	0	0
Contest Totals	413			105	298	10	0

Town of Prosper - Mayor Prosper

Vote For 1

	TOTAL	VOTE %		Election Day	Early Voting	Ballot By Mail	Provision al Ballots
David F. Bristol	337	100.00%	<div><div></div></div>	77	252	8	0
Total Votes Cast	337	100.00%	<div><div></div></div>	77	252	8	0
Overvotes	0			0	0	0	0
Undervotes	76			28	46	2	0
Contest Totals	413			105	298	10	0

Town of Prosper - Councilmember , Place 1 Prosper

Vote For 1

	TOTAL	VOTE %		Election Day	Early Voting	Ballot By Mail	Provision al Ballots
Thom Vars	81	23.48%	<div><div></div></div>	18	58	5	0
Marcus E. Ray	264	76.52%	<div><div></div></div>	68	193	3	0
Total Votes Cast	345	100.00%	<div><div></div></div>	86	251	8	0
Overvotes	0			0	0	0	0
Undervotes	68			19	47	2	0
Contest Totals	413			105	298	10	0

199

Town of Prosper - Town Council, Place 4 Prosper

Vote For 1

	TOTAL	VOTE %		Election Day	Early Voting	Ballot By Mail	Provisional Ballots
Chris M. Kern	326	100.00%	<div><div></div></div>	72	245	9	0
Total Votes Cast	326	100.00%	<div><div></div></div>	72	245	9	0
Overvotes	0			0	0	0	0
Undervotes	87			33	53	1	0
Contest Totals	413			105	298	10	0

Prosper ISD - Trustee, Place 1 Prosper

Vote For 1

	TOTAL	VOTE %		Election Day	Early Voting	Ballot By Mail	Provisional Ballots
Jorden Dial	220	59.14%	<div><div></div></div>	58	158	4	0
Kristin Meier	79	21.24%	<div><div></div></div>	20	56	3	0
Kerry Antwine	73	19.62%	<div><div></div></div>	15	57	1	0
Total Votes Cast	372	100.00%	<div><div></div></div>	93	271	8	0
Overvotes	0			0	0	0	0
Undervotes	41			12	27	2	0
Contest Totals	413			105	298	10	0

Prosper ISD - Trustee, Place 3 Prosper

Vote For 1

	TOTAL	VOTE %		Election Day	Early Voting	Ballot By Mail	Provisional Ballots
Kelly P. Cavender	211	58.13%	<div><div></div></div>	53	156	2	0
Nataly Huddleston	60	16.53%	<div><div></div></div>	12	46	2	0
Lanford Rodgers	92	25.34%	<div><div></div></div>	25	64	3	0
Total Votes Cast	363	100.00%	<div><div></div></div>	90	266	7	0
Overvotes	0			0	0	0	0
Undervotes	50			15	32	3	0
Contest Totals	413			105	298	10	0

Prosper ISD - Trustee, Place 6 Prosper

Vote For 1

	TOTAL	VOTE %		Election Day	Early Voting	Ballot By Mail	Provisional Ballots
Lane Chamblee	196	52.13%	<div><div></div></div>	52	142	2	0
Garrett Linker	180	47.87%	<div><div></div></div>	46	128	6	0
Total Votes Cast	376	100.00%	<div><div></div></div>	98	270	8	0
Overvotes	0			0	0	0	0
Undervotes	37			7	28	2	0
Contest Totals	413			105	298	10	0

200

Proposed Constitutional Amendments - Proposition 1

Vote For 1

	TOTAL	VOTE %		Election Day	Early Voting	Ballot By Mail	Provision al Ballots
For	194	88.99%	<div><div></div></div>	68	119	7	0
Against	24	11.01%	<div><div></div></div>	6	18	0	0
Total Votes Cast	218	100.00%	<div><div></div></div>	74	137	7	0
Overvotes	0			0	0	0	0
Undervotes	16			4	11	1	0
Contest Totals	234			78	148	8	0

Proposed Constitutional Amendments - Proposition 2

Vote For 1

	TOTAL	VOTE %		Election Day	Early Voting	Ballot By Mail	Provision al Ballots
For	200	90.09%	<div><div></div></div>	68	125	7	0
Against	22	9.91%	<div><div></div></div>	7	14	1	0
Total Votes Cast	222	100.00%	<div><div></div></div>	75	139	8	0
Overvotes	0			0	0	0	0
Undervotes	12			3	9	0	0
Contest Totals	234			78	148	8	0

City of Melissa - Mayor Melissa

Vote For 1

	TOTAL	VOTE %		Election Day	Early Voting	Ballot By Mail	Provision al Ballots
Jay Northcut	121	65.76%	<div><div></div></div>	29	88	4	0
Shannon Sweat	63	34.24%	<div><div></div></div>	26	36	1	0
Total Votes Cast	184	100.00%	<div><div></div></div>	55	124	5	0
Overvotes	0			0	0	0	0
Undervotes	5			1	3	1	0
Contest Totals	189			56	127	6	0

City of Melissa - City Council, Place 2 Melissa

Vote For 1

	TOTAL	VOTE %		Election Day	Early Voting	Ballot By Mail	Provision al Ballots
Chad Taylor	129	100.00%	<div><div></div></div>	38	89	2	0
Total Votes Cast	129	100.00%	<div><div></div></div>	38	89	2	0
Overvotes	0			0	0	0	0
Undervotes	60			18	38	4	0
Contest Totals	189			56	127	6	0

200

City of Melissa - City Council, Place 4 Melissa

Vote For 1

	TOTAL	VOTE %		Election Day	Early Voting	Ballot By Mail	Provision al Ballots
Joseph Armstrong	125	100.00%	<div><div></div></div>	38	85	2	0
Total Votes Cast	125	100.00%	<div><div></div></div>	38	85	2	0
Overvotes	0			0	0	0	0
Undervotes	64			18	42	4	0
Contest Totals	189			56	127	6	0

City of Melissa - City Council, Place 6 Melissa

Vote For 1

	TOTAL	VOTE %		Election Day	Early Voting	Ballot By Mail	Provision al Ballots
Sean Lehr	77	60.63%	<div><div></div></div>	22	53	2	0
Dwayne M. McNeil	50	39.37%	<div><div></div></div>	15	34	1	0
Total Votes Cast	127	100.00%	<div><div></div></div>	37	87	3	0
Overvotes	0			0	0	0	0
Undervotes	62			19	40	3	0
Contest Totals	189			56	127	6	0

North Collin Special Utility District - Director NORTH COLLIN SPECIAL UTILITY DISTRICT

Vote For 2

	TOTAL	VOTE %		Election Day	Early Voting	Ballot By Mail	Provision al Ballots
Debbie Herbst	37	41.57%	<div><div></div></div>	17	19	1	0
Scott Morrissey	15	16.85%	<div><div></div></div>	8	4	3	0
Ellen Hartley	37	41.57%	<div><div></div></div>	16	21	0	0
Total Votes Cast	89	100.00%	<div><div></div></div>	41	44	4	0
Overvotes	0			0	0	0	0
Undervotes	55			19	32	4	0
Contest Totals	144			60	76	8	0

201

Proposed Constitutional Amendments - Proposition 1

Vote For 1

	TOTAL	VOTE %	Election Day	Early Voting	Ballot By Mail	Provision al Ballots
For	0		0	0	0	0
Against	0		0	0	0	0
Total Votes Cast	0		0	0	0	0
Overvotes	0		0	0	0	0
Undervotes	0		0	0	0	0
Contest Totals	0		0	0	0	0

Proposed Constitutional Amendments - Proposition 2

Vote For 1

	TOTAL	VOTE %	Election Day	Early Voting	Ballot By Mail	Provision al Ballots
For	0		0	0	0	0
Against	0		0	0	0	0
Total Votes Cast	0		0	0	0	0
Overvotes	0		0	0	0	0
Undervotes	0		0	0	0	0
Contest Totals	0		0	0	0	0

Trenton ISD - Proposition A

Vote For 1

	TOTAL	VOTE %	Election Day	Early Voting	Ballot By Mail	Provision al Ballots
For	0		0	0	0	0
Against	0		0	0	0	0
Total Votes Cast	0		0	0	0	0
Overvotes	0		0	0	0	0
Undervotes	0		0	0	0	0
Contest Totals	0		0	0	0	0

Trenton ISD - Proposition B

Vote For 1

	TOTAL	VOTE %	Election Day	Early Voting	Ballot By Mail	Provision al Ballots
For	0		0	0	0	0
Against	0		0	0	0	0
Total Votes Cast	0		0	0	0	0
Overvotes	0		0	0	0	0
Undervotes	0		0	0	0	0
Contest Totals	0		0	0	0	0

201

Trenton ISD - Proposition C						
Vote For 1						
	TOTAL	VOTE %	Election Day	Early Voting	Ballot By Mail	Provision al Ballots
For	0		0	0	0	0
Against	0		0	0	0	0
Total Votes Cast	0		0	0	0	0
Overvotes	0		0	0	0	0
Undervotes	0		0	0	0	0
Contest Totals	0		0	0	0	0

202

Proposed Constitutional Amendments - Proposition 1

Vote For 1

	TOTAL	VOTE %	Election Day	Early Voting	Ballot By Mail	Provision al Ballots
For	0		0	0	0	0
Against	0		0	0	0	0
Total Votes Cast	0		0	0	0	0
Overvotes	0		0	0	0	0
Undervotes	0		0	0	0	0
Contest Totals	0		0	0	0	0

Proposed Constitutional Amendments - Proposition 2

Vote For 1

	TOTAL	VOTE %	Election Day	Early Voting	Ballot By Mail	Provision al Ballots
For	0		0	0	0	0
Against	0		0	0	0	0
Total Votes Cast	0		0	0	0	0
Overvotes	0		0	0	0	0
Undervotes	0		0	0	0	0
Contest Totals	0		0	0	0	0

203

Proposed Constitutional Amendments - Proposition 1

Vote For 1

	TOTAL	VOTE %		Election Day	Early Voting	Ballot By Mail	Provision al Ballots
For	180	92.31%	<div><div></div></div>	46	109	25	0
Against	15	7.69%	<div><div></div></div>	5	9	1	0
Total Votes Cast	195	100.00%	<div><div></div></div>	51	118	26	0
Overvotes	0			0	0	0	0
Undervotes	0			0	0	0	0
Contest Totals	195			51	118	26	0

Proposed Constitutional Amendments - Proposition 2

Vote For 1

	TOTAL	VOTE %		Election Day	Early Voting	Ballot By Mail	Provision al Ballots
For	178	91.28%	<div><div></div></div>	44	111	23	0
Against	17	8.72%	<div><div></div></div>	7	7	3	0
Total Votes Cast	195	100.00%	<div><div></div></div>	51	118	26	0
Overvotes	0			0	0	0	0
Undervotes	0			0	0	0	0
Contest Totals	195			51	118	26	0

204

Proposed Constitutional Amendments - Proposition 1

Vote For 1

	TOTAL	VOTE %		Election Day	Early Voting	Ballot By Mail	Provision al Ballots
For	25	100.00%	<div><div></div></div>	8	17	0	0
Against	0	0.00%	<div><div></div></div>	0	0	0	0
Total Votes Cast	25	100.00%	<div><div></div></div>	8	17	0	0
Overvotes	0			0	0	0	0
Undervotes	0			0	0	0	0
Contest Totals	25			8	17	0	0

Proposed Constitutional Amendments - Proposition 2

Vote For 1

	TOTAL	VOTE %		Election Day	Early Voting	Ballot By Mail	Provision al Ballots
For	24	96.00%	<div><div></div></div>	7	17	0	0
Against	1	4.00%	<div><div></div></div>	1	0	0	0
Total Votes Cast	25	100.00%	<div><div></div></div>	8	17	0	0
Overvotes	0			0	0	0	0
Undervotes	0			0	0	0	0
Contest Totals	25			8	17	0	0

205

Proposed Constitutional Amendments - Proposition 1

Vote For 1

	TOTAL	VOTE %		Election Day	Early Voting	Ballot By Mail	Provision al Ballots
For	3	100.00%	<div></div>	0	3	0	0
Against	0	0.00%	<div></div>	0	0	0	0
Total Votes Cast	3	100.00%	<div></div>	0	3	0	0
Overvotes	0			0	0	0	0
Undervotes	0			0	0	0	0
Contest Totals	3			0	3	0	0

Proposed Constitutional Amendments - Proposition 2

Vote For 1

	TOTAL	VOTE %		Election Day	Early Voting	Ballot By Mail	Provision al Ballots
For	3	100.00%	<div></div>	0	3	0	0
Against	0	0.00%	<div></div>	0	0	0	0
Total Votes Cast	3	100.00%	<div></div>	0	3	0	0
Overvotes	0			0	0	0	0
Undervotes	0			0	0	0	0
Contest Totals	3			0	3	0	0

206

Proposed Constitutional Amendments - Proposition 1

Vote For 1

	TOTAL	VOTE %		Election Day	Early Voting	Ballot By Mail	Provision al Ballots
For	53	84.13%	<div><div></div></div>	16	29	8	0
Against	10	15.87%	<div><div></div></div>	2	8	0	0
Total Votes Cast	63	100.00%	<div><div></div></div>	18	37	8	0
Overvotes	0			0	0	0	0
Undervotes	4			1	3	0	0
Contest Totals	67			19	40	8	0

Proposed Constitutional Amendments - Proposition 2

Vote For 1

	TOTAL	VOTE %		Election Day	Early Voting	Ballot By Mail	Provision al Ballots
For	62	92.54%	<div><div></div></div>	17	37	8	0
Against	5	7.46%	<div><div></div></div>	2	3	0	0
Total Votes Cast	67	100.00%	<div><div></div></div>	19	40	8	0
Overvotes	0			0	0	0	0
Undervotes	0			0	0	0	0
Contest Totals	67			19	40	8	0

207

Proposed Constitutional Amendments - Proposition 1

Vote For 1

	TOTAL	VOTE %		Election Day	Early Voting	Ballot By Mail	Provisional Ballots
For	175	88.83%	<div><div></div></div>	61	94	20	0
Against	22	11.17%	<div><div></div></div>	7	15	0	0
Total Votes Cast	197	100.00%	<div><div></div></div>	68	109	20	0
Overvotes	0			0	0	0	0
Undervotes	13			7	3	3	0
Contest Totals	210			75	112	23	0

Proposed Constitutional Amendments - Proposition 2

Vote For 1

	TOTAL	VOTE %		Election Day	Early Voting	Ballot By Mail	Provisional Ballots
For	178	88.12%	<div><div></div></div>	62	94	22	0
Against	24	11.88%	<div><div></div></div>	8	16	0	0
Total Votes Cast	202	100.00%	<div><div></div></div>	70	110	22	0
Overvotes	0			0	0	0	0
Undervotes	8			5	2	1	0
Contest Totals	210			75	112	23	0

Prosper ISD - Trustee, Place 1 Prosper

Vote For 1

	TOTAL	VOTE %		Election Day	Early Voting	Ballot By Mail	Provisional Ballots
Jorden Dial	89	53.61%	<div><div></div></div>	29	53	7	0
Kristin Meier	43	25.90%	<div><div></div></div>	21	15	7	0
Kerry Antwine	34	20.48%	<div><div></div></div>	11	19	4	0
Total Votes Cast	166	100.00%	<div><div></div></div>	61	87	18	0
Overvotes	0			0	0	0	0
Undervotes	44			14	25	5	0
Contest Totals	210			75	112	23	0

Prosper ISD - Trustee, Place 3 Prosper

Vote For 1

	TOTAL	VOTE %		Election Day	Early Voting	Ballot By Mail	Provisional Ballots
Kelly P. Cavender	100	61.73%	<div><div></div></div>	38	53	9	0
Nataly Huddleston	26	16.05%	<div><div></div></div>	14	9	3	0
Lanford Rodgers	36	22.22%	<div><div></div></div>	7	25	4	0
Total Votes Cast	162	100.00%	<div><div></div></div>	59	87	16	0
Overvotes	0			0	0	0	0
Undervotes	48			16	25	7	0
Contest Totals	210			75	112	23	0

Summary Results Report
General and Special Election
May 7, 2022

FINAL RESULTS
SOVC
COLLIN COUNTY

207

Prosper ISD - Trustee, Place 6 Prosper

Vote For 1

	TOTAL	VOTE %		Election Day	Early Voting	Ballot By Mail	Provision al Ballots
Lane Chamblee	104	62.65%	<div><div></div></div>	40	55	9	0
Garrett Linker	62	37.35%	<div><div></div></div>	20	33	9	0
Total Votes Cast	166	100.00%	<div><div></div></div>	60	88	18	0
Overvotes	0			0	0	0	0
Undervotes	44			15	24	5	0
Contest Totals	210			75	112	23	0

208

Proposed Constitutional Amendments - Proposition 1

Vote For 1

	TOTAL	VOTE %		Election Day	Early Voting	Ballot By Mail	Provision al Ballots
For	187	93.97%	<div><div></div></div>	48	111	28	0
Against	12	6.03%	<div><div></div></div>	4	6	2	0
Total Votes Cast	199	100.00%	<div><div></div></div>	52	117	30	0
Overvotes	0			0	0	0	0
Undervotes	5			2	3	0	0
Contest Totals	204			54	120	30	0

Proposed Constitutional Amendments - Proposition 2

Vote For 1

	TOTAL	VOTE %		Election Day	Early Voting	Ballot By Mail	Provision al Ballots
For	188	93.53%	<div><div></div></div>	49	109	30	0
Against	13	6.47%	<div><div></div></div>	4	9	0	0
Total Votes Cast	201	100.00%	<div><div></div></div>	53	118	30	0
Overvotes	0			0	0	0	0
Undervotes	3			1	2	0	0
Contest Totals	204			54	120	30	0

Prosper ISD - Trustee, Place 1 Prosper

Vote For 1

	TOTAL	VOTE %		Election Day	Early Voting	Ballot By Mail	Provision al Ballots
Jorden Dial	51	39.53%	<div><div></div></div>	13	31	7	0
Kristin Meier	43	33.33%	<div><div></div></div>	12	28	3	0
Kerry Antwine	35	27.13%	<div><div></div></div>	17	14	4	0
Total Votes Cast	129	100.00%	<div><div></div></div>	42	73	14	0
Overvotes	0			0	0	0	0
Undervotes	43			8	28	7	0
Contest Totals	172			50	101	21	0

Prosper ISD - Trustee, Place 3 Prosper

Vote For 1

	TOTAL	VOTE %		Election Day	Early Voting	Ballot By Mail	Provision al Ballots
Kelly P. Cavender	79	64.23%	<div><div></div></div>	22	47	10	0
Nataly Huddleston	26	21.14%	<div><div></div></div>	16	10	0	0
Lanford Rodgers	18	14.63%	<div><div></div></div>	2	14	2	0
Total Votes Cast	123	100.00%	<div><div></div></div>	40	71	12	0
Overvotes	0			0	0	0	0
Undervotes	49			10	30	9	0
Contest Totals	172			50	101	21	0

Summary Results Report
General and Special Election
May 7, 2022

FINAL RESULTS
SOVC
COLLIN COUNTY

208

Prosper ISD - Trustee, Place 6 Prosper

Vote For 1

	TOTAL	VOTE %		Election Day	Early Voting	Ballot By Mail	Provision al Ballots
Lane Chamblee	75	58.14%	<div><div></div></div>	22	44	9	0
Garrett Linker	54	41.86%	<div><div></div></div>	16	33	5	0
Total Votes Cast	129	100.00%	<div><div></div></div>	38	77	14	0
Overvotes	0			0	0	0	0
Undervotes	43			12	24	7	0
Contest Totals	172			50	101	21	0

209

Proposed Constitutional Amendments - Proposition 1

Vote For 1

	TOTAL	VOTE %		Election Day	Early Voting	Ballot By Mail	Provisional Ballots
For	52	86.67%	<div><div></div></div>	9	42	1	0
Against	8	13.33%	<div><div></div></div>	3	4	1	0
Total Votes Cast	60	100.00%	<div><div></div></div>	12	46	2	0
Overvotes	0			0	0	0	0
Undervotes	2			2	0	0	0
Contest Totals	62			14	46	2	0

Proposed Constitutional Amendments - Proposition 2

Vote For 1

	TOTAL	VOTE %		Election Day	Early Voting	Ballot By Mail	Provisional Ballots
For	58	96.67%	<div><div></div></div>	11	45	2	0
Against	2	3.33%	<div><div></div></div>	1	1	0	0
Total Votes Cast	60	100.00%	<div><div></div></div>	12	46	2	0
Overvotes	0			0	0	0	0
Undervotes	2			2	0	0	0
Contest Totals	62			14	46	2	0

Prosper ISD - Trustee, Place 1 Prosper

Vote For 1

	TOTAL	VOTE %		Election Day	Early Voting	Ballot By Mail	Provisional Ballots
Jorden Dial	18	37.50%	<div><div></div></div>	5	13	0	0
Kristin Meier	13	27.08%	<div><div></div></div>	4	9	0	0
Kerry Antwine	17	35.42%	<div><div></div></div>	3	14	0	0
Total Votes Cast	48	100.00%	<div><div></div></div>	12	36	0	0
Overvotes	0			0	0	0	0
Undervotes	14			2	10	2	0
Contest Totals	62			14	46	2	0

Prosper ISD - Trustee, Place 3 Prosper

Vote For 1

	TOTAL	VOTE %		Election Day	Early Voting	Ballot By Mail	Provisional Ballots
Kelly P. Cavender	22	45.83%	<div><div></div></div>	5	17	0	0
Nataly Huddleston	20	41.67%	<div><div></div></div>	5	15	0	0
Lanford Rodgers	6	12.50%	<div><div></div></div>	2	4	0	0
Total Votes Cast	48	100.00%	<div><div></div></div>	12	36	0	0
Overvotes	0			0	0	0	0
Undervotes	14			2	10	2	0
Contest Totals	62			14	46	2	0

Summary Results Report
General and Special Election
May 7, 2022

FINAL RESULTS
SOVC
COLLIN COUNTY

209

Prosper ISD - Trustee, Place 6 Prosper

Vote For 1

	TOTAL	VOTE %		Election Day	Early Voting	Ballot By Mail	Provision al Ballots
Lane Chamblee	27	56.25%	<div><div></div></div>	8	19	0	0
Garrett Linker	21	43.75%	<div><div></div></div>	4	17	0	0
Total Votes Cast	48	100.00%	<div><div></div></div>	12	36	0	0
Overvotes	0			0	0	0	0
Undervotes	14			2	10	2	0
Contest Totals	62			14	46	2	0

210

Proposed Constitutional Amendments - Proposition 1

Vote For 1

	TOTAL	VOTE %		Election Day	Early Voting	Ballot By Mail	Provision al Ballots
For	79	88.76%	<div><div></div></div>	26	46	7	0
Against	10	11.24%	<div><div></div></div>	5	5	0	0
Total Votes Cast	89	100.00%	<div><div></div></div>	31	51	7	0
Overvotes	0			0	0	0	0
Undervotes	8			4	4	0	0
Contest Totals	97			35	55	7	0

Proposed Constitutional Amendments - Proposition 2

Vote For 1

	TOTAL	VOTE %		Election Day	Early Voting	Ballot By Mail	Provision al Ballots
For	78	85.71%	<div><div></div></div>	26	45	7	0
Against	13	14.29%	<div><div></div></div>	7	6	0	0
Total Votes Cast	91	100.00%	<div><div></div></div>	33	51	7	0
Overvotes	0			0	0	0	0
Undervotes	6			2	4	0	0
Contest Totals	97			35	55	7	0

City of Murphy - Councilman, Place 1 Murphy

Vote For 1

	TOTAL	VOTE %		Election Day	Early Voting	Ballot By Mail	Provision al Ballots
Karan Chetal	15	15.62%	<div><div></div></div>	10	5	0	0
Elizabeth Abraham	81	84.38%	<div><div></div></div>	24	50	7	0
Total Votes Cast	96	100.00%	<div><div></div></div>	34	55	7	0
Overvotes	0			0	0	0	0
Undervotes	1			1	0	0	0
Contest Totals	97			35	55	7	0

City of Murphy - Councilman, Place 2 Murphy

Vote For 1

	TOTAL	VOTE %		Election Day	Early Voting	Ballot By Mail	Provision al Ballots
Jennifer Berthiaume	71	100.00%	<div><div></div></div>	23	41	7	0
Total Votes Cast	71	100.00%	<div><div></div></div>	23	41	7	0
Overvotes	0			0	0	0	0
Undervotes	26			12	14	0	0
Contest Totals	97			35	55	7	0

210

City of Murphy - Councilman, Place 4 Murphy

Vote For 1

	TOTAL	VOTE %		Election Day	Early Voting	Ballot By Mail	Provision al Ballots
Ken Oltmann	68	100.00%	<div><div></div></div>	23	38	7	0
Total Votes Cast	68	100.00%	<div><div></div></div>	23	38	7	0
Overvotes	0			0	0	0	0
Undervotes	29			12	17	0	0
Contest Totals	97			35	55	7	0

City of Murphy - Councilman, Place 6 Murphy

Vote For 1

	TOTAL	VOTE %		Election Day	Early Voting	Ballot By Mail	Provision al Ballots
Michael Padilla	27	31.03%	<div><div></div></div>	12	14	1	0
Jené Butler	60	68.97%	<div><div></div></div>	19	35	6	0
Total Votes Cast	87	100.00%	<div><div></div></div>	31	49	7	0
Overvotes	0			0	0	0	0
Undervotes	10			4	6	0	0
Contest Totals	97			35	55	7	0

211

Proposed Constitutional Amendments - Proposition 1

Vote For 1

	TOTAL	VOTE %		Election Day	Early Voting	Ballot By Mail	Provisional Ballots
For	294	87.76%	<div><div></div></div>	89	170	35	0
Against	41	12.24%	<div><div></div></div>	12	22	7	0
Total Votes Cast	335	100.00%	<div><div></div></div>	101	192	42	0
Overvotes	0			0	0	0	0
Undervotes	22			6	16	0	0
Contest Totals	357			107	208	42	0

Proposed Constitutional Amendments - Proposition 2

Vote For 1

	TOTAL	VOTE %		Election Day	Early Voting	Ballot By Mail	Provisional Ballots
For	309	89.83%	<div><div></div></div>	93	178	38	0
Against	35	10.17%	<div><div></div></div>	11	20	4	0
Total Votes Cast	344	100.00%	<div><div></div></div>	104	198	42	0
Overvotes	0			0	0	0	0
Undervotes	13			3	10	0	0
Contest Totals	357			107	208	42	0

Frisco ISD - Trustee, Place 1 Frisco

Vote For 1

	TOTAL	VOTE %		Election Day	Early Voting	Ballot By Mail	Provisional Ballots
Angela Dunford	167	53.35%	<div><div></div></div>	51	95	21	0
Gopal Ponangi	146	46.65%	<div><div></div></div>	47	90	9	0
Total Votes Cast	313	100.00%	<div><div></div></div>	98	185	30	0
Overvotes	0			0	0	0	0
Undervotes	41			9	22	10	0
Contest Totals	354			107	207	40	0

Frisco ISD - Trustee, Place 2 Frisco

Vote For 1

	TOTAL	VOTE %		Election Day	Early Voting	Ballot By Mail	Provisional Ballots
Marvin B. Lowe	135	41.93%	<div><div></div></div>	46	76	13	0
Natalie Hebert	161	50.00%	<div><div></div></div>	47	101	13	0
Kelly Karthik	26	8.07%	<div><div></div></div>	8	14	4	0
Total Votes Cast	322	100.00%	<div><div></div></div>	101	191	30	0
Overvotes	0			0	0	0	0
Undervotes	32			6	16	10	0
Contest Totals	354			107	207	40	0

Summary Results Report
General and Special Election
May 7, 2022

FINAL RESULTS
SOVC
COLLIN COUNTY

211

Frisco ISD - Trustee, Place 3 Frisco

Vote For 1

	TOTAL	VOTE %		Election Day	Early Voting	Ballot By Mail	Provision al Ballots
Dustin Paschal	142	44.24%	<div><div></div></div>	47	92	3	0
Timothy Soto	14	4.36%	<div><div></div></div>	3	9	2	0
Stephanie Elad	165	51.40%	<div><div></div></div>	51	91	23	0
Total Votes Cast	321	100.00%	<div><div></div></div>	101	192	28	0
Overvotes	0			0	0	0	0
Undervotes	33			6	15	12	0
Contest Totals	354			107	207	40	0

212

Proposed Constitutional Amendments - Proposition 1

Vote For 1

	TOTAL	VOTE %		Election Day	Early Voting	Ballot By Mail	Provisional Ballots
For	602	86.87%	<div><div></div></div>	261	327	14	0
Against	91	13.13%	<div><div></div></div>	40	51	0	0
Total Votes Cast	693	100.00%	<div><div></div></div>	301	378	14	0
Overvotes	0			0	0	0	0
Undervotes	90			46	43	1	0
Contest Totals	783			347	421	15	0

Proposed Constitutional Amendments - Proposition 2

Vote For 1

	TOTAL	VOTE %		Election Day	Early Voting	Ballot By Mail	Provisional Ballots
For	639	88.50%	<div><div></div></div>	285	345	9	0
Against	83	11.50%	<div><div></div></div>	36	41	6	0
Total Votes Cast	722	100.00%	<div><div></div></div>	321	386	15	0
Overvotes	0			0	0	0	0
Undervotes	61			26	35	0	0
Contest Totals	783			347	421	15	0

Frisco ISD - Trustee, Place 1 Frisco

Vote For 1

	TOTAL	VOTE %		Election Day	Early Voting	Ballot By Mail	Provisional Ballots
Angela Dunford	291	37.89%	<div><div></div></div>	105	175	11	0
Gopal Ponangi	477	62.11%	<div><div></div></div>	230	243	4	0
Total Votes Cast	768	100.00%	<div><div></div></div>	335	418	15	0
Overvotes	0			0	0	0	0
Undervotes	15			12	3	0	0
Contest Totals	783			347	421	15	0

Frisco ISD - Trustee, Place 2 Frisco

Vote For 1

	TOTAL	VOTE %		Election Day	Early Voting	Ballot By Mail	Provisional Ballots
Marvin B. Lowe	193	25.26%	<div><div></div></div>	54	133	6	0
Natalie Hebert	289	37.83%	<div><div></div></div>	126	156	7	0
Kelly Karthik	282	36.91%	<div><div></div></div>	155	125	2	0
Total Votes Cast	764	100.00%	<div><div></div></div>	335	414	15	0
Overvotes	0			0	0	0	0
Undervotes	19			12	7	0	0
Contest Totals	783			347	421	15	0

Summary Results Report
General and Special Election
May 7, 2022

FINAL RESULTS
SOVC
COLLIN COUNTY

212

Frisco ISD - Trustee, Place 3 Frisco

Vote For 1

	TOTAL	VOTE %		Election Day	Early Voting	Ballot By Mail	Provision al Ballots
Dustin Paschal	361	48.92%	<div><div></div></div>	170	187	4	0
Timothy Soto	36	4.88%	<div><div></div></div>	18	16	2	0
Stephanie Elad	341	46.21%	<div><div></div></div>	128	204	9	0
Total Votes Cast	738	100.00%	<div><div></div></div>	316	407	15	0
Overvotes	0			0	0	0	0
Undervotes	45			31	14	0	0
Contest Totals	783			347	421	15	0

213

Proposed Constitutional Amendments - Proposition 1

Vote For 1

	TOTAL	VOTE %		Election Day	Early Voting	Ballot By Mail	Provisional Ballots
For	201	83.75%	<div><div></div></div>	92	105	4	0
Against	39	16.25%	<div><div></div></div>	11	27	1	0
Total Votes Cast	240	100.00%	<div><div></div></div>	103	132	5	0
Overvotes	0			0	0	0	0
Undervotes	16			5	11	0	0
Contest Totals	256			108	143	5	0

Proposed Constitutional Amendments - Proposition 2

Vote For 1

	TOTAL	VOTE %		Election Day	Early Voting	Ballot By Mail	Provisional Ballots
For	207	84.15%	<div><div></div></div>	91	111	5	0
Against	39	15.85%	<div><div></div></div>	15	24	0	0
Total Votes Cast	246	100.00%	<div><div></div></div>	106	135	5	0
Overvotes	0			0	0	0	0
Undervotes	10			2	8	0	0
Contest Totals	256			108	143	5	0

Frisco ISD - Trustee, Place 1 Frisco

Vote For 1

	TOTAL	VOTE %		Election Day	Early Voting	Ballot By Mail	Provisional Ballots
Angela Dunford	95	41.30%	<div><div></div></div>	45	48	2	0
Gopal Ponangi	135	58.70%	<div><div></div></div>	52	81	2	0
Total Votes Cast	230	100.00%	<div><div></div></div>	97	129	4	0
Overvotes	0			0	0	0	0
Undervotes	26			11	14	1	0
Contest Totals	256			108	143	5	0

Frisco ISD - Trustee, Place 2 Frisco

Vote For 1

	TOTAL	VOTE %		Election Day	Early Voting	Ballot By Mail	Provisional Ballots
Marvin B. Lowe	73	31.88%	<div><div></div></div>	31	40	2	0
Natalie Hebert	121	52.84%	<div><div></div></div>	48	71	2	0
Kelly Karthik	35	15.28%	<div><div></div></div>	17	18	0	0
Total Votes Cast	229	100.00%	<div><div></div></div>	96	129	4	0
Overvotes	0			0	0	0	0
Undervotes	27			12	14	1	0
Contest Totals	256			108	143	5	0

Summary Results Report
General and Special Election
May 7, 2022

FINAL RESULTS
SOVC
COLLIN COUNTY

213

Frisco ISD - Trustee, Place 3 Frisco

Vote For 1

	TOTAL	VOTE %		Election Day	Early Voting	Ballot By Mail	Provision al Ballots
Dustin Paschal	116	50.88%	<div><div></div></div>	48	68	0	0
Timothy Soto	21	9.21%	<div><div></div></div>	11	9	1	0
Stephanie Elad	91	39.91%	<div><div></div></div>	34	54	3	0
Total Votes Cast	228	100.00%	<div><div></div></div>	93	131	4	0
Overvotes	0			0	0	0	0
Undervotes	28			15	12	1	0
Contest Totals	256			108	143	5	0

214

Proposed Constitutional Amendments - Proposition 1

Vote For 1

	TOTAL	VOTE %		Election Day	Early Voting	Ballot By Mail	Provision al Ballots
For	618	89.83%	<div><div></div></div>	115	463	40	0
Against	70	10.17%	<div><div></div></div>	10	60	0	0
Total Votes Cast	688	100.00%	<div><div></div></div>	125	523	40	0
Overvotes	0			0	0	0	0
Undervotes	43			9	33	1	0
Contest Totals	731			134	556	41	0

Proposed Constitutional Amendments - Proposition 2

Vote For 1

	TOTAL	VOTE %		Election Day	Early Voting	Ballot By Mail	Provision al Ballots
For	626	90.07%	<div><div></div></div>	110	480	36	0
Against	69	9.93%	<div><div></div></div>	17	50	2	0
Total Votes Cast	695	100.00%	<div><div></div></div>	127	530	38	0
Overvotes	0			0	0	0	0
Undervotes	36			7	26	3	0
Contest Totals	731			134	556	41	0

Town of Prosper - Mayor Prosper

Vote For 1

	TOTAL	VOTE %		Election Day	Early Voting	Ballot By Mail	Provision al Ballots
David F. Bristol	610	100.00%	<div><div></div></div>	111	463	36	0
Total Votes Cast	610	100.00%	<div><div></div></div>	111	463	36	0
Overvotes	0			0	0	0	0
Undervotes	121			23	93	5	0
Contest Totals	731			134	556	41	0

Town of Prosper - Councilmember , Place 1 Prosper

Vote For 1

	TOTAL	VOTE %		Election Day	Early Voting	Ballot By Mail	Provision al Ballots
Thom Vars	96	14.31%	<div><div></div></div>	19	72	5	0
Marcus E. Ray	575	85.69%	<div><div></div></div>	100	445	30	0
Total Votes Cast	671	100.00%	<div><div></div></div>	119	517	35	0
Overvotes	0			0	0	0	0
Undervotes	60			15	39	6	0
Contest Totals	731			134	556	41	0

214

Town of Prosper - Town Council, Place 4 Prosper

Vote For 1

	TOTAL	VOTE %		Election Day	Early Voting	Ballot By Mail	Provision al Ballots
Chris M. Kern	597	100.00%	<div><div></div></div>	99	459	39	0
Total Votes Cast	597	100.00%	<div><div></div></div>	99	459	39	0
Overvotes	0			0	0	0	0
Undervotes	134			35	97	2	0
Contest Totals	731			134	556	41	0

Prosper ISD - Trustee, Place 1 Prosper

Vote For 1

	TOTAL	VOTE %		Election Day	Early Voting	Ballot By Mail	Provision al Ballots
Jorden Dial	442	65.10%	<div><div></div></div>	73	356	13	0
Kristin Meier	103	15.17%	<div><div></div></div>	19	76	8	0
Kerry Antwine	134	19.73%	<div><div></div></div>	32	93	9	0
Total Votes Cast	679	100.00%	<div><div></div></div>	124	525	30	0
Overvotes	0			0	0	0	0
Undervotes	52			10	31	11	0
Contest Totals	731			134	556	41	0

Prosper ISD - Trustee, Place 3 Prosper

Vote For 1

	TOTAL	VOTE %		Election Day	Early Voting	Ballot By Mail	Provision al Ballots
Kelly P. Cavender	467	69.19%	<div><div></div></div>	73	374	20	0
Nataly Huddleston	118	17.48%	<div><div></div></div>	27	86	5	0
Lanford Rodgers	90	13.33%	<div><div></div></div>	21	62	7	0
Total Votes Cast	675	100.00%	<div><div></div></div>	121	522	32	0
Overvotes	0			0	0	0	0
Undervotes	56			13	34	9	0
Contest Totals	731			134	556	41	0

Prosper ISD - Trustee, Place 6 Prosper

Vote For 1

	TOTAL	VOTE %		Election Day	Early Voting	Ballot By Mail	Provision al Ballots
Lane Chamblee	425	62.78%	<div><div></div></div>	67	346	12	0
Garrett Linker	252	37.22%	<div><div></div></div>	61	173	18	0
Total Votes Cast	677	100.00%	<div><div></div></div>	128	519	30	0
Overvotes	0			0	0	0	0
Undervotes	54			6	37	11	0
Contest Totals	731			134	556	41	0

215

Proposed Constitutional Amendments - Proposition 1

Vote For 1

	TOTAL	VOTE %		Election Day	Early Voting	Ballot By Mail	Provision al Ballots
For	56	84.85%	<div><div></div></div>	17	32	6	1
Against	10	15.15%	<div><div></div></div>	2	3	5	0
Total Votes Cast	66	100.00%	<div><div></div></div>	19	35	11	1
Overvotes	0			0	0	0	0
Undervotes	1			0	1	0	0
Contest Totals	67			19	36	11	1

Proposed Constitutional Amendments - Proposition 2

Vote For 1

	TOTAL	VOTE %		Election Day	Early Voting	Ballot By Mail	Provision al Ballots
For	58	86.57%	<div><div></div></div>	16	34	7	1
Against	9	13.43%	<div><div></div></div>	3	2	4	0
Total Votes Cast	67	100.00%	<div><div></div></div>	19	36	11	1
Overvotes	0			0	0	0	0
Undervotes	0			0	0	0	0
Contest Totals	67			19	36	11	1

216

Proposed Constitutional Amendments - Proposition 1

Vote For 1

	TOTAL	VOTE %		Election Day	Early Voting	Ballot By Mail	Provision al Ballots
For	785	89.92%	<div><div></div></div>	288	470	27	0
Against	88	10.08%	<div><div></div></div>	41	44	3	0
Total Votes Cast	873	100.00%	<div><div></div></div>	329	514	30	0
Overvotes	0			0	0	0	0
Undervotes	73			26	46	1	0
Contest Totals	946			355	560	31	0

Proposed Constitutional Amendments - Proposition 2

Vote For 1

	TOTAL	VOTE %		Election Day	Early Voting	Ballot By Mail	Provision al Ballots
For	787	87.74%	<div><div></div></div>	284	476	27	0
Against	110	12.26%	<div><div></div></div>	50	57	3	0
Total Votes Cast	897	100.00%	<div><div></div></div>	334	533	30	0
Overvotes	0			0	0	0	0
Undervotes	49			21	27	1	0
Contest Totals	946			355	560	31	0

City of Melissa - Mayor Melissa

Vote For 1

	TOTAL	VOTE %		Election Day	Early Voting	Ballot By Mail	Provision al Ballots
Jay Northcut	495	52.88%	<div><div></div></div>	175	310	10	0
Shannon Sweat	441	47.12%	<div><div></div></div>	174	248	19	0
Total Votes Cast	936	100.00%	<div><div></div></div>	349	558	29	0
Overvotes	0			0	0	0	0
Undervotes	9			5	2	2	0
Contest Totals	945			354	560	31	0

City of Melissa - City Council, Place 2 Melissa

Vote For 1

	TOTAL	VOTE %		Election Day	Early Voting	Ballot By Mail	Provision al Ballots
Chad Taylor	664	100.00%	<div><div></div></div>	238	408	18	0
Total Votes Cast	664	100.00%	<div><div></div></div>	238	408	18	0
Overvotes	0			0	0	0	0
Undervotes	281			116	152	13	0
Contest Totals	945			354	560	31	0

216

City of Melissa - City Council, Place 4 Melissa

Vote For 1

	TOTAL	VOTE %		Election Day	Early Voting	Ballot By Mail	Provisional Ballots
Joseph Armstrong	677	100.00%	<div><div></div></div>	236	424	17	0
Total Votes Cast	677	100.00%	<div><div></div></div>	236	424	17	0
Overvotes	0			0	0	0	0
Undervotes	268			118	136	14	0
Contest Totals	945			354	560	31	0

City of Melissa - City Council, Place 6 Melissa

Vote For 1

	TOTAL	VOTE %		Election Day	Early Voting	Ballot By Mail	Provisional Ballots
Sean Lehr	497	70.00%	<div><div></div></div>	191	302	4	0
Dwayne M. McNeil	213	30.00%	<div><div></div></div>	71	127	15	0
Total Votes Cast	710	100.00%	<div><div></div></div>	262	429	19	0
Overvotes	0			0	0	0	0
Undervotes	235			92	131	12	0
Contest Totals	945			354	560	31	0

North Collin Special Utility District - Director NORTH COLLIN SPECIAL UTILITY DISTRICT

Vote For 2

	TOTAL	VOTE %		Election Day	Early Voting	Ballot By Mail	Provisional Ballots
Debbie Herbst	1	50.00%	<div><div></div></div>	1	0	0	0
Scott Morrissey	0	0.00%	<div><div></div></div>	0	0	0	0
Ellen Hartley	1	50.00%	<div><div></div></div>	1	0	0	0
Total Votes Cast	2	100.00%	<div><div></div></div>	2	0	0	0
Overvotes	0			0	0	0	0
Undervotes	6			2	4	0	0
Contest Totals	8			4	4	0	0

217

Proposed Constitutional Amendments - Proposition 1

Vote For 1

	TOTAL	VOTE %		Election Day	Early Voting	Ballot By Mail	Provision al Ballots
For	169	91.85%	<div><div></div></div>	39	116	14	0
Against	15	8.15%	<div><div></div></div>	0	15	0	0
Total Votes Cast	184	100.00%	<div><div></div></div>	39	131	14	0
Overvotes	0			0	0	0	0
Undervotes	1			0	1	0	0
Contest Totals	185			39	132	14	0

Proposed Constitutional Amendments - Proposition 2

Vote For 1

	TOTAL	VOTE %		Election Day	Early Voting	Ballot By Mail	Provision al Ballots
For	165	90.16%	<div><div></div></div>	34	117	14	0
Against	18	9.84%	<div><div></div></div>	4	14	0	0
Total Votes Cast	183	100.00%	<div><div></div></div>	38	131	14	0
Overvotes	0			0	0	0	0
Undervotes	2			1	1	0	0
Contest Totals	185			39	132	14	0

218

Proposed Constitutional Amendments - Proposition 1

Vote For 1

	TOTAL	VOTE %		Election Day	Early Voting	Ballot By Mail	Provision al Ballots
For	482	90.60%	<div><div></div></div>	146	315	20	1
Against	50	9.40%	<div><div></div></div>	16	33	1	0
Total Votes Cast	532	100.00%	<div><div></div></div>	162	348	21	1
Overvotes	0			0	0	0	0
Undervotes	36			13	19	4	0
Contest Totals	568			175	367	25	1

Proposed Constitutional Amendments - Proposition 2

Vote For 1

	TOTAL	VOTE %		Election Day	Early Voting	Ballot By Mail	Provision al Ballots
For	509	93.39%	<div><div></div></div>	148	337	23	1
Against	36	6.61%	<div><div></div></div>	14	20	2	0
Total Votes Cast	545	100.00%	<div><div></div></div>	162	357	25	1
Overvotes	0			0	0	0	0
Undervotes	23			13	10	0	0
Contest Totals	568			175	367	25	1

Allen, City of - Councilmember, Place No. 4 Allen

Vote For 1

	TOTAL	VOTE %		Election Day	Early Voting	Ballot By Mail	Provision al Ballots
Chris Schulmeister	382	76.40%	<div><div></div></div>	109	250	23	0
Nathan Polsky	118	23.60%	<div><div></div></div>	35	81	1	1
Total Votes Cast	500	100.00%	<div><div></div></div>	144	331	24	1
Overvotes	0			0	0	0	0
Undervotes	68			31	36	1	0
Contest Totals	568			175	367	25	1

Allen, City of - Councilmember, Place No. 6 Allen

Vote For 1

	TOTAL	VOTE %		Election Day	Early Voting	Ballot By Mail	Provision al Ballots
Srini Raghavan	240	44.53%	<div><div></div></div>	70	162	7	1
Ben Trahan	299	55.47%	<div><div></div></div>	95	188	16	0
Total Votes Cast	539	100.00%	<div><div></div></div>	165	350	23	1
Overvotes	0			0	0	0	0
Undervotes	29			10	17	2	0
Contest Totals	568			175	367	25	1

218

Allen ISD - School District Board of Trustees, Place 2 Allen

Vote For 1

	TOTAL	VOTE %		Election Day	Early Voting	Ballot By Mail	Provisional Ballots
Bill Parker	112	20.59%	<div><div></div></div>	32	71	9	0
Sam Abiog	204	37.50%	<div><div></div></div>	46	152	5	1
Christina Cabral	228	41.91%	<div><div></div></div>	92	128	8	0
Total Votes Cast	544	100.00%	<div><div></div></div>	170	351	22	1
Overvotes	0			0	0	0	0
Undervotes	24			5	16	3	0
Contest Totals	568			175	367	25	1

Allen ISD - School District Board of Trustees, Place 4 Allen

Vote For 1

	TOTAL	VOTE %		Election Day	Early Voting	Ballot By Mail	Provisional Ballots
Amy Gnadt	281	54.35%	<div><div></div></div>	65	200	15	1
Joe Boylan	236	45.65%	<div><div></div></div>	90	137	9	0
Total Votes Cast	517	100.00%	<div><div></div></div>	155	337	24	1
Overvotes	0			0	0	0	0
Undervotes	51			20	30	1	0
Contest Totals	568			175	367	25	1

Allen ISD - School District Board of Trustees, Place 5 Allen

Vote For 1

	TOTAL	VOTE %		Election Day	Early Voting	Ballot By Mail	Provisional Ballots
Elle Holland	173	32.34%	<div><div></div></div>	44	121	7	1
Snober Lakhani	231	43.18%	<div><div></div></div>	93	131	7	0
Kelley Rowley	131	24.49%	<div><div></div></div>	29	94	8	0
Total Votes Cast	535	100.00%	<div><div></div></div>	166	346	22	1
Overvotes	0			0	0	0	0
Undervotes	33			9	21	3	0
Contest Totals	568			175	367	25	1

219

Proposed Constitutional Amendments - Proposition 1

Vote For 1

	TOTAL	VOTE %		Election Day	Early Voting	Ballot By Mail	Provision al Ballots
For	422	89.22%	<div><div></div></div>	128	281	13	0
Against	51	10.78%	<div><div></div></div>	13	35	3	0
Total Votes Cast	473	100.00%	<div><div></div></div>	141	316	16	0
Overvotes	0			0	0	0	0
Undervotes	14			7	7	0	0
Contest Totals	487			148	323	16	0

Proposed Constitutional Amendments - Proposition 2

Vote For 1

	TOTAL	VOTE %		Election Day	Early Voting	Ballot By Mail	Provision al Ballots
For	441	91.68%	<div><div></div></div>	134	292	15	0
Against	40	8.32%	<div><div></div></div>	9	30	1	0
Total Votes Cast	481	100.00%	<div><div></div></div>	143	322	16	0
Overvotes	0			0	0	0	0
Undervotes	6			5	1	0	0
Contest Totals	487			148	323	16	0

Allen, City of - Councilmember, Place No. 4 Allen

Vote For 1

	TOTAL	VOTE %		Election Day	Early Voting	Ballot By Mail	Provision al Ballots
Chris Schulmeister	321	75.18%	<div><div></div></div>	89	217	15	0
Nathan Polsky	106	24.82%	<div><div></div></div>	33	72	1	0
Total Votes Cast	427	100.00%	<div><div></div></div>	122	289	16	0
Overvotes	0			0	0	0	0
Undervotes	60			26	34	0	0
Contest Totals	487			148	323	16	0

Allen, City of - Councilmember, Place No. 6 Allen

Vote For 1

	TOTAL	VOTE %		Election Day	Early Voting	Ballot By Mail	Provision al Ballots
Srini Raghavan	244	53.28%	<div><div></div></div>	80	156	8	0
Ben Trahan	214	46.72%	<div><div></div></div>	56	150	8	0
Total Votes Cast	458	100.00%	<div><div></div></div>	136	306	16	0
Overvotes	0			0	0	0	0
Undervotes	29			12	17	0	0
Contest Totals	487			148	323	16	0

219

Allen ISD - School District Board of Trustees, Place 2 Allen

Vote For 1

	TOTAL	VOTE %		Election Day	Early Voting	Ballot By Mail	Provision al Ballots
Bill Parker	113	24.41%	<div><div></div></div>	26	82	5	0
Sam Abiog	193	41.68%	<div><div></div></div>	66	120	7	0
Christina Cabral	157	33.91%	<div><div></div></div>	43	110	4	0
Total Votes Cast	463	100.00%	<div><div></div></div>	135	312	16	0
Overvotes	0			0	0	0	0
Undervotes	24			13	11	0	0
Contest Totals	487			148	323	16	0

Allen ISD - School District Board of Trustees, Place 4 Allen

Vote For 1

	TOTAL	VOTE %		Election Day	Early Voting	Ballot By Mail	Provision al Ballots
Amy Gnadt	270	61.78%	<div><div></div></div>	76	180	14	0
Joe Boylan	167	38.22%	<div><div></div></div>	52	113	2	0
Total Votes Cast	437	100.00%	<div><div></div></div>	128	293	16	0
Overvotes	0			0	0	0	0
Undervotes	50			20	30	0	0
Contest Totals	487			148	323	16	0

Allen ISD - School District Board of Trustees, Place 5 Allen

Vote For 1

	TOTAL	VOTE %		Election Day	Early Voting	Ballot By Mail	Provision al Ballots
Elle Holland	190	41.39%	<div><div></div></div>	57	127	6	0
Snober Lakhani	153	33.33%	<div><div></div></div>	46	105	2	0
Kelley Rowley	116	25.27%	<div><div></div></div>	30	80	6	0
Total Votes Cast	459	100.00%	<div><div></div></div>	133	312	14	0
Overvotes	0			0	0	0	0
Undervotes	28			15	11	2	0
Contest Totals	487			148	323	16	0

220

Proposed Constitutional Amendments - Proposition 1

Vote For 1

	TOTAL	VOTE %		Election Day	Early Voting	Ballot By Mail	Provisional Ballots
For	417	89.10%	<div><div></div></div>	176	228	13	0
Against	51	10.90%	<div><div></div></div>	28	23	0	0
Total Votes Cast	468	100.00%	<div><div></div></div>	204	251	13	0
Overvotes	0			0	0	0	0
Undervotes	53			24	29	0	0
Contest Totals	521			228	280	13	0

Proposed Constitutional Amendments - Proposition 2

Vote For 1

	TOTAL	VOTE %		Election Day	Early Voting	Ballot By Mail	Provisional Ballots
For	416	87.58%	<div><div></div></div>	181	222	13	0
Against	59	12.42%	<div><div></div></div>	27	32	0	0
Total Votes Cast	475	100.00%	<div><div></div></div>	208	254	13	0
Overvotes	0			0	0	0	0
Undervotes	46			20	26	0	0
Contest Totals	521			228	280	13	0

Frisco ISD - Trustee, Place 1 Frisco

Vote For 1

	TOTAL	VOTE %		Election Day	Early Voting	Ballot By Mail	Provisional Ballots
Angela Dunford	98	22.17%	<div><div></div></div>	41	51	6	0
Gopal Ponangi	344	77.83%	<div><div></div></div>	155	186	3	0
Total Votes Cast	442	100.00%	<div><div></div></div>	196	237	9	0
Overvotes	0			0	0	0	0
Undervotes	8			3	5	0	0
Contest Totals	450			199	242	9	0

Frisco ISD - Trustee, Place 2 Frisco

Vote For 1

	TOTAL	VOTE %		Election Day	Early Voting	Ballot By Mail	Provisional Ballots
Marvin B. Lowe	76	17.76%	<div><div></div></div>	36	36	4	0
Natalie Hebert	184	42.99%	<div><div></div></div>	62	121	1	0
Kelly Karthik	168	39.25%	<div><div></div></div>	91	74	3	0
Total Votes Cast	428	100.00%	<div><div></div></div>	189	231	8	0
Overvotes	0			0	0	0	0
Undervotes	22			10	11	1	0
Contest Totals	450			199	242	9	0





Summary Results Report
General and Special Election
May 7, 2022

FINAL RESULTS
SOVC
COLLIN COUNTY

220





Frisco ISD - Trustee, Place 3 Frisco

Vote For 1

	TOTAL	VOTE %	Election Day	Early Voting	Ballot By Mail	Provisional Ballots
Dustin Paschal	254	60.91% 	97	155	2	0
Timothy Soto	32	7.67% 	18	13	1	0
Stephanie Elad	131	31.41% 	64	62	5	0
Total Votes Cast	417	100.00% 	179	230	8	0
Overvotes	0		0	0	0	0
Undervotes	33		20	12	1	0
Contest Totals	450		199	242	9	0





Prosper ISD - Trustee, Place 1 Prosper

Vote For 1

	TOTAL	VOTE %	Election Day	Early Voting	Ballot By Mail	Provisional Ballots
Jorden Dial	28	51.85% 	12	12	4	0
Kristin Meier	15	27.78% 	6	9	0	0
Kerry Antwine	11	20.37% 	5	6	0	0
Total Votes Cast	54	100.00% 	23	27	4	0
Overvotes	0		0	0	0	0
Undervotes	17		6	11	0	0
Contest Totals	71		29	38	4	0




Prosper ISD - Trustee, Place 3 Prosper

Vote For 1

	TOTAL	VOTE %	Election Day	Early Voting	Ballot By Mail	Provisional Ballots
Kelly P. Cavender	28	49.12% 	14	14	0	0
Nataly Huddleston	16	28.07% 	6	10	0	0
Lanford Rodgers	13	22.81% 	6	3	4	0
Total Votes Cast	57	100.00% 	26	27	4	0
Overvotes	0		0	0	0	0
Undervotes	14		3	11	0	0
Contest Totals	71		29	38	4	0

Prosper ISD - Trustee, Place 6 Prosper

Vote For 1

	TOTAL	VOTE %	Election Day	Early Voting	Ballot By Mail	Provisional Ballots
Lane Chamblee	24	42.86% 	8	14	2	0
Garrett Linker	32	57.14% 	16	14	2	0
Total Votes Cast	56	100.00% 	24	28	4	0
Overvotes	0		0	0	0	0
Undervotes	15		5	10	0	0
Contest Totals	71		29	38	4	0

221

Proposed Constitutional Amendments - Proposition 1

Vote For 1

	TOTAL	VOTE %		Election Day	Early Voting	Ballot By Mail	Provision al Ballots
For	242	95.28%	<div><div></div></div>	85	111	46	0
Against	12	4.72%	<div><div></div></div>	2	5	5	0
Total Votes Cast	254	100.00%	<div><div></div></div>	87	116	51	0
Overvotes	0			0	0	0	0
Undervotes	3			1	2	0	0
Contest Totals	257			88	118	51	0

Proposed Constitutional Amendments - Proposition 2

Vote For 1

	TOTAL	VOTE %		Election Day	Early Voting	Ballot By Mail	Provision al Ballots
For	241	93.77%	<div><div></div></div>	86	107	48	0
Against	16	6.23%	<div><div></div></div>	2	11	3	0
Total Votes Cast	257	100.00%	<div><div></div></div>	88	118	51	0
Overvotes	0			0	0	0	0
Undervotes	0			0	0	0	0
Contest Totals	257			88	118	51	0

222

Proposed Constitutional Amendments - Proposition 1

Vote For 1

	TOTAL	VOTE %		Election Day	Early Voting	Ballot By Mail	Provisional Ballots
For	432	88.71%	<div><div></div></div>	162	261	9	0
Against	55	11.29%	<div><div></div></div>	14	41	0	0
Total Votes Cast	487	100.00%	<div><div></div></div>	176	302	9	0
Overvotes	0			0	0	0	0
Undervotes	27			10	17	0	0
Contest Totals	514			186	319	9	0

Proposed Constitutional Amendments - Proposition 2

Vote For 1

	TOTAL	VOTE %		Election Day	Early Voting	Ballot By Mail	Provisional Ballots
For	455	92.29%	<div><div></div></div>	161	286	8	0
Against	38	7.71%	<div><div></div></div>	16	21	1	0
Total Votes Cast	493	100.00%	<div><div></div></div>	177	307	9	0
Overvotes	0			0	0	0	0
Undervotes	21			9	12	0	0
Contest Totals	514			186	319	9	0

Allen, City of - Councilmember, Place No. 4 Allen

Vote For 1

	TOTAL	VOTE %		Election Day	Early Voting	Ballot By Mail	Provisional Ballots
Chris Schulmeister	308	70.48%	<div><div></div></div>	102	202	4	0
Nathan Polsky	129	29.52%	<div><div></div></div>	39	87	3	0
Total Votes Cast	437	100.00%	<div><div></div></div>	141	289	7	0
Overvotes	0			0	0	0	0
Undervotes	77			45	30	2	0
Contest Totals	514			186	319	9	0

Allen, City of - Councilmember, Place No. 6 Allen

Vote For 1

	TOTAL	VOTE %		Election Day	Early Voting	Ballot By Mail	Provisional Ballots
Srini Raghavan	259	52.22%	<div><div></div></div>	104	151	4	0
Ben Trahan	237	47.78%	<div><div></div></div>	74	160	3	0
Total Votes Cast	496	100.00%	<div><div></div></div>	178	311	7	0
Overvotes	0			0	0	0	0
Undervotes	18			8	8	2	0
Contest Totals	514			186	319	9	0

222

Allen ISD - School District Board of Trustees, Place 2 Allen

Vote For 1

	TOTAL	VOTE %		Election Day	Early Voting	Ballot By Mail	Provision al Ballots
Bill Parker	122	25.74%	<div><div></div></div>	34	84	4	0
Sam Abiog	198	41.77%	<div><div></div></div>	64	133	1	0
Christina Cabral	154	32.49%	<div><div></div></div>	64	87	3	0
Total Votes Cast	474	100.00%	<div><div></div></div>	162	304	8	0
Overvotes	0			0	0	0	0
Undervotes	40			24	15	1	0
Contest Totals	514			186	319	9	0

Allen ISD - School District Board of Trustees, Place 4 Allen

Vote For 1

	TOTAL	VOTE %		Election Day	Early Voting	Ballot By Mail	Provision al Ballots
Amy Gnadt	254	56.95%	<div><div></div></div>	71	177	6	0
Joe Boylan	192	43.05%	<div><div></div></div>	80	110	2	0
Total Votes Cast	446	100.00%	<div><div></div></div>	151	287	8	0
Overvotes	0			0	0	0	0
Undervotes	68			35	32	1	0
Contest Totals	514			186	319	9	0

Allen ISD - School District Board of Trustees, Place 5 Allen

Vote For 1

	TOTAL	VOTE %		Election Day	Early Voting	Ballot By Mail	Provision al Ballots
Elle Holland	196	40.75%	<div><div></div></div>	67	128	1	0
Snober Lakhani	187	38.88%	<div><div></div></div>	84	101	2	0
Kelley Rowley	98	20.37%	<div><div></div></div>	15	78	5	0
Total Votes Cast	481	100.00%	<div><div></div></div>	166	307	8	0
Overvotes	0			0	0	0	0
Undervotes	33			20	12	1	0
Contest Totals	514			186	319	9	0

223

Proposed Constitutional Amendments - Proposition 1

Vote For 1

	TOTAL	VOTE %		Election Day	Early Voting	Ballot By Mail	Provisional Ballots
For	278	91.45%	<div><div></div></div>	72	192	14	0
Against	26	8.55%	<div><div></div></div>	9	14	3	0
Total Votes Cast	304	100.00%	<div><div></div></div>	81	206	17	0
Overvotes	0			0	0	0	0
Undervotes	6			2	4	0	0
Contest Totals	310			83	210	17	0

Proposed Constitutional Amendments - Proposition 2

Vote For 1

	TOTAL	VOTE %		Election Day	Early Voting	Ballot By Mail	Provisional Ballots
For	278	91.45%	<div><div></div></div>	70	191	17	0
Against	26	8.55%	<div><div></div></div>	11	15	0	0
Total Votes Cast	304	100.00%	<div><div></div></div>	81	206	17	0
Overvotes	0			0	0	0	0
Undervotes	6			2	4	0	0
Contest Totals	310			83	210	17	0

Allen, City of - Councilmember, Place No. 4 Allen

Vote For 1

	TOTAL	VOTE %		Election Day	Early Voting	Ballot By Mail	Provisional Ballots
Chris Schulmeister	199	71.84%	<div><div></div></div>	59	128	12	0
Nathan Polsky	78	28.16%	<div><div></div></div>	19	55	4	0
Total Votes Cast	277	100.00%	<div><div></div></div>	78	183	16	0
Overvotes	0			0	0	0	0
Undervotes	33			5	27	1	0
Contest Totals	310			83	210	17	0

Allen, City of - Councilmember, Place No. 6 Allen

Vote For 1

	TOTAL	VOTE %		Election Day	Early Voting	Ballot By Mail	Provisional Ballots
Srini Raghavan	151	50.67%	<div><div></div></div>	41	104	6	0
Ben Trahan	147	49.33%	<div><div></div></div>	41	96	10	0
Total Votes Cast	298	100.00%	<div><div></div></div>	82	200	16	0
Overvotes	0			0	0	0	0
Undervotes	12			1	10	1	0
Contest Totals	310			83	210	17	0

223

Allen ISD - School District Board of Trustees, Place 2 Allen

Vote For 1

	TOTAL	VOTE %		Election Day	Early Voting	Ballot By Mail	Provisional Ballots
Bill Parker	67	22.56%	<div><div></div></div>	23	37	7	0
Sam Abiog	145	48.82%	<div><div></div></div>	34	105	6	0
Christina Cabral	85	28.62%	<div><div></div></div>	20	62	3	0
Total Votes Cast	297	100.00%	<div><div></div></div>	77	204	16	0
Overvotes	0			0	0	0	0
Undervotes	13			6	6	1	0
Contest Totals	310			83	210	17	0

Allen ISD - School District Board of Trustees, Place 4 Allen

Vote For 1

	TOTAL	VOTE %		Election Day	Early Voting	Ballot By Mail	Provisional Ballots
Amy Gnadt	171	63.57%	<div><div></div></div>	46	116	9	0
Joe Boylan	98	36.43%	<div><div></div></div>	23	68	7	0
Total Votes Cast	269	100.00%	<div><div></div></div>	69	184	16	0
Overvotes	0			0	0	0	0
Undervotes	41			14	26	1	0
Contest Totals	310			83	210	17	0

Allen ISD - School District Board of Trustees, Place 5 Allen

Vote For 1

	TOTAL	VOTE %		Election Day	Early Voting	Ballot By Mail	Provisional Ballots
Elle Holland	146	49.66%	<div><div></div></div>	32	109	5	0
Snober Lakhani	85	28.91%	<div><div></div></div>	24	59	2	0
Kelley Rowley	63	21.43%	<div><div></div></div>	19	35	9	0
Total Votes Cast	294	100.00%	<div><div></div></div>	75	203	16	0
Overvotes	0			0	0	0	0
Undervotes	16			8	7	1	0
Contest Totals	310			83	210	17	0

224

Proposed Constitutional Amendments - Proposition 1

Vote For 1

	TOTAL	VOTE %		Election Day	Early Voting	Ballot By Mail	Provisional Ballots
For	336	89.60%	<div><div></div></div>	80	233	23	0
Against	39	10.40%	<div><div></div></div>	13	25	1	0
Total Votes Cast	375	100.00%	<div><div></div></div>	93	258	24	0
Overvotes	0			0	0	0	0
Undervotes	22			6	15	1	0
Contest Totals	397			99	273	25	0

Proposed Constitutional Amendments - Proposition 2

Vote For 1

	TOTAL	VOTE %		Election Day	Early Voting	Ballot By Mail	Provisional Ballots
For	350	92.11%	<div><div></div></div>	83	242	25	0
Against	30	7.89%	<div><div></div></div>	11	19	0	0
Total Votes Cast	380	100.00%	<div><div></div></div>	94	261	25	0
Overvotes	0			0	0	0	0
Undervotes	17			5	12	0	0
Contest Totals	397			99	273	25	0

Town of Prosper - Mayor Prosper

Vote For 1

	TOTAL	VOTE %		Election Day	Early Voting	Ballot By Mail	Provisional Ballots
David F. Bristol	329	100.00%	<div><div></div></div>	83	225	21	0
Total Votes Cast	329	100.00%	<div><div></div></div>	83	225	21	0
Overvotes	0			0	0	0	0
Undervotes	68			16	48	4	0
Contest Totals	397			99	273	25	0

Town of Prosper - Councilmember , Place 1 Prosper

Vote For 1

	TOTAL	VOTE %		Election Day	Early Voting	Ballot By Mail	Provisional Ballots
Thom Vars	77	21.39%	<div><div></div></div>	21	52	4	0
Marcus E. Ray	283	78.61%	<div><div></div></div>	69	197	17	0
Total Votes Cast	360	100.00%	<div><div></div></div>	90	249	21	0
Overvotes	0			0	0	0	0
Undervotes	37			9	24	4	0
Contest Totals	397			99	273	25	0

224

Town of Prosper - Town Council, Place 4 Prosper

Vote For 1

	TOTAL	VOTE %		Election Day	Early Voting	Ballot By Mail	Provision al Ballots
Chris M. Kern	322	100.00%	<div><div></div></div>	78	225	19	0
Total Votes Cast	322	100.00%	<div><div></div></div>	78	225	19	0
Overvotes	0			0	0	0	0
Undervotes	75			21	48	6	0
Contest Totals	397			99	273	25	0

Prosper ISD - Trustee, Place 1 Prosper

Vote For 1

	TOTAL	VOTE %		Election Day	Early Voting	Ballot By Mail	Provision al Ballots
Jorden Dial	203	57.18%	<div><div></div></div>	49	145	9	0
Kristin Meier	63	17.75%	<div><div></div></div>	17	42	4	0
Kerry Antwine	89	25.07%	<div><div></div></div>	24	60	5	0
Total Votes Cast	355	100.00%	<div><div></div></div>	90	247	18	0
Overvotes	0			0	0	0	0
Undervotes	42			9	26	7	0
Contest Totals	397			99	273	25	0

Prosper ISD - Trustee, Place 3 Prosper

Vote For 1

	TOTAL	VOTE %		Election Day	Early Voting	Ballot By Mail	Provision al Ballots
Kelly P. Cavender	208	59.43%	<div><div></div></div>	43	150	15	0
Nataly Huddleston	61	17.43%	<div><div></div></div>	16	44	1	0
Lanford Rodgers	81	23.14%	<div><div></div></div>	28	52	1	0
Total Votes Cast	350	100.00%	<div><div></div></div>	87	246	17	0
Overvotes	0			0	0	0	0
Undervotes	47			12	27	8	0
Contest Totals	397			99	273	25	0

Prosper ISD - Trustee, Place 6 Prosper

Vote For 1

	TOTAL	VOTE %		Election Day	Early Voting	Ballot By Mail	Provision al Ballots
Lane Chamblee	188	53.71%	<div><div></div></div>	46	134	8	0
Garrett Linker	162	46.29%	<div><div></div></div>	42	111	9	0
Total Votes Cast	350	100.00%	<div><div></div></div>	88	245	17	0
Overvotes	0			0	0	0	0
Undervotes	47			11	28	8	0
Contest Totals	397			99	273	25	0

225

Proposed Constitutional Amendments - Proposition 1

Vote For 1

	TOTAL	VOTE %		Election Day	Early Voting	Ballot By Mail	Provision al Ballots
For	405	88.04%	<div><div></div></div>	141	253	11	0
Against	55	11.96%	<div><div></div></div>	22	31	2	0
Total Votes Cast	460	100.00%	<div><div></div></div>	163	284	13	0
Overvotes	0			0	0	0	0
Undervotes	46			13	32	1	0
Contest Totals	506			176	316	14	0

Proposed Constitutional Amendments - Proposition 2

Vote For 1

	TOTAL	VOTE %		Election Day	Early Voting	Ballot By Mail	Provision al Ballots
For	403	86.11%	<div><div></div></div>	136	255	12	0
Against	65	13.89%	<div><div></div></div>	27	36	2	0
Total Votes Cast	468	100.00%	<div><div></div></div>	163	291	14	0
Overvotes	0			0	0	0	0
Undervotes	38			13	25	0	0
Contest Totals	506			176	316	14	0

Frisco ISD - Trustee, Place 1 Frisco

Vote For 1

	TOTAL	VOTE %		Election Day	Early Voting	Ballot By Mail	Provision al Ballots
Angela Dunford	152	30.77%	<div><div></div></div>	46	101	5	0
Gopal Ponangi	342	69.23%	<div><div></div></div>	124	209	9	0
Total Votes Cast	494	100.00%	<div><div></div></div>	170	310	14	0
Overvotes	0			0	0	0	0
Undervotes	12			6	6	0	0
Contest Totals	506			176	316	14	0

Frisco ISD - Trustee, Place 2 Frisco

Vote For 1

	TOTAL	VOTE %		Election Day	Early Voting	Ballot By Mail	Provision al Ballots
Marvin B. Lowe	117	24.58%	<div><div></div></div>	36	81	0	0
Natalie Hebert	213	44.75%	<div><div></div></div>	66	135	12	0
Kelly Karthik	146	30.67%	<div><div></div></div>	64	82	0	0
Total Votes Cast	476	100.00%	<div><div></div></div>	166	298	12	0
Overvotes	0			0	0	0	0
Undervotes	30			10	18	2	0
Contest Totals	506			176	316	14	0

Summary Results Report
General and Special Election
May 7, 2022

FINAL RESULTS
SOVC
COLLIN COUNTY

225

Frisco ISD - Trustee, Place 3 Frisco

Vote For 1

	TOTAL	VOTE %		Election Day	Early Voting	Ballot By Mail	Provision al Ballots
Dustin Paschal	264	56.77%	<div><div></div></div>	95	164	5	0
Timothy Soto	24	5.16%	<div><div></div></div>	9	15	0	0
Stephanie Elad	177	38.06%	<div><div></div></div>	58	112	7	0
Total Votes Cast	465	100.00%	<div><div></div></div>	162	291	12	0
Overvotes	0			0	0	0	0
Undervotes	41			14	25	2	0
Contest Totals	506			176	316	14	0

226

Proposed Constitutional Amendments - Proposition 1

Vote For 1

	TOTAL	VOTE %		Election Day	Early Voting	Ballot By Mail	Provision al Ballots
For	250	83.89%	<div><div></div></div>	84	138	26	2
Against	48	16.11%	<div><div></div></div>	21	26	1	0
Total Votes Cast	298	100.00%	<div><div></div></div>	105	164	27	2
Overvotes	0			0	0	0	0
Undervotes	11			3	8	0	0
Contest Totals	309			108	172	27	2

Proposed Constitutional Amendments - Proposition 2

Vote For 1

	TOTAL	VOTE %		Election Day	Early Voting	Ballot By Mail	Provision al Ballots
For	251	83.11%	<div><div></div></div>	86	138	25	2
Against	51	16.89%	<div><div></div></div>	20	29	2	0
Total Votes Cast	302	100.00%	<div><div></div></div>	106	167	27	2
Overvotes	0			0	0	0	0
Undervotes	7			2	5	0	0
Contest Totals	309			108	172	27	2

Frisco ISD - Trustee, Place 1 Frisco

Vote For 1

	TOTAL	VOTE %		Election Day	Early Voting	Ballot By Mail	Provision al Ballots
Angela Dunford	120	48.39%	<div><div></div></div>	41	61	17	1
Gopal Ponangi	128	51.61%	<div><div></div></div>	46	77	5	0
Total Votes Cast	248	100.00%	<div><div></div></div>	87	138	22	1
Overvotes	0			0	0	0	0
Undervotes	61			21	34	5	1
Contest Totals	309			108	172	27	2

Frisco ISD - Trustee, Place 2 Frisco

Vote For 1

	TOTAL	VOTE %		Election Day	Early Voting	Ballot By Mail	Provision al Ballots
Marvin B. Lowe	108	41.38%	<div><div></div></div>	33	69	6	0
Natalie Hebert	122	46.74%	<div><div></div></div>	49	60	12	1
Kelly Karthik	31	11.88%	<div><div></div></div>	8	20	3	0
Total Votes Cast	261	100.00%	<div><div></div></div>	90	149	21	1
Overvotes	0			0	0	0	0
Undervotes	48			18	23	6	1
Contest Totals	309			108	172	27	2

Summary Results Report
General and Special Election
May 7, 2022

FINAL RESULTS
SOVC
COLLIN COUNTY

226

Frisco ISD - Trustee, Place 3 Frisco

Vote For 1

	TOTAL	VOTE %		Election Day	Early Voting	Ballot By Mail	Provision al Ballots
Dustin Paschal	113	43.30%	<div><div></div></div>	40	69	4	0
Timothy Soto	31	11.88%	<div><div></div></div>	9	19	3	0
Stephanie Elad	117	44.83%	<div><div></div></div>	40	63	13	1
Total Votes Cast	261	100.00%	<div><div></div></div>	89	151	20	1
Overvotes	0			0	0	0	0
Undervotes	48			19	21	7	1
Contest Totals	309			108	172	27	2

227

Proposed Constitutional Amendments - Proposition 1

Vote For 1

	TOTAL	VOTE %		Election Day	Early Voting	Ballot By Mail	Provision al Ballots
For	391	89.68%	<div><div></div></div>	124	236	30	1
Against	45	10.32%	<div><div></div></div>	18	26	1	0
Total Votes Cast	436	100.00%	<div><div></div></div>	142	262	31	1
Overvotes	0			0	0	0	0
Undervotes	22			6	16	0	0
Contest Totals	458			148	278	31	1

Proposed Constitutional Amendments - Proposition 2

Vote For 1

	TOTAL	VOTE %		Election Day	Early Voting	Ballot By Mail	Provision al Ballots
For	402	90.74%	<div><div></div></div>	127	247	27	1
Against	41	9.26%	<div><div></div></div>	17	20	4	0
Total Votes Cast	443	100.00%	<div><div></div></div>	144	267	31	1
Overvotes	0			0	0	0	0
Undervotes	15			4	11	0	0
Contest Totals	458			148	278	31	1

Allen, City of - Councilmember, Place No. 4 Allen

Vote For 1

	TOTAL	VOTE %		Election Day	Early Voting	Ballot By Mail	Provision al Ballots
Chris Schulmeister	314	77.92%	<div><div></div></div>	99	190	24	1
Nathan Polsky	89	22.08%	<div><div></div></div>	30	55	4	0
Total Votes Cast	403	100.00%	<div><div></div></div>	129	245	28	1
Overvotes	0			0	0	0	0
Undervotes	55			19	33	3	0
Contest Totals	458			148	278	31	1

Allen, City of - Councilmember, Place No. 6 Allen

Vote For 1

	TOTAL	VOTE %		Election Day	Early Voting	Ballot By Mail	Provision al Ballots
Srini Raghavan	171	40.91%	<div><div></div></div>	64	98	8	1
Ben Trahan	247	59.09%	<div><div></div></div>	76	152	19	0
Total Votes Cast	418	100.00%	<div><div></div></div>	140	250	27	1
Overvotes	0			0	0	0	0
Undervotes	40			8	28	4	0
Contest Totals	458			148	278	31	1

227

Allen ISD - School District Board of Trustees, Place 2 Allen

Vote For 1

	TOTAL	VOTE %		Election Day	Early Voting	Ballot By Mail	Provision al Ballots
Bill Parker	130	30.44%	<div><div></div></div>	23	101	5	1
Sam Abiog	182	42.62%	<div><div></div></div>	68	96	18	0
Christina Cabral	115	26.93%	<div><div></div></div>	51	59	5	0
Total Votes Cast	427	100.00%	<div><div></div></div>	142	256	28	1
Overvotes	0			0	0	0	0
Undervotes	31			6	22	3	0
Contest Totals	458			148	278	31	1

Allen ISD - School District Board of Trustees, Place 4 Allen

Vote For 1

	TOTAL	VOTE %		Election Day	Early Voting	Ballot By Mail	Provision al Ballots
Amy Gnadt	266	64.56%	<div><div></div></div>	80	167	18	1
Joe Boylan	146	35.44%	<div><div></div></div>	56	80	10	0
Total Votes Cast	412	100.00%	<div><div></div></div>	136	247	28	1
Overvotes	0			0	0	0	0
Undervotes	46			12	31	3	0
Contest Totals	458			148	278	31	1

Allen ISD - School District Board of Trustees, Place 5 Allen

Vote For 1

	TOTAL	VOTE %		Election Day	Early Voting	Ballot By Mail	Provision al Ballots
Elle Holland	139	32.63%	<div><div></div></div>	57	76	6	0
Snober Lakhani	99	23.24%	<div><div></div></div>	40	53	6	0
Kelley Rowley	188	44.13%	<div><div></div></div>	45	126	16	1
Total Votes Cast	426	100.00%	<div><div></div></div>	142	255	28	1
Overvotes	0			0	0	0	0
Undervotes	32			6	23	3	0
Contest Totals	458			148	278	31	1

228

Proposed Constitutional Amendments - Proposition 1

Vote For 1

	TOTAL	VOTE %		Election Day	Early Voting	Ballot By Mail	Provision al Ballots
For	86	80.37%	<div><div></div></div>	39	35	12	0
Against	21	19.63%	<div><div></div></div>	7	10	4	0
Total Votes Cast	107	100.00%	<div><div></div></div>	46	45	16	0
Overvotes	0			0	0	0	0
Undervotes	1			0	1	0	0
Contest Totals	108			46	46	16	0

Proposed Constitutional Amendments - Proposition 2

Vote For 1

	TOTAL	VOTE %		Election Day	Early Voting	Ballot By Mail	Provision al Ballots
For	91	85.05%	<div><div></div></div>	37	39	15	0
Against	16	14.95%	<div><div></div></div>	8	7	1	0
Total Votes Cast	107	100.00%	<div><div></div></div>	45	46	16	0
Overvotes	0			0	0	0	0
Undervotes	1			1	0	0	0
Contest Totals	108			46	46	16	0

229

Proposed Constitutional Amendments - Proposition 1

Vote For 1

	TOTAL	VOTE %		Election Day	Early Voting	Ballot By Mail	Provision al Ballots
For	114	94.21%	<div><div></div></div>	42	70	2	0
Against	7	5.79%	<div><div></div></div>	2	5	0	0
Total Votes Cast	121	100.00%	<div><div></div></div>	44	75	2	0
Overvotes	0			0	0	0	0
Undervotes	12			5	7	0	0
Contest Totals	133			49	82	2	0

Proposed Constitutional Amendments - Proposition 2

Vote For 1

	TOTAL	VOTE %		Election Day	Early Voting	Ballot By Mail	Provision al Ballots
For	109	89.34%	<div><div></div></div>	37	70	2	0
Against	13	10.66%	<div><div></div></div>	7	6	0	0
Total Votes Cast	122	100.00%	<div><div></div></div>	44	76	2	0
Overvotes	0			0	0	0	0
Undervotes	11			5	6	0	0
Contest Totals	133			49	82	2	0

Frisco ISD - Trustee, Place 1 Frisco

Vote For 1

	TOTAL	VOTE %		Election Day	Early Voting	Ballot By Mail	Provision al Ballots
Angela Dunford	57	45.24%	<div><div></div></div>	16	39	2	0
Gopal Ponangi	69	54.76%	<div><div></div></div>	31	38	0	0
Total Votes Cast	126	100.00%	<div><div></div></div>	47	77	2	0
Overvotes	0			0	0	0	0
Undervotes	7			2	5	0	0
Contest Totals	133			49	82	2	0

Frisco ISD - Trustee, Place 2 Frisco

Vote For 1

	TOTAL	VOTE %		Election Day	Early Voting	Ballot By Mail	Provision al Ballots
Marvin B. Lowe	43	33.08%	<div><div></div></div>	12	30	1	0
Natalie Hebert	66	50.77%	<div><div></div></div>	27	38	1	0
Kelly Karthik	21	16.15%	<div><div></div></div>	8	13	0	0
Total Votes Cast	130	100.00%	<div><div></div></div>	47	81	2	0
Overvotes	0			0	0	0	0
Undervotes	3			2	1	0	0
Contest Totals	133			49	82	2	0

Summary Results Report
General and Special Election
May 7, 2022

FINAL RESULTS
SOVC
COLLIN COUNTY

229

Frisco ISD - Trustee, Place 3 Frisco

Vote For 1

	TOTAL	VOTE %		Election Day	Early Voting	Ballot By Mail	Provision al Ballots
Dustin Paschal	71	55.47%	<div><div></div></div>	30	41	0	0
Timothy Soto	5	3.91%	<div><div></div></div>	1	2	2	0
Stephanie Elad	52	40.62%	<div><div></div></div>	17	35	0	0
Total Votes Cast	128	100.00%	<div><div></div></div>	48	78	2	0
Overvotes	0			0	0	0	0
Undervotes	5			1	4	0	0
Contest Totals	133			49	82	2	0

Prosper ISD - Trustee, Place 1 Prosper

Vote For 1

	TOTAL	VOTE %		Election Day	Early Voting	Ballot By Mail	Provision al Ballots
Jorden Dial	0			0	0	0	0
Kristin Meier	0			0	0	0	0
Kerry Antwine	0			0	0	0	0
Total Votes Cast	0			0	0	0	0
Overvotes	0			0	0	0	0
Undervotes	0			0	0	0	0
Contest Totals	0			0	0	0	0

Prosper ISD - Trustee, Place 3 Prosper

Vote For 1

	TOTAL	VOTE %		Election Day	Early Voting	Ballot By Mail	Provision al Ballots
Kelly P. Cavender	0			0	0	0	0
Nataly Huddleston	0			0	0	0	0
Lanford Rodgers	0			0	0	0	0
Total Votes Cast	0			0	0	0	0
Overvotes	0			0	0	0	0
Undervotes	0			0	0	0	0
Contest Totals	0			0	0	0	0

Prosper ISD - Trustee, Place 6 Prosper

Vote For 1

	TOTAL	VOTE %		Election Day	Early Voting	Ballot By Mail	Provision al Ballots
Lane Chamblee	0			0	0	0	0
Garrett Linker	0			0	0	0	0
Total Votes Cast	0			0	0	0	0
Overvotes	0			0	0	0	0
Undervotes	0			0	0	0	0
Contest Totals	0			0	0	0	0

230

Proposed Constitutional Amendments - Proposition 1

Vote For 1

	TOTAL	VOTE %		Election Day	Early Voting	Ballot By Mail	Provision al Ballots
For	161	84.74%	<div><div></div></div>	33	106	21	1
Against	29	15.26%	<div><div></div></div>	15	14	0	0
Total Votes Cast	190	100.00%	<div><div></div></div>	48	120	21	1
Overvotes	0			0	0	0	0
Undervotes	2			1	0	1	0
Contest Totals	192			49	120	22	1

Proposed Constitutional Amendments - Proposition 2

Vote For 1

	TOTAL	VOTE %		Election Day	Early Voting	Ballot By Mail	Provision al Ballots
For	164	85.86%	<div><div></div></div>	39	105	19	1
Against	27	14.14%	<div><div></div></div>	9	15	3	0
Total Votes Cast	191	100.00%	<div><div></div></div>	48	120	22	1
Overvotes	0			0	0	0	0
Undervotes	1			1	0	0	0
Contest Totals	192			49	120	22	1

Allen ISD - School District Board of Trustees, Place 2 Allen

Vote For 1

	TOTAL	VOTE %		Election Day	Early Voting	Ballot By Mail	Provision al Ballots
Bill Parker	52	32.30%	<div><div></div></div>	12	29	10	1
Sam Abiog	43	26.71%	<div><div></div></div>	12	26	5	0
Christina Cabral	66	40.99%	<div><div></div></div>	16	47	3	0
Total Votes Cast	161	100.00%	<div><div></div></div>	40	102	18	1
Overvotes	0			0	0	0	0
Undervotes	29			7	18	4	0
Contest Totals	190			47	120	22	1

Allen ISD - School District Board of Trustees, Place 4 Allen

Vote For 1

	TOTAL	VOTE %		Election Day	Early Voting	Ballot By Mail	Provision al Ballots
Amy Gnadt	106	66.67%	<div><div></div></div>	22	68	15	1
Joe Boylan	53	33.33%	<div><div></div></div>	17	34	2	0
Total Votes Cast	159	100.00%	<div><div></div></div>	39	102	17	1
Overvotes	0			0	0	0	0
Undervotes	31			8	18	5	0
Contest Totals	190			47	120	22	1

Summary Results Report
General and Special Election
May 7, 2022

FINAL RESULTS
SOVC
COLLIN COUNTY

230

Allen ISD - School District Board of Trustees, Place 5 Allen

Vote For 1

	TOTAL	VOTE %		Election Day	Early Voting	Ballot By Mail	Provision al Ballots
Elle Holland	45	28.30%	<div><div></div></div>	7	33	5	0
Snober Lakhani	49	30.82%	<div><div></div></div>	17	31	1	0
Kelley Rowley	65	40.88%	<div><div></div></div>	16	37	11	1
Total Votes Cast	159	100.00%	<div><div></div></div>	40	101	17	1
Overvotes	0			0	0	0	0
Undervotes	31			7	19	5	0
Contest Totals	190			47	120	22	1

Frisco ISD - Trustee, Place 1 Frisco

Vote For 1

	TOTAL	VOTE %		Election Day	Early Voting	Ballot By Mail	Provision al Ballots
Angela Dunford	1	50.00%	<div><div></div></div>	1	0	0	0
Gopal Ponangi	1	50.00%	<div><div></div></div>	1	0	0	0
Total Votes Cast	2	100.00%	<div><div></div></div>	2	0	0	0
Overvotes	0			0	0	0	0
Undervotes	0			0	0	0	0
Contest Totals	2			2	0	0	0

Frisco ISD - Trustee, Place 2 Frisco

Vote For 1

	TOTAL	VOTE %		Election Day	Early Voting	Ballot By Mail	Provision al Ballots
Marvin B. Lowe	0	0.00%	<div><div></div></div>	0	0	0	0
Natalie Hebert	1	50.00%	<div><div></div></div>	1	0	0	0
Kelly Karthik	1	50.00%	<div><div></div></div>	1	0	0	0
Total Votes Cast	2	100.00%	<div><div></div></div>	2	0	0	0
Overvotes	0			0	0	0	0
Undervotes	0			0	0	0	0
Contest Totals	2			2	0	0	0

Frisco ISD - Trustee, Place 3 Frisco

Vote For 1

	TOTAL	VOTE %		Election Day	Early Voting	Ballot By Mail	Provision al Ballots
Dustin Paschal	0	0.00%	<div><div></div></div>	0	0	0	0
Timothy Soto	0	0.00%	<div><div></div></div>	0	0	0	0
Stephanie Elad	2	100.00%	<div><div></div></div>	2	0	0	0
Total Votes Cast	2	100.00%	<div><div></div></div>	2	0	0	0
Overvotes	0			0	0	0	0
Undervotes	0			0	0	0	0
Contest Totals	2			2	0	0	0

231

Proposed Constitutional Amendments - Proposition 1

Vote For 1

	TOTAL	VOTE %		Election Day	Early Voting	Ballot By Mail	Provision al Ballots
For	171	95.00%	<div><div></div></div>	72	88	11	0
Against	9	5.00%	<div><div></div></div>	6	3	0	0
Total Votes Cast	180	100.00%	<div><div></div></div>	78	91	11	0
Overvotes	0			0	0	0	0
Undervotes	2			1	1	0	0
Contest Totals	182			79	92	11	0

Proposed Constitutional Amendments - Proposition 2

Vote For 1

	TOTAL	VOTE %		Election Day	Early Voting	Ballot By Mail	Provision al Ballots
For	173	95.05%	<div><div></div></div>	76	87	10	0
Against	9	4.95%	<div><div></div></div>	3	5	1	0
Total Votes Cast	182	100.00%	<div><div></div></div>	79	92	11	0
Overvotes	0			0	0	0	0
Undervotes	0			0	0	0	0
Contest Totals	182			79	92	11	0

North Collin Special Utility District - Director NORTH COLLIN SPECIAL UTILITY DISTRICT

Vote For 2

	TOTAL	VOTE %		Election Day	Early Voting	Ballot By Mail	Provision al Ballots
Debbie Herbst	0			0	0	0	0
Scott Morrissey	0			0	0	0	0
Ellen Hartley	0			0	0	0	0
Total Votes Cast	0			0	0	0	0
Overvotes	0			0	0	0	0
Undervotes	0			0	0	0	0
Contest Totals	0			0	0	0	0

232

Proposed Constitutional Amendments - Proposition 1

Vote For 1

	TOTAL	VOTE %		Election Day	Early Voting	Ballot By Mail	Provision al Ballots
For	175	94.09%	<div><div></div></div>	59	101	15	0
Against	11	5.91%	<div><div></div></div>	5	5	1	0
Total Votes Cast	186	100.00%	<div><div></div></div>	64	106	16	0
Overvotes	0			0	0	0	0
Undervotes	2			0	1	1	0
Contest Totals	188			64	107	17	0

Proposed Constitutional Amendments - Proposition 2

Vote For 1

	TOTAL	VOTE %		Election Day	Early Voting	Ballot By Mail	Provision al Ballots
For	174	93.05%	<div><div></div></div>	56	101	17	0
Against	13	6.95%	<div><div></div></div>	8	5	0	0
Total Votes Cast	187	100.00%	<div><div></div></div>	64	106	17	0
Overvotes	0			0	0	0	0
Undervotes	1			0	1	0	0
Contest Totals	188			64	107	17	0

233

Proposed Constitutional Amendments - Proposition 1

Vote For 1

	TOTAL	VOTE %		Election Day	Early Voting	Ballot By Mail	Provision al Ballots
For	100	95.24%	<div><div></div></div>	38	46	16	0
Against	5	4.76%	<div><div></div></div>	2	3	0	0
Total Votes Cast	105	100.00%	<div><div></div></div>	40	49	16	0
Overvotes	0			0	0	0	0
Undervotes	0			0	0	0	0
Contest Totals	105			40	49	16	0

Proposed Constitutional Amendments - Proposition 2

Vote For 1

	TOTAL	VOTE %		Election Day	Early Voting	Ballot By Mail	Provision al Ballots
For	102	97.14%	<div><div></div></div>	39	47	16	0
Against	3	2.86%	<div><div></div></div>	1	2	0	0
Total Votes Cast	105	100.00%	<div><div></div></div>	40	49	16	0
Overvotes	0			0	0	0	0
Undervotes	0			0	0	0	0
Contest Totals	105			40	49	16	0

Community ISD - Proposition A

Vote For 1

	TOTAL	VOTE %		Election Day	Early Voting	Ballot By Mail	Provision al Ballots
For	2	100.00%	<div><div></div></div>	1	0	1	0
Against	0	0.00%	<div><div></div></div>	0	0	0	0
Total Votes Cast	2	100.00%	<div><div></div></div>	1	0	1	0
Overvotes	0			0	0	0	0
Undervotes	0			0	0	0	0
Contest Totals	2			1	0	1	0

Community ISD - Proposition B

Vote For 1

	TOTAL	VOTE %		Election Day	Early Voting	Ballot By Mail	Provision al Ballots
For	2	100.00%	<div><div></div></div>	1	0	1	0
Against	0	0.00%	<div><div></div></div>	0	0	0	0
Total Votes Cast	2	100.00%	<div><div></div></div>	1	0	1	0
Overvotes	0			0	0	0	0
Undervotes	0			0	0	0	0
Contest Totals	2			1	0	1	0

233

Community ISD - Proposition C

Vote For 1

	TOTAL	VOTE %		Election Day	Early Voting	Ballot By Mail	Provision al Ballots
For	2	100.00%	<div><div></div></div>	1	0	1	0
Against	0	0.00%	<div><div></div></div>	0	0	0	0
Total Votes Cast	2	100.00%	<div><div></div></div>	1	0	1	0
Overvotes	0			0	0	0	0
Undervotes	0			0	0	0	0
Contest Totals	2			1	0	1	0

Board of Directors BEAR CREEK SPECIAL UTILITY DISTRICT

Vote For 3

	TOTAL	VOTE %		Election Day	Early Voting	Ballot By Mail	Provision al Ballots
Lisa Block	3	25.00%	<div><div></div></div>	1	1	1	0
Chris Elder	3	25.00%	<div><div></div></div>	1	0	2	0
Deborah Fato	2	16.67%	<div><div></div></div>	0	1	1	0
Herman Stork	4	33.33%	<div><div></div></div>	1	1	2	0
Total Votes Cast	12	100.00%	<div><div></div></div>	3	3	6	0
Overvotes	0			0	0	0	0
Undervotes	12			9	3	0	0
Contest Totals	24			12	6	6	0

234

Proposed Constitutional Amendments - Proposition 1

Vote For 1

	TOTAL	VOTE %		Election Day	Early Voting	Ballot By Mail	Provisional Ballots
For	268	86.45%	<div><div></div></div>	109	151	8	0
Against	42	13.55%	<div><div></div></div>	16	25	1	0
Total Votes Cast	310	100.00%	<div><div></div></div>	125	176	9	0
Overvotes	0			0	0	0	0
Undervotes	30			13	16	0	1
Contest Totals	340			138	192	9	1

Proposed Constitutional Amendments - Proposition 2

Vote For 1

	TOTAL	VOTE %		Election Day	Early Voting	Ballot By Mail	Provisional Ballots
For	283	88.16%	<div><div></div></div>	112	161	9	1
Against	38	11.84%	<div><div></div></div>	17	21	0	0
Total Votes Cast	321	100.00%	<div><div></div></div>	129	182	9	1
Overvotes	0			0	0	0	0
Undervotes	19			9	10	0	0
Contest Totals	340			138	192	9	1

Frisco ISD - Trustee, Place 1 Frisco

Vote For 1

	TOTAL	VOTE %		Election Day	Early Voting	Ballot By Mail	Provisional Ballots
Angela Dunford	141	42.22%	<div><div></div></div>	48	85	8	0
Gopal Ponangi	193	57.78%	<div><div></div></div>	88	103	1	1
Total Votes Cast	334	100.00%	<div><div></div></div>	136	188	9	1
Overvotes	0			0	0	0	0
Undervotes	6			2	4	0	0
Contest Totals	340			138	192	9	1

Frisco ISD - Trustee, Place 2 Frisco

Vote For 1

	TOTAL	VOTE %		Election Day	Early Voting	Ballot By Mail	Provisional Ballots
Marvin B. Lowe	104	31.33%	<div><div></div></div>	36	64	4	0
Natalie Hebert	119	35.84%	<div><div></div></div>	41	76	2	0
Kelly Karthik	109	32.83%	<div><div></div></div>	58	47	3	1
Total Votes Cast	332	100.00%	<div><div></div></div>	135	187	9	1
Overvotes	0			0	0	0	0
Undervotes	8			3	5	0	0
Contest Totals	340			138	192	9	1

Summary Results Report
General and Special Election
May 7, 2022

FINAL RESULTS
SOVC
COLLIN COUNTY

234

Frisco ISD - Trustee, Place 3 Frisco

Vote For 1

	TOTAL	VOTE %		Election Day	Early Voting	Ballot By Mail	Provision al Ballots
Dustin Paschal	144	44.86%	<div><div></div></div>	54	88	2	0
Timothy Soto	15	4.67%	<div><div></div></div>	12	3	0	0
Stephanie Elad	162	50.47%	<div><div></div></div>	60	94	7	1
Total Votes Cast	321	100.00%	<div><div></div></div>	126	185	9	1
Overvotes	0			0	0	0	0
Undervotes	19			12	7	0	0
Contest Totals	340			138	192	9	1

235

Proposed Constitutional Amendments - Proposition 1

Vote For 1

	TOTAL	VOTE %		Election Day	Early Voting	Ballot By Mail	Provision al Ballots
For	78	88.64%	<div><div></div></div>	22	50	6	0
Against	10	11.36%	<div><div></div></div>	2	6	2	0
Total Votes Cast	88	100.00%	<div><div></div></div>	24	56	8	0
Overvotes	0			0	0	0	0
Undervotes	1			1	0	0	0
Contest Totals	89			25	56	8	0

Proposed Constitutional Amendments - Proposition 2

Vote For 1

	TOTAL	VOTE %		Election Day	Early Voting	Ballot By Mail	Provision al Ballots
For	82	92.13%	<div><div></div></div>	25	53	4	0
Against	7	7.87%	<div><div></div></div>	0	3	4	0
Total Votes Cast	89	100.00%	<div><div></div></div>	25	56	8	0
Overvotes	0			0	0	0	0
Undervotes	0			0	0	0	0
Contest Totals	89			25	56	8	0

Frisco ISD - Trustee, Place 1 Frisco

Vote For 1

	TOTAL	VOTE %		Election Day	Early Voting	Ballot By Mail	Provision al Ballots
Angela Dunford	24	53.33%	<div><div></div></div>	7	14	3	0
Gopal Ponangi	21	46.67%	<div><div></div></div>	7	13	1	0
Total Votes Cast	45	100.00%	<div><div></div></div>	14	27	4	0
Overvotes	0			0	0	0	0
Undervotes	10			6	3	1	0
Contest Totals	55			20	30	5	0

Frisco ISD - Trustee, Place 2 Frisco

Vote For 1

	TOTAL	VOTE %		Election Day	Early Voting	Ballot By Mail	Provision al Ballots
Marvin B. Lowe	17	38.64%	<div><div></div></div>	7	10	0	0
Natalie Hebert	19	43.18%	<div><div></div></div>	3	13	3	0
Kelly Karthik	8	18.18%	<div><div></div></div>	3	4	1	0
Total Votes Cast	44	100.00%	<div><div></div></div>	13	27	4	0
Overvotes	0			0	0	0	0
Undervotes	11			7	3	1	0
Contest Totals	55			20	30	5	0

Summary Results Report
General and Special Election
May 7, 2022

FINAL RESULTS
SOVC
COLLIN COUNTY

235

Frisco ISD - Trustee, Place 3 Frisco

Vote For 1

	TOTAL	VOTE %		Election Day	Early Voting	Ballot By Mail	Provision al Ballots
Dustin Paschal	16	36.36%	<div><div></div></div>	3	11	2	0
Timothy Soto	8	18.18%	<div><div></div></div>	3	5	0	0
Stephanie Elad	20	45.45%	<div><div></div></div>	8	10	2	0
Total Votes Cast	44	100.00%	<div><div></div></div>	14	26	4	0
Overvotes	0			0	0	0	0
Undervotes	11			6	4	1	0
Contest Totals	55			20	30	5	0

236

Proposed Constitutional Amendments - Proposition 1

Vote For 1

	TOTAL	VOTE %		Election Day	Early Voting	Ballot By Mail	Provision al Ballots
For	119	88.15%	<div><div></div></div>	43	59	15	2
Against	16	11.85%	<div><div></div></div>	5	9	2	0
Total Votes Cast	135	100.00%	<div><div></div></div>	48	68	17	2
Overvotes	0			0	0	0	0
Undervotes	5			3	2	0	0
Contest Totals	140			51	70	17	2

Proposed Constitutional Amendments - Proposition 2

Vote For 1

	TOTAL	VOTE %		Election Day	Early Voting	Ballot By Mail	Provision al Ballots
For	129	93.48%	<div><div></div></div>	45	65	17	2
Against	9	6.52%	<div><div></div></div>	4	5	0	0
Total Votes Cast	138	100.00%	<div><div></div></div>	49	70	17	2
Overvotes	0			0	0	0	0
Undervotes	2			2	0	0	0
Contest Totals	140			51	70	17	2

237

Proposed Constitutional Amendments - Proposition 1

Vote For 1

	TOTAL	VOTE %		Election Day	Early Voting	Ballot By Mail	Provision al Ballots
For	75	90.36%	<div><div></div></div>	29	36	10	0
Against	8	9.64%	<div><div></div></div>	3	4	1	0
Total Votes Cast	83	100.00%	<div><div></div></div>	32	40	11	0
Overvotes	0			0	0	0	0
Undervotes	1			0	1	0	0
Contest Totals	84			32	41	11	0

Proposed Constitutional Amendments - Proposition 2

Vote For 1

	TOTAL	VOTE %		Election Day	Early Voting	Ballot By Mail	Provision al Ballots
For	73	86.90%	<div><div></div></div>	28	34	11	0
Against	11	13.10%	<div><div></div></div>	4	7	0	0
Total Votes Cast	84	100.00%	<div><div></div></div>	32	41	11	0
Overvotes	0			0	0	0	0
Undervotes	0			0	0	0	0
Contest Totals	84			32	41	11	0

238

Proposed Constitutional Amendments - Proposition 1

Vote For 1

	TOTAL	VOTE %		Election Day	Early Voting	Ballot By Mail	Provision al Ballots
For	135	87.66%	<div><div></div></div>	40	83	12	0
Against	19	12.34%	<div><div></div></div>	7	10	2	0
Total Votes Cast	154	100.00%	<div><div></div></div>	47	93	14	0
Overvotes	0			0	0	0	0
Undervotes	13			6	7	0	0
Contest Totals	167			53	100	14	0

Proposed Constitutional Amendments - Proposition 2

Vote For 1

	TOTAL	VOTE %		Election Day	Early Voting	Ballot By Mail	Provision al Ballots
For	139	88.54%	<div><div></div></div>	43	82	14	0
Against	18	11.46%	<div><div></div></div>	6	12	0	0
Total Votes Cast	157	100.00%	<div><div></div></div>	49	94	14	0
Overvotes	0			0	0	0	0
Undervotes	10			4	6	0	0
Contest Totals	167			53	100	14	0

Frisco ISD - Trustee, Place 1 Frisco

Vote For 1

	TOTAL	VOTE %		Election Day	Early Voting	Ballot By Mail	Provision al Ballots
Angela Dunford	61	43.88%	<div><div></div></div>	19	36	6	0
Gopal Ponangi	78	56.12%	<div><div></div></div>	28	47	3	0
Total Votes Cast	139	100.00%	<div><div></div></div>	47	83	9	0
Overvotes	0			0	0	0	0
Undervotes	28			6	17	5	0
Contest Totals	167			53	100	14	0

Frisco ISD - Trustee, Place 2 Frisco

Vote For 1

	TOTAL	VOTE %		Election Day	Early Voting	Ballot By Mail	Provision al Ballots
Marvin B. Lowe	53	36.05%	<div><div></div></div>	16	32	5	0
Natalie Hebert	74	50.34%	<div><div></div></div>	25	45	4	0
Kelly Karthik	20	13.61%	<div><div></div></div>	7	13	0	0
Total Votes Cast	147	100.00%	<div><div></div></div>	48	90	9	0
Overvotes	0			0	0	0	0
Undervotes	20			5	10	5	0
Contest Totals	167			53	100	14	0

Summary Results Report
General and Special Election
May 7, 2022

FINAL RESULTS
SOVC
COLLIN COUNTY

238

Frisco ISD - Trustee, Place 3 Frisco

Vote For 1

	TOTAL	VOTE %		Election Day	Early Voting	Ballot By Mail	Provision al Ballots
Dustin Paschal	74	50.34%	<div><div></div></div>	23	47	4	0
Timothy Soto	9	6.12%	<div><div></div></div>	4	5	0	0
Stephanie Elad	64	43.54%	<div><div></div></div>	20	39	5	0
Total Votes Cast	147	100.00%	<div><div></div></div>	47	91	9	0
Overvotes	0			0	0	0	0
Undervotes	20			6	9	5	0
Contest Totals	167			53	100	14	0

239

Proposed Constitutional Amendments - Proposition 1

Vote For 1

	TOTAL	VOTE %		Election Day	Early Voting	Ballot By Mail	Provision al Ballots
For	383	88.05%	<div><div></div></div>	85	271	25	2
Against	52	11.95%	<div><div></div></div>	12	39	0	1
Total Votes Cast	435	100.00%	<div><div></div></div>	97	310	25	3
Overvotes	0			0	0	0	0
Undervotes	40			5	35	0	0
Contest Totals	475			102	345	25	3

Proposed Constitutional Amendments - Proposition 2

Vote For 1

	TOTAL	VOTE %		Election Day	Early Voting	Ballot By Mail	Provision al Ballots
For	391	87.08%	<div><div></div></div>	86	280	22	3
Against	58	12.92%	<div><div></div></div>	15	40	3	0
Total Votes Cast	449	100.00%	<div><div></div></div>	101	320	25	3
Overvotes	0			0	0	0	0
Undervotes	26			1	25	0	0
Contest Totals	475			102	345	25	3

Town of Prosper - Mayor Prosper

Vote For 1

	TOTAL	VOTE %		Election Day	Early Voting	Ballot By Mail	Provision al Ballots
David F. Bristol	378	100.00%	<div><div></div></div>	74	285	17	2
Total Votes Cast	378	100.00%	<div><div></div></div>	74	285	17	2
Overvotes	0			0	0	0	0
Undervotes	97			28	60	8	1
Contest Totals	475			102	345	25	3

Town of Prosper - Councilmember , Place 1 Prosper

Vote For 1

	TOTAL	VOTE %		Election Day	Early Voting	Ballot By Mail	Provision al Ballots
Thom Vars	84	20.34%	<div><div></div></div>	18	60	6	0
Marcus E. Ray	329	79.66%	<div><div></div></div>	67	244	15	3
Total Votes Cast	413	100.00%	<div><div></div></div>	85	304	21	3
Overvotes	0			0	0	0	0
Undervotes	62			17	41	4	0
Contest Totals	475			102	345	25	3

239

Town of Prosper - Town Council, Place 4 Prosper

Vote For 1

	TOTAL	VOTE %		Election Day	Early Voting	Ballot By Mail	Provision al Ballots
Chris M. Kern	388	100.00%	<div><div></div></div>	76	292	17	3
Total Votes Cast	388	100.00%	<div><div></div></div>	76	292	17	3
Overvotes	0			0	0	0	0
Undervotes	87			26	53	8	0
Contest Totals	475			102	345	25	3

Prosper ISD - Trustee, Place 1 Prosper

Vote For 1

	TOTAL	VOTE %		Election Day	Early Voting	Ballot By Mail	Provision al Ballots
Jorden Dial	305	68.54%	<div><div></div></div>	56	242	5	2
Kristin Meier	57	12.81%	<div><div></div></div>	10	37	10	0
Kerry Antwine	83	18.65%	<div><div></div></div>	30	51	2	0
Total Votes Cast	445	100.00%	<div><div></div></div>	96	330	17	2
Overvotes	0			0	0	0	0
Undervotes	30			6	15	8	1
Contest Totals	475			102	345	25	3

Prosper ISD - Trustee, Place 3 Prosper

Vote For 1

	TOTAL	VOTE %		Election Day	Early Voting	Ballot By Mail	Provision al Ballots
Kelly P. Cavender	285	65.82%	<div><div></div></div>	53	221	9	2
Nataly Huddleston	66	15.24%	<div><div></div></div>	22	40	4	0
Lanford Rodgers	82	18.94%	<div><div></div></div>	21	57	4	0
Total Votes Cast	433	100.00%	<div><div></div></div>	96	318	17	2
Overvotes	0			0	0	0	0
Undervotes	42			6	27	8	1
Contest Totals	475			102	345	25	3

Prosper ISD - Trustee, Place 6 Prosper

Vote For 1

	TOTAL	VOTE %		Election Day	Early Voting	Ballot By Mail	Provision al Ballots
Lane Chamblee	245	56.98%	<div><div></div></div>	45	190	8	2
Garrett Linker	185	43.02%	<div><div></div></div>	48	130	7	0
Total Votes Cast	430	100.00%	<div><div></div></div>	93	320	15	2
Overvotes	0			0	0	0	0
Undervotes	45			9	25	10	1
Contest Totals	475			102	345	25	3

240

Proposed Constitutional Amendments - Proposition 1

Vote For 1

	TOTAL	VOTE %		Election Day	Early Voting	Ballot By Mail	Provision al Ballots
For	563	87.83%	<div><div></div></div>	156	390	16	1
Against	78	12.17%	<div><div></div></div>	22	54	2	0
Total Votes Cast	641	100.00%	<div><div></div></div>	178	444	18	1
Overvotes	0			0	0	0	0
Undervotes	66			24	39	3	0
Contest Totals	707			202	483	21	1

Proposed Constitutional Amendments - Proposition 2

Vote For 1

	TOTAL	VOTE %		Election Day	Early Voting	Ballot By Mail	Provision al Ballots
For	577	87.82%	<div><div></div></div>	160	398	18	1
Against	80	12.18%	<div><div></div></div>	27	53	0	0
Total Votes Cast	657	100.00%	<div><div></div></div>	187	451	18	1
Overvotes	0			0	0	0	0
Undervotes	50			15	32	3	0
Contest Totals	707			202	483	21	1

Celina, City of - Councilman, Place 1 Celina

Vote For 1

	TOTAL	VOTE %		Election Day	Early Voting	Ballot By Mail	Provision al Ballots
Philip Ferguson	244	61.46%	<div><div></div></div>	64	172	8	0
Eric Becker	153	38.54%	<div><div></div></div>	50	97	6	0
Total Votes Cast	397	100.00%	<div><div></div></div>	114	269	14	0
Overvotes	0			0	0	0	0
Undervotes	79			24	51	4	0
Contest Totals	476			138	320	18	0

Celina, City of - Councilman, Place 6 Celina

Vote For 1

	TOTAL	VOTE %		Election Day	Early Voting	Ballot By Mail	Provision al Ballots
Tony Griggs	243	61.99%	<div><div></div></div>	71	163	9	0
Chad Anderson	149	38.01%	<div><div></div></div>	39	105	5	0
Total Votes Cast	392	100.00%	<div><div></div></div>	110	268	14	0
Overvotes	0			0	0	0	0
Undervotes	84			28	52	4	0
Contest Totals	476			138	320	18	0

240

Celina, City of - Proposition A

Vote For 1

	TOTAL	VOTE %		Election Day	Early Voting	Ballot By Mail	Provision al Ballots
For	377	93.78%	<div><div></div></div>	101	265	11	0
Against	25	6.22%	<div><div></div></div>	9	15	1	0
Total Votes Cast	402	100.00%	<div><div></div></div>	110	280	12	0
Overvotes	0			0	0	0	0
Undervotes	74			28	40	6	0
Contest Totals	476			138	320	18	0

Celina, City of - Proposition B

Vote For 1

	TOTAL	VOTE %		Election Day	Early Voting	Ballot By Mail	Provision al Ballots
For	374	91.44%	<div><div></div></div>	106	253	15	0
Against	35	8.56%	<div><div></div></div>	8	26	1	0
Total Votes Cast	409	100.00%	<div><div></div></div>	114	279	16	0
Overvotes	0			0	0	0	0
Undervotes	67			24	41	2	0
Contest Totals	476			138	320	18	0

Celina, City of - Proposition C

Vote For 1

	TOTAL	VOTE %		Election Day	Early Voting	Ballot By Mail	Provision al Ballots
For	283	71.11%	<div><div></div></div>	84	188	11	0
Against	115	28.89%	<div><div></div></div>	24	88	3	0
Total Votes Cast	398	100.00%	<div><div></div></div>	108	276	14	0
Overvotes	0			0	0	0	0
Undervotes	78			30	44	4	0
Contest Totals	476			138	320	18	0

Celina, City of - Proposition D

Vote For 1

	TOTAL	VOTE %		Election Day	Early Voting	Ballot By Mail	Provision al Ballots
For	407	93.35%	<div><div></div></div>	116	275	16	0
Against	29	6.65%	<div><div></div></div>	7	21	1	0
Total Votes Cast	436	100.00%	<div><div></div></div>	123	296	17	0
Overvotes	0			0	0	0	0
Undervotes	40			15	24	1	0
Contest Totals	476			138	320	18	0

Summary Results Report
General and Special Election
May 7, 2022

FINAL RESULTS
SOVC
COLLIN COUNTY

240

Celina, City of - Proposition E

Vote For 1

	TOTAL	VOTE %		Election Day	Early Voting	Ballot By Mail	Provision al Ballots
For	137	33.01%	<div><div></div></div>	44	90	3	0
Against	278	66.99%	<div><div></div></div>	71	193	14	0
Total Votes Cast	415	100.00%	<div><div></div></div>	115	283	17	0
Overvotes	0			0	0	0	0
Undervotes	61			23	37	1	0
Contest Totals	476			138	320	18	0

Celina ISD - Trustee, Place 1 Celina

Vote For 1

	TOTAL	VOTE %		Election Day	Early Voting	Ballot By Mail	Provision al Ballots
Chuck Hansen	195	63.73%	<div><div></div></div>	55	133	7	0
Vicky Hogue	111	36.27%	<div><div></div></div>	27	82	2	0
Total Votes Cast	306	100.00%	<div><div></div></div>	82	215	9	0
Overvotes	0			0	0	0	0
Undervotes	44			18	26	0	0
Contest Totals	350			100	241	9	0

Celina ISD - Trustee, Place 2 Celina

Vote For 1

	TOTAL	VOTE %		Election Day	Early Voting	Ballot By Mail	Provision al Ballots
Choc Christopher	136	40.96%	<div><div></div></div>	30	98	8	0
Dan Williams	196	59.04%	<div><div></div></div>	64	132	0	0
Total Votes Cast	332	100.00%	<div><div></div></div>	94	230	8	0
Overvotes	0			0	0	0	0
Undervotes	18			6	11	1	0
Contest Totals	350			100	241	9	0

Prosper ISD - Trustee, Place 1 Prosper

Vote For 1

	TOTAL	VOTE %		Election Day	Early Voting	Ballot By Mail	Provision al Ballots
Jorden Dial	137	42.68%	<div><div></div></div>	35	98	4	0
Kristin Meier	68	21.18%	<div><div></div></div>	22	41	5	0
Kerry Antwine	116	36.14%	<div><div></div></div>	30	85	0	1
Total Votes Cast	321	100.00%	<div><div></div></div>	87	224	9	1
Overvotes	0			0	0	0	0
Undervotes	36			15	18	3	0
Contest Totals	357			102	242	12	1

240

Prosper ISD - Trustee, Place 3 Prosper

Vote For 1

	TOTAL	VOTE %		Election Day	Early Voting	Ballot By Mail	Provision al Ballots
Kelly P. Cavender	146	46.95%	<div><div></div></div>	36	108	2	0
Nataly Huddleston	32	10.29%	<div><div></div></div>	9	22	1	0
Lanford Rodgers	133	42.77%	<div><div></div></div>	38	88	6	1
Total Votes Cast	311	100.00%	<div><div></div></div>	83	218	9	1
Overvotes	0			0	0	0	0
Undervotes	46			19	24	3	0
Contest Totals	357			102	242	12	1

Prosper ISD - Trustee, Place 6 Prosper

Vote For 1

	TOTAL	VOTE %		Election Day	Early Voting	Ballot By Mail	Provision al Ballots
Lane Chamblee	143	44.00%	<div><div></div></div>	40	100	3	0
Garrett Linker	182	56.00%	<div><div></div></div>	51	124	6	1
Total Votes Cast	325	100.00%	<div><div></div></div>	91	224	9	1
Overvotes	0			0	0	0	0
Undervotes	32			11	18	3	0
Contest Totals	357			102	242	12	1

241

Proposed Constitutional Amendments - Proposition 1

Vote For 1

	TOTAL	VOTE %		Election Day	Early Voting	Ballot By Mail	Provisional Ballots
For	84	85.71%	<div><div></div></div>	36	36	12	0
Against	14	14.29%	<div><div></div></div>	6	6	2	0
Total Votes Cast	98	100.00%	<div><div></div></div>	42	42	14	0
Overvotes	0			0	0	0	0
Undervotes	4			4	0	0	0
Contest Totals	102			46	42	14	0

Proposed Constitutional Amendments - Proposition 2

Vote For 1

	TOTAL	VOTE %		Election Day	Early Voting	Ballot By Mail	Provisional Ballots
For	82	84.54%	<div><div></div></div>	37	33	12	0
Against	15	15.46%	<div><div></div></div>	5	9	1	0
Total Votes Cast	97	100.00%	<div><div></div></div>	42	42	13	0
Overvotes	0			0	0	0	0
Undervotes	5			4	0	1	0
Contest Totals	102			46	42	14	0

City of Murphy - Councilman, Place 1 Murphy

Vote For 1

	TOTAL	VOTE %		Election Day	Early Voting	Ballot By Mail	Provisional Ballots
Karan Chetal	19	19.79%	<div><div></div></div>	5	8	6	0
Elizabeth Abraham	77	80.21%	<div><div></div></div>	40	29	8	0
Total Votes Cast	96	100.00%	<div><div></div></div>	45	37	14	0
Overvotes	0			0	0	0	0
Undervotes	6			1	5	0	0
Contest Totals	102			46	42	14	0

City of Murphy - Councilman, Place 2 Murphy

Vote For 1

	TOTAL	VOTE %		Election Day	Early Voting	Ballot By Mail	Provisional Ballots
Jennifer Berthiaume	66	100.00%	<div><div></div></div>	30	25	11	0
Total Votes Cast	66	100.00%	<div><div></div></div>	30	25	11	0
Overvotes	0			0	0	0	0
Undervotes	36			16	17	3	0
Contest Totals	102			46	42	14	0

241

City of Murphy - Councilman, Place 4 Murphy

Vote For 1

	TOTAL	VOTE %		Election Day	Early Voting	Ballot By Mail	Provision al Ballots
Ken Oltmann	68	100.00%	<div><div></div></div>	30	27	11	0
Total Votes Cast	68	100.00%	<div><div></div></div>	30	27	11	0
Overvotes	0			0	0	0	0
Undervotes	34			16	15	3	0
Contest Totals	102			46	42	14	0

City of Murphy - Councilman, Place 6 Murphy

Vote For 1

	TOTAL	VOTE %		Election Day	Early Voting	Ballot By Mail	Provision al Ballots
Michael Padilla	27	29.67%	<div><div></div></div>	11	10	6	0
Jené Butler	64	70.33%	<div><div></div></div>	30	26	8	0
Total Votes Cast	91	100.00%	<div><div></div></div>	41	36	14	0
Overvotes	0			0	0	0	0
Undervotes	11			5	6	0	0
Contest Totals	102			46	42	14	0

242

Proposed Constitutional Amendments - Proposition 1

Vote For 1

	TOTAL	VOTE %		Election Day	Early Voting	Ballot By Mail	Provision al Ballots
For	259	90.88%	<div><div></div></div>	57	151	51	0
Against	26	9.12%	<div><div></div></div>	6	16	4	0
Total Votes Cast	285	100.00%	<div><div></div></div>	63	167	55	0
Overvotes	0			0	0	0	0
Undervotes	5			3	2	0	0
Contest Totals	290			66	169	55	0

Proposed Constitutional Amendments - Proposition 2

Vote For 1

	TOTAL	VOTE %		Election Day	Early Voting	Ballot By Mail	Provision al Ballots
For	261	91.58%	<div><div></div></div>	60	149	52	0
Against	24	8.42%	<div><div></div></div>	5	16	3	0
Total Votes Cast	285	100.00%	<div><div></div></div>	65	165	55	0
Overvotes	0			0	0	0	0
Undervotes	5			1	4	0	0
Contest Totals	290			66	169	55	0

Allen ISD - School District Board of Trustees, Place 2 Allen

Vote For 1

	TOTAL	VOTE %		Election Day	Early Voting	Ballot By Mail	Provision al Ballots
Bill Parker	0			0	0	0	0
Sam Abiog	0			0	0	0	0
Christina Cabral	0			0	0	0	0
Total Votes Cast	0			0	0	0	0
Overvotes	0			0	0	0	0
Undervotes	0			0	0	0	0
Contest Totals	0			0	0	0	0

Allen ISD - School District Board of Trustees, Place 4 Allen

Vote For 1

	TOTAL	VOTE %		Election Day	Early Voting	Ballot By Mail	Provision al Ballots
Amy Gnadt	0			0	0	0	0
Joe Boylan	0			0	0	0	0
Total Votes Cast	0			0	0	0	0
Overvotes	0			0	0	0	0
Undervotes	0			0	0	0	0
Contest Totals	0			0	0	0	0

Summary Results Report
General and Special Election
May 7, 2022

FINAL RESULTS
SOVC
COLLIN COUNTY

242




Allen ISD - School District Board of Trustees, Place 5 Allen

Vote For 1

	TOTAL	VOTE %	Election Day	Early Voting	Ballot By Mail	Provision al Ballots
Elle Holland	0		0	0	0	0
Snober Lakhani	0		0	0	0	0
Kelley Rowley	0		0	0	0	0
Total Votes Cast	0		0	0	0	0
Overvotes	0		0	0	0	0
Undervotes	0		0	0	0	0
Contest Totals	0		0	0	0	0





Frisco ISD - Trustee, Place 1 Frisco

Vote For 1

	TOTAL	VOTE %	Election Day	Early Voting	Ballot By Mail	Provision al Ballots
Angela Dunford	133	56.60% 	25	80	28	0
Gopal Ponangi	102	43.40% 	28	59	15	0
Total Votes Cast	235	100.00% 	53	139	43	0
Overvotes	0		0	0	0	0
Undervotes	55		13	30	12	0
Contest Totals	290		66	169	55	0





Frisco ISD - Trustee, Place 2 Frisco

Vote For 1

	TOTAL	VOTE %	Election Day	Early Voting	Ballot By Mail	Provision al Ballots
Marvin B. Lowe	96	40.34% 	15	62	19	0
Natalie Hebert	93	39.08% 	27	48	18	0
Kelly Karthik	49	20.59% 	11	33	5	0
Total Votes Cast	238	100.00% 	53	143	42	0
Overvotes	0		0	0	0	0
Undervotes	52		13	26	13	0
Contest Totals	290		66	169	55	0

Frisco ISD - Trustee, Place 3 Frisco

Vote For 1

	TOTAL	VOTE %	Election Day	Early Voting	Ballot By Mail	Provision al Ballots
Dustin Paschal	89	37.24% 	25	52	12	0
Timothy Soto	20	8.37% 	8	9	3	0
Stephanie Elad	130	54.39% 	20	84	26	0
Total Votes Cast	239	100.00% 	53	145	41	0
Overvotes	0		0	0	0	0
Undervotes	51		13	24	14	0
Contest Totals	290		66	169	55	0

243

Proposed Constitutional Amendments - Proposition 1

Vote For 1

	TOTAL	VOTE %		Election Day	Early Voting	Ballot By Mail	Provision al Ballots
For	130	89.66%	<div><div></div></div>	41	85	4	0
Against	15	10.34%	<div><div></div></div>	0	14	1	0
Total Votes Cast	145	100.00%	<div><div></div></div>	41	99	5	0
Overvotes	0			0	0	0	0
Undervotes	3			0	3	0	0
Contest Totals	148			41	102	5	0

Proposed Constitutional Amendments - Proposition 2

Vote For 1

	TOTAL	VOTE %		Election Day	Early Voting	Ballot By Mail	Provision al Ballots
For	131	90.34%	<div><div></div></div>	40	87	4	0
Against	14	9.66%	<div><div></div></div>	1	12	1	0
Total Votes Cast	145	100.00%	<div><div></div></div>	41	99	5	0
Overvotes	0			0	0	0	0
Undervotes	3			0	3	0	0
Contest Totals	148			41	102	5	0

Parker, City of - Mayor Parker

Vote For 1

	TOTAL	VOTE %		Election Day	Early Voting	Ballot By Mail	Provision al Ballots
Lee Pettie	1	100.00%	<div><div></div></div>	0	1	0	0
Total Votes Cast	1	100.00%	<div><div></div></div>	0	1	0	0
Overvotes	0			0	0	0	0
Undervotes	11			3	8	0	0
Contest Totals	12			3	9	0	0

Parker, City of - Councilmember-At-Large Parker

Vote For 2

	TOTAL	VOTE %		Election Day	Early Voting	Ballot By Mail	Provision al Ballots
Michael Slaughter	5	29.41%	<div><div></div></div>	0	5	0	0
Terry Lynch	12	70.59%	<div><div></div></div>	3	9	0	0
Edwin Smith	0	0.00%	<div><div></div></div>	0	0	0	0
Total Votes Cast	17	100.00%	<div><div></div></div>	3	14	0	0
Overvotes	0			0	0	0	0
Undervotes	7			3	4	0	0
Contest Totals	24			6	18	0	0

243

Allen ISD - School District Board of Trustees, Place 2 Allen

Vote For 1

	TOTAL	VOTE %		Election Day	Early Voting	Ballot By Mail	Provisional Ballots
Bill Parker	2	33.33%	<div><div></div></div>	0	2	0	0
Sam Abiog	3	50.00%	<div><div></div></div>	0	3	0	0
Christina Cabral	1	16.67%	<div><div></div></div>	1	0	0	0
Total Votes Cast	6	100.00%	<div><div></div></div>	1	5	0	0
Overvotes	0			0	0	0	0
Undervotes	6			2	4	0	0
Contest Totals	12			3	9	0	0

Allen ISD - School District Board of Trustees, Place 4 Allen

Vote For 1

	TOTAL	VOTE %		Election Day	Early Voting	Ballot By Mail	Provisional Ballots
Amy Gnadt	1	50.00%	<div><div></div></div>	1	0	0	0
Joe Boylan	1	50.00%	<div><div></div></div>	0	1	0	0
Total Votes Cast	2	100.00%	<div><div></div></div>	1	1	0	0
Overvotes	0			0	0	0	0
Undervotes	10			2	8	0	0
Contest Totals	12			3	9	0	0

Allen ISD - School District Board of Trustees, Place 5 Allen

Vote For 1

	TOTAL	VOTE %		Election Day	Early Voting	Ballot By Mail	Provisional Ballots
Elle Holland	4	66.67%	<div><div></div></div>	0	4	0	0
Snober Lakhani	0	0.00%	<div><div></div></div>	0	0	0	0
Kelley Rowley	2	33.33%	<div><div></div></div>	1	1	0	0
Total Votes Cast	6	100.00%	<div><div></div></div>	1	5	0	0
Overvotes	0			0	0	0	0
Undervotes	6			2	4	0	0
Contest Totals	12			3	9	0	0

Lovejoy ISD - Trustee, Position 1 Lovejoy

Vote For 1

	TOTAL	VOTE %		Election Day	Early Voting	Ballot By Mail	Provisional Ballots
Randy Naidoo	24	25.00%	<div><div></div></div>	8	16	0	0
Julie McLaughlin	72	75.00%	<div><div></div></div>	18	53	1	0
Total Votes Cast	96	100.00%	<div><div></div></div>	26	69	1	0
Overvotes	0			0	0	0	0
Undervotes	0			0	0	0	0
Contest Totals	96			26	69	1	0

243

Lovejoy ISD - Trustee, Position 2 Lovejoy

Vote For 1

	TOTAL	VOTE %		Election Day	Early Voting	Ballot By Mail	Provision al Ballots
Amy Smith	69	100.00%	<div></div>	19	49	1	0
Total Votes Cast	69	100.00%	<div></div>	19	49	1	0
Overvotes	0			0	0	0	0
Undervotes	27			7	20	0	0
Contest Totals	96			26	69	1	0

Lovejoy ISD - Trustee, Position 3 Lovejoy

Vote For 1

	TOTAL	VOTE %		Election Day	Early Voting	Ballot By Mail	Provision al Ballots
Jeff Wood	67	100.00%	<div></div>	20	47	0	0
Total Votes Cast	67	100.00%	<div></div>	20	47	0	0
Overvotes	0			0	0	0	0
Undervotes	29			6	22	1	0
Contest Totals	96			26	69	1	0

244

Proposed Constitutional Amendments - Proposition 1

Vote For 1

	TOTAL	VOTE %		Election Day	Early Voting	Ballot By Mail	Provisional Ballots
For	333	86.72%	<div><div></div></div>	114	216	3	0
Against	51	13.28%	<div><div></div></div>	22	26	2	1
Total Votes Cast	384	100.00%	<div><div></div></div>	136	242	5	1
Overvotes	0			0	0	0	0
Undervotes	53			19	34	0	0
Contest Totals	437			155	276	5	1

Proposed Constitutional Amendments - Proposition 2

Vote For 1

	TOTAL	VOTE %		Election Day	Early Voting	Ballot By Mail	Provisional Ballots
For	357	89.92%	<div><div></div></div>	122	230	4	1
Against	40	10.08%	<div><div></div></div>	18	21	1	0
Total Votes Cast	397	100.00%	<div><div></div></div>	140	251	5	1
Overvotes	0			0	0	0	0
Undervotes	40			15	25	0	0
Contest Totals	437			155	276	5	1

Frisco ISD - Trustee, Place 1 Frisco

Vote For 1

	TOTAL	VOTE %		Election Day	Early Voting	Ballot By Mail	Provisional Ballots
Angela Dunford	181	42.89%	<div><div></div></div>	77	103	1	0
Gopal Ponangi	241	57.11%	<div><div></div></div>	71	168	2	0
Total Votes Cast	422	100.00%	<div><div></div></div>	148	271	3	0
Overvotes	0			0	0	0	0
Undervotes	15			7	5	2	1
Contest Totals	437			155	276	5	1

Frisco ISD - Trustee, Place 2 Frisco

Vote For 1

	TOTAL	VOTE %		Election Day	Early Voting	Ballot By Mail	Provisional Ballots
Marvin B. Lowe	136	31.85%	<div><div></div></div>	54	82	0	0
Natalie Hebert	222	51.99%	<div><div></div></div>	65	154	3	0
Kelly Karthik	69	16.16%	<div><div></div></div>	32	36	0	1
Total Votes Cast	427	100.00%	<div><div></div></div>	151	272	3	1
Overvotes	0			0	0	0	0
Undervotes	10			4	4	2	0
Contest Totals	437			155	276	5	1

Summary Results Report
General and Special Election
May 7, 2022

FINAL RESULTS
SOVC
COLLIN COUNTY

244

Frisco ISD - Trustee, Place 3 Frisco

Vote For 1

	TOTAL	VOTE %		Election Day	Early Voting	Ballot By Mail	Provision al Ballots
Dustin Paschal	222	52.73%	<div><div></div></div>	63	157	2	0
Timothy Soto	7	1.66%	<div><div></div></div>	3	4	0	0
Stephanie Elad	192	45.61%	<div><div></div></div>	81	110	1	0
Total Votes Cast	421	100.00%	<div><div></div></div>	147	271	3	0
Overvotes	0			0	0	0	0
Undervotes	16			8	5	2	1
Contest Totals	437			155	276	5	1

245

Proposed Constitutional Amendments - Proposition 1

Vote For 1

	TOTAL	VOTE %		Election Day	Early Voting	Ballot By Mail	Provisional Ballots
For	93	84.55%	<div><div></div></div>	34	52	7	0
Against	17	15.45%	<div><div></div></div>	10	7	0	0
Total Votes Cast	110	100.00%	<div><div></div></div>	44	59	7	0
Overvotes	0			0	0	0	0
Undervotes	11			3	8	0	0
Contest Totals	121			47	67	7	0

Proposed Constitutional Amendments - Proposition 2

Vote For 1

	TOTAL	VOTE %		Election Day	Early Voting	Ballot By Mail	Provisional Ballots
For	98	86.73%	<div><div></div></div>	32	59	7	0
Against	15	13.27%	<div><div></div></div>	12	3	0	0
Total Votes Cast	113	100.00%	<div><div></div></div>	44	62	7	0
Overvotes	0			0	0	0	0
Undervotes	8			3	5	0	0
Contest Totals	121			47	67	7	0

Frisco ISD - Trustee, Place 1 Frisco

Vote For 1

	TOTAL	VOTE %		Election Day	Early Voting	Ballot By Mail	Provisional Ballots
Angela Dunford	53	50.00%	<div><div></div></div>	15	35	3	0
Gopal Ponangi	53	50.00%	<div><div></div></div>	27	22	4	0
Total Votes Cast	106	100.00%	<div><div></div></div>	42	57	7	0
Overvotes	0			0	0	0	0
Undervotes	15			5	10	0	0
Contest Totals	121			47	67	7	0

Frisco ISD - Trustee, Place 2 Frisco

Vote For 1

	TOTAL	VOTE %		Election Day	Early Voting	Ballot By Mail	Provisional Ballots
Marvin B. Lowe	52	46.43%	<div><div></div></div>	19	33	0	0
Natalie Hebert	44	39.29%	<div><div></div></div>	14	23	7	0
Kelly Karthik	16	14.29%	<div><div></div></div>	12	4	0	0
Total Votes Cast	112	100.00%	<div><div></div></div>	45	60	7	0
Overvotes	0			0	0	0	0
Undervotes	9			2	7	0	0
Contest Totals	121			47	67	7	0

Summary Results Report
General and Special Election
May 7, 2022

FINAL RESULTS
SOVC
COLLIN COUNTY

245

Frisco ISD - Trustee, Place 3 Frisco

Vote For 1

	TOTAL	VOTE %		Election Day	Early Voting	Ballot By Mail	Provision al Ballots
Dustin Paschal	44	40.74%	<div><div></div></div>	22	21	1	0
Timothy Soto	4	3.70%	<div><div></div></div>	0	4	0	0
Stephanie Elad	60	55.56%	<div><div></div></div>	21	33	6	0
Total Votes Cast	108	100.00%	<div><div></div></div>	43	58	7	0
Overvotes	0			0	0	0	0
Undervotes	13			4	9	0	0
Contest Totals	121			47	67	7	0

246

Proposed Constitutional Amendments - Proposition 1

Vote For 1

	TOTAL	VOTE %		Election Day	Early Voting	Ballot By Mail	Provision al Ballots
For	159	93.53%	<div><div></div></div>	47	83	29	0
Against	11	6.47%	<div><div></div></div>	4	4	3	0
Total Votes Cast	170	100.00%	<div><div></div></div>	51	87	32	0
Overvotes	0			0	0	0	0
Undervotes	3			2	0	1	0
Contest Totals	173			53	87	33	0

Proposed Constitutional Amendments - Proposition 2

Vote For 1

	TOTAL	VOTE %		Election Day	Early Voting	Ballot By Mail	Provision al Ballots
For	160	94.12%	<div><div></div></div>	48	82	30	0
Against	10	5.88%	<div><div></div></div>	5	3	2	0
Total Votes Cast	170	100.00%	<div><div></div></div>	53	85	32	0
Overvotes	0			0	0	0	0
Undervotes	3			0	2	1	0
Contest Totals	173			53	87	33	0

247

Proposed Constitutional Amendments - Proposition 1

Vote For 1

	TOTAL	VOTE %		Election Day	Early Voting	Ballot By Mail	Provision al Ballots
For	267	82.92%	<div><div></div></div>	67	186	14	0
Against	55	17.08%	<div><div></div></div>	14	40	1	0
Total Votes Cast	322	100.00%	<div><div></div></div>	81	226	15	0
Overvotes	0			0	0	0	0
Undervotes	22			3	18	1	0
Contest Totals	344			84	244	16	0

Proposed Constitutional Amendments - Proposition 2

Vote For 1

	TOTAL	VOTE %		Election Day	Early Voting	Ballot By Mail	Provision al Ballots
For	296	89.70%	<div><div></div></div>	69	211	16	0
Against	34	10.30%	<div><div></div></div>	13	21	0	0
Total Votes Cast	330	100.00%	<div><div></div></div>	82	232	16	0
Overvotes	0			0	0	0	0
Undervotes	14			2	12	0	0
Contest Totals	344			84	244	16	0

Allen ISD - School District Board of Trustees, Place 2 Allen

Vote For 1

	TOTAL	VOTE %		Election Day	Early Voting	Ballot By Mail	Provision al Ballots
Bill Parker	0			0	0	0	0
Sam Abiog	0			0	0	0	0
Christina Cabral	0			0	0	0	0
Total Votes Cast	0			0	0	0	0
Overvotes	0			0	0	0	0
Undervotes	0			0	0	0	0
Contest Totals	0			0	0	0	0

Allen ISD - School District Board of Trustees, Place 4 Allen

Vote For 1

	TOTAL	VOTE %		Election Day	Early Voting	Ballot By Mail	Provision al Ballots
Amy Gnadt	0			0	0	0	0
Joe Boylan	0			0	0	0	0
Total Votes Cast	0			0	0	0	0
Overvotes	0			0	0	0	0
Undervotes	0			0	0	0	0
Contest Totals	0			0	0	0	0

Summary Results Report
General and Special Election
May 7, 2022

FINAL RESULTS
SOVC
COLLIN COUNTY

247




Allen ISD - School District Board of Trustees, Place 5 Allen

Vote For 1

	TOTAL	VOTE %	Election Day	Early Voting	Ballot By Mail	Provision al Ballots
Elle Holland	0		0	0	0	0
Snober Lakhani	0		0	0	0	0
Kelley Rowley	0		0	0	0	0
Total Votes Cast	0		0	0	0	0
Overvotes	0		0	0	0	0
Undervotes	0		0	0	0	0
Contest Totals	0		0	0	0	0



Lovejoy ISD - Trustee, Position 1 Lovejoy

Vote For 1

	TOTAL	VOTE %	Election Day	Early Voting	Ballot By Mail	Provision al Ballots
Randy Naidoo	94	33.22% 	31	60	3	0
Julie McLaughlin	189	66.78% 	36	150	3	0
Total Votes Cast	283	100.00% 	67	210	6	0
Overvotes	0		0	0	0	0
Undervotes	7		2	3	2	0
Contest Totals	290		69	213	8	0



Lovejoy ISD - Trustee, Position 2 Lovejoy

Vote For 1

	TOTAL	VOTE %	Election Day	Early Voting	Ballot By Mail	Provision al Ballots
Amy Smith	184	100.00% 	49	131	4	0
Total Votes Cast	184	100.00% 	49	131	4	0
Overvotes	0		0	0	0	0
Undervotes	106		20	82	4	0
Contest Totals	290		69	213	8	0

Lovejoy ISD - Trustee, Position 3 Lovejoy

Vote For 1

	TOTAL	VOTE %	Election Day	Early Voting	Ballot By Mail	Provision al Ballots
Jeff Wood	182	100.00% 	49	128	5	0
Total Votes Cast	182	100.00% 	49	128	5	0
Overvotes	0		0	0	0	0
Undervotes	108		20	85	3	0
Contest Totals	290		69	213	8	0

248

Proposed Constitutional Amendments - Proposition 1

Vote For 1

	TOTAL	VOTE %		Election Day	Early Voting	Ballot By Mail	Provision al Ballots
For	95	91.35%	<div><div></div></div>	33	53	8	1
Against	9	8.65%	<div><div></div></div>	5	4	0	0
Total Votes Cast	104	100.00%	<div><div></div></div>	38	57	8	1
Overvotes	0			0	0	0	0
Undervotes	7			0	7	0	0
Contest Totals	111			38	64	8	1

Proposed Constitutional Amendments - Proposition 2

Vote For 1

	TOTAL	VOTE %		Election Day	Early Voting	Ballot By Mail	Provision al Ballots
For	100	92.59%	<div><div></div></div>	34	57	8	1
Against	8	7.41%	<div><div></div></div>	4	4	0	0
Total Votes Cast	108	100.00%	<div><div></div></div>	38	61	8	1
Overvotes	0			0	0	0	0
Undervotes	3			0	3	0	0
Contest Totals	111			38	64	8	1

Frisco ISD - Trustee, Place 1 Frisco

Vote For 1

	TOTAL	VOTE %		Election Day	Early Voting	Ballot By Mail	Provision al Ballots
Angela Dunford	0	0.00%	<div><div></div></div>	0	0	0	0
Gopal Ponangi	1	100.00%	<div><div></div></div>	0	1	0	0
Total Votes Cast	1	100.00%	<div><div></div></div>	0	1	0	0
Overvotes	0			0	0	0	0
Undervotes	0			0	0	0	0
Contest Totals	1			0	1	0	0

Frisco ISD - Trustee, Place 2 Frisco

Vote For 1

	TOTAL	VOTE %		Election Day	Early Voting	Ballot By Mail	Provision al Ballots
Marvin B. Lowe	0	0.00%	<div><div></div></div>	0	0	0	0
Natalie Hebert	1	100.00%	<div><div></div></div>	0	1	0	0
Kelly Karthik	0	0.00%	<div><div></div></div>	0	0	0	0
Total Votes Cast	1	100.00%	<div><div></div></div>	0	1	0	0
Overvotes	0			0	0	0	0
Undervotes	0			0	0	0	0
Contest Totals	1			0	1	0	0

248

Frisco ISD - Trustee, Place 3 Frisco

Vote For 1

	TOTAL	VOTE %		Election Day	Early Voting	Ballot By Mail	Provision al Ballots
Dustin Paschal	1	100.00%	<div><div></div></div>	0	1	0	0
Timothy Soto	0	0.00%	<div><div></div></div>	0	0	0	0
Stephanie Elad	0	0.00%	<div><div></div></div>	0	0	0	0
Total Votes Cast	1	100.00%	<div><div></div></div>	0	1	0	0
Overvotes	0			0	0	0	0
Undervotes	0			0	0	0	0
Contest Totals	1			0	1	0	0

Prosper ISD - Trustee, Place 1 Prosper

Vote For 1

	TOTAL	VOTE %		Election Day	Early Voting	Ballot By Mail	Provision al Ballots
Jorden Dial	33	38.37%	<div><div></div></div>	13	16	4	0
Kristin Meier	38	44.19%	<div><div></div></div>	11	26	1	0
Kerry Antwine	15	17.44%	<div><div></div></div>	6	8	0	1
Total Votes Cast	86	100.00%	<div><div></div></div>	30	50	5	1
Overvotes	0			0	0	0	0
Undervotes	24			8	13	3	0
Contest Totals	110			38	63	8	1

Prosper ISD - Trustee, Place 3 Prosper

Vote For 1

	TOTAL	VOTE %		Election Day	Early Voting	Ballot By Mail	Provision al Ballots
Kelly P. Cavender	43	50.00%	<div><div></div></div>	18	24	1	0
Nataly Huddleston	26	30.23%	<div><div></div></div>	9	14	2	1
Lanford Rodgers	17	19.77%	<div><div></div></div>	4	12	1	0
Total Votes Cast	86	100.00%	<div><div></div></div>	31	50	4	1
Overvotes	0			0	0	0	0
Undervotes	24			7	13	4	0
Contest Totals	110			38	63	8	1

Prosper ISD - Trustee, Place 6 Prosper

Vote For 1

	TOTAL	VOTE %		Election Day	Early Voting	Ballot By Mail	Provision al Ballots
Lane Chamblee	39	43.33%	<div><div></div></div>	14	20	4	1
Garrett Linker	51	56.67%	<div><div></div></div>	19	31	1	0
Total Votes Cast	90	100.00%	<div><div></div></div>	33	51	5	1
Overvotes	0			0	0	0	0
Undervotes	20			5	12	3	0
Contest Totals	110			38	63	8	1

LB 33

Proposed Constitutional Amendments - Proposition 1

Vote For 1

	TOTAL	VOTE %		Election Day	Early Voting	Ballot By Mail	Provision al Ballots
For	1	100.00%	<div></div>	0	1	0	0
Against	0	0.00%	<div></div>	0	0	0	0
Total Votes Cast	1	100.00%	<div></div>	0	1	0	0
Overvotes	0			0	0	0	0
Undervotes	0			0	0	0	0
Contest Totals	1			0	1	0	0

Proposed Constitutional Amendments - Proposition 2

Vote For 1

	TOTAL	VOTE %		Election Day	Early Voting	Ballot By Mail	Provision al Ballots
For	1	100.00%	<div></div>	0	1	0	0
Against	0	0.00%	<div></div>	0	0	0	0
Total Votes Cast	1	100.00%	<div></div>	0	1	0	0
Overvotes	0			0	0	0	0
Undervotes	0			0	0	0	0
Contest Totals	1			0	1	0	0

LB34

Proposed Constitutional Amendments - Proposition 1

Vote For 1

	TOTAL	VOTE %	Election Day	Early Voting	Ballot By Mail	Provision al Ballots
For	0		0	0	0	0
Against	0		0	0	0	0
Total Votes Cast	0		0	0	0	0
Overvotes	0		0	0	0	0
Undervotes	0		0	0	0	0
Contest Totals	0		0	0	0	0

Proposed Constitutional Amendments - Proposition 2

Vote For 1

	TOTAL	VOTE %	Election Day	Early Voting	Ballot By Mail	Provision al Ballots
For	0		0	0	0	0
Against	0		0	0	0	0
Total Votes Cast	0		0	0	0	0
Overvotes	0		0	0	0	0
Undervotes	0		0	0	0	0
Contest Totals	0		0	0	0	0

Community ISD - Proposition A

Vote For 1

	TOTAL	VOTE %	Election Day	Early Voting	Ballot By Mail	Provision al Ballots
For	0		0	0	0	0
Against	0		0	0	0	0
Total Votes Cast	0		0	0	0	0
Overvotes	0		0	0	0	0
Undervotes	0		0	0	0	0
Contest Totals	0		0	0	0	0

Community ISD - Proposition B

Vote For 1

	TOTAL	VOTE %	Election Day	Early Voting	Ballot By Mail	Provision al Ballots
For	0		0	0	0	0
Against	0		0	0	0	0
Total Votes Cast	0		0	0	0	0
Overvotes	0		0	0	0	0
Undervotes	0		0	0	0	0
Contest Totals	0		0	0	0	0

LB34

Community ISD - Proposition C						
Vote For 1						
	TOTAL	VOTE %	Election Day	Early Voting	Ballot By Mail	Provision al Ballots
For	0		0	0	0	0
Against	0		0	0	0	0
Total Votes Cast	0		0	0	0	0
Overvotes	0		0	0	0	0
Undervotes	0		0	0	0	0
Contest Totals	0		0	0	0	0

LB35

Proposed Constitutional Amendments - Proposition 1

Vote For 1

	TOTAL	VOTE %	Election Day	Early Voting	Ballot By Mail	Provision al Ballots
For	0		0	0	0	0
Against	0		0	0	0	0
Total Votes Cast	0		0	0	0	0
Overvotes	0		0	0	0	0
Undervotes	0		0	0	0	0
Contest Totals	0		0	0	0	0

Proposed Constitutional Amendments - Proposition 2

Vote For 1

	TOTAL	VOTE %	Election Day	Early Voting	Ballot By Mail	Provision al Ballots
For	0		0	0	0	0
Against	0		0	0	0	0
Total Votes Cast	0		0	0	0	0
Overvotes	0		0	0	0	0
Undervotes	0		0	0	0	0
Contest Totals	0		0	0	0	0

Celina ISD - Trustee, Place 1 Celina

Vote For 1

	TOTAL	VOTE %	Election Day	Early Voting	Ballot By Mail	Provision al Ballots
Chuck Hansen	0		0	0	0	0
Vicky Hogue	0		0	0	0	0
Total Votes Cast	0		0	0	0	0
Overvotes	0		0	0	0	0
Undervotes	0		0	0	0	0
Contest Totals	0		0	0	0	0

Celina ISD - Trustee, Place 2 Celina

Vote For 1

	TOTAL	VOTE %	Election Day	Early Voting	Ballot By Mail	Provision al Ballots
Choc Christopher	0		0	0	0	0
Dan Williams	0		0	0	0	0
Total Votes Cast	0		0	0	0	0
Overvotes	0		0	0	0	0
Undervotes	0		0	0	0	0
Contest Totals	0		0	0	0	0

LB36

Proposed Constitutional Amendments - Proposition 1

Vote For 1

	TOTAL	VOTE %	Election Day	Early Voting	Ballot By Mail	Provision al Ballots
For	0		0	0	0	0
Against	0		0	0	0	0
Total Votes Cast	0		0	0	0	0
Overvotes	0		0	0	0	0
Undervotes	0		0	0	0	0
Contest Totals	0		0	0	0	0

Proposed Constitutional Amendments - Proposition 2

Vote For 1

	TOTAL	VOTE %	Election Day	Early Voting	Ballot By Mail	Provision al Ballots
For	0		0	0	0	0
Against	0		0	0	0	0
Total Votes Cast	0		0	0	0	0
Overvotes	0		0	0	0	0
Undervotes	0		0	0	0	0
Contest Totals	0		0	0	0	0

Prosper ISD - Trustee, Place 1 Prosper

Vote For 1

	TOTAL	VOTE %	Election Day	Early Voting	Ballot By Mail	Provision al Ballots
Jorden Dial	0		0	0	0	0
Kristin Meier	0		0	0	0	0
Kerry Antwine	0		0	0	0	0
Total Votes Cast	0		0	0	0	0
Overvotes	0		0	0	0	0
Undervotes	0		0	0	0	0
Contest Totals	0		0	0	0	0

Prosper ISD - Trustee, Place 3 Prosper

Vote For 1

	TOTAL	VOTE %	Election Day	Early Voting	Ballot By Mail	Provision al Ballots
Kelly P. Cavender	0		0	0	0	0
Nataly Huddleston	0		0	0	0	0
Lanford Rodgers	0		0	0	0	0
Total Votes Cast	0		0	0	0	0
Overvotes	0		0	0	0	0
Undervotes	0		0	0	0	0
Contest Totals	0		0	0	0	0

LB36

Prosper ISD - Trustee, Place 6 Prosper						
Vote For 1						
	TOTAL	VOTE %	Election Day	Early Voting	Ballot By Mail	Provision al Ballots
Lane Chamblee	0		0	0	0	0
Garrett Linker	0		0	0	0	0
Total Votes Cast	0		0	0	0	0
Overvotes	0		0	0	0	0
Undervotes	0		0	0	0	0
Contest Totals	0		0	0	0	0

LB37

Proposed Constitutional Amendments - Proposition 1

Vote For 1

	TOTAL	VOTE %	Election Day	Early Voting	Ballot By Mail	Provision al Ballots
For	0		0	0	0	0
Against	0		0	0	0	0
Total Votes Cast	0		0	0	0	0
Overvotes	0		0	0	0	0
Undervotes	0		0	0	0	0
Contest Totals	0		0	0	0	0

Proposed Constitutional Amendments - Proposition 2

Vote For 1

	TOTAL	VOTE %	Election Day	Early Voting	Ballot By Mail	Provision al Ballots
For	0		0	0	0	0
Against	0		0	0	0	0
Total Votes Cast	0		0	0	0	0
Overvotes	0		0	0	0	0
Undervotes	0		0	0	0	0
Contest Totals	0		0	0	0	0

Celina, City of - Councilman, Place 1 Celina

Vote For 1

	TOTAL	VOTE %	Election Day	Early Voting	Ballot By Mail	Provision al Ballots
Philip Ferguson	0		0	0	0	0
Eric Becker	0		0	0	0	0
Total Votes Cast	0		0	0	0	0
Overvotes	0		0	0	0	0
Undervotes	0		0	0	0	0
Contest Totals	0		0	0	0	0

Celina, City of - Councilman, Place 6 Celina

Vote For 1

	TOTAL	VOTE %	Election Day	Early Voting	Ballot By Mail	Provision al Ballots
Tony Griggs	0		0	0	0	0
Chad Anderson	0		0	0	0	0
Total Votes Cast	0		0	0	0	0
Overvotes	0		0	0	0	0
Undervotes	0		0	0	0	0
Contest Totals	0		0	0	0	0

Summary Results Report
General and Special Election
May 7, 2022

FINAL RESULTS
SOVC
COLLIN COUNTY

LB37

Celina, City of - Proposition A

Vote For 1

	TOTAL	VOTE %	Election Day	Early Voting	Ballot By Mail	Provision al Ballots
For	0		0	0	0	0
Against	0		0	0	0	0
Total Votes Cast	0		0	0	0	0
Overvotes	0		0	0	0	0
Undervotes	0		0	0	0	0
Contest Totals	0		0	0	0	0

Celina, City of - Proposition B

Vote For 1

	TOTAL	VOTE %	Election Day	Early Voting	Ballot By Mail	Provision al Ballots
For	0		0	0	0	0
Against	0		0	0	0	0
Total Votes Cast	0		0	0	0	0
Overvotes	0		0	0	0	0
Undervotes	0		0	0	0	0
Contest Totals	0		0	0	0	0

Celina, City of - Proposition C

Vote For 1

	TOTAL	VOTE %	Election Day	Early Voting	Ballot By Mail	Provision al Ballots
For	0		0	0	0	0
Against	0		0	0	0	0
Total Votes Cast	0		0	0	0	0
Overvotes	0		0	0	0	0
Undervotes	0		0	0	0	0
Contest Totals	0		0	0	0	0

Celina, City of - Proposition D

Vote For 1

	TOTAL	VOTE %	Election Day	Early Voting	Ballot By Mail	Provision al Ballots
For	0		0	0	0	0
Against	0		0	0	0	0
Total Votes Cast	0		0	0	0	0
Overvotes	0		0	0	0	0
Undervotes	0		0	0	0	0
Contest Totals	0		0	0	0	0

Summary Results Report
General and Special Election
May 7, 2022

FINAL RESULTS
SOVC
COLLIN COUNTY

LB37

Celina, City of - Proposition E

Vote For 1

	TOTAL	VOTE %	Election Day	Early Voting	Ballot By Mail	Provision al Ballots
For	0		0	0	0	0
Against	0		0	0	0	0
Total Votes Cast	0		0	0	0	0
Overvotes	0		0	0	0	0
Undervotes	0		0	0	0	0
Contest Totals	0		0	0	0	0

Prosper ISD - Trustee, Place 1 Prosper

Vote For 1

	TOTAL	VOTE %	Election Day	Early Voting	Ballot By Mail	Provision al Ballots
Jorden Dial	0		0	0	0	0
Kristin Meier	0		0	0	0	0
Kerry Antwine	0		0	0	0	0
Total Votes Cast	0		0	0	0	0
Overvotes	0		0	0	0	0
Undervotes	0		0	0	0	0
Contest Totals	0		0	0	0	0

Prosper ISD - Trustee, Place 3 Prosper

Vote For 1

	TOTAL	VOTE %	Election Day	Early Voting	Ballot By Mail	Provision al Ballots
Kelly P. Cavender	0		0	0	0	0
Nataly Huddleston	0		0	0	0	0
Lanford Rodgers	0		0	0	0	0
Total Votes Cast	0		0	0	0	0
Overvotes	0		0	0	0	0
Undervotes	0		0	0	0	0
Contest Totals	0		0	0	0	0

Prosper ISD - Trustee, Place 6 Prosper

Vote For 1

	TOTAL	VOTE %	Election Day	Early Voting	Ballot By Mail	Provision al Ballots
Lane Chamblee	0		0	0	0	0
Garrett Linker	0		0	0	0	0
Total Votes Cast	0		0	0	0	0
Overvotes	0		0	0	0	0
Undervotes	0		0	0	0	0
Contest Totals	0		0	0	0	0

LB38

Proposed Constitutional Amendments - Proposition 1

Vote For 1

	TOTAL	VOTE %	Election Day	Early Voting	Ballot By Mail	Provision al Ballots
For	0		0	0	0	0
Against	0		0	0	0	0
Total Votes Cast	0		0	0	0	0
Overvotes	0		0	0	0	0
Undervotes	0		0	0	0	0
Contest Totals	0		0	0	0	0

Proposed Constitutional Amendments - Proposition 2

Vote For 1

	TOTAL	VOTE %	Election Day	Early Voting	Ballot By Mail	Provision al Ballots
For	0		0	0	0	0
Against	0		0	0	0	0
Total Votes Cast	0		0	0	0	0
Overvotes	0		0	0	0	0
Undervotes	0		0	0	0	0
Contest Totals	0		0	0	0	0

Celina, City of - Councilman, Place 1 Celina

Vote For 1

	TOTAL	VOTE %	Election Day	Early Voting	Ballot By Mail	Provision al Ballots
Philip Ferguson	0		0	0	0	0
Eric Becker	0		0	0	0	0
Total Votes Cast	0		0	0	0	0
Overvotes	0		0	0	0	0
Undervotes	0		0	0	0	0
Contest Totals	0		0	0	0	0

Celina, City of - Councilman, Place 6 Celina

Vote For 1

	TOTAL	VOTE %	Election Day	Early Voting	Ballot By Mail	Provision al Ballots
Tony Griggs	0		0	0	0	0
Chad Anderson	0		0	0	0	0
Total Votes Cast	0		0	0	0	0
Overvotes	0		0	0	0	0
Undervotes	0		0	0	0	0
Contest Totals	0		0	0	0	0

Summary Results Report
General and Special Election
May 7, 2022

FINAL RESULTS
SOVC
COLLIN COUNTY

LB38

Celina, City of - Proposition A

Vote For 1

	TOTAL	VOTE %	Election Day	Early Voting	Ballot By Mail	Provision al Ballots
For	0		0	0	0	0
Against	0		0	0	0	0
Total Votes Cast	0		0	0	0	0
Overvotes	0		0	0	0	0
Undervotes	0		0	0	0	0
Contest Totals	0		0	0	0	0

Celina, City of - Proposition B

Vote For 1

	TOTAL	VOTE %	Election Day	Early Voting	Ballot By Mail	Provision al Ballots
For	0		0	0	0	0
Against	0		0	0	0	0
Total Votes Cast	0		0	0	0	0
Overvotes	0		0	0	0	0
Undervotes	0		0	0	0	0
Contest Totals	0		0	0	0	0

Celina, City of - Proposition C

Vote For 1

	TOTAL	VOTE %	Election Day	Early Voting	Ballot By Mail	Provision al Ballots
For	0		0	0	0	0
Against	0		0	0	0	0
Total Votes Cast	0		0	0	0	0
Overvotes	0		0	0	0	0
Undervotes	0		0	0	0	0
Contest Totals	0		0	0	0	0

Celina, City of - Proposition D

Vote For 1

	TOTAL	VOTE %	Election Day	Early Voting	Ballot By Mail	Provision al Ballots
For	0		0	0	0	0
Against	0		0	0	0	0
Total Votes Cast	0		0	0	0	0
Overvotes	0		0	0	0	0
Undervotes	0		0	0	0	0
Contest Totals	0		0	0	0	0

LB38

Celina, City of - Proposition E

Vote For 1

	TOTAL	VOTE %	Election Day	Early Voting	Ballot By Mail	Provision al Ballots
For	0		0	0	0	0
Against	0		0	0	0	0
Total Votes Cast	0		0	0	0	0
Overvotes	0		0	0	0	0
Undervotes	0		0	0	0	0
Contest Totals	0		0	0	0	0

Celina ISD - Trustee, Place 1 Celina

Vote For 1

	TOTAL	VOTE %	Election Day	Early Voting	Ballot By Mail	Provision al Ballots
Chuck Hansen	0		0	0	0	0
Vicky Hogue	0		0	0	0	0
Total Votes Cast	0		0	0	0	0
Overvotes	0		0	0	0	0
Undervotes	0		0	0	0	0
Contest Totals	0		0	0	0	0

Celina ISD - Trustee, Place 2 Celina

Vote For 1

	TOTAL	VOTE %	Election Day	Early Voting	Ballot By Mail	Provision al Ballots
Choc Christopher	0		0	0	0	0
Dan Williams	0		0	0	0	0
Total Votes Cast	0		0	0	0	0
Overvotes	0		0	0	0	0
Undervotes	0		0	0	0	0
Contest Totals	0		0	0	0	0

LB39

Proposed Constitutional Amendments - Proposition 1

Vote For 1

	TOTAL	VOTE %	Election Day	Early Voting	Ballot By Mail	Provision al Ballots
For	0		0	0	0	0
Against	0		0	0	0	0
Total Votes Cast	0		0	0	0	0
Overvotes	0		0	0	0	0
Undervotes	0		0	0	0	0
Contest Totals	0		0	0	0	0

Proposed Constitutional Amendments - Proposition 2

Vote For 1

	TOTAL	VOTE %	Election Day	Early Voting	Ballot By Mail	Provision al Ballots
For	0		0	0	0	0
Against	0		0	0	0	0
Total Votes Cast	0		0	0	0	0
Overvotes	0		0	0	0	0
Undervotes	0		0	0	0	0
Contest Totals	0		0	0	0	0

Frisco ISD - Trustee, Place 1 Frisco

Vote For 1

	TOTAL	VOTE %	Election Day	Early Voting	Ballot By Mail	Provision al Ballots
Angela Dunford	0		0	0	0	0
Gopal Ponangi	0		0	0	0	0
Total Votes Cast	0		0	0	0	0
Overvotes	0		0	0	0	0
Undervotes	0		0	0	0	0
Contest Totals	0		0	0	0	0

Frisco ISD - Trustee, Place 2 Frisco

Vote For 1

	TOTAL	VOTE %	Election Day	Early Voting	Ballot By Mail	Provision al Ballots
Marvin B. Lowe	0		0	0	0	0
Natalie Hebert	0		0	0	0	0
Kelly Karthik	0		0	0	0	0
Total Votes Cast	0		0	0	0	0
Overvotes	0		0	0	0	0
Undervotes	0		0	0	0	0
Contest Totals	0		0	0	0	0

Summary Results Report
General and Special Election
May 7, 2022

FINAL RESULTS
SOVC
COLLIN COUNTY

LB39

Frisco ISD - Trustee, Place 3 Frisco

Vote For 1

	TOTAL	VOTE %	Election Day	Early Voting	Ballot By Mail	Provision al Ballots
Dustin Paschal	0		0	0	0	0
Timothy Soto	0		0	0	0	0
Stephanie Elad	0		0	0	0	0
Total Votes Cast	0		0	0	0	0
Overvotes	0		0	0	0	0
Undervotes	0		0	0	0	0
Contest Totals	0		0	0	0	0

LB40

Proposed Constitutional Amendments - Proposition 1

Vote For 1

	TOTAL	VOTE %	Election Day	Early Voting	Ballot By Mail	Provision al Ballots
For	0		0	0	0	0
Against	0		0	0	0	0
Total Votes Cast	0		0	0	0	0
Overvotes	0		0	0	0	0
Undervotes	0		0	0	0	0
Contest Totals	0		0	0	0	0

Proposed Constitutional Amendments - Proposition 2

Vote For 1

	TOTAL	VOTE %	Election Day	Early Voting	Ballot By Mail	Provision al Ballots
For	0		0	0	0	0
Against	0		0	0	0	0
Total Votes Cast	0		0	0	0	0
Overvotes	0		0	0	0	0
Undervotes	0		0	0	0	0
Contest Totals	0		0	0	0	0

Town of Prosper - Mayor Prosper

Vote For 1

	TOTAL	VOTE %	Election Day	Early Voting	Ballot By Mail	Provision al Ballots
David F. Bristol	0		0	0	0	0
Total Votes Cast	0		0	0	0	0
Overvotes	0		0	0	0	0
Undervotes	0		0	0	0	0
Contest Totals	0		0	0	0	0

Town of Prosper - Councilmember , Place 1 Prosper

Vote For 1

	TOTAL	VOTE %	Election Day	Early Voting	Ballot By Mail	Provision al Ballots
Thom Vars	0		0	0	0	0
Marcus E. Ray	0		0	0	0	0
Total Votes Cast	0		0	0	0	0
Overvotes	0		0	0	0	0
Undervotes	0		0	0	0	0
Contest Totals	0		0	0	0	0

Summary Results Report
General and Special Election
May 7, 2022

FINAL RESULTS
SOVC
COLLIN COUNTY

LB40

Town of Prosper - Town Council, Place 4 Prosper

Vote For 1

	TOTAL	VOTE %	Election Day	Early Voting	Ballot By Mail	Provision al Ballots
Chris M. Kern	0		0	0	0	0
Total Votes Cast	0		0	0	0	0
Overvotes	0		0	0	0	0
Undervotes	0		0	0	0	0
Contest Totals	0		0	0	0	0

Prosper ISD - Trustee, Place 1 Prosper

Vote For 1

	TOTAL	VOTE %	Election Day	Early Voting	Ballot By Mail	Provision al Ballots
Jorden Dial	0		0	0	0	0
Kristin Meier	0		0	0	0	0
Kerry Antwine	0		0	0	0	0
Total Votes Cast	0		0	0	0	0
Overvotes	0		0	0	0	0
Undervotes	0		0	0	0	0
Contest Totals	0		0	0	0	0

Prosper ISD - Trustee, Place 3 Prosper

Vote For 1

	TOTAL	VOTE %	Election Day	Early Voting	Ballot By Mail	Provision al Ballots
Kelly P. Cavender	0		0	0	0	0
Nataly Huddleston	0		0	0	0	0
Lanford Rodgers	0		0	0	0	0
Total Votes Cast	0		0	0	0	0
Overvotes	0		0	0	0	0
Undervotes	0		0	0	0	0
Contest Totals	0		0	0	0	0

Prosper ISD - Trustee, Place 6 Prosper

Vote For 1

	TOTAL	VOTE %	Election Day	Early Voting	Ballot By Mail	Provision al Ballots
Lane Chamblee	0		0	0	0	0
Garrett Linker	0		0	0	0	0
Total Votes Cast	0		0	0	0	0
Overvotes	0		0	0	0	0
Undervotes	0		0	0	0	0
Contest Totals	0		0	0	0	0

LB41

Proposed Constitutional Amendments - Proposition 1

Vote For 1

	TOTAL	VOTE %	Election Day	Early Voting	Ballot By Mail	Provision al Ballots
For	0		0	0	0	0
Against	0		0	0	0	0
Total Votes Cast	0		0	0	0	0
Overvotes	0		0	0	0	0
Undervotes	0		0	0	0	0
Contest Totals	0		0	0	0	0

Proposed Constitutional Amendments - Proposition 2

Vote For 1

	TOTAL	VOTE %	Election Day	Early Voting	Ballot By Mail	Provision al Ballots
For	0		0	0	0	0
Against	0		0	0	0	0
Total Votes Cast	0		0	0	0	0
Overvotes	0		0	0	0	0
Undervotes	0		0	0	0	0
Contest Totals	0		0	0	0	0

Rockwall ISD - Trustee, Place 4 Rockwall

Vote For 1

	TOTAL	VOTE %	Election Day	Early Voting	Ballot By Mail	Provision al Ballots
Lee Harvey	0		0	0	0	0
Stan Britton	0		0	0	0	0
Total Votes Cast	0		0	0	0	0
Overvotes	0		0	0	0	0
Undervotes	0		0	0	0	0
Contest Totals	0		0	0	0	0

Rockwall ISD - Trustee, Place 5 Rockwall

Vote For 1

	TOTAL	VOTE %	Election Day	Early Voting	Ballot By Mail	Provision al Ballots
Jim White	0		0	0	0	0
Nikki Harris	0		0	0	0	0
Total Votes Cast	0		0	0	0	0
Overvotes	0		0	0	0	0
Undervotes	0		0	0	0	0
Contest Totals	0		0	0	0	0

LB42

Proposed Constitutional Amendments - Proposition 1

Vote For 1

	TOTAL	VOTE %	Election Day	Early Voting	Ballot By Mail	Provision al Ballots
For	0		0	0	0	0
Against	0		0	0	0	0
Total Votes Cast	0		0	0	0	0
Overvotes	0		0	0	0	0
Undervotes	0		0	0	0	0
Contest Totals	0		0	0	0	0

Proposed Constitutional Amendments - Proposition 2

Vote For 1

	TOTAL	VOTE %	Election Day	Early Voting	Ballot By Mail	Provision al Ballots
For	0		0	0	0	0
Against	0		0	0	0	0
Total Votes Cast	0		0	0	0	0
Overvotes	0		0	0	0	0
Undervotes	0		0	0	0	0
Contest Totals	0		0	0	0	0

Trenton ISD - Proposition A

Vote For 1

	TOTAL	VOTE %	Election Day	Early Voting	Ballot By Mail	Provision al Ballots
For	0		0	0	0	0
Against	0		0	0	0	0
Total Votes Cast	0		0	0	0	0
Overvotes	0		0	0	0	0
Undervotes	0		0	0	0	0
Contest Totals	0		0	0	0	0

Trenton ISD - Proposition B

Vote For 1

	TOTAL	VOTE %	Election Day	Early Voting	Ballot By Mail	Provision al Ballots
For	0		0	0	0	0
Against	0		0	0	0	0
Total Votes Cast	0		0	0	0	0
Overvotes	0		0	0	0	0
Undervotes	0		0	0	0	0
Contest Totals	0		0	0	0	0

LB42

Trenton ISD - Proposition C						
Vote For 1						
	TOTAL	VOTE %	Election Day	Early Voting	Ballot By Mail	Provision al Ballots
For	0		0	0	0	0
Against	0		0	0	0	0
Total Votes Cast	0		0	0	0	0
Overvotes	0		0	0	0	0
Undervotes	0		0	0	0	0
Contest Totals	0		0	0	0	0

LB43

Proposed Constitutional Amendments - Proposition 1

Vote For 1

	TOTAL	VOTE %	Election Day	Early Voting	Ballot By Mail	Provision al Ballots
For	0		0	0	0	0
Against	0		0	0	0	0
Total Votes Cast	0		0	0	0	0
Overvotes	0		0	0	0	0
Undervotes	0		0	0	0	0
Contest Totals	0		0	0	0	0

Proposed Constitutional Amendments - Proposition 2

Vote For 1

	TOTAL	VOTE %	Election Day	Early Voting	Ballot By Mail	Provision al Ballots
For	0		0	0	0	0
Against	0		0	0	0	0
Total Votes Cast	0		0	0	0	0
Overvotes	0		0	0	0	0
Undervotes	0		0	0	0	0
Contest Totals	0		0	0	0	0

Whitewright ISD - School Board Trustee Whitewright

Vote For 3

	TOTAL	VOTE %	Election Day	Early Voting	Ballot By Mail	Provision al Ballots
Linda Jester	0		0	0	0	0
Marven Arterberry	0		0	0	0	0
Tommy Lee Henderson	0		0	0	0	0
Justin Minzenmayer	0		0	0	0	0
Total Votes Cast	0		0	0	0	0
Overvotes	0		0	0	0	0
Undervotes	0		0	0	0	0
Contest Totals	0		0	0	0	0

Whitewright ISD - Proposition A

Vote For 1

	TOTAL	VOTE %	Election Day	Early Voting	Ballot By Mail	Provision al Ballots
For	0		0	0	0	0
Against	0		0	0	0	0
Total Votes Cast	0		0	0	0	0
Overvotes	0		0	0	0	0
Undervotes	0		0	0	0	0
Contest Totals	0		0	0	0	0

LB44

Proposed Constitutional Amendments - Proposition 1

Vote For 1

	TOTAL	VOTE %	Election Day	Early Voting	Ballot By Mail	Provision al Ballots
For	0		0	0	0	0
Against	0		0	0	0	0
Total Votes Cast	0		0	0	0	0
Overvotes	0		0	0	0	0
Undervotes	0		0	0	0	0
Contest Totals	0		0	0	0	0

Proposed Constitutional Amendments - Proposition 2

Vote For 1

	TOTAL	VOTE %	Election Day	Early Voting	Ballot By Mail	Provision al Ballots
For	0		0	0	0	0
Against	0		0	0	0	0
Total Votes Cast	0		0	0	0	0
Overvotes	0		0	0	0	0
Undervotes	0		0	0	0	0
Contest Totals	0		0	0	0	0

Carrollton, City of - Mayor Carrollton

Vote For 1

	TOTAL	VOTE %	Election Day	Early Voting	Ballot By Mail	Provision al Ballots
Steve Babick	0		0	0	0	0
Pat Cochran	0		0	0	0	0
Total Votes Cast	0		0	0	0	0
Overvotes	0		0	0	0	0
Undervotes	0		0	0	0	0
Contest Totals	0		0	0	0	0

Carrollton, City of - Councilmember, Place 1 Carrollton

Vote For 1

	TOTAL	VOTE %	Election Day	Early Voting	Ballot By Mail	Provision al Ballots
Sem Habtemariam	0		0	0	0	0
Christopher Axberg	0		0	0	0	0
Total Votes Cast	0		0	0	0	0
Overvotes	0		0	0	0	0
Undervotes	0		0	0	0	0
Contest Totals	0		0	0	0	0

Summary Results Report
General and Special Election
May 7, 2022

FINAL RESULTS
SOVC
COLLIN COUNTY

LB44

Carrollton, City of - Councilmember, Place 3 Carrollton

Vote For 1

	TOTAL	VOTE %	Election Day	Early Voting	Ballot By Mail	Provision al Ballots
Richard Fleming	0		0	0	0	0
Daisy Palomo	0		0	0	0	0
Nikki Ellis	0		0	0	0	0
Total Votes Cast	0		0	0	0	0
Overvotes	0		0	0	0	0
Undervotes	0		0	0	0	0
Contest Totals	0		0	0	0	0

LB45

Proposed Constitutional Amendments - Proposition 1

Vote For 1

	TOTAL	VOTE %	Election Day	Early Voting	Ballot By Mail	Provision al Ballots
For	0		0	0	0	0
Against	0		0	0	0	0
Total Votes Cast	0		0	0	0	0
Overvotes	0		0	0	0	0
Undervotes	0		0	0	0	0
Contest Totals	0		0	0	0	0

Proposed Constitutional Amendments - Proposition 2

Vote For 1

	TOTAL	VOTE %	Election Day	Early Voting	Ballot By Mail	Provision al Ballots
For	0		0	0	0	0
Against	0		0	0	0	0
Total Votes Cast	0		0	0	0	0
Overvotes	0		0	0	0	0
Undervotes	0		0	0	0	0
Contest Totals	0		0	0	0	0

Sachse, City of - Mayor Sachse

Vote For 1

	TOTAL	VOTE %	Election Day	Early Voting	Ballot By Mail	Provision al Ballots
Teddy Kinzer	0		0	0	0	0
Jeff Bickerstaff	0		0	0	0	0
Total Votes Cast	0		0	0	0	0
Overvotes	0		0	0	0	0
Undervotes	0		0	0	0	0
Contest Totals	0		0	0	0	0

Sachse, City of - Member of Council, Place 5 Sachse

Vote For 1

	TOTAL	VOTE %	Election Day	Early Voting	Ballot By Mail	Provision al Ballots
Lindsay Buhler	0		0	0	0	0
Spencer Hauenstein	0		0	0	0	0
Total Votes Cast	0		0	0	0	0
Overvotes	0		0	0	0	0
Undervotes	0		0	0	0	0
Contest Totals	0		0	0	0	0

Summary Results Report
General and Special Election
May 7, 2022

FINAL RESULTS
SOVC
COLLIN COUNTY

LB45

Sachse, City of - Member of Council, Place 6 Sachse

Vote For 1

	TOTAL	VOTE %	Election Day	Early Voting	Ballot By Mail	Provision al Ballots
Matt Prestenberg	0		0	0	0	0
Adrian Rodriguez	0		0	0	0	0
Total Votes Cast	0		0	0	0	0
Overvotes	0		0	0	0	0
Undervotes	0		0	0	0	0
Contest Totals	0		0	0	0	0