

Summary Results Report
General and Special Elections
November 2nd, 2021

Combined Accumulated Totals
57 of 57 Vote Centers Reporting
FINAL RESULTS Collin County

Statistics

	TOTAL	Election Day	Early Voting	Mail	Provision al	Limited
Registered Voters - Total	658,898					
Ballots Cast - Total	52,294	27,954	21,724	2,566	39	11
Ballots Cast - Blank	13	9	4	0	0	0
Voter Turnout - Total	7.94%					

Summary Results Report
 General and Special Elections
 November 2nd, 2021

Combined Accumulated Totals
 57 of 57 Vote Centers Reporting
 FINAL RESULTS Collin County

Proposed Constitutional Amendments - Proposition 1

Vote For 1

	TOTAL	VOTE %		Election Day	Early Voting	Mail	Provisional	Limited
For	40,740	79.34%		21,523	17,132	2,050	25	10
Against	10,609	20.66%		5,929	4,189	476	14	1
Total Votes Cast	51,349	100.00%		27,452	21,321	2,526	39	11
Overvotes	0			0	0	0	0	0
Undervotes	932			499	396	37	0	0
Contest Totals	52,281			27,951	21,717	2,563	39	11

Proposed Constitutional Amendments - Proposition 2

Vote For 1

	TOTAL	VOTE %		Election Day	Early Voting	Mail	Provisional	Limited
For	31,027	60.50%		15,579	13,501	1,915	24	8
Against	20,260	39.50%		11,862	7,777	604	14	3
Total Votes Cast	51,287	100.00%		27,441	21,278	2,519	38	11
Overvotes	2			0	0	2	0	0
Undervotes	992			510	439	42	1	0
Contest Totals	52,281			27,951	21,717	2,563	39	11

Proposed Constitutional Amendments - Proposition 3

Vote For 1

	TOTAL	VOTE %		Election Day	Early Voting	Mail	Provisional	Limited
For	32,686	63.32%		18,193	13,111	1,349	26	7
Against	18,938	36.68%		9,481	8,266	1,176	11	4
Total Votes Cast	51,624	100.00%		27,674	21,377	2,525	37	11
Overvotes	0			0	0	0	0	0
Undervotes	657			277	340	38	2	0
Contest Totals	52,281			27,951	21,717	2,563	39	11

Proposed Constitutional Amendments - Proposition 4

Vote For 1

	TOTAL	VOTE %		Election Day	Early Voting	Mail	Provisional	Limited
For	30,977	61.78%		16,492	12,936	1,521	24	4
Against	19,163	38.22%		10,278	7,910	957	11	7
Total Votes Cast	50,140	100.00%		26,770	20,846	2,478	35	11
Overvotes	0			0	0	0	0	0
Undervotes	2,141			1,181	871	85	4	0
Contest Totals	52,281			27,951	21,717	2,563	39	11

Summary Results Report
 General and Special Elections
 November 2nd, 2021

Combined Accumulated Totals
 57 of 57 Vote Centers Reporting
 FINAL RESULTS Collin County

Proposed Constitutional Amendments - Proposition 5

Vote For 1

	TOTAL	VOTE %		Election Day	Early Voting	Mail	Provisional	Limited
For	30,899	61.46%		16,287	13,026	1,557	24	5
Against	19,380	38.54%		10,570	7,883	908	13	6
Total Votes Cast	50,279	100.00%		26,857	20,909	2,465	37	11
Overvotes	0			0	0	0	0	0
Undervotes	2,002			1,094	808	98	2	0
Contest Totals	52,281			27,951	21,717	2,563	39	11

Proposed Constitutional Amendments - Proposition 6

Vote For 1

	TOTAL	VOTE %		Election Day	Early Voting	Mail	Provisional	Limited
For	44,240	86.06%		23,944	18,135	2,120	31	10
Against	7,164	13.94%		3,571	3,178	408	6	1
Total Votes Cast	51,404	100.00%		27,515	21,313	2,528	37	11
Overvotes	0			0	0	0	0	0
Undervotes	877			436	404	35	2	0
Contest Totals	52,281			27,951	21,717	2,563	39	11

Proposed Constitutional Amendments - Proposition 7

Vote For 1

	TOTAL	VOTE %		Election Day	Early Voting	Mail	Provisional	Limited
For	44,640	86.80%		23,863	18,434	2,299	34	10
Against	6,786	13.20%		3,666	2,881	233	5	1
Total Votes Cast	51,426	100.00%		27,529	21,315	2,532	39	11
Overvotes	2			0	0	2	0	0
Undervotes	853			422	402	29	0	0
Contest Totals	52,281			27,951	21,717	2,563	39	11

Proposed Constitutional Amendments - Proposition 8

Vote For 1

	TOTAL	VOTE %		Election Day	Early Voting	Mail	Provisional	Limited
For	45,336	88.23%		24,331	18,659	2,301	35	10
Against	6,050	11.77%		3,164	2,653	229	3	1
Total Votes Cast	51,386	100.00%		27,495	21,312	2,530	38	11
Overvotes	0			0	0	0	0	0
Undervotes	895			456	405	33	1	0
Contest Totals	52,281			27,951	21,717	2,563	39	11

Summary Results Report
 General and Special Elections
 November 2nd, 2021

Combined Accumulated Totals
 57 of 57 Vote Centers Reporting
 FINAL RESULTS Collin County

City of Allen - Proposition A

Vote For 1

	TOTAL	VOTE %		Election Day	Early Voting	Mail	Provisional	Limited
For	3,768	43.41%		1,392	2,111	263	2	0
Against	4,913	56.59%		1,986	2,826	96	5	0
Total Votes Cast	8,681	100.00%		3,378	4,937	359	7	0
Overvotes	2			0	0	2	0	0
Undervotes	122			53	64	5	0	0
Contest Totals	8,805			3,431	5,001	366	7	0

City of Allen - Proposition B

Vote For 1

	TOTAL	VOTE %		Election Day	Early Voting	Mail	Provisional	Limited
For	5,250	61.18%		2,106	2,889	251	4	0
Against	3,331	38.82%		1,218	2,006	105	2	0
Total Votes Cast	8,581	100.00%		3,324	4,895	356	6	0
Overvotes	2			0	0	2	0	0
Undervotes	222			107	106	8	1	0
Contest Totals	8,805			3,431	5,001	366	7	0

City of Lavon - Mayor Lavon

Vote For 1

	TOTAL	VOTE %		Election Day	Early Voting	Mail	Provisional	Limited
John Kell	236	42.14%		106	130	0	0	0
Vicki L. Sanson	324	57.86%		147	175	2	0	0
Total Votes Cast	560	100.00%		253	305	2	0	0
Overvotes	0			0	0	0	0	0
Undervotes	6			6	0	0	0	0
Contest Totals	566			259	305	2	0	0

City of Lavon - City Council, Place 2 Lavon

Vote For 1

	TOTAL	VOTE %		Election Day	Early Voting	Mail	Provisional	Limited
Mike Cook	425	100.00%		189	234	2	0	0
Total Votes Cast	425	100.00%		189	234	2	0	0
Overvotes	0			0	0	0	0	0
Undervotes	141			70	71	0	0	0
Contest Totals	566			259	305	2	0	0

City of Lavon - City Council, Place 4 Lavon

Vote For 1

	TOTAL	VOTE %		Election Day	Early Voting	Mail	Provisional	Limited
Ted Dill	410	100.00%		181	227	2	0	0
Total Votes Cast	410	100.00%		181	227	2	0	0
Overvotes	0			0	0	0	0	0
Undervotes	156			78	78	0	0	0
Contest Totals	566			259	305	2	0	0

Summary Results Report
 General and Special Elections
 November 2nd, 2021

Combined Accumulated Totals
 57 of 57 Vote Centers Reporting
 FINAL RESULTS Collin County

City of Lowry Crossing - Mayor Lowry Crossing

Vote For 1

	TOTAL	VOTE %	Election Day	Early Voting	Mail	Provisional	Limited
Bob Pettitt	209	100.00%	147	58	4	0	0
Total Votes Cast	209	100.00%	147	58	4	0	0
Overvotes	0		0	0	0	0	0
Undervotes	102		71	31	0	0	0
Contest Totals	311		218	89	4	0	0

City of Lowry Crossing - City Council Lowry Crossing

Vote For 2

	TOTAL	VOTE %	Election Day	Early Voting	Mail	Provisional	Limited
Pete Hunt	66	13.50%	50	16	0	0	0
Pat Kelly	134	27.40%	94	39	1	0	0
Darrel Evans	72	14.72%	51	21	0	0	0
Chris Nichols	73	14.93%	57	16	0	0	0
Cynthia Sandlin	74	15.13%	45	26	3	0	0
Julie Trujillo	70	14.31%	50	18	2	0	0
Total Votes Cast	489	100.00%	347	136	6	0	0
Overvotes	0		0	0	0	0	0
Undervotes	133		89	42	2	0	0
Contest Totals	622		436	178	8	0	0

City of Lowry Crossing - Local Option Election

Vote For 1

	TOTAL	VOTE %	Election Day	Early Voting	Mail	Provisional	Limited
For	229	74.35%	162	65	2	0	0
Against	79	25.65%	54	23	2	0	0
Total Votes Cast	308	100.00%	216	88	4	0	0
Overvotes	0		0	0	0	0	0
Undervotes	3		2	1	0	0	0
Contest Totals	311		218	89	4	0	0

City of Melissa - City Council, Place 1 Melissa

Vote For 1

	TOTAL	VOTE %	Election Day	Early Voting	Mail	Provisional	Limited
Jennifer Clark	502	65.54%	348	150	4	0	0
Carl Finnell	264	34.46%	127	133	4	0	0
Total Votes Cast	766	100.00%	475	283	8	0	0
Overvotes	0		0	0	0	0	0
Undervotes	93		62	29	2	0	0
Contest Totals	859		537	312	10	0	0

Summary Results Report
 General and Special Elections
 November 2nd, 2021

Combined Accumulated Totals
 57 of 57 Vote Centers Reporting
 FINAL RESULTS Collin County

City of Princeton - Mayor Princeton

Vote For 1

	TOTAL	VOTE %		Election Day	Early Voting	Mail	Provisional	Limited
Brianna Chacon	742	60.62%		343	398	1	0	0
David Sprawls	482	39.38%		289	191	2	0	0
Total Votes Cast	1,224	100.00%		632	589	3	0	0
Overvotes	0			0	0	0	0	0
Undervotes	29			16	13	0	0	0
Contest Totals	1,253			648	602	3	0	0

City of Princeton - Councilmember, Place No. 1 Princeton

Vote For 1

	TOTAL	VOTE %		Election Day	Early Voting	Mail	Provisional	Limited
Darsell Johnson	512	46.55%		230	280	2	0	0
David Kleiber	588	53.45%		340	247	1	0	0
Total Votes Cast	1,100	100.00%		570	527	3	0	0
Overvotes	0			0	0	0	0	0
Undervotes	153			78	75	0	0	0
Contest Totals	1,253			648	602	3	0	0

City of Princeton - Councilmember, Place No. 2 Princeton

Vote For 1

	TOTAL	VOTE %		Election Day	Early Voting	Mail	Provisional	Limited
Marlo Obera	564	50.95%		256	306	2	0	0
Mike McCandless	543	49.05%		309	233	1	0	0
Total Votes Cast	1,107	100.00%		565	539	3	0	0
Overvotes	0			0	0	0	0	0
Undervotes	146			83	63	0	0	0
Contest Totals	1,253			648	602	3	0	0

City of Princeton - Proposition A

Vote For 1

	TOTAL	VOTE %		Election Day	Early Voting	Mail	Provisional	Limited
For	688	63.47%		330	357	1	0	0
Against	396	36.53%		227	167	2	0	0
Total Votes Cast	1,084	100.00%		557	524	3	0	0
Overvotes	0			0	0	0	0	0
Undervotes	169			91	78	0	0	0
Contest Totals	1,253			648	602	3	0	0

Summary Results Report
 General and Special Elections
 November 2nd, 2021

Combined Accumulated Totals
 57 of 57 Vote Centers Reporting
 FINAL RESULTS Collin County

City of Richardson - Proposition A

Vote For 1

	TOTAL	VOTE %		Election Day	Early Voting	Mail	Provisional	Limited
For	1,628	80.28%		948	639	40	0	1
Against	400	19.72%		270	123	7	0	0
Total Votes Cast	2,028	100.00%		1,218	762	47	0	1
Overvotes	0			0	0	0	0	0
Undervotes	29			20	9	0	0	0
Contest Totals	2,057			1,238	771	47	0	1

City of Richardson - Proposition B

Vote For 1

	TOTAL	VOTE %		Election Day	Early Voting	Mail	Provisional	Limited
For	1,444	71.63%		818	585	40	0	1
Against	572	28.37%		390	175	7	0	0
Total Votes Cast	2,016	100.00%		1,208	760	47	0	1
Overvotes	0			0	0	0	0	0
Undervotes	41			30	11	0	0	0
Contest Totals	2,057			1,238	771	47	0	1

City of Richardson - Proposition C

Vote For 1

	TOTAL	VOTE %		Election Day	Early Voting	Mail	Provisional	Limited
For	1,595	79.00%		916	639	39	0	1
Against	424	21.00%		292	124	8	0	0
Total Votes Cast	2,019	100.00%		1,208	763	47	0	1
Overvotes	0			0	0	0	0	0
Undervotes	38			30	8	0	0	0
Contest Totals	2,057			1,238	771	47	0	1

City of Richardson - Proposition D

Vote For 1

	TOTAL	VOTE %		Election Day	Early Voting	Mail	Provisional	Limited
For	1,678	82.91%		979	656	42	0	1
Against	346	17.09%		235	106	5	0	0
Total Votes Cast	2,024	100.00%		1,214	762	47	0	1
Overvotes	0			0	0	0	0	0
Undervotes	33			24	9	0	0	0
Contest Totals	2,057			1,238	771	47	0	1

Summary Results Report
 General and Special Elections
 November 2nd, 2021

Combined Accumulated Totals
 57 of 57 Vote Centers Reporting
 FINAL RESULTS Collin County

City of Richardson - Proposition E

Vote For 1

	TOTAL	VOTE %		Election Day	Early Voting	Mail	Provisional	Limited
For	1,582	78.24%		915	624	42	0	1
Against	440	21.76%		296	139	5	0	0
Total Votes Cast	2,022	100.00%		1,211	763	47	0	1
Overvotes	0			0	0	0	0	0
Undervotes	35			27	8	0	0	0
Contest Totals	2,057			1,238	771	47	0	1

City of Sachse - Proposition A

Vote For 1

	TOTAL	VOTE %		Election Day	Early Voting	Mail	Provisional	Limited
For	338	71.01%		185	152	1	0	0
Against	138	28.99%		79	57	2	0	0
Total Votes Cast	476	100.00%		264	209	3	0	0
Overvotes	0			0	0	0	0	0
Undervotes	7			2	5	0	0	0
Contest Totals	483			266	214	3	0	0

City of Sachse - Proposition B

Vote For 1

	TOTAL	VOTE %		Election Day	Early Voting	Mail	Provisional	Limited
For	321	67.44%		173	148	0	0	0
Against	155	32.56%		90	62	3	0	0
Total Votes Cast	476	100.00%		263	210	3	0	0
Overvotes	0			0	0	0	0	0
Undervotes	7			3	4	0	0	0
Contest Totals	483			266	214	3	0	0

City of Sachse - Proposition C

Vote For 1

	TOTAL	VOTE %		Election Day	Early Voting	Mail	Provisional	Limited
For	348	72.96%		191	156	1	0	0
Against	129	27.04%		72	55	2	0	0
Total Votes Cast	477	100.00%		263	211	3	0	0
Overvotes	0			0	0	0	0	0
Undervotes	6			3	3	0	0	0
Contest Totals	483			266	214	3	0	0

Summary Results Report
 General and Special Elections
 November 2nd, 2021

Combined Accumulated Totals
 57 of 57 Vote Centers Reporting
 FINAL RESULTS Collin County

City of Sachse - Proposition D

Vote For 1

	TOTAL	VOTE %		Election Day	Early Voting	Mail	Provisional	Limited
For	306	64.02%		168	137	1	0	0
Against	172	35.98%		96	74	2	0	0
Total Votes Cast	478	100.00%		264	211	3	0	0
Overvotes	0			0	0	0	0	0
Undervotes	5			2	3	0	0	0
Contest Totals	483			266	214	3	0	0

City of Wylie - Proposition A

Vote For 1

	TOTAL	VOTE %		Election Day	Early Voting	Mail	Provisional	Limited
For	1,343	51.83%		730	596	17	0	0
Against	1,248	48.17%		723	514	11	0	0
Total Votes Cast	2,591	100.00%		1,453	1,110	28	0	0
Overvotes	0			0	0	0	0	0
Undervotes	25			16	8	1	0	0
Contest Totals	2,616			1,469	1,118	29	0	0

City of Wylie - Proposition B

Vote For 1

	TOTAL	VOTE %		Election Day	Early Voting	Mail	Provisional	Limited
For	1,372	52.95%		747	607	18	0	0
Against	1,219	47.05%		707	501	11	0	0
Total Votes Cast	2,591	100.00%		1,454	1,108	29	0	0
Overvotes	0			0	0	0	0	0
Undervotes	25			15	10	0	0	0
Contest Totals	2,616			1,469	1,118	29	0	0

City of Wylie - Proposition C

Vote For 1

	TOTAL	VOTE %		Election Day	Early Voting	Mail	Provisional	Limited
For	1,342	51.83%		746	579	17	0	0
Against	1,247	48.17%		708	528	11	0	0
Total Votes Cast	2,589	100.00%		1,454	1,107	28	0	0
Overvotes	0			0	0	0	0	0
Undervotes	27			15	11	1	0	0
Contest Totals	2,616			1,469	1,118	29	0	0

Summary Results Report
 General and Special Elections
 November 2nd, 2021

Combined Accumulated Totals
 57 of 57 Vote Centers Reporting
 FINAL RESULTS Collin County

Allen ISD - Proposition A

Vote For 1

	TOTAL	VOTE %		Election Day	Early Voting	Mail	Provisional	Limited
For	3,580	40.64%		1,323	2,117	138	2	0
Against	5,228	59.36%		2,107	2,894	223	4	0
Total Votes Cast	8,808	100.00%		3,430	5,011	361	6	0
Overvotes	0			0	0	0	0	0
Undervotes	94			35	53	5	1	0
Contest Totals	8,902			3,465	5,064	366	7	0

Allen ISD - Proposition B

Vote For 1

	TOTAL	VOTE %		Election Day	Early Voting	Mail	Provisional	Limited
For	3,546	40.27%		1,300	2,122	122	2	0
Against	5,259	59.73%		2,131	2,886	238	4	0
Total Votes Cast	8,805	100.00%		3,431	5,008	360	6	0
Overvotes	0			0	0	0	0	0
Undervotes	97			34	56	6	1	0
Contest Totals	8,902			3,465	5,064	366	7	0

Princeton ISD - Trustees Princeton

Vote For 3

	TOTAL	VOTE %		Election Day	Early Voting	Mail	Provisional	Limited
Carlos Cuellar	786	21.49%		365	414	7	0	0
Joe Gilliam	498	13.62%		236	258	4	0	0
Bob Lovelady	628	17.17%		306	320	2	0	0
Duane Kelly	603	16.49%		345	257	1	0	0
Dorinda Rindy Powell	598	16.35%		332	264	2	0	0
Doug Ellyson	354	9.68%		162	187	5	0	0
Write-In Totals	190	5.20%		76	113	1	0	0
Total Votes Cast	3,657	100.00%		1,822	1,813	22	0	0
Overvotes	0			0	0	0	0	0
Undervotes	2,055			1,214	833	8	0	0
Contest Totals	5,712			3,036	2,646	30	0	0

Princeton ISD - Trustees (Unexpired Term Princeton)

Vote For 1

	TOTAL	VOTE %		Election Day	Early Voting	Mail	Provisional	Limited
Starla Sharpe	857	60.22%		391	461	5	0	0
Jackson Stager	566	39.78%		332	230	4	0	0
Total Votes Cast	1,423	100.00%		723	691	9	0	0
Overvotes	0			0	0	0	0	0
Undervotes	481			289	191	1	0	0
Contest Totals	1,904			1,012	882	10	0	0

Summary Results Report
 General and Special Elections
 November 2nd, 2021

Combined Accumulated Totals
 57 of 57 Vote Centers Reporting
 FINAL RESULTS Collin County

Rockwall ISD - Proposition A

Vote For 1

	TOTAL	VOTE %	Election Day	Early Voting	Mail	Provisional	Limited
For	0		0	0	0	0	0
Against	0		0	0	0	0	0
Total Votes Cast	0		0	0	0	0	0
Overvotes	0		0	0	0	0	0
Undervotes	0		0	0	0	0	0
Contest Totals	0		0	0	0	0	0




Rockwall ISD - Proposition B

Vote For 1

	TOTAL	VOTE %	Election Day	Early Voting	Mail	Provisional	Limited
For	0		0	0	0	0	0
Against	0		0	0	0	0	0
Total Votes Cast	0		0	0	0	0	0
Overvotes	0		0	0	0	0	0
Undervotes	0		0	0	0	0	0
Contest Totals	0		0	0	0	0	0







Abston Hills Municipal Utility District No. 1-A - Proposition A

Vote For 1

	TOTAL	VOTE %	Election Day	Early Voting	Mail	Provisional	Limited
For	1	100.00% 	0	1	0	0	0
Against	0	0.00% 	0	0	0	0	0
Total Votes Cast	1	100.00% 	0	1	0	0	0
Overvotes	0		0	0	0	0	0
Undervotes	0		0	0	0	0	0
Contest Totals	1		0	1	0	0	0

Abston Hills Municipal Utility District No. 1-A - Directors Abston Hills

Vote For 5

	TOTAL	VOTE %	Election Day	Early Voting	Mail	Provisional	Limited
Kent Donahue	1	20.00% 	0	1	0	0	0
Paul Dauterive	1	20.00% 	0	1	0	0	0
Camron Goodman	1	20.00% 	0	1	0	0	0
Zach Whiteside	1	20.00% 	0	1	0	0	0
Linda Giles	1	20.00% 	0	1	0	0	0
Total Votes Cast	5	100.00% 	0	5	0	0	0
Overvotes	0		0	0	0	0	0
Undervotes	0		0	0	0	0	0
Contest Totals	5		0	5	0	0	0

Summary Results Report
 General and Special Elections
 November 2nd, 2021

Combined Accumulated Totals
 57 of 57 Vote Centers Reporting
 FINAL RESULTS Collin County

Abston Hills Municipal Utility District No. 1-A - Proposition B

Vote For 1

	TOTAL	VOTE %		Election Day	Early Voting	Mail	Provisional	Limited
For	1	100.00%	<div style="width: 100%; height: 10px; background-color: #ffc107;"></div>	0	1	0	0	0
Against	0	0.00%	<div style="width: 0%; height: 10px; background-color: #6c757d;"></div>	0	0	0	0	0
Total Votes Cast	1	100.00%	<div style="width: 100%; height: 10px; background-color: #ffc107;"></div>	0	1	0	0	0
Overvotes	0			0	0	0	0	0
Undervotes	0			0	0	0	0	0
Contest Totals	1			0	1	0	0	0

Abston Hills Municipal Utility District No. 1-A - Proposition C

Vote For 1

	TOTAL	VOTE %		Election Day	Early Voting	Mail	Provisional	Limited
For	1	100.00%	<div style="width: 100%; height: 10px; background-color: #ffc107;"></div>	0	1	0	0	0
Against	0	0.00%	<div style="width: 0%; height: 10px; background-color: #6c757d;"></div>	0	0	0	0	0
Total Votes Cast	1	100.00%	<div style="width: 100%; height: 10px; background-color: #ffc107;"></div>	0	1	0	0	0
Overvotes	0			0	0	0	0	0
Undervotes	0			0	0	0	0	0
Contest Totals	1			0	1	0	0	0

Abston Hills Municipal Utility District No. 1-A - Proposition D

Vote For 1

	TOTAL	VOTE %		Election Day	Early Voting	Mail	Provisional	Limited
For	1	100.00%	<div style="width: 100%; height: 10px; background-color: #ffc107;"></div>	0	1	0	0	0
Against	0	0.00%	<div style="width: 0%; height: 10px; background-color: #6c757d;"></div>	0	0	0	0	0
Total Votes Cast	1	100.00%	<div style="width: 100%; height: 10px; background-color: #ffc107;"></div>	0	1	0	0	0
Overvotes	0			0	0	0	0	0
Undervotes	0			0	0	0	0	0
Contest Totals	1			0	1	0	0	0

Abston Hills Municipal Utility District No. 1-A - Proposition E

Vote For 1

	TOTAL	VOTE %		Election Day	Early Voting	Mail	Provisional	Limited
For	1	100.00%	<div style="width: 100%; height: 10px; background-color: #ffc107;"></div>	0	1	0	0	0
Against	0	0.00%	<div style="width: 0%; height: 10px; background-color: #6c757d;"></div>	0	0	0	0	0
Total Votes Cast	1	100.00%	<div style="width: 100%; height: 10px; background-color: #ffc107;"></div>	0	1	0	0	0
Overvotes	0			0	0	0	0	0
Undervotes	0			0	0	0	0	0
Contest Totals	1			0	1	0	0	0

Summary Results Report
 General and Special Elections
 November 2nd, 2021

Combined Accumulated Totals
 57 of 57 Vote Centers Reporting
 FINAL RESULTS Collin County

Abston Hills Municipal Utility District No. 1-A - Proposition F

Vote For 1

	TOTAL	VOTE %	Election Day	Early Voting	Mail	Provisional	Limited
For	1	100.00%	0	1	0	0	0
Against	0	0.00%	0	0	0	0	0
Total Votes Cast	1	100.00%	0	1	0	0	0
Overvotes	0		0	0	0	0	0
Undervotes	0		0	0	0	0	0
Contest Totals	1		0	1	0	0	0

Blue Meadow Municipal Utility District No. 1 of Collin County - Proposition A

Vote For 1

	TOTAL	VOTE %	Election Day	Early Voting	Mail	Provisional	Limited
For	0		0	0	0	0	0
Against	0		0	0	0	0	0
Total Votes Cast	0		0	0	0	0	0
Overvotes	0		0	0	0	0	0
Undervotes	0		0	0	0	0	0
Contest Totals	0		0	0	0	0	0

Blue Meadow Municipal Utility District No. 1 of Collin County - Directors Blue Meadow

Vote For 4

	TOTAL	VOTE %	Election Day	Early Voting	Mail	Provisional	Limited
Ben Nieswiadomy	0		0	0	0	0	0
Philip Tomlinson	0		0	0	0	0	0
Brooke Meinsen	0		0	0	0	0	0
Connor Campbell	0		0	0	0	0	0
Total Votes Cast	0		0	0	0	0	0
Overvotes	0		0	0	0	0	0
Undervotes	0		0	0	0	0	0
Contest Totals	0		0	0	0	0	0

Blue Meadow Municipal Utility District No. 1 of Collin County - Proposition B

Vote For 1

	TOTAL	VOTE %	Election Day	Early Voting	Mail	Provisional	Limited
For	0		0	0	0	0	0
Against	0		0	0	0	0	0
Total Votes Cast	0		0	0	0	0	0
Overvotes	0		0	0	0	0	0
Undervotes	0		0	0	0	0	0
Contest Totals	0		0	0	0	0	0

Summary Results Report
 General and Special Elections
 November 2nd, 2021

Combined Accumulated Totals
 57 of 57 Vote Centers Reporting
 FINAL RESULTS Collin County

Blue Meadow Municipal Utility District No. 1 of Collin County - Proposition C

Vote For 1

	TOTAL	VOTE %	Election Day	Early Voting	Mail	Provisional	Limited
For	0		0	0	0	0	0
Against	0		0	0	0	0	0
Total Votes Cast	0		0	0	0	0	0
Overvotes	0		0	0	0	0	0
Undervotes	0		0	0	0	0	0
Contest Totals	0		0	0	0	0	0

Blue Meadow Municipal Utility District No. 1 of Collin County - Proposition D

Vote For 1

	TOTAL	VOTE %	Election Day	Early Voting	Mail	Provisional	Limited
For	0		0	0	0	0	0
Against	0		0	0	0	0	0
Total Votes Cast	0		0	0	0	0	0
Overvotes	0		0	0	0	0	0
Undervotes	0		0	0	0	0	0
Contest Totals	0		0	0	0	0	0

Blue Meadow Municipal Utility District No. 1 of Collin County - Proposition E

Vote For 1

	TOTAL	VOTE %	Election Day	Early Voting	Mail	Provisional	Limited
For	0		0	0	0	0	0
Against	0		0	0	0	0	0
Total Votes Cast	0		0	0	0	0	0
Overvotes	0		0	0	0	0	0
Undervotes	0		0	0	0	0	0
Contest Totals	0		0	0	0	0	0

Blue Meadow Municipal Utility District No. 1 of Collin County - Proposition F

Vote For 1

	TOTAL	VOTE %	Election Day	Early Voting	Mail	Provisional	Limited
For	0		0	0	0	0	0
Against	0		0	0	0	0	0
Total Votes Cast	0		0	0	0	0	0
Overvotes	0		0	0	0	0	0
Undervotes	0		0	0	0	0	0
Contest Totals	0		0	0	0	0	0

Summary Results Report
 General and Special Elections
 November 2nd, 2021

Combined Accumulated Totals
 57 of 57 Vote Centers Reporting
 FINAL RESULTS Collin County

LC Municipal Utility District No. 1 of Collin County - Proposition A

Vote For 1

	TOTAL	VOTE %	Election Day	Early Voting	Mail	Provisional	Limited
For	0		0	0	0	0	0
Against	0		0	0	0	0	0
Total Votes Cast	0		0	0	0	0	0
Overvotes	0		0	0	0	0	0
Undervotes	0		0	0	0	0	0
Contest Totals	0		0	0	0	0	0

LC Municipal Utility District No. 1 of Collin County - Directors LC

Vote For 5

	TOTAL	VOTE %	Election Day	Early Voting	Mail	Provisional	Limited
Tim Hunt	0		0	0	0	0	0
Morris Layton	0		0	0	0	0	0
Doug Hurst	0		0	0	0	0	0
Roxane Lanclos	0		0	0	0	0	0
Shelby Wilson	0		0	0	0	0	0
Total Votes Cast	0		0	0	0	0	0
Overvotes	0		0	0	0	0	0
Undervotes	0		0	0	0	0	0
Contest Totals	0		0	0	0	0	0

LC Municipal Utility District No. 1 of Collin County - Proposition B

Vote For 1

	TOTAL	VOTE %	Election Day	Early Voting	Mail	Provisional	Limited
For	0		0	0	0	0	0
Against	0		0	0	0	0	0
Total Votes Cast	0		0	0	0	0	0
Overvotes	0		0	0	0	0	0
Undervotes	0		0	0	0	0	0
Contest Totals	0		0	0	0	0	0

LC Municipal Utility District No. 1 of Collin County - Proposition C

Vote For 1

	TOTAL	VOTE %	Election Day	Early Voting	Mail	Provisional	Limited
For	0		0	0	0	0	0
Against	0		0	0	0	0	0
Total Votes Cast	0		0	0	0	0	0
Overvotes	0		0	0	0	0	0
Undervotes	0		0	0	0	0	0
Contest Totals	0		0	0	0	0	0

Summary Results Report
 General and Special Elections
 November 2nd, 2021

Combined Accumulated Totals
 57 of 57 Vote Centers Reporting
 FINAL RESULTS Collin County

LC Municipal Utility District No. 1 of Collin County - Proposition D

Vote For 1

	TOTAL	VOTE %	Election Day	Early Voting	Mail	Provisional	Limited
For	0		0	0	0	0	0
Against	0		0	0	0	0	0
Total Votes Cast	0		0	0	0	0	0
Overvotes	0		0	0	0	0	0
Undervotes	0		0	0	0	0	0
Contest Totals	0		0	0	0	0	0

LC Municipal Utility District No. 1 of Collin County - Proposition E

Vote For 1

	TOTAL	VOTE %	Election Day	Early Voting	Mail	Provisional	Limited
For	0		0	0	0	0	0
Against	0		0	0	0	0	0
Total Votes Cast	0		0	0	0	0	0
Overvotes	0		0	0	0	0	0
Undervotes	0		0	0	0	0	0
Contest Totals	0		0	0	0	0	0




LC Municipal Utility District No. 1 of Collin County - Proposition F

Vote For 1

	TOTAL	VOTE %	Election Day	Early Voting	Mail	Provisional	Limited
For	0		0	0	0	0	0
Against	0		0	0	0	0	0
Total Votes Cast	0		0	0	0	0	0
Overvotes	0		0	0	0	0	0
Undervotes	0		0	0	0	0	0
Contest Totals	0		0	0	0	0	0

North Parkway Municipal Managemetn District No. 1

Vote For 1

	TOTAL	VOTE %	Election Day	Early Voting	Mail	Provisional	Limited
For	2	100.00% 	0	2	0	0	0
Against	0	0.00% 	0	0	0	0	0
Total Votes Cast	2	100.00% 	0	2	0	0	0
Overvotes	0		0	0	0	0	0
Undervotes	0		0	0	0	0	0
Contest Totals	2		0	2	0	0	0

Summary Results Report
 General and Special Elections
 November 2nd, 2021

Combined Accumulated Totals
 57 of 57 Vote Centers Reporting
 FINAL RESULTS Collin County

North Parkway Municipal Managemetn District No. 1 - Proposition B

Vote For 1

	TOTAL	VOTE %		Election Day	Early Voting	Mail	Provisional	Limited
For	2	100.00%	<div style="width: 100%; height: 10px; background-color: #ffc107;"></div>	0	2	0	0	0
Against	0	0.00%	<div style="width: 0%; height: 10px; background-color: #6c757d;"></div>	0	0	0	0	0
Total Votes Cast	2	100.00%	<div style="width: 100%; height: 10px; background-color: #ffc107;"></div>	0	2	0	0	0
Overvotes	0			0	0	0	0	0
Undervotes	0			0	0	0	0	0
Contest Totals	2			0	2	0	0	0

North Parkway Municipal Managemetn District No. 1 - Proposition C

Vote For 1

	TOTAL	VOTE %		Election Day	Early Voting	Mail	Provisional	Limited
For	2	100.00%	<div style="width: 100%; height: 10px; background-color: #ffc107;"></div>	0	2	0	0	0
Against	0	0.00%	<div style="width: 0%; height: 10px; background-color: #6c757d;"></div>	0	0	0	0	0
Total Votes Cast	2	100.00%	<div style="width: 100%; height: 10px; background-color: #ffc107;"></div>	0	2	0	0	0
Overvotes	0			0	0	0	0	0
Undervotes	0			0	0	0	0	0
Contest Totals	2			0	2	0	0	0

North Parkway Municipal Managemetn District No. 1 - Proposition D

Vote For 1

	TOTAL	VOTE %		Election Day	Early Voting	Mail	Provisional	Limited
For	2	100.00%	<div style="width: 100%; height: 10px; background-color: #ffc107;"></div>	0	2	0	0	0
Against	0	0.00%	<div style="width: 0%; height: 10px; background-color: #6c757d;"></div>	0	0	0	0	0
Total Votes Cast	2	100.00%	<div style="width: 100%; height: 10px; background-color: #ffc107;"></div>	0	2	0	0	0
Overvotes	0			0	0	0	0	0
Undervotes	0			0	0	0	0	0
Contest Totals	2			0	2	0	0	0

North Parkway Municipal Managemetn District No. 1 - Proposition E

Vote For 1

	TOTAL	VOTE %		Election Day	Early Voting	Mail	Provisional	Limited
For	2	100.00%	<div style="width: 100%; height: 10px; background-color: #ffc107;"></div>	0	2	0	0	0
Against	0	0.00%	<div style="width: 0%; height: 10px; background-color: #6c757d;"></div>	0	0	0	0	0
Total Votes Cast	2	100.00%	<div style="width: 100%; height: 10px; background-color: #ffc107;"></div>	0	2	0	0	0
Overvotes	0			0	0	0	0	0
Undervotes	0			0	0	0	0	0
Contest Totals	2			0	2	0	0	0

Summary Results Report
 General and Special Elections
 November 2nd, 2021

Combined Accumulated Totals
 57 of 57 Vote Centers Reporting
 FINAL RESULTS Collin County

North Parkway Municipal Management District No. 1 - Proposition F

Vote For 1

	TOTAL	VOTE %		Election Day	Early Voting	Mail	Provisional	Limited
For	2	100.00%	<div style="width: 100%; height: 10px; background-color: #ffc107;"></div>	0	2	0	0	0
Against	0	0.00%	<div style="width: 0%; height: 10px; background-color: #6c757d;"></div>	0	0	0	0	0
Total Votes Cast	2	100.00%	<div style="width: 100%; height: 10px; background-color: #ffc107;"></div>	0	2	0	0	0
Overvotes	0			0	0	0	0	0
Undervotes	0			0	0	0	0	0
Contest Totals	2			0	2	0	0	0

North Parkway Municipal Management District No. 1 - Proposition G

Vote For 1

	TOTAL	VOTE %		Election Day	Early Voting	Mail	Provisional	Limited
For	2	100.00%	<div style="width: 100%; height: 10px; background-color: #ffc107;"></div>	0	2	0	0	0
Against	0	0.00%	<div style="width: 0%; height: 10px; background-color: #6c757d;"></div>	0	0	0	0	0
Total Votes Cast	2	100.00%	<div style="width: 100%; height: 10px; background-color: #ffc107;"></div>	0	2	0	0	0
Overvotes	0			0	0	0	0	0
Undervotes	0			0	0	0	0	0
Contest Totals	2			0	2	0	0	0

North Parkway Municipal Management District No. 1 - Proposition H

Vote For 1

	TOTAL	VOTE %		Election Day	Early Voting	Mail	Provisional	Limited
For	2	100.00%	<div style="width: 100%; height: 10px; background-color: #ffc107;"></div>	0	2	0	0	0
Against	0	0.00%	<div style="width: 0%; height: 10px; background-color: #6c757d;"></div>	0	0	0	0	0
Total Votes Cast	2	100.00%	<div style="width: 100%; height: 10px; background-color: #ffc107;"></div>	0	2	0	0	0
Overvotes	0			0	0	0	0	0
Undervotes	0			0	0	0	0	0
Contest Totals	2			0	2	0	0	0

Van Alstyne Municipal Utility District No. 2 of Collin County - Proposition A

Vote For 1

	TOTAL	VOTE %		Election Day	Early Voting	Mail	Provisional	Limited
For	1	100.00%	<div style="width: 100%; height: 10px; background-color: #ffc107;"></div>	0	1	0	0	0
Against	0	0.00%	<div style="width: 0%; height: 10px; background-color: #6c757d;"></div>	0	0	0	0	0
Total Votes Cast	1	100.00%	<div style="width: 100%; height: 10px; background-color: #ffc107;"></div>	0	1	0	0	0
Overvotes	0			0	0	0	0	0
Undervotes	0			0	0	0	0	0
Contest Totals	1			0	1	0	0	0

Summary Results Report
 General and Special Elections
 November 2nd, 2021

Combined Accumulated Totals
 57 of 57 Vote Centers Reporting
 FINAL RESULTS Collin County

Van Alstyne Municipal Utility District No. 2 of Collin County- Proposition B

Vote For 1

	TOTAL	VOTE %	Election Day	Early Voting	Mail	Provisional	Limited
For	1	100.00%	0	1	0	0	0
Against	0	0.00%	0	0	0	0	0
Total Votes Cast	1	100.00%	0	1	0	0	0
Overvotes	0		0	0	0	0	0
Undervotes	0		0	0	0	0	0
Contest Totals	1		0	1	0	0	0

Van Alstyne Municipal Utility District No. 3 of Collin County - Proposition A

Vote For 1

	TOTAL	VOTE %	Election Day	Early Voting	Mail	Provisional	Limited
For	0		0	0	0	0	0
Against	0		0	0	0	0	0
Total Votes Cast	0		0	0	0	0	0
Overvotes	0		0	0	0	0	0
Undervotes	0		0	0	0	0	0
Contest Totals	0		0	0	0	0	0

Van Alstyne Municipal Utility District No. 3 of Collin County - Directors Va 3

Vote For 5

	TOTAL	VOTE %	Election Day	Early Voting	Mail	Provisional	Limited
Julia Peterson	0		0	0	0	0	0
Deborah Bass	0		0	0	0	0	0
Kim Henney	0		0	0	0	0	0
Donna Crooks	0		0	0	0	0	0
Dodie Slama	0		0	0	0	0	0
Total Votes Cast	0		0	0	0	0	0
Overvotes	0		0	0	0	0	0
Undervotes	0		0	0	0	0	0
Contest Totals	0		0	0	0	0	0

Van Alstyne Municipal Utility District No. 3 - Proposition B

Vote For 1

	TOTAL	VOTE %	Election Day	Early Voting	Mail	Provisional	Limited
For	0		0	0	0	0	0
Against	0		0	0	0	0	0
Total Votes Cast	0		0	0	0	0	0
Overvotes	0		0	0	0	0	0
Undervotes	0		0	0	0	0	0
Contest Totals	0		0	0	0	0	0

Summary Results Report
 General and Special Elections
 November 2nd, 2021

Combined Accumulated Totals
 57 of 57 Vote Centers Reporting
 FINAL RESULTS Collin County

Van Alstyne Municipal Utility District No. 3 - Proposition C

Vote For 1

	TOTAL	VOTE %	Election Day	Early Voting	Mail	Provisional	Limited
For	0		0	0	0	0	0
Against	0		0	0	0	0	0
Total Votes Cast	0		0	0	0	0	0
Overvotes	0		0	0	0	0	0
Undervotes	0		0	0	0	0	0
Contest Totals	0		0	0	0	0	0

Van Alstyne Municipal Utility District No. 3 - Proposition D

Vote For 1

	TOTAL	VOTE %	Election Day	Early Voting	Mail	Provisional	Limited
For	0		0	0	0	0	0
Against	0		0	0	0	0	0
Total Votes Cast	0		0	0	0	0	0
Overvotes	0		0	0	0	0	0
Undervotes	0		0	0	0	0	0
Contest Totals	0		0	0	0	0	0

Van Alstyne Municipal Utility District No. 3 - Proposition E

Vote For 1

	TOTAL	VOTE %	Election Day	Early Voting	Mail	Provisional	Limited
For	0		0	0	0	0	0
Against	0		0	0	0	0	0
Total Votes Cast	0		0	0	0	0	0
Overvotes	0		0	0	0	0	0
Undervotes	0		0	0	0	0	0
Contest Totals	0		0	0	0	0	0

Van Alstyne Municipal Utility District No. 3 - Proposition F

Vote For 1




	TOTAL	VOTE %	Election Day	Early Voting	Mail	Provisional	Limited
For	0		0	0	0	0	0
Against	0		0	0	0	0	0
Total Votes Cast	0		0	0	0	0	0
Overvotes	0		0	0	0	0	0
Undervotes	0		0	0	0	0	0
Contest Totals	0		0	0	0	0	0

Summary Results Report
 General and Special Elections
 November 2nd, 2021

Combined Accumulated Totals
 57 of 57 Vote Centers Reporting
 FINAL RESULTS Collin County

Marilee Special Utilities District - Proposition A

Vote For 1

	TOTAL	VOTE %		Election Day	Early Voting	Mail	Provisional	Limited
For	123	67.21%		82	37	4	0	0
Against	60	32.79%		42	16	2	0	0
Total Votes Cast	183	100.00%		124	53	6	0	0
Overvotes	0			0	0	0	0	0
Undervotes	17			12	5	0	0	0
Contest Totals	200			136	58	6	0	0