

## PCT 001

### Proposition 1 – State of Texas

Vote For 1

	TOTAL	VOTE %		Election Day	Early Voting	Ballots By Mail	Provision al	Limited Ballot
For	324	67.64%	<div><div></div></div>	174	141	9	0	0
Against	155	32.36%	<div><div></div></div>	79	74	2	0	0
Total Votes Cast	479	100.00%	<div><div></div></div>	253	215	11	0	0
Overvotes	0			0	0	0	0	0
Undervotes	10			7	3	0	0	0
Contest Totals	489			260	218	11	0	0

### Proposition 2 – State of Texas

Vote For 1

	TOTAL	VOTE %		Election Day	Early Voting	Ballots By Mail	Provision al	Limited Ballot
For	308	66.38%	<div><div></div></div>	150	149	9	0	0
Against	156	33.62%	<div><div></div></div>	93	61	2	0	0
Total Votes Cast	464	100.00%	<div><div></div></div>	243	210	11	0	0
Overvotes	0			0	0	0	0	0
Undervotes	25			17	8	0	0	0
Contest Totals	489			260	218	11	0	0

### Proposition 3 – State of Texas

Vote For 1

	TOTAL	VOTE %		Election Day	Early Voting	Ballots By Mail	Provision al	Limited Ballot
For	305	63.81%	<div><div></div></div>	169	129	7	0	0
Against	173	36.19%	<div><div></div></div>	83	86	4	0	0
Total Votes Cast	478	100.00%	<div><div></div></div>	252	215	11	0	0
Overvotes	0			0	0	0	0	0
Undervotes	11			8	3	0	0	0
Contest Totals	489			260	218	11	0	0

### Proposition 4 – State of Texas

Vote For 1

	TOTAL	VOTE %		Election Day	Early Voting	Ballots By Mail	Provision al	Limited Ballot
For	380	79.17%	<div><div></div></div>	207	165	8	0	0
Against	100	20.83%	<div><div></div></div>	49	48	3	0	0
Total Votes Cast	480	100.00%	<div><div></div></div>	256	213	11	0	0
Overvotes	0			0	0	0	0	0
Undervotes	9			4	5	0	0	0
Contest Totals	489			260	218	11	0	0

## PCT 001

### Proposition 5 – State of Texas

Vote For 1

	TOTAL	VOTE %		Election Day	Early Voting	Ballots By Mail	Provisional	Limited Ballot
For	339	71.97%	<div><div></div></div>	177	153	9	0	0
Against	132	28.03%	<div><div></div></div>	72	59	1	0	0
Total Votes Cast	471	100.00%	<div><div></div></div>	249	212	10	0	0
Overvotes	0			0	0	0	0	0
Undervotes	18			11	6	1	0	0
Contest Totals	489			260	218	11	0	0

### Proposition 6 – State of Texas

Vote For 1

	TOTAL	VOTE %		Election Day	Early Voting	Ballots By Mail	Provisional	Limited Ballot
For	399	83.30%	<div><div></div></div>	210	179	10	0	0
Against	80	16.70%	<div><div></div></div>	42	37	1	0	0
Total Votes Cast	479	100.00%	<div><div></div></div>	252	216	11	0	0
Overvotes	0			0	0	0	0	0
Undervotes	10			8	2	0	0	0
Contest Totals	489			260	218	11	0	0

### Proposition 7 – State of Texas

Vote For 1

	TOTAL	VOTE %		Election Day	Early Voting	Ballots By Mail	Provisional	Limited Ballot
For	302	63.18%	<div><div></div></div>	160	134	8	0	0
Against	176	36.82%	<div><div></div></div>	92	82	2	0	0
Total Votes Cast	478	100.00%	<div><div></div></div>	252	216	10	0	0
Overvotes	0			0	0	0	0	0
Undervotes	11			8	2	1	0	0
Contest Totals	489			260	218	11	0	0

### Proposition 8 – State of Texas

Vote For 1

	TOTAL	VOTE %		Election Day	Early Voting	Ballots By Mail	Provisional	Limited Ballot
For	355	75.21%	<div><div></div></div>	183	163	9	0	0
Against	117	24.79%	<div><div></div></div>	67	48	2	0	0
Total Votes Cast	472	100.00%	<div><div></div></div>	250	211	11	0	0
Overvotes	0			0	0	0	0	0
Undervotes	17			10	7	0	0	0
Contest Totals	489			260	218	11	0	0

## PCT 001

### Proposition 9 – State of Texas

Vote For 1

	TOTAL	VOTE %		Election Day	Early Voting	Ballots By Mail	Provisional	Limited Ballot
For	408	85.18%	<div><div></div></div>	210	189	9	0	0
Against	71	14.82%	<div><div></div></div>	44	25	2	0	0
Total Votes Cast	479	100.00%	<div><div></div></div>	254	214	11	0	0
Overvotes	0			0	0	0	0	0
Undervotes	10			6	4	0	0	0
Contest Totals	489			260	218	11	0	0

### Proposition 10 – State of Texas

Vote For 1

	TOTAL	VOTE %		Election Day	Early Voting	Ballots By Mail	Provisional	Limited Ballot
For	221	47.02%	<div><div></div></div>	114	99	8	0	0
Against	249	52.98%	<div><div></div></div>	132	114	3	0	0
Total Votes Cast	470	100.00%	<div><div></div></div>	246	213	11	0	0
Overvotes	0			0	0	0	0	0
Undervotes	19			14	5	0	0	0
Contest Totals	489			260	218	11	0	0

### Proposition 11 – State of Texas

Vote For 1

	TOTAL	VOTE %		Election Day	Early Voting	Ballots By Mail	Provisional	Limited Ballot
For	314	70.40%	<div><div></div></div>	148	158	8	0	0
Against	132	29.60%	<div><div></div></div>	82	47	3	0	0
Total Votes Cast	446	100.00%	<div><div></div></div>	230	205	11	0	0
Overvotes	0			0	0	0	0	0
Undervotes	43			30	13	0	0	0
Contest Totals	489			260	218	11	0	0

### Proposition 12 – State of Texas

Vote For 1

	TOTAL	VOTE %		Election Day	Early Voting	Ballots By Mail	Provisional	Limited Ballot
For	227	53.79%	<div><div></div></div>	126	96	5	0	0
Against	195	46.21%	<div><div></div></div>	90	100	5	0	0
Total Votes Cast	422	100.00%	<div><div></div></div>	216	196	10	0	0
Overvotes	0			0	0	0	0	0
Undervotes	67			44	22	1	0	0
Contest Totals	489			260	218	11	0	0

## PCT 001

### Proposition 13 – State of Texas

Vote For 1

	TOTAL	VOTE %		Election Day	Early Voting	Ballots By Mail	Provisional	Limited Ballot
For	177	37.98%	<div><div></div></div>	101	73	3	0	0
Against	289	62.02%	<div><div></div></div>	143	138	8	0	0
Total Votes Cast	466	100.00%	<div><div></div></div>	244	211	11	0	0
Overvotes	0			0	0	0	0	0
Undervotes	23			16	7	0	0	0
Contest Totals	489			260	218	11	0	0

### Proposition 14 – State of Texas

Vote For 1

	TOTAL	VOTE %		Election Day	Early Voting	Ballots By Mail	Provisional	Limited Ballot
For	391	82.49%	<div><div></div></div>	206	177	8	0	0
Against	83	17.51%	<div><div></div></div>	42	38	3	0	0
Total Votes Cast	474	100.00%	<div><div></div></div>	248	215	11	0	0
Overvotes	0			0	0	0	0	0
Undervotes	15			12	3	0	0	0
Contest Totals	489			260	218	11	0	0

### Proposition A – Collin County

Vote For 1

	TOTAL	VOTE %		Election Day	Early Voting	Ballots By Mail	Provisional	Limited Ballot
For	270	58.44%	<div><div></div></div>	132	131	7	0	0
Against	192	41.56%	<div><div></div></div>	113	75	4	0	0
Total Votes Cast	462	100.00%	<div><div></div></div>	245	206	11	0	0
Overvotes	0			0	0	0	0	0
Undervotes	27			15	12	0	0	0
Contest Totals	489			260	218	11	0	0

### Proposition B – Collin County

Vote For 1

	TOTAL	VOTE %		Election Day	Early Voting	Ballots By Mail	Provisional	Limited Ballot
For	367	77.26%	<div><div></div></div>	191	168	8	0	0
Against	108	22.74%	<div><div></div></div>	60	45	3	0	0
Total Votes Cast	475	100.00%	<div><div></div></div>	251	213	11	0	0
Overvotes	0			0	0	0	0	0
Undervotes	14			9	5	0	0	0
Contest Totals	489			260	218	11	0	0



## PCT 001

### Proposition C – Collin County

Vote For 1

	TOTAL	VOTE %		Election Day	Early Voting	Ballots By Mail	Provisional	Limited Ballot
For	290	62.50%	<div><div></div></div>	143	139	8	0	0
Against	174	37.50%	<div><div></div></div>	102	69	3	0	0
Total Votes Cast	464	100.00%	<div><div></div></div>	245	208	11	0	0
Overvotes	0			0	0	0	0	0
Undervotes	25			15	10	0	0	0
Contest Totals	489			260	218	11	0	0

### Proposition D – Collin County

Vote For 1

	TOTAL	VOTE %		Election Day	Early Voting	Ballots By Mail	Provisional	Limited Ballot
For	333	70.70%	<div><div></div></div>	168	158	7	0	0
Against	138	29.30%	<div><div></div></div>	79	55	4	0	0
Total Votes Cast	471	100.00%	<div><div></div></div>	247	213	11	0	0
Overvotes	0			0	0	0	0	0
Undervotes	18			13	5	0	0	0
Contest Totals	489			260	218	11	0	0

### Proposition E – Collin County

Vote For 1

	TOTAL	VOTE %		Election Day	Early Voting	Ballots By Mail	Provisional	Limited Ballot
For	366	77.22%	<div><div></div></div>	192	166	8	0	0
Against	108	22.78%	<div><div></div></div>	58	47	3	0	0
Total Votes Cast	474	100.00%	<div><div></div></div>	250	213	11	0	0
Overvotes	0			0	0	0	0	0
Undervotes	15			10	5	0	0	0
Contest Totals	489			260	218	11	0	0

## PCT 002

### Proposition 1 – State of Texas

Vote For 1

	TOTAL	VOTE %		Election Day	Early Voting	Ballots By Mail	Provision al	Limited Ballot
For	359	70.39%	<div><div></div></div>	176	174	9	0	0
Against	151	29.61%	<div><div></div></div>	82	59	10	0	0
Total Votes Cast	510	100.00%	<div><div></div></div>	258	233	19	0	0
Overvotes	0			0	0	0	0	0
Undervotes	8			7	1	0	0	0
Contest Totals	518			265	234	19	0	0

### Proposition 2 – State of Texas

Vote For 1

	TOTAL	VOTE %		Election Day	Early Voting	Ballots By Mail	Provision al	Limited Ballot
For	333	66.47%	<div><div></div></div>	169	152	12	0	0
Against	168	33.53%	<div><div></div></div>	86	76	6	0	0
Total Votes Cast	501	100.00%	<div><div></div></div>	255	228	18	0	0
Overvotes	0			0	0	0	0	0
Undervotes	17			10	6	1	0	0
Contest Totals	518			265	234	19	0	0

### Proposition 3 – State of Texas

Vote For 1

	TOTAL	VOTE %		Election Day	Early Voting	Ballots By Mail	Provision al	Limited Ballot
For	315	62.50%	<div><div></div></div>	162	145	8	0	0
Against	189	37.50%	<div><div></div></div>	97	81	11	0	0
Total Votes Cast	504	100.00%	<div><div></div></div>	259	226	19	0	0
Overvotes	0			0	0	0	0	0
Undervotes	14			6	8	0	0	0
Contest Totals	518			265	234	19	0	0

### Proposition 4 – State of Texas

Vote For 1

	TOTAL	VOTE %		Election Day	Early Voting	Ballots By Mail	Provision al	Limited Ballot
For	419	82.64%	<div><div></div></div>	218	189	12	0	0
Against	88	17.36%	<div><div></div></div>	42	39	7	0	0
Total Votes Cast	507	100.00%	<div><div></div></div>	260	228	19	0	0
Overvotes	0			0	0	0	0	0
Undervotes	11			5	6	0	0	0
Contest Totals	518			265	234	19	0	0

## PCT 002

### Proposition 5 – State of Texas

Vote For 1

	TOTAL	VOTE %		Election Day	Early Voting	Ballots By Mail	Provisional	Limited Ballot
For	317	62.52%	<div><div></div></div>	162	140	15	0	0
Against	190	37.48%	<div><div></div></div>	96	90	4	0	0
Total Votes Cast	507	100.00%	<div><div></div></div>	258	230	19	0	0
Overvotes	0			0	0	0	0	0
Undervotes	11			7	4	0	0	0
Contest Totals	518			265	234	19	0	0

### Proposition 6 – State of Texas

Vote For 1

	TOTAL	VOTE %		Election Day	Early Voting	Ballots By Mail	Provisional	Limited Ballot
For	398	78.04%	<div><div></div></div>	196	186	16	0	0
Against	112	21.96%	<div><div></div></div>	64	45	3	0	0
Total Votes Cast	510	100.00%	<div><div></div></div>	260	231	19	0	0
Overvotes	0			0	0	0	0	0
Undervotes	8			5	3	0	0	0
Contest Totals	518			265	234	19	0	0

### Proposition 7 – State of Texas

Vote For 1

	TOTAL	VOTE %		Election Day	Early Voting	Ballots By Mail	Provisional	Limited Ballot
For	306	60.00%	<div><div></div></div>	153	144	9	0	0
Against	204	40.00%	<div><div></div></div>	105	89	10	0	0
Total Votes Cast	510	100.00%	<div><div></div></div>	258	233	19	0	0
Overvotes	0			0	0	0	0	0
Undervotes	8			7	1	0	0	0
Contest Totals	518			265	234	19	0	0

### Proposition 8 – State of Texas

Vote For 1

	TOTAL	VOTE %		Election Day	Early Voting	Ballots By Mail	Provisional	Limited Ballot
For	350	69.58%	<div><div></div></div>	167	171	12	0	0
Against	153	30.42%	<div><div></div></div>	88	59	6	0	0
Total Votes Cast	503	100.00%	<div><div></div></div>	255	230	18	0	0
Overvotes	0			0	0	0	0	0
Undervotes	15			10	4	1	0	0
Contest Totals	518			265	234	19	0	0

## PCT 002

### Proposition 9 – State of Texas

Vote For 1

	TOTAL	VOTE %		Election Day	Early Voting	Ballots By Mail	Provisional	Limited Ballot
For	420	82.68%	<div><div></div></div>	212	189	19	0	0
Against	88	17.32%	<div><div></div></div>	46	42	0	0	0
Total Votes Cast	508	100.00%	<div><div></div></div>	258	231	19	0	0
Overvotes	0			0	0	0	0	0
Undervotes	10			7	3	0	0	0
Contest Totals	518			265	234	19	0	0

### Proposition 10 – State of Texas

Vote For 1

	TOTAL	VOTE %		Election Day	Early Voting	Ballots By Mail	Provisional	Limited Ballot
For	243	48.89%	<div><div></div></div>	122	111	10	0	0
Against	254	51.11%	<div><div></div></div>	133	112	9	0	0
Total Votes Cast	497	100.00%	<div><div></div></div>	255	223	19	0	0
Overvotes	0			0	0	0	0	0
Undervotes	21			10	11	0	0	0
Contest Totals	518			265	234	19	0	0

### Proposition 11 – State of Texas

Vote For 1

	TOTAL	VOTE %		Election Day	Early Voting	Ballots By Mail	Provisional	Limited Ballot
For	307	62.91%	<div><div></div></div>	151	142	14	0	0
Against	181	37.09%	<div><div></div></div>	96	80	5	0	0
Total Votes Cast	488	100.00%	<div><div></div></div>	247	222	19	0	0
Overvotes	0			0	0	0	0	0
Undervotes	30			18	12	0	0	0
Contest Totals	518			265	234	19	0	0

### Proposition 12 – State of Texas

Vote For 1

	TOTAL	VOTE %		Election Day	Early Voting	Ballots By Mail	Provisional	Limited Ballot
For	216	48.11%	<div><div></div></div>	100	108	8	0	0
Against	233	51.89%	<div><div></div></div>	130	98	5	0	0
Total Votes Cast	449	100.00%	<div><div></div></div>	230	206	13	0	0
Overvotes	0			0	0	0	0	0
Undervotes	69			35	28	6	0	0
Contest Totals	518			265	234	19	0	0

## PCT 002

### Proposition 13 – State of Texas

Vote For 1

	TOTAL	VOTE %		Election Day	Early Voting	Ballots By Mail	Provisional	Limited Ballot
For	160	32.19%	<div><div></div></div>	81	72	7	0	0
Against	337	67.81%	<div><div></div></div>	173	155	9	0	0
Total Votes Cast	497	100.00%	<div><div></div></div>	254	227	16	0	0
Overvotes	0			0	0	0	0	0
Undervotes	21			11	7	3	0	0
Contest Totals	518			265	234	19	0	0

### Proposition 14 – State of Texas

Vote For 1

	TOTAL	VOTE %		Election Day	Early Voting	Ballots By Mail	Provisional	Limited Ballot
For	382	75.35%	<div><div></div></div>	194	173	15	0	0
Against	125	24.65%	<div><div></div></div>	65	56	4	0	0
Total Votes Cast	507	100.00%	<div><div></div></div>	259	229	19	0	0
Overvotes	0			0	0	0	0	0
Undervotes	11			6	5	0	0	0
Contest Totals	518			265	234	19	0	0

### Proposition A – Collin County

Vote For 1

	TOTAL	VOTE %		Election Day	Early Voting	Ballots By Mail	Provisional	Limited Ballot
For	248	49.70%	<div><div></div></div>	119	121	8	0	0
Against	251	50.30%	<div><div></div></div>	134	106	11	0	0
Total Votes Cast	499	100.00%	<div><div></div></div>	253	227	19	0	0
Overvotes	0			0	0	0	0	0
Undervotes	19			12	7	0	0	0
Contest Totals	518			265	234	19	0	0

### Proposition B – Collin County

Vote For 1

	TOTAL	VOTE %		Election Day	Early Voting	Ballots By Mail	Provisional	Limited Ballot
For	340	66.80%	<div><div></div></div>	177	150	13	0	0
Against	169	33.20%	<div><div></div></div>	84	79	6	0	0
Total Votes Cast	509	100.00%	<div><div></div></div>	261	229	19	0	0
Overvotes	0			0	0	0	0	0
Undervotes	9			4	5	0	0	0
Contest Totals	518			265	234	19	0	0

## PCT 002

### Proposition C – Collin County

Vote For 1

	TOTAL	VOTE %		Election Day	Early Voting	Ballots By Mail	Provisional	Limited Ballot
For	264	53.01%	<div><div></div></div>	130	126	8	0	0
Against	234	46.99%	<div><div></div></div>	123	100	11	0	0
Total Votes Cast	498	100.00%	<div><div></div></div>	253	226	19	0	0
Overvotes	0			0	0	0	0	0
Undervotes	20			12	8	0	0	0
Contest Totals	518			265	234	19	0	0

### Proposition D – Collin County

Vote For 1

	TOTAL	VOTE %		Election Day	Early Voting	Ballots By Mail	Provisional	Limited Ballot
For	318	62.72%	<div><div></div></div>	167	138	13	0	0
Against	189	37.28%	<div><div></div></div>	91	92	6	0	0
Total Votes Cast	507	100.00%	<div><div></div></div>	258	230	19	0	0
Overvotes	0			0	0	0	0	0
Undervotes	11			7	4	0	0	0
Contest Totals	518			265	234	19	0	0

### Proposition E – Collin County

Vote For 1

	TOTAL	VOTE %		Election Day	Early Voting	Ballots By Mail	Provisional	Limited Ballot
For	374	73.91%	<div><div></div></div>	196	167	11	0	0
Against	132	26.09%	<div><div></div></div>	63	62	7	0	0
Total Votes Cast	506	100.00%	<div><div></div></div>	259	229	18	0	0
Overvotes	0			0	0	0	0	0
Undervotes	12			6	5	1	0	0
Contest Totals	518			265	234	19	0	0

## PCT 003

### Proposition 1 – State of Texas

Vote For 1

	TOTAL	VOTE %		Election Day	Early Voting	Ballots By Mail	Provision al	Limited Ballot
For	79	65.29%	<div><div></div></div>	39	38	2	0	0
Against	42	34.71%	<div><div></div></div>	29	13	0	0	0
Total Votes Cast	121	100.00%	<div><div></div></div>	68	51	2	0	0
Overvotes	0			0	0	0	0	0
Undervotes	3			0	3	0	0	0
Contest Totals	124			68	54	2	0	0

### Proposition 2 – State of Texas

Vote For 1

	TOTAL	VOTE %		Election Day	Early Voting	Ballots By Mail	Provision al	Limited Ballot
For	83	69.75%	<div><div></div></div>	47	34	2	0	0
Against	36	30.25%	<div><div></div></div>	19	17	0	0	0
Total Votes Cast	119	100.00%	<div><div></div></div>	66	51	2	0	0
Overvotes	0			0	0	0	0	0
Undervotes	5			2	3	0	0	0
Contest Totals	124			68	54	2	0	0

### Proposition 3 – State of Texas

Vote For 1

	TOTAL	VOTE %		Election Day	Early Voting	Ballots By Mail	Provision al	Limited Ballot
For	55	46.61%	<div><div></div></div>	34	19	2	0	0
Against	63	53.39%	<div><div></div></div>	33	30	0	0	0
Total Votes Cast	118	100.00%	<div><div></div></div>	67	49	2	0	0
Overvotes	0			0	0	0	0	0
Undervotes	6			1	5	0	0	0
Contest Totals	124			68	54	2	0	0

### Proposition 4 – State of Texas

Vote For 1

	TOTAL	VOTE %		Election Day	Early Voting	Ballots By Mail	Provision al	Limited Ballot
For	86	71.67%	<div><div></div></div>	49	36	1	0	0
Against	34	28.33%	<div><div></div></div>	19	14	1	0	0
Total Votes Cast	120	100.00%	<div><div></div></div>	68	50	2	0	0
Overvotes	0			0	0	0	0	0
Undervotes	4			0	4	0	0	0
Contest Totals	124			68	54	2	0	0

## PCT 003

### Proposition 5 – State of Texas

Vote For 1

	TOTAL	VOTE %		Election Day	Early Voting	Ballots By Mail	Provisional	Limited Ballot
For	78	65.55%	<div><div></div></div>	43	33	2	0	0
Against	41	34.45%	<div><div></div></div>	23	18	0	0	0
Total Votes Cast	119	100.00%	<div><div></div></div>	66	51	2	0	0
Overvotes	0			0	0	0	0	0
Undervotes	5			2	3	0	0	0
Contest Totals	124			68	54	2	0	0

### Proposition 6 – State of Texas

Vote For 1

	TOTAL	VOTE %		Election Day	Early Voting	Ballots By Mail	Provisional	Limited Ballot
For	106	88.33%	<div><div></div></div>	57	47	2	0	0
Against	14	11.67%	<div><div></div></div>	8	6	0	0	0
Total Votes Cast	120	100.00%	<div><div></div></div>	65	53	2	0	0
Overvotes	0			0	0	0	0	0
Undervotes	4			3	1	0	0	0
Contest Totals	124			68	54	2	0	0

### Proposition 7 – State of Texas

Vote For 1

	TOTAL	VOTE %		Election Day	Early Voting	Ballots By Mail	Provisional	Limited Ballot
For	73	60.33%	<div><div></div></div>	38	33	2	0	0
Against	48	39.67%	<div><div></div></div>	30	18	0	0	0
Total Votes Cast	121	100.00%	<div><div></div></div>	68	51	2	0	0
Overvotes	0			0	0	0	0	0
Undervotes	3			0	3	0	0	0
Contest Totals	124			68	54	2	0	0

### Proposition 8 – State of Texas

Vote For 1

	TOTAL	VOTE %		Election Day	Early Voting	Ballots By Mail	Provisional	Limited Ballot
For	95	79.17%	<div><div></div></div>	48	45	2	0	0
Against	25	20.83%	<div><div></div></div>	17	8	0	0	0
Total Votes Cast	120	100.00%	<div><div></div></div>	65	53	2	0	0
Overvotes	0			0	0	0	0	0
Undervotes	4			3	1	0	0	0
Contest Totals	124			68	54	2	0	0



## PCT 003

### Proposition 9 – State of Texas

Vote For 1

	TOTAL	VOTE %		Election Day	Early Voting	Ballots By Mail	Provisional	Limited Ballot
For	101	87.07%	<div><div></div></div>	57	42	2	0	0
Against	15	12.93%	<div><div></div></div>	7	8	0	0	0
Total Votes Cast	116	100.00%	<div><div></div></div>	64	50	2	0	0
Overvotes	0			0	0	0	0	0
Undervotes	8			4	4	0	0	0
Contest Totals	124			68	54	2	0	0

### Proposition 10 – State of Texas

Vote For 1

	TOTAL	VOTE %		Election Day	Early Voting	Ballots By Mail	Provisional	Limited Ballot
For	55	46.61%	<div><div></div></div>	25	28	2	0	0
Against	63	53.39%	<div><div></div></div>	39	24	0	0	0
Total Votes Cast	118	100.00%	<div><div></div></div>	64	52	2	0	0
Overvotes	0			0	0	0	0	0
Undervotes	6			4	2	0	0	0
Contest Totals	124			68	54	2	0	0

### Proposition 11 – State of Texas

Vote For 1

	TOTAL	VOTE %		Election Day	Early Voting	Ballots By Mail	Provisional	Limited Ballot
For	78	69.03%	<div><div></div></div>	45	31	2	0	0
Against	35	30.97%	<div><div></div></div>	18	17	0	0	0
Total Votes Cast	113	100.00%	<div><div></div></div>	63	48	2	0	0
Overvotes	0			0	0	0	0	0
Undervotes	11			5	6	0	0	0
Contest Totals	124			68	54	2	0	0

### Proposition 12 – State of Texas

Vote For 1

	TOTAL	VOTE %		Election Day	Early Voting	Ballots By Mail	Provisional	Limited Ballot
For	41	41.84%	<div><div></div></div>	24	16	1	0	0
Against	57	58.16%	<div><div></div></div>	34	22	1	0	0
Total Votes Cast	98	100.00%	<div><div></div></div>	58	38	2	0	0
Overvotes	0			0	0	0	0	0
Undervotes	26			10	16	0	0	0
Contest Totals	124			68	54	2	0	0

## PCT 003

### Proposition 13 – State of Texas

Vote For 1

	TOTAL	VOTE %		Election Day	Early Voting	Ballots By Mail	Provisional	Limited Ballot
For	36	31.58%	<div><div></div></div>	19	17	0	0	0
Against	78	68.42%	<div><div></div></div>	45	31	2	0	0
Total Votes Cast	114	100.00%	<div><div></div></div>	64	48	2	0	0
Overvotes	0			0	0	0	0	0
Undervotes	10			4	6	0	0	0
Contest Totals	124			68	54	2	0	0

### Proposition 14 – State of Texas

Vote For 1

	TOTAL	VOTE %		Election Day	Early Voting	Ballots By Mail	Provisional	Limited Ballot
For	102	85.71%	<div><div></div></div>	54	47	1	0	0
Against	17	14.29%	<div><div></div></div>	10	6	1	0	0
Total Votes Cast	119	100.00%	<div><div></div></div>	64	53	2	0	0
Overvotes	0			0	0	0	0	0
Undervotes	5			4	1	0	0	0
Contest Totals	124			68	54	2	0	0

### Proposition A – Collin County

Vote For 1

	TOTAL	VOTE %		Election Day	Early Voting	Ballots By Mail	Provisional	Limited Ballot
For	61	53.98%	<div><div></div></div>	28	31	2	0	0
Against	52	46.02%	<div><div></div></div>	33	19	0	0	0
Total Votes Cast	113	100.00%	<div><div></div></div>	61	50	2	0	0
Overvotes	0			0	0	0	0	0
Undervotes	11			7	4	0	0	0
Contest Totals	124			68	54	2	0	0

### Proposition B – Collin County

Vote For 1

	TOTAL	VOTE %		Election Day	Early Voting	Ballots By Mail	Provisional	Limited Ballot
For	87	77.68%	<div><div></div></div>	48	37	2	0	0
Against	25	22.32%	<div><div></div></div>	13	12	0	0	0
Total Votes Cast	112	100.00%	<div><div></div></div>	61	49	2	0	0
Overvotes	0			0	0	0	0	0
Undervotes	12			7	5	0	0	0
Contest Totals	124			68	54	2	0	0

## PCT 003

### Proposition C – Collin County

Vote For 1

	TOTAL	VOTE %		Election Day	Early Voting	Ballots By Mail	Provisional	Limited Ballot
For	67	57.76%	<div><div></div></div>	33	32	2	0	0
Against	49	42.24%	<div><div></div></div>	29	20	0	0	0
Total Votes Cast	116	100.00%	<div><div></div></div>	62	52	2	0	0
Overvotes	0			0	0	0	0	0
Undervotes	8			6	2	0	0	0
Contest Totals	124			68	54	2	0	0

### Proposition D – Collin County

Vote For 1

	TOTAL	VOTE %		Election Day	Early Voting	Ballots By Mail	Provisional	Limited Ballot
For	82	70.09%	<div><div></div></div>	43	37	2	0	0
Against	35	29.91%	<div><div></div></div>	19	16	0	0	0
Total Votes Cast	117	100.00%	<div><div></div></div>	62	53	2	0	0
Overvotes	0			0	0	0	0	0
Undervotes	7			6	1	0	0	0
Contest Totals	124			68	54	2	0	0

### Proposition E – Collin County

Vote For 1

	TOTAL	VOTE %		Election Day	Early Voting	Ballots By Mail	Provisional	Limited Ballot
For	84	72.41%	<div><div></div></div>	45	37	2	0	0
Against	32	27.59%	<div><div></div></div>	17	15	0	0	0
Total Votes Cast	116	100.00%	<div><div></div></div>	62	52	2	0	0
Overvotes	0			0	0	0	0	0
Undervotes	8			6	2	0	0	0
Contest Totals	124			68	54	2	0	0

## PCT 004

### Proposition 1 – State of Texas

Vote For 1

	TOTAL	VOTE %		Election Day	Early Voting	Ballots By Mail	Provisional	Limited Ballot
For	346	79.72%	<div><div></div></div>	185	155	6	0	0
Against	88	20.28%	<div><div></div></div>	46	40	1	1	0
Total Votes Cast	434	100.00%	<div><div></div></div>	231	195	7	1	0
Overvotes	0			0	0	0	0	0
Undervotes	6			2	4	0	0	0
Contest Totals	440			233	199	7	1	0

### Proposition 2 – State of Texas

Vote For 1

	TOTAL	VOTE %		Election Day	Early Voting	Ballots By Mail	Provisional	Limited Ballot
For	268	63.66%	<div><div></div></div>	142	122	4	0	0
Against	153	36.34%	<div><div></div></div>	83	68	1	1	0
Total Votes Cast	421	100.00%	<div><div></div></div>	225	190	5	1	0
Overvotes	0			0	0	0	0	0
Undervotes	19			8	9	2	0	0
Contest Totals	440			233	199	7	1	0

### Proposition 3 – State of Texas

Vote For 1

	TOTAL	VOTE %		Election Day	Early Voting	Ballots By Mail	Provisional	Limited Ballot
For	314	74.06%	<div><div></div></div>	170	141	3	0	0
Against	110	25.94%	<div><div></div></div>	55	52	2	1	0
Total Votes Cast	424	100.00%	<div><div></div></div>	225	193	5	1	0
Overvotes	0			0	0	0	0	0
Undervotes	16			8	6	2	0	0
Contest Totals	440			233	199	7	1	0

### Proposition 4 – State of Texas

Vote For 1

	TOTAL	VOTE %		Election Day	Early Voting	Ballots By Mail	Provisional	Limited Ballot
For	380	87.96%	<div><div></div></div>	202	172	5	1	0
Against	52	12.04%	<div><div></div></div>	28	22	2	0	0
Total Votes Cast	432	100.00%	<div><div></div></div>	230	194	7	1	0
Overvotes	0			0	0	0	0	0
Undervotes	8			3	5	0	0	0
Contest Totals	440			233	199	7	1	0

## PCT 004

### Proposition 5 – State of Texas

Vote For 1

	TOTAL	VOTE %		Election Day	Early Voting	Ballots By Mail	Provisional	Limited Ballot
For	250	59.67%	<div><div></div></div>	131	116	3	0	0
Against	169	40.33%	<div><div></div></div>	93	73	2	1	0
Total Votes Cast	419	100.00%	<div><div></div></div>	224	189	5	1	0
Overvotes	0			0	0	0	0	0
Undervotes	21			9	10	2	0	0
Contest Totals	440			233	199	7	1	0

### Proposition 6 – State of Texas

Vote For 1

	TOTAL	VOTE %		Election Day	Early Voting	Ballots By Mail	Provisional	Limited Ballot
For	330	77.65%	<div><div></div></div>	176	149	5	0	0
Against	95	22.35%	<div><div></div></div>	52	40	2	1	0
Total Votes Cast	425	100.00%	<div><div></div></div>	228	189	7	1	0
Overvotes	0			0	0	0	0	0
Undervotes	15			5	10	0	0	0
Contest Totals	440			233	199	7	1	0

### Proposition 7 – State of Texas

Vote For 1

	TOTAL	VOTE %		Election Day	Early Voting	Ballots By Mail	Provisional	Limited Ballot
For	280	65.73%	<div><div></div></div>	148	127	5	0	0
Against	146	34.27%	<div><div></div></div>	80	63	2	1	0
Total Votes Cast	426	100.00%	<div><div></div></div>	228	190	7	1	0
Overvotes	0			0	0	0	0	0
Undervotes	14			5	9	0	0	0
Contest Totals	440			233	199	7	1	0

### Proposition 8 – State of Texas

Vote For 1

	TOTAL	VOTE %		Election Day	Early Voting	Ballots By Mail	Provisional	Limited Ballot
For	300	70.42%	<div><div></div></div>	158	137	5	0	0
Against	126	29.58%	<div><div></div></div>	70	53	2	1	0
Total Votes Cast	426	100.00%	<div><div></div></div>	228	190	7	1	0
Overvotes	0			0	0	0	0	0
Undervotes	14			5	9	0	0	0
Contest Totals	440			233	199	7	1	0

## PCT 004

### Proposition 9 – State of Texas

Vote For 1

	TOTAL	VOTE %		Election Day	Early Voting	Ballots By Mail	Provisional	Limited Ballot
For	343	79.77%	<div><div></div></div>	185	153	5	0	0
Against	87	20.23%	<div><div></div></div>	45	39	2	1	0
Total Votes Cast	430	100.00%	<div><div></div></div>	230	192	7	1	0
Overvotes	0			0	0	0	0	0
Undervotes	10			3	7	0	0	0
Contest Totals	440			233	199	7	1	0

### Proposition 10 – State of Texas

Vote For 1

	TOTAL	VOTE %		Election Day	Early Voting	Ballots By Mail	Provisional	Limited Ballot
For	200	48.19%	<div><div></div></div>	110	88	2	0	0
Against	215	51.81%	<div><div></div></div>	114	97	3	1	0
Total Votes Cast	415	100.00%	<div><div></div></div>	224	185	5	1	0
Overvotes	0			0	0	0	0	0
Undervotes	25			9	14	2	0	0
Contest Totals	440			233	199	7	1	0

### Proposition 11 – State of Texas

Vote For 1

	TOTAL	VOTE %		Election Day	Early Voting	Ballots By Mail	Provisional	Limited Ballot
For	241	61.17%	<div><div></div></div>	134	105	2	0	0
Against	153	38.83%	<div><div></div></div>	79	70	3	1	0
Total Votes Cast	394	100.00%	<div><div></div></div>	213	175	5	1	0
Overvotes	0			0	0	0	0	0
Undervotes	46			20	24	2	0	0
Contest Totals	440			233	199	7	1	0

### Proposition 12 – State of Texas

Vote For 1

	TOTAL	VOTE %		Election Day	Early Voting	Ballots By Mail	Provisional	Limited Ballot
For	191	52.62%	<div><div></div></div>	108	79	3	1	0
Against	172	47.38%	<div><div></div></div>	87	83	2	0	0
Total Votes Cast	363	100.00%	<div><div></div></div>	195	162	5	1	0
Overvotes	0			0	0	0	0	0
Undervotes	77			38	37	2	0	0
Contest Totals	440			233	199	7	1	0

## PCT 004

### Proposition 13 – State of Texas

Vote For 1

	TOTAL	VOTE %		Election Day	Early Voting	Ballots By Mail	Provisional	Limited Ballot
For	125	30.05%	<div><div></div></div>	67	56	2	0	0
Against	291	69.95%	<div><div></div></div>	155	130	5	1	0
Total Votes Cast	416	100.00%	<div><div></div></div>	222	186	7	1	0
Overvotes	0			0	0	0	0	0
Undervotes	24			11	13	0	0	0
Contest Totals	440			233	199	7	1	0

### Proposition 14 – State of Texas

Vote For 1

	TOTAL	VOTE %		Election Day	Early Voting	Ballots By Mail	Provisional	Limited Ballot
For	301	71.16%	<div><div></div></div>	161	136	3	1	0
Against	122	28.84%	<div><div></div></div>	64	54	4	0	0
Total Votes Cast	423	100.00%	<div><div></div></div>	225	190	7	1	0
Overvotes	0			0	0	0	0	0
Undervotes	17			8	9	0	0	0
Contest Totals	440			233	199	7	1	0

### Proposition A – Collin County

Vote For 1

	TOTAL	VOTE %		Election Day	Early Voting	Ballots By Mail	Provisional	Limited Ballot
For	201	47.86%	<div><div></div></div>	109	90	2	0	0
Against	219	52.14%	<div><div></div></div>	113	100	5	1	0
Total Votes Cast	420	100.00%	<div><div></div></div>	222	190	7	1	0
Overvotes	0			0	0	0	0	0
Undervotes	20			11	9	0	0	0
Contest Totals	440			233	199	7	1	0

### Proposition B – Collin County

Vote For 1

	TOTAL	VOTE %		Election Day	Early Voting	Ballots By Mail	Provisional	Limited Ballot
For	263	61.31%	<div><div></div></div>	151	109	3	0	0
Against	166	38.69%	<div><div></div></div>	78	83	4	1	0
Total Votes Cast	429	100.00%	<div><div></div></div>	229	192	7	1	0
Overvotes	0			0	0	0	0	0
Undervotes	11			4	7	0	0	0
Contest Totals	440			233	199	7	1	0

## PCT 004

### Proposition C – Collin County

Vote For 1

	TOTAL	VOTE %		Election Day	Early Voting	Ballots By Mail	Provisional	Limited Ballot
For	204	48.46%	<div><div></div></div>	107	95	2	0	0
Against	217	51.54%	<div><div></div></div>	117	94	5	1	0
Total Votes Cast	421	100.00%	<div><div></div></div>	224	189	7	1	0
Overvotes	0			0	0	0	0	0
Undervotes	19			9	10	0	0	0
Contest Totals	440			233	199	7	1	0

### Proposition D – Collin County

Vote For 1

	TOTAL	VOTE %		Election Day	Early Voting	Ballots By Mail	Provisional	Limited Ballot
For	236	56.06%	<div><div></div></div>	129	104	2	1	0
Against	185	43.94%	<div><div></div></div>	94	86	5	0	0
Total Votes Cast	421	100.00%	<div><div></div></div>	223	190	7	1	0
Overvotes	0			0	0	0	0	0
Undervotes	19			10	9	0	0	0
Contest Totals	440			233	199	7	1	0

### Proposition E – Collin County

Vote For 1

	TOTAL	VOTE %		Election Day	Early Voting	Ballots By Mail	Provisional	Limited Ballot
For	302	70.73%	<div><div></div></div>	167	133	2	0	0
Against	125	29.27%	<div><div></div></div>	61	58	5	1	0
Total Votes Cast	427	100.00%	<div><div></div></div>	228	191	7	1	0
Overvotes	0			0	0	0	0	0
Undervotes	13			5	8	0	0	0
Contest Totals	440			233	199	7	1	0

### Proposition A – City of Melissa

Vote For 1

	TOTAL	VOTE %		Election Day	Early Voting	Ballots By Mail	Provisional	Limited Ballot
FOR	0			0	0	0	0	0
AGAINST	0			0	0	0	0	0
Total Votes Cast	0			0	0	0	0	0
Overvotes	0			0	0	0	0	0
Undervotes	0			0	0	0	0	0
Contest Totals	0			0	0	0	0	0



## PCT 004

### Proposition B – City of Melissa

Vote For 1

	TOTAL	VOTE %	Election Day	Early Voting	Ballots By Mail	Provision al	Limited Ballot
FOR	0		0	0	0	0	0
AGAINST	0		0	0	0	0	0
Total Votes Cast	0		0	0	0	0	0
Overvotes	0		0	0	0	0	0
Undervotes	0		0	0	0	0	0
Contest Totals	0		0	0	0	0	0

### Proposition C – City of Melissa

Vote For 1

	TOTAL	VOTE %	Election Day	Early Voting	Ballots By Mail	Provision al	Limited Ballot
FOR	0		0	0	0	0	0
AGAINST	0		0	0	0	0	0
Total Votes Cast	0		0	0	0	0	0
Overvotes	0		0	0	0	0	0
Undervotes	0		0	0	0	0	0
Contest Totals	0		0	0	0	0	0

### Proposition D – City of Melissa

Vote For 1

	TOTAL	VOTE %	Election Day	Early Voting	Ballots By Mail	Provision al	Limited Ballot
FOR	0		0	0	0	0	0
AGAINST	0		0	0	0	0	0
Total Votes Cast	0		0	0	0	0	0
Overvotes	0		0	0	0	0	0
Undervotes	0		0	0	0	0	0
Contest Totals	0		0	0	0	0	0

### Proposition E – City of Melissa

Vote For 1

	TOTAL	VOTE %	Election Day	Early Voting	Ballots By Mail	Provision al	Limited Ballot
FOR	0		0	0	0	0	0
AGAINST	0		0	0	0	0	0
Total Votes Cast	0		0	0	0	0	0
Overvotes	0		0	0	0	0	0
Undervotes	0		0	0	0	0	0
Contest Totals	0		0	0	0	0	0

## PCT 004

### Proposition F – City of Melissa

Vote For 1

	TOTAL	VOTE %	Election Day	Early Voting	Ballots By Mail	Provision al	Limited Ballot
FOR	0		0	0	0	0	0
AGAINST	0		0	0	0	0	0
Total Votes Cast	0		0	0	0	0	0
Overvotes	0		0	0	0	0	0
Undervotes	0		0	0	0	0	0
Contest Totals	0		0	0	0	0	0

### Proposition G – City of Melissa

Vote For 1

	TOTAL	VOTE %	Election Day	Early Voting	Ballots By Mail	Provision al	Limited Ballot
FOR	0		0	0	0	0	0
AGAINST	0		0	0	0	0	0
Total Votes Cast	0		0	0	0	0	0
Overvotes	0		0	0	0	0	0
Undervotes	0		0	0	0	0	0
Contest Totals	0		0	0	0	0	0

### Proposition H – City of Melissa

Vote For 1

	TOTAL	VOTE %	Election Day	Early Voting	Ballots By Mail	Provision al	Limited Ballot
FOR	0		0	0	0	0	0
AGAINST	0		0	0	0	0	0
Total Votes Cast	0		0	0	0	0	0
Overvotes	0		0	0	0	0	0
Undervotes	0		0	0	0	0	0
Contest Totals	0		0	0	0	0	0

### Proposition I – City of Melissa

Vote For 1

	TOTAL	VOTE %	Election Day	Early Voting	Ballots By Mail	Provision al	Limited Ballot
FOR	0		0	0	0	0	0
AGAINST	0		0	0	0	0	0
Total Votes Cast	0		0	0	0	0	0
Overvotes	0		0	0	0	0	0
Undervotes	0		0	0	0	0	0
Contest Totals	0		0	0	0	0	0

## PCT 004

### Proposition J – City of Melissa

Vote For 1

	TOTAL	VOTE %	Election Day	Early Voting	Ballots By Mail	Provision al	Limited Ballot
FOR	0		0	0	0	0	0
AGAINST	0		0	0	0	0	0
Total Votes Cast	0		0	0	0	0	0
Overvotes	0		0	0	0	0	0
Undervotes	0		0	0	0	0	0
Contest Totals	0		0	0	0	0	0

### Proposition K – City of Melissa

Vote For 1

	TOTAL	VOTE %	Election Day	Early Voting	Ballots By Mail	Provision al	Limited Ballot
FOR	0		0	0	0	0	0
AGAINST	0		0	0	0	0	0
Total Votes Cast	0		0	0	0	0	0
Overvotes	0		0	0	0	0	0
Undervotes	0		0	0	0	0	0
Contest Totals	0		0	0	0	0	0

### Proposition L – City of Melissa

Vote For 1

	TOTAL	VOTE %	Election Day	Early Voting	Ballots By Mail	Provision al	Limited Ballot
FOR	0		0	0	0	0	0
AGAINST	0		0	0	0	0	0
Total Votes Cast	0		0	0	0	0	0
Overvotes	0		0	0	0	0	0
Undervotes	0		0	0	0	0	0
Contest Totals	0		0	0	0	0	0

### Proposition M – City of Melissa

Vote For 1

	TOTAL	VOTE %	Election Day	Early Voting	Ballots By Mail	Provision al	Limited Ballot
FOR	0		0	0	0	0	0
AGAINST	0		0	0	0	0	0
Total Votes Cast	0		0	0	0	0	0
Overvotes	0		0	0	0	0	0
Undervotes	0		0	0	0	0	0
Contest Totals	0		0	0	0	0	0

## PCT 005

### Proposition 1 – State of Texas

Vote For 1

	TOTAL	VOTE %		Election Day	Early Voting	Ballots By Mail	Provision al	Limited Ballot
For	142	71.36%	<div><div></div></div>	45	93	4	0	0
Against	57	28.64%	<div><div></div></div>	18	38	1	0	0
Total Votes Cast	199	100.00%	<div><div></div></div>	63	131	5	0	0
Overvotes	0			0	0	0	0	0
Undervotes	2			1	1	0	0	0
Contest Totals	201			64	132	5	0	0

### Proposition 2 – State of Texas

Vote For 1

	TOTAL	VOTE %		Election Day	Early Voting	Ballots By Mail	Provision al	Limited Ballot
For	109	55.05%	<div><div></div></div>	37	69	3	0	0
Against	89	44.95%	<div><div></div></div>	26	61	2	0	0
Total Votes Cast	198	100.00%	<div><div></div></div>	63	130	5	0	0
Overvotes	0			0	0	0	0	0
Undervotes	3			1	2	0	0	0
Contest Totals	201			64	132	5	0	0

### Proposition 3 – State of Texas

Vote For 1

	TOTAL	VOTE %		Election Day	Early Voting	Ballots By Mail	Provision al	Limited Ballot
For	125	64.10%	<div><div></div></div>	42	82	1	0	0
Against	70	35.90%	<div><div></div></div>	20	46	4	0	0
Total Votes Cast	195	100.00%	<div><div></div></div>	62	128	5	0	0
Overvotes	0			0	0	0	0	0
Undervotes	6			2	4	0	0	0
Contest Totals	201			64	132	5	0	0

### Proposition 4 – State of Texas

Vote For 1

	TOTAL	VOTE %		Election Day	Early Voting	Ballots By Mail	Provision al	Limited Ballot
For	164	83.25%	<div><div></div></div>	48	111	5	0	0
Against	33	16.75%	<div><div></div></div>	15	18	0	0	0
Total Votes Cast	197	100.00%	<div><div></div></div>	63	129	5	0	0
Overvotes	0			0	0	0	0	0
Undervotes	4			1	3	0	0	0
Contest Totals	201			64	132	5	0	0

## PCT 005

### Proposition 5 – State of Texas

Vote For 1

	TOTAL	VOTE %		Election Day	Early Voting	Ballots By Mail	Provisional	Limited Ballot
For	113	57.36%	<div><div></div></div>	35	73	5	0	0
Against	84	42.64%	<div><div></div></div>	27	57	0	0	0
Total Votes Cast	197	100.00%	<div><div></div></div>	62	130	5	0	0
Overvotes	0			0	0	0	0	0
Undervotes	4			2	2	0	0	0
Contest Totals	201			64	132	5	0	0

### Proposition 6 – State of Texas

Vote For 1

	TOTAL	VOTE %		Election Day	Early Voting	Ballots By Mail	Provisional	Limited Ballot
For	136	69.04%	<div><div></div></div>	46	85	5	0	0
Against	61	30.96%	<div><div></div></div>	17	44	0	0	0
Total Votes Cast	197	100.00%	<div><div></div></div>	63	129	5	0	0
Overvotes	0			0	0	0	0	0
Undervotes	4			1	3	0	0	0
Contest Totals	201			64	132	5	0	0

### Proposition 7 – State of Texas

Vote For 1

	TOTAL	VOTE %		Election Day	Early Voting	Ballots By Mail	Provisional	Limited Ballot
For	123	62.76%	<div><div></div></div>	41	78	4	0	0
Against	73	37.24%	<div><div></div></div>	21	51	1	0	0
Total Votes Cast	196	100.00%	<div><div></div></div>	62	129	5	0	0
Overvotes	0			0	0	0	0	0
Undervotes	5			2	3	0	0	0
Contest Totals	201			64	132	5	0	0

### Proposition 8 – State of Texas

Vote For 1

	TOTAL	VOTE %		Election Day	Early Voting	Ballots By Mail	Provisional	Limited Ballot
For	125	64.10%	<div><div></div></div>	41	79	5	0	0
Against	70	35.90%	<div><div></div></div>	20	50	0	0	0
Total Votes Cast	195	100.00%	<div><div></div></div>	61	129	5	0	0
Overvotes	0			0	0	0	0	0
Undervotes	6			3	3	0	0	0
Contest Totals	201			64	132	5	0	0

## PCT 005

### Proposition 9 – State of Texas

Vote For 1

	TOTAL	VOTE %		Election Day	Early Voting	Ballots By Mail	Provisional	Limited Ballot
For	159	80.71%	<div><div></div></div>	47	107	5	0	0
Against	38	19.29%	<div><div></div></div>	15	23	0	0	0
Total Votes Cast	197	100.00%	<div><div></div></div>	62	130	5	0	0
Overvotes	0			0	0	0	0	0
Undervotes	4			2	2	0	0	0
Contest Totals	201			64	132	5	0	0

### Proposition 10 – State of Texas

Vote For 1

	TOTAL	VOTE %		Election Day	Early Voting	Ballots By Mail	Provisional	Limited Ballot
For	92	47.42%	<div><div></div></div>	28	59	5	0	0
Against	102	52.58%	<div><div></div></div>	34	68	0	0	0
Total Votes Cast	194	100.00%	<div><div></div></div>	62	127	5	0	0
Overvotes	0			0	0	0	0	0
Undervotes	7			2	5	0	0	0
Contest Totals	201			64	132	5	0	0

### Proposition 11 – State of Texas

Vote For 1

	TOTAL	VOTE %		Election Day	Early Voting	Ballots By Mail	Provisional	Limited Ballot
For	107	55.44%	<div><div></div></div>	34	70	3	0	0
Against	86	44.56%	<div><div></div></div>	28	56	2	0	0
Total Votes Cast	193	100.00%	<div><div></div></div>	62	126	5	0	0
Overvotes	0			0	0	0	0	0
Undervotes	8			2	6	0	0	0
Contest Totals	201			64	132	5	0	0

### Proposition 12 – State of Texas

Vote For 1

	TOTAL	VOTE %		Election Day	Early Voting	Ballots By Mail	Provisional	Limited Ballot
For	100	54.05%	<div><div></div></div>	30	70	0	0	0
Against	85	45.95%	<div><div></div></div>	26	54	5	0	0
Total Votes Cast	185	100.00%	<div><div></div></div>	56	124	5	0	0
Overvotes	0			0	0	0	0	0
Undervotes	16			8	8	0	0	0
Contest Totals	201			64	132	5	0	0

## PCT 005

### Proposition 13 – State of Texas

Vote For 1

	TOTAL	VOTE %		Election Day	Early Voting	Ballots By Mail	Provisional	Limited Ballot
For	85	44.04%	<div><div></div></div>	28	57	0	0	0
Against	108	55.96%	<div><div></div></div>	33	70	5	0	0
Total Votes Cast	193	100.00%	<div><div></div></div>	61	127	5	0	0
Overvotes	0			0	0	0	0	0
Undervotes	8			3	5	0	0	0
Contest Totals	201			64	132	5	0	0

### Proposition 14 – State of Texas

Vote For 1

	TOTAL	VOTE %		Election Day	Early Voting	Ballots By Mail	Provisional	Limited Ballot
For	137	69.54%	<div><div></div></div>	45	87	5	0	0
Against	60	30.46%	<div><div></div></div>	17	43	0	0	0
Total Votes Cast	197	100.00%	<div><div></div></div>	62	130	5	0	0
Overvotes	0			0	0	0	0	0
Undervotes	4			2	2	0	0	0
Contest Totals	201			64	132	5	0	0

### Proposition A – Collin County

Vote For 1

	TOTAL	VOTE %		Election Day	Early Voting	Ballots By Mail	Provisional	Limited Ballot
For	101	51.79%	<div><div></div></div>	29	67	5	0	0
Against	94	48.21%	<div><div></div></div>	33	61	0	0	0
Total Votes Cast	195	100.00%	<div><div></div></div>	62	128	5	0	0
Overvotes	0			0	0	0	0	0
Undervotes	6			2	4	0	0	0
Contest Totals	201			64	132	5	0	0

### Proposition B – Collin County

Vote For 1

	TOTAL	VOTE %		Election Day	Early Voting	Ballots By Mail	Provisional	Limited Ballot
For	132	65.67%	<div><div></div></div>	42	85	5	0	0
Against	69	34.33%	<div><div></div></div>	22	47	0	0	0
Total Votes Cast	201	100.00%	<div><div></div></div>	64	132	5	0	0
Overvotes	0			0	0	0	0	0
Undervotes	0			0	0	0	0	0
Contest Totals	201			64	132	5	0	0

## PCT 005

### Proposition C – Collin County

Vote For 1

	TOTAL	VOTE %		Election Day	Early Voting	Ballots By Mail	Provisional	Limited Ballot
For	96	48.24%	<div><div></div></div>	26	69	1	0	0
Against	103	51.76%	<div><div></div></div>	38	61	4	0	0
Total Votes Cast	199	100.00%	<div><div></div></div>	64	130	5	0	0
Overvotes	0			0	0	0	0	0
Undervotes	2			0	2	0	0	0
Contest Totals	201			64	132	5	0	0

### Proposition D – Collin County

Vote For 1

	TOTAL	VOTE %		Election Day	Early Voting	Ballots By Mail	Provisional	Limited Ballot
For	102	51.52%	<div><div></div></div>	34	65	3	0	0
Against	96	48.48%	<div><div></div></div>	30	64	2	0	0
Total Votes Cast	198	100.00%	<div><div></div></div>	64	129	5	0	0
Overvotes	0			0	0	0	0	0
Undervotes	3			0	3	0	0	0
Contest Totals	201			64	132	5	0	0

### Proposition E – Collin County

Vote For 1

	TOTAL	VOTE %		Election Day	Early Voting	Ballots By Mail	Provisional	Limited Ballot
For	139	69.85%	<div><div></div></div>	45	91	3	0	0
Against	60	30.15%	<div><div></div></div>	19	39	2	0	0
Total Votes Cast	199	100.00%	<div><div></div></div>	64	130	5	0	0
Overvotes	0			0	0	0	0	0
Undervotes	2			0	2	0	0	0
Contest Totals	201			64	132	5	0	0

### Proposition A – City of Allen

Vote For 1

	TOTAL	VOTE %		Election Day	Early Voting	Ballots By Mail	Provisional	Limited Ballot
For	141	70.50%	<div><div></div></div>	43	93	5	0	0
Against	59	29.50%	<div><div></div></div>	21	38	0	0	0
Total Votes Cast	200	100.00%	<div><div></div></div>	64	131	5	0	0
Overvotes	0			0	0	0	0	0
Undervotes	1			0	1	0	0	0
Contest Totals	201			64	132	5	0	0



## PCT 005

### Proposition B – City of Allen

Vote For 1

	TOTAL	VOTE %		Election Day	Early Voting	Ballots By Mail	Provisional	Limited Ballot
For	99	49.25%	<div><div></div></div>	31	65	3	0	0
Against	102	50.75%	<div><div></div></div>	33	67	2	0	0
Total Votes Cast	201	100.00%	<div><div></div></div>	64	132	5	0	0
Overvotes	0			0	0	0	0	0
Undervotes	0			0	0	0	0	0
Contest Totals	201			64	132	5	0	0

### Proposition C – City of Allen

Vote For 1

	TOTAL	VOTE %		Election Day	Early Voting	Ballots By Mail	Provisional	Limited Ballot
For	78	39.00%	<div><div></div></div>	26	51	1	0	0
Against	122	61.00%	<div><div></div></div>	38	80	4	0	0
Total Votes Cast	200	100.00%	<div><div></div></div>	64	131	5	0	0
Overvotes	0			0	0	0	0	0
Undervotes	1			0	1	0	0	0
Contest Totals	201			64	132	5	0	0

### Proposition D – City of Allen

Vote For 1

	TOTAL	VOTE %		Election Day	Early Voting	Ballots By Mail	Provisional	Limited Ballot
For	115	57.21%	<div><div></div></div>	37	73	5	0	0
Against	86	42.79%	<div><div></div></div>	27	59	0	0	0
Total Votes Cast	201	100.00%	<div><div></div></div>	64	132	5	0	0
Overvotes	0			0	0	0	0	0
Undervotes	0			0	0	0	0	0
Contest Totals	201			64	132	5	0	0

### Proposition E – City of Allen

Vote For 1

	TOTAL	VOTE %		Election Day	Early Voting	Ballots By Mail	Provisional	Limited Ballot
For	125	62.50%	<div><div></div></div>	37	83	5	0	0
Against	75	37.50%	<div><div></div></div>	27	48	0	0	0
Total Votes Cast	200	100.00%	<div><div></div></div>	64	131	5	0	0
Overvotes	0			0	0	0	0	0
Undervotes	1			0	1	0	0	0
Contest Totals	201			64	132	5	0	0

## PCT 006

### Proposition 1 – State of Texas

Vote For 1

	TOTAL	VOTE %		Election Day	Early Voting	Ballots By Mail	Provisional	Limited Ballot
For	113	71.52%	<div><div></div></div>	45	67	1	0	0
Against	45	28.48%	<div><div></div></div>	15	30	0	0	0
Total Votes Cast	158	100.00%	<div><div></div></div>	60	97	1	0	0
Overvotes	0			0	0	0	0	0
Undervotes	1			1	0	0	0	0
Contest Totals	159			61	97	1	0	0

### Proposition 2 – State of Texas

Vote For 1

	TOTAL	VOTE %		Election Day	Early Voting	Ballots By Mail	Provisional	Limited Ballot
For	96	62.34%	<div><div></div></div>	37	59	0	0	0
Against	58	37.66%	<div><div></div></div>	22	35	1	0	0
Total Votes Cast	154	100.00%	<div><div></div></div>	59	94	1	0	0
Overvotes	0			0	0	0	0	0
Undervotes	5			2	3	0	0	0
Contest Totals	159			61	97	1	0	0

### Proposition 3 – State of Texas

Vote For 1

	TOTAL	VOTE %		Election Day	Early Voting	Ballots By Mail	Provisional	Limited Ballot
For	94	60.65%	<div><div></div></div>	39	55	0	0	0
Against	61	39.35%	<div><div></div></div>	20	40	1	0	0
Total Votes Cast	155	100.00%	<div><div></div></div>	59	95	1	0	0
Overvotes	0			0	0	0	0	0
Undervotes	4			2	2	0	0	0
Contest Totals	159			61	97	1	0	0

### Proposition 4 – State of Texas

Vote For 1

	TOTAL	VOTE %		Election Day	Early Voting	Ballots By Mail	Provisional	Limited Ballot
For	126	80.25%	<div><div></div></div>	50	75	1	0	0
Against	31	19.75%	<div><div></div></div>	9	22	0	0	0
Total Votes Cast	157	100.00%	<div><div></div></div>	59	97	1	0	0
Overvotes	0			0	0	0	0	0
Undervotes	2			2	0	0	0	0
Contest Totals	159			61	97	1	0	0

## PCT 006

### Proposition 5 – State of Texas

Vote For 1

	TOTAL	VOTE %		Election Day	Early Voting	Ballots By Mail	Provisional	Limited Ballot
For	99	63.46%	<div><div></div></div>	38	61	0	0	0
Against	57	36.54%	<div><div></div></div>	20	36	1	0	0
Total Votes Cast	156	100.00%	<div><div></div></div>	58	97	1	0	0
Overvotes	0			0	0	0	0	0
Undervotes	3			3	0	0	0	0
Contest Totals	159			61	97	1	0	0

### Proposition 6 – State of Texas

Vote For 1

	TOTAL	VOTE %		Election Day	Early Voting	Ballots By Mail	Provisional	Limited Ballot
For	124	78.48%	<div><div></div></div>	49	75	0	0	0
Against	34	21.52%	<div><div></div></div>	11	22	1	0	0
Total Votes Cast	158	100.00%	<div><div></div></div>	60	97	1	0	0
Overvotes	0			0	0	0	0	0
Undervotes	1			1	0	0	0	0
Contest Totals	159			61	97	1	0	0

### Proposition 7 – State of Texas

Vote For 1

	TOTAL	VOTE %		Election Day	Early Voting	Ballots By Mail	Provisional	Limited Ballot
For	99	63.46%	<div><div></div></div>	44	55	0	0	0
Against	57	36.54%	<div><div></div></div>	15	41	1	0	0
Total Votes Cast	156	100.00%	<div><div></div></div>	59	96	1	0	0
Overvotes	0			0	0	0	0	0
Undervotes	3			2	1	0	0	0
Contest Totals	159			61	97	1	0	0

### Proposition 8 – State of Texas

Vote For 1

	TOTAL	VOTE %		Election Day	Early Voting	Ballots By Mail	Provisional	Limited Ballot
For	111	71.15%	<div><div></div></div>	43	68	0	0	0
Against	45	28.85%	<div><div></div></div>	16	28	1	0	0
Total Votes Cast	156	100.00%	<div><div></div></div>	59	96	1	0	0
Overvotes	0			0	0	0	0	0
Undervotes	3			2	1	0	0	0
Contest Totals	159			61	97	1	0	0

## PCT 006

### Proposition 9 – State of Texas

Vote For 1

	TOTAL	VOTE %		Election Day	Early Voting	Ballots By Mail	Provisional	Limited Ballot
For	129	81.65%	<div><div></div></div>	52	77	0	0	0
Against	29	18.35%	<div><div></div></div>	9	19	1	0	0
Total Votes Cast	158	100.00%	<div><div></div></div>	61	96	1	0	0
Overvotes	0			0	0	0	0	0
Undervotes	1			0	1	0	0	0
Contest Totals	159			61	97	1	0	0

### Proposition 10 – State of Texas

Vote For 1

	TOTAL	VOTE %		Election Day	Early Voting	Ballots By Mail	Provisional	Limited Ballot
For	65	41.94%	<div><div></div></div>	23	41	1	0	0
Against	90	58.06%	<div><div></div></div>	36	54	0	0	0
Total Votes Cast	155	100.00%	<div><div></div></div>	59	95	1	0	0
Overvotes	0			0	0	0	0	0
Undervotes	4			2	2	0	0	0
Contest Totals	159			61	97	1	0	0

### Proposition 11 – State of Texas

Vote For 1

	TOTAL	VOTE %		Election Day	Early Voting	Ballots By Mail	Provisional	Limited Ballot
For	87	58.39%	<div><div></div></div>	35	52	0	0	0
Against	62	41.61%	<div><div></div></div>	21	41	0	0	0
Total Votes Cast	149	100.00%	<div><div></div></div>	56	93	0	0	0
Overvotes	0			0	0	0	0	0
Undervotes	10			5	4	1	0	0
Contest Totals	159			61	97	1	0	0

### Proposition 12 – State of Texas

Vote For 1

	TOTAL	VOTE %		Election Day	Early Voting	Ballots By Mail	Provisional	Limited Ballot
For	71	49.65%	<div><div></div></div>	26	45	0	0	0
Against	72	50.35%	<div><div></div></div>	27	45	0	0	0
Total Votes Cast	143	100.00%	<div><div></div></div>	53	90	0	0	0
Overvotes	0			0	0	0	0	0
Undervotes	16			8	7	1	0	0
Contest Totals	159			61	97	1	0	0

## PCT 006

### Proposition 13 – State of Texas

Vote For 1

	TOTAL	VOTE %		Election Day	Early Voting	Ballots By Mail	Provisional	Limited Ballot
For	54	35.29%	<div><div></div></div>	21	33	0	0	0
Against	99	64.71%	<div><div></div></div>	37	62	0	0	0
Total Votes Cast	153	100.00%	<div><div></div></div>	58	95	0	0	0
Overvotes	0			0	0	0	0	0
Undervotes	6			3	2	1	0	0
Contest Totals	159			61	97	1	0	0

### Proposition 14 – State of Texas

Vote For 1

	TOTAL	VOTE %		Election Day	Early Voting	Ballots By Mail	Provisional	Limited Ballot
For	121	77.56%	<div><div></div></div>	48	73	0	0	0
Against	35	22.44%	<div><div></div></div>	12	23	0	0	0
Total Votes Cast	156	100.00%	<div><div></div></div>	60	96	0	0	0
Overvotes	0			0	0	0	0	0
Undervotes	3			1	1	1	0	0
Contest Totals	159			61	97	1	0	0

### Proposition A – Collin County

Vote For 1

	TOTAL	VOTE %		Election Day	Early Voting	Ballots By Mail	Provisional	Limited Ballot
For	74	48.05%	<div><div></div></div>	30	44	0	0	0
Against	80	51.95%	<div><div></div></div>	28	52	0	0	0
Total Votes Cast	154	100.00%	<div><div></div></div>	58	96	0	0	0
Overvotes	0			0	0	0	0	0
Undervotes	5			3	1	1	0	0
Contest Totals	159			61	97	1	0	0

### Proposition B – Collin County

Vote For 1

	TOTAL	VOTE %		Election Day	Early Voting	Ballots By Mail	Provisional	Limited Ballot
For	100	65.36%	<div><div></div></div>	38	62	0	0	0
Against	53	34.64%	<div><div></div></div>	21	32	0	0	0
Total Votes Cast	153	100.00%	<div><div></div></div>	59	94	0	0	0
Overvotes	0			0	0	0	0	0
Undervotes	6			2	3	1	0	0
Contest Totals	159			61	97	1	0	0

## PCT 006

### Proposition C – Collin County

Vote For 1

	TOTAL	VOTE %		Election Day	Early Voting	Ballots By Mail	Provisional	Limited Ballot
For	84	55.63%	<div><div></div></div>	33	51	0	0	0
Against	67	44.37%	<div><div></div></div>	22	45	0	0	0
Total Votes Cast	151	100.00%	<div><div></div></div>	55	96	0	0	0
Overvotes	0			0	0	0	0	0
Undervotes	8			6	1	1	0	0
Contest Totals	159			61	97	1	0	0

### Proposition D – Collin County

Vote For 1

	TOTAL	VOTE %		Election Day	Early Voting	Ballots By Mail	Provisional	Limited Ballot
For	82	53.59%	<div><div></div></div>	34	48	0	0	0
Against	71	46.41%	<div><div></div></div>	23	48	0	0	0
Total Votes Cast	153	100.00%	<div><div></div></div>	57	96	0	0	0
Overvotes	0			0	0	0	0	0
Undervotes	6			4	1	1	0	0
Contest Totals	159			61	97	1	0	0

### Proposition E – Collin County

Vote For 1

	TOTAL	VOTE %		Election Day	Early Voting	Ballots By Mail	Provisional	Limited Ballot
For	116	74.36%	<div><div></div></div>	49	67	0	0	0
Against	40	25.64%	<div><div></div></div>	11	29	0	0	0
Total Votes Cast	156	100.00%	<div><div></div></div>	60	96	0	0	0
Overvotes	0			0	0	0	0	0
Undervotes	3			1	1	1	0	0
Contest Totals	159			61	97	1	0	0

### Proposition A – City of Allen

Vote For 1

	TOTAL	VOTE %		Election Day	Early Voting	Ballots By Mail	Provisional	Limited Ballot
For	119	76.28%	<div><div></div></div>	46	73	0	0	0
Against	37	23.72%	<div><div></div></div>	14	23	0	0	0
Total Votes Cast	156	100.00%	<div><div></div></div>	60	96	0	0	0
Overvotes	0			0	0	0	0	0
Undervotes	3			1	1	1	0	0
Contest Totals	159			61	97	1	0	0

## PCT 006

### Proposition B – City of Allen

Vote For 1

	TOTAL	VOTE %		Election Day	Early Voting	Ballots By Mail	Provisional	Limited Ballot
For	79	51.63%	<div><div></div></div>	26	53	0	0	0
Against	74	48.37%	<div><div></div></div>	33	41	0	0	0
Total Votes Cast	153	100.00%	<div><div></div></div>	59	94	0	0	0
Overvotes	0			0	0	0	0	0
Undervotes	6			2	3	1	0	0
Contest Totals	159			61	97	1	0	0

### Proposition C – City of Allen

Vote For 1

	TOTAL	VOTE %		Election Day	Early Voting	Ballots By Mail	Provisional	Limited Ballot
For	65	41.94%	<div><div></div></div>	24	41	0	0	0
Against	90	58.06%	<div><div></div></div>	35	55	0	0	0
Total Votes Cast	155	100.00%	<div><div></div></div>	59	96	0	0	0
Overvotes	0			0	0	0	0	0
Undervotes	4			2	1	1	0	0
Contest Totals	159			61	97	1	0	0

### Proposition D – City of Allen

Vote For 1

	TOTAL	VOTE %		Election Day	Early Voting	Ballots By Mail	Provisional	Limited Ballot
For	86	55.84%	<div><div></div></div>	37	49	0	0	0
Against	68	44.16%	<div><div></div></div>	21	47	0	0	0
Total Votes Cast	154	100.00%	<div><div></div></div>	58	96	0	0	0
Overvotes	0			0	0	0	0	0
Undervotes	5			3	1	1	0	0
Contest Totals	159			61	97	1	0	0

### Proposition E – City of Allen

Vote For 1

	TOTAL	VOTE %		Election Day	Early Voting	Ballots By Mail	Provisional	Limited Ballot
For	85	55.19%	<div><div></div></div>	34	51	0	0	0
Against	69	44.81%	<div><div></div></div>	25	44	0	0	0
Total Votes Cast	154	100.00%	<div><div></div></div>	59	95	0	0	0
Overvotes	0			0	0	0	0	0
Undervotes	5			2	2	1	0	0
Contest Totals	159			61	97	1	0	0

## PCT 007

### Proposition 1 – State of Texas

Vote For 1

	TOTAL	VOTE %		Election Day	Early Voting	Ballots By Mail	Provisional	Limited Ballot
For	163	74.77%	<div><div></div></div>	70	93	0	0	0
Against	55	25.23%	<div><div></div></div>	20	35	0	0	0
Total Votes Cast	218	100.00%	<div><div></div></div>	90	128	0	0	0
Overvotes	0			0	0	0	0	0
Undervotes	9			3	5	1	0	0
Contest Totals	227			93	133	1	0	0

### Proposition 2 – State of Texas

Vote For 1

	TOTAL	VOTE %		Election Day	Early Voting	Ballots By Mail	Provisional	Limited Ballot
For	135	62.79%	<div><div></div></div>	62	72	1	0	0
Against	80	37.21%	<div><div></div></div>	27	53	0	0	0
Total Votes Cast	215	100.00%	<div><div></div></div>	89	125	1	0	0
Overvotes	0			0	0	0	0	0
Undervotes	12			4	8	0	0	0
Contest Totals	227			93	133	1	0	0

### Proposition 3 – State of Texas

Vote For 1

	TOTAL	VOTE %		Election Day	Early Voting	Ballots By Mail	Provisional	Limited Ballot
For	158	72.81%	<div><div></div></div>	57	101	0	0	0
Against	59	27.19%	<div><div></div></div>	32	27	0	0	0
Total Votes Cast	217	100.00%	<div><div></div></div>	89	128	0	0	0
Overvotes	0			0	0	0	0	0
Undervotes	10			4	5	1	0	0
Contest Totals	227			93	133	1	0	0

### Proposition 4 – State of Texas

Vote For 1

	TOTAL	VOTE %		Election Day	Early Voting	Ballots By Mail	Provisional	Limited Ballot
For	194	88.58%	<div><div></div></div>	77	116	1	0	0
Against	25	11.42%	<div><div></div></div>	13	12	0	0	0
Total Votes Cast	219	100.00%	<div><div></div></div>	90	128	1	0	0
Overvotes	0			0	0	0	0	0
Undervotes	8			3	5	0	0	0
Contest Totals	227			93	133	1	0	0



## PCT 007

### Proposition 5 – State of Texas

Vote For 1

	TOTAL	VOTE %		Election Day	Early Voting	Ballots By Mail	Provisional	Limited Ballot
For	120	55.56%	<div><div></div></div>	50	69	1	0	0
Against	96	44.44%	<div><div></div></div>	39	57	0	0	0
Total Votes Cast	216	100.00%	<div><div></div></div>	89	126	1	0	0
Overvotes	0			0	0	0	0	0
Undervotes	11			4	7	0	0	0
Contest Totals	227			93	133	1	0	0

### Proposition 6 – State of Texas

Vote For 1

	TOTAL	VOTE %		Election Day	Early Voting	Ballots By Mail	Provisional	Limited Ballot
For	165	75.69%	<div><div></div></div>	66	98	1	0	0
Against	53	24.31%	<div><div></div></div>	23	30	0	0	0
Total Votes Cast	218	100.00%	<div><div></div></div>	89	128	1	0	0
Overvotes	0			0	0	0	0	0
Undervotes	9			4	5	0	0	0
Contest Totals	227			93	133	1	0	0

### Proposition 7 – State of Texas

Vote For 1

	TOTAL	VOTE %		Election Day	Early Voting	Ballots By Mail	Provisional	Limited Ballot
For	140	64.22%	<div><div></div></div>	55	84	1	0	0
Against	78	35.78%	<div><div></div></div>	33	45	0	0	0
Total Votes Cast	218	100.00%	<div><div></div></div>	88	129	1	0	0
Overvotes	0			0	0	0	0	0
Undervotes	9			5	4	0	0	0
Contest Totals	227			93	133	1	0	0

### Proposition 8 – State of Texas

Vote For 1

	TOTAL	VOTE %		Election Day	Early Voting	Ballots By Mail	Provisional	Limited Ballot
For	145	67.44%	<div><div></div></div>	63	82	0	0	0
Against	70	32.56%	<div><div></div></div>	24	46	0	0	0
Total Votes Cast	215	100.00%	<div><div></div></div>	87	128	0	0	0
Overvotes	0			0	0	0	0	0
Undervotes	12			6	5	1	0	0
Contest Totals	227			93	133	1	0	0

## PCT 007

### Proposition 9 – State of Texas

Vote For 1

	TOTAL	VOTE %		Election Day	Early Voting	Ballots By Mail	Provisional	Limited Ballot
For	183	82.81%	<div><div></div></div>	78	104	1	0	0
Against	38	17.19%	<div><div></div></div>	13	25	0	0	0
Total Votes Cast	221	100.00%	<div><div></div></div>	91	129	1	0	0
Overvotes	0			0	0	0	0	0
Undervotes	6			2	4	0	0	0
Contest Totals	227			93	133	1	0	0

### Proposition 10 – State of Texas

Vote For 1

	TOTAL	VOTE %		Election Day	Early Voting	Ballots By Mail	Provisional	Limited Ballot
For	100	46.51%	<div><div></div></div>	42	57	1	0	0
Against	115	53.49%	<div><div></div></div>	45	70	0	0	0
Total Votes Cast	215	100.00%	<div><div></div></div>	87	127	1	0	0
Overvotes	0			0	0	0	0	0
Undervotes	12			6	6	0	0	0
Contest Totals	227			93	133	1	0	0

### Proposition 11 – State of Texas

Vote For 1

	TOTAL	VOTE %		Election Day	Early Voting	Ballots By Mail	Provisional	Limited Ballot
For	119	58.91%	<div><div></div></div>	47	72	0	0	0
Against	83	41.09%	<div><div></div></div>	37	46	0	0	0
Total Votes Cast	202	100.00%	<div><div></div></div>	84	118	0	0	0
Overvotes	0			0	0	0	0	0
Undervotes	25			9	15	1	0	0
Contest Totals	227			93	133	1	0	0

### Proposition 12 – State of Texas

Vote For 1

	TOTAL	VOTE %		Election Day	Early Voting	Ballots By Mail	Provisional	Limited Ballot
For	86	45.26%	<div><div></div></div>	35	51	0	0	0
Against	104	54.74%	<div><div></div></div>	45	59	0	0	0
Total Votes Cast	190	100.00%	<div><div></div></div>	80	110	0	0	0
Overvotes	0			0	0	0	0	0
Undervotes	37			13	23	1	0	0
Contest Totals	227			93	133	1	0	0

## PCT 007

### Proposition 13 – State of Texas

Vote For 1

	TOTAL	VOTE %		Election Day	Early Voting	Ballots By Mail	Provisional	Limited Ballot
For	73	35.10%	<div><div></div></div>	30	43	0	0	0
Against	135	64.90%	<div><div></div></div>	59	76	0	0	0
Total Votes Cast	208	100.00%	<div><div></div></div>	89	119	0	0	0
Overvotes	0			0	0	0	0	0
Undervotes	19			4	14	1	0	0
Contest Totals	227			93	133	1	0	0

### Proposition 14 – State of Texas

Vote For 1

	TOTAL	VOTE %		Election Day	Early Voting	Ballots By Mail	Provisional	Limited Ballot
For	150	69.12%	<div><div></div></div>	62	87	1	0	0
Against	67	30.88%	<div><div></div></div>	28	39	0	0	0
Total Votes Cast	217	100.00%	<div><div></div></div>	90	126	1	0	0
Overvotes	0			0	0	0	0	0
Undervotes	10			3	7	0	0	0
Contest Totals	227			93	133	1	0	0

### Proposition A – Collin County

Vote For 1

	TOTAL	VOTE %		Election Day	Early Voting	Ballots By Mail	Provisional	Limited Ballot
For	101	47.42%	<div><div></div></div>	38	62	1	0	0
Against	112	52.58%	<div><div></div></div>	50	62	0	0	0
Total Votes Cast	213	100.00%	<div><div></div></div>	88	124	1	0	0
Overvotes	0			0	0	0	0	0
Undervotes	14			5	9	0	0	0
Contest Totals	227			93	133	1	0	0

### Proposition B – Collin County

Vote For 1

	TOTAL	VOTE %		Election Day	Early Voting	Ballots By Mail	Provisional	Limited Ballot
For	141	64.98%	<div><div></div></div>	58	82	1	0	0
Against	76	35.02%	<div><div></div></div>	29	47	0	0	0
Total Votes Cast	217	100.00%	<div><div></div></div>	87	129	1	0	0
Overvotes	0			0	0	0	0	0
Undervotes	10			6	4	0	0	0
Contest Totals	227			93	133	1	0	0

## PCT 007

### Proposition C – Collin County

Vote For 1

	TOTAL	VOTE %		Election Day	Early Voting	Ballots By Mail	Provisional	Limited Ballot
For	100	47.39%	<div><div></div><div></div></div>	41	59	0	0	0
Against	111	52.61%	<div><div></div><div></div></div>	45	66	0	0	0
Total Votes Cast	211	100.00%	<div><div></div></div>	86	125	0	0	0
Overvotes	0			0	0	0	0	0
Undervotes	16			7	8	1	0	0
Contest Totals	227			93	133	1	0	0

### Proposition D – Collin County

Vote For 1

	TOTAL	VOTE %		Election Day	Early Voting	Ballots By Mail	Provisional	Limited Ballot
For	108	50.94%	<div><div></div><div></div></div>	46	62	0	0	0
Against	104	49.06%	<div><div></div><div></div></div>	41	63	0	0	0
Total Votes Cast	212	100.00%	<div><div></div></div>	87	125	0	0	0
Overvotes	0			0	0	0	0	0
Undervotes	15			6	8	1	0	0
Contest Totals	227			93	133	1	0	0

### Proposition E – Collin County

Vote For 1

	TOTAL	VOTE %		Election Day	Early Voting	Ballots By Mail	Provisional	Limited Ballot
For	155	71.43%	<div><div></div><div></div></div>	64	90	1	0	0
Against	62	28.57%	<div><div></div><div></div></div>	24	38	0	0	0
Total Votes Cast	217	100.00%	<div><div></div></div>	88	128	1	0	0
Overvotes	0			0	0	0	0	0
Undervotes	10			5	5	0	0	0
Contest Totals	227			93	133	1	0	0

### Proposition A – City of Allen

Vote For 1

	TOTAL	VOTE %		Election Day	Early Voting	Ballots By Mail	Provisional	Limited Ballot
For	160	72.73%	<div><div></div><div></div></div>	66	93	1	0	0
Against	60	27.27%	<div><div></div><div></div></div>	23	37	0	0	0
Total Votes Cast	220	100.00%	<div><div></div></div>	89	130	1	0	0
Overvotes	0			0	0	0	0	0
Undervotes	7			4	3	0	0	0
Contest Totals	227			93	133	1	0	0

## PCT 007

### Proposition B – City of Allen

Vote For 1

	TOTAL	VOTE %		Election Day	Early Voting	Ballots By Mail	Provisional	Limited Ballot
For	128	57.92%	<div><div></div><div></div></div>	51	77	0	0	0
Against	93	42.08%	<div><div></div><div></div></div>	39	54	0	0	0
Total Votes Cast	221	100.00%	<div><div></div><div></div></div>	90	131	0	0	0
Overvotes	0			0	0	0	0	0
Undervotes	6			3	2	1	0	0
Contest Totals	227			93	133	1	0	0

### Proposition C – City of Allen

Vote For 1

	TOTAL	VOTE %		Election Day	Early Voting	Ballots By Mail	Provisional	Limited Ballot
For	86	39.63%	<div><div></div><div></div></div>	37	49	0	0	0
Against	131	60.37%	<div><div></div><div></div></div>	52	79	0	0	0
Total Votes Cast	217	100.00%	<div><div></div><div></div></div>	89	128	0	0	0
Overvotes	0			0	0	0	0	0
Undervotes	10			4	5	1	0	0
Contest Totals	227			93	133	1	0	0

### Proposition D – City of Allen

Vote For 1

	TOTAL	VOTE %		Election Day	Early Voting	Ballots By Mail	Provisional	Limited Ballot
For	127	57.99%	<div><div></div><div></div></div>	48	78	1	0	0
Against	92	42.01%	<div><div></div><div></div></div>	41	51	0	0	0
Total Votes Cast	219	100.00%	<div><div></div><div></div></div>	89	129	1	0	0
Overvotes	0			0	0	0	0	0
Undervotes	8			4	4	0	0	0
Contest Totals	227			93	133	1	0	0

### Proposition E – City of Allen

Vote For 1

	TOTAL	VOTE %		Election Day	Early Voting	Ballots By Mail	Provisional	Limited Ballot
For	133	60.45%	<div><div></div><div></div></div>	49	83	1	0	0
Against	87	39.55%	<div><div></div><div></div></div>	42	45	0	0	0
Total Votes Cast	220	100.00%	<div><div></div><div></div></div>	91	128	1	0	0
Overvotes	0			0	0	0	0	0
Undervotes	7			2	5	0	0	0
Contest Totals	227			93	133	1	0	0

## PCT 008

### Proposition 1 – State of Texas

Vote For 1

	TOTAL	VOTE %		Election Day	Early Voting	Ballots By Mail	Provisional	Limited Ballot
For	449	80.47%	<div><div></div></div>	233	214	2	0	0
Against	109	19.53%	<div><div></div></div>	55	54	0	0	0
Total Votes Cast	558	100.00%	<div><div></div></div>	288	268	2	0	0
Overvotes	0			0	0	0	0	0
Undervotes	25			7	18	0	0	0
Contest Totals	583			295	286	2	0	0

### Proposition 2 – State of Texas

Vote For 1

	TOTAL	VOTE %		Election Day	Early Voting	Ballots By Mail	Provisional	Limited Ballot
For	321	60.11%	<div><div></div></div>	160	159	2	0	0
Against	213	39.89%	<div><div></div></div>	113	100	0	0	0
Total Votes Cast	534	100.00%	<div><div></div></div>	273	259	2	0	0
Overvotes	0			0	0	0	0	0
Undervotes	49			22	27	0	0	0
Contest Totals	583			295	286	2	0	0

### Proposition 3 – State of Texas

Vote For 1

	TOTAL	VOTE %		Election Day	Early Voting	Ballots By Mail	Provisional	Limited Ballot
For	384	72.18%	<div><div></div></div>	201	182	1	0	0
Against	148	27.82%	<div><div></div></div>	72	76	0	0	0
Total Votes Cast	532	100.00%	<div><div></div></div>	273	258	1	0	0
Overvotes	0			0	0	0	0	0
Undervotes	51			22	28	1	0	0
Contest Totals	583			295	286	2	0	0

### Proposition 4 – State of Texas

Vote For 1

	TOTAL	VOTE %		Election Day	Early Voting	Ballots By Mail	Provisional	Limited Ballot
For	498	89.57%	<div><div></div></div>	259	237	2	0	0
Against	58	10.43%	<div><div></div></div>	27	31	0	0	0
Total Votes Cast	556	100.00%	<div><div></div></div>	286	268	2	0	0
Overvotes	0			0	0	0	0	0
Undervotes	27			9	18	0	0	0
Contest Totals	583			295	286	2	0	0

## PCT 008

### Proposition 5 – State of Texas

Vote For 1

	TOTAL	VOTE %		Election Day	Early Voting	Ballots By Mail	Provisional	Limited Ballot
For	282	53.11%	<div><div></div></div>	142	139	1	0	0
Against	249	46.89%	<div><div></div></div>	132	116	1	0	0
Total Votes Cast	531	100.00%	<div><div></div></div>	274	255	2	0	0
Overvotes	0			0	0	0	0	0
Undervotes	52			21	31	0	0	0
Contest Totals	583			295	286	2	0	0

### Proposition 6 – State of Texas

Vote For 1

	TOTAL	VOTE %		Election Day	Early Voting	Ballots By Mail	Provisional	Limited Ballot
For	420	76.50%	<div><div></div></div>	215	203	2	0	0
Against	129	23.50%	<div><div></div></div>	67	62	0	0	0
Total Votes Cast	549	100.00%	<div><div></div></div>	282	265	2	0	0
Overvotes	0			0	0	0	0	0
Undervotes	34			13	21	0	0	0
Contest Totals	583			295	286	2	0	0

### Proposition 7 – State of Texas

Vote For 1

	TOTAL	VOTE %		Election Day	Early Voting	Ballots By Mail	Provisional	Limited Ballot
For	376	68.61%	<div><div></div></div>	193	181	2	0	0
Against	172	31.39%	<div><div></div></div>	90	82	0	0	0
Total Votes Cast	548	100.00%	<div><div></div></div>	283	263	2	0	0
Overvotes	0			0	0	0	0	0
Undervotes	35			12	23	0	0	0
Contest Totals	583			295	286	2	0	0

### Proposition 8 – State of Texas

Vote For 1

	TOTAL	VOTE %		Election Day	Early Voting	Ballots By Mail	Provisional	Limited Ballot
For	369	68.08%	<div><div></div></div>	193	174	2	0	0
Against	173	31.92%	<div><div></div></div>	85	88	0	0	0
Total Votes Cast	542	100.00%	<div><div></div></div>	278	262	2	0	0
Overvotes	0			0	0	0	0	0
Undervotes	41			17	24	0	0	0
Contest Totals	583			295	286	2	0	0

## PCT 008

### Proposition 9 – State of Texas

Vote For 1

	TOTAL	VOTE %		Election Day	Early Voting	Ballots By Mail	Provisional	Limited Ballot
For	446	80.51%	<div><div></div></div>	225	219	2	0	0
Against	108	19.49%	<div><div></div></div>	57	51	0	0	0
Total Votes Cast	554	100.00%	<div><div></div></div>	282	270	2	0	0
Overvotes	0			0	0	0	0	0
Undervotes	29			13	16	0	0	0
Contest Totals	583			295	286	2	0	0

### Proposition 10 – State of Texas

Vote For 1

	TOTAL	VOTE %		Election Day	Early Voting	Ballots By Mail	Provisional	Limited Ballot
For	273	52.40%	<div><div></div></div>	126	146	1	0	0
Against	248	47.60%	<div><div></div></div>	136	111	1	0	0
Total Votes Cast	521	100.00%	<div><div></div></div>	262	257	2	0	0
Overvotes	0			0	0	0	0	0
Undervotes	62			33	29	0	0	0
Contest Totals	583			295	286	2	0	0

### Proposition 11 – State of Texas

Vote For 1

	TOTAL	VOTE %		Election Day	Early Voting	Ballots By Mail	Provisional	Limited Ballot
For	285	56.10%	<div><div></div></div>	146	138	1	0	0
Against	223	43.90%	<div><div></div></div>	111	111	1	0	0
Total Votes Cast	508	100.00%	<div><div></div></div>	257	249	2	0	0
Overvotes	0			0	0	0	0	0
Undervotes	75			38	37	0	0	0
Contest Totals	583			295	286	2	0	0

### Proposition 12 – State of Texas

Vote For 1

	TOTAL	VOTE %		Election Day	Early Voting	Ballots By Mail	Provisional	Limited Ballot
For	257	54.33%	<div><div></div></div>	131	124	2	0	0
Against	216	45.67%	<div><div></div></div>	108	108	0	0	0
Total Votes Cast	473	100.00%	<div><div></div></div>	239	232	2	0	0
Overvotes	0			0	0	0	0	0
Undervotes	110			56	54	0	0	0
Contest Totals	583			295	286	2	0	0



## PCT 008

### Proposition 13 – State of Texas

Vote For 1

	TOTAL	VOTE %		Election Day	Early Voting	Ballots By Mail	Provisional	Limited Ballot
For	178	33.90%	<div><div></div></div>	89	88	1	0	0
Against	347	66.10%	<div><div></div></div>	179	167	1	0	0
Total Votes Cast	525	100.00%	<div><div></div></div>	268	255	2	0	0
Overvotes	0			0	0	0	0	0
Undervotes	58			27	31	0	0	0
Contest Totals	583			295	286	2	0	0

### Proposition 14 – State of Texas

Vote For 1

	TOTAL	VOTE %		Election Day	Early Voting	Ballots By Mail	Provisional	Limited Ballot
For	397	73.52%	<div><div></div></div>	204	192	1	0	0
Against	143	26.48%	<div><div></div></div>	77	65	1	0	0
Total Votes Cast	540	100.00%	<div><div></div></div>	281	257	2	0	0
Overvotes	0			0	0	0	0	0
Undervotes	43			14	29	0	0	0
Contest Totals	583			295	286	2	0	0

### Proposition A – Collin County

Vote For 1

	TOTAL	VOTE %		Election Day	Early Voting	Ballots By Mail	Provisional	Limited Ballot
For	257	48.22%	<div><div></div></div>	123	133	1	0	0
Against	276	51.78%	<div><div></div></div>	151	124	1	0	0
Total Votes Cast	533	100.00%	<div><div></div></div>	274	257	2	0	0
Overvotes	0			0	0	0	0	0
Undervotes	50			21	29	0	0	0
Contest Totals	583			295	286	2	0	0

### Proposition B – Collin County

Vote For 1

	TOTAL	VOTE %		Election Day	Early Voting	Ballots By Mail	Provisional	Limited Ballot
For	336	61.09%	<div><div></div></div>	165	169	2	0	0
Against	214	38.91%	<div><div></div></div>	115	99	0	0	0
Total Votes Cast	550	100.00%	<div><div></div></div>	280	268	2	0	0
Overvotes	0			0	0	0	0	0
Undervotes	33			15	18	0	0	0
Contest Totals	583			295	286	2	0	0

## PCT 008

### Proposition C – Collin County

Vote For 1

	TOTAL	VOTE %		Election Day	Early Voting	Ballots By Mail	Provisional	Limited Ballot
For	259	49.52%	<div><div></div></div>	128	130	1	0	0
Against	264	50.48%	<div><div></div></div>	138	125	1	0	0
Total Votes Cast	523	100.00%	<div><div></div></div>	266	255	2	0	0
Overvotes	0			0	0	0	0	0
Undervotes	60			29	31	0	0	0
Contest Totals	583			295	286	2	0	0

### Proposition D – Collin County

Vote For 1

	TOTAL	VOTE %		Election Day	Early Voting	Ballots By Mail	Provisional	Limited Ballot
For	306	57.09%	<div><div></div></div>	159	145	2	0	0
Against	230	42.91%	<div><div></div></div>	119	111	0	0	0
Total Votes Cast	536	100.00%	<div><div></div></div>	278	256	2	0	0
Overvotes	0			0	0	0	0	0
Undervotes	47			17	30	0	0	0
Contest Totals	583			295	286	2	0	0

### Proposition E – Collin County

Vote For 1

	TOTAL	VOTE %		Election Day	Early Voting	Ballots By Mail	Provisional	Limited Ballot
For	439	80.11%	<div><div></div></div>	228	209	2	0	0
Against	109	19.89%	<div><div></div></div>	53	56	0	0	0
Total Votes Cast	548	100.00%	<div><div></div></div>	281	265	2	0	0
Overvotes	0			0	0	0	0	0
Undervotes	35			14	21	0	0	0
Contest Totals	583			295	286	2	0	0

### Mayor - City of Lowry Crossing

Vote For 1

	TOTAL	VOTE %		Election Day	Early Voting	Ballots By Mail	Provisional	Limited Ballot
Bob Pettitt	0			0	0	0	0	0
Total Votes Cast	0			0	0	0	0	0
Overvotes	0			0	0	0	0	0
Undervotes	4			4	0	0	0	0
Contest Totals	4			4	0	0	0	0

## PCT 008

### City Council Ward 3 – City of Lowry Crossing

Vote For 1

	TOTAL	VOTE %	Election Day	Early Voting	Ballots By Mail	Provisional	Limited Ballot
Cindy Cash	0		0	0	0	0	0
Total Votes Cast	0		0	0	0	0	0
Overvotes	0		0	0	0	0	0
Undervotes	4		4	0	0	0	0
Contest Totals	4		4	0	0	0	0

### Proposition A – City of Lowry Crossing

Vote For 1

	TOTAL	VOTE %	Election Day	Early Voting	Ballots By Mail	Provisional	Limited Ballot
For	0	0.00%	0	0	0	0	0
Against	3	100.00%	3	0	0	0	0
Total Votes Cast	3	100.00%	3	0	0	0	0
Overvotes	0		0	0	0	0	0
Undervotes	1		1	0	0	0	0
Contest Totals	4		4	0	0	0	0

### Councilmember, Place 3 – City of Princeton

Vote For 1

	TOTAL	VOTE %	Election Day	Early Voting	Ballots By Mail	Provisional	Limited Ballot
Terrance J. Gilmore	15	34.88%	3	12	0	0	0
Bryan Washington	28	65.12%	13	15	0	0	0
Total Votes Cast	43	100.00%	16	27	0	0	0
Overvotes	0		0	0	0	0	0
Undervotes	11		7	4	0	0	0
Contest Totals	54		23	31	0	0	0

### Councilmember, Place 4 – City of Princeton

Vote For 1

	TOTAL	VOTE %	Election Day	Early Voting	Ballots By Mail	Provisional	Limited Ballot
Ryan Gerfers	33	100.00%	8	25	0	0	0
Total Votes Cast	33	100.00%	8	25	0	0	0
Overvotes	0		0	0	0	0	0
Undervotes	21		15	6	0	0	0
Contest Totals	54		23	31	0	0	0

### Councilmember, Place 5 – City of Princeton

Vote For 1

	TOTAL	VOTE %	Election Day	Early Voting	Ballots By Mail	Provisional	Limited Ballot
Steven Deffibaugh	30	100.00%	8	22	0	0	0
Total Votes Cast	30	100.00%	8	22	0	0	0
Overvotes	0		0	0	0	0	0
Undervotes	24		15	9	0	0	0
Contest Totals	54		23	31	0	0	0

## PCT 008

### Councilmember, Place 6 – City of Princeton

Vote For 1

	TOTAL	VOTE %		Election Day	Early Voting	Ballots By Mail	Provisional	Limited Ballot
Ben Long	27	81.82%	<div><div></div></div>	8	19	0	0	0
Matthew Ickes	6	18.18%	<div><div></div></div>	3	3	0	0	0
Total Votes Cast	33	100.00%	<div><div></div></div>	11	22	0	0	0
Overvotes	0			0	0	0	0	0
Undervotes	21			12	9	0	0	0
Contest Totals	54			23	31	0	0	0

### Councilmember, Place 7 – City of Princeton

Vote For 1

	TOTAL	VOTE %		Election Day	Early Voting	Ballots By Mail	Provisional	Limited Ballot
Bruce Johnson	16	41.03%	<div><div></div></div>	7	9	0	0	0
Carolyn David-Graves	23	58.97%	<div><div></div></div>	8	15	0	0	0
Total Votes Cast	39	100.00%	<div><div></div></div>	15	24	0	0	0
Overvotes	0			0	0	0	0	0
Undervotes	15			8	7	0	0	0
Contest Totals	54			23	31	0	0	0

### Proposition A – City of Princeton

Vote For 1

	TOTAL	VOTE %		Election Day	Early Voting	Ballots By Mail	Provisional	Limited Ballot
For	40	78.43%	<div><div></div></div>	18	22	0	0	0
Against	11	21.57%	<div><div></div></div>	4	7	0	0	0
Total Votes Cast	51	100.00%	<div><div></div></div>	22	29	0	0	0
Overvotes	0			0	0	0	0	0
Undervotes	3			1	2	0	0	0
Contest Totals	54			23	31	0	0	0

### Proposition B – City of Princeton






Vote For 1

	TOTAL	VOTE %		Election Day	Early Voting	Ballots By Mail	Provisional	Limited Ballot
For	32	68.09%	<div><div></div></div>	15	17	0	0	0
Against	15	31.91%	<div><div></div></div>	7	8	0	0	0
Total Votes Cast	47	100.00%	<div><div></div></div>	22	25	0	0	0
Overvotes	0			0	0	0	0	0
Undervotes	7			1	6	0	0	0
Contest Totals	54			23	31	0	0	0

## PCT 008




### For School Trustees – Princeton ISD

Vote For 2

	TOTAL	VOTE %	Election Day	Early Voting	Ballots By Mail	Provisional	Limited Ballot
Starla Sharpe	180	25.17% 	72	107	1	0	0
Chad Jones	184	25.73% 	80	102	2	0	0
Cyndi Darland	246	34.41% 	127	119	0	0	0
Melissa Ait Belaid	105	14.69% 	49	56	0	0	0
Total Votes Cast	715	100.00% 	328	384	3	0	0
Overvotes	0		0	0	0	0	0
Undervotes	451		262	188	1	0	0
Contest Totals	1,166		590	572	4	0	0







### Proposition A – Collin County MUD No. 10

Vote For 1

	TOTAL	VOTE %	Election Day	Early Voting	Ballots By Mail	Provisional	Limited Ballot
For	1	100.00% 	0	1	0	0	0
Against	0	0.00% 	0	0	0	0	0
Total Votes Cast	1	100.00% 	0	1	0	0	0
Overvotes	0		0	0	0	0	0
Undervotes	0		0	0	0	0	0
Contest Totals	1		0	1	0	0	0




### Directors – Collin County MUD No. 10

Vote For 5

	TOTAL	VOTE %	Election Day	Early Voting	Ballots By Mail	Provisional	Limited Ballot
Ashley Williams	1	20.00% 	0	1	0	0	0
Brent Wall	1	20.00% 	0	1	0	0	0
Blake Gustafson	1	20.00% 	0	1	0	0	0
Michael Hanschen	1	20.00% 	0	1	0	0	0
Matthew Ledlie	1	20.00% 	0	1	0	0	0
Total Votes Cast	5	100.00% 	0	5	0	0	0
Overvotes	0		0	0	0	0	0
Undervotes	0		0	0	0	0	0
Contest Totals	5		0	5	0	0	0

### Proposition B – Collin County MUD No. 10

Vote For 1

	TOTAL	VOTE %	Election Day	Early Voting	Ballots By Mail	Provisional	Limited Ballot
For	1	100.00% 	0	1	0	0	0
Against	0	0.00% 	0	0	0	0	0
Total Votes Cast	1	100.00% 	0	1	0	0	0
Overvotes	0		0	0	0	0	0
Undervotes	0		0	0	0	0	0
Contest Totals	1		0	1	0	0	0

## PCT 008

### Proposition C – Collin County MUD No. 10

Vote For 1

	TOTAL	VOTE %		Election Day	Early Voting	Ballots By Mail	Provision al	Limited Ballot
For	1	100.00%	<div></div>	0	1	0	0	0
Against	0	0.00%	<div></div>	0	0	0	0	0
Total Votes Cast	1	100.00%	<div></div>	0	1	0	0	0
Overvotes	0			0	0	0	0	0
Undervotes	0			0	0	0	0	0
Contest Totals	1			0	1	0	0	0

### Proposition D – Collin County MUD No. 10

Vote For 1

	TOTAL	VOTE %		Election Day	Early Voting	Ballots By Mail	Provision al	Limited Ballot
For	1	100.00%	<div></div>	0	1	0	0	0
Against	0	0.00%	<div></div>	0	0	0	0	0
Total Votes Cast	1	100.00%	<div></div>	0	1	0	0	0
Overvotes	0			0	0	0	0	0
Undervotes	0			0	0	0	0	0
Contest Totals	1			0	1	0	0	0

### Proposition E – Collin County MUD No. 10

Vote For 1

	TOTAL	VOTE %		Election Day	Early Voting	Ballots By Mail	Provision al	Limited Ballot
For	1	100.00%	<div></div>	0	1	0	0	0
Against	0	0.00%	<div></div>	0	0	0	0	0
Total Votes Cast	1	100.00%	<div></div>	0	1	0	0	0
Overvotes	0			0	0	0	0	0
Undervotes	0			0	0	0	0	0
Contest Totals	1			0	1	0	0	0

### Proposition F – Collin County MUD No. 10

Vote For 1

	TOTAL	VOTE %		Election Day	Early Voting	Ballots By Mail	Provision al	Limited Ballot
For	1	100.00%	<div></div>	0	1	0	0	0
Against	0	0.00%	<div></div>	0	0	0	0	0
Total Votes Cast	1	100.00%	<div></div>	0	1	0	0	0
Overvotes	0			0	0	0	0	0
Undervotes	0			0	0	0	0	0
Contest Totals	1			0	1	0	0	0

## PCT 009

### Proposition 1 – State of Texas

Vote For 1

	TOTAL	VOTE %		Election Day	Early Voting	Ballots By Mail	Provisional	Limited Ballot
For	436	81.04%	<div><div></div></div>	227	208	1	0	0
Against	102	18.96%	<div><div></div></div>	53	49	0	0	0
Total Votes Cast	538	100.00%	<div><div></div></div>	280	257	1	0	0
Overvotes	0			0	0	0	0	0
Undervotes	9			4	5	0	0	0
Contest Totals	547			284	262	1	0	0

### Proposition 2 – State of Texas

Vote For 1

	TOTAL	VOTE %		Election Day	Early Voting	Ballots By Mail	Provisional	Limited Ballot
For	362	70.70%	<div><div></div></div>	189	173	0	0	0
Against	150	29.30%	<div><div></div></div>	82	67	1	0	0
Total Votes Cast	512	100.00%	<div><div></div></div>	271	240	1	0	0
Overvotes	0			0	0	0	0	0
Undervotes	35			13	22	0	0	0
Contest Totals	547			284	262	1	0	0

### Proposition 3 – State of Texas

Vote For 1

	TOTAL	VOTE %		Election Day	Early Voting	Ballots By Mail	Provisional	Limited Ballot
For	385	73.61%	<div><div></div></div>	205	180	0	0	0
Against	138	26.39%	<div><div></div></div>	68	70	0	0	0
Total Votes Cast	523	100.00%	<div><div></div></div>	273	250	0	0	0
Overvotes	0			0	0	0	0	0
Undervotes	24			11	12	1	0	0
Contest Totals	547			284	262	1	0	0

### Proposition 4 – State of Texas

Vote For 1

	TOTAL	VOTE %		Election Day	Early Voting	Ballots By Mail	Provisional	Limited Ballot
For	466	88.42%	<div><div></div></div>	243	222	1	0	0
Against	61	11.58%	<div><div></div></div>	31	30	0	0	0
Total Votes Cast	527	100.00%	<div><div></div></div>	274	252	1	0	0
Overvotes	0			0	0	0	0	0
Undervotes	20			10	10	0	0	0
Contest Totals	547			284	262	1	0	0

## PCT 009

### Proposition 5 – State of Texas

Vote For 1

	TOTAL	VOTE %		Election Day	Early Voting	Ballots By Mail	Provisional	Limited Ballot
For	322	62.52%	<div><div></div></div>	170	152	0	0	0
Against	193	37.48%	<div><div></div></div>	98	94	1	0	0
Total Votes Cast	515	100.00%	<div><div></div></div>	268	246	1	0	0
Overvotes	0			0	0	0	0	0
Undervotes	32			16	16	0	0	0
Contest Totals	547			284	262	1	0	0

### Proposition 6 – State of Texas

Vote For 1

	TOTAL	VOTE %		Election Day	Early Voting	Ballots By Mail	Provisional	Limited Ballot
For	416	79.54%	<div><div></div></div>	211	205	0	0	0
Against	107	20.46%	<div><div></div></div>	62	45	0	0	0
Total Votes Cast	523	100.00%	<div><div></div></div>	273	250	0	0	0
Overvotes	0			0	0	0	0	0
Undervotes	24			11	12	1	0	0
Contest Totals	547			284	262	1	0	0

### Proposition 7 – State of Texas

Vote For 1

	TOTAL	VOTE %		Election Day	Early Voting	Ballots By Mail	Provisional	Limited Ballot
For	385	73.06%	<div><div></div></div>	194	190	1	0	0
Against	142	26.94%	<div><div></div></div>	78	64	0	0	0
Total Votes Cast	527	100.00%	<div><div></div></div>	272	254	1	0	0
Overvotes	0			0	0	0	0	0
Undervotes	20			12	8	0	0	0
Contest Totals	547			284	262	1	0	0

### Proposition 8 – State of Texas

Vote For 1

	TOTAL	VOTE %		Election Day	Early Voting	Ballots By Mail	Provisional	Limited Ballot
For	383	73.94%	<div><div></div></div>	196	186	1	0	0
Against	135	26.06%	<div><div></div></div>	76	59	0	0	0
Total Votes Cast	518	100.00%	<div><div></div></div>	272	245	1	0	0
Overvotes	0			0	0	0	0	0
Undervotes	29			12	17	0	0	0
Contest Totals	547			284	262	1	0	0



## PCT 009

### Proposition 9 – State of Texas

Vote For 1

	TOTAL	VOTE %		Election Day	Early Voting	Ballots By Mail	Provisional	Limited Ballot
For	440	83.49%	<div><div></div></div>	230	209	1	0	0
Against	87	16.51%	<div><div></div></div>	43	44	0	0	0
Total Votes Cast	527	100.00%	<div><div></div></div>	273	253	1	0	0
Overvotes	0			0	0	0	0	0
Undervotes	20			11	9	0	0	0
Contest Totals	547			284	262	1	0	0

### Proposition 10 – State of Texas

Vote For 1

	TOTAL	VOTE %		Election Day	Early Voting	Ballots By Mail	Provisional	Limited Ballot
For	294	57.76%	<div><div></div></div>	148	146	0	0	0
Against	215	42.24%	<div><div></div></div>	120	94	1	0	0
Total Votes Cast	509	100.00%	<div><div></div></div>	268	240	1	0	0
Overvotes	0			0	0	0	0	0
Undervotes	38			16	22	0	0	0
Contest Totals	547			284	262	1	0	0

### Proposition 11 – State of Texas

Vote For 1

	TOTAL	VOTE %		Election Day	Early Voting	Ballots By Mail	Provisional	Limited Ballot
For	289	60.84%	<div><div></div></div>	148	141	0	0	0
Against	186	39.16%	<div><div></div></div>	105	81	0	0	0
Total Votes Cast	475	100.00%	<div><div></div></div>	253	222	0	0	0
Overvotes	0			0	0	0	0	0
Undervotes	72			31	40	1	0	0
Contest Totals	547			284	262	1	0	0

### Proposition 12 – State of Texas

Vote For 1

	TOTAL	VOTE %		Election Day	Early Voting	Ballots By Mail	Provisional	Limited Ballot
For	229	50.78%	<div><div></div></div>	121	108	0	0	0
Against	222	49.22%	<div><div></div></div>	114	108	0	0	0
Total Votes Cast	451	100.00%	<div><div></div></div>	235	216	0	0	0
Overvotes	0			0	0	0	0	0
Undervotes	96			49	46	1	0	0
Contest Totals	547			284	262	1	0	0

## PCT 009

### Proposition 13 – State of Texas

Vote For 1

	TOTAL	VOTE %		Election Day	Early Voting	Ballots By Mail	Provisional	Limited Ballot
For	205	40.04%	<div><div></div></div>	114	91	0	0	0
Against	307	59.96%	<div><div></div></div>	158	148	1	0	0
Total Votes Cast	512	100.00%	<div><div></div></div>	272	239	1	0	0
Overvotes	0			0	0	0	0	0
Undervotes	35			12	23	0	0	0
Contest Totals	547			284	262	1	0	0

### Proposition 14 – State of Texas

Vote For 1

	TOTAL	VOTE %		Election Day	Early Voting	Ballots By Mail	Provisional	Limited Ballot
For	408	78.46%	<div><div></div></div>	206	202	0	0	0
Against	112	21.54%	<div><div></div></div>	66	45	1	0	0
Total Votes Cast	520	100.00%	<div><div></div></div>	272	247	1	0	0
Overvotes	0			0	0	0	0	0
Undervotes	27			12	15	0	0	0
Contest Totals	547			284	262	1	0	0

### Proposition A – Collin County

Vote For 1

	TOTAL	VOTE %		Election Day	Early Voting	Ballots By Mail	Provisional	Limited Ballot
For	282	54.97%	<div><div></div></div>	132	150	0	0	0
Against	231	45.03%	<div><div></div></div>	141	89	1	0	0
Total Votes Cast	513	100.00%	<div><div></div></div>	273	239	1	0	0
Overvotes	0			0	0	0	0	0
Undervotes	34			11	23	0	0	0
Contest Totals	547			284	262	1	0	0

### Proposition B – Collin County

Vote For 1

	TOTAL	VOTE %		Election Day	Early Voting	Ballots By Mail	Provisional	Limited Ballot
For	341	65.20%	<div><div></div></div>	156	184	1	0	0
Against	182	34.80%	<div><div></div></div>	119	63	0	0	0
Total Votes Cast	523	100.00%	<div><div></div></div>	275	247	1	0	0
Overvotes	0			0	0	0	0	0
Undervotes	24			9	15	0	0	0
Contest Totals	547			284	262	1	0	0

## PCT 009

### Proposition C – Collin County

Vote For 1

	TOTAL	VOTE %		Election Day	Early Voting	Ballots By Mail	Provisional	Limited Ballot
For	280	55.56%	<div><div></div></div>	128	151	1	0	0
Against	224	44.44%	<div><div></div></div>	138	86	0	0	0
Total Votes Cast	504	100.00%	<div><div></div></div>	266	237	1	0	0
Overvotes	0			0	0	0	0	0
Undervotes	43			18	25	0	0	0
Contest Totals	547			284	262	1	0	0

### Proposition D – Collin County

Vote For 1

	TOTAL	VOTE %		Election Day	Early Voting	Ballots By Mail	Provisional	Limited Ballot
For	328	63.69%	<div><div></div></div>	155	173	0	0	0
Against	187	36.31%	<div><div></div></div>	114	72	1	0	0
Total Votes Cast	515	100.00%	<div><div></div></div>	269	245	1	0	0
Overvotes	0			0	0	0	0	0
Undervotes	32			15	17	0	0	0
Contest Totals	547			284	262	1	0	0

### Proposition E – Collin County

Vote For 1

	TOTAL	VOTE %		Election Day	Early Voting	Ballots By Mail	Provisional	Limited Ballot
For	406	77.63%	<div><div></div></div>	196	210	0	0	0
Against	117	22.37%	<div><div></div></div>	74	42	1	0	0
Total Votes Cast	523	100.00%	<div><div></div></div>	270	252	1	0	0
Overvotes	0			0	0	0	0	0
Undervotes	24			14	10	0	0	0
Contest Totals	547			284	262	1	0	0

### Councilmember, Place 3 – City of Princeton

Vote For 1

	TOTAL	VOTE %		Election Day	Early Voting	Ballots By Mail	Provisional	Limited Ballot
Terrance J. Gilmore	135	39.13%	<div><div></div></div>	73	62	0	0	0
Bryan Washington	210	60.87%	<div><div></div></div>	96	114	0	0	0
Total Votes Cast	345	100.00%	<div><div></div></div>	169	176	0	0	0
Overvotes	0			0	0	0	0	0
Undervotes	51			37	14	0	0	0
Contest Totals	396			206	190	0	0	0

## PCT 009

### Councilmember, Place 4 – City of Princeton

Vote For 1

	TOTAL	VOTE %		Election Day	Early Voting	Ballots By Mail	Provisional	Limited Ballot
Ryan Gerfers	228	100.00%	<div><div></div></div>	120	108	0	0	0
Total Votes Cast	228	100.00%	<div><div></div></div>	120	108	0	0	0
Overvotes	0			0	0	0	0	0
Undervotes	168			86	82	0	0	0
Contest Totals	396			206	190	0	0	0

### Councilmember, Place 5 – City of Princeton

Vote For 1

	TOTAL	VOTE %		Election Day	Early Voting	Ballots By Mail	Provisional	Limited Ballot
Steven Deffibaugh	227	100.00%	<div><div></div></div>	117	110	0	0	0
Total Votes Cast	227	100.00%	<div><div></div></div>	117	110	0	0	0
Overvotes	0			0	0	0	0	0
Undervotes	169			89	80	0	0	0
Contest Totals	396			206	190	0	0	0

### Councilmember, Place 6 – City of Princeton

Vote For 1

	TOTAL	VOTE %		Election Day	Early Voting	Ballots By Mail	Provisional	Limited Ballot
Ben Long	205	74.01%	<div><div></div></div>	107	98	0	0	0
Matthew Ickes	72	25.99%	<div><div></div></div>	35	37	0	0	0
Total Votes Cast	277	100.00%	<div><div></div></div>	142	135	0	0	0
Overvotes	0			0	0	0	0	0
Undervotes	119			64	55	0	0	0
Contest Totals	396			206	190	0	0	0

### Councilmember, Place 7 – City of Princeton

Vote For 1

	TOTAL	VOTE %		Election Day	Early Voting	Ballots By Mail	Provisional	Limited Ballot
Bruce Johnson	131	40.68%	<div><div></div></div>	61	70	0	0	0
Carolyn David-Graves	191	59.32%	<div><div></div></div>	95	96	0	0	0
Total Votes Cast	322	100.00%	<div><div></div></div>	156	166	0	0	0
Overvotes	0			0	0	0	0	0
Undervotes	74			50	24	0	0	0
Contest Totals	396			206	190	0	0	0

## PCT 009

### Proposition A – City of Princeton

Vote For 1

	TOTAL	VOTE %		Election Day	Early Voting	Ballots By Mail	Provision al	Limited Ballot
For	277	73.28%	<div><div></div></div>	136	141	0	0	0
Against	101	26.72%	<div><div></div></div>	59	42	0	0	0
Total Votes Cast	378	100.00%	<div><div></div></div>	195	183	0	0	0
Overvotes	0			0	0	0	0	0
Undervotes	18			11	7	0	0	0
Contest Totals	396			206	190	0	0	0

### Proposition B – City of Princeton

Vote For 1

	TOTAL	VOTE %		Election Day	Early Voting	Ballots By Mail	Provision al	Limited Ballot
For	263	69.21%	<div><div></div></div>	128	135	0	0	0
Against	117	30.79%	<div><div></div></div>	67	50	0	0	0
Total Votes Cast	380	100.00%	<div><div></div></div>	195	185	0	0	0
Overvotes	0			0	0	0	0	0
Undervotes	16			11	5	0	0	0
Contest Totals	396			206	190	0	0	0

### For School Trustees – Princeton ISD

Vote For 2

	TOTAL	VOTE %		Election Day	Early Voting	Ballots By Mail	Provision al	Limited Ballot
Starla Sharpe	181	34.87%	<div><div></div></div>	84	97	0	0	0
Chad Jones	133	25.63%	<div><div></div></div>	61	72	0	0	0
Cyndi Darland	128	24.66%	<div><div></div></div>	65	63	0	0	0
Melissa Ait Belaid	77	14.84%	<div><div></div></div>	34	43	0	0	0
Total Votes Cast	519	100.00%	<div><div></div></div>	244	275	0	0	0
Overvotes	0			0	0	0	0	0
Undervotes	203			126	77	0	0	0
Contest Totals	722			370	352	0	0	0

## PCT 010

### Proposition 1 – State of Texas

Vote For 1

	TOTAL	VOTE %		Election Day	Early Voting	Ballots By Mail	Provision al	Limited Ballot
For	114	76.51%	<div><div></div></div>	53	61	0	0	0
Against	35	23.49%	<div><div></div></div>	19	15	1	0	0
Total Votes Cast	149	100.00%	<div><div></div></div>	72	76	1	0	0
Overvotes	0			0	0	0	0	0
Undervotes	2			0	2	0	0	0
Contest Totals	151			72	78	1	0	0

### Proposition 2 – State of Texas

Vote For 1

	TOTAL	VOTE %		Election Day	Early Voting	Ballots By Mail	Provision al	Limited Ballot
For	82	56.16%	<div><div></div></div>	37	44	1	0	0
Against	64	43.84%	<div><div></div></div>	33	31	0	0	0
Total Votes Cast	146	100.00%	<div><div></div></div>	70	75	1	0	0
Overvotes	0			0	0	0	0	0
Undervotes	5			2	3	0	0	0
Contest Totals	151			72	78	1	0	0

### Proposition 3 – State of Texas

Vote For 1

	TOTAL	VOTE %		Election Day	Early Voting	Ballots By Mail	Provision al	Limited Ballot
For	109	76.22%	<div><div></div></div>	54	54	1	0	0
Against	34	23.78%	<div><div></div></div>	13	21	0	0	0
Total Votes Cast	143	100.00%	<div><div></div></div>	67	75	1	0	0
Overvotes	0			0	0	0	0	0
Undervotes	8			5	3	0	0	0
Contest Totals	151			72	78	1	0	0

### Proposition 4 – State of Texas

Vote For 1

	TOTAL	VOTE %		Election Day	Early Voting	Ballots By Mail	Provision al	Limited Ballot
For	131	87.92%	<div><div></div></div>	65	65	1	0	0
Against	18	12.08%	<div><div></div></div>	7	11	0	0	0
Total Votes Cast	149	100.00%	<div><div></div></div>	72	76	1	0	0
Overvotes	0			0	0	0	0	0
Undervotes	2			0	2	0	0	0
Contest Totals	151			72	78	1	0	0

## PCT 010

### Proposition 5 – State of Texas

Vote For 1

	TOTAL	VOTE %		Election Day	Early Voting	Ballots By Mail	Provisional	Limited Ballot
For	62	43.66%	<div><div></div></div>	24	37	1	0	0
Against	80	56.34%	<div><div></div></div>	42	38	0	0	0
Total Votes Cast	142	100.00%	<div><div></div></div>	66	75	1	0	0
Overvotes	0			0	0	0	0	0
Undervotes	9			6	3	0	0	0
Contest Totals	151			72	78	1	0	0

### Proposition 6 – State of Texas

Vote For 1

	TOTAL	VOTE %		Election Day	Early Voting	Ballots By Mail	Provisional	Limited Ballot
For	102	71.33%	<div><div></div></div>	49	52	1	0	0
Against	41	28.67%	<div><div></div></div>	19	22	0	0	0
Total Votes Cast	143	100.00%	<div><div></div></div>	68	74	1	0	0
Overvotes	0			0	0	0	0	0
Undervotes	8			4	4	0	0	0
Contest Totals	151			72	78	1	0	0

### Proposition 7 – State of Texas

Vote For 1

	TOTAL	VOTE %		Election Day	Early Voting	Ballots By Mail	Provisional	Limited Ballot
For	86	59.31%	<div><div></div></div>	41	44	1	0	0
Against	59	40.69%	<div><div></div></div>	29	30	0	0	0
Total Votes Cast	145	100.00%	<div><div></div></div>	70	74	1	0	0
Overvotes	0			0	0	0	0	0
Undervotes	6			2	4	0	0	0
Contest Totals	151			72	78	1	0	0

### Proposition 8 – State of Texas

Vote For 1

	TOTAL	VOTE %		Election Day	Early Voting	Ballots By Mail	Provisional	Limited Ballot
For	89	63.12%	<div><div></div></div>	37	51	1	0	0
Against	52	36.88%	<div><div></div></div>	31	21	0	0	0
Total Votes Cast	141	100.00%	<div><div></div></div>	68	72	1	0	0
Overvotes	0			0	0	0	0	0
Undervotes	10			4	6	0	0	0
Contest Totals	151			72	78	1	0	0

## PCT 010

### Proposition 9 – State of Texas

Vote For 1

	TOTAL	VOTE %		Election Day	Early Voting	Ballots By Mail	Provisional	Limited Ballot
For	120	80.54%	<div><div></div></div>	51	68	1	0	0
Against	29	19.46%	<div><div></div></div>	19	10	0	0	0
Total Votes Cast	149	100.00%	<div><div></div></div>	70	78	1	0	0
Overvotes	0			0	0	0	0	0
Undervotes	2			2	0	0	0	0
Contest Totals	151			72	78	1	0	0

### Proposition 10 – State of Texas

Vote For 1

	TOTAL	VOTE %		Election Day	Early Voting	Ballots By Mail	Provisional	Limited Ballot
For	70	51.09%	<div><div></div></div>	31	39	0	0	0
Against	67	48.91%	<div><div></div></div>	36	30	1	0	0
Total Votes Cast	137	100.00%	<div><div></div></div>	67	69	1	0	0
Overvotes	0			0	0	0	0	0
Undervotes	14			5	9	0	0	0
Contest Totals	151			72	78	1	0	0

### Proposition 11 – State of Texas

Vote For 1

	TOTAL	VOTE %		Election Day	Early Voting	Ballots By Mail	Provisional	Limited Ballot
For	54	40.30%	<div><div></div></div>	20	33	1	0	0
Against	80	59.70%	<div><div></div></div>	45	35	0	0	0
Total Votes Cast	134	100.00%	<div><div></div></div>	65	68	1	0	0
Overvotes	0			0	0	0	0	0
Undervotes	17			7	10	0	0	0
Contest Totals	151			72	78	1	0	0

### Proposition 12 – State of Texas

Vote For 1

	TOTAL	VOTE %		Election Day	Early Voting	Ballots By Mail	Provisional	Limited Ballot
For	72	56.69%	<div><div></div></div>	34	37	1	0	0
Against	55	43.31%	<div><div></div></div>	26	29	0	0	0
Total Votes Cast	127	100.00%	<div><div></div></div>	60	66	1	0	0
Overvotes	0			0	0	0	0	0
Undervotes	24			12	12	0	0	0
Contest Totals	151			72	78	1	0	0



## PCT 010

### Proposition 13 – State of Texas

Vote For 1

	TOTAL	VOTE %		Election Day	Early Voting	Ballots By Mail	Provisional	Limited Ballot
For	46	33.09%	<div><div></div></div>	23	23	0	0	0
Against	93	66.91%	<div><div></div></div>	44	48	1	0	0
Total Votes Cast	139	100.00%	<div><div></div></div>	67	71	1	0	0
Overvotes	0			0	0	0	0	0
Undervotes	12			5	7	0	0	0
Contest Totals	151			72	78	1	0	0

### Proposition 14 – State of Texas

Vote For 1

	TOTAL	VOTE %		Election Day	Early Voting	Ballots By Mail	Provisional	Limited Ballot
For	94	66.67%	<div><div></div></div>	42	51	1	0	0
Against	47	33.33%	<div><div></div></div>	25	22	0	0	0
Total Votes Cast	141	100.00%	<div><div></div></div>	67	73	1	0	0
Overvotes	0			0	0	0	0	0
Undervotes	10			5	5	0	0	0
Contest Totals	151			72	78	1	0	0

### Proposition A – Collin County

Vote For 1

	TOTAL	VOTE %		Election Day	Early Voting	Ballots By Mail	Provisional	Limited Ballot
For	54	38.85%	<div><div></div></div>	20	33	1	0	0
Against	85	61.15%	<div><div></div></div>	46	39	0	0	0
Total Votes Cast	139	100.00%	<div><div></div></div>	66	72	1	0	0
Overvotes	0			0	0	0	0	0
Undervotes	12			6	6	0	0	0
Contest Totals	151			72	78	1	0	0

### Proposition B – Collin County

Vote For 1

	TOTAL	VOTE %		Election Day	Early Voting	Ballots By Mail	Provisional	Limited Ballot
For	63	45.65%	<div><div></div></div>	24	38	1	0	0
Against	75	54.35%	<div><div></div></div>	40	35	0	0	0
Total Votes Cast	138	100.00%	<div><div></div></div>	64	73	1	0	0
Overvotes	0			0	0	0	0	0
Undervotes	13			8	5	0	0	0
Contest Totals	151			72	78	1	0	0

## PCT 010

### Proposition C – Collin County

Vote For 1

	TOTAL	VOTE %		Election Day	Early Voting	Ballots By Mail	Provisional	Limited Ballot
For	53	37.59%	<div><div></div></div>	22	30	1	0	0
Against	88	62.41%	<div><div></div></div>	44	44	0	0	0
Total Votes Cast	141	100.00%	<div><div></div></div>	66	74	1	0	0
Overvotes	0			0	0	0	0	0
Undervotes	10			6	4	0	0	0
Contest Totals	151			72	78	1	0	0

### Proposition D – Collin County

Vote For 1

	TOTAL	VOTE %		Election Day	Early Voting	Ballots By Mail	Provisional	Limited Ballot
For	63	44.68%	<div><div></div></div>	25	38	0	0	0
Against	78	55.32%	<div><div></div></div>	41	36	1	0	0
Total Votes Cast	141	100.00%	<div><div></div></div>	66	74	1	0	0
Overvotes	0			0	0	0	0	0
Undervotes	10			6	4	0	0	0
Contest Totals	151			72	78	1	0	0

### Proposition E – Collin County

Vote For 1

	TOTAL	VOTE %		Election Day	Early Voting	Ballots By Mail	Provisional	Limited Ballot
For	103	71.53%	<div><div></div></div>	43	59	1	0	0
Against	41	28.47%	<div><div></div></div>	24	17	0	0	0
Total Votes Cast	144	100.00%	<div><div></div></div>	67	76	1	0	0
Overvotes	0			0	0	0	0	0
Undervotes	7			5	2	0	0	0
Contest Totals	151			72	78	1	0	0

### For School Trustees – Princeton ISD

Vote For 2

	TOTAL	VOTE %		Election Day	Early Voting	Ballots By Mail	Provisional	Limited Ballot
Starla Sharpe	26	21.14%	<div><div></div></div>	5	21	0	0	0
Chad Jones	44	35.77%	<div><div></div></div>	14	30	0	0	0
Cyndi Darland	48	39.02%	<div><div></div></div>	23	25	0	0	0
Melissa Ait Belaid	5	4.06%	<div><div></div></div>	0	5	0	0	0
Total Votes Cast	123	100.00%	<div><div></div></div>	42	81	0	0	0
Overvotes	0			0	0	0	0	0
Undervotes	69			44	25	0	0	0
Contest Totals	192			86	106	0	0	0

## PCT 011

### Proposition 1 – State of Texas

Vote For 1

	TOTAL	VOTE %		Election Day	Early Voting	Ballots By Mail	Provisional	Limited Ballot
For	613	87.57%	<div><div></div></div>	376	233	4	0	0
Against	87	12.43%	<div><div></div></div>	53	34	0	0	0
Total Votes Cast	700	100.00%	<div><div></div></div>	429	267	4	0	0
Overvotes	0			0	0	0	0	0
Undervotes	7			4	3	0	0	0
Contest Totals	707			433	270	4	0	0

### Proposition 2 – State of Texas

Vote For 1

	TOTAL	VOTE %		Election Day	Early Voting	Ballots By Mail	Provisional	Limited Ballot
For	419	61.62%	<div><div></div></div>	255	160	4	0	0
Against	261	38.38%	<div><div></div></div>	165	96	0	0	0
Total Votes Cast	680	100.00%	<div><div></div></div>	420	256	4	0	0
Overvotes	0			0	0	0	0	0
Undervotes	27			13	14	0	0	0
Contest Totals	707			433	270	4	0	0

### Proposition 3 – State of Texas

Vote For 1

	TOTAL	VOTE %		Election Day	Early Voting	Ballots By Mail	Provisional	Limited Ballot
For	538	78.89%	<div><div></div></div>	331	203	4	0	0
Against	144	21.11%	<div><div></div></div>	86	58	0	0	0
Total Votes Cast	682	100.00%	<div><div></div></div>	417	261	4	0	0
Overvotes	0			0	0	0	0	0
Undervotes	25			16	9	0	0	0
Contest Totals	707			433	270	4	0	0

### Proposition 4 – State of Texas

Vote For 1

	TOTAL	VOTE %		Election Day	Early Voting	Ballots By Mail	Provisional	Limited Ballot
For	640	92.09%	<div><div></div></div>	385	251	4	0	0
Against	55	7.91%	<div><div></div></div>	40	15	0	0	0
Total Votes Cast	695	100.00%	<div><div></div></div>	425	266	4	0	0
Overvotes	0			0	0	0	0	0
Undervotes	12			8	4	0	0	0
Contest Totals	707			433	270	4	0	0

## PCT 011

### Proposition 5 – State of Texas

Vote For 1

	TOTAL	VOTE %		Election Day	Early Voting	Ballots By Mail	Provisional	Limited Ballot
For	368	54.36%	<div><div></div></div>	223	145	0	0	0
Against	309	45.64%	<div><div></div></div>	197	108	4	0	0
Total Votes Cast	677	100.00%	<div><div></div></div>	420	253	4	0	0
Overvotes	0			0	0	0	0	0
Undervotes	30			13	17	0	0	0
Contest Totals	707			433	270	4	0	0

### Proposition 6 – State of Texas

Vote For 1

	TOTAL	VOTE %		Election Day	Early Voting	Ballots By Mail	Provisional	Limited Ballot
For	537	77.94%	<div><div></div></div>	335	199	3	0	0
Against	152	22.06%	<div><div></div></div>	90	61	1	0	0
Total Votes Cast	689	100.00%	<div><div></div></div>	425	260	4	0	0
Overvotes	0			0	0	0	0	0
Undervotes	18			8	10	0	0	0
Contest Totals	707			433	270	4	0	0

### Proposition 7 – State of Texas

Vote For 1

	TOTAL	VOTE %		Election Day	Early Voting	Ballots By Mail	Provisional	Limited Ballot
For	480	69.67%	<div><div></div></div>	295	182	3	0	0
Against	209	30.33%	<div><div></div></div>	129	79	1	0	0
Total Votes Cast	689	100.00%	<div><div></div></div>	424	261	4	0	0
Overvotes	0			0	0	0	0	0
Undervotes	18			9	9	0	0	0
Contest Totals	707			433	270	4	0	0

### Proposition 8 – State of Texas

Vote For 1

	TOTAL	VOTE %		Election Day	Early Voting	Ballots By Mail	Provisional	Limited Ballot
For	454	66.57%	<div><div></div></div>	272	179	3	0	0
Against	228	33.43%	<div><div></div></div>	148	79	1	0	0
Total Votes Cast	682	100.00%	<div><div></div></div>	420	258	4	0	0
Overvotes	0			0	0	0	0	0
Undervotes	25			13	12	0	0	0
Contest Totals	707			433	270	4	0	0

## PCT 011

### Proposition 9 – State of Texas

Vote For 1

	TOTAL	VOTE %		Election Day	Early Voting	Ballots By Mail	Provisional	Limited Ballot
For	558	80.29%	<div><div></div></div>	331	224	3	0	0
Against	137	19.71%	<div><div></div></div>	96	40	1	0	0
Total Votes Cast	695	100.00%	<div><div></div></div>	427	264	4	0	0
Overvotes	0			0	0	0	0	0
Undervotes	12			6	6	0	0	0
Contest Totals	707			433	270	4	0	0

### Proposition 10 – State of Texas

Vote For 1

	TOTAL	VOTE %		Election Day	Early Voting	Ballots By Mail	Provisional	Limited Ballot
For	356	52.98%	<div><div></div></div>	208	146	2	0	0
Against	316	47.02%	<div><div></div></div>	206	108	2	0	0
Total Votes Cast	672	100.00%	<div><div></div></div>	414	254	4	0	0
Overvotes	0			0	0	0	0	0
Undervotes	35			19	16	0	0	0
Contest Totals	707			433	270	4	0	0

### Proposition 11 – State of Texas

Vote For 1

	TOTAL	VOTE %		Election Day	Early Voting	Ballots By Mail	Provisional	Limited Ballot
For	352	55.78%	<div><div></div></div>	211	141	0	0	0
Against	279	44.22%	<div><div></div></div>	180	95	4	0	0
Total Votes Cast	631	100.00%	<div><div></div></div>	391	236	4	0	0
Overvotes	0			0	0	0	0	0
Undervotes	76			42	34	0	0	0
Contest Totals	707			433	270	4	0	0

### Proposition 12 – State of Texas

Vote For 1

	TOTAL	VOTE %		Election Day	Early Voting	Ballots By Mail	Provisional	Limited Ballot
For	349	57.97%	<div><div></div></div>	204	143	2	0	0
Against	253	42.03%	<div><div></div></div>	168	84	1	0	0
Total Votes Cast	602	100.00%	<div><div></div></div>	372	227	3	0	0
Overvotes	0			0	0	0	0	0
Undervotes	105			61	43	1	0	0
Contest Totals	707			433	270	4	0	0

## PCT 011

### Proposition 13 – State of Texas

Vote For 1

	TOTAL	VOTE %		Election Day	Early Voting	Ballots By Mail	Provisional	Limited Ballot
For	265	39.26%	<div><div></div></div>	161	102	2	0	0
Against	410	60.74%	<div><div></div></div>	257	151	2	0	0
Total Votes Cast	675	100.00%	<div><div></div></div>	418	253	4	0	0
Overvotes	0			0	0	0	0	0
Undervotes	32			15	17	0	0	0
Contest Totals	707			433	270	4	0	0

### Proposition 14 – State of Texas

Vote For 1

	TOTAL	VOTE %		Election Day	Early Voting	Ballots By Mail	Provisional	Limited Ballot
For	502	73.50%	<div><div></div></div>	303	198	1	0	0
Against	181	26.50%	<div><div></div></div>	117	61	3	0	0
Total Votes Cast	683	100.00%	<div><div></div></div>	420	259	4	0	0
Overvotes	0			0	0	0	0	0
Undervotes	24			13	11	0	0	0
Contest Totals	707			433	270	4	0	0

### Proposition A – Collin County

Vote For 1

	TOTAL	VOTE %		Election Day	Early Voting	Ballots By Mail	Provisional	Limited Ballot
For	304	44.77%	<div><div></div></div>	184	118	2	0	0
Against	375	55.23%	<div><div></div></div>	235	138	2	0	0
Total Votes Cast	679	100.00%	<div><div></div></div>	419	256	4	0	0
Overvotes	0			0	0	0	0	0
Undervotes	28			14	14	0	0	0
Contest Totals	707			433	270	4	0	0

### Proposition B – Collin County

Vote For 1

	TOTAL	VOTE %		Election Day	Early Voting	Ballots By Mail	Provisional	Limited Ballot
For	421	61.55%	<div><div></div></div>	254	166	1	0	0
Against	263	38.45%	<div><div></div></div>	168	92	3	0	0
Total Votes Cast	684	100.00%	<div><div></div></div>	422	258	4	0	0
Overvotes	0			0	0	0	0	0
Undervotes	23			11	12	0	0	0
Contest Totals	707			433	270	4	0	0

## PCT 011

### Proposition C – Collin County

Vote For 1

	TOTAL	VOTE %		Election Day	Early Voting	Ballots By Mail	Provisional	Limited Ballot
For	323	47.71%	<div><div></div></div>	202	121	0	0	0
Against	354	52.29%	<div><div></div></div>	214	136	4	0	0
Total Votes Cast	677	100.00%	<div><div></div></div>	416	257	4	0	0
Overvotes	0			0	0	0	0	0
Undervotes	30			17	13	0	0	0
Contest Totals	707			433	270	4	0	0

### Proposition D – Collin County

Vote For 1

	TOTAL	VOTE %		Election Day	Early Voting	Ballots By Mail	Provisional	Limited Ballot
For	349	51.63%	<div><div></div></div>	221	128	0	0	0
Against	327	48.37%	<div><div></div></div>	194	129	4	0	0
Total Votes Cast	676	100.00%	<div><div></div></div>	415	257	4	0	0
Overvotes	0			0	0	0	0	0
Undervotes	31			18	13	0	0	0
Contest Totals	707			433	270	4	0	0

### Proposition E – Collin County

Vote For 1

	TOTAL	VOTE %		Election Day	Early Voting	Ballots By Mail	Provisional	Limited Ballot
For	489	71.60%	<div><div></div></div>	307	180	2	0	0
Against	194	28.40%	<div><div></div></div>	114	78	2	0	0
Total Votes Cast	683	100.00%	<div><div></div></div>	421	258	4	0	0
Overvotes	0			0	0	0	0	0
Undervotes	24			12	12	0	0	0
Contest Totals	707			433	270	4	0	0

## PCT 012

### Proposition 1 – State of Texas

Vote For 1

	TOTAL	VOTE %		Election Day	Early Voting	Ballots By Mail	Provisional	Limited Ballot
For	230	70.77%	<div><div></div></div>	106	111	13	0	0
Against	95	29.23%	<div><div></div></div>	47	47	1	0	0
Total Votes Cast	325	100.00%	<div><div></div></div>	153	158	14	0	0
Overvotes	0			0	0	0	0	0
Undervotes	10			3	6	1	0	0
Contest Totals	335			156	164	15	0	0

### Proposition 2 – State of Texas

Vote For 1

	TOTAL	VOTE %		Election Day	Early Voting	Ballots By Mail	Provisional	Limited Ballot
For	212	66.67%	<div><div></div></div>	107	96	9	0	0
Against	106	33.33%	<div><div></div></div>	43	58	5	0	0
Total Votes Cast	318	100.00%	<div><div></div></div>	150	154	14	0	0
Overvotes	0			0	0	0	0	0
Undervotes	17			6	10	1	0	0
Contest Totals	335			156	164	15	0	0

### Proposition 3 – State of Texas

Vote For 1

	TOTAL	VOTE %		Election Day	Early Voting	Ballots By Mail	Provisional	Limited Ballot
For	206	64.17%	<div><div></div></div>	98	103	5	0	0
Against	115	35.83%	<div><div></div></div>	53	53	9	0	0
Total Votes Cast	321	100.00%	<div><div></div></div>	151	156	14	0	0
Overvotes	0			0	0	0	0	0
Undervotes	14			5	8	1	0	0
Contest Totals	335			156	164	15	0	0

### Proposition 4 – State of Texas

Vote For 1

	TOTAL	VOTE %		Election Day	Early Voting	Ballots By Mail	Provisional	Limited Ballot
For	258	79.14%	<div><div></div></div>	122	127	9	0	0
Against	68	20.86%	<div><div></div></div>	33	30	5	0	0
Total Votes Cast	326	100.00%	<div><div></div></div>	155	157	14	0	0
Overvotes	0			0	0	0	0	0
Undervotes	9			1	7	1	0	0
Contest Totals	335			156	164	15	0	0



## PCT 012

### Proposition 5 – State of Texas

Vote For 1

	TOTAL	VOTE %		Election Day	Early Voting	Ballots By Mail	Provisional	Limited Ballot
For	210	65.83%	<div><div></div></div>	103	100	7	0	0
Against	109	34.17%	<div><div></div></div>	46	56	7	0	0
Total Votes Cast	319	100.00%	<div><div></div></div>	149	156	14	0	0
Overvotes	0			0	0	0	0	0
Undervotes	16			7	8	1	0	0
Contest Totals	335			156	164	15	0	0

### Proposition 6 – State of Texas

Vote For 1

	TOTAL	VOTE %		Election Day	Early Voting	Ballots By Mail	Provisional	Limited Ballot
For	252	77.06%	<div><div></div></div>	121	123	8	0	0
Against	75	22.94%	<div><div></div></div>	32	37	6	0	0
Total Votes Cast	327	100.00%	<div><div></div></div>	153	160	14	0	0
Overvotes	0			0	0	0	0	0
Undervotes	8			3	4	1	0	0
Contest Totals	335			156	164	15	0	0

### Proposition 7 – State of Texas

Vote For 1

	TOTAL	VOTE %		Election Day	Early Voting	Ballots By Mail	Provisional	Limited Ballot
For	197	60.99%	<div><div></div></div>	94	92	11	0	0
Against	126	39.01%	<div><div></div></div>	59	64	3	0	0
Total Votes Cast	323	100.00%	<div><div></div></div>	153	156	14	0	0
Overvotes	0			0	0	0	0	0
Undervotes	12			3	8	1	0	0
Contest Totals	335			156	164	15	0	0

### Proposition 8 – State of Texas

Vote For 1

	TOTAL	VOTE %		Election Day	Early Voting	Ballots By Mail	Provisional	Limited Ballot
For	224	69.35%	<div><div></div></div>	113	105	6	0	0
Against	99	30.65%	<div><div></div></div>	39	52	8	0	0
Total Votes Cast	323	100.00%	<div><div></div></div>	152	157	14	0	0
Overvotes	0			0	0	0	0	0
Undervotes	12			4	7	1	0	0
Contest Totals	335			156	164	15	0	0

## PCT 012

### Proposition 9 – State of Texas

Vote For 1

	TOTAL	VOTE %		Election Day	Early Voting	Ballots By Mail	Provisional	Limited Ballot
For	269	81.52%	<div><div></div></div>	131	127	11	0	0
Against	61	18.48%	<div><div></div></div>	22	36	3	0	0
Total Votes Cast	330	100.00%	<div><div></div></div>	153	163	14	0	0
Overvotes	0			0	0	0	0	0
Undervotes	5			3	1	1	0	0
Contest Totals	335			156	164	15	0	0

### Proposition 10 – State of Texas

Vote For 1

	TOTAL	VOTE %		Election Day	Early Voting	Ballots By Mail	Provisional	Limited Ballot
For	164	51.25%	<div><div></div></div>	74	81	9	0	0
Against	156	48.75%	<div><div></div></div>	76	75	5	0	0
Total Votes Cast	320	100.00%	<div><div></div></div>	150	156	14	0	0
Overvotes	0			0	0	0	0	0
Undervotes	15			6	8	1	0	0
Contest Totals	335			156	164	15	0	0

### Proposition 11 – State of Texas

Vote For 1

	TOTAL	VOTE %		Election Day	Early Voting	Ballots By Mail	Provisional	Limited Ballot
For	183	60.40%	<div><div></div></div>	93	80	10	0	0
Against	120	39.60%	<div><div></div></div>	50	65	5	0	0
Total Votes Cast	303	100.00%	<div><div></div></div>	143	145	15	0	0
Overvotes	0			0	0	0	0	0
Undervotes	32			13	19	0	0	0
Contest Totals	335			156	164	15	0	0

### Proposition 12 – State of Texas

Vote For 1

	TOTAL	VOTE %		Election Day	Early Voting	Ballots By Mail	Provisional	Limited Ballot
For	153	54.06%	<div><div></div></div>	63	83	7	0	0
Against	130	45.94%	<div><div></div></div>	64	59	7	0	0
Total Votes Cast	283	100.00%	<div><div></div></div>	127	142	14	0	0
Overvotes	0			0	0	0	0	0
Undervotes	52			29	22	1	0	0
Contest Totals	335			156	164	15	0	0

## PCT 012

### Proposition 13 – State of Texas

Vote For 1

	TOTAL	VOTE %		Election Day	Early Voting	Ballots By Mail	Provisional	Limited Ballot
For	116	36.36%	<div><div></div></div>	52	59	5	0	0
Against	203	63.64%	<div><div></div></div>	96	97	10	0	0
Total Votes Cast	319	100.00%	<div><div></div></div>	148	156	15	0	0
Overvotes	0			0	0	0	0	0
Undervotes	16			8	8	0	0	0
Contest Totals	335			156	164	15	0	0

### Proposition 14 – State of Texas

Vote For 1

	TOTAL	VOTE %		Election Day	Early Voting	Ballots By Mail	Provisional	Limited Ballot
For	242	74.46%	<div><div></div></div>	121	110	11	0	0
Against	83	25.54%	<div><div></div></div>	33	46	4	0	0
Total Votes Cast	325	100.00%	<div><div></div></div>	154	156	15	0	0
Overvotes	0			0	0	0	0	0
Undervotes	10			2	8	0	0	0
Contest Totals	335			156	164	15	0	0

### Proposition A – Collin County

Vote For 1

	TOTAL	VOTE %		Election Day	Early Voting	Ballots By Mail	Provisional	Limited Ballot
For	183	56.66%	<div><div></div></div>	85	85	13	0	0
Against	140	43.34%	<div><div></div></div>	65	73	2	0	0
Total Votes Cast	323	100.00%	<div><div></div></div>	150	158	15	0	0
Overvotes	0			0	0	0	0	0
Undervotes	12			6	6	0	0	0
Contest Totals	335			156	164	15	0	0

### Proposition B – Collin County

Vote For 1

	TOTAL	VOTE %		Election Day	Early Voting	Ballots By Mail	Provisional	Limited Ballot
For	226	69.97%	<div><div></div></div>	106	109	11	0	0
Against	97	30.03%	<div><div></div></div>	44	49	4	0	0
Total Votes Cast	323	100.00%	<div><div></div></div>	150	158	15	0	0
Overvotes	0			0	0	0	0	0
Undervotes	12			6	6	0	0	0
Contest Totals	335			156	164	15	0	0

## PCT 012

### Proposition C – Collin County

Vote For 1

	TOTAL	VOTE %		Election Day	Early Voting	Ballots By Mail	Provisional	Limited Ballot
For	180	56.60%	<div><div></div></div>	79	90	11	0	0
Against	138	43.40%	<div><div></div></div>	68	66	4	0	0
Total Votes Cast	318	100.00%	<div><div></div></div>	147	156	15	0	0
Overvotes	0			0	0	0	0	0
Undervotes	17			9	8	0	0	0
Contest Totals	335			156	164	15	0	0

### Proposition D – Collin County

Vote For 1

	TOTAL	VOTE %		Election Day	Early Voting	Ballots By Mail	Provisional	Limited Ballot
For	209	65.52%	<div><div></div></div>	103	95	11	0	0
Against	110	34.48%	<div><div></div></div>	46	60	4	0	0
Total Votes Cast	319	100.00%	<div><div></div></div>	149	155	15	0	0
Overvotes	0			0	0	0	0	0
Undervotes	16			7	9	0	0	0
Contest Totals	335			156	164	15	0	0

### Proposition E – Collin County

Vote For 1

	TOTAL	VOTE %		Election Day	Early Voting	Ballots By Mail	Provisional	Limited Ballot
For	223	68.83%	<div><div></div></div>	99	113	11	0	0
Against	101	31.17%	<div><div></div></div>	52	45	4	0	0
Total Votes Cast	324	100.00%	<div><div></div></div>	151	158	15	0	0
Overvotes	0			0	0	0	0	0
Undervotes	11			5	6	0	0	0
Contest Totals	335			156	164	15	0	0

## PCT 013

### Proposition 1 – State of Texas

Vote For 1

	TOTAL	VOTE %		Election Day	Early Voting	Ballots By Mail	Provision al	Limited Ballot
For	427	83.89%	<div><div></div></div>	208	210	9	0	0
Against	82	16.11%	<div><div></div></div>	45	37	0	0	0
Total Votes Cast	509	100.00%	<div><div></div></div>	253	247	9	0	0
Overvotes	0			0	0	0	0	0
Undervotes	14			8	6	0	0	0
Contest Totals	523			261	253	9	0	0

### Proposition 2 – State of Texas

Vote For 1

	TOTAL	VOTE %		Election Day	Early Voting	Ballots By Mail	Provision al	Limited Ballot
For	302	60.76%	<div><div></div></div>	148	148	6	0	0
Against	195	39.24%	<div><div></div></div>	99	93	3	0	0
Total Votes Cast	497	100.00%	<div><div></div></div>	247	241	9	0	0
Overvotes	0			0	0	0	0	0
Undervotes	26			14	12	0	0	0
Contest Totals	523			261	253	9	0	0

### Proposition 3 – State of Texas

Vote For 1

	TOTAL	VOTE %		Election Day	Early Voting	Ballots By Mail	Provision al	Limited Ballot
For	416	82.70%	<div><div></div></div>	207	200	9	0	0
Against	87	17.30%	<div><div></div></div>	48	39	0	0	0
Total Votes Cast	503	100.00%	<div><div></div></div>	255	239	9	0	0
Overvotes	0			0	0	0	0	0
Undervotes	20			6	14	0	0	0
Contest Totals	523			261	253	9	0	0

### Proposition 4 – State of Texas

Vote For 1

	TOTAL	VOTE %		Election Day	Early Voting	Ballots By Mail	Provision al	Limited Ballot
For	455	91.18%	<div><div></div></div>	224	222	9	0	0
Against	44	8.82%	<div><div></div></div>	27	17	0	0	0
Total Votes Cast	499	100.00%	<div><div></div></div>	251	239	9	0	0
Overvotes	0			0	0	0	0	0
Undervotes	24			10	14	0	0	0
Contest Totals	523			261	253	9	0	0

## PCT 013

### Proposition 5 – State of Texas

Vote For 1

	TOTAL	VOTE %		Election Day	Early Voting	Ballots By Mail	Provisional	Limited Ballot
For	303	60.97%	<div><div></div></div>	139	157	7	0	0
Against	194	39.03%	<div><div></div></div>	111	81	2	0	0
Total Votes Cast	497	100.00%	<div><div></div></div>	250	238	9	0	0
Overvotes	0			0	0	0	0	0
Undervotes	26			11	15	0	0	0
Contest Totals	523			261	253	9	0	0

### Proposition 6 – State of Texas

Vote For 1

	TOTAL	VOTE %		Election Day	Early Voting	Ballots By Mail	Provisional	Limited Ballot
For	376	75.65%	<div><div></div></div>	170	197	9	0	0
Against	121	24.35%	<div><div></div></div>	79	42	0	0	0
Total Votes Cast	497	100.00%	<div><div></div></div>	249	239	9	0	0
Overvotes	0			0	0	0	0	0
Undervotes	26			12	14	0	0	0
Contest Totals	523			261	253	9	0	0

### Proposition 7 – State of Texas

Vote For 1

	TOTAL	VOTE %		Election Day	Early Voting	Ballots By Mail	Provisional	Limited Ballot
For	340	68.41%	<div><div></div></div>	154	177	9	0	0
Against	157	31.59%	<div><div></div></div>	95	62	0	0	0
Total Votes Cast	497	100.00%	<div><div></div></div>	249	239	9	0	0
Overvotes	0			0	0	0	0	0
Undervotes	26			12	14	0	0	0
Contest Totals	523			261	253	9	0	0

### Proposition 8 – State of Texas

Vote For 1

	TOTAL	VOTE %		Election Day	Early Voting	Ballots By Mail	Provisional	Limited Ballot
For	327	65.79%	<div><div></div></div>	152	166	9	0	0
Against	170	34.21%	<div><div></div></div>	97	73	0	0	0
Total Votes Cast	497	100.00%	<div><div></div></div>	249	239	9	0	0
Overvotes	0			0	0	0	0	0
Undervotes	26			12	14	0	0	0
Contest Totals	523			261	253	9	0	0

## PCT 013

### Proposition 9 – State of Texas

Vote For 1

	TOTAL	VOTE %		Election Day	Early Voting	Ballots By Mail	Provisional	Limited Ballot
For	390	77.84%	<div><div></div></div>	190	193	7	0	0
Against	111	22.16%	<div><div></div></div>	62	47	2	0	0
Total Votes Cast	501	100.00%	<div><div></div></div>	252	240	9	0	0
Overvotes	0			0	0	0	0	0
Undervotes	22			9	13	0	0	0
Contest Totals	523			261	253	9	0	0

### Proposition 10 – State of Texas

Vote For 1

	TOTAL	VOTE %		Election Day	Early Voting	Ballots By Mail	Provisional	Limited Ballot
For	264	54.10%	<div><div></div></div>	124	133	7	0	0
Against	224	45.90%	<div><div></div></div>	121	101	2	0	0
Total Votes Cast	488	100.00%	<div><div></div></div>	245	234	9	0	0
Overvotes	0			0	0	0	0	0
Undervotes	35			16	19	0	0	0
Contest Totals	523			261	253	9	0	0

### Proposition 11 – State of Texas

Vote For 1

	TOTAL	VOTE %		Election Day	Early Voting	Ballots By Mail	Provisional	Limited Ballot
For	270	58.82%	<div><div></div></div>	126	135	9	0	0
Against	189	41.18%	<div><div></div></div>	109	80	0	0	0
Total Votes Cast	459	100.00%	<div><div></div></div>	235	215	9	0	0
Overvotes	0			0	0	0	0	0
Undervotes	64			26	38	0	0	0
Contest Totals	523			261	253	9	0	0

### Proposition 12 – State of Texas

Vote For 1

	TOTAL	VOTE %		Election Day	Early Voting	Ballots By Mail	Provisional	Limited Ballot
For	244	56.22%	<div><div></div></div>	115	125	4	0	0
Against	190	43.78%	<div><div></div></div>	107	79	4	0	0
Total Votes Cast	434	100.00%	<div><div></div></div>	222	204	8	0	0
Overvotes	0			0	0	0	0	0
Undervotes	89			39	49	1	0	0
Contest Totals	523			261	253	9	0	0

## PCT 013

### Proposition 13 – State of Texas

Vote For 1

	TOTAL	VOTE %		Election Day	Early Voting	Ballots By Mail	Provisional	Limited Ballot
For	226	45.94%	<div><div></div></div>	117	109	0	0	0
Against	266	54.06%	<div><div></div></div>	130	127	9	0	0
Total Votes Cast	492	100.00%	<div><div></div></div>	247	236	9	0	0
Overvotes	0			0	0	0	0	0
Undervotes	31			14	17	0	0	0
Contest Totals	523			261	253	9	0	0

### Proposition 14 – State of Texas

Vote For 1

	TOTAL	VOTE %		Election Day	Early Voting	Ballots By Mail	Provisional	Limited Ballot
For	355	71.14%	<div><div></div></div>	162	186	7	0	0
Against	144	28.86%	<div><div></div></div>	86	56	2	0	0
Total Votes Cast	499	100.00%	<div><div></div></div>	248	242	9	0	0
Overvotes	0			0	0	0	0	0
Undervotes	24			13	11	0	0	0
Contest Totals	523			261	253	9	0	0

### Proposition A – Collin County

Vote For 1

	TOTAL	VOTE %		Election Day	Early Voting	Ballots By Mail	Provisional	Limited Ballot
For	245	49.30%	<div><div></div></div>	100	141	4	0	0
Against	252	50.70%	<div><div></div></div>	149	98	5	0	0
Total Votes Cast	497	100.00%	<div><div></div></div>	249	239	9	0	0
Overvotes	0			0	0	0	0	0
Undervotes	26			12	14	0	0	0
Contest Totals	523			261	253	9	0	0

### Proposition B – Collin County

Vote For 1

	TOTAL	VOTE %		Election Day	Early Voting	Ballots By Mail	Provisional	Limited Ballot
For	283	56.71%	<div><div></div></div>	117	159	7	0	0
Against	216	43.29%	<div><div></div></div>	132	82	2	0	0
Total Votes Cast	499	100.00%	<div><div></div></div>	249	241	9	0	0
Overvotes	0			0	0	0	0	0
Undervotes	24			12	12	0	0	0
Contest Totals	523			261	253	9	0	0



## PCT 013

### Proposition C – Collin County

Vote For 1

	TOTAL	VOTE %		Election Day	Early Voting	Ballots By Mail	Provisional	Limited Ballot
For	253	51.32%	<div><div></div></div>	104	143	6	0	0
Against	240	48.68%	<div><div></div></div>	144	93	3	0	0
Total Votes Cast	493	100.00%	<div><div></div></div>	248	236	9	0	0
Overvotes	0			0	0	0	0	0
Undervotes	30			13	17	0	0	0
Contest Totals	523			261	253	9	0	0

### Proposition D – Collin County

Vote For 1

	TOTAL	VOTE %		Election Day	Early Voting	Ballots By Mail	Provisional	Limited Ballot
For	299	60.65%	<div><div></div></div>	132	161	6	0	0
Against	194	39.35%	<div><div></div></div>	115	76	3	0	0
Total Votes Cast	493	100.00%	<div><div></div></div>	247	237	9	0	0
Overvotes	0			0	0	0	0	0
Undervotes	30			14	16	0	0	0
Contest Totals	523			261	253	9	0	0

### Proposition E – Collin County

Vote For 1

	TOTAL	VOTE %		Election Day	Early Voting	Ballots By Mail	Provisional	Limited Ballot
For	385	76.39%	<div><div></div></div>	182	195	8	0	0
Against	119	23.61%	<div><div></div></div>	70	48	1	0	0
Total Votes Cast	504	100.00%	<div><div></div></div>	252	243	9	0	0
Overvotes	0			0	0	0	0	0
Undervotes	19			9	10	0	0	0
Contest Totals	523			261	253	9	0	0

### Proposition A – Prosper ISD

Vote For 1

	TOTAL	VOTE %		Election Day	Early Voting	Ballots By Mail	Provisional	Limited Ballot
FOR	275	61.11%	<div><div></div></div>	118	153	4	0	0
AGAINST	175	38.89%	<div><div></div></div>	98	74	3	0	0
Total Votes Cast	450	100.00%	<div><div></div></div>	216	227	7	0	0
Overvotes	0			0	0	0	0	0
Undervotes	3			0	3	0	0	0
Contest Totals	453			216	230	7	0	0

## PCT 013

### Proposition B – Prosper ISD

Vote For 1

	TOTAL	VOTE %		Election Day	Early Voting	Ballots By Mail	Provisional	Limited Ballot
FOR	261	58.39%	<div><div></div></div>	119	138	4	0	0
AGAINST	186	41.61%	<div><div></div></div>	95	88	3	0	0
Total Votes Cast	447	100.00%	<div><div></div></div>	214	226	7	0	0
Overvotes	0			0	0	0	0	0
Undervotes	6			2	4	0	0	0
Contest Totals	453			216	230	7	0	0

### Proposition C – Prosper ISD

Vote For 1

	TOTAL	VOTE %		Election Day	Early Voting	Ballots By Mail	Provisional	Limited Ballot
FOR	194	43.40%	<div><div></div></div>	85	107	2	0	0
AGAINST	253	56.60%	<div><div></div></div>	129	119	5	0	0
Total Votes Cast	447	100.00%	<div><div></div></div>	214	226	7	0	0
Overvotes	0			0	0	0	0	0
Undervotes	6			2	4	0	0	0
Contest Totals	453			216	230	7	0	0

### Proposition D – Prosper ISD

Vote For 1

	TOTAL	VOTE %		Election Day	Early Voting	Ballots By Mail	Provisional	Limited Ballot
FOR	223	49.89%	<div><div></div></div>	103	118	2	0	0
AGAINST	224	50.11%	<div><div></div></div>	111	108	5	0	0
Total Votes Cast	447	100.00%	<div><div></div></div>	214	226	7	0	0
Overvotes	0			0	0	0	0	0
Undervotes	6			2	4	0	0	0
Contest Totals	453			216	230	7	0	0

## PCT 014

### Proposition 1 – State of Texas

Vote For 1

	TOTAL	VOTE %		Election Day	Early Voting	Ballots By Mail	Provision al	Limited Ballot
For	147	67.74%	<div><div></div></div>	74	68	5	0	0
Against	70	32.26%	<div><div></div></div>	39	30	1	0	0
Total Votes Cast	217	100.00%	<div><div></div></div>	113	98	6	0	0
Overvotes	0			0	0	0	0	0
Undervotes	11			4	5	2	0	0
Contest Totals	228			117	103	8	0	0

### Proposition 2 – State of Texas

Vote For 1

	TOTAL	VOTE %		Election Day	Early Voting	Ballots By Mail	Provision al	Limited Ballot
For	130	60.75%	<div><div></div></div>	67	57	6	0	0
Against	84	39.25%	<div><div></div></div>	44	40	0	0	0
Total Votes Cast	214	100.00%	<div><div></div></div>	111	97	6	0	0
Overvotes	0			0	0	0	0	0
Undervotes	14			6	6	2	0	0
Contest Totals	228			117	103	8	0	0

### Proposition 3 – State of Texas

Vote For 1

	TOTAL	VOTE %		Election Day	Early Voting	Ballots By Mail	Provision al	Limited Ballot
For	126	58.33%	<div><div></div></div>	59	63	4	0	0
Against	90	41.67%	<div><div></div></div>	53	35	2	0	0
Total Votes Cast	216	100.00%	<div><div></div></div>	112	98	6	0	0
Overvotes	0			0	0	0	0	0
Undervotes	12			5	5	2	0	0
Contest Totals	228			117	103	8	0	0

### Proposition 4 – State of Texas

Vote For 1

	TOTAL	VOTE %		Election Day	Early Voting	Ballots By Mail	Provision al	Limited Ballot
For	185	84.86%	<div><div></div></div>	98	85	2	0	0
Against	33	15.14%	<div><div></div></div>	15	14	4	0	0
Total Votes Cast	218	100.00%	<div><div></div></div>	113	99	6	0	0
Overvotes	0			0	0	0	0	0
Undervotes	10			4	4	2	0	0
Contest Totals	228			117	103	8	0	0

## PCT 014

### Proposition 5 – State of Texas

Vote For 1

	TOTAL	VOTE %		Election Day	Early Voting	Ballots By Mail	Provisional	Limited Ballot
For	153	70.51%	<div><div></div></div>	80	68	5	0	0
Against	64	29.49%	<div><div></div></div>	32	30	2	0	0
Total Votes Cast	217	100.00%	<div><div></div></div>	112	98	7	0	0
Overvotes	0			0	0	0	0	0
Undervotes	11			5	5	1	0	0
Contest Totals	228			117	103	8	0	0

### Proposition 6 – State of Texas

Vote For 1

	TOTAL	VOTE %		Election Day	Early Voting	Ballots By Mail	Provisional	Limited Ballot
For	183	83.94%	<div><div></div></div>	95	82	6	0	0
Against	35	16.06%	<div><div></div></div>	19	16	0	0	0
Total Votes Cast	218	100.00%	<div><div></div></div>	114	98	6	0	0
Overvotes	0			0	0	0	0	0
Undervotes	10			3	5	2	0	0
Contest Totals	228			117	103	8	0	0

### Proposition 7 – State of Texas

Vote For 1

	TOTAL	VOTE %		Election Day	Early Voting	Ballots By Mail	Provisional	Limited Ballot
For	138	62.44%	<div><div></div></div>	72	62	4	0	0
Against	83	37.56%	<div><div></div></div>	43	37	3	0	0
Total Votes Cast	221	100.00%	<div><div></div></div>	115	99	7	0	0
Overvotes	0			0	0	0	0	0
Undervotes	7			2	4	1	0	0
Contest Totals	228			117	103	8	0	0

### Proposition 8 – State of Texas

Vote For 1

	TOTAL	VOTE %		Election Day	Early Voting	Ballots By Mail	Provisional	Limited Ballot
For	166	75.80%	<div><div></div></div>	86	76	4	0	0
Against	53	24.20%	<div><div></div></div>	28	23	2	0	0
Total Votes Cast	219	100.00%	<div><div></div></div>	114	99	6	0	0
Overvotes	0			0	0	0	0	0
Undervotes	9			3	4	2	0	0
Contest Totals	228			117	103	8	0	0

## PCT 014

### Proposition 9 – State of Texas

Vote For 1

	TOTAL	VOTE %		Election Day	Early Voting	Ballots By Mail	Provisional	Limited Ballot
For	187	83.48%	<div><div></div></div>	99	81	7	0	0
Against	37	16.52%	<div><div></div></div>	16	21	0	0	0
Total Votes Cast	224	100.00%	<div><div></div></div>	115	102	7	0	0
Overvotes	0			0	0	0	0	0
Undervotes	4			2	1	1	0	0
Contest Totals	228			117	103	8	0	0

### Proposition 10 – State of Texas

Vote For 1

	TOTAL	VOTE %		Election Day	Early Voting	Ballots By Mail	Provisional	Limited Ballot
For	97	45.33%	<div><div></div></div>	51	43	3	0	0
Against	117	54.67%	<div><div></div></div>	60	54	3	0	0
Total Votes Cast	214	100.00%	<div><div></div></div>	111	97	6	0	0
Overvotes	0			0	0	0	0	0
Undervotes	14			6	6	2	0	0
Contest Totals	228			117	103	8	0	0

### Proposition 11 – State of Texas

Vote For 1

	TOTAL	VOTE %		Election Day	Early Voting	Ballots By Mail	Provisional	Limited Ballot
For	133	63.03%	<div><div></div></div>	68	60	5	0	0
Against	78	36.97%	<div><div></div></div>	40	36	2	0	0
Total Votes Cast	211	100.00%	<div><div></div></div>	108	96	7	0	0
Overvotes	0			0	0	0	0	0
Undervotes	17			9	7	1	0	0
Contest Totals	228			117	103	8	0	0

### Proposition 12 – State of Texas

Vote For 1

	TOTAL	VOTE %		Election Day	Early Voting	Ballots By Mail	Provisional	Limited Ballot
For	93	46.73%	<div><div></div></div>	41	49	3	0	0
Against	106	53.27%	<div><div></div></div>	60	42	4	0	0
Total Votes Cast	199	100.00%	<div><div></div></div>	101	91	7	0	0
Overvotes	0			0	0	0	0	0
Undervotes	29			16	12	1	0	0
Contest Totals	228			117	103	8	0	0

## PCT 014

### Proposition 13 – State of Texas

Vote For 1

	TOTAL	VOTE %		Election Day	Early Voting	Ballots By Mail	Provisional	Limited Ballot
For	63	28.51%	<div><div></div></div>	32	27	4	0	0
Against	158	71.49%	<div><div></div></div>	82	72	4	0	0
Total Votes Cast	221	100.00%	<div><div></div></div>	114	99	8	0	0
Overvotes	0			0	0	0	0	0
Undervotes	7			3	4	0	0	0
Contest Totals	228			117	103	8	0	0

### Proposition 14 – State of Texas

Vote For 1

	TOTAL	VOTE %		Election Day	Early Voting	Ballots By Mail	Provisional	Limited Ballot
For	179	81.74%	<div><div></div></div>	96	78	5	0	0
Against	40	18.26%	<div><div></div></div>	17	20	3	0	0
Total Votes Cast	219	100.00%	<div><div></div></div>	113	98	8	0	0
Overvotes	0			0	0	0	0	0
Undervotes	9			4	5	0	0	0
Contest Totals	228			117	103	8	0	0

### Proposition A – Collin County

Vote For 1

	TOTAL	VOTE %		Election Day	Early Voting	Ballots By Mail	Provisional	Limited Ballot
For	123	56.42%	<div><div></div></div>	62	56	5	0	0
Against	95	43.58%	<div><div></div></div>	49	43	3	0	0
Total Votes Cast	218	100.00%	<div><div></div></div>	111	99	8	0	0
Overvotes	0			0	0	0	0	0
Undervotes	10			6	4	0	0	0
Contest Totals	228			117	103	8	0	0

### Proposition B – Collin County

Vote For 1

	TOTAL	VOTE %		Election Day	Early Voting	Ballots By Mail	Provisional	Limited Ballot
For	139	64.35%	<div><div></div></div>	84	52	3	0	0
Against	77	35.65%	<div><div></div></div>	28	44	5	0	0
Total Votes Cast	216	100.00%	<div><div></div></div>	112	96	8	0	0
Overvotes	0			0	0	0	0	0
Undervotes	12			5	7	0	0	0
Contest Totals	228			117	103	8	0	0

## PCT 014

### Proposition C – Collin County

Vote For 1

	TOTAL	VOTE %		Election Day	Early Voting	Ballots By Mail	Provisional	Limited Ballot
For	126	59.72%	<div><div></div></div>	65	55	6	0	0
Against	85	40.28%	<div><div></div></div>	43	40	2	0	0
Total Votes Cast	211	100.00%	<div><div></div></div>	108	95	8	0	0
Overvotes	0			0	0	0	0	0
Undervotes	17			9	8	0	0	0
Contest Totals	228			117	103	8	0	0

### Proposition D – Collin County

Vote For 1

	TOTAL	VOTE %		Election Day	Early Voting	Ballots By Mail	Provisional	Limited Ballot
For	158	72.81%	<div><div></div></div>	87	66	5	0	0
Against	59	27.19%	<div><div></div></div>	24	32	3	0	0
Total Votes Cast	217	100.00%	<div><div></div></div>	111	98	8	0	0
Overvotes	0			0	0	0	0	0
Undervotes	11			6	5	0	0	0
Contest Totals	228			117	103	8	0	0

### Proposition E – Collin County

Vote For 1

	TOTAL	VOTE %		Election Day	Early Voting	Ballots By Mail	Provisional	Limited Ballot
For	171	78.80%	<div><div></div></div>	91	73	7	0	0
Against	46	21.20%	<div><div></div></div>	20	26	0	0	0
Total Votes Cast	217	100.00%	<div><div></div></div>	111	99	7	0	0
Overvotes	0			0	0	0	0	0
Undervotes	11			6	4	1	0	0
Contest Totals	228			117	103	8	0	0

## PCT 015

### Proposition 1 – State of Texas

Vote For 1

	TOTAL	VOTE %		Election Day	Early Voting	Ballots By Mail	Provisional	Limited Ballot
For	127	64.80%	<div><div></div></div>	68	54	5	0	0
Against	69	35.20%	<div><div></div></div>	28	39	2	0	0
Total Votes Cast	196	100.00%	<div><div></div></div>	96	93	7	0	0
Overvotes	0			0	0	0	0	0
Undervotes	5			2	2	1	0	0
Contest Totals	201			98	95	8	0	0

### Proposition 2 – State of Texas

Vote For 1

	TOTAL	VOTE %		Election Day	Early Voting	Ballots By Mail	Provisional	Limited Ballot
For	128	65.98%	<div><div></div></div>	67	57	4	0	0
Against	66	34.02%	<div><div></div></div>	29	34	3	0	0
Total Votes Cast	194	100.00%	<div><div></div></div>	96	91	7	0	0
Overvotes	0			0	0	0	0	0
Undervotes	7			2	4	1	0	0
Contest Totals	201			98	95	8	0	0

### Proposition 3 – State of Texas

Vote For 1

	TOTAL	VOTE %		Election Day	Early Voting	Ballots By Mail	Provisional	Limited Ballot
For	103	53.37%	<div><div></div></div>	46	56	1	0	0
Against	90	46.63%	<div><div></div></div>	49	35	6	0	0
Total Votes Cast	193	100.00%	<div><div></div></div>	95	91	7	0	0
Overvotes	0			0	0	0	0	0
Undervotes	8			3	4	1	0	0
Contest Totals	201			98	95	8	0	0

### Proposition 4 – State of Texas

Vote For 1

	TOTAL	VOTE %		Election Day	Early Voting	Ballots By Mail	Provisional	Limited Ballot
For	151	77.44%	<div><div></div></div>	73	73	5	0	0
Against	44	22.56%	<div><div></div></div>	23	19	2	0	0
Total Votes Cast	195	100.00%	<div><div></div></div>	96	92	7	0	0
Overvotes	0			0	0	0	0	0
Undervotes	6			2	3	1	0	0
Contest Totals	201			98	95	8	0	0



## PCT 015

### Proposition 5 – State of Texas

Vote For 1

	TOTAL	VOTE %		Election Day	Early Voting	Ballots By Mail	Provisional	Limited Ballot
For	122	61.62%	<div><div></div></div>	57	59	6	0	0
Against	76	38.38%	<div><div></div></div>	40	35	1	0	0
Total Votes Cast	198	100.00%	<div><div></div></div>	97	94	7	0	0
Overvotes	0			0	0	0	0	0
Undervotes	3			1	1	1	0	0
Contest Totals	201			98	95	8	0	0

### Proposition 6 – State of Texas

Vote For 1

	TOTAL	VOTE %		Election Day	Early Voting	Ballots By Mail	Provisional	Limited Ballot
For	151	77.84%	<div><div></div></div>	71	74	6	0	0
Against	43	22.16%	<div><div></div></div>	24	18	1	0	0
Total Votes Cast	194	100.00%	<div><div></div></div>	95	92	7	0	0
Overvotes	0			0	0	0	0	0
Undervotes	7			3	3	1	0	0
Contest Totals	201			98	95	8	0	0

### Proposition 7 – State of Texas

Vote For 1

	TOTAL	VOTE %		Election Day	Early Voting	Ballots By Mail	Provisional	Limited Ballot
For	109	55.61%	<div><div></div></div>	54	53	2	0	0
Against	87	44.39%	<div><div></div></div>	42	40	5	0	0
Total Votes Cast	196	100.00%	<div><div></div></div>	96	93	7	0	0
Overvotes	0			0	0	0	0	0
Undervotes	5			2	2	1	0	0
Contest Totals	201			98	95	8	0	0

### Proposition 8 – State of Texas

Vote For 1

	TOTAL	VOTE %		Election Day	Early Voting	Ballots By Mail	Provisional	Limited Ballot
For	140	71.07%	<div><div></div></div>	65	69	6	0	0
Against	57	28.93%	<div><div></div></div>	31	25	1	0	0
Total Votes Cast	197	100.00%	<div><div></div></div>	96	94	7	0	0
Overvotes	0			0	0	0	0	0
Undervotes	4			2	1	1	0	0
Contest Totals	201			98	95	8	0	0

## PCT 015

### Proposition 9 – State of Texas

Vote For 1

	TOTAL	VOTE %		Election Day	Early Voting	Ballots By Mail	Provisional	Limited Ballot
For	167	83.92%	<div><div></div></div>	79	81	7	0	0
Against	32	16.08%	<div><div></div></div>	18	14	0	0	0
Total Votes Cast	199	100.00%	<div><div></div></div>	97	95	7	0	0
Overvotes	0			0	0	0	0	0
Undervotes	2			1	0	1	0	0
Contest Totals	201			98	95	8	0	0

### Proposition 10 – State of Texas

Vote For 1

	TOTAL	VOTE %		Election Day	Early Voting	Ballots By Mail	Provisional	Limited Ballot
For	87	45.31%	<div><div></div></div>	37	45	5	0	0
Against	105	54.69%	<div><div></div></div>	58	45	2	0	0
Total Votes Cast	192	100.00%	<div><div></div></div>	95	90	7	0	0
Overvotes	0			0	0	0	0	0
Undervotes	9			3	5	1	0	0
Contest Totals	201			98	95	8	0	0

### Proposition 11 – State of Texas

Vote For 1

	TOTAL	VOTE %		Election Day	Early Voting	Ballots By Mail	Provisional	Limited Ballot
For	114	61.29%	<div><div></div></div>	59	53	2	0	0
Against	72	38.71%	<div><div></div></div>	32	34	6	0	0
Total Votes Cast	186	100.00%	<div><div></div></div>	91	87	8	0	0
Overvotes	0			0	0	0	0	0
Undervotes	15			7	8	0	0	0
Contest Totals	201			98	95	8	0	0

### Proposition 12 – State of Texas

Vote For 1

	TOTAL	VOTE %		Election Day	Early Voting	Ballots By Mail	Provisional	Limited Ballot
For	85	48.85%	<div><div></div></div>	38	44	3	0	0
Against	89	51.15%	<div><div></div></div>	47	38	4	0	0
Total Votes Cast	174	100.00%	<div><div></div></div>	85	82	7	0	0
Overvotes	0			0	0	0	0	0
Undervotes	27			13	13	1	0	0
Contest Totals	201			98	95	8	0	0

## PCT 015

### Proposition 13 – State of Texas

Vote For 1

	TOTAL	VOTE %		Election Day	Early Voting	Ballots By Mail	Provisional	Limited Ballot
For	54	28.12%	<div><div></div></div>	23	29	2	0	0
Against	138	71.88%	<div><div></div></div>	71	61	6	0	0
Total Votes Cast	192	100.00%	<div><div></div></div>	94	90	8	0	0
Overvotes	0			0	0	0	0	0
Undervotes	9			4	5	0	0	0
Contest Totals	201			98	95	8	0	0

### Proposition 14 – State of Texas

Vote For 1

	TOTAL	VOTE %		Election Day	Early Voting	Ballots By Mail	Provisional	Limited Ballot
For	146	74.49%	<div><div></div></div>	72	67	7	0	0
Against	50	25.51%	<div><div></div></div>	22	27	1	0	0
Total Votes Cast	196	100.00%	<div><div></div></div>	94	94	8	0	0
Overvotes	0			0	0	0	0	0
Undervotes	5			4	1	0	0	0
Contest Totals	201			98	95	8	0	0

### Proposition A – Collin County

Vote For 1

	TOTAL	VOTE %		Election Day	Early Voting	Ballots By Mail	Provisional	Limited Ballot
For	102	52.31%	<div><div></div></div>	42	55	5	0	0
Against	93	47.69%	<div><div></div></div>	54	36	3	0	0
Total Votes Cast	195	100.00%	<div><div></div></div>	96	91	8	0	0
Overvotes	0			0	0	0	0	0
Undervotes	6			2	4	0	0	0
Contest Totals	201			98	95	8	0	0

### Proposition B – Collin County

Vote For 1

	TOTAL	VOTE %		Election Day	Early Voting	Ballots By Mail	Provisional	Limited Ballot
For	134	68.37%	<div><div></div></div>	63	65	6	0	0
Against	62	31.63%	<div><div></div></div>	33	27	2	0	0
Total Votes Cast	196	100.00%	<div><div></div></div>	96	92	8	0	0
Overvotes	0			0	0	0	0	0
Undervotes	5			2	3	0	0	0
Contest Totals	201			98	95	8	0	0

## PCT 015

### Proposition C – Collin County

Vote For 1

	TOTAL	VOTE %		Election Day	Early Voting	Ballots By Mail	Provisional	Limited Ballot
For	101	52.33%	<div><div></div></div>	49	48	4	0	0
Against	92	47.67%	<div><div></div></div>	46	42	4	0	0
Total Votes Cast	193	100.00%	<div><div></div></div>	95	90	8	0	0
Overvotes	0			0	0	0	0	0
Undervotes	8			3	5	0	0	0
Contest Totals	201			98	95	8	0	0

### Proposition D – Collin County

Vote For 1

	TOTAL	VOTE %		Election Day	Early Voting	Ballots By Mail	Provisional	Limited Ballot
For	119	61.34%	<div><div></div></div>	57	60	2	0	0
Against	75	38.66%	<div><div></div></div>	38	31	6	0	0
Total Votes Cast	194	100.00%	<div><div></div></div>	95	91	8	0	0
Overvotes	0			0	0	0	0	0
Undervotes	7			3	4	0	0	0
Contest Totals	201			98	95	8	0	0

### Proposition E – Collin County

Vote For 1

	TOTAL	VOTE %		Election Day	Early Voting	Ballots By Mail	Provisional	Limited Ballot
For	132	68.04%	<div><div></div></div>	62	64	6	0	0
Against	62	31.96%	<div><div></div></div>	33	27	2	0	0
Total Votes Cast	194	100.00%	<div><div></div></div>	95	91	8	0	0
Overvotes	0			0	0	0	0	0
Undervotes	7			3	4	0	0	0
Contest Totals	201			98	95	8	0	0

## PCT 016

### Proposition 1 – State of Texas

Vote For 1

	TOTAL	VOTE %		Election Day	Early Voting	Ballots By Mail	Provision al	Limited Ballot
For	486	75.70%	<div><div></div></div>	279	203	4	0	0
Against	156	24.30%	<div><div></div></div>	94	61	1	0	0
Total Votes Cast	642	100.00%	<div><div></div></div>	373	264	5	0	0
Overvotes	0			0	0	0	0	0
Undervotes	8			4	4	0	0	0
Contest Totals	650			377	268	5	0	0

### Proposition 2 – State of Texas

Vote For 1

	TOTAL	VOTE %		Election Day	Early Voting	Ballots By Mail	Provision al	Limited Ballot
For	365	57.48%	<div><div></div></div>	206	157	2	0	0
Against	270	42.52%	<div><div></div></div>	163	104	3	0	0
Total Votes Cast	635	100.00%	<div><div></div></div>	369	261	5	0	0
Overvotes	0			0	0	0	0	0
Undervotes	15			8	7	0	0	0
Contest Totals	650			377	268	5	0	0

### Proposition 3 – State of Texas

Vote For 1

	TOTAL	VOTE %		Election Day	Early Voting	Ballots By Mail	Provision al	Limited Ballot
For	492	77.36%	<div><div></div></div>	287	202	3	0	0
Against	144	22.64%	<div><div></div></div>	81	61	2	0	0
Total Votes Cast	636	100.00%	<div><div></div></div>	368	263	5	0	0
Overvotes	0			0	0	0	0	0
Undervotes	14			9	5	0	0	0
Contest Totals	650			377	268	5	0	0

### Proposition 4 – State of Texas

Vote For 1

	TOTAL	VOTE %		Election Day	Early Voting	Ballots By Mail	Provision al	Limited Ballot
For	579	89.63%	<div><div></div></div>	326	249	4	0	0
Against	67	10.37%	<div><div></div></div>	47	19	1	0	0
Total Votes Cast	646	100.00%	<div><div></div></div>	373	268	5	0	0
Overvotes	0			0	0	0	0	0
Undervotes	4			4	0	0	0	0
Contest Totals	650			377	268	5	0	0

## PCT 016

### Proposition 5 – State of Texas

Vote For 1

	TOTAL	VOTE %		Election Day	Early Voting	Ballots By Mail	Provisional	Limited Ballot
For	345	54.33%	<div><div></div><div></div></div>	194	147	4	0	0
Against	290	45.67%	<div><div></div><div></div></div>	175	114	1	0	0
Total Votes Cast	635	100.00%	<div><div></div><div></div></div>	369	261	5	0	0
Overvotes	0			0	0	0	0	0
Undervotes	15			8	7	0	0	0
Contest Totals	650			377	268	5	0	0

### Proposition 6 – State of Texas

Vote For 1

	TOTAL	VOTE %		Election Day	Early Voting	Ballots By Mail	Provisional	Limited Ballot
For	461	72.26%	<div><div></div><div></div></div>	264	193	4	0	0
Against	177	27.74%	<div><div></div><div></div></div>	107	69	1	0	0
Total Votes Cast	638	100.00%	<div><div></div><div></div></div>	371	262	5	0	0
Overvotes	0			0	0	0	0	0
Undervotes	12			6	6	0	0	0
Contest Totals	650			377	268	5	0	0

### Proposition 7 – State of Texas

Vote For 1

	TOTAL	VOTE %		Election Day	Early Voting	Ballots By Mail	Provisional	Limited Ballot
For	408	63.75%	<div><div></div><div></div></div>	224	180	4	0	0
Against	232	36.25%	<div><div></div><div></div></div>	148	83	1	0	0
Total Votes Cast	640	100.00%	<div><div></div><div></div></div>	372	263	5	0	0
Overvotes	0			0	0	0	0	0
Undervotes	10			5	5	0	0	0
Contest Totals	650			377	268	5	0	0

### Proposition 8 – State of Texas

Vote For 1

	TOTAL	VOTE %		Election Day	Early Voting	Ballots By Mail	Provisional	Limited Ballot
For	401	63.15%	<div><div></div><div></div></div>	239	158	4	0	0
Against	234	36.85%	<div><div></div><div></div></div>	130	103	1	0	0
Total Votes Cast	635	100.00%	<div><div></div><div></div></div>	369	261	5	0	0
Overvotes	0			0	0	0	0	0
Undervotes	15			8	7	0	0	0
Contest Totals	650			377	268	5	0	0

## PCT 016

### Proposition 9 – State of Texas

Vote For 1

	TOTAL	VOTE %		Election Day	Early Voting	Ballots By Mail	Provisional	Limited Ballot
For	481	75.04%	<div><div></div></div>	282	196	3	0	0
Against	160	24.96%	<div><div></div></div>	91	67	2	0	0
Total Votes Cast	641	100.00%	<div><div></div></div>	373	263	5	0	0
Overvotes	0			0	0	0	0	0
Undervotes	9			4	5	0	0	0
Contest Totals	650			377	268	5	0	0

### Proposition 10 – State of Texas

Vote For 1

	TOTAL	VOTE %		Election Day	Early Voting	Ballots By Mail	Provisional	Limited Ballot
For	306	48.65%	<div><div></div></div>	179	125	2	0	0
Against	323	51.35%	<div><div></div></div>	185	135	3	0	0
Total Votes Cast	629	100.00%	<div><div></div></div>	364	260	5	0	0
Overvotes	0			0	0	0	0	0
Undervotes	21			13	8	0	0	0
Contest Totals	650			377	268	5	0	0

### Proposition 11 – State of Texas

Vote For 1

	TOTAL	VOTE %		Election Day	Early Voting	Ballots By Mail	Provisional	Limited Ballot
For	333	54.95%	<div><div></div></div>	196	133	4	0	0
Against	273	45.05%	<div><div></div></div>	156	116	1	0	0
Total Votes Cast	606	100.00%	<div><div></div></div>	352	249	5	0	0
Overvotes	0			0	0	0	0	0
Undervotes	44			25	19	0	0	0
Contest Totals	650			377	268	5	0	0

### Proposition 12 – State of Texas

Vote For 1

	TOTAL	VOTE %		Election Day	Early Voting	Ballots By Mail	Provisional	Limited Ballot
For	278	48.43%	<div><div></div></div>	149	129	0	0	0
Against	296	51.57%	<div><div></div></div>	181	110	5	0	0
Total Votes Cast	574	100.00%	<div><div></div></div>	330	239	5	0	0
Overvotes	0			0	0	0	0	0
Undervotes	76			47	29	0	0	0
Contest Totals	650			377	268	5	0	0

## PCT 016

### Proposition 13 – State of Texas

Vote For 1

	TOTAL	VOTE %		Election Day	Early Voting	Ballots By Mail	Provisional	Limited Ballot
For	208	33.02%	<div><div></div></div>	121	86	1	0	0
Against	422	66.98%	<div><div></div></div>	243	175	4	0	0
Total Votes Cast	630	100.00%	<div><div></div></div>	364	261	5	0	0
Overvotes	0			0	0	0	0	0
Undervotes	20			13	7	0	0	0
Contest Totals	650			377	268	5	0	0

### Proposition 14 – State of Texas

Vote For 1

	TOTAL	VOTE %		Election Day	Early Voting	Ballots By Mail	Provisional	Limited Ballot
For	449	71.50%	<div><div></div></div>	256	189	4	0	0
Against	179	28.50%	<div><div></div></div>	108	70	1	0	0
Total Votes Cast	628	100.00%	<div><div></div></div>	364	259	5	0	0
Overvotes	0			0	0	0	0	0
Undervotes	22			13	9	0	0	0
Contest Totals	650			377	268	5	0	0

### Proposition A – Collin County

Vote For 1

	TOTAL	VOTE %		Election Day	Early Voting	Ballots By Mail	Provisional	Limited Ballot
For	288	45.79%	<div><div></div></div>	168	119	1	0	0
Against	341	54.21%	<div><div></div></div>	197	140	4	0	0
Total Votes Cast	629	100.00%	<div><div></div></div>	365	259	5	0	0
Overvotes	0			0	0	0	0	0
Undervotes	21			12	9	0	0	0
Contest Totals	650			377	268	5	0	0

### Proposition B – Collin County

Vote For 1

	TOTAL	VOTE %		Election Day	Early Voting	Ballots By Mail	Provisional	Limited Ballot
For	392	62.03%	<div><div></div></div>	222	166	4	0	0
Against	240	37.97%	<div><div></div></div>	142	97	1	0	0
Total Votes Cast	632	100.00%	<div><div></div></div>	364	263	5	0	0
Overvotes	0			0	0	0	0	0
Undervotes	18			13	5	0	0	0
Contest Totals	650			377	268	5	0	0



## PCT 016

### Proposition C – Collin County

Vote For 1

	TOTAL	VOTE %		Election Day	Early Voting	Ballots By Mail	Provisional	Limited Ballot
For	287	46.07%	<div><div></div></div>	165	120	2	0	0
Against	336	53.93%	<div><div></div></div>	194	139	3	0	0
Total Votes Cast	623	100.00%	<div><div></div></div>	359	259	5	0	0
Overvotes	0			0	0	0	0	0
Undervotes	27			18	9	0	0	0
Contest Totals	650			377	268	5	0	0

### Proposition D – Collin County

Vote For 1

	TOTAL	VOTE %		Election Day	Early Voting	Ballots By Mail	Provisional	Limited Ballot
For	353	56.30%	<div><div></div></div>	211	139	3	0	0
Against	274	43.70%	<div><div></div></div>	151	121	2	0	0
Total Votes Cast	627	100.00%	<div><div></div></div>	362	260	5	0	0
Overvotes	0			0	0	0	0	0
Undervotes	23			15	8	0	0	0
Contest Totals	650			377	268	5	0	0

### Proposition E – Collin County

Vote For 1

	TOTAL	VOTE %		Election Day	Early Voting	Ballots By Mail	Provisional	Limited Ballot
For	448	71.00%	<div><div></div></div>	247	197	4	0	0
Against	183	29.00%	<div><div></div></div>	118	64	1	0	0
Total Votes Cast	631	100.00%	<div><div></div></div>	365	261	5	0	0
Overvotes	0			0	0	0	0	0
Undervotes	19			12	7	0	0	0
Contest Totals	650			377	268	5	0	0

### Proposition A – City of Melissa

Vote For 1

	TOTAL	VOTE %		Election Day	Early Voting	Ballots By Mail	Provisional	Limited Ballot
FOR	260	70.08%	<div><div></div></div>	153	106	1	0	0
AGAINST	111	29.92%	<div><div></div></div>	83	28	0	0	0
Total Votes Cast	371	100.00%	<div><div></div></div>	236	134	1	0	0
Overvotes	0			0	0	0	0	0
Undervotes	16			11	5	0	0	0
Contest Totals	387			247	139	1	0	0

## PCT 016

### Proposition B – City of Melissa

Vote For 1

	TOTAL	VOTE %		Election Day	Early Voting	Ballots By Mail	Provisional	Limited Ballot
FOR	251	67.84%	<div><div></div></div>	148	102	1	0	0
AGAINST	119	32.16%	<div><div></div></div>	86	33	0	0	0
Total Votes Cast	370	100.00%	<div><div></div></div>	234	135	1	0	0
Overvotes	0			0	0	0	0	0
Undervotes	17			13	4	0	0	0
Contest Totals	387			247	139	1	0	0

### Proposition C – City of Melissa

Vote For 1

	TOTAL	VOTE %		Election Day	Early Voting	Ballots By Mail	Provisional	Limited Ballot
FOR	292	79.35%	<div><div></div></div>	181	110	1	0	0
AGAINST	76	20.65%	<div><div></div></div>	52	24	0	0	0
Total Votes Cast	368	100.00%	<div><div></div></div>	233	134	1	0	0
Overvotes	0			0	0	0	0	0
Undervotes	19			14	5	0	0	0
Contest Totals	387			247	139	1	0	0

### Proposition D – City of Melissa

Vote For 1

	TOTAL	VOTE %		Election Day	Early Voting	Ballots By Mail	Provisional	Limited Ballot
FOR	170	46.07%	<div><div></div></div>	94	75	1	0	0
AGAINST	199	53.93%	<div><div></div></div>	138	61	0	0	0
Total Votes Cast	369	100.00%	<div><div></div></div>	232	136	1	0	0
Overvotes	0			0	0	0	0	0
Undervotes	18			15	3	0	0	0
Contest Totals	387			247	139	1	0	0

### Proposition E – City of Melissa

Vote For 1

	TOTAL	VOTE %		Election Day	Early Voting	Ballots By Mail	Provisional	Limited Ballot
FOR	238	67.23%	<div><div></div></div>	145	92	1	0	0
AGAINST	116	32.77%	<div><div></div></div>	80	36	0	0	0
Total Votes Cast	354	100.00%	<div><div></div></div>	225	128	1	0	0
Overvotes	0			0	0	0	0	0
Undervotes	33			22	11	0	0	0
Contest Totals	387			247	139	1	0	0

## PCT 016

### Proposition F – City of Melissa

Vote For 1

	TOTAL	VOTE %		Election Day	Early Voting	Ballots By Mail	Provisional	Limited Ballot
FOR	269	74.31%	<div><div></div></div>	167	101	1	0	0
AGAINST	93	25.69%	<div><div></div></div>	61	32	0	0	0
Total Votes Cast	362	100.00%	<div><div></div></div>	228	133	1	0	0
Overvotes	0			0	0	0	0	0
Undervotes	25			19	6	0	0	0
Contest Totals	387			247	139	1	0	0

### Proposition G – City of Melissa

Vote For 1

	TOTAL	VOTE %		Election Day	Early Voting	Ballots By Mail	Provisional	Limited Ballot
FOR	330	89.92%	<div><div></div></div>	209	120	1	0	0
AGAINST	37	10.08%	<div><div></div></div>	25	12	0	0	0
Total Votes Cast	367	100.00%	<div><div></div></div>	234	132	1	0	0
Overvotes	0			0	0	0	0	0
Undervotes	20			13	7	0	0	0
Contest Totals	387			247	139	1	0	0

### Proposition H – City of Melissa

Vote For 1

	TOTAL	VOTE %		Election Day	Early Voting	Ballots By Mail	Provisional	Limited Ballot
FOR	279	76.23%	<div><div></div></div>	171	107	1	0	0
AGAINST	87	23.77%	<div><div></div></div>	59	28	0	0	0
Total Votes Cast	366	100.00%	<div><div></div></div>	230	135	1	0	0
Overvotes	0			0	0	0	0	0
Undervotes	21			17	4	0	0	0
Contest Totals	387			247	139	1	0	0

### Proposition I – City of Melissa

Vote For 1

	TOTAL	VOTE %		Election Day	Early Voting	Ballots By Mail	Provisional	Limited Ballot
FOR	299	82.60%	<div><div></div></div>	183	115	1	0	0
AGAINST	63	17.40%	<div><div></div></div>	47	16	0	0	0
Total Votes Cast	362	100.00%	<div><div></div></div>	230	131	1	0	0
Overvotes	0			0	0	0	0	0
Undervotes	25			17	8	0	0	0
Contest Totals	387			247	139	1	0	0

## PCT 016

### Proposition J – City of Melissa

Vote For 1

	TOTAL	VOTE %		Election Day	Early Voting	Ballots By Mail	Provisional	Limited Ballot
FOR	294	80.55%	<div><div></div></div>	178	115	1	0	0
AGAINST	71	19.45%	<div><div></div></div>	53	18	0	0	0
Total Votes Cast	365	100.00%	<div><div></div></div>	231	133	1	0	0
Overvotes	0			0	0	0	0	0
Undervotes	22			16	6	0	0	0
Contest Totals	387			247	139	1	0	0

### Proposition K – City of Melissa

Vote For 1

	TOTAL	VOTE %		Election Day	Early Voting	Ballots By Mail	Provisional	Limited Ballot
FOR	216	58.70%	<div><div></div></div>	134	82	0	0	0
AGAINST	152	41.30%	<div><div></div></div>	97	54	1	0	0
Total Votes Cast	368	100.00%	<div><div></div></div>	231	136	1	0	0
Overvotes	0			0	0	0	0	0
Undervotes	19			16	3	0	0	0
Contest Totals	387			247	139	1	0	0

### Proposition L – City of Melissa

Vote For 1

	TOTAL	VOTE %		Election Day	Early Voting	Ballots By Mail	Provisional	Limited Ballot
FOR	148	41.11%	<div><div></div></div>	91	56	1	0	0
AGAINST	212	58.89%	<div><div></div></div>	137	75	0	0	0
Total Votes Cast	360	100.00%	<div><div></div></div>	228	131	1	0	0
Overvotes	0			0	0	0	0	0
Undervotes	27			19	8	0	0	0
Contest Totals	387			247	139	1	0	0

### Proposition M – City of Melissa

Vote For 1

	TOTAL	VOTE %		Election Day	Early Voting	Ballots By Mail	Provisional	Limited Ballot
FOR	309	82.84%	<div><div></div></div>	197	111	1	0	0
AGAINST	64	17.16%	<div><div></div></div>	39	25	0	0	0
Total Votes Cast	373	100.00%	<div><div></div></div>	236	136	1	0	0
Overvotes	0			0	0	0	0	0
Undervotes	14			11	3	0	0	0
Contest Totals	387			247	139	1	0	0

## PCT 017

### Proposition 1 – State of Texas

Vote For 1

	TOTAL	VOTE %		Election Day	Early Voting	Ballots By Mail	Provision al	Limited Ballot
For	404	78.14%	<div><div></div></div>	219	179	6	0	0
Against	113	21.86%	<div><div></div></div>	58	51	4	0	0
Total Votes Cast	517	100.00%	<div><div></div></div>	277	230	10	0	0
Overvotes	0			0	0	0	0	0
Undervotes	8			5	3	0	0	0
Contest Totals	525			282	233	10	0	0

### Proposition 2 – State of Texas

Vote For 1

	TOTAL	VOTE %		Election Day	Early Voting	Ballots By Mail	Provision al	Limited Ballot
For	329	64.38%	<div><div></div></div>	174	149	6	0	0
Against	182	35.62%	<div><div></div></div>	103	75	4	0	0
Total Votes Cast	511	100.00%	<div><div></div></div>	277	224	10	0	0
Overvotes	0			0	0	0	0	0
Undervotes	14			5	9	0	0	0
Contest Totals	525			282	233	10	0	0

### Proposition 3 – State of Texas

Vote For 1

	TOTAL	VOTE %		Election Day	Early Voting	Ballots By Mail	Provision al	Limited Ballot
For	359	70.12%	<div><div></div></div>	207	148	4	0	0
Against	153	29.88%	<div><div></div></div>	67	80	6	0	0
Total Votes Cast	512	100.00%	<div><div></div></div>	274	228	10	0	0
Overvotes	0			0	0	0	0	0
Undervotes	13			8	5	0	0	0
Contest Totals	525			282	233	10	0	0

### Proposition 4 – State of Texas

Vote For 1

	TOTAL	VOTE %		Election Day	Early Voting	Ballots By Mail	Provision al	Limited Ballot
For	453	86.62%	<div><div></div></div>	245	201	7	0	0
Against	70	13.38%	<div><div></div></div>	36	31	3	0	0
Total Votes Cast	523	100.00%	<div><div></div></div>	281	232	10	0	0
Overvotes	0			0	0	0	0	0
Undervotes	2			1	1	0	0	0
Contest Totals	525			282	233	10	0	0

## PCT 017

### Proposition 5 – State of Texas

Vote For 1

	TOTAL	VOTE %		Election Day	Early Voting	Ballots By Mail	Provisional	Limited Ballot
For	276	53.91%	<div><div></div></div>	149	121	6	0	0
Against	236	46.09%	<div><div></div></div>	125	107	4	0	0
Total Votes Cast	512	100.00%	<div><div></div></div>	274	228	10	0	0
Overvotes	0			0	0	0	0	0
Undervotes	13			8	5	0	0	0
Contest Totals	525			282	233	10	0	0

### Proposition 6 – State of Texas

Vote For 1

	TOTAL	VOTE %		Election Day	Early Voting	Ballots By Mail	Provisional	Limited Ballot
For	384	74.85%	<div><div></div></div>	209	169	6	0	0
Against	129	25.15%	<div><div></div></div>	67	58	4	0	0
Total Votes Cast	513	100.00%	<div><div></div></div>	276	227	10	0	0
Overvotes	0			0	0	0	0	0
Undervotes	12			6	6	0	0	0
Contest Totals	525			282	233	10	0	0

### Proposition 7 – State of Texas

Vote For 1

	TOTAL	VOTE %		Election Day	Early Voting	Ballots By Mail	Provisional	Limited Ballot
For	345	67.51%	<div><div></div></div>	189	150	6	0	0
Against	166	32.49%	<div><div></div></div>	85	77	4	0	0
Total Votes Cast	511	100.00%	<div><div></div></div>	274	227	10	0	0
Overvotes	0			0	0	0	0	0
Undervotes	14			8	6	0	0	0
Contest Totals	525			282	233	10	0	0

### Proposition 8 – State of Texas

Vote For 1

	TOTAL	VOTE %		Election Day	Early Voting	Ballots By Mail	Provisional	Limited Ballot
For	313	61.61%	<div><div></div></div>	170	137	6	0	0
Against	195	38.39%	<div><div></div></div>	105	86	4	0	0
Total Votes Cast	508	100.00%	<div><div></div></div>	275	223	10	0	0
Overvotes	0			0	0	0	0	0
Undervotes	17			7	10	0	0	0
Contest Totals	525			282	233	10	0	0

## PCT 017

### Proposition 9 – State of Texas

Vote For 1

	TOTAL	VOTE %		Election Day	Early Voting	Ballots By Mail	Provisional	Limited Ballot
For	393	76.76%	<div><div></div></div>	204	181	8	0	0
Against	119	23.24%	<div><div></div></div>	71	46	2	0	0
Total Votes Cast	512	100.00%	<div><div></div></div>	275	227	10	0	0
Overvotes	0			0	0	0	0	0
Undervotes	13			7	6	0	0	0
Contest Totals	525			282	233	10	0	0

### Proposition 10 – State of Texas

Vote For 1

	TOTAL	VOTE %		Election Day	Early Voting	Ballots By Mail	Provisional	Limited Ballot
For	259	51.39%	<div><div></div></div>	133	120	6	0	0
Against	245	48.61%	<div><div></div></div>	136	105	4	0	0
Total Votes Cast	504	100.00%	<div><div></div></div>	269	225	10	0	0
Overvotes	0			0	0	0	0	0
Undervotes	21			13	8	0	0	0
Contest Totals	525			282	233	10	0	0

### Proposition 11 – State of Texas

Vote For 1

	TOTAL	VOTE %		Election Day	Early Voting	Ballots By Mail	Provisional	Limited Ballot
For	279	56.59%	<div><div></div></div>	152	120	7	0	0
Against	214	43.41%	<div><div></div></div>	115	97	2	0	0
Total Votes Cast	493	100.00%	<div><div></div></div>	267	217	9	0	0
Overvotes	0			0	0	0	0	0
Undervotes	32			15	16	1	0	0
Contest Totals	525			282	233	10	0	0

### Proposition 12 – State of Texas

Vote For 1

	TOTAL	VOTE %		Election Day	Early Voting	Ballots By Mail	Provisional	Limited Ballot
For	223	47.55%	<div><div></div></div>	119	102	2	0	0
Against	246	52.45%	<div><div></div></div>	136	103	7	0	0
Total Votes Cast	469	100.00%	<div><div></div></div>	255	205	9	0	0
Overvotes	0			0	0	0	0	0
Undervotes	56			27	28	1	0	0
Contest Totals	525			282	233	10	0	0

## PCT 017

### Proposition 13 – State of Texas

Vote For 1

	TOTAL	VOTE %		Election Day	Early Voting	Ballots By Mail	Provisional	Limited Ballot
For	164	32.48%	<div><div></div></div>	92	68	4	0	0
Against	341	67.52%	<div><div></div></div>	180	155	6	0	0
Total Votes Cast	505	100.00%	<div><div></div></div>	272	223	10	0	0
Overvotes	0			0	0	0	0	0
Undervotes	20			10	10	0	0	0
Contest Totals	525			282	233	10	0	0

### Proposition 14 – State of Texas

Vote For 1

	TOTAL	VOTE %		Election Day	Early Voting	Ballots By Mail	Provisional	Limited Ballot
For	356	70.36%	<div><div></div></div>	194	154	8	0	0
Against	150	29.64%	<div><div></div></div>	81	67	2	0	0
Total Votes Cast	506	100.00%	<div><div></div></div>	275	221	10	0	0
Overvotes	0			0	0	0	0	0
Undervotes	19			7	12	0	0	0
Contest Totals	525			282	233	10	0	0

### Proposition A – Collin County

Vote For 1

	TOTAL	VOTE %		Election Day	Early Voting	Ballots By Mail	Provisional	Limited Ballot
For	220	43.56%	<div><div></div></div>	122	94	4	0	0
Against	285	56.44%	<div><div></div></div>	152	127	6	0	0
Total Votes Cast	505	100.00%	<div><div></div></div>	274	221	10	0	0
Overvotes	0			0	0	0	0	0
Undervotes	20			8	12	0	0	0
Contest Totals	525			282	233	10	0	0

### Proposition B – Collin County

Vote For 1

	TOTAL	VOTE %		Election Day	Early Voting	Ballots By Mail	Provisional	Limited Ballot
For	303	59.65%	<div><div></div></div>	169	130	4	0	0
Against	205	40.35%	<div><div></div></div>	107	92	6	0	0
Total Votes Cast	508	100.00%	<div><div></div></div>	276	222	10	0	0
Overvotes	0			0	0	0	0	0
Undervotes	17			6	11	0	0	0
Contest Totals	525			282	233	10	0	0



## PCT 017

### Proposition C – Collin County

Vote For 1

	TOTAL	VOTE %		Election Day	Early Voting	Ballots By Mail	Provisional	Limited Ballot
For	241	47.82%	<div><div></div></div>	132	105	4	0	0
Against	263	52.18%	<div><div></div></div>	140	117	6	0	0
Total Votes Cast	504	100.00%	<div><div></div></div>	272	222	10	0	0
Overvotes	0			0	0	0	0	0
Undervotes	21			10	11	0	0	0
Contest Totals	525			282	233	10	0	0

### Proposition D – Collin County

Vote For 1

	TOTAL	VOTE %		Election Day	Early Voting	Ballots By Mail	Provisional	Limited Ballot
For	286	56.86%	<div><div></div></div>	156	124	6	0	0
Against	217	43.14%	<div><div></div></div>	116	97	4	0	0
Total Votes Cast	503	100.00%	<div><div></div></div>	272	221	10	0	0
Overvotes	0			0	0	0	0	0
Undervotes	22			10	12	0	0	0
Contest Totals	525			282	233	10	0	0

### Proposition E – Collin County

Vote For 1

	TOTAL	VOTE %		Election Day	Early Voting	Ballots By Mail	Provisional	Limited Ballot
For	360	71.01%	<div><div></div></div>	198	157	5	0	0
Against	147	28.99%	<div><div></div></div>	77	65	5	0	0
Total Votes Cast	507	100.00%	<div><div></div></div>	275	222	10	0	0
Overvotes	0			0	0	0	0	0
Undervotes	18			7	11	0	0	0
Contest Totals	525			282	233	10	0	0

## PCT 018

### Proposition 1 – State of Texas

Vote For 1

	TOTAL	VOTE %		Election Day	Early Voting	Ballots By Mail	Provisional	Limited Ballot
For	101	84.87%	<div><div></div></div>	50	48	3	0	0
Against	18	15.13%	<div><div></div></div>	9	9	0	0	0
Total Votes Cast	119	100.00%	<div><div></div></div>	59	57	3	0	0
Overvotes	0			0	0	0	0	0
Undervotes	2			2	0	0	0	0
Contest Totals	121			61	57	3	0	0

### Proposition 2 – State of Texas

Vote For 1

	TOTAL	VOTE %		Election Day	Early Voting	Ballots By Mail	Provisional	Limited Ballot
For	60	52.17%	<div><div></div></div>	36	22	2	0	0
Against	55	47.83%	<div><div></div></div>	22	32	1	0	0
Total Votes Cast	115	100.00%	<div><div></div></div>	58	54	3	0	0
Overvotes	0			0	0	0	0	0
Undervotes	6			3	3	0	0	0
Contest Totals	121			61	57	3	0	0

### Proposition 3 – State of Texas

Vote For 1

	TOTAL	VOTE %		Election Day	Early Voting	Ballots By Mail	Provisional	Limited Ballot
For	101	87.07%	<div><div></div></div>	55	44	2	0	0
Against	15	12.93%	<div><div></div></div>	5	9	1	0	0
Total Votes Cast	116	100.00%	<div><div></div></div>	60	53	3	0	0
Overvotes	0			0	0	0	0	0
Undervotes	5			1	4	0	0	0
Contest Totals	121			61	57	3	0	0

### Proposition 4 – State of Texas

Vote For 1

	TOTAL	VOTE %		Election Day	Early Voting	Ballots By Mail	Provisional	Limited Ballot
For	108	91.53%	<div><div></div></div>	54	51	3	0	0
Against	10	8.47%	<div><div></div></div>	6	4	0	0	0
Total Votes Cast	118	100.00%	<div><div></div></div>	60	55	3	0	0
Overvotes	0			0	0	0	0	0
Undervotes	3			1	2	0	0	0
Contest Totals	121			61	57	3	0	0

## PCT 018

### Proposition 5 – State of Texas

Vote For 1

	TOTAL	VOTE %		Election Day	Early Voting	Ballots By Mail	Provisional	Limited Ballot
For	56	47.46%	<div><div></div></div>	26	27	3	0	0
Against	62	52.54%	<div><div></div></div>	33	29	0	0	0
Total Votes Cast	118	100.00%	<div><div></div></div>	59	56	3	0	0
Overvotes	0			0	0	0	0	0
Undervotes	3			2	1	0	0	0
Contest Totals	121			61	57	3	0	0

### Proposition 6 – State of Texas

Vote For 1

	TOTAL	VOTE %		Election Day	Early Voting	Ballots By Mail	Provisional	Limited Ballot
For	83	69.75%	<div><div></div></div>	40	40	3	0	0
Against	36	30.25%	<div><div></div></div>	19	17	0	0	0
Total Votes Cast	119	100.00%	<div><div></div></div>	59	57	3	0	0
Overvotes	0			0	0	0	0	0
Undervotes	2			2	0	0	0	0
Contest Totals	121			61	57	3	0	0

### Proposition 7 – State of Texas

Vote For 1

	TOTAL	VOTE %		Election Day	Early Voting	Ballots By Mail	Provisional	Limited Ballot
For	78	66.10%	<div><div></div></div>	38	37	3	0	0
Against	40	33.90%	<div><div></div></div>	21	19	0	0	0
Total Votes Cast	118	100.00%	<div><div></div></div>	59	56	3	0	0
Overvotes	0			0	0	0	0	0
Undervotes	3			2	1	0	0	0
Contest Totals	121			61	57	3	0	0

### Proposition 8 – State of Texas

Vote For 1

	TOTAL	VOTE %		Election Day	Early Voting	Ballots By Mail	Provisional	Limited Ballot
For	64	54.70%	<div><div></div></div>	36	25	3	0	0
Against	53	45.30%	<div><div></div></div>	22	31	0	0	0
Total Votes Cast	117	100.00%	<div><div></div></div>	58	56	3	0	0
Overvotes	0			0	0	0	0	0
Undervotes	4			3	1	0	0	0
Contest Totals	121			61	57	3	0	0

## PCT 018

### Proposition 9 – State of Texas

Vote For 1

	TOTAL	VOTE %		Election Day	Early Voting	Ballots By Mail	Provisional	Limited Ballot
For	76	63.87%	<div><div></div></div>	46	27	3	0	0
Against	43	36.13%	<div><div></div></div>	14	29	0	0	0
Total Votes Cast	119	100.00%	<div><div></div></div>	60	56	3	0	0
Overvotes	0			0	0	0	0	0
Undervotes	2			1	1	0	0	0
Contest Totals	121			61	57	3	0	0

### Proposition 10 – State of Texas

Vote For 1

	TOTAL	VOTE %		Election Day	Early Voting	Ballots By Mail	Provisional	Limited Ballot
For	56	49.56%	<div><div></div></div>	32	22	2	0	0
Against	57	50.44%	<div><div></div></div>	27	29	1	0	0
Total Votes Cast	113	100.00%	<div><div></div></div>	59	51	3	0	0
Overvotes	0			0	0	0	0	0
Undervotes	8			2	6	0	0	0
Contest Totals	121			61	57	3	0	0

### Proposition 11 – State of Texas

Vote For 1

	TOTAL	VOTE %		Election Day	Early Voting	Ballots By Mail	Provisional	Limited Ballot
For	45	40.91%	<div><div></div></div>	25	18	2	0	0
Against	65	59.09%	<div><div></div></div>	31	33	1	0	0
Total Votes Cast	110	100.00%	<div><div></div></div>	56	51	3	0	0
Overvotes	0			0	0	0	0	0
Undervotes	11			5	6	0	0	0
Contest Totals	121			61	57	3	0	0

### Proposition 12 – State of Texas

Vote For 1

	TOTAL	VOTE %		Election Day	Early Voting	Ballots By Mail	Provisional	Limited Ballot
For	62	59.05%	<div><div></div></div>	32	30	0	0	0
Against	43	40.95%	<div><div></div></div>	20	20	3	0	0
Total Votes Cast	105	100.00%	<div><div></div></div>	52	50	3	0	0
Overvotes	0			0	0	0	0	0
Undervotes	16			9	7	0	0	0
Contest Totals	121			61	57	3	0	0

## PCT 018

### Proposition 13 – State of Texas

Vote For 1

	TOTAL	VOTE %		Election Day	Early Voting	Ballots By Mail	Provisional	Limited Ballot
For	47	40.17%	<div><div></div></div>	25	21	1	0	0
Against	70	59.83%	<div><div></div></div>	34	34	2	0	0
Total Votes Cast	117	100.00%	<div><div></div></div>	59	55	3	0	0
Overvotes	0			0	0	0	0	0
Undervotes	4			2	2	0	0	0
Contest Totals	121			61	57	3	0	0

### Proposition 14 – State of Texas

Vote For 1

	TOTAL	VOTE %		Election Day	Early Voting	Ballots By Mail	Provisional	Limited Ballot
For	66	56.90%	<div><div></div></div>	34	29	3	0	0
Against	50	43.10%	<div><div></div></div>	25	25	0	0	0
Total Votes Cast	116	100.00%	<div><div></div></div>	59	54	3	0	0
Overvotes	0			0	0	0	0	0
Undervotes	5			2	3	0	0	0
Contest Totals	121			61	57	3	0	0

### Proposition A – Collin County

Vote For 1

	TOTAL	VOTE %		Election Day	Early Voting	Ballots By Mail	Provisional	Limited Ballot
For	51	43.97%	<div><div></div></div>	27	22	2	0	0
Against	65	56.03%	<div><div></div></div>	30	34	1	0	0
Total Votes Cast	116	100.00%	<div><div></div></div>	57	56	3	0	0
Overvotes	0			0	0	0	0	0
Undervotes	5			4	1	0	0	0
Contest Totals	121			61	57	3	0	0

### Proposition B – Collin County

Vote For 1

	TOTAL	VOTE %		Election Day	Early Voting	Ballots By Mail	Provisional	Limited Ballot
For	65	55.56%	<div><div></div></div>	37	26	2	0	0
Against	52	44.44%	<div><div></div></div>	22	29	1	0	0
Total Votes Cast	117	100.00%	<div><div></div></div>	59	55	3	0	0
Overvotes	0			0	0	0	0	0
Undervotes	4			2	2	0	0	0
Contest Totals	121			61	57	3	0	0

## PCT 018

### Proposition C – Collin County

Vote For 1

	TOTAL	VOTE %		Election Day	Early Voting	Ballots By Mail	Provisional	Limited Ballot
For	52	44.83%	<div><div></div></div>	31	20	1	0	0
Against	64	55.17%	<div><div></div></div>	27	35	2	0	0
Total Votes Cast	116	100.00%	<div><div></div></div>	58	55	3	0	0
Overvotes	0			0	0	0	0	0
Undervotes	5			3	2	0	0	0
Contest Totals	121			61	57	3	0	0

### Proposition D – Collin County

Vote For 1

	TOTAL	VOTE %		Election Day	Early Voting	Ballots By Mail	Provisional	Limited Ballot
For	50	43.48%	<div><div></div></div>	33	16	1	0	0
Against	65	56.52%	<div><div></div></div>	25	38	2	0	0
Total Votes Cast	115	100.00%	<div><div></div></div>	58	54	3	0	0
Overvotes	0			0	0	0	0	0
Undervotes	6			3	3	0	0	0
Contest Totals	121			61	57	3	0	0

### Proposition E – Collin County

Vote For 1

	TOTAL	VOTE %		Election Day	Early Voting	Ballots By Mail	Provisional	Limited Ballot
For	71	60.68%	<div><div></div></div>	40	28	3	0	0
Against	46	39.32%	<div><div></div></div>	19	27	0	0	0
Total Votes Cast	117	100.00%	<div><div></div></div>	59	55	3	0	0
Overvotes	0			0	0	0	0	0
Undervotes	4			2	2	0	0	0
Contest Totals	121			61	57	3	0	0

## PCT 019

### Proposition 1 – State of Texas

Vote For 1

	TOTAL	VOTE %		Election Day	Early Voting	Ballots By Mail	Provision al	Limited Ballot
For	195	72.22%	<div><div></div></div>	89	105	1	0	0
Against	75	27.78%	<div><div></div></div>	36	38	1	0	0
Total Votes Cast	270	100.00%	<div><div></div></div>	125	143	2	0	0
Overvotes	0			0	0	0	0	0
Undervotes	7			3	4	0	0	0
Contest Totals	277			128	147	2	0	0

### Proposition 2 – State of Texas

Vote For 1

	TOTAL	VOTE %		Election Day	Early Voting	Ballots By Mail	Provision al	Limited Ballot
For	166	62.41%	<div><div></div></div>	86	80	0	0	0
Against	100	37.59%	<div><div></div></div>	37	61	2	0	0
Total Votes Cast	266	100.00%	<div><div></div></div>	123	141	2	0	0
Overvotes	0			0	0	0	0	0
Undervotes	11			5	6	0	0	0
Contest Totals	277			128	147	2	0	0

### Proposition 3 – State of Texas

Vote For 1

	TOTAL	VOTE %		Election Day	Early Voting	Ballots By Mail	Provision al	Limited Ballot
For	177	66.54%	<div><div></div></div>	81	95	1	0	0
Against	89	33.46%	<div><div></div></div>	41	47	1	0	0
Total Votes Cast	266	100.00%	<div><div></div></div>	122	142	2	0	0
Overvotes	0			0	0	0	0	0
Undervotes	11			6	5	0	0	0
Contest Totals	277			128	147	2	0	0

### Proposition 4 – State of Texas

Vote For 1

	TOTAL	VOTE %		Election Day	Early Voting	Ballots By Mail	Provision al	Limited Ballot
For	228	84.44%	<div><div></div></div>	103	123	2	0	0
Against	42	15.56%	<div><div></div></div>	21	21	0	0	0
Total Votes Cast	270	100.00%	<div><div></div></div>	124	144	2	0	0
Overvotes	0			0	0	0	0	0
Undervotes	7			4	3	0	0	0
Contest Totals	277			128	147	2	0	0

## PCT 019

### Proposition 5 – State of Texas

Vote For 1

	TOTAL	VOTE %		Election Day	Early Voting	Ballots By Mail	Provisional	Limited Ballot
For	182	67.91%	<div><div></div></div>	81	99	2	0	0
Against	86	32.09%	<div><div></div></div>	42	44	0	0	0
Total Votes Cast	268	100.00%	<div><div></div></div>	123	143	2	0	0
Overvotes	0			0	0	0	0	0
Undervotes	9			5	4	0	0	0
Contest Totals	277			128	147	2	0	0

### Proposition 6 – State of Texas

Vote For 1

	TOTAL	VOTE %		Election Day	Early Voting	Ballots By Mail	Provisional	Limited Ballot
For	224	82.66%	<div><div></div></div>	105	118	1	0	0
Against	47	17.34%	<div><div></div></div>	20	26	1	0	0
Total Votes Cast	271	100.00%	<div><div></div></div>	125	144	2	0	0
Overvotes	0			0	0	0	0	0
Undervotes	6			3	3	0	0	0
Contest Totals	277			128	147	2	0	0

### Proposition 7 – State of Texas

Vote For 1

	TOTAL	VOTE %		Election Day	Early Voting	Ballots By Mail	Provisional	Limited Ballot
For	162	60.45%	<div><div></div></div>	78	83	1	0	0
Against	106	39.55%	<div><div></div></div>	46	59	1	0	0
Total Votes Cast	268	100.00%	<div><div></div></div>	124	142	2	0	0
Overvotes	0			0	0	0	0	0
Undervotes	9			4	5	0	0	0
Contest Totals	277			128	147	2	0	0

### Proposition 8 – State of Texas

Vote For 1

	TOTAL	VOTE %		Election Day	Early Voting	Ballots By Mail	Provisional	Limited Ballot
For	185	69.03%	<div><div></div></div>	86	98	1	0	0
Against	83	30.97%	<div><div></div></div>	39	43	1	0	0
Total Votes Cast	268	100.00%	<div><div></div></div>	125	141	2	0	0
Overvotes	0			0	0	0	0	0
Undervotes	9			3	6	0	0	0
Contest Totals	277			128	147	2	0	0



## PCT 019

### Proposition 9 – State of Texas

Vote For 1

	TOTAL	VOTE %		Election Day	Early Voting	Ballots By Mail	Provision al	Limited Ballot
For	226	81.88%	<div><div></div></div>	106	119	1	0	0
Against	50	18.12%	<div><div></div></div>	21	28	1	0	0
Total Votes Cast	276	100.00%	<div><div></div></div>	127	147	2	0	0
Overvotes	0			0	0	0	0	0
Undervotes	1			1	0	0	0	0
Contest Totals	277			128	147	2	0	0

### Proposition 10 – State of Texas

Vote For 1

	TOTAL	VOTE %		Election Day	Early Voting	Ballots By Mail	Provision al	Limited Ballot
For	112	42.59%	<div><div></div></div>	48	64	0	0	0
Against	151	57.41%	<div><div></div></div>	72	77	2	0	0
Total Votes Cast	263	100.00%	<div><div></div></div>	120	141	2	0	0
Overvotes	0			0	0	0	0	0
Undervotes	14			8	6	0	0	0
Contest Totals	277			128	147	2	0	0

### Proposition 11 – State of Texas

Vote For 1

	TOTAL	VOTE %		Election Day	Early Voting	Ballots By Mail	Provision al	Limited Ballot
For	176	69.02%	<div><div></div></div>	85	90	1	0	0
Against	79	30.98%	<div><div></div></div>	33	45	1	0	0
Total Votes Cast	255	100.00%	<div><div></div></div>	118	135	2	0	0
Overvotes	0			0	0	0	0	0
Undervotes	22			10	12	0	0	0
Contest Totals	277			128	147	2	0	0

### Proposition 12 – State of Texas

Vote For 1

	TOTAL	VOTE %		Election Day	Early Voting	Ballots By Mail	Provision al	Limited Ballot
For	118	49.58%	<div><div></div></div>	49	67	2	0	0
Against	120	50.42%	<div><div></div></div>	62	58	0	0	0
Total Votes Cast	238	100.00%	<div><div></div></div>	111	125	2	0	0
Overvotes	0			0	0	0	0	0
Undervotes	39			17	22	0	0	0
Contest Totals	277			128	147	2	0	0

## PCT 019

### Proposition 13 – State of Texas

Vote For 1

	TOTAL	VOTE %		Election Day	Early Voting	Ballots By Mail	Provision al	Limited Ballot
For	86	32.33%	<div><div></div></div>	41	44	1	0	0
Against	180	67.67%	<div><div></div></div>	81	98	1	0	0
Total Votes Cast	266	100.00%	<div><div></div></div>	122	142	2	0	0
Overvotes	0			0	0	0	0	0
Undervotes	11			6	5	0	0	0
Contest Totals	277			128	147	2	0	0

### Proposition 14 – State of Texas

Vote For 1

	TOTAL	VOTE %		Election Day	Early Voting	Ballots By Mail	Provision al	Limited Ballot
For	213	78.89%	<div><div></div></div>	98	114	1	0	0
Against	57	21.11%	<div><div></div></div>	27	29	1	0	0
Total Votes Cast	270	100.00%	<div><div></div></div>	125	143	2	0	0
Overvotes	0			0	0	0	0	0
Undervotes	7			3	4	0	0	0
Contest Totals	277			128	147	2	0	0

### Proposition A – Collin County

Vote For 1

	TOTAL	VOTE %		Election Day	Early Voting	Ballots By Mail	Provision al	Limited Ballot
For	145	54.72%	<div><div></div></div>	70	75	0	0	0
Against	120	45.28%	<div><div></div></div>	52	66	2	0	0
Total Votes Cast	265	100.00%	<div><div></div></div>	122	141	2	0	0
Overvotes	0			0	0	0	0	0
Undervotes	12			6	6	0	0	0
Contest Totals	277			128	147	2	0	0

### Proposition B – Collin County

Vote For 1

	TOTAL	VOTE %		Election Day	Early Voting	Ballots By Mail	Provision al	Limited Ballot
For	180	67.16%	<div><div></div></div>	88	92	0	0	0
Against	88	32.84%	<div><div></div></div>	37	49	2	0	0
Total Votes Cast	268	100.00%	<div><div></div></div>	125	141	2	0	0
Overvotes	0			0	0	0	0	0
Undervotes	9			3	6	0	0	0
Contest Totals	277			128	147	2	0	0

## PCT 019

### Proposition C – Collin County

Vote For 1

	TOTAL	VOTE %		Election Day	Early Voting	Ballots By Mail	Provisional	Limited Ballot
For	138	52.87%	<div><div></div></div>	60	78	0	0	0
Against	123	47.13%	<div><div></div></div>	63	58	2	0	0
Total Votes Cast	261	100.00%	<div><div></div></div>	123	136	2	0	0
Overvotes	0			0	0	0	0	0
Undervotes	16			5	11	0	0	0
Contest Totals	277			128	147	2	0	0

### Proposition D – Collin County

Vote For 1

	TOTAL	VOTE %		Election Day	Early Voting	Ballots By Mail	Provisional	Limited Ballot
For	179	67.80%	<div><div></div></div>	86	93	0	0	0
Against	85	32.20%	<div><div></div></div>	37	46	2	0	0
Total Votes Cast	264	100.00%	<div><div></div></div>	123	139	2	0	0
Overvotes	0			0	0	0	0	0
Undervotes	13			5	8	0	0	0
Contest Totals	277			128	147	2	0	0

### Proposition E – Collin County

Vote For 1

	TOTAL	VOTE %		Election Day	Early Voting	Ballots By Mail	Provisional	Limited Ballot
For	215	79.63%	<div><div></div></div>	102	112	1	0	0
Against	55	20.37%	<div><div></div></div>	24	30	1	0	0
Total Votes Cast	270	100.00%	<div><div></div></div>	126	142	2	0	0
Overvotes	0			0	0	0	0	0
Undervotes	7			2	5	0	0	0
Contest Totals	277			128	147	2	0	0

## PCT 020

### Proposition 1 – State of Texas

Vote For 1

	TOTAL	VOTE %		Election Day	Early Voting	Ballots By Mail	Provision al	Limited Ballot
For	199	79.60%	<div><div></div></div>	125	73	1	0	0
Against	51	20.40%	<div><div></div></div>	36	15	0	0	0
Total Votes Cast	250	100.00%	<div><div></div></div>	161	88	1	0	0
Overvotes	0			0	0	0	0	0
Undervotes	3			3	0	0	0	0
Contest Totals	253			164	88	1	0	0

### Proposition 2 – State of Texas

Vote For 1

	TOTAL	VOTE %		Election Day	Early Voting	Ballots By Mail	Provision al	Limited Ballot
For	150	60.98%	<div><div></div></div>	100	50	0	0	0
Against	96	39.02%	<div><div></div></div>	60	35	1	0	0
Total Votes Cast	246	100.00%	<div><div></div></div>	160	85	1	0	0
Overvotes	0			0	0	0	0	0
Undervotes	7			4	3	0	0	0
Contest Totals	253			164	88	1	0	0

### Proposition 3 – State of Texas

Vote For 1

	TOTAL	VOTE %		Election Day	Early Voting	Ballots By Mail	Provision al	Limited Ballot
For	194	78.23%	<div><div></div></div>	130	64	0	0	0
Against	54	21.77%	<div><div></div></div>	32	21	1	0	0
Total Votes Cast	248	100.00%	<div><div></div></div>	162	85	1	0	0
Overvotes	0			0	0	0	0	0
Undervotes	5			2	3	0	0	0
Contest Totals	253			164	88	1	0	0

### Proposition 4 – State of Texas

Vote For 1

	TOTAL	VOTE %		Election Day	Early Voting	Ballots By Mail	Provision al	Limited Ballot
For	222	89.52%	<div><div></div></div>	144	77	1	0	0
Against	26	10.48%	<div><div></div></div>	17	9	0	0	0
Total Votes Cast	248	100.00%	<div><div></div></div>	161	86	1	0	0
Overvotes	0			0	0	0	0	0
Undervotes	5			3	2	0	0	0
Contest Totals	253			164	88	1	0	0

## PCT 020

### Proposition 5 – State of Texas

Vote For 1

	TOTAL	VOTE %		Election Day	Early Voting	Ballots By Mail	Provisional	Limited Ballot
For	132	53.44%	<div><div></div></div>	86	46	0	0	0
Against	115	46.56%	<div><div></div></div>	75	39	1	0	0
Total Votes Cast	247	100.00%	<div><div></div></div>	161	85	1	0	0
Overvotes	0			0	0	0	0	0
Undervotes	6			3	3	0	0	0
Contest Totals	253			164	88	1	0	0

### Proposition 6 – State of Texas

Vote For 1

	TOTAL	VOTE %		Election Day	Early Voting	Ballots By Mail	Provisional	Limited Ballot
For	182	73.09%	<div><div></div></div>	122	60	0	0	0
Against	67	26.91%	<div><div></div></div>	41	25	1	0	0
Total Votes Cast	249	100.00%	<div><div></div></div>	163	85	1	0	0
Overvotes	0			0	0	0	0	0
Undervotes	4			1	3	0	0	0
Contest Totals	253			164	88	1	0	0

### Proposition 7 – State of Texas

Vote For 1

	TOTAL	VOTE %		Election Day	Early Voting	Ballots By Mail	Provisional	Limited Ballot
For	157	63.31%	<div><div></div></div>	104	53	0	0	0
Against	91	36.69%	<div><div></div></div>	57	33	1	0	0
Total Votes Cast	248	100.00%	<div><div></div></div>	161	86	1	0	0
Overvotes	0			0	0	0	0	0
Undervotes	5			3	2	0	0	0
Contest Totals	253			164	88	1	0	0

### Proposition 8 – State of Texas

Vote For 1

	TOTAL	VOTE %		Election Day	Early Voting	Ballots By Mail	Provisional	Limited Ballot
For	147	60.49%	<div><div></div></div>	93	54	0	0	0
Against	96	39.51%	<div><div></div></div>	64	31	1	0	0
Total Votes Cast	243	100.00%	<div><div></div></div>	157	85	1	0	0
Overvotes	0			0	0	0	0	0
Undervotes	10			7	3	0	0	0
Contest Totals	253			164	88	1	0	0

## PCT 020

### Proposition 9 – State of Texas

Vote For 1

	TOTAL	VOTE %		Election Day	Early Voting	Ballots By Mail	Provisional	Limited Ballot
For	185	74.30%	<div><div></div></div>	116	68	1	0	0
Against	64	25.70%	<div><div></div></div>	45	19	0	0	0
Total Votes Cast	249	100.00%	<div><div></div></div>	161	87	1	0	0
Overvotes	0			0	0	0	0	0
Undervotes	4			3	1	0	0	0
Contest Totals	253			164	88	1	0	0

### Proposition 10 – State of Texas

Vote For 1

	TOTAL	VOTE %		Election Day	Early Voting	Ballots By Mail	Provisional	Limited Ballot
For	126	51.64%	<div><div></div></div>	85	41	0	0	0
Against	118	48.36%	<div><div></div></div>	72	45	1	0	0
Total Votes Cast	244	100.00%	<div><div></div></div>	157	86	1	0	0
Overvotes	0			0	0	0	0	0
Undervotes	9			7	2	0	0	0
Contest Totals	253			164	88	1	0	0

### Proposition 11 – State of Texas

Vote For 1

	TOTAL	VOTE %		Election Day	Early Voting	Ballots By Mail	Provisional	Limited Ballot
For	126	53.85%	<div><div></div></div>	81	44	1	0	0
Against	108	46.15%	<div><div></div></div>	70	38	0	0	0
Total Votes Cast	234	100.00%	<div><div></div></div>	151	82	1	0	0
Overvotes	0			0	0	0	0	0
Undervotes	19			13	6	0	0	0
Contest Totals	253			164	88	1	0	0

### Proposition 12 – State of Texas

Vote For 1

	TOTAL	VOTE %		Election Day	Early Voting	Ballots By Mail	Provisional	Limited Ballot
For	115	54.76%	<div><div></div></div>	72	43	0	0	0
Against	95	45.24%	<div><div></div></div>	62	33	0	0	0
Total Votes Cast	210	100.00%	<div><div></div></div>	134	76	0	0	0
Overvotes	0			0	0	0	0	0
Undervotes	43			30	12	1	0	0
Contest Totals	253			164	88	1	0	0

## PCT 020

### Proposition 13 – State of Texas

Vote For 1

	TOTAL	VOTE %		Election Day	Early Voting	Ballots By Mail	Provisional	Limited Ballot
For	96	40.00%	<div><div></div></div>	60	36	0	0	0
Against	144	60.00%	<div><div></div></div>	96	47	1	0	0
Total Votes Cast	240	100.00%	<div><div></div></div>	156	83	1	0	0
Overvotes	0			0	0	0	0	0
Undervotes	13			8	5	0	0	0
Contest Totals	253			164	88	1	0	0

### Proposition 14 – State of Texas

Vote For 1

	TOTAL	VOTE %		Election Day	Early Voting	Ballots By Mail	Provisional	Limited Ballot
For	179	71.89%	<div><div></div></div>	115	64	0	0	0
Against	70	28.11%	<div><div></div></div>	48	21	1	0	0
Total Votes Cast	249	100.00%	<div><div></div></div>	163	85	1	0	0
Overvotes	0			0	0	0	0	0
Undervotes	4			1	3	0	0	0
Contest Totals	253			164	88	1	0	0

### Proposition A – Collin County

Vote For 1

	TOTAL	VOTE %		Election Day	Early Voting	Ballots By Mail	Provisional	Limited Ballot
For	114	46.34%	<div><div></div></div>	71	43	0	0	0
Against	132	53.66%	<div><div></div></div>	89	42	1	0	0
Total Votes Cast	246	100.00%	<div><div></div></div>	160	85	1	0	0
Overvotes	0			0	0	0	0	0
Undervotes	7			4	3	0	0	0
Contest Totals	253			164	88	1	0	0

### Proposition B – Collin County

Vote For 1

	TOTAL	VOTE %		Election Day	Early Voting	Ballots By Mail	Provisional	Limited Ballot
For	140	56.91%	<div><div></div></div>	91	48	1	0	0
Against	106	43.09%	<div><div></div></div>	69	37	0	0	0
Total Votes Cast	246	100.00%	<div><div></div></div>	160	85	1	0	0
Overvotes	0			0	0	0	0	0
Undervotes	7			4	3	0	0	0
Contest Totals	253			164	88	1	0	0

## PCT 020

### Proposition C – Collin County

Vote For 1

	TOTAL	VOTE %		Election Day	Early Voting	Ballots By Mail	Provisional	Limited Ballot
For	122	50.41%	<div><div></div></div>	80	41	1	0	0
Against	120	49.59%	<div><div></div></div>	77	43	0	0	0
Total Votes Cast	242	100.00%	<div><div></div></div>	157	84	1	0	0
Overvotes	0			0	0	0	0	0
Undervotes	11			7	4	0	0	0
Contest Totals	253			164	88	1	0	0

### Proposition D – Collin County

Vote For 1

	TOTAL	VOTE %		Election Day	Early Voting	Ballots By Mail	Provisional	Limited Ballot
For	128	52.46%	<div><div></div></div>	85	43	0	0	0
Against	116	47.54%	<div><div></div></div>	75	40	1	0	0
Total Votes Cast	244	100.00%	<div><div></div></div>	160	83	1	0	0
Overvotes	0			0	0	0	0	0
Undervotes	9			4	5	0	0	0
Contest Totals	253			164	88	1	0	0

### Proposition E – Collin County

Vote For 1

	TOTAL	VOTE %		Election Day	Early Voting	Ballots By Mail	Provisional	Limited Ballot
For	167	67.61%	<div><div></div></div>	108	58	1	0	0
Against	80	32.39%	<div><div></div></div>	54	26	0	0	0
Total Votes Cast	247	100.00%	<div><div></div></div>	162	84	1	0	0
Overvotes	0			0	0	0	0	0
Undervotes	6			2	4	0	0	0
Contest Totals	253			164	88	1	0	0

### Proposition A – City of Weston

Vote For 1

	TOTAL	VOTE %		Election Day	Early Voting	Ballots By Mail	Provisional	Limited Ballot
For	28	43.08%	<div><div></div></div>	24	4	0	0	0
Against	37	56.92%	<div><div></div></div>	19	18	0	0	0
Total Votes Cast	65	100.00%	<div><div></div></div>	43	22	0	0	0
Overvotes	0			0	0	0	0	0
Undervotes	1			1	0	0	0	0
Contest Totals	66			44	22	0	0	0



## PCT 021

### Proposition 1 – State of Texas

Vote For 1

	TOTAL	VOTE %		Election Day	Early Voting	Ballots By Mail	Provision al	Limited Ballot
For	448	65.21%	<div><div></div></div>	233	209	6	0	0
Against	239	34.79%	<div><div></div></div>	127	107	5	0	0
Total Votes Cast	687	100.00%	<div><div></div></div>	360	316	11	0	0
Overvotes	0			0	0	0	0	0
Undervotes	12			7	5	0	0	0
Contest Totals	699			367	321	11	0	0

### Proposition 2 – State of Texas

Vote For 1

	TOTAL	VOTE %		Election Day	Early Voting	Ballots By Mail	Provision al	Limited Ballot
For	427	62.79%	<div><div></div></div>	228	192	7	0	0
Against	253	37.21%	<div><div></div></div>	127	122	4	0	0
Total Votes Cast	680	100.00%	<div><div></div></div>	355	314	11	0	0
Overvotes	0			0	0	0	0	0
Undervotes	19			12	7	0	0	0
Contest Totals	699			367	321	11	0	0

### Proposition 3 – State of Texas

Vote For 1

	TOTAL	VOTE %		Election Day	Early Voting	Ballots By Mail	Provision al	Limited Ballot
For	412	60.77%	<div><div></div></div>	211	195	6	0	0
Against	266	39.23%	<div><div></div></div>	146	115	5	0	0
Total Votes Cast	678	100.00%	<div><div></div></div>	357	310	11	0	0
Overvotes	0			0	0	0	0	0
Undervotes	21			10	11	0	0	0
Contest Totals	699			367	321	11	0	0

### Proposition 4 – State of Texas

Vote For 1

	TOTAL	VOTE %		Election Day	Early Voting	Ballots By Mail	Provision al	Limited Ballot
For	582	84.96%	<div><div></div></div>	302	271	9	0	0
Against	103	15.04%	<div><div></div></div>	57	44	2	0	0
Total Votes Cast	685	100.00%	<div><div></div></div>	359	315	11	0	0
Overvotes	0			0	0	0	0	0
Undervotes	14			8	6	0	0	0
Contest Totals	699			367	321	11	0	0

## PCT 021

### Proposition 5 – State of Texas

Vote For 1

	TOTAL	VOTE %		Election Day	Early Voting	Ballots By Mail	Provisional	Limited Ballot
For	472	69.21%	<div><div></div></div>	246	218	8	0	0
Against	210	30.79%	<div><div></div></div>	111	96	3	0	0
Total Votes Cast	682	100.00%	<div><div></div></div>	357	314	11	0	0
Overvotes	0			0	0	0	0	0
Undervotes	17			10	7	0	0	0
Contest Totals	699			367	321	11	0	0

### Proposition 6 – State of Texas

Vote For 1

	TOTAL	VOTE %		Election Day	Early Voting	Ballots By Mail	Provisional	Limited Ballot
For	560	81.63%	<div><div></div></div>	279	272	9	0	0
Against	126	18.37%	<div><div></div></div>	79	45	2	0	0
Total Votes Cast	686	100.00%	<div><div></div></div>	358	317	11	0	0
Overvotes	0			0	0	0	0	0
Undervotes	13			9	4	0	0	0
Contest Totals	699			367	321	11	0	0

### Proposition 7 – State of Texas

Vote For 1

	TOTAL	VOTE %		Election Day	Early Voting	Ballots By Mail	Provisional	Limited Ballot
For	399	57.91%	<div><div></div></div>	202	194	3	0	0
Against	290	42.09%	<div><div></div></div>	160	122	8	0	0
Total Votes Cast	689	100.00%	<div><div></div></div>	362	316	11	0	0
Overvotes	0			0	0	0	0	0
Undervotes	10			5	5	0	0	0
Contest Totals	699			367	321	11	0	0

### Proposition 8 – State of Texas

Vote For 1

	TOTAL	VOTE %		Election Day	Early Voting	Ballots By Mail	Provisional	Limited Ballot
For	495	72.58%	<div><div></div></div>	249	237	9	0	0
Against	187	27.42%	<div><div></div></div>	107	78	2	0	0
Total Votes Cast	682	100.00%	<div><div></div></div>	356	315	11	0	0
Overvotes	0			0	0	0	0	0
Undervotes	17			11	6	0	0	0
Contest Totals	699			367	321	11	0	0

## PCT 021

### Proposition 9 – State of Texas

Vote For 1

	TOTAL	VOTE %		Election Day	Early Voting	Ballots By Mail	Provisional	Limited Ballot
For	586	85.05%	<div><div></div></div>	307	270	9	0	0
Against	103	14.95%	<div><div></div></div>	53	48	2	0	0
Total Votes Cast	689	100.00%	<div><div></div></div>	360	318	11	0	0
Overvotes	0			0	0	0	0	0
Undervotes	10			7	3	0	0	0
Contest Totals	699			367	321	11	0	0

### Proposition 10 – State of Texas

Vote For 1

	TOTAL	VOTE %		Election Day	Early Voting	Ballots By Mail	Provisional	Limited Ballot
For	320	47.83%	<div><div></div></div>	149	167	4	0	0
Against	349	52.17%	<div><div></div></div>	200	142	7	0	0
Total Votes Cast	669	100.00%	<div><div></div></div>	349	309	11	0	0
Overvotes	0			0	0	0	0	0
Undervotes	30			18	12	0	0	0
Contest Totals	699			367	321	11	0	0

### Proposition 11 – State of Texas

Vote For 1

	TOTAL	VOTE %		Election Day	Early Voting	Ballots By Mail	Provisional	Limited Ballot
For	437	67.54%	<div><div></div></div>	223	207	7	0	0
Against	210	32.46%	<div><div></div></div>	115	92	3	0	0
Total Votes Cast	647	100.00%	<div><div></div></div>	338	299	10	0	0
Overvotes	0			0	0	0	0	0
Undervotes	52			29	22	1	0	0
Contest Totals	699			367	321	11	0	0

### Proposition 12 – State of Texas

Vote For 1

	TOTAL	VOTE %		Election Day	Early Voting	Ballots By Mail	Provisional	Limited Ballot
For	323	52.27%	<div><div></div></div>	159	159	5	0	0
Against	295	47.73%	<div><div></div></div>	160	130	5	0	0
Total Votes Cast	618	100.00%	<div><div></div></div>	319	289	10	0	0
Overvotes	0			0	0	0	0	0
Undervotes	81			48	32	1	0	0
Contest Totals	699			367	321	11	0	0

## PCT 021

### Proposition 13 – State of Texas

Vote For 1

	TOTAL	VOTE %		Election Day	Early Voting	Ballots By Mail	Provisional	Limited Ballot
For	230	34.07%	<div><div></div></div>	114	113	3	0	0
Against	445	65.93%	<div><div></div></div>	239	198	8	0	0
Total Votes Cast	675	100.00%	<div><div></div></div>	353	311	11	0	0
Overvotes	0			0	0	0	0	0
Undervotes	24			14	10	0	0	0
Contest Totals	699			367	321	11	0	0

### Proposition 14 – State of Texas

Vote For 1

	TOTAL	VOTE %		Election Day	Early Voting	Ballots By Mail	Provisional	Limited Ballot
For	533	78.85%	<div><div></div></div>	272	252	9	0	0
Against	143	21.15%	<div><div></div></div>	79	62	2	0	0
Total Votes Cast	676	100.00%	<div><div></div></div>	351	314	11	0	0
Overvotes	0			0	0	0	0	0
Undervotes	23			16	7	0	0	0
Contest Totals	699			367	321	11	0	0

### Proposition A – Collin County

Vote For 1

	TOTAL	VOTE %		Election Day	Early Voting	Ballots By Mail	Provisional	Limited Ballot
For	387	57.25%	<div><div></div></div>	185	198	4	0	0
Against	289	42.75%	<div><div></div></div>	166	117	6	0	0
Total Votes Cast	676	100.00%	<div><div></div></div>	351	315	10	0	0
Overvotes	0			0	0	0	0	0
Undervotes	23			16	6	1	0	0
Contest Totals	699			367	321	11	0	0

### Proposition B – Collin County

Vote For 1

	TOTAL	VOTE %		Election Day	Early Voting	Ballots By Mail	Provisional	Limited Ballot
For	470	70.15%	<div><div></div></div>	246	214	10	0	0
Against	200	29.85%	<div><div></div></div>	101	98	1	0	0
Total Votes Cast	670	100.00%	<div><div></div></div>	347	312	11	0	0
Overvotes	0			0	0	0	0	0
Undervotes	29			20	9	0	0	0
Contest Totals	699			367	321	11	0	0

## PCT 021

### Proposition C – Collin County

Vote For 1

	TOTAL	VOTE %		Election Day	Early Voting	Ballots By Mail	Provisional	Limited Ballot
For	408	60.62%	<div><div></div></div>	198	203	7	0	0
Against	265	39.38%	<div><div></div></div>	150	111	4	0	0
Total Votes Cast	673	100.00%	<div><div></div></div>	348	314	11	0	0
Overvotes	0			0	0	0	0	0
Undervotes	26			19	7	0	0	0
Contest Totals	699			367	321	11	0	0

### Proposition D – Collin County

Vote For 1

	TOTAL	VOTE %		Election Day	Early Voting	Ballots By Mail	Provisional	Limited Ballot
For	465	68.79%	<div><div></div></div>	241	218	6	0	0
Against	211	31.21%	<div><div></div></div>	110	96	5	0	0
Total Votes Cast	676	100.00%	<div><div></div></div>	351	314	11	0	0
Overvotes	0			0	0	0	0	0
Undervotes	23			16	7	0	0	0
Contest Totals	699			367	321	11	0	0

### Proposition E – Collin County

Vote For 1

	TOTAL	VOTE %		Election Day	Early Voting	Ballots By Mail	Provisional	Limited Ballot
For	511	75.48%	<div><div></div></div>	252	248	11	0	0
Against	166	24.52%	<div><div></div></div>	100	66	0	0	0
Total Votes Cast	677	100.00%	<div><div></div></div>	352	314	11	0	0
Overvotes	0			0	0	0	0	0
Undervotes	22			15	7	0	0	0
Contest Totals	699			367	321	11	0	0

## PCT 022

### Proposition 1 – State of Texas

Vote For 1

	TOTAL	VOTE %		Election Day	Early Voting	Ballots By Mail	Provisional	Limited Ballot
For	519	89.33%	<div><div></div></div>	294	215	10	0	0
Against	62	10.67%	<div><div></div></div>	30	28	3	1	0
Total Votes Cast	581	100.00%	<div><div></div></div>	324	243	13	1	0
Overvotes	0			0	0	0	0	0
Undervotes	14			4	9	1	0	0
Contest Totals	595			328	252	14	1	0

### Proposition 2 – State of Texas

Vote For 1

	TOTAL	VOTE %		Election Day	Early Voting	Ballots By Mail	Provisional	Limited Ballot
For	370	65.37%	<div><div></div></div>	194	169	7	0	0
Against	196	34.63%	<div><div></div></div>	123	67	5	1	0
Total Votes Cast	566	100.00%	<div><div></div></div>	317	236	12	1	0
Overvotes	0			0	0	0	0	0
Undervotes	29			11	16	2	0	0
Contest Totals	595			328	252	14	1	0

### Proposition 3 – State of Texas

Vote For 1

	TOTAL	VOTE %		Election Day	Early Voting	Ballots By Mail	Provisional	Limited Ballot
For	462	80.77%	<div><div></div></div>	261	196	5	0	0
Against	110	19.23%	<div><div></div></div>	59	43	7	1	0
Total Votes Cast	572	100.00%	<div><div></div></div>	320	239	12	1	0
Overvotes	0			0	0	0	0	0
Undervotes	23			8	13	2	0	0
Contest Totals	595			328	252	14	1	0

### Proposition 4 – State of Texas

Vote For 1

	TOTAL	VOTE %		Election Day	Early Voting	Ballots By Mail	Provisional	Limited Ballot
For	529	90.89%	<div><div></div></div>	305	214	9	1	0
Against	53	9.11%	<div><div></div></div>	22	27	4	0	0
Total Votes Cast	582	100.00%	<div><div></div></div>	327	241	13	1	0
Overvotes	0			0	0	0	0	0
Undervotes	13			1	11	1	0	0
Contest Totals	595			328	252	14	1	0

## PCT 022

### Proposition 5 – State of Texas

Vote For 1

	TOTAL	VOTE %		Election Day	Early Voting	Ballots By Mail	Provisional	Limited Ballot
For	348	61.16%	<div><div></div></div>	192	148	7	1	0
Against	221	38.84%	<div><div></div></div>	126	89	6	0	0
Total Votes Cast	569	100.00%	<div><div></div></div>	318	237	13	1	0
Overvotes	0			0	0	0	0	0
Undervotes	26			10	15	1	0	0
Contest Totals	595			328	252	14	1	0

### Proposition 6 – State of Texas

Vote For 1

	TOTAL	VOTE %		Election Day	Early Voting	Ballots By Mail	Provisional	Limited Ballot
For	456	79.03%	<div><div></div></div>	252	193	11	0	0
Against	121	20.97%	<div><div></div></div>	70	49	1	1	0
Total Votes Cast	577	100.00%	<div><div></div></div>	322	242	12	1	0
Overvotes	0			0	0	0	0	0
Undervotes	18			6	10	2	0	0
Contest Totals	595			328	252	14	1	0

### Proposition 7 – State of Texas

Vote For 1

	TOTAL	VOTE %		Election Day	Early Voting	Ballots By Mail	Provisional	Limited Ballot
For	413	71.83%	<div><div></div></div>	230	176	7	0	0
Against	162	28.17%	<div><div></div></div>	91	65	5	1	0
Total Votes Cast	575	100.00%	<div><div></div></div>	321	241	12	1	0
Overvotes	0			0	0	0	0	0
Undervotes	20			7	11	2	0	0
Contest Totals	595			328	252	14	1	0

### Proposition 8 – State of Texas

Vote For 1

	TOTAL	VOTE %		Election Day	Early Voting	Ballots By Mail	Provisional	Limited Ballot
For	380	67.14%	<div><div></div></div>	213	157	9	1	0
Against	186	32.86%	<div><div></div></div>	104	79	3	0	0
Total Votes Cast	566	100.00%	<div><div></div></div>	317	236	12	1	0
Overvotes	0			0	0	0	0	0
Undervotes	29			11	16	2	0	0
Contest Totals	595			328	252	14	1	0

## PCT 022

### Proposition 9 – State of Texas

Vote For 1

	TOTAL	VOTE %		Election Day	Early Voting	Ballots By Mail	Provisional	Limited Ballot
For	460	79.72%	<div><div></div></div>	241	205	13	1	0
Against	117	20.28%	<div><div></div></div>	75	41	1	0	0
Total Votes Cast	577	100.00%	<div><div></div></div>	316	246	14	1	0
Overvotes	0			0	0	0	0	0
Undervotes	18			12	6	0	0	0
Contest Totals	595			328	252	14	1	0

### Proposition 10 – State of Texas

Vote For 1

	TOTAL	VOTE %		Election Day	Early Voting	Ballots By Mail	Provisional	Limited Ballot
For	323	57.78%	<div><div></div></div>	168	149	6	0	0
Against	236	42.22%	<div><div></div></div>	143	86	6	1	0
Total Votes Cast	559	100.00%	<div><div></div></div>	311	235	12	1	0
Overvotes	0			0	0	0	0	0
Undervotes	36			17	17	2	0	0
Contest Totals	595			328	252	14	1	0

### Proposition 11 – State of Texas

Vote For 1

	TOTAL	VOTE %		Election Day	Early Voting	Ballots By Mail	Provisional	Limited Ballot
For	302	56.87%	<div><div></div></div>	175	118	8	1	0
Against	229	43.13%	<div><div></div></div>	122	103	4	0	0
Total Votes Cast	531	100.00%	<div><div></div></div>	297	221	12	1	0
Overvotes	0			0	0	0	0	0
Undervotes	64			31	31	2	0	0
Contest Totals	595			328	252	14	1	0

### Proposition 12 – State of Texas

Vote For 1

	TOTAL	VOTE %		Election Day	Early Voting	Ballots By Mail	Provisional	Limited Ballot
For	301	59.84%	<div><div></div></div>	163	133	4	1	0
Against	202	40.16%	<div><div></div></div>	118	76	8	0	0
Total Votes Cast	503	100.00%	<div><div></div></div>	281	209	12	1	0
Overvotes	0			0	0	0	0	0
Undervotes	92			47	43	2	0	0
Contest Totals	595			328	252	14	1	0



## PCT 022

### Proposition 13 – State of Texas

Vote For 1

	TOTAL	VOTE %		Election Day	Early Voting	Ballots By Mail	Provisional	Limited Ballot
For	212	37.66%	<div><div></div></div>	113	92	7	0	0
Against	351	62.34%	<div><div></div></div>	203	141	6	1	0
Total Votes Cast	563	100.00%	<div><div></div></div>	316	233	13	1	0
Overvotes	0			0	0	0	0	0
Undervotes	32			12	19	1	0	0
Contest Totals	595			328	252	14	1	0

### Proposition 14 – State of Texas

Vote For 1

	TOTAL	VOTE %		Election Day	Early Voting	Ballots By Mail	Provisional	Limited Ballot
For	428	76.29%	<div><div></div></div>	241	175	11	1	0
Against	133	23.71%	<div><div></div></div>	73	59	1	0	0
Total Votes Cast	561	100.00%	<div><div></div></div>	314	234	12	1	0
Overvotes	0			0	0	0	0	0
Undervotes	34			14	18	2	0	0
Contest Totals	595			328	252	14	1	0

### Proposition A – Collin County

Vote For 1

	TOTAL	VOTE %		Election Day	Early Voting	Ballots By Mail	Provisional	Limited Ballot
For	306	53.78%	<div><div></div></div>	152	146	7	1	0
Against	263	46.22%	<div><div></div></div>	166	92	5	0	0
Total Votes Cast	569	100.00%	<div><div></div></div>	318	238	12	1	0
Overvotes	0			0	0	0	0	0
Undervotes	26			10	14	2	0	0
Contest Totals	595			328	252	14	1	0

### Proposition B – Collin County

Vote For 1

	TOTAL	VOTE %		Election Day	Early Voting	Ballots By Mail	Provisional	Limited Ballot
For	345	60.53%	<div><div></div></div>	186	147	11	1	0
Against	225	39.47%	<div><div></div></div>	133	91	1	0	0
Total Votes Cast	570	100.00%	<div><div></div></div>	319	238	12	1	0
Overvotes	0			0	0	0	0	0
Undervotes	25			9	14	2	0	0
Contest Totals	595			328	252	14	1	0

## PCT 022

### Proposition C – Collin County

Vote For 1

	TOTAL	VOTE %		Election Day	Early Voting	Ballots By Mail	Provisional	Limited Ballot
For	301	53.18%	<div><div></div></div>	150	140	10	1	0
Against	265	46.82%	<div><div></div></div>	165	97	3	0	0
Total Votes Cast	566	100.00%	<div><div></div></div>	315	237	13	1	0
Overvotes	0			0	0	0	0	0
Undervotes	29			13	15	1	0	0
Contest Totals	595			328	252	14	1	0

### Proposition D – Collin County

Vote For 1

	TOTAL	VOTE %		Election Day	Early Voting	Ballots By Mail	Provisional	Limited Ballot
For	333	58.94%	<div><div></div></div>	184	139	9	1	0
Against	232	41.06%	<div><div></div></div>	134	95	3	0	0
Total Votes Cast	565	100.00%	<div><div></div></div>	318	234	12	1	0
Overvotes	0			0	0	0	0	0
Undervotes	30			10	18	2	0	0
Contest Totals	595			328	252	14	1	0

### Proposition E – Collin County

Vote For 1

	TOTAL	VOTE %		Election Day	Early Voting	Ballots By Mail	Provisional	Limited Ballot
For	439	76.75%	<div><div></div></div>	232	195	11	1	0
Against	133	23.25%	<div><div></div></div>	88	44	1	0	0
Total Votes Cast	572	100.00%	<div><div></div></div>	320	239	12	1	0
Overvotes	0			0	0	0	0	0
Undervotes	23			8	13	2	0	0
Contest Totals	595			328	252	14	1	0

## PCT 023

### Proposition 1 – State of Texas

Vote For 1

	TOTAL	VOTE %		Election Day	Early Voting	Ballots By Mail	Provisional	Limited Ballot
For	130	64.04%	<div><div></div></div>	87	39	4	0	0
Against	73	35.96%	<div><div></div></div>	50	22	1	0	0
Total Votes Cast	203	100.00%	<div><div></div></div>	137	61	5	0	0
Overvotes	0			0	0	0	0	0
Undervotes	3			2	1	0	0	0
Contest Totals	206			139	62	5	0	0

### Proposition 2 – State of Texas

Vote For 1

	TOTAL	VOTE %		Election Day	Early Voting	Ballots By Mail	Provisional	Limited Ballot
For	142	70.65%	<div><div></div></div>	100	39	3	0	0
Against	59	29.35%	<div><div></div></div>	37	20	2	0	0
Total Votes Cast	201	100.00%	<div><div></div></div>	137	59	5	0	0
Overvotes	0			0	0	0	0	0
Undervotes	5			2	3	0	0	0
Contest Totals	206			139	62	5	0	0

### Proposition 3 – State of Texas

Vote For 1

	TOTAL	VOTE %		Election Day	Early Voting	Ballots By Mail	Provisional	Limited Ballot
For	90	45.00%	<div><div></div></div>	50	37	3	0	0
Against	110	55.00%	<div><div></div></div>	86	22	2	0	0
Total Votes Cast	200	100.00%	<div><div></div></div>	136	59	5	0	0
Overvotes	0			0	0	0	0	0
Undervotes	6			3	3	0	0	0
Contest Totals	206			139	62	5	0	0

### Proposition 4 – State of Texas

Vote For 1

	TOTAL	VOTE %		Election Day	Early Voting	Ballots By Mail	Provisional	Limited Ballot
For	146	73.00%	<div><div></div></div>	97	44	5	0	0
Against	54	27.00%	<div><div></div></div>	39	15	0	0	0
Total Votes Cast	200	100.00%	<div><div></div></div>	136	59	5	0	0
Overvotes	0			0	0	0	0	0
Undervotes	6			3	3	0	0	0
Contest Totals	206			139	62	5	0	0

## PCT 023

### Proposition 5 – State of Texas

Vote For 1

	TOTAL	VOTE %		Election Day	Early Voting	Ballots By Mail	Provisional	Limited Ballot
For	152	74.15%	<div><div></div></div>	106	42	4	0	0
Against	53	25.85%	<div><div></div></div>	32	20	1	0	0
Total Votes Cast	205	100.00%	<div><div></div></div>	138	62	5	0	0
Overvotes	0			0	0	0	0	0
Undervotes	1			1	0	0	0	0
Contest Totals	206			139	62	5	0	0

### Proposition 6 – State of Texas

Vote For 1

	TOTAL	VOTE %		Election Day	Early Voting	Ballots By Mail	Provisional	Limited Ballot
For	162	79.02%	<div><div></div></div>	109	49	4	0	0
Against	43	20.98%	<div><div></div></div>	29	13	1	0	0
Total Votes Cast	205	100.00%	<div><div></div></div>	138	62	5	0	0
Overvotes	0			0	0	0	0	0
Undervotes	1			1	0	0	0	0
Contest Totals	206			139	62	5	0	0

### Proposition 7 – State of Texas

Vote For 1

	TOTAL	VOTE %		Election Day	Early Voting	Ballots By Mail	Provisional	Limited Ballot
For	120	59.11%	<div><div></div></div>	78	38	4	0	0
Against	83	40.89%	<div><div></div></div>	59	23	1	0	0
Total Votes Cast	203	100.00%	<div><div></div></div>	137	61	5	0	0
Overvotes	0			0	0	0	0	0
Undervotes	3			2	1	0	0	0
Contest Totals	206			139	62	5	0	0

### Proposition 8 – State of Texas

Vote For 1

	TOTAL	VOTE %		Election Day	Early Voting	Ballots By Mail	Provisional	Limited Ballot
For	163	81.50%	<div><div></div></div>	112	48	3	0	0
Against	37	18.50%	<div><div></div></div>	22	13	2	0	0
Total Votes Cast	200	100.00%	<div><div></div></div>	134	61	5	0	0
Overvotes	0			0	0	0	0	0
Undervotes	6			5	1	0	0	0
Contest Totals	206			139	62	5	0	0

## PCT 023

### Proposition 9 – State of Texas

Vote For 1

	TOTAL	VOTE %		Election Day	Early Voting	Ballots By Mail	Provisional	Limited Ballot
For	166	83.42%	<div><div></div></div>	111	52	3	0	0
Against	33	16.58%	<div><div></div></div>	24	7	2	0	0
Total Votes Cast	199	100.00%	<div><div></div></div>	135	59	5	0	0
Overvotes	0			0	0	0	0	0
Undervotes	7			4	3	0	0	0
Contest Totals	206			139	62	5	0	0

### Proposition 10 – State of Texas

Vote For 1

	TOTAL	VOTE %		Election Day	Early Voting	Ballots By Mail	Provisional	Limited Ballot
For	97	49.24%	<div><div></div></div>	58	35	4	0	0
Against	100	50.76%	<div><div></div></div>	73	26	1	0	0
Total Votes Cast	197	100.00%	<div><div></div></div>	131	61	5	0	0
Overvotes	0			0	0	0	0	0
Undervotes	9			8	1	0	0	0
Contest Totals	206			139	62	5	0	0

### Proposition 11 – State of Texas

Vote For 1

	TOTAL	VOTE %		Election Day	Early Voting	Ballots By Mail	Provisional	Limited Ballot
For	139	71.65%	<div><div></div></div>	92	43	4	0	0
Against	55	28.35%	<div><div></div></div>	37	17	1	0	0
Total Votes Cast	194	100.00%	<div><div></div></div>	129	60	5	0	0
Overvotes	0			0	0	0	0	0
Undervotes	12			10	2	0	0	0
Contest Totals	206			139	62	5	0	0

### Proposition 12 – State of Texas

Vote For 1

	TOTAL	VOTE %		Election Day	Early Voting	Ballots By Mail	Provisional	Limited Ballot
For	80	43.01%	<div><div></div></div>	46	33	1	0	0
Against	106	56.99%	<div><div></div></div>	79	23	4	0	0
Total Votes Cast	186	100.00%	<div><div></div></div>	125	56	5	0	0
Overvotes	0			0	0	0	0	0
Undervotes	20			14	6	0	0	0
Contest Totals	206			139	62	5	0	0

## PCT 023

### Proposition 13 – State of Texas

Vote For 1

	TOTAL	VOTE %		Election Day	Early Voting	Ballots By Mail	Provisional	Limited Ballot
For	60	30.30%	<div><div></div></div>	36	23	1	0	0
Against	138	69.70%	<div><div></div></div>	97	37	4	0	0
Total Votes Cast	198	100.00%	<div><div></div></div>	133	60	5	0	0
Overvotes	0			0	0	0	0	0
Undervotes	8			6	2	0	0	0
Contest Totals	206			139	62	5	0	0

### Proposition 14 – State of Texas

Vote For 1

	TOTAL	VOTE %		Election Day	Early Voting	Ballots By Mail	Provisional	Limited Ballot
For	165	81.68%	<div><div></div></div>	114	47	4	0	0
Against	37	18.32%	<div><div></div></div>	21	15	1	0	0
Total Votes Cast	202	100.00%	<div><div></div></div>	135	62	5	0	0
Overvotes	0			0	0	0	0	0
Undervotes	4			4	0	0	0	0
Contest Totals	206			139	62	5	0	0

### Proposition A – Collin County

Vote For 1

	TOTAL	VOTE %		Election Day	Early Voting	Ballots By Mail	Provisional	Limited Ballot
For	112	56.28%	<div><div></div></div>	70	38	4	0	0
Against	87	43.72%	<div><div></div></div>	65	21	1	0	0
Total Votes Cast	199	100.00%	<div><div></div></div>	135	59	5	0	0
Overvotes	0			0	0	0	0	0
Undervotes	7			4	3	0	0	0
Contest Totals	206			139	62	5	0	0

### Proposition B – Collin County

Vote For 1

	TOTAL	VOTE %		Election Day	Early Voting	Ballots By Mail	Provisional	Limited Ballot
For	134	65.69%	<div><div></div></div>	91	39	4	0	0
Against	70	34.31%	<div><div></div></div>	46	23	1	0	0
Total Votes Cast	204	100.00%	<div><div></div></div>	137	62	5	0	0
Overvotes	0			0	0	0	0	0
Undervotes	2			2	0	0	0	0
Contest Totals	206			139	62	5	0	0

## PCT 023

### Proposition C – Collin County

Vote For 1

	TOTAL	VOTE %		Election Day	Early Voting	Ballots By Mail	Provisional	Limited Ballot
For	126	62.69%	<div><div></div></div>	84	39	3	0	0
Against	75	37.31%	<div><div></div></div>	51	22	2	0	0
Total Votes Cast	201	100.00%	<div><div></div></div>	135	61	5	0	0
Overvotes	0			0	0	0	0	0
Undervotes	5			4	1	0	0	0
Contest Totals	206			139	62	5	0	0

### Proposition D – Collin County

Vote For 1

	TOTAL	VOTE %		Election Day	Early Voting	Ballots By Mail	Provisional	Limited Ballot
For	140	68.97%	<div><div></div></div>	94	42	4	0	0
Against	63	31.03%	<div><div></div></div>	43	19	1	0	0
Total Votes Cast	203	100.00%	<div><div></div></div>	137	61	5	0	0
Overvotes	0			0	0	0	0	0
Undervotes	3			2	1	0	0	0
Contest Totals	206			139	62	5	0	0

### Proposition E – Collin County

Vote For 1

	TOTAL	VOTE %		Election Day	Early Voting	Ballots By Mail	Provisional	Limited Ballot
For	154	76.24%	<div><div></div></div>	101	49	4	0	0
Against	48	23.76%	<div><div></div></div>	35	12	1	0	0
Total Votes Cast	202	100.00%	<div><div></div></div>	136	61	5	0	0
Overvotes	0			0	0	0	0	0
Undervotes	4			3	1	0	0	0
Contest Totals	206			139	62	5	0	0

## PCT 024

### Proposition 1 – State of Texas

Vote For 1

	TOTAL	VOTE %		Election Day	Early Voting	Ballots By Mail	Provisional	Limited Ballot
For	100	64.94%	<div><div></div></div>	56	41	3	0	0
Against	54	35.06%	<div><div></div></div>	34	20	0	0	0
Total Votes Cast	154	100.00%	<div><div></div></div>	90	61	3	0	0
Overvotes	0			0	0	0	0	0
Undervotes	5			4	1	0	0	0
Contest Totals	159			94	62	3	0	0

### Proposition 2 – State of Texas

Vote For 1

	TOTAL	VOTE %		Election Day	Early Voting	Ballots By Mail	Provisional	Limited Ballot
For	106	70.67%	<div><div></div></div>	58	45	3	0	0
Against	44	29.33%	<div><div></div></div>	31	13	0	0	0
Total Votes Cast	150	100.00%	<div><div></div></div>	89	58	3	0	0
Overvotes	0			0	0	0	0	0
Undervotes	9			5	4	0	0	0
Contest Totals	159			94	62	3	0	0

### Proposition 3 – State of Texas

Vote For 1

	TOTAL	VOTE %		Election Day	Early Voting	Ballots By Mail	Provisional	Limited Ballot
For	85	54.84%	<div><div></div></div>	49	36	0	0	0
Against	70	45.16%	<div><div></div></div>	42	25	3	0	0
Total Votes Cast	155	100.00%	<div><div></div></div>	91	61	3	0	0
Overvotes	0			0	0	0	0	0
Undervotes	4			3	1	0	0	0
Contest Totals	159			94	62	3	0	0

### Proposition 4 – State of Texas

Vote For 1

	TOTAL	VOTE %		Election Day	Early Voting	Ballots By Mail	Provisional	Limited Ballot
For	121	78.06%	<div><div></div></div>	70	51	0	0	0
Against	34	21.94%	<div><div></div></div>	23	8	3	0	0
Total Votes Cast	155	100.00%	<div><div></div></div>	93	59	3	0	0
Overvotes	0			0	0	0	0	0
Undervotes	4			1	3	0	0	0
Contest Totals	159			94	62	3	0	0



## PCT 024

### Proposition 5 – State of Texas

Vote For 1

	TOTAL	VOTE %		Election Day	Early Voting	Ballots By Mail	Provisional	Limited Ballot
For	109	71.24%	<div><div></div></div>	66	43	0	0	0
Against	44	28.76%	<div><div></div></div>	25	16	3	0	0
Total Votes Cast	153	100.00%	<div><div></div></div>	91	59	3	0	0
Overvotes	0			0	0	0	0	0
Undervotes	6			3	3	0	0	0
Contest Totals	159			94	62	3	0	0

### Proposition 6 – State of Texas

Vote For 1

	TOTAL	VOTE %		Election Day	Early Voting	Ballots By Mail	Provisional	Limited Ballot
For	132	84.08%	<div><div></div></div>	80	51	1	0	0
Against	25	15.92%	<div><div></div></div>	12	11	2	0	0
Total Votes Cast	157	100.00%	<div><div></div></div>	92	62	3	0	0
Overvotes	0			0	0	0	0	0
Undervotes	2			2	0	0	0	0
Contest Totals	159			94	62	3	0	0

### Proposition 7 – State of Texas

Vote For 1

	TOTAL	VOTE %		Election Day	Early Voting	Ballots By Mail	Provisional	Limited Ballot
For	102	66.23%	<div><div></div></div>	62	39	1	0	0
Against	52	33.77%	<div><div></div></div>	29	21	2	0	0
Total Votes Cast	154	100.00%	<div><div></div></div>	91	60	3	0	0
Overvotes	0			0	0	0	0	0
Undervotes	5			3	2	0	0	0
Contest Totals	159			94	62	3	0	0

### Proposition 8 – State of Texas

Vote For 1

	TOTAL	VOTE %		Election Day	Early Voting	Ballots By Mail	Provisional	Limited Ballot
For	113	74.83%	<div><div></div></div>	63	49	1	0	0
Against	38	25.17%	<div><div></div></div>	26	10	2	0	0
Total Votes Cast	151	100.00%	<div><div></div></div>	89	59	3	0	0
Overvotes	0			0	0	0	0	0
Undervotes	8			5	3	0	0	0
Contest Totals	159			94	62	3	0	0

## PCT 024

### Proposition 9 – State of Texas

Vote For 1

	TOTAL	VOTE %		Election Day	Early Voting	Ballots By Mail	Provisional	Limited Ballot
For	135	87.10%	<div><div></div></div>	78	54	3	0	0
Against	20	12.90%	<div><div></div></div>	13	7	0	0	0
Total Votes Cast	155	100.00%	<div><div></div></div>	91	61	3	0	0
Overvotes	0			0	0	0	0	0
Undervotes	4			3	1	0	0	0
Contest Totals	159			94	62	3	0	0

### Proposition 10 – State of Texas

Vote For 1

	TOTAL	VOTE %		Election Day	Early Voting	Ballots By Mail	Provisional	Limited Ballot
For	79	52.32%	<div><div></div></div>	46	30	3	0	0
Against	72	47.68%	<div><div></div></div>	44	28	0	0	0
Total Votes Cast	151	100.00%	<div><div></div></div>	90	58	3	0	0
Overvotes	0			0	0	0	0	0
Undervotes	8			4	4	0	0	0
Contest Totals	159			94	62	3	0	0

### Proposition 11 – State of Texas

Vote For 1

	TOTAL	VOTE %		Election Day	Early Voting	Ballots By Mail	Provisional	Limited Ballot
For	106	71.62%	<div><div></div></div>	57	46	3	0	0
Against	42	28.38%	<div><div></div></div>	29	13	0	0	0
Total Votes Cast	148	100.00%	<div><div></div></div>	86	59	3	0	0
Overvotes	0			0	0	0	0	0
Undervotes	11			8	3	0	0	0
Contest Totals	159			94	62	3	0	0

### Proposition 12 – State of Texas

Vote For 1

	TOTAL	VOTE %		Election Day	Early Voting	Ballots By Mail	Provisional	Limited Ballot
For	61	44.53%	<div><div></div></div>	32	27	2	0	0
Against	76	55.47%	<div><div></div></div>	46	29	1	0	0
Total Votes Cast	137	100.00%	<div><div></div></div>	78	56	3	0	0
Overvotes	0			0	0	0	0	0
Undervotes	22			16	6	0	0	0
Contest Totals	159			94	62	3	0	0

## PCT 024

### Proposition 13 – State of Texas

Vote For 1

	TOTAL	VOTE %		Election Day	Early Voting	Ballots By Mail	Provisional	Limited Ballot
For	45	30.00%	<div><div></div></div>	21	22	2	0	0
Against	105	70.00%	<div><div></div></div>	69	35	1	0	0
Total Votes Cast	150	100.00%	<div><div></div></div>	90	57	3	0	0
Overvotes	0			0	0	0	0	0
Undervotes	9			4	5	0	0	0
Contest Totals	159			94	62	3	0	0

### Proposition 14 – State of Texas

Vote For 1

	TOTAL	VOTE %		Election Day	Early Voting	Ballots By Mail	Provisional	Limited Ballot
For	127	82.47%	<div><div></div></div>	72	52	3	0	0
Against	27	17.53%	<div><div></div></div>	20	7	0	0	0
Total Votes Cast	154	100.00%	<div><div></div></div>	92	59	3	0	0
Overvotes	0			0	0	0	0	0
Undervotes	5			2	3	0	0	0
Contest Totals	159			94	62	3	0	0

### Proposition A – Collin County

Vote For 1

	TOTAL	VOTE %		Election Day	Early Voting	Ballots By Mail	Provisional	Limited Ballot
For	78	53.06%	<div><div></div></div>	44	34	0	0	0
Against	69	46.94%	<div><div></div></div>	44	22	3	0	0
Total Votes Cast	147	100.00%	<div><div></div></div>	88	56	3	0	0
Overvotes	0			0	0	0	0	0
Undervotes	12			6	6	0	0	0
Contest Totals	159			94	62	3	0	0

### Proposition B – Collin County

Vote For 1

	TOTAL	VOTE %		Election Day	Early Voting	Ballots By Mail	Provisional	Limited Ballot
For	106	72.60%	<div><div></div></div>	62	43	1	0	0
Against	40	27.40%	<div><div></div></div>	25	13	2	0	0
Total Votes Cast	146	100.00%	<div><div></div></div>	87	56	3	0	0
Overvotes	0			0	0	0	0	0
Undervotes	13			7	6	0	0	0
Contest Totals	159			94	62	3	0	0

## PCT 024

### Proposition C – Collin County

Vote For 1

	TOTAL	VOTE %		Election Day	Early Voting	Ballots By Mail	Provisional	Limited Ballot
For	90	62.94%	<div><div></div></div>	50	40	0	0	0
Against	53	37.06%	<div><div></div></div>	34	16	3	0	0
Total Votes Cast	143	100.00%	<div><div></div></div>	84	56	3	0	0
Overvotes	0			0	0	0	0	0
Undervotes	16			10	6	0	0	0
Contest Totals	159			94	62	3	0	0

### Proposition D – Collin County

Vote For 1

	TOTAL	VOTE %		Election Day	Early Voting	Ballots By Mail	Provisional	Limited Ballot
For	94	64.38%	<div><div></div></div>	57	36	1	0	0
Against	52	35.62%	<div><div></div></div>	31	19	2	0	0
Total Votes Cast	146	100.00%	<div><div></div></div>	88	55	3	0	0
Overvotes	0			0	0	0	0	0
Undervotes	13			6	7	0	0	0
Contest Totals	159			94	62	3	0	0

### Proposition E – Collin County

Vote For 1

	TOTAL	VOTE %		Election Day	Early Voting	Ballots By Mail	Provisional	Limited Ballot
For	110	74.83%	<div><div></div></div>	69	40	1	0	0
Against	37	25.17%	<div><div></div></div>	20	15	2	0	0
Total Votes Cast	147	100.00%	<div><div></div></div>	89	55	3	0	0
Overvotes	0			0	0	0	0	0
Undervotes	12			5	7	0	0	0
Contest Totals	159			94	62	3	0	0

## PCT 025

### Proposition 1 – State of Texas

Vote For 1

	TOTAL	VOTE %		Election Day	Early Voting	Ballots By Mail	Provisional	Limited Ballot
For	502	72.13%	<div><div></div></div>	262	238	2	0	0
Against	194	27.87%	<div><div></div></div>	97	95	2	0	0
Total Votes Cast	696	100.00%	<div><div></div></div>	359	333	4	0	0
Overvotes	0			0	0	0	0	0
Undervotes	13			6	7	0	0	0
Contest Totals	709			365	340	4	0	0

### Proposition 2 – State of Texas

Vote For 1

	TOTAL	VOTE %		Election Day	Early Voting	Ballots By Mail	Provisional	Limited Ballot
For	426	62.83%	<div><div></div></div>	243	180	3	0	0
Against	252	37.17%	<div><div></div></div>	109	142	1	0	0
Total Votes Cast	678	100.00%	<div><div></div></div>	352	322	4	0	0
Overvotes	0			0	0	0	0	0
Undervotes	31			13	18	0	0	0
Contest Totals	709			365	340	4	0	0

### Proposition 3 – State of Texas

Vote For 1

	TOTAL	VOTE %		Election Day	Early Voting	Ballots By Mail	Provisional	Limited Ballot
For	431	63.20%	<div><div></div></div>	211	217	3	0	0
Against	251	36.80%	<div><div></div></div>	138	112	1	0	0
Total Votes Cast	682	100.00%	<div><div></div></div>	349	329	4	0	0
Overvotes	0			0	0	0	0	0
Undervotes	27			16	11	0	0	0
Contest Totals	709			365	340	4	0	0

### Proposition 4 – State of Texas

Vote For 1

	TOTAL	VOTE %		Election Day	Early Voting	Ballots By Mail	Provisional	Limited Ballot
For	560	82.11%	<div><div></div></div>	291	266	3	0	0
Against	122	17.89%	<div><div></div></div>	60	62	0	0	0
Total Votes Cast	682	100.00%	<div><div></div></div>	351	328	3	0	0
Overvotes	0			0	0	0	0	0
Undervotes	27			14	12	1	0	0
Contest Totals	709			365	340	4	0	0

## PCT 025

### Proposition 5 – State of Texas

Vote For 1

	TOTAL	VOTE %		Election Day	Early Voting	Ballots By Mail	Provisional	Limited Ballot
For	452	66.67%	<div><div></div></div>	254	196	2	0	0
Against	226	33.33%	<div><div></div></div>	96	128	2	0	0
Total Votes Cast	678	100.00%	<div><div></div></div>	350	324	4	0	0
Overvotes	0			0	0	0	0	0
Undervotes	31			15	16	0	0	0
Contest Totals	709			365	340	4	0	0

### Proposition 6 – State of Texas

Vote For 1

	TOTAL	VOTE %		Election Day	Early Voting	Ballots By Mail	Provisional	Limited Ballot
For	542	78.78%	<div><div></div></div>	298	242	2	0	0
Against	146	21.22%	<div><div></div></div>	56	89	1	0	0
Total Votes Cast	688	100.00%	<div><div></div></div>	354	331	3	0	0
Overvotes	0			0	0	0	0	0
Undervotes	21			11	9	1	0	0
Contest Totals	709			365	340	4	0	0

### Proposition 7 – State of Texas

Vote For 1

	TOTAL	VOTE %		Election Day	Early Voting	Ballots By Mail	Provisional	Limited Ballot
For	417	60.61%	<div><div></div></div>	219	196	2	0	0
Against	271	39.39%	<div><div></div></div>	137	132	2	0	0
Total Votes Cast	688	100.00%	<div><div></div></div>	356	328	4	0	0
Overvotes	0			0	0	0	0	0
Undervotes	21			9	12	0	0	0
Contest Totals	709			365	340	4	0	0

### Proposition 8 – State of Texas

Vote For 1

	TOTAL	VOTE %		Election Day	Early Voting	Ballots By Mail	Provisional	Limited Ballot
For	484	71.39%	<div><div></div></div>	270	212	2	0	0
Against	194	28.61%	<div><div></div></div>	82	111	1	0	0
Total Votes Cast	678	100.00%	<div><div></div></div>	352	323	3	0	0
Overvotes	0			0	0	0	0	0
Undervotes	31			13	17	1	0	0
Contest Totals	709			365	340	4	0	0

## PCT 025

### Proposition 9 – State of Texas

Vote For 1

	TOTAL	VOTE %		Election Day	Early Voting	Ballots By Mail	Provisional	Limited Ballot
For	566	82.63%	<div><div></div></div>	303	259	4	0	0
Against	119	17.37%	<div><div></div></div>	51	68	0	0	0
Total Votes Cast	685	100.00%	<div><div></div></div>	354	327	4	0	0
Overvotes	0			0	0	0	0	0
Undervotes	24			11	13	0	0	0
Contest Totals	709			365	340	4	0	0

### Proposition 10 – State of Texas

Vote For 1

	TOTAL	VOTE %		Election Day	Early Voting	Ballots By Mail	Provisional	Limited Ballot
For	304	45.37%	<div><div></div></div>	164	138	2	0	0
Against	366	54.63%	<div><div></div></div>	183	181	2	0	0
Total Votes Cast	670	100.00%	<div><div></div></div>	347	319	4	0	0
Overvotes	0			0	0	0	0	0
Undervotes	39			18	21	0	0	0
Contest Totals	709			365	340	4	0	0

### Proposition 11 – State of Texas

Vote For 1

	TOTAL	VOTE %		Election Day	Early Voting	Ballots By Mail	Provisional	Limited Ballot
For	410	63.66%	<div><div></div></div>	236	173	1	0	0
Against	234	36.34%	<div><div></div></div>	98	134	2	0	0
Total Votes Cast	644	100.00%	<div><div></div></div>	334	307	3	0	0
Overvotes	0			0	0	0	0	0
Undervotes	65			31	33	1	0	0
Contest Totals	709			365	340	4	0	0

### Proposition 12 – State of Texas

Vote For 1

	TOTAL	VOTE %		Election Day	Early Voting	Ballots By Mail	Provisional	Limited Ballot
For	323	52.61%	<div><div></div></div>	159	164	0	0	0
Against	291	47.39%	<div><div></div></div>	163	125	3	0	0
Total Votes Cast	614	100.00%	<div><div></div></div>	322	289	3	0	0
Overvotes	0			0	0	0	0	0
Undervotes	95			43	51	1	0	0
Contest Totals	709			365	340	4	0	0

## PCT 025

### Proposition 13 – State of Texas

Vote For 1

	TOTAL	VOTE %		Election Day	Early Voting	Ballots By Mail	Provisional	Limited Ballot
For	225	33.14%	<div><div></div></div>	130	94	1	0	0
Against	454	66.86%	<div><div></div></div>	220	231	3	0	0
Total Votes Cast	679	100.00%	<div><div></div></div>	350	325	4	0	0
Overvotes	0			0	0	0	0	0
Undervotes	30			15	15	0	0	0
Contest Totals	709			365	340	4	0	0

### Proposition 14 – State of Texas

Vote For 1

	TOTAL	VOTE %		Election Day	Early Voting	Ballots By Mail	Provisional	Limited Ballot
For	518	76.18%	<div><div></div></div>	298	219	1	0	0
Against	162	23.82%	<div><div></div></div>	57	102	3	0	0
Total Votes Cast	680	100.00%	<div><div></div></div>	355	321	4	0	0
Overvotes	0			0	0	0	0	0
Undervotes	29			10	19	0	0	0
Contest Totals	709			365	340	4	0	0

### Proposition A – Collin County

Vote For 1

	TOTAL	VOTE %		Election Day	Early Voting	Ballots By Mail	Provisional	Limited Ballot
For	311	46.42%	<div><div></div></div>	170	141	0	0	0
Against	359	53.58%	<div><div></div></div>	175	180	4	0	0
Total Votes Cast	670	100.00%	<div><div></div></div>	345	321	4	0	0
Overvotes	0			0	0	0	0	0
Undervotes	39			20	19	0	0	0
Contest Totals	709			365	340	4	0	0

### Proposition B – Collin County

Vote For 1

	TOTAL	VOTE %		Election Day	Early Voting	Ballots By Mail	Provisional	Limited Ballot
For	413	61.00%	<div><div></div></div>	226	186	1	0	0
Against	264	39.00%	<div><div></div></div>	125	136	3	0	0
Total Votes Cast	677	100.00%	<div><div></div></div>	351	322	4	0	0
Overvotes	0			0	0	0	0	0
Undervotes	32			14	18	0	0	0
Contest Totals	709			365	340	4	0	0



## PCT 025

### Proposition C – Collin County

Vote For 1

	TOTAL	VOTE %		Election Day	Early Voting	Ballots By Mail	Provisional	Limited Ballot
For	337	50.37%	<div><div></div></div>	198	139	0	0	0
Against	332	49.63%	<div><div></div></div>	151	178	3	0	0
Total Votes Cast	669	100.00%	<div><div></div></div>	349	317	3	0	0
Overvotes	0			0	0	0	0	0
Undervotes	40			16	23	1	0	0
Contest Totals	709			365	340	4	0	0

### Proposition D – Collin County

Vote For 1

	TOTAL	VOTE %		Election Day	Early Voting	Ballots By Mail	Provisional	Limited Ballot
For	412	61.22%	<div><div></div></div>	231	180	1	0	0
Against	261	38.78%	<div><div></div></div>	116	142	3	0	0
Total Votes Cast	673	100.00%	<div><div></div></div>	347	322	4	0	0
Overvotes	0			0	0	0	0	0
Undervotes	36			18	18	0	0	0
Contest Totals	709			365	340	4	0	0

### Proposition E – Collin County

Vote For 1

	TOTAL	VOTE %		Election Day	Early Voting	Ballots By Mail	Provisional	Limited Ballot
For	500	72.67%	<div><div></div></div>	279	220	1	0	0
Against	188	27.33%	<div><div></div></div>	75	110	3	0	0
Total Votes Cast	688	100.00%	<div><div></div></div>	354	330	4	0	0
Overvotes	0			0	0	0	0	0
Undervotes	21			11	10	0	0	0
Contest Totals	709			365	340	4	0	0

### City Council, Place 2 – City of Murphy

Vote For 1

	TOTAL	VOTE %		Election Day	Early Voting	Ballots By Mail	Provisional	Limited Ballot
Chi Egwuekwe	323	49.69%	<div><div></div></div>	180	142	1	0	0
W. Scott Smith	327	50.31%	<div><div></div></div>	155	170	2	0	0
Total Votes Cast	650	100.00%	<div><div></div></div>	335	312	3	0	0
Overvotes	0			0	0	0	0	0
Undervotes	59			30	28	1	0	0
Contest Totals	709			365	340	4	0	0

## PCT 026

### Proposition 1 – State of Texas

Vote For 1

	TOTAL	VOTE %		Election Day	Early Voting	Ballots By Mail	Provision al	Limited Ballot
For	95	70.90%	<div><div></div></div>	59	31	5	0	0
Against	39	29.10%	<div><div></div></div>	24	14	1	0	0
Total Votes Cast	134	100.00%	<div><div></div></div>	83	45	6	0	0
Overvotes	0			0	0	0	0	0
Undervotes	0			0	0	0	0	0
Contest Totals	134			83	45	6	0	0

### Proposition 2 – State of Texas

Vote For 1

	TOTAL	VOTE %		Election Day	Early Voting	Ballots By Mail	Provision al	Limited Ballot
For	89	68.99%	<div><div></div></div>	57	26	6	0	0
Against	40	31.01%	<div><div></div></div>	21	19	0	0	0
Total Votes Cast	129	100.00%	<div><div></div></div>	78	45	6	0	0
Overvotes	0			0	0	0	0	0
Undervotes	5			5	0	0	0	0
Contest Totals	134			83	45	6	0	0

### Proposition 3 – State of Texas

Vote For 1

	TOTAL	VOTE %		Election Day	Early Voting	Ballots By Mail	Provision al	Limited Ballot
For	77	58.78%	<div><div></div></div>	48	26	3	0	0
Against	54	41.22%	<div><div></div></div>	32	19	3	0	0
Total Votes Cast	131	100.00%	<div><div></div></div>	80	45	6	0	0
Overvotes	0			0	0	0	0	0
Undervotes	3			3	0	0	0	0
Contest Totals	134			83	45	6	0	0

### Proposition 4 – State of Texas

Vote For 1

	TOTAL	VOTE %		Election Day	Early Voting	Ballots By Mail	Provision al	Limited Ballot
For	105	78.95%	<div><div></div></div>	67	34	4	0	0
Against	28	21.05%	<div><div></div></div>	15	11	2	0	0
Total Votes Cast	133	100.00%	<div><div></div></div>	82	45	6	0	0
Overvotes	0			0	0	0	0	0
Undervotes	1			1	0	0	0	0
Contest Totals	134			83	45	6	0	0

## PCT 026

### Proposition 5 – State of Texas

Vote For 1

	TOTAL	VOTE %		Election Day	Early Voting	Ballots By Mail	Provisional	Limited Ballot
For	90	68.70%	<div><div></div></div>	56	30	4	0	0
Against	41	31.30%	<div><div></div></div>	24	15	2	0	0
Total Votes Cast	131	100.00%	<div><div></div></div>	80	45	6	0	0
Overvotes	0			0	0	0	0	0
Undervotes	3			3	0	0	0	0
Contest Totals	134			83	45	6	0	0

### Proposition 6 – State of Texas

Vote For 1

	TOTAL	VOTE %		Election Day	Early Voting	Ballots By Mail	Provisional	Limited Ballot
For	106	80.92%	<div><div></div></div>	64	37	5	0	0
Against	25	19.08%	<div><div></div></div>	16	8	1	0	0
Total Votes Cast	131	100.00%	<div><div></div></div>	80	45	6	0	0
Overvotes	0			0	0	0	0	0
Undervotes	3			3	0	0	0	0
Contest Totals	134			83	45	6	0	0

### Proposition 7 – State of Texas

Vote For 1

	TOTAL	VOTE %		Election Day	Early Voting	Ballots By Mail	Provisional	Limited Ballot
For	84	63.16%	<div><div></div></div>	54	27	3	0	0
Against	49	36.84%	<div><div></div></div>	28	18	3	0	0
Total Votes Cast	133	100.00%	<div><div></div></div>	82	45	6	0	0
Overvotes	0			0	0	0	0	0
Undervotes	1			1	0	0	0	0
Contest Totals	134			83	45	6	0	0

### Proposition 8 – State of Texas

Vote For 1

	TOTAL	VOTE %		Election Day	Early Voting	Ballots By Mail	Provisional	Limited Ballot
For	102	78.46%	<div><div></div></div>	63	35	4	0	0
Against	28	21.54%	<div><div></div></div>	18	10	0	0	0
Total Votes Cast	130	100.00%	<div><div></div></div>	81	45	4	0	0
Overvotes	0			0	0	0	0	0
Undervotes	4			2	0	2	0	0
Contest Totals	134			83	45	6	0	0

## PCT 026

### Proposition 9 – State of Texas

Vote For 1

	TOTAL	VOTE %		Election Day	Early Voting	Ballots By Mail	Provisional	Limited Ballot
For	122	91.73%	<div><div></div></div>	74	42	6	0	0
Against	11	8.27%	<div><div></div></div>	8	3	0	0	0
Total Votes Cast	133	100.00%	<div><div></div></div>	82	45	6	0	0
Overvotes	0			0	0	0	0	0
Undervotes	1			1	0	0	0	0
Contest Totals	134			83	45	6	0	0

### Proposition 10 – State of Texas

Vote For 1

	TOTAL	VOTE %		Election Day	Early Voting	Ballots By Mail	Provisional	Limited Ballot
For	69	54.76%	<div><div></div></div>	43	25	1	0	0
Against	57	45.24%	<div><div></div></div>	35	19	3	0	0
Total Votes Cast	126	100.00%	<div><div></div></div>	78	44	4	0	0
Overvotes	0			0	0	0	0	0
Undervotes	8			5	1	2	0	0
Contest Totals	134			83	45	6	0	0

### Proposition 11 – State of Texas

Vote For 1

	TOTAL	VOTE %		Election Day	Early Voting	Ballots By Mail	Provisional	Limited Ballot
For	90	74.38%	<div><div></div></div>	60	26	4	0	0
Against	31	25.62%	<div><div></div></div>	13	18	0	0	0
Total Votes Cast	121	100.00%	<div><div></div></div>	73	44	4	0	0
Overvotes	0			0	0	0	0	0
Undervotes	13			10	1	2	0	0
Contest Totals	134			83	45	6	0	0

### Proposition 12 – State of Texas

Vote For 1

	TOTAL	VOTE %		Election Day	Early Voting	Ballots By Mail	Provisional	Limited Ballot
For	57	49.57%	<div><div></div></div>	35	20	2	0	0
Against	58	50.43%	<div><div></div></div>	34	22	2	0	0
Total Votes Cast	115	100.00%	<div><div></div></div>	69	42	4	0	0
Overvotes	0			0	0	0	0	0
Undervotes	19			14	3	2	0	0
Contest Totals	134			83	45	6	0	0

## PCT 026

### Proposition 13 – State of Texas

Vote For 1

	TOTAL	VOTE %		Election Day	Early Voting	Ballots By Mail	Provisional	Limited Ballot
For	31	25.20%	<div><div></div></div>	22	8	1	0	0
Against	92	74.80%	<div><div></div></div>	54	35	3	0	0
Total Votes Cast	123	100.00%	<div><div></div></div>	76	43	4	0	0
Overvotes	0			0	0	0	0	0
Undervotes	11			7	2	2	0	0
Contest Totals	134			83	45	6	0	0

### Proposition 14 – State of Texas

Vote For 1

	TOTAL	VOTE %		Election Day	Early Voting	Ballots By Mail	Provisional	Limited Ballot
For	109	85.16%	<div><div></div></div>	69	36	4	0	0
Against	19	14.84%	<div><div></div></div>	11	8	0	0	0
Total Votes Cast	128	100.00%	<div><div></div></div>	80	44	4	0	0
Overvotes	0			0	0	0	0	0
Undervotes	6			3	1	2	0	0
Contest Totals	134			83	45	6	0	0

### Proposition A – Collin County

Vote For 1

	TOTAL	VOTE %		Election Day	Early Voting	Ballots By Mail	Provisional	Limited Ballot
For	60	47.24%	<div><div></div></div>	41	16	3	0	0
Against	67	52.76%	<div><div></div></div>	39	27	1	0	0
Total Votes Cast	127	100.00%	<div><div></div></div>	80	43	4	0	0
Overvotes	0			0	0	0	0	0
Undervotes	7			3	2	2	0	0
Contest Totals	134			83	45	6	0	0

### Proposition B – Collin County

Vote For 1

	TOTAL	VOTE %		Election Day	Early Voting	Ballots By Mail	Provisional	Limited Ballot
For	78	60.00%	<div><div></div></div>	52	21	5	0	0
Against	52	40.00%	<div><div></div></div>	29	22	1	0	0
Total Votes Cast	130	100.00%	<div><div></div></div>	81	43	6	0	0
Overvotes	0			0	0	0	0	0
Undervotes	4			2	2	0	0	0
Contest Totals	134			83	45	6	0	0

## PCT 026

### Proposition C – Collin County

Vote For 1

	TOTAL	VOTE %		Election Day	Early Voting	Ballots By Mail	Provisional	Limited Ballot
For	64	50.79%	<div><div></div></div>	42	16	6	0	0
Against	62	49.21%	<div><div></div></div>	35	27	0	0	0
Total Votes Cast	126	100.00%	<div><div></div></div>	77	43	6	0	0
Overvotes	0			0	0	0	0	0
Undervotes	8			6	2	0	0	0
Contest Totals	134			83	45	6	0	0

### Proposition D – Collin County

Vote For 1

	TOTAL	VOTE %		Election Day	Early Voting	Ballots By Mail	Provisional	Limited Ballot
For	79	61.72%	<div><div></div></div>	56	17	6	0	0
Against	49	38.28%	<div><div></div></div>	23	26	0	0	0
Total Votes Cast	128	100.00%	<div><div></div></div>	79	43	6	0	0
Overvotes	0			0	0	0	0	0
Undervotes	6			4	2	0	0	0
Contest Totals	134			83	45	6	0	0

### Proposition E – Collin County

Vote For 1

	TOTAL	VOTE %		Election Day	Early Voting	Ballots By Mail	Provisional	Limited Ballot
For	94	73.44%	<div><div></div></div>	63	25	6	0	0
Against	34	26.56%	<div><div></div></div>	16	18	0	0	0
Total Votes Cast	128	100.00%	<div><div></div></div>	79	43	6	0	0
Overvotes	0			0	0	0	0	0
Undervotes	6			4	2	0	0	0
Contest Totals	134			83	45	6	0	0

## PCT 027

### Proposition 1 – State of Texas

Vote For 1

	TOTAL	VOTE %		Election Day	Early Voting	Ballots By Mail	Provision al	Limited Ballot
For	277	78.69%	<div><div></div></div>	121	155	1	0	0
Against	75	21.31%	<div><div></div></div>	27	48	0	0	0
Total Votes Cast	352	100.00%	<div><div></div></div>	148	203	1	0	0
Overvotes	0			0	0	0	0	0
Undervotes	4			0	4	0	0	0
Contest Totals	356			148	207	1	0	0

### Proposition 2 – State of Texas

Vote For 1

	TOTAL	VOTE %		Election Day	Early Voting	Ballots By Mail	Provision al	Limited Ballot
For	197	57.27%	<div><div></div></div>	89	107	1	0	0
Against	147	42.73%	<div><div></div></div>	53	94	0	0	0
Total Votes Cast	344	100.00%	<div><div></div></div>	142	201	1	0	0
Overvotes	0			0	0	0	0	0
Undervotes	12			6	6	0	0	0
Contest Totals	356			148	207	1	0	0

### Proposition 3 – State of Texas

Vote For 1

	TOTAL	VOTE %		Election Day	Early Voting	Ballots By Mail	Provision al	Limited Ballot
For	252	73.04%	<div><div></div></div>	104	147	1	0	0
Against	93	26.96%	<div><div></div></div>	37	56	0	0	0
Total Votes Cast	345	100.00%	<div><div></div></div>	141	203	1	0	0
Overvotes	0			0	0	0	0	0
Undervotes	11			7	4	0	0	0
Contest Totals	356			148	207	1	0	0

### Proposition 4 – State of Texas

Vote For 1

	TOTAL	VOTE %		Election Day	Early Voting	Ballots By Mail	Provision al	Limited Ballot
For	291	84.35%	<div><div></div></div>	122	168	1	0	0
Against	54	15.65%	<div><div></div></div>	21	33	0	0	0
Total Votes Cast	345	100.00%	<div><div></div></div>	143	201	1	0	0
Overvotes	0			0	0	0	0	0
Undervotes	11			5	6	0	0	0
Contest Totals	356			148	207	1	0	0

## PCT 027

### Proposition 5 – State of Texas

Vote For 1

	TOTAL	VOTE %		Election Day	Early Voting	Ballots By Mail	Provisional	Limited Ballot
For	202	59.06%	<div><div></div></div>	89	112	1	0	0
Against	140	40.94%	<div><div></div></div>	53	87	0	0	0
Total Votes Cast	342	100.00%	<div><div></div></div>	142	199	1	0	0
Overvotes	0			0	0	0	0	0
Undervotes	14			6	8	0	0	0
Contest Totals	356			148	207	1	0	0

### Proposition 6 – State of Texas

Vote For 1

	TOTAL	VOTE %		Election Day	Early Voting	Ballots By Mail	Provisional	Limited Ballot
For	268	77.68%	<div><div></div></div>	109	158	1	0	0
Against	77	22.32%	<div><div></div></div>	35	42	0	0	0
Total Votes Cast	345	100.00%	<div><div></div></div>	144	200	1	0	0
Overvotes	0			0	0	0	0	0
Undervotes	11			4	7	0	0	0
Contest Totals	356			148	207	1	0	0

### Proposition 7 – State of Texas

Vote For 1

	TOTAL	VOTE %		Election Day	Early Voting	Ballots By Mail	Provisional	Limited Ballot
For	228	65.90%	<div><div></div></div>	95	133	0	0	0
Against	118	34.10%	<div><div></div></div>	48	69	1	0	0
Total Votes Cast	346	100.00%	<div><div></div></div>	143	202	1	0	0
Overvotes	0			0	0	0	0	0
Undervotes	10			5	5	0	0	0
Contest Totals	356			148	207	1	0	0

### Proposition 8 – State of Texas

Vote For 1

	TOTAL	VOTE %		Election Day	Early Voting	Ballots By Mail	Provisional	Limited Ballot
For	236	70.03%	<div><div></div></div>	97	138	1	0	0
Against	101	29.97%	<div><div></div></div>	42	59	0	0	0
Total Votes Cast	337	100.00%	<div><div></div></div>	139	197	1	0	0
Overvotes	0			0	0	0	0	0
Undervotes	19			9	10	0	0	0
Contest Totals	356			148	207	1	0	0



## PCT 027

### Proposition 9 – State of Texas

Vote For 1

	TOTAL	VOTE %		Election Day	Early Voting	Ballots By Mail	Provision al	Limited Ballot
For	282	81.03%	<div><div></div></div>	123	158	1	0	0
Against	66	18.97%	<div><div></div></div>	22	44	0	0	0
Total Votes Cast	348	100.00%	<div><div></div></div>	145	202	1	0	0
Overvotes	0			0	0	0	0	0
Undervotes	8			3	5	0	0	0
Contest Totals	356			148	207	1	0	0

### Proposition 10 – State of Texas

Vote For 1

	TOTAL	VOTE %		Election Day	Early Voting	Ballots By Mail	Provision al	Limited Ballot
For	175	52.08%	<div><div></div></div>	72	102	1	0	0
Against	161	47.92%	<div><div></div></div>	72	89	0	0	0
Total Votes Cast	336	100.00%	<div><div></div></div>	144	191	1	0	0
Overvotes	0			0	0	0	0	0
Undervotes	20			4	16	0	0	0
Contest Totals	356			148	207	1	0	0

### Proposition 11 – State of Texas

Vote For 1

	TOTAL	VOTE %		Election Day	Early Voting	Ballots By Mail	Provision al	Limited Ballot
For	200	61.35%	<div><div></div></div>	92	108	0	0	0
Against	126	38.65%	<div><div></div></div>	47	78	1	0	0
Total Votes Cast	326	100.00%	<div><div></div></div>	139	186	1	0	0
Overvotes	0			0	0	0	0	0
Undervotes	30			9	21	0	0	0
Contest Totals	356			148	207	1	0	0

### Proposition 12 – State of Texas

Vote For 1

	TOTAL	VOTE %		Election Day	Early Voting	Ballots By Mail	Provision al	Limited Ballot
For	156	50.98%	<div><div></div></div>	61	94	1	0	0
Against	150	49.02%	<div><div></div></div>	69	81	0	0	0
Total Votes Cast	306	100.00%	<div><div></div></div>	130	175	1	0	0
Overvotes	0			0	0	0	0	0
Undervotes	50			18	32	0	0	0
Contest Totals	356			148	207	1	0	0

## PCT 027

### Proposition 13 – State of Texas

Vote For 1

	TOTAL	VOTE %		Election Day	Early Voting	Ballots By Mail	Provisional	Limited Ballot
For	118	34.71%	<div><div></div></div>	37	81	0	0	0
Against	222	65.29%	<div><div></div></div>	106	115	1	0	0
Total Votes Cast	340	100.00%	<div><div></div></div>	143	196	1	0	0
Overvotes	0			0	0	0	0	0
Undervotes	16			5	11	0	0	0
Contest Totals	356			148	207	1	0	0

### Proposition 14 – State of Texas

Vote For 1

	TOTAL	VOTE %		Election Day	Early Voting	Ballots By Mail	Provisional	Limited Ballot
For	268	77.91%	<div><div></div></div>	113	154	1	0	0
Against	76	22.09%	<div><div></div></div>	30	46	0	0	0
Total Votes Cast	344	100.00%	<div><div></div></div>	143	200	1	0	0
Overvotes	0			0	0	0	0	0
Undervotes	12			5	7	0	0	0
Contest Totals	356			148	207	1	0	0

### Proposition A – Collin County

Vote For 1

	TOTAL	VOTE %		Election Day	Early Voting	Ballots By Mail	Provisional	Limited Ballot
For	174	50.73%	<div><div></div></div>	76	97	1	0	0
Against	169	49.27%	<div><div></div></div>	68	101	0	0	0
Total Votes Cast	343	100.00%	<div><div></div></div>	144	198	1	0	0
Overvotes	0			0	0	0	0	0
Undervotes	13			4	9	0	0	0
Contest Totals	356			148	207	1	0	0

### Proposition B – Collin County

Vote For 1

	TOTAL	VOTE %		Election Day	Early Voting	Ballots By Mail	Provisional	Limited Ballot
For	198	57.89%	<div><div></div></div>	78	119	1	0	0
Against	144	42.11%	<div><div></div></div>	63	81	0	0	0
Total Votes Cast	342	100.00%	<div><div></div></div>	141	200	1	0	0
Overvotes	0			0	0	0	0	0
Undervotes	14			7	7	0	0	0
Contest Totals	356			148	207	1	0	0

## PCT 027

### Proposition C – Collin County

Vote For 1

	TOTAL	VOTE %		Election Day	Early Voting	Ballots By Mail	Provisional	Limited Ballot
For	163	48.37%	<div><div></div></div>	73	90	0	0	0
Against	174	51.63%	<div><div></div></div>	67	106	1	0	0
Total Votes Cast	337	100.00%	<div><div></div></div>	140	196	1	0	0
Overvotes	0			0	0	0	0	0
Undervotes	19			8	11	0	0	0
Contest Totals	356			148	207	1	0	0

### Proposition D – Collin County

Vote For 1

	TOTAL	VOTE %		Election Day	Early Voting	Ballots By Mail	Provisional	Limited Ballot
For	201	58.60%	<div><div></div></div>	89	111	1	0	0
Against	142	41.40%	<div><div></div></div>	54	88	0	0	0
Total Votes Cast	343	100.00%	<div><div></div></div>	143	199	1	0	0
Overvotes	0			0	0	0	0	0
Undervotes	13			5	8	0	0	0
Contest Totals	356			148	207	1	0	0

### Proposition E – Collin County

Vote For 1

	TOTAL	VOTE %		Election Day	Early Voting	Ballots By Mail	Provisional	Limited Ballot
For	248	72.09%	<div><div></div></div>	109	138	1	0	0
Against	96	27.91%	<div><div></div></div>	35	61	0	0	0
Total Votes Cast	344	100.00%	<div><div></div></div>	144	199	1	0	0
Overvotes	0			0	0	0	0	0
Undervotes	12			4	8	0	0	0
Contest Totals	356			148	207	1	0	0

### Proposition A – Wylie ISD

Vote For 1

	TOTAL	VOTE %		Election Day	Early Voting	Ballots By Mail	Provisional	Limited Ballot
FOR	166	47.29%	<div><div></div></div>	74	92	0	0	0
AGAINST	185	52.71%	<div><div></div></div>	73	111	1	0	0
Total Votes Cast	351	100.00%	<div><div></div></div>	147	203	1	0	0
Overvotes	0			0	0	0	0	0
Undervotes	5			1	4	0	0	0
Contest Totals	356			148	207	1	0	0

## PCT 028

### Proposition 1 – State of Texas

Vote For 1

	TOTAL	VOTE %		Election Day	Early Voting	Ballots By Mail	Provision al	Limited Ballot
For	338	69.83%	<div><div></div></div>	147	181	10	0	0
Against	146	30.17%	<div><div></div></div>	89	55	2	0	0
Total Votes Cast	484	100.00%	<div><div></div></div>	236	236	12	0	0
Overvotes	0			0	0	0	0	0
Undervotes	9			4	5	0	0	0
Contest Totals	493			240	241	12	0	0

### Proposition 2 – State of Texas

Vote For 1

	TOTAL	VOTE %		Election Day	Early Voting	Ballots By Mail	Provision al	Limited Ballot
For	302	62.53%	<div><div></div></div>	147	150	5	0	0
Against	181	37.47%	<div><div></div></div>	88	86	7	0	0
Total Votes Cast	483	100.00%	<div><div></div></div>	235	236	12	0	0
Overvotes	0			0	0	0	0	0
Undervotes	10			5	5	0	0	0
Contest Totals	493			240	241	12	0	0

### Proposition 3 – State of Texas

Vote For 1

	TOTAL	VOTE %		Election Day	Early Voting	Ballots By Mail	Provision al	Limited Ballot
For	291	60.75%	<div><div></div></div>	124	158	9	0	0
Against	188	39.25%	<div><div></div></div>	109	76	3	0	0
Total Votes Cast	479	100.00%	<div><div></div></div>	233	234	12	0	0
Overvotes	0			0	0	0	0	0
Undervotes	14			7	7	0	0	0
Contest Totals	493			240	241	12	0	0

### Proposition 4 – State of Texas

Vote For 1

	TOTAL	VOTE %		Election Day	Early Voting	Ballots By Mail	Provision al	Limited Ballot
For	402	82.55%	<div><div></div></div>	179	212	11	0	0
Against	85	17.45%	<div><div></div></div>	59	25	1	0	0
Total Votes Cast	487	100.00%	<div><div></div></div>	238	237	12	0	0
Overvotes	0			0	0	0	0	0
Undervotes	6			2	4	0	0	0
Contest Totals	493			240	241	12	0	0

## PCT 028

### Proposition 5 – State of Texas

Vote For 1

	TOTAL	VOTE %		Election Day	Early Voting	Ballots By Mail	Provisional	Limited Ballot
For	323	67.43%	<div><div></div></div>	158	155	10	0	0
Against	156	32.57%	<div><div></div></div>	76	79	1	0	0
Total Votes Cast	479	100.00%	<div><div></div></div>	234	234	11	0	0
Overvotes	0			0	0	0	0	0
Undervotes	14			6	7	1	0	0
Contest Totals	493			240	241	12	0	0

### Proposition 6 – State of Texas

Vote For 1

	TOTAL	VOTE %		Election Day	Early Voting	Ballots By Mail	Provisional	Limited Ballot
For	396	81.99%	<div><div></div></div>	182	203	11	0	0
Against	87	18.01%	<div><div></div></div>	51	35	1	0	0
Total Votes Cast	483	100.00%	<div><div></div></div>	233	238	12	0	0
Overvotes	0			0	0	0	0	0
Undervotes	10			7	3	0	0	0
Contest Totals	493			240	241	12	0	0

### Proposition 7 – State of Texas

Vote For 1

	TOTAL	VOTE %		Election Day	Early Voting	Ballots By Mail	Provisional	Limited Ballot
For	284	58.56%	<div><div></div></div>	127	149	8	0	0
Against	201	41.44%	<div><div></div></div>	110	87	4	0	0
Total Votes Cast	485	100.00%	<div><div></div></div>	237	236	12	0	0
Overvotes	0			0	0	0	0	0
Undervotes	8			3	5	0	0	0
Contest Totals	493			240	241	12	0	0

### Proposition 8 – State of Texas

Vote For 1

	TOTAL	VOTE %		Election Day	Early Voting	Ballots By Mail	Provisional	Limited Ballot
For	346	71.05%	<div><div></div></div>	163	175	8	0	0
Against	141	28.95%	<div><div></div></div>	73	64	4	0	0
Total Votes Cast	487	100.00%	<div><div></div></div>	236	239	12	0	0
Overvotes	0			0	0	0	0	0
Undervotes	6			4	2	0	0	0
Contest Totals	493			240	241	12	0	0

## PCT 028

### Proposition 9 – State of Texas

Vote For 1

	TOTAL	VOTE %		Election Day	Early Voting	Ballots By Mail	Provisional	Limited Ballot
For	405	83.16%	<div><div></div></div>	201	193	11	0	0
Against	82	16.84%	<div><div></div></div>	35	46	1	0	0
Total Votes Cast	487	100.00%	<div><div></div></div>	236	239	12	0	0
Overvotes	0			0	0	0	0	0
Undervotes	6			4	2	0	0	0
Contest Totals	493			240	241	12	0	0

### Proposition 10 – State of Texas

Vote For 1

	TOTAL	VOTE %		Election Day	Early Voting	Ballots By Mail	Provisional	Limited Ballot
For	234	49.37%	<div><div></div></div>	99	127	8	0	0
Against	240	50.63%	<div><div></div></div>	130	106	4	0	0
Total Votes Cast	474	100.00%	<div><div></div></div>	229	233	12	0	0
Overvotes	0			0	0	0	0	0
Undervotes	19			11	8	0	0	0
Contest Totals	493			240	241	12	0	0

### Proposition 11 – State of Texas

Vote For 1

	TOTAL	VOTE %		Election Day	Early Voting	Ballots By Mail	Provisional	Limited Ballot
For	330	71.43%	<div><div></div></div>	161	161	8	0	0
Against	132	28.57%	<div><div></div></div>	65	63	4	0	0
Total Votes Cast	462	100.00%	<div><div></div></div>	226	224	12	0	0
Overvotes	0			0	0	0	0	0
Undervotes	31			14	17	0	0	0
Contest Totals	493			240	241	12	0	0

### Proposition 12 – State of Texas

Vote For 1

	TOTAL	VOTE %		Election Day	Early Voting	Ballots By Mail	Provisional	Limited Ballot
For	226	51.60%	<div><div></div></div>	94	129	3	0	0
Against	212	48.40%	<div><div></div></div>	119	86	7	0	0
Total Votes Cast	438	100.00%	<div><div></div></div>	213	215	10	0	0
Overvotes	0			0	0	0	0	0
Undervotes	55			27	26	2	0	0
Contest Totals	493			240	241	12	0	0

## PCT 028

### Proposition 13 – State of Texas

Vote For 1

	TOTAL	VOTE %		Election Day	Early Voting	Ballots By Mail	Provisional	Limited Ballot
For	161	33.61%	<div><div></div></div>	62	95	4	0	0
Against	318	66.39%	<div><div></div></div>	169	141	8	0	0
Total Votes Cast	479	100.00%	<div><div></div></div>	231	236	12	0	0
Overvotes	0			0	0	0	0	0
Undervotes	14			9	5	0	0	0
Contest Totals	493			240	241	12	0	0

### Proposition 14 – State of Texas

Vote For 1

	TOTAL	VOTE %		Election Day	Early Voting	Ballots By Mail	Provisional	Limited Ballot
For	372	77.34%	<div><div></div></div>	179	181	12	0	0
Against	109	22.66%	<div><div></div></div>	54	55	0	0	0
Total Votes Cast	481	100.00%	<div><div></div></div>	233	236	12	0	0
Overvotes	0			0	0	0	0	0
Undervotes	12			7	5	0	0	0
Contest Totals	493			240	241	12	0	0

### Proposition A – Collin County

Vote For 1

	TOTAL	VOTE %		Election Day	Early Voting	Ballots By Mail	Provisional	Limited Ballot
For	262	55.16%	<div><div></div></div>	112	141	9	0	0
Against	213	44.84%	<div><div></div></div>	118	92	3	0	0
Total Votes Cast	475	100.00%	<div><div></div></div>	230	233	12	0	0
Overvotes	0			0	0	0	0	0
Undervotes	18			10	8	0	0	0
Contest Totals	493			240	241	12	0	0

### Proposition B – Collin County

Vote For 1

	TOTAL	VOTE %		Election Day	Early Voting	Ballots By Mail	Provisional	Limited Ballot
For	336	70.15%	<div><div></div></div>	149	177	10	0	0
Against	143	29.85%	<div><div></div></div>	83	59	1	0	0
Total Votes Cast	479	100.00%	<div><div></div></div>	232	236	11	0	0
Overvotes	0			0	0	0	0	0
Undervotes	14			8	5	1	0	0
Contest Totals	493			240	241	12	0	0

## PCT 028

### Proposition C – Collin County

Vote For 1

	TOTAL	VOTE %		Election Day	Early Voting	Ballots By Mail	Provisional	Limited Ballot
For	276	58.11%	<div><div></div></div>	121	146	9	0	0
Against	199	41.89%	<div><div></div></div>	108	88	3	0	0
Total Votes Cast	475	100.00%	<div><div></div></div>	229	234	12	0	0
Overvotes	0			0	0	0	0	0
Undervotes	18			11	7	0	0	0
Contest Totals	493			240	241	12	0	0

### Proposition D – Collin County

Vote For 1

	TOTAL	VOTE %		Election Day	Early Voting	Ballots By Mail	Provisional	Limited Ballot
For	316	65.97%	<div><div></div></div>	146	160	10	0	0
Against	163	34.03%	<div><div></div></div>	84	77	2	0	0
Total Votes Cast	479	100.00%	<div><div></div></div>	230	237	12	0	0
Overvotes	0			0	0	0	0	0
Undervotes	14			10	4	0	0	0
Contest Totals	493			240	241	12	0	0

### Proposition E – Collin County

Vote For 1

	TOTAL	VOTE %		Election Day	Early Voting	Ballots By Mail	Provisional	Limited Ballot
For	363	75.00%	<div><div></div></div>	164	188	11	0	0
Against	121	25.00%	<div><div></div></div>	70	50	1	0	0
Total Votes Cast	484	100.00%	<div><div></div></div>	234	238	12	0	0
Overvotes	0			0	0	0	0	0
Undervotes	9			6	3	0	0	0
Contest Totals	493			240	241	12	0	0



## PCT 029

### Proposition 1 – State of Texas

Vote For 1

	TOTAL	VOTE %		Election Day	Early Voting	Ballots By Mail	Provisional	Limited Ballot
For	578	81.07%	<div><div></div></div>	235	340	3	0	0
Against	135	18.93%	<div><div></div></div>	58	75	2	0	0
Total Votes Cast	713	100.00%	<div><div></div></div>	293	415	5	0	0
Overvotes	0			0	0	0	0	0
Undervotes	28			6	22	0	0	0
Contest Totals	741			299	437	5	0	0

### Proposition 2 – State of Texas

Vote For 1

	TOTAL	VOTE %		Election Day	Early Voting	Ballots By Mail	Provisional	Limited Ballot
For	465	69.51%	<div><div></div></div>	182	280	3	0	0
Against	204	30.49%	<div><div></div></div>	98	104	2	0	0
Total Votes Cast	669	100.00%	<div><div></div></div>	280	384	5	0	0
Overvotes	0			0	0	0	0	0
Undervotes	72			19	53	0	0	0
Contest Totals	741			299	437	5	0	0

### Proposition 3 – State of Texas

Vote For 1

	TOTAL	VOTE %		Election Day	Early Voting	Ballots By Mail	Provisional	Limited Ballot
For	525	76.98%	<div><div></div></div>	212	309	4	0	0
Against	157	23.02%	<div><div></div></div>	74	82	1	0	0
Total Votes Cast	682	100.00%	<div><div></div></div>	286	391	5	0	0
Overvotes	0			0	0	0	0	0
Undervotes	59			13	46	0	0	0
Contest Totals	741			299	437	5	0	0

### Proposition 4 – State of Texas

Vote For 1

	TOTAL	VOTE %		Election Day	Early Voting	Ballots By Mail	Provisional	Limited Ballot
For	604	86.41%	<div><div></div></div>	259	340	5	0	0
Against	95	13.59%	<div><div></div></div>	31	64	0	0	0
Total Votes Cast	699	100.00%	<div><div></div></div>	290	404	5	0	0
Overvotes	0			0	0	0	0	0
Undervotes	42			9	33	0	0	0
Contest Totals	741			299	437	5	0	0

## PCT 029

### Proposition 5 – State of Texas

Vote For 1

	TOTAL	VOTE %		Election Day	Early Voting	Ballots By Mail	Provisional	Limited Ballot
For	450	65.79%	<div><div></div></div>	169	276	5	0	0
Against	234	34.21%	<div><div></div></div>	117	117	0	0	0
Total Votes Cast	684	100.00%	<div><div></div></div>	286	393	5	0	0
Overvotes	0			0	0	0	0	0
Undervotes	57			13	44	0	0	0
Contest Totals	741			299	437	5	0	0

### Proposition 6 – State of Texas

Vote For 1

	TOTAL	VOTE %		Election Day	Early Voting	Ballots By Mail	Provisional	Limited Ballot
For	554	81.35%	<div><div></div></div>	217	332	5	0	0
Against	127	18.65%	<div><div></div></div>	69	58	0	0	0
Total Votes Cast	681	100.00%	<div><div></div></div>	286	390	5	0	0
Overvotes	0			0	0	0	0	0
Undervotes	60			13	47	0	0	0
Contest Totals	741			299	437	5	0	0

### Proposition 7 – State of Texas

Vote For 1

	TOTAL	VOTE %		Election Day	Early Voting	Ballots By Mail	Provisional	Limited Ballot
For	494	71.28%	<div><div></div></div>	197	292	5	0	0
Against	199	28.72%	<div><div></div></div>	93	106	0	0	0
Total Votes Cast	693	100.00%	<div><div></div></div>	290	398	5	0	0
Overvotes	0			0	0	0	0	0
Undervotes	48			9	39	0	0	0
Contest Totals	741			299	437	5	0	0

### Proposition 8 – State of Texas

Vote For 1

	TOTAL	VOTE %		Election Day	Early Voting	Ballots By Mail	Provisional	Limited Ballot
For	496	73.05%	<div><div></div></div>	198	293	5	0	0
Against	183	26.95%	<div><div></div></div>	87	96	0	0	0
Total Votes Cast	679	100.00%	<div><div></div></div>	285	389	5	0	0
Overvotes	0			0	0	0	0	0
Undervotes	62			14	48	0	0	0
Contest Totals	741			299	437	5	0	0

## PCT 029

### Proposition 9 – State of Texas

Vote For 1

	TOTAL	VOTE %		Election Day	Early Voting	Ballots By Mail	Provisional	Limited Ballot
For	593	84.59%	<div><div></div></div>	232	356	5	0	0
Against	108	15.41%	<div><div></div></div>	58	50	0	0	0
Total Votes Cast	701	100.00%	<div><div></div></div>	290	406	5	0	0
Overvotes	0			0	0	0	0	0
Undervotes	40			9	31	0	0	0
Contest Totals	741			299	437	5	0	0

### Proposition 10 – State of Texas

Vote For 1

	TOTAL	VOTE %		Election Day	Early Voting	Ballots By Mail	Provisional	Limited Ballot
For	377	57.21%	<div><div></div></div>	146	227	4	0	0
Against	282	42.79%	<div><div></div></div>	132	149	1	0	0
Total Votes Cast	659	100.00%	<div><div></div></div>	278	376	5	0	0
Overvotes	0			0	0	0	0	0
Undervotes	82			21	61	0	0	0
Contest Totals	741			299	437	5	0	0

### Proposition 11 – State of Texas

Vote For 1

	TOTAL	VOTE %		Election Day	Early Voting	Ballots By Mail	Provisional	Limited Ballot
For	405	63.08%	<div><div></div></div>	153	248	4	0	0
Against	237	36.92%	<div><div></div></div>	120	117	0	0	0
Total Votes Cast	642	100.00%	<div><div></div></div>	273	365	4	0	0
Overvotes	0			0	0	0	0	0
Undervotes	99			26	72	1	0	0
Contest Totals	741			299	437	5	0	0

### Proposition 12 – State of Texas




Vote For 1

	TOTAL	VOTE %		Election Day	Early Voting	Ballots By Mail	Provisional	Limited Ballot
For	342	56.62%	<div><div></div></div>	131	210	1	0	0
Against	262	43.38%	<div><div></div></div>	127	132	3	0	0
Total Votes Cast	604	100.00%	<div><div></div></div>	258	342	4	0	0
Overvotes	0			0	0	0	0	0
Undervotes	137			41	95	1	0	0
Contest Totals	741			299	437	5	0	0

## PCT 029




### Proposition 13 – State of Texas

Vote For 1

	TOTAL	VOTE %		Election Day	Early Voting	Ballots By Mail	Provisional	Limited Ballot
For	259	38.77%		104	154	1	0	0
Against	409	61.23%		176	230	3	0	0
Total Votes Cast	668	100.00%		280	384	4	0	0
Overvotes	0			0	0	0	0	0
Undervotes	73			19	53	1	0	0
Contest Totals	741			299	437	5	0	0




### Proposition 14 – State of Texas

Vote For 1

	TOTAL	VOTE %		Election Day	Early Voting	Ballots By Mail	Provisional	Limited Ballot
For	532	79.17%		202	326	4	0	0
Against	140	20.83%		78	62	0	0	0
Total Votes Cast	672	100.00%		280	388	4	0	0
Overvotes	0			0	0	0	0	0
Undervotes	69			19	49	1	0	0
Contest Totals	741			299	437	5	0	0




### Proposition A – Collin County

Vote For 1

	TOTAL	VOTE %		Election Day	Early Voting	Ballots By Mail	Provisional	Limited Ballot
For	375	54.35%		131	242	2	0	0
Against	315	45.65%		150	163	2	0	0
Total Votes Cast	690	100.00%		281	405	4	0	0
Overvotes	0			0	0	0	0	0
Undervotes	51			18	32	1	0	0
Contest Totals	741			299	437	5	0	0

### Proposition B – Collin County

Vote For 1

	TOTAL	VOTE %		Election Day	Early Voting	Ballots By Mail	Provisional	Limited Ballot
For	445	64.03%		174	269	2	0	0
Against	250	35.97%		110	138	2	0	0
Total Votes Cast	695	100.00%		284	407	4	0	0
Overvotes	0			0	0	0	0	0
Undervotes	46			15	30	1	0	0
Contest Totals	741			299	437	5	0	0

## PCT 029

### Proposition C – Collin County

Vote For 1

	TOTAL	VOTE %		Election Day	Early Voting	Ballots By Mail	Provisional	Limited Ballot
For	373	54.85%	<div><div></div></div>	146	225	2	0	0
Against	307	45.15%	<div><div></div></div>	132	173	2	0	0
Total Votes Cast	680	100.00%	<div><div></div></div>	278	398	4	0	0
Overvotes	0			0	0	0	0	0
Undervotes	61			21	39	1	0	0
Contest Totals	741			299	437	5	0	0

### Proposition D – Collin County

Vote For 1

	TOTAL	VOTE %		Election Day	Early Voting	Ballots By Mail	Provisional	Limited Ballot
For	456	66.86%	<div><div></div></div>	172	281	3	0	0
Against	226	33.14%	<div><div></div></div>	109	116	1	0	0
Total Votes Cast	682	100.00%	<div><div></div></div>	281	397	4	0	0
Overvotes	0			0	0	0	0	0
Undervotes	59			18	40	1	0	0
Contest Totals	741			299	437	5	0	0

### Proposition E – Collin County

Vote For 1

	TOTAL	VOTE %		Election Day	Early Voting	Ballots By Mail	Provisional	Limited Ballot
For	546	79.02%	<div><div></div></div>	215	327	4	0	0
Against	145	20.98%	<div><div></div></div>	70	75	0	0	0
Total Votes Cast	691	100.00%	<div><div></div></div>	285	402	4	0	0
Overvotes	0			0	0	0	0	0
Undervotes	50			14	35	1	0	0
Contest Totals	741			299	437	5	0	0

### Proposition A – Prosper ISD

Vote For 1

	TOTAL	VOTE %		Election Day	Early Voting	Ballots By Mail	Provisional	Limited Ballot
FOR	460	70.99%	<div><div></div></div>	140	318	2	0	0
AGAINST	188	29.01%	<div><div></div></div>	104	82	2	0	0
Total Votes Cast	648	100.00%	<div><div></div></div>	244	400	4	0	0
Overvotes	0			0	0	0	0	0
Undervotes	10			6	3	1	0	0
Contest Totals	658			250	403	5	0	0

## PCT 029

### Proposition B – Prosper ISD

Vote For 1

	TOTAL	VOTE %		Election Day	Early Voting	Ballots By Mail	Provisional	Limited Ballot
FOR	446	68.93%	<div><div></div></div>	137	307	2	0	0
AGAINST	201	31.07%	<div><div></div></div>	106	93	2	0	0
Total Votes Cast	647	100.00%	<div><div></div></div>	243	400	4	0	0
Overvotes	0			0	0	0	0	0
Undervotes	11			7	3	1	0	0
Contest Totals	658			250	403	5	0	0

### Proposition C – Prosper ISD

Vote For 1

	TOTAL	VOTE %		Election Day	Early Voting	Ballots By Mail	Provisional	Limited Ballot
FOR	332	51.31%	<div><div></div></div>	87	243	2	0	0
AGAINST	315	48.69%	<div><div></div></div>	155	157	3	0	0
Total Votes Cast	647	100.00%	<div><div></div></div>	242	400	5	0	0
Overvotes	0			0	0	0	0	0
Undervotes	11			8	3	0	0	0
Contest Totals	658			250	403	5	0	0

### Proposition D – Prosper ISD

Vote For 1

	TOTAL	VOTE %		Election Day	Early Voting	Ballots By Mail	Provisional	Limited Ballot
FOR	409	63.21%	<div><div></div></div>	118	289	2	0	0
AGAINST	238	36.79%	<div><div></div></div>	125	110	3	0	0
Total Votes Cast	647	100.00%	<div><div></div></div>	243	399	5	0	0
Overvotes	0			0	0	0	0	0
Undervotes	11			7	4	0	0	0
Contest Totals	658			250	403	5	0	0

## PCT 030

### Proposition 1 – State of Texas

Vote For 1

	TOTAL	VOTE %		Election Day	Early Voting	Ballots By Mail	Provisional	Limited Ballot
For	526	76.56%	<div><div></div></div>	280	239	7	0	0
Against	161	23.44%	<div><div></div></div>	80	81	0	0	0
Total Votes Cast	687	100.00%	<div><div></div></div>	360	320	7	0	0
Overvotes	0			0	0	0	0	0
Undervotes	10			3	6	1	0	0
Contest Totals	697			363	326	8	0	0

### Proposition 2 – State of Texas

Vote For 1

	TOTAL	VOTE %		Election Day	Early Voting	Ballots By Mail	Provisional	Limited Ballot
For	453	67.21%	<div><div></div></div>	237	212	4	0	0
Against	221	32.79%	<div><div></div></div>	117	101	3	0	0
Total Votes Cast	674	100.00%	<div><div></div></div>	354	313	7	0	0
Overvotes	0			0	0	0	0	0
Undervotes	23			9	13	1	0	0
Contest Totals	697			363	326	8	0	0

### Proposition 3 – State of Texas

Vote For 1

	TOTAL	VOTE %		Election Day	Early Voting	Ballots By Mail	Provisional	Limited Ballot
For	461	67.99%	<div><div></div></div>	236	219	6	0	0
Against	217	32.01%	<div><div></div></div>	117	99	1	0	0
Total Votes Cast	678	100.00%	<div><div></div></div>	353	318	7	0	0
Overvotes	0			0	0	0	0	0
Undervotes	19			10	8	1	0	0
Contest Totals	697			363	326	8	0	0

### Proposition 4 – State of Texas

Vote For 1

	TOTAL	VOTE %		Election Day	Early Voting	Ballots By Mail	Provisional	Limited Ballot
For	577	84.48%	<div><div></div></div>	296	275	6	0	0
Against	106	15.52%	<div><div></div></div>	61	44	1	0	0
Total Votes Cast	683	100.00%	<div><div></div></div>	357	319	7	0	0
Overvotes	0			0	0	0	0	0
Undervotes	14			6	7	1	0	0
Contest Totals	697			363	326	8	0	0

## PCT 030

### Proposition 5 – State of Texas

Vote For 1

	TOTAL	VOTE %		Election Day	Early Voting	Ballots By Mail	Provisional	Limited Ballot
For	448	66.57%	<div><div></div></div>	230	216	2	0	0
Against	225	33.43%	<div><div></div></div>	123	97	5	0	0
Total Votes Cast	673	100.00%	<div><div></div></div>	353	313	7	0	0
Overvotes	0			0	0	0	0	0
Undervotes	24			10	13	1	0	0
Contest Totals	697			363	326	8	0	0

### Proposition 6 – State of Texas

Vote For 1

	TOTAL	VOTE %		Election Day	Early Voting	Ballots By Mail	Provisional	Limited Ballot
For	578	84.75%	<div><div></div></div>	298	275	5	0	0
Against	104	15.25%	<div><div></div></div>	61	41	2	0	0
Total Votes Cast	682	100.00%	<div><div></div></div>	359	316	7	0	0
Overvotes	0			0	0	0	0	0
Undervotes	15			4	10	1	0	0
Contest Totals	697			363	326	8	0	0

### Proposition 7 – State of Texas

Vote For 1

	TOTAL	VOTE %		Election Day	Early Voting	Ballots By Mail	Provisional	Limited Ballot
For	468	68.32%	<div><div></div></div>	245	219	4	0	0
Against	217	31.68%	<div><div></div></div>	113	101	3	0	0
Total Votes Cast	685	100.00%	<div><div></div></div>	358	320	7	0	0
Overvotes	0			0	0	0	0	0
Undervotes	12			5	6	1	0	0
Contest Totals	697			363	326	8	0	0

### Proposition 8 – State of Texas

Vote For 1

	TOTAL	VOTE %		Election Day	Early Voting	Ballots By Mail	Provisional	Limited Ballot
For	479	70.03%	<div><div></div></div>	252	224	3	0	0
Against	205	29.97%	<div><div></div></div>	107	94	4	0	0
Total Votes Cast	684	100.00%	<div><div></div></div>	359	318	7	0	0
Overvotes	0			0	0	0	0	0
Undervotes	13			4	8	1	0	0
Contest Totals	697			363	326	8	0	0



## PCT 030

### Proposition 9 – State of Texas

Vote For 1

	TOTAL	VOTE %		Election Day	Early Voting	Ballots By Mail	Provisional	Limited Ballot
For	579	84.77%	<div><div></div></div>	297	277	5	0	0
Against	104	15.23%	<div><div></div></div>	58	44	2	0	0
Total Votes Cast	683	100.00%	<div><div></div></div>	355	321	7	0	0
Overvotes	0			0	0	0	0	0
Undervotes	14			8	5	1	0	0
Contest Totals	697			363	326	8	0	0

### Proposition 10 – State of Texas

Vote For 1

	TOTAL	VOTE %		Election Day	Early Voting	Ballots By Mail	Provisional	Limited Ballot
For	350	52.71%	<div><div></div></div>	171	176	3	0	0
Against	314	47.29%	<div><div></div></div>	178	132	4	0	0
Total Votes Cast	664	100.00%	<div><div></div></div>	349	308	7	0	0
Overvotes	0			0	0	0	0	0
Undervotes	33			14	18	1	0	0
Contest Totals	697			363	326	8	0	0

### Proposition 11 – State of Texas

Vote For 1

	TOTAL	VOTE %		Election Day	Early Voting	Ballots By Mail	Provisional	Limited Ballot
For	425	65.89%	<div><div></div></div>	225	194	6	0	0
Against	220	34.11%	<div><div></div></div>	116	102	2	0	0
Total Votes Cast	645	100.00%	<div><div></div></div>	341	296	8	0	0
Overvotes	0			0	0	0	0	0
Undervotes	52			22	30	0	0	0
Contest Totals	697			363	326	8	0	0

### Proposition 12 – State of Texas

Vote For 1

	TOTAL	VOTE %		Election Day	Early Voting	Ballots By Mail	Provisional	Limited Ballot
For	341	56.46%	<div><div></div></div>	172	166	3	0	0
Against	263	43.54%	<div><div></div></div>	143	115	5	0	0
Total Votes Cast	604	100.00%	<div><div></div></div>	315	281	8	0	0
Overvotes	0			0	0	0	0	0
Undervotes	93			48	45	0	0	0
Contest Totals	697			363	326	8	0	0

## PCT 030

### Proposition 13 – State of Texas

Vote For 1

	TOTAL	VOTE %		Election Day	Early Voting	Ballots By Mail	Provisional	Limited Ballot
For	256	38.55%	<div><div></div></div>	116	137	3	0	0
Against	408	61.45%	<div><div></div></div>	232	171	5	0	0
Total Votes Cast	664	100.00%	<div><div></div></div>	348	308	8	0	0
Overvotes	0			0	0	0	0	0
Undervotes	33			15	18	0	0	0
Contest Totals	697			363	326	8	0	0

### Proposition 14 – State of Texas

Vote For 1

	TOTAL	VOTE %		Election Day	Early Voting	Ballots By Mail	Provisional	Limited Ballot
For	515	76.98%	<div><div></div></div>	274	235	6	0	0
Against	154	23.02%	<div><div></div></div>	76	76	2	0	0
Total Votes Cast	669	100.00%	<div><div></div></div>	350	311	8	0	0
Overvotes	0			0	0	0	0	0
Undervotes	28			13	15	0	0	0
Contest Totals	697			363	326	8	0	0

### Proposition A – Collin County

Vote For 1

	TOTAL	VOTE %		Election Day	Early Voting	Ballots By Mail	Provisional	Limited Ballot
For	386	57.44%	<div><div></div></div>	200	181	5	0	0
Against	286	42.56%	<div><div></div></div>	152	131	3	0	0
Total Votes Cast	672	100.00%	<div><div></div></div>	352	312	8	0	0
Overvotes	0			0	0	0	0	0
Undervotes	25			11	14	0	0	0
Contest Totals	697			363	326	8	0	0

### Proposition B – Collin County

Vote For 1

	TOTAL	VOTE %		Election Day	Early Voting	Ballots By Mail	Provisional	Limited Ballot
For	474	70.85%	<div><div></div></div>	243	224	7	0	0
Against	195	29.15%	<div><div></div></div>	108	86	1	0	0
Total Votes Cast	669	100.00%	<div><div></div></div>	351	310	8	0	0
Overvotes	0			0	0	0	0	0
Undervotes	28			12	16	0	0	0
Contest Totals	697			363	326	8	0	0

## PCT 030

### Proposition C – Collin County

Vote For 1

	TOTAL	VOTE %		Election Day	Early Voting	Ballots By Mail	Provisional	Limited Ballot
For	395	59.40%	<div><div></div></div>	198	194	3	0	0
Against	270	40.60%	<div><div></div></div>	149	116	5	0	0
Total Votes Cast	665	100.00%	<div><div></div></div>	347	310	8	0	0
Overvotes	0			0	0	0	0	0
Undervotes	32			16	16	0	0	0
Contest Totals	697			363	326	8	0	0

### Proposition D – Collin County

Vote For 1

	TOTAL	VOTE %		Election Day	Early Voting	Ballots By Mail	Provisional	Limited Ballot
For	462	68.55%	<div><div></div></div>	242	217	3	0	0
Against	212	31.45%	<div><div></div></div>	109	98	5	0	0
Total Votes Cast	674	100.00%	<div><div></div></div>	351	315	8	0	0
Overvotes	0			0	0	0	0	0
Undervotes	23			12	11	0	0	0
Contest Totals	697			363	326	8	0	0

### Proposition E – Collin County

Vote For 1

	TOTAL	VOTE %		Election Day	Early Voting	Ballots By Mail	Provisional	Limited Ballot
For	514	76.26%	<div><div></div></div>	257	251	6	0	0
Against	160	23.74%	<div><div></div></div>	93	65	2	0	0
Total Votes Cast	674	100.00%	<div><div></div></div>	350	316	8	0	0
Overvotes	0			0	0	0	0	0
Undervotes	23			13	10	0	0	0
Contest Totals	697			363	326	8	0	0

## PCT 031

### Proposition 1 – State of Texas

Vote For 1

	TOTAL	VOTE %		Election Day	Early Voting	Ballots By Mail	Provision al	Limited Ballot
For	287	69.32%	<div><div></div></div>	131	152	4	0	0
Against	127	30.68%	<div><div></div></div>	54	67	6	0	0
Total Votes Cast	414	100.00%	<div><div></div></div>	185	219	10	0	0
Overvotes	0			0	0	0	0	0
Undervotes	4			1	3	0	0	0
Contest Totals	418			186	222	10	0	0

### Proposition 2 – State of Texas

Vote For 1

	TOTAL	VOTE %		Election Day	Early Voting	Ballots By Mail	Provision al	Limited Ballot
For	262	65.01%	<div><div></div></div>	123	132	7	0	0
Against	141	34.99%	<div><div></div></div>	56	82	3	0	0
Total Votes Cast	403	100.00%	<div><div></div></div>	179	214	10	0	0
Overvotes	0			0	0	0	0	0
Undervotes	15			7	8	0	0	0
Contest Totals	418			186	222	10	0	0

### Proposition 3 – State of Texas

Vote For 1

	TOTAL	VOTE %		Election Day	Early Voting	Ballots By Mail	Provision al	Limited Ballot
For	292	71.74%	<div><div></div></div>	123	162	7	0	0
Against	115	28.26%	<div><div></div></div>	58	54	3	0	0
Total Votes Cast	407	100.00%	<div><div></div></div>	181	216	10	0	0
Overvotes	0			0	0	0	0	0
Undervotes	11			5	6	0	0	0
Contest Totals	418			186	222	10	0	0

### Proposition 4 – State of Texas

Vote For 1

	TOTAL	VOTE %		Election Day	Early Voting	Ballots By Mail	Provision al	Limited Ballot
For	350	85.37%	<div><div></div></div>	152	189	9	0	0
Against	60	14.63%	<div><div></div></div>	30	29	1	0	0
Total Votes Cast	410	100.00%	<div><div></div></div>	182	218	10	0	0
Overvotes	0			0	0	0	0	0
Undervotes	8			4	4	0	0	0
Contest Totals	418			186	222	10	0	0

## PCT 031

### Proposition 5 – State of Texas

Vote For 1

	TOTAL	VOTE %		Election Day	Early Voting	Ballots By Mail	Provisional	Limited Ballot
For	260	64.04%	<div><div></div></div>	119	134	7	0	0
Against	146	35.96%	<div><div></div></div>	63	80	3	0	0
Total Votes Cast	406	100.00%	<div><div></div></div>	182	214	10	0	0
Overvotes	0			0	0	0	0	0
Undervotes	12			4	8	0	0	0
Contest Totals	418			186	222	10	0	0

### Proposition 6 – State of Texas

Vote For 1

	TOTAL	VOTE %		Election Day	Early Voting	Ballots By Mail	Provisional	Limited Ballot
For	324	78.64%	<div><div></div></div>	148	170	6	0	0
Against	88	21.36%	<div><div></div></div>	36	48	4	0	0
Total Votes Cast	412	100.00%	<div><div></div></div>	184	218	10	0	0
Overvotes	0			0	0	0	0	0
Undervotes	6			2	4	0	0	0
Contest Totals	418			186	222	10	0	0

### Proposition 7 – State of Texas

Vote For 1

	TOTAL	VOTE %		Election Day	Early Voting	Ballots By Mail	Provisional	Limited Ballot
For	257	62.23%	<div><div></div></div>	115	138	4	0	0
Against	156	37.77%	<div><div></div></div>	68	82	6	0	0
Total Votes Cast	413	100.00%	<div><div></div></div>	183	220	10	0	0
Overvotes	0			0	0	0	0	0
Undervotes	5			3	2	0	0	0
Contest Totals	418			186	222	10	0	0

### Proposition 8 – State of Texas

Vote For 1

	TOTAL	VOTE %		Election Day	Early Voting	Ballots By Mail	Provisional	Limited Ballot
For	272	66.50%	<div><div></div></div>	119	147	6	0	0
Against	137	33.50%	<div><div></div></div>	62	71	4	0	0
Total Votes Cast	409	100.00%	<div><div></div></div>	181	218	10	0	0
Overvotes	0			0	0	0	0	0
Undervotes	9			5	4	0	0	0
Contest Totals	418			186	222	10	0	0

## PCT 031

### Proposition 9 – State of Texas

Vote For 1

	TOTAL	VOTE %		Election Day	Early Voting	Ballots By Mail	Provisional	Limited Ballot
For	339	81.88%	<div><div></div></div>	149	180	10	0	0
Against	75	18.12%	<div><div></div></div>	34	41	0	0	0
Total Votes Cast	414	100.00%	<div><div></div></div>	183	221	10	0	0
Overvotes	0			0	0	0	0	0
Undervotes	4			3	1	0	0	0
Contest Totals	418			186	222	10	0	0

### Proposition 10 – State of Texas

Vote For 1

	TOTAL	VOTE %		Election Day	Early Voting	Ballots By Mail	Provisional	Limited Ballot
For	189	46.90%	<div><div></div></div>	88	96	5	0	0
Against	214	53.10%	<div><div></div></div>	92	117	5	0	0
Total Votes Cast	403	100.00%	<div><div></div></div>	180	213	10	0	0
Overvotes	0			0	0	0	0	0
Undervotes	15			6	9	0	0	0
Contest Totals	418			186	222	10	0	0

### Proposition 11 – State of Texas

Vote For 1

	TOTAL	VOTE %		Election Day	Early Voting	Ballots By Mail	Provisional	Limited Ballot
For	245	62.66%	<div><div></div></div>	106	131	8	0	0
Against	146	37.34%	<div><div></div></div>	66	78	2	0	0
Total Votes Cast	391	100.00%	<div><div></div></div>	172	209	10	0	0
Overvotes	0			0	0	0	0	0
Undervotes	27			14	13	0	0	0
Contest Totals	418			186	222	10	0	0

### Proposition 12 – State of Texas

Vote For 1

	TOTAL	VOTE %		Election Day	Early Voting	Ballots By Mail	Provisional	Limited Ballot
For	200	54.35%	<div><div></div></div>	78	116	6	0	0
Against	168	45.65%	<div><div></div></div>	82	83	3	0	0
Total Votes Cast	368	100.00%	<div><div></div></div>	160	199	9	0	0
Overvotes	0			0	0	0	0	0
Undervotes	50			26	23	1	0	0
Contest Totals	418			186	222	10	0	0

## PCT 031

### Proposition 13 – State of Texas

Vote For 1

	TOTAL	VOTE %		Election Day	Early Voting	Ballots By Mail	Provisional	Limited Ballot
For	154	37.65%	<div><div></div></div>	59	89	6	0	0
Against	255	62.35%	<div><div></div></div>	123	128	4	0	0
Total Votes Cast	409	100.00%	<div><div></div></div>	182	217	10	0	0
Overvotes	0			0	0	0	0	0
Undervotes	9			4	5	0	0	0
Contest Totals	418			186	222	10	0	0

### Proposition 14 – State of Texas

Vote For 1

	TOTAL	VOTE %		Election Day	Early Voting	Ballots By Mail	Provisional	Limited Ballot
For	311	75.67%	<div><div></div></div>	139	164	8	0	0
Against	100	24.33%	<div><div></div></div>	42	56	2	0	0
Total Votes Cast	411	100.00%	<div><div></div></div>	181	220	10	0	0
Overvotes	0			0	0	0	0	0
Undervotes	7			5	2	0	0	0
Contest Totals	418			186	222	10	0	0

### Proposition A – Collin County

Vote For 1

	TOTAL	VOTE %		Election Day	Early Voting	Ballots By Mail	Provisional	Limited Ballot
For	235	58.02%	<div><div></div></div>	102	126	7	0	0
Against	170	41.98%	<div><div></div></div>	77	90	3	0	0
Total Votes Cast	405	100.00%	<div><div></div></div>	179	216	10	0	0
Overvotes	0			0	0	0	0	0
Undervotes	13			7	6	0	0	0
Contest Totals	418			186	222	10	0	0

### Proposition B – Collin County

Vote For 1

	TOTAL	VOTE %		Election Day	Early Voting	Ballots By Mail	Provisional	Limited Ballot
For	274	66.99%	<div><div></div></div>	126	141	7	0	0
Against	135	33.01%	<div><div></div></div>	56	76	3	0	0
Total Votes Cast	409	100.00%	<div><div></div></div>	182	217	10	0	0
Overvotes	0			0	0	0	0	0
Undervotes	9			4	5	0	0	0
Contest Totals	418			186	222	10	0	0

## PCT 031

### Proposition C – Collin County

Vote For 1

	TOTAL	VOTE %		Election Day	Early Voting	Ballots By Mail	Provision al	Limited Ballot
For	239	58.87%	<div><div></div></div>	103	130	6	0	0
Against	167	41.13%	<div><div></div></div>	77	86	4	0	0
Total Votes Cast	406	100.00%	<div><div></div></div>	180	216	10	0	0
Overvotes	0			0	0	0	0	0
Undervotes	12			6	6	0	0	0
Contest Totals	418			186	222	10	0	0

### Proposition D – Collin County

Vote For 1

	TOTAL	VOTE %		Election Day	Early Voting	Ballots By Mail	Provision al	Limited Ballot
For	266	65.52%	<div><div></div></div>	117	142	7	0	0
Against	140	34.48%	<div><div></div></div>	62	75	3	0	0
Total Votes Cast	406	100.00%	<div><div></div></div>	179	217	10	0	0
Overvotes	0			0	0	0	0	0
Undervotes	12			7	5	0	0	0
Contest Totals	418			186	222	10	0	0

### Proposition E – Collin County

Vote For 1

	TOTAL	VOTE %		Election Day	Early Voting	Ballots By Mail	Provision al	Limited Ballot
For	305	75.12%	<div><div></div></div>	141	157	7	0	0
Against	101	24.88%	<div><div></div></div>	39	59	3	0	0
Total Votes Cast	406	100.00%	<div><div></div></div>	180	216	10	0	0
Overvotes	0			0	0	0	0	0
Undervotes	12			6	6	0	0	0
Contest Totals	418			186	222	10	0	0



## PCT 032

### Proposition 1 – State of Texas

Vote For 1

	TOTAL	VOTE %		Election Day	Early Voting	Ballots By Mail	Provisional	Limited Ballot
For	314	69.47%	<div><div></div></div>	151	158	5	0	0
Against	138	30.53%	<div><div></div></div>	63	75	0	0	0
Total Votes Cast	452	100.00%	<div><div></div></div>	214	233	5	0	0
Overvotes	0			0	0	0	0	0
Undervotes	14			4	10	0	0	0
Contest Totals	466			218	243	5	0	0

### Proposition 2 – State of Texas

Vote For 1

	TOTAL	VOTE %		Election Day	Early Voting	Ballots By Mail	Provisional	Limited Ballot
For	305	69.00%	<div><div></div></div>	141	161	3	0	0
Against	137	31.00%	<div><div></div></div>	68	67	2	0	0
Total Votes Cast	442	100.00%	<div><div></div></div>	209	228	5	0	0
Overvotes	0			0	0	0	0	0
Undervotes	24			9	15	0	0	0
Contest Totals	466			218	243	5	0	0

### Proposition 3 – State of Texas

Vote For 1

	TOTAL	VOTE %		Election Day	Early Voting	Ballots By Mail	Provisional	Limited Ballot
For	286	63.41%	<div><div></div></div>	142	139	5	0	0
Against	165	36.59%	<div><div></div></div>	74	91	0	0	0
Total Votes Cast	451	100.00%	<div><div></div></div>	216	230	5	0	0
Overvotes	0			0	0	0	0	0
Undervotes	15			2	13	0	0	0
Contest Totals	466			218	243	5	0	0

### Proposition 4 – State of Texas

Vote For 1

	TOTAL	VOTE %		Election Day	Early Voting	Ballots By Mail	Provisional	Limited Ballot
For	375	84.27%	<div><div></div></div>	179	192	4	0	0
Against	70	15.73%	<div><div></div></div>	32	37	1	0	0
Total Votes Cast	445	100.00%	<div><div></div></div>	211	229	5	0	0
Overvotes	0			0	0	0	0	0
Undervotes	21			7	14	0	0	0
Contest Totals	466			218	243	5	0	0

## PCT 032

### Proposition 5 – State of Texas

Vote For 1

	TOTAL	VOTE %		Election Day	Early Voting	Ballots By Mail	Provisional	Limited Ballot
For	286	64.13%	<div><div></div></div>	129	153	4	0	0
Against	160	35.87%	<div><div></div></div>	80	79	1	0	0
Total Votes Cast	446	100.00%	<div><div></div></div>	209	232	5	0	0
Overvotes	0			0	0	0	0	0
Undervotes	20			9	11	0	0	0
Contest Totals	466			218	243	5	0	0

### Proposition 6 – State of Texas

Vote For 1

	TOTAL	VOTE %		Election Day	Early Voting	Ballots By Mail	Provisional	Limited Ballot
For	356	79.11%	<div><div></div></div>	170	182	4	0	0
Against	94	20.89%	<div><div></div></div>	41	52	1	0	0
Total Votes Cast	450	100.00%	<div><div></div></div>	211	234	5	0	0
Overvotes	0			0	0	0	0	0
Undervotes	16			7	9	0	0	0
Contest Totals	466			218	243	5	0	0

### Proposition 7 – State of Texas

Vote For 1

	TOTAL	VOTE %		Election Day	Early Voting	Ballots By Mail	Provisional	Limited Ballot
For	257	57.37%	<div><div></div></div>	117	136	4	0	0
Against	191	42.63%	<div><div></div></div>	93	97	1	0	0
Total Votes Cast	448	100.00%	<div><div></div></div>	210	233	5	0	0
Overvotes	0			0	0	0	0	0
Undervotes	18			8	10	0	0	0
Contest Totals	466			218	243	5	0	0

### Proposition 8 – State of Texas

Vote For 1

	TOTAL	VOTE %		Election Day	Early Voting	Ballots By Mail	Provisional	Limited Ballot
For	309	69.44%	<div><div></div></div>	137	168	4	0	0
Against	136	30.56%	<div><div></div></div>	72	63	1	0	0
Total Votes Cast	445	100.00%	<div><div></div></div>	209	231	5	0	0
Overvotes	0			0	0	0	0	0
Undervotes	21			9	12	0	0	0
Contest Totals	466			218	243	5	0	0

## PCT 032

### Proposition 9 – State of Texas

Vote For 1

	TOTAL	VOTE %		Election Day	Early Voting	Ballots By Mail	Provision al	Limited Ballot
For	398	86.33%	<div><div></div></div>	180	213	5	0	0
Against	63	13.67%	<div><div></div></div>	35	28	0	0	0
Total Votes Cast	461	100.00%	<div><div></div></div>	215	241	5	0	0
Overvotes	0			0	0	0	0	0
Undervotes	5			3	2	0	0	0
Contest Totals	466			218	243	5	0	0

### Proposition 10 – State of Texas

Vote For 1

	TOTAL	VOTE %		Election Day	Early Voting	Ballots By Mail	Provision al	Limited Ballot
For	228	51.82%	<div><div></div></div>	109	114	5	0	0
Against	212	48.18%	<div><div></div></div>	98	114	0	0	0
Total Votes Cast	440	100.00%	<div><div></div></div>	207	228	5	0	0
Overvotes	0			0	0	0	0	0
Undervotes	26			11	15	0	0	0
Contest Totals	466			218	243	5	0	0

### Proposition 11 – State of Texas

Vote For 1

	TOTAL	VOTE %		Election Day	Early Voting	Ballots By Mail	Provision al	Limited Ballot
For	275	65.32%	<div><div></div></div>	136	135	4	0	0
Against	146	34.68%	<div><div></div></div>	68	77	1	0	0
Total Votes Cast	421	100.00%	<div><div></div></div>	204	212	5	0	0
Overvotes	0			0	0	0	0	0
Undervotes	45			14	31	0	0	0
Contest Totals	466			218	243	5	0	0

### Proposition 12 – State of Texas

Vote For 1

	TOTAL	VOTE %		Election Day	Early Voting	Ballots By Mail	Provision al	Limited Ballot
For	230	57.79%	<div><div></div></div>	103	125	2	0	0
Against	168	42.21%	<div><div></div></div>	87	79	2	0	0
Total Votes Cast	398	100.00%	<div><div></div></div>	190	204	4	0	0
Overvotes	0			0	0	0	0	0
Undervotes	68			28	39	1	0	0
Contest Totals	466			218	243	5	0	0

## PCT 032

### Proposition 13 – State of Texas

Vote For 1

	TOTAL	VOTE %		Election Day	Early Voting	Ballots By Mail	Provisional	Limited Ballot
For	161	36.26%	<div><div></div></div>	79	77	5	0	0
Against	283	63.74%	<div><div></div></div>	131	152	0	0	0
Total Votes Cast	444	100.00%	<div><div></div></div>	210	229	5	0	0
Overvotes	0			0	0	0	0	0
Undervotes	22			8	14	0	0	0
Contest Totals	466			218	243	5	0	0

### Proposition 14 – State of Texas

Vote For 1

	TOTAL	VOTE %		Election Day	Early Voting	Ballots By Mail	Provisional	Limited Ballot
For	347	77.63%	<div><div></div></div>	171	172	4	0	0
Against	100	22.37%	<div><div></div></div>	42	57	1	0	0
Total Votes Cast	447	100.00%	<div><div></div></div>	213	229	5	0	0
Overvotes	0			0	0	0	0	0
Undervotes	19			5	14	0	0	0
Contest Totals	466			218	243	5	0	0

### Proposition A – Collin County

Vote For 1

	TOTAL	VOTE %		Election Day	Early Voting	Ballots By Mail	Provisional	Limited Ballot
For	269	60.31%	<div><div></div></div>	122	143	4	0	0
Against	177	39.69%	<div><div></div></div>	87	89	1	0	0
Total Votes Cast	446	100.00%	<div><div></div></div>	209	232	5	0	0
Overvotes	0			0	0	0	0	0
Undervotes	20			9	11	0	0	0
Contest Totals	466			218	243	5	0	0

### Proposition B – Collin County

Vote For 1

	TOTAL	VOTE %		Election Day	Early Voting	Ballots By Mail	Provisional	Limited Ballot
For	321	71.65%	<div><div></div></div>	150	167	4	0	0
Against	127	28.35%	<div><div></div></div>	62	64	1	0	0
Total Votes Cast	448	100.00%	<div><div></div></div>	212	231	5	0	0
Overvotes	0			0	0	0	0	0
Undervotes	18			6	12	0	0	0
Contest Totals	466			218	243	5	0	0

## PCT 032

### Proposition C – Collin County

Vote For 1

	TOTAL	VOTE %		Election Day	Early Voting	Ballots By Mail	Provision al	Limited Ballot
For	268	61.33%	<div><div></div></div>	129	135	4	0	0
Against	169	38.67%	<div><div></div></div>	77	91	1	0	0
Total Votes Cast	437	100.00%	<div><div></div></div>	206	226	5	0	0
Overvotes	0			0	0	0	0	0
Undervotes	29			12	17	0	0	0
Contest Totals	466			218	243	5	0	0

### Proposition D – Collin County

Vote For 1

	TOTAL	VOTE %		Election Day	Early Voting	Ballots By Mail	Provision al	Limited Ballot
For	305	69.16%	<div><div></div></div>	147	153	5	0	0
Against	136	30.84%	<div><div></div></div>	61	75	0	0	0
Total Votes Cast	441	100.00%	<div><div></div></div>	208	228	5	0	0
Overvotes	0			0	0	0	0	0
Undervotes	25			10	15	0	0	0
Contest Totals	466			218	243	5	0	0

### Proposition E – Collin County

Vote For 1

	TOTAL	VOTE %		Election Day	Early Voting	Ballots By Mail	Provision al	Limited Ballot
For	336	75.17%	<div><div></div></div>	155	176	5	0	0
Against	111	24.83%	<div><div></div></div>	54	57	0	0	0
Total Votes Cast	447	100.00%	<div><div></div></div>	209	233	5	0	0
Overvotes	0			0	0	0	0	0
Undervotes	19			9	10	0	0	0
Contest Totals	466			218	243	5	0	0

## PCT 033

### Proposition 1 – State of Texas

Vote For 1

	TOTAL	VOTE %		Election Day	Early Voting	Ballots By Mail	Provisional	Limited Ballot
For	899	88.66%	<div><div></div></div>	504	393	2	0	0
Against	115	11.34%	<div><div></div></div>	66	49	0	0	0
Total Votes Cast	1,014	100.00%	<div><div></div></div>	570	442	2	0	0
Overvotes	0			0	0	0	0	0
Undervotes	20			10	10	0	0	0
Contest Totals	1,034			580	452	2	0	0

### Proposition 2 – State of Texas

Vote For 1

	TOTAL	VOTE %		Election Day	Early Voting	Ballots By Mail	Provisional	Limited Ballot
For	623	63.18%	<div><div></div></div>	354	267	2	0	0
Against	363	36.82%	<div><div></div></div>	195	168	0	0	0
Total Votes Cast	986	100.00%	<div><div></div></div>	549	435	2	0	0
Overvotes	0			0	0	0	0	0
Undervotes	48			31	17	0	0	0
Contest Totals	1,034			580	452	2	0	0

### Proposition 3 – State of Texas

Vote For 1

	TOTAL	VOTE %		Election Day	Early Voting	Ballots By Mail	Provisional	Limited Ballot
For	784	78.87%	<div><div></div></div>	432	352	0	0	0
Against	210	21.13%	<div><div></div></div>	122	86	2	0	0
Total Votes Cast	994	100.00%	<div><div></div></div>	554	438	2	0	0
Overvotes	0			0	0	0	0	0
Undervotes	40			26	14	0	0	0
Contest Totals	1,034			580	452	2	0	0

### Proposition 4 – State of Texas

Vote For 1

	TOTAL	VOTE %		Election Day	Early Voting	Ballots By Mail	Provisional	Limited Ballot
For	938	92.14%	<div><div></div></div>	525	411	2	0	0
Against	80	7.86%	<div><div></div></div>	45	35	0	0	0
Total Votes Cast	1,018	100.00%	<div><div></div></div>	570	446	2	0	0
Overvotes	0			0	0	0	0	0
Undervotes	16			10	6	0	0	0
Contest Totals	1,034			580	452	2	0	0

## PCT 033

### Proposition 5 – State of Texas

Vote For 1

	TOTAL	VOTE %		Election Day	Early Voting	Ballots By Mail	Provisional	Limited Ballot
For	560	57.03%	<div><div></div></div>	305	255	0	0	0
Against	422	42.97%	<div><div></div></div>	238	182	2	0	0
Total Votes Cast	982	100.00%	<div><div></div></div>	543	437	2	0	0
Overvotes	0			0	0	0	0	0
Undervotes	52			37	15	0	0	0
Contest Totals	1,034			580	452	2	0	0

### Proposition 6 – State of Texas

Vote For 1

	TOTAL	VOTE %		Election Day	Early Voting	Ballots By Mail	Provisional	Limited Ballot
For	770	77.31%	<div><div></div></div>	431	337	2	0	0
Against	226	22.69%	<div><div></div></div>	121	105	0	0	0
Total Votes Cast	996	100.00%	<div><div></div></div>	552	442	2	0	0
Overvotes	0			0	0	0	0	0
Undervotes	38			28	10	0	0	0
Contest Totals	1,034			580	452	2	0	0

### Proposition 7 – State of Texas

Vote For 1

	TOTAL	VOTE %		Election Day	Early Voting	Ballots By Mail	Provisional	Limited Ballot
For	736	73.90%	<div><div></div></div>	413	321	2	0	0
Against	260	26.10%	<div><div></div></div>	141	119	0	0	0
Total Votes Cast	996	100.00%	<div><div></div></div>	554	440	2	0	0
Overvotes	0			0	0	0	0	0
Undervotes	38			26	12	0	0	0
Contest Totals	1,034			580	452	2	0	0

### Proposition 8 – State of Texas

Vote For 1

	TOTAL	VOTE %		Election Day	Early Voting	Ballots By Mail	Provisional	Limited Ballot
For	697	70.26%	<div><div></div></div>	389	306	2	0	0
Against	295	29.74%	<div><div></div></div>	162	133	0	0	0
Total Votes Cast	992	100.00%	<div><div></div></div>	551	439	2	0	0
Overvotes	0			0	0	0	0	0
Undervotes	42			29	13	0	0	0
Contest Totals	1,034			580	452	2	0	0

## PCT 033

### Proposition 9 – State of Texas

Vote For 1

	TOTAL	VOTE %		Election Day	Early Voting	Ballots By Mail	Provisional	Limited Ballot
For	849	83.56%	<div><div></div></div>	477	370	2	0	0
Against	167	16.44%	<div><div></div></div>	93	74	0	0	0
Total Votes Cast	1,016	100.00%	<div><div></div></div>	570	444	2	0	0
Overvotes	0			0	0	0	0	0
Undervotes	18			10	8	0	0	0
Contest Totals	1,034			580	452	2	0	0

### Proposition 10 – State of Texas

Vote For 1

	TOTAL	VOTE %		Election Day	Early Voting	Ballots By Mail	Provisional	Limited Ballot
For	569	58.42%	<div><div></div></div>	311	258	0	0	0
Against	405	41.58%	<div><div></div></div>	230	173	2	0	0
Total Votes Cast	974	100.00%	<div><div></div></div>	541	431	2	0	0
Overvotes	0			0	0	0	0	0
Undervotes	60			39	21	0	0	0
Contest Totals	1,034			580	452	2	0	0

### Proposition 11 – State of Texas

Vote For 1

	TOTAL	VOTE %		Election Day	Early Voting	Ballots By Mail	Provisional	Limited Ballot
For	530	56.87%	<div><div></div></div>	297	231	2	0	0
Against	402	43.13%	<div><div></div></div>	221	181	0	0	0
Total Votes Cast	932	100.00%	<div><div></div></div>	518	412	2	0	0
Overvotes	0			0	0	0	0	0
Undervotes	102			62	40	0	0	0
Contest Totals	1,034			580	452	2	0	0

### Proposition 12 – State of Texas

Vote For 1

	TOTAL	VOTE %		Election Day	Early Voting	Ballots By Mail	Provisional	Limited Ballot
For	480	55.30%	<div><div></div></div>	256	224	0	0	0
Against	388	44.70%	<div><div></div></div>	222	164	2	0	0
Total Votes Cast	868	100.00%	<div><div></div></div>	478	388	2	0	0
Overvotes	0			0	0	0	0	0
Undervotes	166			102	64	0	0	0
Contest Totals	1,034			580	452	2	0	0



## PCT 033

### Proposition 13 – State of Texas

Vote For 1

	TOTAL	VOTE %		Election Day	Early Voting	Ballots By Mail	Provision al	Limited Ballot
For	371	37.86%	<div><div></div></div>	196	173	2	0	0
Against	609	62.14%	<div><div></div></div>	344	265	0	0	0
Total Votes Cast	980	100.00%	<div><div></div></div>	540	438	2	0	0
Overvotes	0			0	0	0	0	0
Undervotes	54			40	14	0	0	0
Contest Totals	1,034			580	452	2	0	0

### Proposition 14 – State of Texas

Vote For 1

	TOTAL	VOTE %		Election Day	Early Voting	Ballots By Mail	Provision al	Limited Ballot
For	751	76.17%	<div><div></div></div>	423	326	2	0	0
Against	235	23.83%	<div><div></div></div>	125	110	0	0	0
Total Votes Cast	986	100.00%	<div><div></div></div>	548	436	2	0	0
Overvotes	0			0	0	0	0	0
Undervotes	48			32	16	0	0	0
Contest Totals	1,034			580	452	2	0	0

### Proposition A – Collin County

Vote For 1

	TOTAL	VOTE %		Election Day	Early Voting	Ballots By Mail	Provision al	Limited Ballot
For	439	44.70%	<div><div></div></div>	239	198	2	0	0
Against	543	55.30%	<div><div></div></div>	308	235	0	0	0
Total Votes Cast	982	100.00%	<div><div></div></div>	547	433	2	0	0
Overvotes	0			0	0	0	0	0
Undervotes	52			33	19	0	0	0
Contest Totals	1,034			580	452	2	0	0

### Proposition B – Collin County

Vote For 1

	TOTAL	VOTE %		Election Day	Early Voting	Ballots By Mail	Provision al	Limited Ballot
For	584	59.35%	<div><div></div></div>	320	262	2	0	0
Against	400	40.65%	<div><div></div></div>	228	172	0	0	0
Total Votes Cast	984	100.00%	<div><div></div></div>	548	434	2	0	0
Overvotes	0			0	0	0	0	0
Undervotes	50			32	18	0	0	0
Contest Totals	1,034			580	452	2	0	0

## PCT 033

### Proposition C – Collin County

Vote For 1

	TOTAL	VOTE %		Election Day	Early Voting	Ballots By Mail	Provisional	Limited Ballot
For	473	48.81%	<div><div></div></div>	254	217	2	0	0
Against	496	51.19%	<div><div></div></div>	283	213	0	0	0
Total Votes Cast	969	100.00%	<div><div></div></div>	537	430	2	0	0
Overvotes	0			0	0	0	0	0
Undervotes	65			43	22	0	0	0
Contest Totals	1,034			580	452	2	0	0

### Proposition D – Collin County

Vote For 1

	TOTAL	VOTE %		Election Day	Early Voting	Ballots By Mail	Provisional	Limited Ballot
For	524	53.96%	<div><div></div></div>	308	214	2	0	0
Against	447	46.04%	<div><div></div></div>	230	217	0	0	0
Total Votes Cast	971	100.00%	<div><div></div></div>	538	431	2	0	0
Overvotes	0			0	0	0	0	0
Undervotes	63			42	21	0	0	0
Contest Totals	1,034			580	452	2	0	0

### Proposition E – Collin County

Vote For 1

	TOTAL	VOTE %		Election Day	Early Voting	Ballots By Mail	Provisional	Limited Ballot
For	717	72.94%	<div><div></div></div>	400	315	2	0	0
Against	266	27.06%	<div><div></div></div>	147	119	0	0	0
Total Votes Cast	983	100.00%	<div><div></div></div>	547	434	2	0	0
Overvotes	0			0	0	0	0	0
Undervotes	51			33	18	0	0	0
Contest Totals	1,034			580	452	2	0	0

### Mayor – City of Lavon

Vote For 1

	TOTAL	VOTE %		Election Day	Early Voting	Ballots By Mail	Provisional	Limited Ballot
Tyler West	188	27.13%	<div><div></div></div>	109	79	0	0	0
Vicki L. Sanson	448	64.65%	<div><div></div></div>	228	218	2	0	0
Letty Harrison	57	8.23%	<div><div></div></div>	32	25	0	0	0
Total Votes Cast	693	100.00%	<div><div></div></div>	369	322	2	0	0
Overvotes	0			0	0	0	0	0
Undervotes	65			46	19	0	0	0
Contest Totals	758			415	341	2	0	0

## PCT 033

### City Council, Place 2 – City of Lavon

Vote For 1

	TOTAL	VOTE %		Election Day	Early Voting	Ballots By Mail	Provisional	Limited Ballot
Mike Cook	510	100.00%	<div><div></div></div>	261	247	2	0	0
Total Votes Cast	510	100.00%	<div><div></div></div>	261	247	2	0	0
Overvotes	0			0	0	0	0	0
Undervotes	248			154	94	0	0	0
Contest Totals	758			415	341	2	0	0

### City Council, Place 4 – City of Lavon

Vote For 1

	TOTAL	VOTE %		Election Day	Early Voting	Ballots By Mail	Provisional	Limited Ballot
Ted Dill	302	55.72%	<div><div></div></div>	141	159	2	0	0
Tracy Filo	240	44.28%	<div><div></div></div>	140	100	0	0	0
Total Votes Cast	542	100.00%	<div><div></div></div>	281	259	2	0	0
Overvotes	0			0	0	0	0	0
Undervotes	216			134	82	0	0	0
Contest Totals	758			415	341	2	0	0

### Proposition A – Wylie ISD

Vote For 1

	TOTAL	VOTE %		Election Day	Early Voting	Ballots By Mail	Provisional	Limited Ballot
FOR	17	56.67%	<div><div></div></div>	8	9	0	0	0
AGAINST	13	43.33%	<div><div></div></div>	6	7	0	0	0
Total Votes Cast	30	100.00%	<div><div></div></div>	14	16	0	0	0
Overvotes	0			0	0	0	0	0
Undervotes	2			0	2	0	0	0
Contest Totals	32			14	18	0	0	0

## PCT 034

### Proposition 1 – State of Texas

Vote For 1

	TOTAL	VOTE %		Election Day	Early Voting	Ballots By Mail	Provision al	Limited Ballot
For	335	64.30%	<div><div></div></div>	177	155	3	0	0
Against	186	35.70%	<div><div></div></div>	82	101	3	0	0
Total Votes Cast	521	100.00%	<div><div></div></div>	259	256	6	0	0
Overvotes	0			0	0	0	0	0
Undervotes	15			6	9	0	0	0
Contest Totals	536			265	265	6	0	0

### Proposition 2 – State of Texas

Vote For 1

	TOTAL	VOTE %		Election Day	Early Voting	Ballots By Mail	Provision al	Limited Ballot
For	328	63.94%	<div><div></div></div>	158	167	3	0	0
Against	185	36.06%	<div><div></div></div>	96	86	3	0	0
Total Votes Cast	513	100.00%	<div><div></div></div>	254	253	6	0	0
Overvotes	0			0	0	0	0	0
Undervotes	23			11	12	0	0	0
Contest Totals	536			265	265	6	0	0

### Proposition 3 – State of Texas

Vote For 1

	TOTAL	VOTE %		Election Day	Early Voting	Ballots By Mail	Provision al	Limited Ballot
For	316	61.12%	<div><div></div></div>	157	155	4	0	0
Against	201	38.88%	<div><div></div></div>	102	97	2	0	0
Total Votes Cast	517	100.00%	<div><div></div></div>	259	252	6	0	0
Overvotes	0			0	0	0	0	0
Undervotes	19			6	13	0	0	0
Contest Totals	536			265	265	6	0	0

### Proposition 4 – State of Texas

Vote For 1

	TOTAL	VOTE %		Election Day	Early Voting	Ballots By Mail	Provision al	Limited Ballot
For	418	81.01%	<div><div></div></div>	211	203	4	0	0
Against	98	18.99%	<div><div></div></div>	47	49	2	0	0
Total Votes Cast	516	100.00%	<div><div></div></div>	258	252	6	0	0
Overvotes	0			0	0	0	0	0
Undervotes	20			7	13	0	0	0
Contest Totals	536			265	265	6	0	0

## PCT 034

### Proposition 5 – State of Texas

Vote For 1

	TOTAL	VOTE %		Election Day	Early Voting	Ballots By Mail	Provisional	Limited Ballot
For	365	71.85%	<div><div></div></div>	188	174	3	0	0
Against	143	28.15%	<div><div></div></div>	66	74	3	0	0
Total Votes Cast	508	100.00%	<div><div></div></div>	254	248	6	0	0
Overvotes	0			0	0	0	0	0
Undervotes	28			11	17	0	0	0
Contest Totals	536			265	265	6	0	0

### Proposition 6 – State of Texas

Vote For 1

	TOTAL	VOTE %		Election Day	Early Voting	Ballots By Mail	Provisional	Limited Ballot
For	407	79.34%	<div><div></div></div>	205	198	4	0	0
Against	106	20.66%	<div><div></div></div>	50	54	2	0	0
Total Votes Cast	513	100.00%	<div><div></div></div>	255	252	6	0	0
Overvotes	0			0	0	0	0	0
Undervotes	23			10	13	0	0	0
Contest Totals	536			265	265	6	0	0

### Proposition 7 – State of Texas

Vote For 1

	TOTAL	VOTE %		Election Day	Early Voting	Ballots By Mail	Provisional	Limited Ballot
For	315	61.16%	<div><div></div></div>	161	152	2	0	0
Against	200	38.84%	<div><div></div></div>	96	100	4	0	0
Total Votes Cast	515	100.00%	<div><div></div></div>	257	252	6	0	0
Overvotes	0			0	0	0	0	0
Undervotes	21			8	13	0	0	0
Contest Totals	536			265	265	6	0	0

### Proposition 8 – State of Texas

Vote For 1

	TOTAL	VOTE %		Election Day	Early Voting	Ballots By Mail	Provisional	Limited Ballot
For	358	70.33%	<div><div></div></div>	189	166	3	0	0
Against	151	29.67%	<div><div></div></div>	64	84	3	0	0
Total Votes Cast	509	100.00%	<div><div></div></div>	253	250	6	0	0
Overvotes	0			0	0	0	0	0
Undervotes	27			12	15	0	0	0
Contest Totals	536			265	265	6	0	0

## PCT 034

### Proposition 9 – State of Texas

Vote For 1

	TOTAL	VOTE %		Election Day	Early Voting	Ballots By Mail	Provisional	Limited Ballot
For	436	83.69%	<div><div></div></div>	219	215	2	0	0
Against	85	16.31%	<div><div></div></div>	36	45	4	0	0
Total Votes Cast	521	100.00%	<div><div></div></div>	255	260	6	0	0
Overvotes	0			0	0	0	0	0
Undervotes	15			10	5	0	0	0
Contest Totals	536			265	265	6	0	0

### Proposition 10 – State of Texas

Vote For 1

	TOTAL	VOTE %		Election Day	Early Voting	Ballots By Mail	Provisional	Limited Ballot
For	239	48.28%	<div><div></div></div>	115	121	3	0	0
Against	256	51.72%	<div><div></div></div>	128	125	3	0	0
Total Votes Cast	495	100.00%	<div><div></div></div>	243	246	6	0	0
Overvotes	0			0	0	0	0	0
Undervotes	41			22	19	0	0	0
Contest Totals	536			265	265	6	0	0

### Proposition 11 – State of Texas

Vote For 1

	TOTAL	VOTE %		Election Day	Early Voting	Ballots By Mail	Provisional	Limited Ballot
For	320	66.67%	<div><div></div></div>	157	158	5	0	0
Against	160	33.33%	<div><div></div></div>	78	81	1	0	0
Total Votes Cast	480	100.00%	<div><div></div></div>	235	239	6	0	0
Overvotes	0			0	0	0	0	0
Undervotes	56			30	26	0	0	0
Contest Totals	536			265	265	6	0	0

### Proposition 12 – State of Texas

Vote For 1

	TOTAL	VOTE %		Election Day	Early Voting	Ballots By Mail	Provisional	Limited Ballot
For	237	51.41%	<div><div></div></div>	109	126	2	0	0
Against	224	48.59%	<div><div></div></div>	118	102	4	0	0
Total Votes Cast	461	100.00%	<div><div></div></div>	227	228	6	0	0
Overvotes	0			0	0	0	0	0
Undervotes	75			38	37	0	0	0
Contest Totals	536			265	265	6	0	0

## PCT 034

### Proposition 13 – State of Texas

Vote For 1

	TOTAL	VOTE %		Election Day	Early Voting	Ballots By Mail	Provisional	Limited Ballot
For	187	36.88%	<div><div></div></div>	86	99	2	0	0
Against	320	63.12%	<div><div></div></div>	166	150	4	0	0
Total Votes Cast	507	100.00%	<div><div></div></div>	252	249	6	0	0
Overvotes	0			0	0	0	0	0
Undervotes	29			13	16	0	0	0
Contest Totals	536			265	265	6	0	0

### Proposition 14 – State of Texas

Vote For 1

	TOTAL	VOTE %		Election Day	Early Voting	Ballots By Mail	Provisional	Limited Ballot
For	398	77.73%	<div><div></div></div>	207	187	4	0	0
Against	114	22.27%	<div><div></div></div>	49	63	2	0	0
Total Votes Cast	512	100.00%	<div><div></div></div>	256	250	6	0	0
Overvotes	0			0	0	0	0	0
Undervotes	24			9	15	0	0	0
Contest Totals	536			265	265	6	0	0

### Proposition A – Collin County

Vote For 1

	TOTAL	VOTE %		Election Day	Early Voting	Ballots By Mail	Provisional	Limited Ballot
For	265	52.48%	<div><div></div></div>	135	127	3	0	0
Against	240	47.52%	<div><div></div></div>	116	121	3	0	0
Total Votes Cast	505	100.00%	<div><div></div></div>	251	248	6	0	0
Overvotes	0			0	0	0	0	0
Undervotes	31			14	17	0	0	0
Contest Totals	536			265	265	6	0	0

### Proposition B – Collin County

Vote For 1

	TOTAL	VOTE %		Election Day	Early Voting	Ballots By Mail	Provisional	Limited Ballot
For	340	66.41%	<div><div></div></div>	165	169	6	0	0
Against	172	33.59%	<div><div></div></div>	89	83	0	0	0
Total Votes Cast	512	100.00%	<div><div></div></div>	254	252	6	0	0
Overvotes	0			0	0	0	0	0
Undervotes	24			11	13	0	0	0
Contest Totals	536			265	265	6	0	0

## PCT 034

### Proposition C – Collin County

Vote For 1

	TOTAL	VOTE %		Election Day	Early Voting	Ballots By Mail	Provisional	Limited Ballot
For	283	56.94%	<div><div></div></div>	146	133	4	0	0
Against	214	43.06%	<div><div></div></div>	100	112	2	0	0
Total Votes Cast	497	100.00%	<div><div></div></div>	246	245	6	0	0
Overvotes	0			0	0	0	0	0
Undervotes	39			19	20	0	0	0
Contest Totals	536			265	265	6	0	0

### Proposition D – Collin County

Vote For 1

	TOTAL	VOTE %		Election Day	Early Voting	Ballots By Mail	Provisional	Limited Ballot
For	325	64.10%	<div><div></div></div>	172	148	5	0	0
Against	182	35.90%	<div><div></div></div>	80	101	1	0	0
Total Votes Cast	507	100.00%	<div><div></div></div>	252	249	6	0	0
Overvotes	0			0	0	0	0	0
Undervotes	29			13	16	0	0	0
Contest Totals	536			265	265	6	0	0

### Proposition E – Collin County

Vote For 1

	TOTAL	VOTE %		Election Day	Early Voting	Ballots By Mail	Provisional	Limited Ballot
For	378	73.54%	<div><div></div></div>	187	185	6	0	0
Against	136	26.46%	<div><div></div></div>	69	67	0	0	0
Total Votes Cast	514	100.00%	<div><div></div></div>	256	252	6	0	0
Overvotes	0			0	0	0	0	0
Undervotes	22			9	13	0	0	0
Contest Totals	536			265	265	6	0	0



## PCT 035

### Proposition 1 – State of Texas

Vote For 1

	TOTAL	VOTE %		Election Day	Early Voting	Ballots By Mail	Provision al	Limited Ballot
For	226	88.28%	<div><div></div></div>	140	83	3	0	0
Against	30	11.72%	<div><div></div></div>	22	8	0	0	0
Total Votes Cast	256	100.00%	<div><div></div></div>	162	91	3	0	0
Overvotes	0			0	0	0	0	0
Undervotes	0			0	0	0	0	0
Contest Totals	256			162	91	3	0	0

### Proposition 2 – State of Texas

Vote For 1

	TOTAL	VOTE %		Election Day	Early Voting	Ballots By Mail	Provision al	Limited Ballot
For	151	60.40%	<div><div></div></div>	95	56	0	0	0
Against	99	39.60%	<div><div></div></div>	63	33	3	0	0
Total Votes Cast	250	100.00%	<div><div></div></div>	158	89	3	0	0
Overvotes	0			0	0	0	0	0
Undervotes	6			4	2	0	0	0
Contest Totals	256			162	91	3	0	0

### Proposition 3 – State of Texas

Vote For 1

	TOTAL	VOTE %		Election Day	Early Voting	Ballots By Mail	Provision al	Limited Ballot
For	205	81.03%	<div><div></div></div>	128	75	2	0	0
Against	48	18.97%	<div><div></div></div>	33	14	1	0	0
Total Votes Cast	253	100.00%	<div><div></div></div>	161	89	3	0	0
Overvotes	0			0	0	0	0	0
Undervotes	3			1	2	0	0	0
Contest Totals	256			162	91	3	0	0

### Proposition 4 – State of Texas

Vote For 1

	TOTAL	VOTE %		Election Day	Early Voting	Ballots By Mail	Provision al	Limited Ballot
For	227	89.72%	<div><div></div></div>	142	84	1	0	0
Against	26	10.28%	<div><div></div></div>	19	5	2	0	0
Total Votes Cast	253	100.00%	<div><div></div></div>	161	89	3	0	0
Overvotes	0			0	0	0	0	0
Undervotes	3			1	2	0	0	0
Contest Totals	256			162	91	3	0	0

## PCT 035

### Proposition 5 – State of Texas

Vote For 1

	TOTAL	VOTE %		Election Day	Early Voting	Ballots By Mail	Provisional	Limited Ballot
For	117	47.18%	<div><div></div></div>	61	55	1	0	0
Against	131	52.82%	<div><div></div></div>	99	30	2	0	0
Total Votes Cast	248	100.00%	<div><div></div></div>	160	85	3	0	0
Overvotes	0			0	0	0	0	0
Undervotes	8			2	6	0	0	0
Contest Totals	256			162	91	3	0	0

### Proposition 6 – State of Texas

Vote For 1

	TOTAL	VOTE %		Election Day	Early Voting	Ballots By Mail	Provisional	Limited Ballot
For	193	75.98%	<div><div></div></div>	116	74	3	0	0
Against	61	24.02%	<div><div></div></div>	45	16	0	0	0
Total Votes Cast	254	100.00%	<div><div></div></div>	161	90	3	0	0
Overvotes	0			0	0	0	0	0
Undervotes	2			1	1	0	0	0
Contest Totals	256			162	91	3	0	0

### Proposition 7 – State of Texas

Vote For 1

	TOTAL	VOTE %		Election Day	Early Voting	Ballots By Mail	Provisional	Limited Ballot
For	171	67.59%	<div><div></div></div>	105	64	2	0	0
Against	82	32.41%	<div><div></div></div>	55	26	1	0	0
Total Votes Cast	253	100.00%	<div><div></div></div>	160	90	3	0	0
Overvotes	0			0	0	0	0	0
Undervotes	3			2	1	0	0	0
Contest Totals	256			162	91	3	0	0

### Proposition 8 – State of Texas

Vote For 1

	TOTAL	VOTE %		Election Day	Early Voting	Ballots By Mail	Provisional	Limited Ballot
For	156	61.90%	<div><div></div></div>	92	63	1	0	0
Against	96	38.10%	<div><div></div></div>	69	25	2	0	0
Total Votes Cast	252	100.00%	<div><div></div></div>	161	88	3	0	0
Overvotes	0			0	0	0	0	0
Undervotes	4			1	3	0	0	0
Contest Totals	256			162	91	3	0	0

## PCT 035

### Proposition 9 – State of Texas

Vote For 1

	TOTAL	VOTE %		Election Day	Early Voting	Ballots By Mail	Provisional	Limited Ballot
For	202	79.53%	<div><div></div></div>	121	79	2	0	0
Against	52	20.47%	<div><div></div></div>	40	11	1	0	0
Total Votes Cast	254	100.00%	<div><div></div></div>	161	90	3	0	0
Overvotes	0			0	0	0	0	0
Undervotes	2			1	1	0	0	0
Contest Totals	256			162	91	3	0	0

### Proposition 10 – State of Texas

Vote For 1

	TOTAL	VOTE %		Election Day	Early Voting	Ballots By Mail	Provisional	Limited Ballot
For	137	55.24%	<div><div></div></div>	86	49	2	0	0
Against	111	44.76%	<div><div></div></div>	71	39	1	0	0
Total Votes Cast	248	100.00%	<div><div></div></div>	157	88	3	0	0
Overvotes	0			0	0	0	0	0
Undervotes	8			5	3	0	0	0
Contest Totals	256			162	91	3	0	0

### Proposition 11 – State of Texas

Vote For 1

	TOTAL	VOTE %		Election Day	Early Voting	Ballots By Mail	Provisional	Limited Ballot
For	127	52.26%	<div><div></div></div>	74	53	0	0	0
Against	116	47.74%	<div><div></div></div>	80	33	3	0	0
Total Votes Cast	243	100.00%	<div><div></div></div>	154	86	3	0	0
Overvotes	0			0	0	0	0	0
Undervotes	13			8	5	0	0	0
Contest Totals	256			162	91	3	0	0

### Proposition 12 – State of Texas

Vote For 1

	TOTAL	VOTE %		Election Day	Early Voting	Ballots By Mail	Provisional	Limited Ballot
For	153	66.23%	<div><div></div></div>	96	56	1	0	0
Against	78	33.77%	<div><div></div></div>	50	26	2	0	0
Total Votes Cast	231	100.00%	<div><div></div></div>	146	82	3	0	0
Overvotes	0			0	0	0	0	0
Undervotes	25			16	9	0	0	0
Contest Totals	256			162	91	3	0	0

## PCT 035

### Proposition 13 – State of Texas

Vote For 1

	TOTAL	VOTE %		Election Day	Early Voting	Ballots By Mail	Provisional	Limited Ballot
For	107	43.67%	<div><div></div></div>	65	41	1	0	0
Against	138	56.33%	<div><div></div></div>	89	47	2	0	0
Total Votes Cast	245	100.00%	<div><div></div></div>	154	88	3	0	0
Overvotes	0			0	0	0	0	0
Undervotes	11			8	3	0	0	0
Contest Totals	256			162	91	3	0	0

### Proposition 14 – State of Texas

Vote For 1

	TOTAL	VOTE %		Election Day	Early Voting	Ballots By Mail	Provisional	Limited Ballot
For	169	67.60%	<div><div></div></div>	103	63	3	0	0
Against	81	32.40%	<div><div></div></div>	57	24	0	0	0
Total Votes Cast	250	100.00%	<div><div></div></div>	160	87	3	0	0
Overvotes	0			0	0	0	0	0
Undervotes	6			2	4	0	0	0
Contest Totals	256			162	91	3	0	0

### Proposition A – Collin County

Vote For 1

	TOTAL	VOTE %		Election Day	Early Voting	Ballots By Mail	Provisional	Limited Ballot
For	102	40.80%	<div><div></div></div>	54	47	1	0	0
Against	148	59.20%	<div><div></div></div>	106	40	2	0	0
Total Votes Cast	250	100.00%	<div><div></div></div>	160	87	3	0	0
Overvotes	0			0	0	0	0	0
Undervotes	6			2	4	0	0	0
Contest Totals	256			162	91	3	0	0

### Proposition B – Collin County

Vote For 1

	TOTAL	VOTE %		Election Day	Early Voting	Ballots By Mail	Provisional	Limited Ballot
For	150	59.76%	<div><div></div></div>	89	61	0	0	0
Against	101	40.24%	<div><div></div></div>	71	27	3	0	0
Total Votes Cast	251	100.00%	<div><div></div></div>	160	88	3	0	0
Overvotes	0			0	0	0	0	0
Undervotes	5			2	3	0	0	0
Contest Totals	256			162	91	3	0	0

## PCT 035

### Proposition C – Collin County

Vote For 1

	TOTAL	VOTE %		Election Day	Early Voting	Ballots By Mail	Provisional	Limited Ballot
For	115	46.18%	<div><div></div></div>	63	51	1	0	0
Against	134	53.82%	<div><div></div></div>	95	37	2	0	0
Total Votes Cast	249	100.00%	<div><div></div></div>	158	88	3	0	0
Overvotes	0			0	0	0	0	0
Undervotes	7			4	3	0	0	0
Contest Totals	256			162	91	3	0	0

### Proposition D – Collin County

Vote For 1

	TOTAL	VOTE %		Election Day	Early Voting	Ballots By Mail	Provisional	Limited Ballot
For	118	47.20%	<div><div></div></div>	67	51	0	0	0
Against	132	52.80%	<div><div></div></div>	92	37	3	0	0
Total Votes Cast	250	100.00%	<div><div></div></div>	159	88	3	0	0
Overvotes	0			0	0	0	0	0
Undervotes	6			3	3	0	0	0
Contest Totals	256			162	91	3	0	0

### Proposition E – Collin County

Vote For 1

	TOTAL	VOTE %		Election Day	Early Voting	Ballots By Mail	Provisional	Limited Ballot
For	179	71.31%	<div><div></div></div>	105	72	2	0	0
Against	72	28.69%	<div><div></div></div>	53	18	1	0	0
Total Votes Cast	251	100.00%	<div><div></div></div>	158	90	3	0	0
Overvotes	0			0	0	0	0	0
Undervotes	5			4	1	0	0	0
Contest Totals	256			162	91	3	0	0

### Alderman Place 1 – City of Josephine

Vote For 1

	TOTAL	VOTE %		Election Day	Early Voting	Ballots By Mail	Provisional	Limited Ballot
Doug Ewing	0			0	0	0	0	0
Total Votes Cast	0			0	0	0	0	0
Overvotes	0			0	0	0	0	0
Undervotes	0			0	0	0	0	0
Contest Totals	0			0	0	0	0	0

## PCT 035

### Alderman Place 2 – City of Josephine

Vote For 1

	TOTAL	VOTE %	Election Day	Early Voting	Ballots By Mail	Provision al	Limited Ballot
Jane Ridgway	0		0	0	0	0	0
Brad Ahlfinger	0		0	0	0	0	0
Total Votes Cast	0		0	0	0	0	0
Overvotes	0		0	0	0	0	0
Undervotes	0		0	0	0	0	0
Contest Totals	0		0	0	0	0	0

### Alderman Place 3 – City of Josephine

Vote For 1

	TOTAL	VOTE %	Election Day	Early Voting	Ballots By Mail	Provision al	Limited Ballot
Alex Esquivel	0		0	0	0	0	0
Total Votes Cast	0		0	0	0	0	0
Overvotes	0		0	0	0	0	0
Undervotes	0		0	0	0	0	0
Contest Totals	0		0	0	0	0	0

### Alderman Place 4 – City of Josephine

Vote For 1

	TOTAL	VOTE %	Election Day	Early Voting	Ballots By Mail	Provision al	Limited Ballot
Pamela Sardo	0		0	0	0	0	0
Chad Hawkins	0		0	0	0	0	0
Douglas E. Thomas	0		0	0	0	0	0
Total Votes Cast	0		0	0	0	0	0
Overvotes	0		0	0	0	0	0
Undervotes	0		0	0	0	0	0
Contest Totals	0		0	0	0	0	0

## PCT 036

### Proposition 1 – State of Texas

Vote For 1

	TOTAL	VOTE %		Election Day	Early Voting	Ballots By Mail	Provision al	Limited Ballot
For	234	70.69%	<div><div></div></div>	123	110	1	0	0
Against	97	29.31%	<div><div></div></div>	49	45	3	0	0
Total Votes Cast	331	100.00%	<div><div></div></div>	172	155	4	0	0
Overvotes	0			0	0	0	0	0
Undervotes	7			3	4	0	0	0
Contest Totals	338			175	159	4	0	0

### Proposition 2 – State of Texas

Vote For 1

	TOTAL	VOTE %		Election Day	Early Voting	Ballots By Mail	Provision al	Limited Ballot
For	213	64.94%	<div><div></div></div>	102	109	2	0	0
Against	115	35.06%	<div><div></div></div>	64	49	2	0	0
Total Votes Cast	328	100.00%	<div><div></div></div>	166	158	4	0	0
Overvotes	0			0	0	0	0	0
Undervotes	10			9	1	0	0	0
Contest Totals	338			175	159	4	0	0

### Proposition 3 – State of Texas

Vote For 1

	TOTAL	VOTE %		Election Day	Early Voting	Ballots By Mail	Provision al	Limited Ballot
For	245	74.70%	<div><div></div></div>	122	121	2	0	0
Against	83	25.30%	<div><div></div></div>	47	34	2	0	0
Total Votes Cast	328	100.00%	<div><div></div></div>	169	155	4	0	0
Overvotes	0			0	0	0	0	0
Undervotes	10			6	4	0	0	0
Contest Totals	338			175	159	4	0	0

### Proposition 4 – State of Texas

Vote For 1

	TOTAL	VOTE %		Election Day	Early Voting	Ballots By Mail	Provision al	Limited Ballot
For	286	85.63%	<div><div></div></div>	145	139	2	0	0
Against	48	14.37%	<div><div></div></div>	28	18	2	0	0
Total Votes Cast	334	100.00%	<div><div></div></div>	173	157	4	0	0
Overvotes	0			0	0	0	0	0
Undervotes	4			2	2	0	0	0
Contest Totals	338			175	159	4	0	0

## PCT 036

### Proposition 5 – State of Texas

Vote For 1

	TOTAL	VOTE %		Election Day	Early Voting	Ballots By Mail	Provisional	Limited Ballot
For	235	71.43%	<div><div></div></div>	113	119	3	0	0
Against	94	28.57%	<div><div></div></div>	55	38	1	0	0
Total Votes Cast	329	100.00%	<div><div></div></div>	168	157	4	0	0
Overvotes	0			0	0	0	0	0
Undervotes	9			7	2	0	0	0
Contest Totals	338			175	159	4	0	0

### Proposition 6 – State of Texas

Vote For 1

	TOTAL	VOTE %		Election Day	Early Voting	Ballots By Mail	Provisional	Limited Ballot
For	287	85.93%	<div><div></div></div>	141	142	4	0	0
Against	47	14.07%	<div><div></div></div>	31	16	0	0	0
Total Votes Cast	334	100.00%	<div><div></div></div>	172	158	4	0	0
Overvotes	0			0	0	0	0	0
Undervotes	4			3	1	0	0	0
Contest Totals	338			175	159	4	0	0

### Proposition 7 – State of Texas

Vote For 1

	TOTAL	VOTE %		Election Day	Early Voting	Ballots By Mail	Provisional	Limited Ballot
For	227	67.96%	<div><div></div></div>	117	108	2	0	0
Against	107	32.04%	<div><div></div></div>	56	49	2	0	0
Total Votes Cast	334	100.00%	<div><div></div></div>	173	157	4	0	0
Overvotes	0			0	0	0	0	0
Undervotes	4			2	2	0	0	0
Contest Totals	338			175	159	4	0	0

### Proposition 8 – State of Texas

Vote For 1

	TOTAL	VOTE %		Election Day	Early Voting	Ballots By Mail	Provisional	Limited Ballot
For	248	74.92%	<div><div></div></div>	128	117	3	0	0
Against	83	25.08%	<div><div></div></div>	42	40	1	0	0
Total Votes Cast	331	100.00%	<div><div></div></div>	170	157	4	0	0
Overvotes	0			0	0	0	0	0
Undervotes	7			5	2	0	0	0
Contest Totals	338			175	159	4	0	0



## PCT 036

### Proposition 9 – State of Texas

Vote For 1

	TOTAL	VOTE %		Election Day	Early Voting	Ballots By Mail	Provisional	Limited Ballot
For	268	81.21%	<div><div></div></div>	137	129	2	0	0
Against	62	18.79%	<div><div></div></div>	30	30	2	0	0
Total Votes Cast	330	100.00%	<div><div></div></div>	167	159	4	0	0
Overvotes	0			0	0	0	0	0
Undervotes	8			8	0	0	0	0
Contest Totals	338			175	159	4	0	0

### Proposition 10 – State of Texas

Vote For 1

	TOTAL	VOTE %		Election Day	Early Voting	Ballots By Mail	Provisional	Limited Ballot
For	172	52.60%	<div><div></div></div>	75	96	1	0	0
Against	155	47.40%	<div><div></div></div>	92	60	3	0	0
Total Votes Cast	327	100.00%	<div><div></div></div>	167	156	4	0	0
Overvotes	0			0	0	0	0	0
Undervotes	11			8	3	0	0	0
Contest Totals	338			175	159	4	0	0

### Proposition 11 – State of Texas

Vote For 1

	TOTAL	VOTE %		Election Day	Early Voting	Ballots By Mail	Provisional	Limited Ballot
For	213	66.77%	<div><div></div></div>	101	110	2	0	0
Against	106	33.23%	<div><div></div></div>	62	42	2	0	0
Total Votes Cast	319	100.00%	<div><div></div></div>	163	152	4	0	0
Overvotes	0			0	0	0	0	0
Undervotes	19			12	7	0	0	0
Contest Totals	338			175	159	4	0	0

### Proposition 12 – State of Texas

Vote For 1

	TOTAL	VOTE %		Election Day	Early Voting	Ballots By Mail	Provisional	Limited Ballot
For	167	57.00%	<div><div></div></div>	86	80	1	0	0
Against	126	43.00%	<div><div></div></div>	64	61	1	0	0
Total Votes Cast	293	100.00%	<div><div></div></div>	150	141	2	0	0
Overvotes	0			0	0	0	0	0
Undervotes	45			25	18	2	0	0
Contest Totals	338			175	159	4	0	0

## PCT 036

### Proposition 13 – State of Texas

Vote For 1

	TOTAL	VOTE %		Election Day	Early Voting	Ballots By Mail	Provisional	Limited Ballot
For	140	43.34%	<div><div></div></div>	64	74	2	0	0
Against	183	56.66%	<div><div></div></div>	102	79	2	0	0
Total Votes Cast	323	100.00%	<div><div></div></div>	166	153	4	0	0
Overvotes	0			0	0	0	0	0
Undervotes	15			9	6	0	0	0
Contest Totals	338			175	159	4	0	0

### Proposition 14 – State of Texas

Vote For 1

	TOTAL	VOTE %		Election Day	Early Voting	Ballots By Mail	Provisional	Limited Ballot
For	256	78.05%	<div><div></div></div>	127	127	2	0	0
Against	72	21.95%	<div><div></div></div>	40	30	2	0	0
Total Votes Cast	328	100.00%	<div><div></div></div>	167	157	4	0	0
Overvotes	0			0	0	0	0	0
Undervotes	10			8	2	0	0	0
Contest Totals	338			175	159	4	0	0

### Proposition A – Collin County

Vote For 1

	TOTAL	VOTE %		Election Day	Early Voting	Ballots By Mail	Provisional	Limited Ballot
For	192	59.26%	<div><div></div></div>	86	104	2	0	0
Against	132	40.74%	<div><div></div></div>	80	50	2	0	0
Total Votes Cast	324	100.00%	<div><div></div></div>	166	154	4	0	0
Overvotes	0			0	0	0	0	0
Undervotes	14			9	5	0	0	0
Contest Totals	338			175	159	4	0	0

### Proposition B – Collin County

Vote For 1

	TOTAL	VOTE %		Election Day	Early Voting	Ballots By Mail	Provisional	Limited Ballot
For	219	67.80%	<div><div></div></div>	107	109	3	0	0
Against	104	32.20%	<div><div></div></div>	59	44	1	0	0
Total Votes Cast	323	100.00%	<div><div></div></div>	166	153	4	0	0
Overvotes	0			0	0	0	0	0
Undervotes	15			9	6	0	0	0
Contest Totals	338			175	159	4	0	0

## PCT 036

### Proposition C – Collin County

Vote For 1

	TOTAL	VOTE %		Election Day	Early Voting	Ballots By Mail	Provisional	Limited Ballot
For	191	60.06%	<div><div></div></div>	91	98	2	0	0
Against	127	39.94%	<div><div></div></div>	72	53	2	0	0
Total Votes Cast	318	100.00%	<div><div></div></div>	163	151	4	0	0
Overvotes	0			0	0	0	0	0
Undervotes	20			12	8	0	0	0
Contest Totals	338			175	159	4	0	0

### Proposition D – Collin County

Vote For 1

	TOTAL	VOTE %		Election Day	Early Voting	Ballots By Mail	Provisional	Limited Ballot
For	212	65.43%	<div><div></div></div>	103	107	2	0	0
Against	112	34.57%	<div><div></div></div>	62	48	2	0	0
Total Votes Cast	324	100.00%	<div><div></div></div>	165	155	4	0	0
Overvotes	0			0	0	0	0	0
Undervotes	14			10	4	0	0	0
Contest Totals	338			175	159	4	0	0

### Proposition E – Collin County

Vote For 1

	TOTAL	VOTE %		Election Day	Early Voting	Ballots By Mail	Provisional	Limited Ballot
For	253	78.09%	<div><div></div></div>	123	127	3	0	0
Against	71	21.91%	<div><div></div></div>	42	28	1	0	0
Total Votes Cast	324	100.00%	<div><div></div></div>	165	155	4	0	0
Overvotes	0			0	0	0	0	0
Undervotes	14			10	4	0	0	0
Contest Totals	338			175	159	4	0	0

## PCT 037

### Proposition 1 – State of Texas

Vote For 1

	TOTAL	VOTE %		Election Day	Early Voting	Ballots By Mail	Provision al	Limited Ballot
For	334	85.64%	<div><div></div></div>	233	98	3	0	0
Against	56	14.36%	<div><div></div></div>	40	16	0	0	0
Total Votes Cast	390	100.00%	<div><div></div></div>	273	114	3	0	0
Overvotes	0			0	0	0	0	0
Undervotes	3			2	1	0	0	0
Contest Totals	393			275	115	3	0	0

### Proposition 2 – State of Texas

Vote For 1

	TOTAL	VOTE %		Election Day	Early Voting	Ballots By Mail	Provision al	Limited Ballot
For	227	58.66%	<div><div></div></div>	158	69	0	0	0
Against	160	41.34%	<div><div></div></div>	113	44	3	0	0
Total Votes Cast	387	100.00%	<div><div></div></div>	271	113	3	0	0
Overvotes	0			0	0	0	0	0
Undervotes	6			4	2	0	0	0
Contest Totals	393			275	115	3	0	0

### Proposition 3 – State of Texas

Vote For 1

	TOTAL	VOTE %		Election Day	Early Voting	Ballots By Mail	Provision al	Limited Ballot
For	321	82.95%	<div><div></div></div>	221	98	2	0	0
Against	66	17.05%	<div><div></div></div>	49	16	1	0	0
Total Votes Cast	387	100.00%	<div><div></div></div>	270	114	3	0	0
Overvotes	0			0	0	0	0	0
Undervotes	6			5	1	0	0	0
Contest Totals	393			275	115	3	0	0

### Proposition 4 – State of Texas

Vote For 1

	TOTAL	VOTE %		Election Day	Early Voting	Ballots By Mail	Provision al	Limited Ballot
For	351	90.00%	<div><div></div></div>	245	104	2	0	0
Against	39	10.00%	<div><div></div></div>	28	10	1	0	0
Total Votes Cast	390	100.00%	<div><div></div></div>	273	114	3	0	0
Overvotes	0			0	0	0	0	0
Undervotes	3			2	1	0	0	0
Contest Totals	393			275	115	3	0	0

## PCT 037

### Proposition 5 – State of Texas

Vote For 1

	TOTAL	VOTE %		Election Day	Early Voting	Ballots By Mail	Provisional	Limited Ballot
For	191	50.13%	<div><div></div></div>	136	55	0	0	0
Against	190	49.87%	<div><div></div></div>	129	58	3	0	0
Total Votes Cast	381	100.00%	<div><div></div></div>	265	113	3	0	0
Overvotes	0			0	0	0	0	0
Undervotes	12			10	2	0	0	0
Contest Totals	393			275	115	3	0	0

### Proposition 6 – State of Texas

Vote For 1

	TOTAL	VOTE %		Election Day	Early Voting	Ballots By Mail	Provisional	Limited Ballot
For	266	70.00%	<div><div></div></div>	191	73	2	0	0
Against	114	30.00%	<div><div></div></div>	73	40	1	0	0
Total Votes Cast	380	100.00%	<div><div></div></div>	264	113	3	0	0
Overvotes	0			0	0	0	0	0
Undervotes	13			11	2	0	0	0
Contest Totals	393			275	115	3	0	0

### Proposition 7 – State of Texas

Vote For 1

	TOTAL	VOTE %		Election Day	Early Voting	Ballots By Mail	Provisional	Limited Ballot
For	253	65.89%	<div><div></div></div>	186	65	2	0	0
Against	131	34.11%	<div><div></div></div>	82	48	1	0	0
Total Votes Cast	384	100.00%	<div><div></div></div>	268	113	3	0	0
Overvotes	0			0	0	0	0	0
Undervotes	9			7	2	0	0	0
Contest Totals	393			275	115	3	0	0

### Proposition 8 – State of Texas

Vote For 1

	TOTAL	VOTE %		Election Day	Early Voting	Ballots By Mail	Provisional	Limited Ballot
For	233	60.52%	<div><div></div></div>	167	64	2	0	0
Against	152	39.48%	<div><div></div></div>	101	50	1	0	0
Total Votes Cast	385	100.00%	<div><div></div></div>	268	114	3	0	0
Overvotes	0			0	0	0	0	0
Undervotes	8			7	1	0	0	0
Contest Totals	393			275	115	3	0	0

## PCT 037

### Proposition 9 – State of Texas

Vote For 1

	TOTAL	VOTE %		Election Day	Early Voting	Ballots By Mail	Provisional	Limited Ballot
For	286	73.52%	<div><div></div></div>	205	79	2	0	0
Against	103	26.48%	<div><div></div></div>	66	36	1	0	0
Total Votes Cast	389	100.00%	<div><div></div></div>	271	115	3	0	0
Overvotes	0			0	0	0	0	0
Undervotes	4			4	0	0	0	0
Contest Totals	393			275	115	3	0	0

### Proposition 10 – State of Texas

Vote For 1

	TOTAL	VOTE %		Election Day	Early Voting	Ballots By Mail	Provisional	Limited Ballot
For	208	55.03%	<div><div></div></div>	144	62	2	0	0
Against	170	44.97%	<div><div></div></div>	120	49	1	0	0
Total Votes Cast	378	100.00%	<div><div></div></div>	264	111	3	0	0
Overvotes	0			0	0	0	0	0
Undervotes	15			11	4	0	0	0
Contest Totals	393			275	115	3	0	0

### Proposition 11 – State of Texas

Vote For 1

	TOTAL	VOTE %		Election Day	Early Voting	Ballots By Mail	Provisional	Limited Ballot
For	186	50.82%	<div><div></div></div>	135	51	0	0	0
Against	180	49.18%	<div><div></div></div>	117	60	3	0	0
Total Votes Cast	366	100.00%	<div><div></div></div>	252	111	3	0	0
Overvotes	0			0	0	0	0	0
Undervotes	27			23	4	0	0	0
Contest Totals	393			275	115	3	0	0

### Proposition 12 – State of Texas

Vote For 1

	TOTAL	VOTE %		Election Day	Early Voting	Ballots By Mail	Provisional	Limited Ballot
For	194	55.75%	<div><div></div></div>	135	58	1	0	0
Against	154	44.25%	<div><div></div></div>	103	49	2	0	0
Total Votes Cast	348	100.00%	<div><div></div></div>	238	107	3	0	0
Overvotes	0			0	0	0	0	0
Undervotes	45			37	8	0	0	0
Contest Totals	393			275	115	3	0	0

## PCT 037

### Proposition 13 – State of Texas

Vote For 1

	TOTAL	VOTE %		Election Day	Early Voting	Ballots By Mail	Provisional	Limited Ballot
For	157	40.99%	<div><div></div></div>	116	41	0	0	0
Against	226	59.01%	<div><div></div></div>	150	73	3	0	0
Total Votes Cast	383	100.00%	<div><div></div></div>	266	114	3	0	0
Overvotes	0			0	0	0	0	0
Undervotes	10			9	1	0	0	0
Contest Totals	393			275	115	3	0	0

### Proposition 14 – State of Texas

Vote For 1

	TOTAL	VOTE %		Election Day	Early Voting	Ballots By Mail	Provisional	Limited Ballot
For	239	63.23%	<div><div></div></div>	177	62	0	0	0
Against	139	36.77%	<div><div></div></div>	85	52	2	0	0
Total Votes Cast	378	100.00%	<div><div></div></div>	262	114	2	0	0
Overvotes	0			0	0	0	0	0
Undervotes	15			13	1	1	0	0
Contest Totals	393			275	115	3	0	0

### Proposition A – Collin County

Vote For 1

	TOTAL	VOTE %		Election Day	Early Voting	Ballots By Mail	Provisional	Limited Ballot
For	177	46.46%	<div><div></div></div>	125	51	1	0	0
Against	204	53.54%	<div><div></div></div>	139	63	2	0	0
Total Votes Cast	381	100.00%	<div><div></div></div>	264	114	3	0	0
Overvotes	0			0	0	0	0	0
Undervotes	12			11	1	0	0	0
Contest Totals	393			275	115	3	0	0

### Proposition B – Collin County

Vote For 1

	TOTAL	VOTE %		Election Day	Early Voting	Ballots By Mail	Provisional	Limited Ballot
For	208	54.74%	<div><div></div></div>	153	55	0	0	0
Against	172	45.26%	<div><div></div></div>	111	58	3	0	0
Total Votes Cast	380	100.00%	<div><div></div></div>	264	113	3	0	0
Overvotes	0			0	0	0	0	0
Undervotes	13			11	2	0	0	0
Contest Totals	393			275	115	3	0	0

## PCT 037

### Proposition C – Collin County

Vote For 1

	TOTAL	VOTE %		Election Day	Early Voting	Ballots By Mail	Provisional	Limited Ballot
For	168	44.56%	<div><div></div></div>	124	42	2	0	0
Against	209	55.44%	<div><div></div></div>	138	70	1	0	0
Total Votes Cast	377	100.00%	<div><div></div></div>	262	112	3	0	0
Overvotes	0			0	0	0	0	0
Undervotes	16			13	3	0	0	0
Contest Totals	393			275	115	3	0	0

### Proposition D – Collin County

Vote For 1

	TOTAL	VOTE %		Election Day	Early Voting	Ballots By Mail	Provisional	Limited Ballot
For	175	46.17%	<div><div></div></div>	129	46	0	0	0
Against	204	53.83%	<div><div></div></div>	134	67	3	0	0
Total Votes Cast	379	100.00%	<div><div></div></div>	263	113	3	0	0
Overvotes	0			0	0	0	0	0
Undervotes	14			12	2	0	0	0
Contest Totals	393			275	115	3	0	0

### Proposition E – Collin County

Vote For 1

	TOTAL	VOTE %		Election Day	Early Voting	Ballots By Mail	Provisional	Limited Ballot
For	253	66.75%	<div><div></div></div>	187	64	2	0	0
Against	126	33.25%	<div><div></div></div>	77	48	1	0	0
Total Votes Cast	379	100.00%	<div><div></div></div>	264	112	3	0	0
Overvotes	0			0	0	0	0	0
Undervotes	14			11	3	0	0	0
Contest Totals	393			275	115	3	0	0



## PCT 038

### Proposition 1 – State of Texas

Vote For 1

	TOTAL	VOTE %		Election Day	Early Voting	Ballots By Mail	Provision al	Limited Ballot
For	172	73.82%	<div><div></div></div>	86	77	9	0	0
Against	61	26.18%	<div><div></div></div>	33	28	0	0	0
Total Votes Cast	233	100.00%	<div><div></div></div>	119	105	9	0	0
Overvotes	0			0	0	0	0	0
Undervotes	3			1	2	0	0	0
Contest Totals	236			120	107	9	0	0

### Proposition 2 – State of Texas

Vote For 1

	TOTAL	VOTE %		Election Day	Early Voting	Ballots By Mail	Provision al	Limited Ballot
For	163	72.12%	<div><div></div></div>	85	75	3	0	0
Against	63	27.88%	<div><div></div></div>	31	28	4	0	0
Total Votes Cast	226	100.00%	<div><div></div></div>	116	103	7	0	0
Overvotes	0			0	0	0	0	0
Undervotes	10			4	4	2	0	0
Contest Totals	236			120	107	9	0	0

### Proposition 3 – State of Texas

Vote For 1

	TOTAL	VOTE %		Election Day	Early Voting	Ballots By Mail	Provision al	Limited Ballot
For	150	64.94%	<div><div></div></div>	71	73	6	0	0
Against	81	35.06%	<div><div></div></div>	46	32	3	0	0
Total Votes Cast	231	100.00%	<div><div></div></div>	117	105	9	0	0
Overvotes	0			0	0	0	0	0
Undervotes	5			3	2	0	0	0
Contest Totals	236			120	107	9	0	0

### Proposition 4 – State of Texas

Vote For 1

	TOTAL	VOTE %		Election Day	Early Voting	Ballots By Mail	Provision al	Limited Ballot
For	185	80.43%	<div><div></div></div>	93	85	7	0	0
Against	45	19.57%	<div><div></div></div>	25	19	1	0	0
Total Votes Cast	230	100.00%	<div><div></div></div>	118	104	8	0	0
Overvotes	0			0	0	0	0	0
Undervotes	6			2	3	1	0	0
Contest Totals	236			120	107	9	0	0

## PCT 038

### Proposition 5 – State of Texas

Vote For 1

	TOTAL	VOTE %		Election Day	Early Voting	Ballots By Mail	Provisional	Limited Ballot
For	163	71.18%	<div><div></div></div>	89	72	2	0	0
Against	66	28.82%	<div><div></div></div>	28	33	5	0	0
Total Votes Cast	229	100.00%	<div><div></div></div>	117	105	7	0	0
Overvotes	0			0	0	0	0	0
Undervotes	7			3	2	2	0	0
Contest Totals	236			120	107	9	0	0

### Proposition 6 – State of Texas

Vote For 1

	TOTAL	VOTE %		Election Day	Early Voting	Ballots By Mail	Provisional	Limited Ballot
For	192	83.48%	<div><div></div></div>	95	90	7	0	0
Against	38	16.52%	<div><div></div></div>	23	15	0	0	0
Total Votes Cast	230	100.00%	<div><div></div></div>	118	105	7	0	0
Overvotes	0			0	0	0	0	0
Undervotes	6			2	2	2	0	0
Contest Totals	236			120	107	9	0	0

### Proposition 7 – State of Texas

Vote For 1

	TOTAL	VOTE %		Election Day	Early Voting	Ballots By Mail	Provisional	Limited Ballot
For	159	69.13%	<div><div></div></div>	75	79	5	0	0
Against	71	30.87%	<div><div></div></div>	43	26	2	0	0
Total Votes Cast	230	100.00%	<div><div></div></div>	118	105	7	0	0
Overvotes	0			0	0	0	0	0
Undervotes	6			2	2	2	0	0
Contest Totals	236			120	107	9	0	0

### Proposition 8 – State of Texas

Vote For 1

	TOTAL	VOTE %		Election Day	Early Voting	Ballots By Mail	Provisional	Limited Ballot
For	184	80.70%	<div><div></div></div>	98	82	4	0	0
Against	44	19.30%	<div><div></div></div>	19	22	3	0	0
Total Votes Cast	228	100.00%	<div><div></div></div>	117	104	7	0	0
Overvotes	0			0	0	0	0	0
Undervotes	8			3	3	2	0	0
Contest Totals	236			120	107	9	0	0

## PCT 038

### Proposition 9 – State of Texas

Vote For 1

	TOTAL	VOTE %		Election Day	Early Voting	Ballots By Mail	Provisional	Limited Ballot
For	196	85.22%	<div><div></div></div>	104	87	5	0	0
Against	34	14.78%	<div><div></div></div>	14	18	2	0	0
Total Votes Cast	230	100.00%	<div><div></div></div>	118	105	7	0	0
Overvotes	0			0	0	0	0	0
Undervotes	6			2	2	2	0	0
Contest Totals	236			120	107	9	0	0

### Proposition 10 – State of Texas

Vote For 1

	TOTAL	VOTE %		Election Day	Early Voting	Ballots By Mail	Provisional	Limited Ballot
For	118	52.44%	<div><div></div></div>	56	57	5	0	0
Against	107	47.56%	<div><div></div></div>	60	45	2	0	0
Total Votes Cast	225	100.00%	<div><div></div></div>	116	102	7	0	0
Overvotes	0			0	0	0	0	0
Undervotes	11			4	5	2	0	0
Contest Totals	236			120	107	9	0	0

### Proposition 11 – State of Texas

Vote For 1

	TOTAL	VOTE %		Election Day	Early Voting	Ballots By Mail	Provisional	Limited Ballot
For	147	68.37%	<div><div></div></div>	78	64	5	0	0
Against	68	31.63%	<div><div></div></div>	35	31	2	0	0
Total Votes Cast	215	100.00%	<div><div></div></div>	113	95	7	0	0
Overvotes	0			0	0	0	0	0
Undervotes	21			7	12	2	0	0
Contest Totals	236			120	107	9	0	0

### Proposition 12 – State of Texas

Vote For 1

	TOTAL	VOTE %		Election Day	Early Voting	Ballots By Mail	Provisional	Limited Ballot
For	102	49.28%	<div><div></div></div>	53	45	4	0	0
Against	105	50.72%	<div><div></div></div>	54	47	4	0	0
Total Votes Cast	207	100.00%	<div><div></div></div>	107	92	8	0	0
Overvotes	0			0	0	0	0	0
Undervotes	29			13	15	1	0	0
Contest Totals	236			120	107	9	0	0

## PCT 038

### Proposition 13 – State of Texas

Vote For 1

	TOTAL	VOTE %		Election Day	Early Voting	Ballots By Mail	Provisional	Limited Ballot
For	61	26.75%	<div><div></div></div>	33	26	2	0	0
Against	167	73.25%	<div><div></div></div>	81	80	6	0	0
Total Votes Cast	228	100.00%	<div><div></div></div>	114	106	8	0	0
Overvotes	0			0	0	0	0	0
Undervotes	8			6	1	1	0	0
Contest Totals	236			120	107	9	0	0

### Proposition 14 – State of Texas

Vote For 1

	TOTAL	VOTE %		Election Day	Early Voting	Ballots By Mail	Provisional	Limited Ballot
For	187	81.66%	<div><div></div></div>	97	86	4	0	0
Against	42	18.34%	<div><div></div></div>	19	20	3	0	0
Total Votes Cast	229	100.00%	<div><div></div></div>	116	106	7	0	0
Overvotes	0			0	0	0	0	0
Undervotes	7			4	1	2	0	0
Contest Totals	236			120	107	9	0	0

### Proposition A – Collin County

Vote For 1

	TOTAL	VOTE %		Election Day	Early Voting	Ballots By Mail	Provisional	Limited Ballot
For	108	48.21%	<div><div></div></div>	57	49	2	0	0
Against	116	51.79%	<div><div></div></div>	59	52	5	0	0
Total Votes Cast	224	100.00%	<div><div></div></div>	116	101	7	0	0
Overvotes	0			0	0	0	0	0
Undervotes	12			4	6	2	0	0
Contest Totals	236			120	107	9	0	0

### Proposition B – Collin County

Vote For 1

	TOTAL	VOTE %		Election Day	Early Voting	Ballots By Mail	Provisional	Limited Ballot
For	157	68.56%	<div><div></div></div>	78	75	4	0	0
Against	72	31.44%	<div><div></div></div>	38	29	5	0	0
Total Votes Cast	229	100.00%	<div><div></div></div>	116	104	9	0	0
Overvotes	0			0	0	0	0	0
Undervotes	7			4	3	0	0	0
Contest Totals	236			120	107	9	0	0

## PCT 038

### Proposition C – Collin County

Vote For 1

	TOTAL	VOTE %		Election Day	Early Voting	Ballots By Mail	Provisional	Limited Ballot
For	131	59.01%	<div><div></div></div>	70	59	2	0	0
Against	91	40.99%	<div><div></div></div>	44	42	5	0	0
Total Votes Cast	222	100.00%	<div><div></div></div>	114	101	7	0	0
Overvotes	0			0	0	0	0	0
Undervotes	14			6	6	2	0	0
Contest Totals	236			120	107	9	0	0

### Proposition D – Collin County

Vote For 1

	TOTAL	VOTE %		Election Day	Early Voting	Ballots By Mail	Provisional	Limited Ballot
For	156	69.33%	<div><div></div></div>	80	74	2	0	0
Against	69	30.67%	<div><div></div></div>	35	29	5	0	0
Total Votes Cast	225	100.00%	<div><div></div></div>	115	103	7	0	0
Overvotes	0			0	0	0	0	0
Undervotes	11			5	4	2	0	0
Contest Totals	236			120	107	9	0	0

### Proposition E – Collin County

Vote For 1

	TOTAL	VOTE %		Election Day	Early Voting	Ballots By Mail	Provisional	Limited Ballot
For	161	71.56%	<div><div></div></div>	84	75	2	0	0
Against	64	28.44%	<div><div></div></div>	31	29	4	0	0
Total Votes Cast	225	100.00%	<div><div></div></div>	115	104	6	0	0
Overvotes	0			0	0	0	0	0
Undervotes	11			5	3	3	0	0
Contest Totals	236			120	107	9	0	0

## PCT 039

### Proposition 1 – State of Texas

Vote For 1

	TOTAL	VOTE %		Election Day	Early Voting	Ballots By Mail	Provision al	Limited Ballot
For	271	73.64%	<div><div></div></div>	145	118	8	0	0
Against	97	26.36%	<div><div></div></div>	61	36	0	0	0
Total Votes Cast	368	100.00%	<div><div></div></div>	206	154	8	0	0
Overvotes	0			0	0	0	0	0
Undervotes	5			3	2	0	0	0
Contest Totals	373			209	156	8	0	0

### Proposition 2 – State of Texas

Vote For 1

	TOTAL	VOTE %		Election Day	Early Voting	Ballots By Mail	Provision al	Limited Ballot
For	245	67.49%	<div><div></div></div>	142	99	4	0	0
Against	118	32.51%	<div><div></div></div>	60	54	4	0	0
Total Votes Cast	363	100.00%	<div><div></div></div>	202	153	8	0	0
Overvotes	0			0	0	0	0	0
Undervotes	10			7	3	0	0	0
Contest Totals	373			209	156	8	0	0

### Proposition 3 – State of Texas

Vote For 1

	TOTAL	VOTE %		Election Day	Early Voting	Ballots By Mail	Provision al	Limited Ballot
For	207	56.87%	<div><div></div></div>	114	87	6	0	0
Against	157	43.13%	<div><div></div></div>	90	66	1	0	0
Total Votes Cast	364	100.00%	<div><div></div></div>	204	153	7	0	0
Overvotes	0			0	0	0	0	0
Undervotes	9			5	3	1	0	0
Contest Totals	373			209	156	8	0	0

### Proposition 4 – State of Texas

Vote For 1

	TOTAL	VOTE %		Election Day	Early Voting	Ballots By Mail	Provision al	Limited Ballot
For	283	77.96%	<div><div></div></div>	155	120	8	0	0
Against	80	22.04%	<div><div></div></div>	49	31	0	0	0
Total Votes Cast	363	100.00%	<div><div></div></div>	204	151	8	0	0
Overvotes	0			0	0	0	0	0
Undervotes	10			5	5	0	0	0
Contest Totals	373			209	156	8	0	0

## PCT 039

### Proposition 5 – State of Texas

Vote For 1

	TOTAL	VOTE %		Election Day	Early Voting	Ballots By Mail	Provisional	Limited Ballot
For	263	71.66%	<div><div></div></div>	140	117	6	0	0
Against	104	28.34%	<div><div></div></div>	66	36	2	0	0
Total Votes Cast	367	100.00%	<div><div></div></div>	206	153	8	0	0
Overvotes	0			0	0	0	0	0
Undervotes	6			3	3	0	0	0
Contest Totals	373			209	156	8	0	0

### Proposition 6 – State of Texas

Vote For 1

	TOTAL	VOTE %		Election Day	Early Voting	Ballots By Mail	Provisional	Limited Ballot
For	297	80.93%	<div><div></div></div>	163	128	6	0	0
Against	70	19.07%	<div><div></div></div>	42	26	2	0	0
Total Votes Cast	367	100.00%	<div><div></div></div>	205	154	8	0	0
Overvotes	0			0	0	0	0	0
Undervotes	6			4	2	0	0	0
Contest Totals	373			209	156	8	0	0

### Proposition 7 – State of Texas

Vote For 1

	TOTAL	VOTE %		Election Day	Early Voting	Ballots By Mail	Provisional	Limited Ballot
For	228	62.64%	<div><div></div></div>	117	103	8	0	0
Against	136	37.36%	<div><div></div></div>	86	50	0	0	0
Total Votes Cast	364	100.00%	<div><div></div></div>	203	153	8	0	0
Overvotes	0			0	0	0	0	0
Undervotes	9			6	3	0	0	0
Contest Totals	373			209	156	8	0	0

### Proposition 8 – State of Texas

Vote For 1

	TOTAL	VOTE %		Election Day	Early Voting	Ballots By Mail	Provisional	Limited Ballot
For	277	75.48%	<div><div></div></div>	147	124	6	0	0
Against	90	24.52%	<div><div></div></div>	57	31	2	0	0
Total Votes Cast	367	100.00%	<div><div></div></div>	204	155	8	0	0
Overvotes	0			0	0	0	0	0
Undervotes	6			5	1	0	0	0
Contest Totals	373			209	156	8	0	0

## PCT 039

### Proposition 9 – State of Texas

Vote For 1

	TOTAL	VOTE %		Election Day	Early Voting	Ballots By Mail	Provisional	Limited Ballot
For	312	84.55%	<div><div></div></div>	175	131	6	0	0
Against	57	15.45%	<div><div></div></div>	31	24	2	0	0
Total Votes Cast	369	100.00%	<div><div></div></div>	206	155	8	0	0
Overvotes	0			0	0	0	0	0
Undervotes	4			3	1	0	0	0
Contest Totals	373			209	156	8	0	0

### Proposition 10 – State of Texas

Vote For 1

	TOTAL	VOTE %		Election Day	Early Voting	Ballots By Mail	Provisional	Limited Ballot
For	174	48.20%	<div><div></div></div>	95	74	5	0	0
Against	187	51.80%	<div><div></div></div>	108	76	3	0	0
Total Votes Cast	361	100.00%	<div><div></div></div>	203	150	8	0	0
Overvotes	0			0	0	0	0	0
Undervotes	12			6	6	0	0	0
Contest Totals	373			209	156	8	0	0

### Proposition 11 – State of Texas

Vote For 1

	TOTAL	VOTE %		Election Day	Early Voting	Ballots By Mail	Provisional	Limited Ballot
For	249	69.75%	<div><div></div></div>	131	112	6	0	0
Against	108	30.25%	<div><div></div></div>	68	38	2	0	0
Total Votes Cast	357	100.00%	<div><div></div></div>	199	150	8	0	0
Overvotes	0			0	0	0	0	0
Undervotes	16			10	6	0	0	0
Contest Totals	373			209	156	8	0	0

### Proposition 12 – State of Texas

Vote For 1

	TOTAL	VOTE %		Election Day	Early Voting	Ballots By Mail	Provisional	Limited Ballot
For	162	47.65%	<div><div></div></div>	78	81	3	0	0
Against	178	52.35%	<div><div></div></div>	111	64	3	0	0
Total Votes Cast	340	100.00%	<div><div></div></div>	189	145	6	0	0
Overvotes	0			0	0	0	0	0
Undervotes	33			20	11	2	0	0
Contest Totals	373			209	156	8	0	0



## PCT 039

### Proposition 13 – State of Texas

Vote For 1

	TOTAL	VOTE %		Election Day	Early Voting	Ballots By Mail	Provisional	Limited Ballot
For	119	32.78%	<div><div></div></div>	54	59	6	0	0
Against	244	67.22%	<div><div></div></div>	148	94	2	0	0
Total Votes Cast	363	100.00%	<div><div></div></div>	202	153	8	0	0
Overvotes	0			0	0	0	0	0
Undervotes	10			7	3	0	0	0
Contest Totals	373			209	156	8	0	0

### Proposition 14 – State of Texas

Vote For 1

	TOTAL	VOTE %		Election Day	Early Voting	Ballots By Mail	Provisional	Limited Ballot
For	297	81.37%	<div><div></div></div>	168	122	7	0	0
Against	68	18.63%	<div><div></div></div>	36	31	1	0	0
Total Votes Cast	365	100.00%	<div><div></div></div>	204	153	8	0	0
Overvotes	0			0	0	0	0	0
Undervotes	8			5	3	0	0	0
Contest Totals	373			209	156	8	0	0

### Proposition A – Collin County

Vote For 1

	TOTAL	VOTE %		Election Day	Early Voting	Ballots By Mail	Provisional	Limited Ballot
For	206	56.91%	<div><div></div></div>	103	95	8	0	0
Against	156	43.09%	<div><div></div></div>	100	56	0	0	0
Total Votes Cast	362	100.00%	<div><div></div></div>	203	151	8	0	0
Overvotes	0			0	0	0	0	0
Undervotes	11			6	5	0	0	0
Contest Totals	373			209	156	8	0	0

### Proposition B – Collin County

Vote For 1

	TOTAL	VOTE %		Election Day	Early Voting	Ballots By Mail	Provisional	Limited Ballot
For	279	75.82%	<div><div></div></div>	143	130	6	0	0
Against	89	24.18%	<div><div></div></div>	62	25	2	0	0
Total Votes Cast	368	100.00%	<div><div></div></div>	205	155	8	0	0
Overvotes	0			0	0	0	0	0
Undervotes	5			4	1	0	0	0
Contest Totals	373			209	156	8	0	0

## PCT 039

### Proposition C – Collin County

Vote For 1

	TOTAL	VOTE %		Election Day	Early Voting	Ballots By Mail	Provisional	Limited Ballot
For	238	65.38%	<div><div></div></div>	121	109	8	0	0
Against	126	34.62%	<div><div></div></div>	82	44	0	0	0
Total Votes Cast	364	100.00%	<div><div></div></div>	203	153	8	0	0
Overvotes	0			0	0	0	0	0
Undervotes	9			6	3	0	0	0
Contest Totals	373			209	156	8	0	0

### Proposition D – Collin County

Vote For 1

	TOTAL	VOTE %		Election Day	Early Voting	Ballots By Mail	Provisional	Limited Ballot
For	260	71.23%	<div><div></div></div>	139	115	6	0	0
Against	105	28.77%	<div><div></div></div>	66	37	2	0	0
Total Votes Cast	365	100.00%	<div><div></div></div>	205	152	8	0	0
Overvotes	0			0	0	0	0	0
Undervotes	8			4	4	0	0	0
Contest Totals	373			209	156	8	0	0

### Proposition E – Collin County

Vote For 1

	TOTAL	VOTE %		Election Day	Early Voting	Ballots By Mail	Provisional	Limited Ballot
For	280	76.50%	<div><div></div></div>	148	124	8	0	0
Against	86	23.50%	<div><div></div></div>	56	30	0	0	0
Total Votes Cast	366	100.00%	<div><div></div></div>	204	154	8	0	0
Overvotes	0			0	0	0	0	0
Undervotes	7			5	2	0	0	0
Contest Totals	373			209	156	8	0	0

## PCT 040

### Proposition 1 – State of Texas

Vote For 1

	TOTAL	VOTE %		Election Day	Early Voting	Ballots By Mail	Provisional	Limited Ballot
For	541	80.51%	<div><div></div></div>	196	326	19	0	0
Against	131	19.49%	<div><div></div></div>	45	81	5	0	0
Total Votes Cast	672	100.00%	<div><div></div></div>	241	407	24	0	0
Overvotes	0			0	0	0	0	0
Undervotes	19			6	12	1	0	0
Contest Totals	691			247	419	25	0	0

### Proposition 2 – State of Texas

Vote For 1

	TOTAL	VOTE %		Election Day	Early Voting	Ballots By Mail	Provisional	Limited Ballot
For	415	62.22%	<div><div></div></div>	134	265	16	0	0
Against	252	37.78%	<div><div></div></div>	101	143	8	0	0
Total Votes Cast	667	100.00%	<div><div></div></div>	235	408	24	0	0
Overvotes	0			0	0	0	0	0
Undervotes	24			12	11	1	0	0
Contest Totals	691			247	419	25	0	0

### Proposition 3 – State of Texas

Vote For 1

	TOTAL	VOTE %		Election Day	Early Voting	Ballots By Mail	Provisional	Limited Ballot
For	506	74.85%	<div><div></div></div>	166	321	19	0	0
Against	170	25.15%	<div><div></div></div>	75	89	6	0	0
Total Votes Cast	676	100.00%	<div><div></div></div>	241	410	25	0	0
Overvotes	0			0	0	0	0	0
Undervotes	15			6	9	0	0	0
Contest Totals	691			247	419	25	0	0

### Proposition 4 – State of Texas

Vote For 1

	TOTAL	VOTE %		Election Day	Early Voting	Ballots By Mail	Provisional	Limited Ballot
For	612	90.13%	<div><div></div></div>	217	373	22	0	0
Against	67	9.87%	<div><div></div></div>	27	37	3	0	0
Total Votes Cast	679	100.00%	<div><div></div></div>	244	410	25	0	0
Overvotes	0			0	0	0	0	0
Undervotes	12			3	9	0	0	0
Contest Totals	691			247	419	25	0	0

## PCT 040

### Proposition 5 – State of Texas

Vote For 1

	TOTAL	VOTE %		Election Day	Early Voting	Ballots By Mail	Provisional	Limited Ballot
For	378	56.93%	<div><div></div></div>	123	242	13	0	0
Against	286	43.07%	<div><div></div></div>	117	159	10	0	0
Total Votes Cast	664	100.00%	<div><div></div></div>	240	401	23	0	0
Overvotes	0			0	0	0	0	0
Undervotes	27			7	18	2	0	0
Contest Totals	691			247	419	25	0	0

### Proposition 6 – State of Texas

Vote For 1

	TOTAL	VOTE %		Election Day	Early Voting	Ballots By Mail	Provisional	Limited Ballot
For	533	78.38%	<div><div></div></div>	181	331	21	0	0
Against	147	21.62%	<div><div></div></div>	61	82	4	0	0
Total Votes Cast	680	100.00%	<div><div></div></div>	242	413	25	0	0
Overvotes	0			0	0	0	0	0
Undervotes	11			5	6	0	0	0
Contest Totals	691			247	419	25	0	0

### Proposition 7 – State of Texas

Vote For 1

	TOTAL	VOTE %		Election Day	Early Voting	Ballots By Mail	Provisional	Limited Ballot
For	477	70.25%	<div><div></div></div>	165	291	21	0	0
Against	202	29.75%	<div><div></div></div>	79	119	4	0	0
Total Votes Cast	679	100.00%	<div><div></div></div>	244	410	25	0	0
Overvotes	0			0	0	0	0	0
Undervotes	12			3	9	0	0	0
Contest Totals	691			247	419	25	0	0

### Proposition 8 – State of Texas

Vote For 1

	TOTAL	VOTE %		Election Day	Early Voting	Ballots By Mail	Provisional	Limited Ballot
For	431	64.52%	<div><div></div></div>	152	260	19	0	0
Against	237	35.48%	<div><div></div></div>	87	144	6	0	0
Total Votes Cast	668	100.00%	<div><div></div></div>	239	404	25	0	0
Overvotes	0			0	0	0	0	0
Undervotes	23			8	15	0	0	0
Contest Totals	691			247	419	25	0	0

## PCT 040

### Proposition 9 – State of Texas

Vote For 1

	TOTAL	VOTE %		Election Day	Early Voting	Ballots By Mail	Provisional	Limited Ballot
For	568	83.65%	<div><div></div></div>	193	351	24	0	0
Against	111	16.35%	<div><div></div></div>	48	62	1	0	0
Total Votes Cast	679	100.00%	<div><div></div></div>	241	413	25	0	0
Overvotes	0			0	0	0	0	0
Undervotes	12			6	6	0	0	0
Contest Totals	691			247	419	25	0	0

### Proposition 10 – State of Texas

Vote For 1

	TOTAL	VOTE %		Election Day	Early Voting	Ballots By Mail	Provisional	Limited Ballot
For	367	55.86%	<div><div></div></div>	118	233	16	0	0
Against	290	44.14%	<div><div></div></div>	116	167	7	0	0
Total Votes Cast	657	100.00%	<div><div></div></div>	234	400	23	0	0
Overvotes	0			0	0	0	0	0
Undervotes	34			13	19	2	0	0
Contest Totals	691			247	419	25	0	0

### Proposition 11 – State of Texas

Vote For 1

	TOTAL	VOTE %		Election Day	Early Voting	Ballots By Mail	Provisional	Limited Ballot
For	373	58.46%	<div><div></div></div>	133	228	12	0	0
Against	265	41.54%	<div><div></div></div>	93	162	10	0	0
Total Votes Cast	638	100.00%	<div><div></div></div>	226	390	22	0	0
Overvotes	0			0	0	0	0	0
Undervotes	53			21	29	3	0	0
Contest Totals	691			247	419	25	0	0

### Proposition 12 – State of Texas

Vote For 1

	TOTAL	VOTE %		Election Day	Early Voting	Ballots By Mail	Provisional	Limited Ballot
For	353	58.06%	<div><div></div></div>	125	216	12	0	0
Against	255	41.94%	<div><div></div></div>	87	161	7	0	0
Total Votes Cast	608	100.00%	<div><div></div></div>	212	377	19	0	0
Overvotes	0			0	0	0	0	0
Undervotes	83			35	42	6	0	0
Contest Totals	691			247	419	25	0	0

## PCT 040

### Proposition 13 – State of Texas

Vote For 1

	TOTAL	VOTE %		Election Day	Early Voting	Ballots By Mail	Provisional	Limited Ballot
For	283	42.88%	<div><div></div></div>	107	174	2	0	0
Against	377	57.12%	<div><div></div></div>	127	230	20	0	0
Total Votes Cast	660	100.00%	<div><div></div></div>	234	404	22	0	0
Overvotes	0			0	0	0	0	0
Undervotes	31			13	15	3	0	0
Contest Totals	691			247	419	25	0	0

### Proposition 14 – State of Texas

Vote For 1

	TOTAL	VOTE %		Election Day	Early Voting	Ballots By Mail	Provisional	Limited Ballot
For	486	72.65%	<div><div></div></div>	166	303	17	0	0
Against	183	27.35%	<div><div></div></div>	73	105	5	0	0
Total Votes Cast	669	100.00%	<div><div></div></div>	239	408	22	0	0
Overvotes	0			0	0	0	0	0
Undervotes	22			8	11	3	0	0
Contest Totals	691			247	419	25	0	0

### Proposition A – Collin County

Vote For 1

	TOTAL	VOTE %		Election Day	Early Voting	Ballots By Mail	Provisional	Limited Ballot
For	353	52.69%	<div><div></div></div>	108	232	13	0	0
Against	317	47.31%	<div><div></div></div>	130	176	11	0	0
Total Votes Cast	670	100.00%	<div><div></div></div>	238	408	24	0	0
Overvotes	0			0	0	0	0	0
Undervotes	21			9	11	1	0	0
Contest Totals	691			247	419	25	0	0

### Proposition B – Collin County

Vote For 1

	TOTAL	VOTE %		Election Day	Early Voting	Ballots By Mail	Provisional	Limited Ballot
For	407	60.75%	<div><div></div></div>	130	263	14	0	0
Against	263	39.25%	<div><div></div></div>	109	144	10	0	0
Total Votes Cast	670	100.00%	<div><div></div></div>	239	407	24	0	0
Overvotes	0			0	0	0	0	0
Undervotes	21			8	12	1	0	0
Contest Totals	691			247	419	25	0	0

## PCT 040

### Proposition C – Collin County

Vote For 1

	TOTAL	VOTE %		Election Day	Early Voting	Ballots By Mail	Provisional	Limited Ballot
For	362	54.60%	<div><div></div></div>	112	239	11	0	0
Against	301	45.40%	<div><div></div></div>	122	166	13	0	0
Total Votes Cast	663	100.00%	<div><div></div></div>	234	405	24	0	0
Overvotes	0			0	0	0	0	0
Undervotes	28			13	14	1	0	0
Contest Totals	691			247	419	25	0	0

### Proposition D – Collin County

Vote For 1

	TOTAL	VOTE %		Election Day	Early Voting	Ballots By Mail	Provisional	Limited Ballot
For	354	53.15%	<div><div></div></div>	118	227	9	0	0
Against	312	46.85%	<div><div></div></div>	118	179	15	0	0
Total Votes Cast	666	100.00%	<div><div></div></div>	236	406	24	0	0
Overvotes	0			0	0	0	0	0
Undervotes	25			11	13	1	0	0
Contest Totals	691			247	419	25	0	0

### Proposition E – Collin County

Vote For 1

	TOTAL	VOTE %		Election Day	Early Voting	Ballots By Mail	Provisional	Limited Ballot
For	495	73.44%	<div><div></div></div>	169	313	13	0	0
Against	179	26.56%	<div><div></div></div>	73	96	10	0	0
Total Votes Cast	674	100.00%	<div><div></div></div>	242	409	23	0	0
Overvotes	0			0	0	0	0	0
Undervotes	17			5	10	2	0	0
Contest Totals	691			247	419	25	0	0

### Proposition A – City of Allen

Vote For 1

	TOTAL	VOTE %		Election Day	Early Voting	Ballots By Mail	Provisional	Limited Ballot
For	507	74.56%	<div><div></div></div>	176	314	17	0	0
Against	173	25.44%	<div><div></div></div>	66	100	7	0	0
Total Votes Cast	680	100.00%	<div><div></div></div>	242	414	24	0	0
Overvotes	0			0	0	0	0	0
Undervotes	11			5	5	1	0	0
Contest Totals	691			247	419	25	0	0

## PCT 040

### Proposition B – City of Allen

Vote For 1

	TOTAL	VOTE %		Election Day	Early Voting	Ballots By Mail	Provisional	Limited Ballot
For	335	50.07%	<div><div></div></div>	113	210	12	0	0
Against	334	49.93%	<div><div></div></div>	121	201	12	0	0
Total Votes Cast	669	100.00%	<div><div></div></div>	234	411	24	0	0
Overvotes	0			0	0	0	0	0
Undervotes	22			13	8	1	0	0
Contest Totals	691			247	419	25	0	0

### Proposition C – City of Allen

Vote For 1

	TOTAL	VOTE %		Election Day	Early Voting	Ballots By Mail	Provisional	Limited Ballot
For	231	34.63%	<div><div></div></div>	77	149	5	0	0
Against	436	65.37%	<div><div></div></div>	156	260	20	0	0
Total Votes Cast	667	100.00%	<div><div></div></div>	233	409	25	0	0
Overvotes	0			0	0	0	0	0
Undervotes	24			14	10	0	0	0
Contest Totals	691			247	419	25	0	0

### Proposition D – City of Allen

Vote For 1

	TOTAL	VOTE %		Election Day	Early Voting	Ballots By Mail	Provisional	Limited Ballot
For	397	58.81%	<div><div></div></div>	128	254	15	0	0
Against	278	41.19%	<div><div></div></div>	110	158	10	0	0
Total Votes Cast	675	100.00%	<div><div></div></div>	238	412	25	0	0
Overvotes	0			0	0	0	0	0
Undervotes	16			9	7	0	0	0
Contest Totals	691			247	419	25	0	0

### Proposition E – City of Allen

Vote For 1

	TOTAL	VOTE %		Election Day	Early Voting	Ballots By Mail	Provisional	Limited Ballot
For	431	63.48%	<div><div></div></div>	133	283	15	0	0
Against	248	36.52%	<div><div></div></div>	107	131	10	0	0
Total Votes Cast	679	100.00%	<div><div></div></div>	240	414	25	0	0
Overvotes	0			0	0	0	0	0
Undervotes	12			7	5	0	0	0
Contest Totals	691			247	419	25	0	0



## PCT 041

### Proposition 1 – State of Texas

Vote For 1

	TOTAL	VOTE %		Election Day	Early Voting	Ballots By Mail	Provision al	Limited Ballot
For	607	79.24%	<div><div></div></div>	375	228	4	0	0
Against	159	20.76%	<div><div></div></div>	80	78	1	0	0
Total Votes Cast	766	100.00%	<div><div></div></div>	455	306	5	0	0
Overvotes	0			0	0	0	0	0
Undervotes	20			10	10	0	0	0
Contest Totals	786			465	316	5	0	0

### Proposition 2 – State of Texas

Vote For 1

	TOTAL	VOTE %		Election Day	Early Voting	Ballots By Mail	Provision al	Limited Ballot
For	447	60.00%	<div><div></div></div>	265	179	3	0	0
Against	298	40.00%	<div><div></div></div>	176	120	2	0	0
Total Votes Cast	745	100.00%	<div><div></div></div>	441	299	5	0	0
Overvotes	0			0	0	0	0	0
Undervotes	41			24	17	0	0	0
Contest Totals	786			465	316	5	0	0

### Proposition 3 – State of Texas

Vote For 1

	TOTAL	VOTE %		Election Day	Early Voting	Ballots By Mail	Provision al	Limited Ballot
For	573	75.99%	<div><div></div></div>	337	234	2	0	0
Against	181	24.01%	<div><div></div></div>	108	70	3	0	0
Total Votes Cast	754	100.00%	<div><div></div></div>	445	304	5	0	0
Overvotes	0			0	0	0	0	0
Undervotes	32			20	12	0	0	0
Contest Totals	786			465	316	5	0	0

### Proposition 4 – State of Texas

Vote For 1

	TOTAL	VOTE %		Election Day	Early Voting	Ballots By Mail	Provision al	Limited Ballot
For	689	90.30%	<div><div></div></div>	397	287	5	0	0
Against	74	9.70%	<div><div></div></div>	53	21	0	0	0
Total Votes Cast	763	100.00%	<div><div></div></div>	450	308	5	0	0
Overvotes	0			0	0	0	0	0
Undervotes	23			15	8	0	0	0
Contest Totals	786			465	316	5	0	0

## PCT 041

### Proposition 5 – State of Texas

Vote For 1

	TOTAL	VOTE %		Election Day	Early Voting	Ballots By Mail	Provisional	Limited Ballot
For	469	62.04%	<div><div></div></div>	278	188	3	0	0
Against	287	37.96%	<div><div></div></div>	167	118	2	0	0
Total Votes Cast	756	100.00%	<div><div></div></div>	445	306	5	0	0
Overvotes	0			0	0	0	0	0
Undervotes	30			20	10	0	0	0
Contest Totals	786			465	316	5	0	0

### Proposition 6 – State of Texas

Vote For 1

	TOTAL	VOTE %		Election Day	Early Voting	Ballots By Mail	Provisional	Limited Ballot
For	572	76.17%	<div><div></div></div>	335	232	5	0	0
Against	179	23.83%	<div><div></div></div>	108	71	0	0	0
Total Votes Cast	751	100.00%	<div><div></div></div>	443	303	5	0	0
Overvotes	0			0	0	0	0	0
Undervotes	35			22	13	0	0	0
Contest Totals	786			465	316	5	0	0

### Proposition 7 – State of Texas

Vote For 1

	TOTAL	VOTE %		Election Day	Early Voting	Ballots By Mail	Provisional	Limited Ballot
For	520	68.33%	<div><div></div></div>	313	205	2	0	0
Against	241	31.67%	<div><div></div></div>	138	100	3	0	0
Total Votes Cast	761	100.00%	<div><div></div></div>	451	305	5	0	0
Overvotes	0			0	0	0	0	0
Undervotes	25			14	11	0	0	0
Contest Totals	786			465	316	5	0	0

### Proposition 8 – State of Texas

Vote For 1

	TOTAL	VOTE %		Election Day	Early Voting	Ballots By Mail	Provisional	Limited Ballot
For	503	66.45%	<div><div></div></div>	296	202	5	0	0
Against	254	33.55%	<div><div></div></div>	153	101	0	0	0
Total Votes Cast	757	100.00%	<div><div></div></div>	449	303	5	0	0
Overvotes	0			0	0	0	0	0
Undervotes	29			16	13	0	0	0
Contest Totals	786			465	316	5	0	0

## PCT 041

### Proposition 9 – State of Texas

Vote For 1

	TOTAL	VOTE %		Election Day	Early Voting	Ballots By Mail	Provisional	Limited Ballot
For	594	76.55%	<div><div></div></div>	342	247	5	0	0
Against	182	23.45%	<div><div></div></div>	118	64	0	0	0
Total Votes Cast	776	100.00%	<div><div></div></div>	460	311	5	0	0
Overvotes	0			0	0	0	0	0
Undervotes	10			5	5	0	0	0
Contest Totals	786			465	316	5	0	0

### Proposition 10 – State of Texas

Vote For 1

	TOTAL	VOTE %		Election Day	Early Voting	Ballots By Mail	Provisional	Limited Ballot
For	365	48.99%	<div><div></div></div>	200	160	5	0	0
Against	380	51.01%	<div><div></div></div>	243	137	0	0	0
Total Votes Cast	745	100.00%	<div><div></div></div>	443	297	5	0	0
Overvotes	0			0	0	0	0	0
Undervotes	41			22	19	0	0	0
Contest Totals	786			465	316	5	0	0

### Proposition 11 – State of Texas

Vote For 1

	TOTAL	VOTE %		Election Day	Early Voting	Ballots By Mail	Provisional	Limited Ballot
For	404	56.66%	<div><div></div></div>	236	166	2	0	0
Against	309	43.34%	<div><div></div></div>	188	119	2	0	0
Total Votes Cast	713	100.00%	<div><div></div></div>	424	285	4	0	0
Overvotes	0			0	0	0	0	0
Undervotes	73			41	31	1	0	0
Contest Totals	786			465	316	5	0	0

### Proposition 12 – State of Texas

Vote For 1

	TOTAL	VOTE %		Election Day	Early Voting	Ballots By Mail	Provisional	Limited Ballot
For	376	57.14%	<div><div></div></div>	238	134	4	0	0
Against	282	42.86%	<div><div></div></div>	156	126	0	0	0
Total Votes Cast	658	100.00%	<div><div></div></div>	394	260	4	0	0
Overvotes	0			0	0	0	0	0
Undervotes	128			71	56	1	0	0
Contest Totals	786			465	316	5	0	0

## PCT 041

### Proposition 13 – State of Texas

Vote For 1

	TOTAL	VOTE %		Election Day	Early Voting	Ballots By Mail	Provisional	Limited Ballot
For	243	32.36%	<div><div></div></div>	140	103	0	0	0
Against	508	67.64%	<div><div></div></div>	300	204	4	0	0
Total Votes Cast	751	100.00%	<div><div></div></div>	440	307	4	0	0
Overvotes	0			0	0	0	0	0
Undervotes	35			25	9	1	0	0
Contest Totals	786			465	316	5	0	0

### Proposition 14 – State of Texas

Vote For 1

	TOTAL	VOTE %		Election Day	Early Voting	Ballots By Mail	Provisional	Limited Ballot
For	539	71.11%	<div><div></div></div>	312	223	4	0	0
Against	219	28.89%	<div><div></div></div>	137	82	0	0	0
Total Votes Cast	758	100.00%	<div><div></div></div>	449	305	4	0	0
Overvotes	0			0	0	0	0	0
Undervotes	28			16	11	1	0	0
Contest Totals	786			465	316	5	0	0

### Proposition A – Collin County

Vote For 1

	TOTAL	VOTE %		Election Day	Early Voting	Ballots By Mail	Provisional	Limited Ballot
For	326	43.58%	<div><div></div></div>	185	139	2	0	0
Against	422	56.42%	<div><div></div></div>	258	162	2	0	0
Total Votes Cast	748	100.00%	<div><div></div></div>	443	301	4	0	0
Overvotes	0			0	0	0	0	0
Undervotes	38			22	15	1	0	0
Contest Totals	786			465	316	5	0	0

### Proposition B – Collin County

Vote For 1

	TOTAL	VOTE %		Election Day	Early Voting	Ballots By Mail	Provisional	Limited Ballot
For	401	53.97%	<div><div></div></div>	235	162	4	0	0
Against	342	46.03%	<div><div></div></div>	206	136	0	0	0
Total Votes Cast	743	100.00%	<div><div></div></div>	441	298	4	0	0
Overvotes	0			0	0	0	0	0
Undervotes	43			24	18	1	0	0
Contest Totals	786			465	316	5	0	0

## PCT 041

### Proposition C – Collin County

Vote For 1

	TOTAL	VOTE %		Election Day	Early Voting	Ballots By Mail	Provisional	Limited Ballot
For	300	41.15%	<div><div></div></div>	166	132	2	0	0
Against	429	58.85%	<div><div></div></div>	264	163	2	0	0
Total Votes Cast	729	100.00%	<div><div></div></div>	430	295	4	0	0
Overvotes	0			0	0	0	0	0
Undervotes	57			35	21	1	0	0
Contest Totals	786			465	316	5	0	0

### Proposition D – Collin County

Vote For 1

	TOTAL	VOTE %		Election Day	Early Voting	Ballots By Mail	Provisional	Limited Ballot
For	400	54.27%	<div><div></div></div>	233	165	2	0	0
Against	337	45.73%	<div><div></div></div>	201	134	2	0	0
Total Votes Cast	737	100.00%	<div><div></div></div>	434	299	4	0	0
Overvotes	0			0	0	0	0	0
Undervotes	49			31	17	1	0	0
Contest Totals	786			465	316	5	0	0

### Proposition E – Collin County

Vote For 1

	TOTAL	VOTE %		Election Day	Early Voting	Ballots By Mail	Provisional	Limited Ballot
For	535	71.52%	<div><div></div></div>	313	220	2	0	0
Against	213	28.48%	<div><div></div></div>	131	80	2	0	0
Total Votes Cast	748	100.00%	<div><div></div></div>	444	300	4	0	0
Overvotes	0			0	0	0	0	0
Undervotes	38			21	16	1	0	0
Contest Totals	786			465	316	5	0	0

### Proposition A – Wylie ISD

Vote For 1

	TOTAL	VOTE %		Election Day	Early Voting	Ballots By Mail	Provisional	Limited Ballot
FOR	290	56.31%	<div><div></div></div>	171	117	2	0	0
AGAINST	225	43.69%	<div><div></div></div>	119	104	2	0	0
Total Votes Cast	515	100.00%	<div><div></div></div>	290	221	4	0	0
Overvotes	0			0	0	0	0	0
Undervotes	11			6	4	1	0	0
Contest Totals	526			296	225	5	0	0

## PCT 042

### Proposition 1 – State of Texas

Vote For 1

	TOTAL	VOTE %		Election Day	Early Voting	Ballots By Mail	Provision al	Limited Ballot
For	226	86.26%	<div><div></div></div>	151	71	4	0	0
Against	36	13.74%	<div><div></div></div>	29	7	0	0	0
Total Votes Cast	262	100.00%	<div><div></div></div>	180	78	4	0	0
Overvotes	0			0	0	0	0	0
Undervotes	4			4	0	0	0	0
Contest Totals	266			184	78	4	0	0

### Proposition 2 – State of Texas

Vote For 1

	TOTAL	VOTE %		Election Day	Early Voting	Ballots By Mail	Provision al	Limited Ballot
For	154	60.39%	<div><div></div></div>	103	47	4	0	0
Against	101	39.61%	<div><div></div></div>	73	28	0	0	0
Total Votes Cast	255	100.00%	<div><div></div></div>	176	75	4	0	0
Overvotes	0			0	0	0	0	0
Undervotes	11			8	3	0	0	0
Contest Totals	266			184	78	4	0	0

### Proposition 3 – State of Texas

Vote For 1

	TOTAL	VOTE %		Election Day	Early Voting	Ballots By Mail	Provision al	Limited Ballot
For	210	81.71%	<div><div></div></div>	140	66	4	0	0
Against	47	18.29%	<div><div></div></div>	37	10	0	0	0
Total Votes Cast	257	100.00%	<div><div></div></div>	177	76	4	0	0
Overvotes	0			0	0	0	0	0
Undervotes	9			7	2	0	0	0
Contest Totals	266			184	78	4	0	0

### Proposition 4 – State of Texas

Vote For 1

	TOTAL	VOTE %		Election Day	Early Voting	Ballots By Mail	Provision al	Limited Ballot
For	246	93.54%	<div><div></div></div>	169	73	4	0	0
Against	17	6.46%	<div><div></div></div>	13	4	0	0	0
Total Votes Cast	263	100.00%	<div><div></div></div>	182	77	4	0	0
Overvotes	0			0	0	0	0	0
Undervotes	3			2	1	0	0	0
Contest Totals	266			184	78	4	0	0

## PCT 042

### Proposition 5 – State of Texas

Vote For 1

	TOTAL	VOTE %		Election Day	Early Voting	Ballots By Mail	Provisional	Limited Ballot
For	130	51.18%	<div><div></div></div>	94	32	4	0	0
Against	124	48.82%	<div><div></div></div>	82	42	0	0	0
Total Votes Cast	254	100.00%	<div><div></div></div>	176	74	4	0	0
Overvotes	0			0	0	0	0	0
Undervotes	12			8	4	0	0	0
Contest Totals	266			184	78	4	0	0

### Proposition 6 – State of Texas

Vote For 1

	TOTAL	VOTE %		Election Day	Early Voting	Ballots By Mail	Provisional	Limited Ballot
For	197	76.06%	<div><div></div></div>	133	60	4	0	0
Against	62	23.94%	<div><div></div></div>	46	16	0	0	0
Total Votes Cast	259	100.00%	<div><div></div></div>	179	76	4	0	0
Overvotes	0			0	0	0	0	0
Undervotes	7			5	2	0	0	0
Contest Totals	266			184	78	4	0	0

### Proposition 7 – State of Texas

Vote For 1

	TOTAL	VOTE %		Election Day	Early Voting	Ballots By Mail	Provisional	Limited Ballot
For	188	72.31%	<div><div></div></div>	126	58	4	0	0
Against	72	27.69%	<div><div></div></div>	53	19	0	0	0
Total Votes Cast	260	100.00%	<div><div></div></div>	179	77	4	0	0
Overvotes	0			0	0	0	0	0
Undervotes	6			5	1	0	0	0
Contest Totals	266			184	78	4	0	0

### Proposition 8 – State of Texas

Vote For 1

	TOTAL	VOTE %		Election Day	Early Voting	Ballots By Mail	Provisional	Limited Ballot
For	169	65.50%	<div><div></div></div>	112	53	4	0	0
Against	89	34.50%	<div><div></div></div>	66	23	0	0	0
Total Votes Cast	258	100.00%	<div><div></div></div>	178	76	4	0	0
Overvotes	0			0	0	0	0	0
Undervotes	8			6	2	0	0	0
Contest Totals	266			184	78	4	0	0

## PCT 042

### Proposition 9 – State of Texas

Vote For 1

	TOTAL	VOTE %		Election Day	Early Voting	Ballots By Mail	Provisional	Limited Ballot
For	221	84.67%	<div><div></div></div>	159	58	4	0	0
Against	40	15.33%	<div><div></div></div>	22	18	0	0	0
Total Votes Cast	261	100.00%	<div><div></div></div>	181	76	4	0	0
Overvotes	0			0	0	0	0	0
Undervotes	5			3	2	0	0	0
Contest Totals	266			184	78	4	0	0

### Proposition 10 – State of Texas

Vote For 1

	TOTAL	VOTE %		Election Day	Early Voting	Ballots By Mail	Provisional	Limited Ballot
For	146	58.63%	<div><div></div></div>	92	50	4	0	0
Against	103	41.37%	<div><div></div></div>	80	23	0	0	0
Total Votes Cast	249	100.00%	<div><div></div></div>	172	73	4	0	0
Overvotes	0			0	0	0	0	0
Undervotes	17			12	5	0	0	0
Contest Totals	266			184	78	4	0	0

### Proposition 11 – State of Texas

Vote For 1

	TOTAL	VOTE %		Election Day	Early Voting	Ballots By Mail	Provisional	Limited Ballot
For	127	52.05%	<div><div></div></div>	87	36	4	0	0
Against	117	47.95%	<div><div></div></div>	81	36	0	0	0
Total Votes Cast	244	100.00%	<div><div></div></div>	168	72	4	0	0
Overvotes	0			0	0	0	0	0
Undervotes	22			16	6	0	0	0
Contest Totals	266			184	78	4	0	0

### Proposition 12 – State of Texas

Vote For 1

	TOTAL	VOTE %		Election Day	Early Voting	Ballots By Mail	Provisional	Limited Ballot
For	149	63.68%	<div><div></div></div>	99	48	2	0	0
Against	85	36.32%	<div><div></div></div>	63	20	2	0	0
Total Votes Cast	234	100.00%	<div><div></div></div>	162	68	4	0	0
Overvotes	0			0	0	0	0	0
Undervotes	32			22	10	0	0	0
Contest Totals	266			184	78	4	0	0



## PCT 042

### Proposition 13 – State of Texas

Vote For 1

	TOTAL	VOTE %		Election Day	Early Voting	Ballots By Mail	Provisional	Limited Ballot
For	109	43.08%	<div><div></div></div>	74	31	4	0	0
Against	144	56.92%	<div><div></div></div>	100	44	0	0	0
Total Votes Cast	253	100.00%	<div><div></div></div>	174	75	4	0	0
Overvotes	0			0	0	0	0	0
Undervotes	13			10	3	0	0	0
Contest Totals	266			184	78	4	0	0

### Proposition 14 – State of Texas

Vote For 1

	TOTAL	VOTE %		Election Day	Early Voting	Ballots By Mail	Provisional	Limited Ballot
For	183	72.91%	<div><div></div></div>	128	51	4	0	0
Against	68	27.09%	<div><div></div></div>	46	22	0	0	0
Total Votes Cast	251	100.00%	<div><div></div></div>	174	73	4	0	0
Overvotes	0			0	0	0	0	0
Undervotes	15			10	5	0	0	0
Contest Totals	266			184	78	4	0	0

### Proposition A – Collin County

Vote For 1

	TOTAL	VOTE %		Election Day	Early Voting	Ballots By Mail	Provisional	Limited Ballot
For	113	45.02%	<div><div></div></div>	74	35	4	0	0
Against	138	54.98%	<div><div></div></div>	101	37	0	0	0
Total Votes Cast	251	100.00%	<div><div></div></div>	175	72	4	0	0
Overvotes	0			0	0	0	0	0
Undervotes	15			9	6	0	0	0
Contest Totals	266			184	78	4	0	0

### Proposition B – Collin County

Vote For 1

	TOTAL	VOTE %		Election Day	Early Voting	Ballots By Mail	Provisional	Limited Ballot
For	132	53.01%	<div><div></div></div>	88	40	4	0	0
Against	117	46.99%	<div><div></div></div>	85	32	0	0	0
Total Votes Cast	249	100.00%	<div><div></div></div>	173	72	4	0	0
Overvotes	0			0	0	0	0	0
Undervotes	17			11	6	0	0	0
Contest Totals	266			184	78	4	0	0

## PCT 042

### Proposition C – Collin County

Vote For 1

	TOTAL	VOTE %		Election Day	Early Voting	Ballots By Mail	Provisional	Limited Ballot
For	112	45.90%	<div><div></div></div>	72	38	2	0	0
Against	132	54.10%	<div><div></div></div>	97	33	2	0	0
Total Votes Cast	244	100.00%	<div><div></div></div>	169	71	4	0	0
Overvotes	0			0	0	0	0	0
Undervotes	22			15	7	0	0	0
Contest Totals	266			184	78	4	0	0

### Proposition D – Collin County

Vote For 1

	TOTAL	VOTE %		Election Day	Early Voting	Ballots By Mail	Provisional	Limited Ballot
For	117	47.18%	<div><div></div></div>	82	34	1	0	0
Against	131	52.82%	<div><div></div></div>	89	39	3	0	0
Total Votes Cast	248	100.00%	<div><div></div></div>	171	73	4	0	0
Overvotes	0			0	0	0	0	0
Undervotes	18			13	5	0	0	0
Contest Totals	266			184	78	4	0	0

### Proposition E – Collin County

Vote For 1

	TOTAL	VOTE %		Election Day	Early Voting	Ballots By Mail	Provisional	Limited Ballot
For	169	66.80%	<div><div></div></div>	118	47	4	0	0
Against	84	33.20%	<div><div></div></div>	56	28	0	0	0
Total Votes Cast	253	100.00%	<div><div></div></div>	174	75	4	0	0
Overvotes	0			0	0	0	0	0
Undervotes	13			10	3	0	0	0
Contest Totals	266			184	78	4	0	0

## PCT 043

### Proposition 1 – State of Texas

Vote For 1

	TOTAL	VOTE %		Election Day	Early Voting	Ballots By Mail	Provision al	Limited Ballot
For	205	72.44%	<div><div></div></div>	113	90	2	0	0
Against	78	27.56%	<div><div></div></div>	48	30	0	0	0
Total Votes Cast	283	100.00%	<div><div></div></div>	161	120	2	0	0
Overvotes	0			0	0	0	0	0
Undervotes	5			4	1	0	0	0
Contest Totals	288			165	121	2	0	0

### Proposition 2 – State of Texas

Vote For 1

	TOTAL	VOTE %		Election Day	Early Voting	Ballots By Mail	Provision al	Limited Ballot
For	190	68.59%	<div><div></div></div>	113	76	1	0	0
Against	87	31.41%	<div><div></div></div>	47	39	1	0	0
Total Votes Cast	277	100.00%	<div><div></div></div>	160	115	2	0	0
Overvotes	0			0	0	0	0	0
Undervotes	11			5	6	0	0	0
Contest Totals	288			165	121	2	0	0

### Proposition 3 – State of Texas

Vote For 1

	TOTAL	VOTE %		Election Day	Early Voting	Ballots By Mail	Provision al	Limited Ballot
For	170	62.04%	<div><div></div></div>	90	79	1	0	0
Against	104	37.96%	<div><div></div></div>	68	35	1	0	0
Total Votes Cast	274	100.00%	<div><div></div></div>	158	114	2	0	0
Overvotes	0			0	0	0	0	0
Undervotes	14			7	7	0	0	0
Contest Totals	288			165	121	2	0	0

### Proposition 4 – State of Texas

Vote For 1

	TOTAL	VOTE %		Election Day	Early Voting	Ballots By Mail	Provision al	Limited Ballot
For	225	80.94%	<div><div></div></div>	122	102	1	0	0
Against	53	19.06%	<div><div></div></div>	39	13	1	0	0
Total Votes Cast	278	100.00%	<div><div></div></div>	161	115	2	0	0
Overvotes	0			0	0	0	0	0
Undervotes	10			4	6	0	0	0
Contest Totals	288			165	121	2	0	0

## PCT 043

### Proposition 5 – State of Texas

Vote For 1

	TOTAL	VOTE %		Election Day	Early Voting	Ballots By Mail	Provisional	Limited Ballot
For	185	67.27%	<div><div></div></div>	111	73	1	0	0
Against	90	32.73%	<div><div></div></div>	48	41	1	0	0
Total Votes Cast	275	100.00%	<div><div></div></div>	159	114	2	0	0
Overvotes	0			0	0	0	0	0
Undervotes	13			6	7	0	0	0
Contest Totals	288			165	121	2	0	0

### Proposition 6 – State of Texas

Vote For 1

	TOTAL	VOTE %		Election Day	Early Voting	Ballots By Mail	Provisional	Limited Ballot
For	231	83.39%	<div><div></div></div>	135	94	2	0	0
Against	46	16.61%	<div><div></div></div>	26	20	0	0	0
Total Votes Cast	277	100.00%	<div><div></div></div>	161	114	2	0	0
Overvotes	0			0	0	0	0	0
Undervotes	11			4	7	0	0	0
Contest Totals	288			165	121	2	0	0

### Proposition 7 – State of Texas

Vote For 1

	TOTAL	VOTE %		Election Day	Early Voting	Ballots By Mail	Provisional	Limited Ballot
For	188	68.12%	<div><div></div></div>	105	82	1	0	0
Against	88	31.88%	<div><div></div></div>	54	33	1	0	0
Total Votes Cast	276	100.00%	<div><div></div></div>	159	115	2	0	0
Overvotes	0			0	0	0	0	0
Undervotes	12			6	6	0	0	0
Contest Totals	288			165	121	2	0	0

### Proposition 8 – State of Texas

Vote For 1

	TOTAL	VOTE %		Election Day	Early Voting	Ballots By Mail	Provisional	Limited Ballot
For	218	78.42%	<div><div></div></div>	128	88	2	0	0
Against	60	21.58%	<div><div></div></div>	34	26	0	0	0
Total Votes Cast	278	100.00%	<div><div></div></div>	162	114	2	0	0
Overvotes	0			0	0	0	0	0
Undervotes	10			3	7	0	0	0
Contest Totals	288			165	121	2	0	0

## PCT 043

### Proposition 9 – State of Texas

Vote For 1

	TOTAL	VOTE %		Election Day	Early Voting	Ballots By Mail	Provisional	Limited Ballot
For	247	87.28%	<div><div></div></div>	145	100	2	0	0
Against	36	12.72%	<div><div></div></div>	17	19	0	0	0
Total Votes Cast	283	100.00%	<div><div></div></div>	162	119	2	0	0
Overvotes	0			0	0	0	0	0
Undervotes	5			3	2	0	0	0
Contest Totals	288			165	121	2	0	0

### Proposition 10 – State of Texas

Vote For 1

	TOTAL	VOTE %		Election Day	Early Voting	Ballots By Mail	Provisional	Limited Ballot
For	154	55.80%	<div><div></div></div>	88	65	1	0	0
Against	122	44.20%	<div><div></div></div>	71	50	1	0	0
Total Votes Cast	276	100.00%	<div><div></div></div>	159	115	2	0	0
Overvotes	0			0	0	0	0	0
Undervotes	12			6	6	0	0	0
Contest Totals	288			165	121	2	0	0

### Proposition 11 – State of Texas

Vote For 1

	TOTAL	VOTE %		Election Day	Early Voting	Ballots By Mail	Provisional	Limited Ballot
For	174	64.93%	<div><div></div></div>	109	63	2	0	0
Against	94	35.07%	<div><div></div></div>	46	48	0	0	0
Total Votes Cast	268	100.00%	<div><div></div></div>	155	111	2	0	0
Overvotes	0			0	0	0	0	0
Undervotes	20			10	10	0	0	0
Contest Totals	288			165	121	2	0	0

### Proposition 12 – State of Texas

Vote For 1

	TOTAL	VOTE %		Election Day	Early Voting	Ballots By Mail	Provisional	Limited Ballot
For	135	51.53%	<div><div></div></div>	72	62	1	0	0
Against	127	48.47%	<div><div></div></div>	80	46	1	0	0
Total Votes Cast	262	100.00%	<div><div></div></div>	152	108	2	0	0
Overvotes	0			0	0	0	0	0
Undervotes	26			13	13	0	0	0
Contest Totals	288			165	121	2	0	0

## PCT 043

### Proposition 13 – State of Texas

Vote For 1

	TOTAL	VOTE %		Election Day	Early Voting	Ballots By Mail	Provisional	Limited Ballot
For	92	32.97%	<div><div></div></div>	50	41	1	0	0
Against	187	67.03%	<div><div></div></div>	113	73	1	0	0
Total Votes Cast	279	100.00%	<div><div></div></div>	163	114	2	0	0
Overvotes	0			0	0	0	0	0
Undervotes	9			2	7	0	0	0
Contest Totals	288			165	121	2	0	0

### Proposition 14 – State of Texas

Vote For 1

	TOTAL	VOTE %		Election Day	Early Voting	Ballots By Mail	Provisional	Limited Ballot
For	231	82.50%	<div><div></div></div>	142	87	2	0	0
Against	49	17.50%	<div><div></div></div>	21	28	0	0	0
Total Votes Cast	280	100.00%	<div><div></div></div>	163	115	2	0	0
Overvotes	0			0	0	0	0	0
Undervotes	8			2	6	0	0	0
Contest Totals	288			165	121	2	0	0

### Proposition A – Collin County

Vote For 1

	TOTAL	VOTE %		Election Day	Early Voting	Ballots By Mail	Provisional	Limited Ballot
For	160	57.55%	<div><div></div></div>	87	72	1	0	0
Against	118	42.45%	<div><div></div></div>	74	43	1	0	0
Total Votes Cast	278	100.00%	<div><div></div></div>	161	115	2	0	0
Overvotes	0			0	0	0	0	0
Undervotes	10			4	6	0	0	0
Contest Totals	288			165	121	2	0	0

### Proposition B – Collin County

Vote For 1

	TOTAL	VOTE %		Election Day	Early Voting	Ballots By Mail	Provisional	Limited Ballot
For	200	71.43%	<div><div></div></div>	113	85	2	0	0
Against	80	28.57%	<div><div></div></div>	50	30	0	0	0
Total Votes Cast	280	100.00%	<div><div></div></div>	163	115	2	0	0
Overvotes	0			0	0	0	0	0
Undervotes	8			2	6	0	0	0
Contest Totals	288			165	121	2	0	0

## PCT 043

### Proposition C – Collin County

Vote For 1

	TOTAL	VOTE %		Election Day	Early Voting	Ballots By Mail	Provisional	Limited Ballot
For	169	61.01%	<div><div></div></div>	94	74	1	0	0
Against	108	38.99%	<div><div></div></div>	66	41	1	0	0
Total Votes Cast	277	100.00%	<div><div></div></div>	160	115	2	0	0
Overvotes	0			0	0	0	0	0
Undervotes	11			5	6	0	0	0
Contest Totals	288			165	121	2	0	0

### Proposition D – Collin County

Vote For 1

	TOTAL	VOTE %		Election Day	Early Voting	Ballots By Mail	Provisional	Limited Ballot
For	178	64.49%	<div><div></div></div>	108	69	1	0	0
Against	98	35.51%	<div><div></div></div>	53	44	1	0	0
Total Votes Cast	276	100.00%	<div><div></div></div>	161	113	2	0	0
Overvotes	0			0	0	0	0	0
Undervotes	12			4	8	0	0	0
Contest Totals	288			165	121	2	0	0

### Proposition E – Collin County

Vote For 1

	TOTAL	VOTE %		Election Day	Early Voting	Ballots By Mail	Provisional	Limited Ballot
For	213	76.90%	<div><div></div></div>	121	90	2	0	0
Against	64	23.10%	<div><div></div></div>	40	24	0	0	0
Total Votes Cast	277	100.00%	<div><div></div></div>	161	114	2	0	0
Overvotes	0			0	0	0	0	0
Undervotes	11			4	7	0	0	0
Contest Totals	288			165	121	2	0	0

## PCT 044

### Proposition 1 – State of Texas

Vote For 1

	TOTAL	VOTE %		Election Day	Early Voting	Ballots By Mail	Provisional	Limited Ballot
For	110	66.67%	<div><div></div></div>	63	45	2	0	0
Against	55	33.33%	<div><div></div></div>	32	22	1	0	0
Total Votes Cast	165	100.00%	<div><div></div></div>	95	67	3	0	0
Overvotes	0			0	0	0	0	0
Undervotes	2			2	0	0	0	0
Contest Totals	167			97	67	3	0	0

### Proposition 2 – State of Texas

Vote For 1

	TOTAL	VOTE %		Election Day	Early Voting	Ballots By Mail	Provisional	Limited Ballot
For	109	68.55%	<div><div></div></div>	64	43	2	0	0
Against	50	31.45%	<div><div></div></div>	29	20	1	0	0
Total Votes Cast	159	100.00%	<div><div></div></div>	93	63	3	0	0
Overvotes	0			0	0	0	0	0
Undervotes	8			4	4	0	0	0
Contest Totals	167			97	67	3	0	0

### Proposition 3 – State of Texas

Vote For 1

	TOTAL	VOTE %		Election Day	Early Voting	Ballots By Mail	Provisional	Limited Ballot
For	97	60.25%	<div><div></div></div>	55	39	3	0	0
Against	64	39.75%	<div><div></div></div>	37	27	0	0	0
Total Votes Cast	161	100.00%	<div><div></div></div>	92	66	3	0	0
Overvotes	0			0	0	0	0	0
Undervotes	6			5	1	0	0	0
Contest Totals	167			97	67	3	0	0

### Proposition 4 – State of Texas

Vote For 1

	TOTAL	VOTE %		Election Day	Early Voting	Ballots By Mail	Provisional	Limited Ballot
For	122	76.25%	<div><div></div></div>	69	50	3	0	0
Against	38	23.75%	<div><div></div></div>	24	14	0	0	0
Total Votes Cast	160	100.00%	<div><div></div></div>	93	64	3	0	0
Overvotes	0			0	0	0	0	0
Undervotes	7			4	3	0	0	0
Contest Totals	167			97	67	3	0	0



## PCT 044

### Proposition 5 – State of Texas

Vote For 1

	TOTAL	VOTE %		Election Day	Early Voting	Ballots By Mail	Provisional	Limited Ballot
For	117	72.22%	<div><div></div></div>	68	46	3	0	0
Against	45	27.78%	<div><div></div></div>	25	20	0	0	0
Total Votes Cast	162	100.00%	<div><div></div></div>	93	66	3	0	0
Overvotes	0			0	0	0	0	0
Undervotes	5			4	1	0	0	0
Contest Totals	167			97	67	3	0	0

### Proposition 6 – State of Texas

Vote For 1

	TOTAL	VOTE %		Election Day	Early Voting	Ballots By Mail	Provisional	Limited Ballot
For	137	85.62%	<div><div></div></div>	79	56	2	0	0
Against	23	14.38%	<div><div></div></div>	13	9	1	0	0
Total Votes Cast	160	100.00%	<div><div></div></div>	92	65	3	0	0
Overvotes	0			0	0	0	0	0
Undervotes	7			5	2	0	0	0
Contest Totals	167			97	67	3	0	0

### Proposition 7 – State of Texas

Vote For 1

	TOTAL	VOTE %		Election Day	Early Voting	Ballots By Mail	Provisional	Limited Ballot
For	99	61.88%	<div><div></div></div>	57	41	1	0	0
Against	61	38.12%	<div><div></div></div>	35	24	2	0	0
Total Votes Cast	160	100.00%	<div><div></div></div>	92	65	3	0	0
Overvotes	0			0	0	0	0	0
Undervotes	7			5	2	0	0	0
Contest Totals	167			97	67	3	0	0

### Proposition 8 – State of Texas

Vote For 1

	TOTAL	VOTE %		Election Day	Early Voting	Ballots By Mail	Provisional	Limited Ballot
For	117	71.78%	<div><div></div></div>	64	50	3	0	0
Against	46	28.22%	<div><div></div></div>	29	17	0	0	0
Total Votes Cast	163	100.00%	<div><div></div></div>	93	67	3	0	0
Overvotes	0			0	0	0	0	0
Undervotes	4			4	0	0	0	0
Contest Totals	167			97	67	3	0	0

## PCT 044

### Proposition 9 – State of Texas

Vote For 1

	TOTAL	VOTE %		Election Day	Early Voting	Ballots By Mail	Provisional	Limited Ballot
For	140	85.37%	<div><div></div></div>	84	53	3	0	0
Against	24	14.63%	<div><div></div></div>	10	14	0	0	0
Total Votes Cast	164	100.00%	<div><div></div></div>	94	67	3	0	0
Overvotes	0			0	0	0	0	0
Undervotes	3			3	0	0	0	0
Contest Totals	167			97	67	3	0	0

### Proposition 10 – State of Texas

Vote For 1

	TOTAL	VOTE %		Election Day	Early Voting	Ballots By Mail	Provisional	Limited Ballot
For	78	49.37%	<div><div></div></div>	45	31	2	0	0
Against	80	50.63%	<div><div></div></div>	45	34	1	0	0
Total Votes Cast	158	100.00%	<div><div></div></div>	90	65	3	0	0
Overvotes	0			0	0	0	0	0
Undervotes	9			7	2	0	0	0
Contest Totals	167			97	67	3	0	0

### Proposition 11 – State of Texas

Vote For 1

	TOTAL	VOTE %		Election Day	Early Voting	Ballots By Mail	Provisional	Limited Ballot
For	106	67.95%	<div><div></div></div>	62	43	1	0	0
Against	50	32.05%	<div><div></div></div>	28	20	2	0	0
Total Votes Cast	156	100.00%	<div><div></div></div>	90	63	3	0	0
Overvotes	0			0	0	0	0	0
Undervotes	11			7	4	0	0	0
Contest Totals	167			97	67	3	0	0

### Proposition 12 – State of Texas

Vote For 1

	TOTAL	VOTE %		Election Day	Early Voting	Ballots By Mail	Provisional	Limited Ballot
For	75	50.68%	<div><div></div></div>	44	29	2	0	0
Against	73	49.32%	<div><div></div></div>	42	30	1	0	0
Total Votes Cast	148	100.00%	<div><div></div></div>	86	59	3	0	0
Overvotes	0			0	0	0	0	0
Undervotes	19			11	8	0	0	0
Contest Totals	167			97	67	3	0	0

## PCT 044

### Proposition 13 – State of Texas

Vote For 1

	TOTAL	VOTE %		Election Day	Early Voting	Ballots By Mail	Provisional	Limited Ballot
For	50	30.86%	<div><div></div></div>	25	24	1	0	0
Against	112	69.14%	<div><div></div></div>	70	40	2	0	0
Total Votes Cast	162	100.00%	<div><div></div></div>	95	64	3	0	0
Overvotes	0			0	0	0	0	0
Undervotes	5			2	3	0	0	0
Contest Totals	167			97	67	3	0	0

### Proposition 14 – State of Texas

Vote For 1

	TOTAL	VOTE %		Election Day	Early Voting	Ballots By Mail	Provisional	Limited Ballot
For	137	84.05%	<div><div></div></div>	82	53	2	0	0
Against	26	15.95%	<div><div></div></div>	13	12	1	0	0
Total Votes Cast	163	100.00%	<div><div></div></div>	95	65	3	0	0
Overvotes	0			0	0	0	0	0
Undervotes	4			2	2	0	0	0
Contest Totals	167			97	67	3	0	0

### Proposition A – Collin County

Vote For 1

	TOTAL	VOTE %		Election Day	Early Voting	Ballots By Mail	Provisional	Limited Ballot
For	86	52.44%	<div><div></div></div>	46	38	2	0	0
Against	78	47.56%	<div><div></div></div>	48	29	1	0	0
Total Votes Cast	164	100.00%	<div><div></div></div>	94	67	3	0	0
Overvotes	0			0	0	0	0	0
Undervotes	3			3	0	0	0	0
Contest Totals	167			97	67	3	0	0

### Proposition B – Collin County

Vote For 1

	TOTAL	VOTE %		Election Day	Early Voting	Ballots By Mail	Provisional	Limited Ballot
For	117	72.67%	<div><div></div></div>	62	52	3	0	0
Against	44	27.33%	<div><div></div></div>	30	14	0	0	0
Total Votes Cast	161	100.00%	<div><div></div></div>	92	66	3	0	0
Overvotes	0			0	0	0	0	0
Undervotes	6			5	1	0	0	0
Contest Totals	167			97	67	3	0	0

## PCT 044

### Proposition C – Collin County

Vote For 1

	TOTAL	VOTE %		Election Day	Early Voting	Ballots By Mail	Provisional	Limited Ballot
For	98	60.12%	<div><div></div></div>	53	43	2	0	0
Against	65	39.88%	<div><div></div></div>	40	24	1	0	0
Total Votes Cast	163	100.00%	<div><div></div></div>	93	67	3	0	0
Overvotes	0			0	0	0	0	0
Undervotes	4			4	0	0	0	0
Contest Totals	167			97	67	3	0	0

### Proposition D – Collin County

Vote For 1

	TOTAL	VOTE %		Election Day	Early Voting	Ballots By Mail	Provisional	Limited Ballot
For	109	66.87%	<div><div></div></div>	63	44	2	0	0
Against	54	33.13%	<div><div></div></div>	30	23	1	0	0
Total Votes Cast	163	100.00%	<div><div></div></div>	93	67	3	0	0
Overvotes	0			0	0	0	0	0
Undervotes	4			4	0	0	0	0
Contest Totals	167			97	67	3	0	0

### Proposition E – Collin County

Vote For 1

	TOTAL	VOTE %		Election Day	Early Voting	Ballots By Mail	Provisional	Limited Ballot
For	122	74.85%	<div><div></div></div>	69	50	3	0	0
Against	41	25.15%	<div><div></div></div>	24	17	0	0	0
Total Votes Cast	163	100.00%	<div><div></div></div>	93	67	3	0	0
Overvotes	0			0	0	0	0	0
Undervotes	4			4	0	0	0	0
Contest Totals	167			97	67	3	0	0

## PCT 045

### Proposition 1 – State of Texas

Vote For 1

	TOTAL	VOTE %		Election Day	Early Voting	Ballots By Mail	Provision al	Limited Ballot
For	413	78.52%	<div><div></div></div>	191	214	8	0	0
Against	113	21.48%	<div><div></div></div>	56	56	1	0	0
Total Votes Cast	526	100.00%	<div><div></div></div>	247	270	9	0	0
Overvotes	0			0	0	0	0	0
Undervotes	10			3	7	0	0	0
Contest Totals	536			250	277	9	0	0

### Proposition 2 – State of Texas

Vote For 1

	TOTAL	VOTE %		Election Day	Early Voting	Ballots By Mail	Provision al	Limited Ballot
For	306	59.19%	<div><div></div></div>	144	155	7	0	0
Against	211	40.81%	<div><div></div></div>	95	114	2	0	0
Total Votes Cast	517	100.00%	<div><div></div></div>	239	269	9	0	0
Overvotes	0			0	0	0	0	0
Undervotes	19			11	8	0	0	0
Contest Totals	536			250	277	9	0	0

### Proposition 3 – State of Texas

Vote For 1

	TOTAL	VOTE %		Election Day	Early Voting	Ballots By Mail	Provision al	Limited Ballot
For	414	80.86%	<div><div></div></div>	192	215	7	0	0
Against	98	19.14%	<div><div></div></div>	46	50	2	0	0
Total Votes Cast	512	100.00%	<div><div></div></div>	238	265	9	0	0
Overvotes	0			0	0	0	0	0
Undervotes	24			12	12	0	0	0
Contest Totals	536			250	277	9	0	0

### Proposition 4 – State of Texas

Vote For 1

	TOTAL	VOTE %		Election Day	Early Voting	Ballots By Mail	Provision al	Limited Ballot
For	468	88.80%	<div><div></div></div>	211	249	8	0	0
Against	59	11.20%	<div><div></div></div>	35	23	1	0	0
Total Votes Cast	527	100.00%	<div><div></div></div>	246	272	9	0	0
Overvotes	0			0	0	0	0	0
Undervotes	9			4	5	0	0	0
Contest Totals	536			250	277	9	0	0

## PCT 045

### Proposition 5 – State of Texas

Vote For 1

	TOTAL	VOTE %		Election Day	Early Voting	Ballots By Mail	Provisional	Limited Ballot
For	326	62.57%	<div><div></div></div>	158	162	6	0	0
Against	195	37.43%	<div><div></div></div>	84	108	3	0	0
Total Votes Cast	521	100.00%	<div><div></div></div>	242	270	9	0	0
Overvotes	0			0	0	0	0	0
Undervotes	15			8	7	0	0	0
Contest Totals	536			250	277	9	0	0

### Proposition 6 – State of Texas

Vote For 1

	TOTAL	VOTE %		Election Day	Early Voting	Ballots By Mail	Provisional	Limited Ballot
For	417	78.68%	<div><div></div></div>	200	209	8	0	0
Against	113	21.32%	<div><div></div></div>	47	65	1	0	0
Total Votes Cast	530	100.00%	<div><div></div></div>	247	274	9	0	0
Overvotes	0			0	0	0	0	0
Undervotes	6			3	3	0	0	0
Contest Totals	536			250	277	9	0	0

### Proposition 7 – State of Texas

Vote For 1

	TOTAL	VOTE %		Election Day	Early Voting	Ballots By Mail	Provisional	Limited Ballot
For	366	68.80%	<div><div></div></div>	178	182	6	0	0
Against	166	31.20%	<div><div></div></div>	70	93	3	0	0
Total Votes Cast	532	100.00%	<div><div></div></div>	248	275	9	0	0
Overvotes	0			0	0	0	0	0
Undervotes	4			2	2	0	0	0
Contest Totals	536			250	277	9	0	0

### Proposition 8 – State of Texas

Vote For 1

	TOTAL	VOTE %		Election Day	Early Voting	Ballots By Mail	Provisional	Limited Ballot
For	356	67.68%	<div><div></div></div>	172	178	6	0	0
Against	170	32.32%	<div><div></div></div>	74	93	3	0	0
Total Votes Cast	526	100.00%	<div><div></div></div>	246	271	9	0	0
Overvotes	0			0	0	0	0	0
Undervotes	10			4	6	0	0	0
Contest Totals	536			250	277	9	0	0

## PCT 045

### Proposition 9 – State of Texas

Vote For 1

	TOTAL	VOTE %		Election Day	Early Voting	Ballots By Mail	Provisional	Limited Ballot
For	439	82.99%	<div><div></div></div>	204	227	8	0	0
Against	90	17.01%	<div><div></div></div>	40	49	1	0	0
Total Votes Cast	529	100.00%	<div><div></div></div>	244	276	9	0	0
Overvotes	0			0	0	0	0	0
Undervotes	7			6	1	0	0	0
Contest Totals	536			250	277	9	0	0

### Proposition 10 – State of Texas

Vote For 1

	TOTAL	VOTE %		Election Day	Early Voting	Ballots By Mail	Provisional	Limited Ballot
For	287	55.73%	<div><div></div></div>	132	150	5	0	0
Against	228	44.27%	<div><div></div></div>	104	120	4	0	0
Total Votes Cast	515	100.00%	<div><div></div></div>	236	270	9	0	0
Overvotes	0			0	0	0	0	0
Undervotes	21			14	7	0	0	0
Contest Totals	536			250	277	9	0	0

### Proposition 11 – State of Texas

Vote For 1

	TOTAL	VOTE %		Election Day	Early Voting	Ballots By Mail	Provisional	Limited Ballot
For	323	64.99%	<div><div></div></div>	155	160	8	0	0
Against	174	35.01%	<div><div></div></div>	77	96	1	0	0
Total Votes Cast	497	100.00%	<div><div></div></div>	232	256	9	0	0
Overvotes	0			0	0	0	0	0
Undervotes	39			18	21	0	0	0
Contest Totals	536			250	277	9	0	0

### Proposition 12 – State of Texas

Vote For 1

	TOTAL	VOTE %		Election Day	Early Voting	Ballots By Mail	Provisional	Limited Ballot
For	268	55.95%	<div><div></div></div>	128	135	5	0	0
Against	211	44.05%	<div><div></div></div>	95	113	3	0	0
Total Votes Cast	479	100.00%	<div><div></div></div>	223	248	8	0	0
Overvotes	0			0	0	0	0	0
Undervotes	57			27	29	1	0	0
Contest Totals	536			250	277	9	0	0

## PCT 045

### Proposition 13 – State of Texas

Vote For 1

	TOTAL	VOTE %		Election Day	Early Voting	Ballots By Mail	Provisional	Limited Ballot
For	193	37.12%	<div><div></div></div>	89	100	4	0	0
Against	327	62.88%	<div><div></div></div>	152	170	5	0	0
Total Votes Cast	520	100.00%	<div><div></div></div>	241	270	9	0	0
Overvotes	0			0	0	0	0	0
Undervotes	16			9	7	0	0	0
Contest Totals	536			250	277	9	0	0

### Proposition 14 – State of Texas

Vote For 1

	TOTAL	VOTE %		Election Day	Early Voting	Ballots By Mail	Provisional	Limited Ballot
For	395	75.82%	<div><div></div></div>	190	198	7	0	0
Against	126	24.18%	<div><div></div></div>	50	74	2	0	0
Total Votes Cast	521	100.00%	<div><div></div></div>	240	272	9	0	0
Overvotes	0			0	0	0	0	0
Undervotes	15			10	5	0	0	0
Contest Totals	536			250	277	9	0	0

### Proposition A – Collin County

Vote For 1

	TOTAL	VOTE %		Election Day	Early Voting	Ballots By Mail	Provisional	Limited Ballot
For	301	58.33%	<div><div></div></div>	131	162	8	0	0
Against	215	41.67%	<div><div></div></div>	107	107	1	0	0
Total Votes Cast	516	100.00%	<div><div></div></div>	238	269	9	0	0
Overvotes	0			0	0	0	0	0
Undervotes	20			12	8	0	0	0
Contest Totals	536			250	277	9	0	0

### Proposition B – Collin County

Vote For 1

	TOTAL	VOTE %		Election Day	Early Voting	Ballots By Mail	Provisional	Limited Ballot
For	344	65.52%	<div><div></div></div>	158	178	8	0	0
Against	181	34.48%	<div><div></div></div>	87	93	1	0	0
Total Votes Cast	525	100.00%	<div><div></div></div>	245	271	9	0	0
Overvotes	0			0	0	0	0	0
Undervotes	11			5	6	0	0	0
Contest Totals	536			250	277	9	0	0



## PCT 045

### Proposition C – Collin County

Vote For 1

	TOTAL	VOTE %		Election Day	Early Voting	Ballots By Mail	Provisional	Limited Ballot
For	298	57.98%	<div><div></div><div></div></div>	137	154	7	0	0
Against	216	42.02%	<div><div></div><div></div></div>	99	115	2	0	0
Total Votes Cast	514	100.00%	<div><div></div><div></div></div>	236	269	9	0	0
Overvotes	0			0	0	0	0	0
Undervotes	22			14	8	0	0	0
Contest Totals	536			250	277	9	0	0

### Proposition D – Collin County

Vote For 1

	TOTAL	VOTE %		Election Day	Early Voting	Ballots By Mail	Provisional	Limited Ballot
For	323	62.12%	<div><div></div><div></div></div>	157	159	7	0	0
Against	197	37.88%	<div><div></div><div></div></div>	83	112	2	0	0
Total Votes Cast	520	100.00%	<div><div></div><div></div></div>	240	271	9	0	0
Overvotes	0			0	0	0	0	0
Undervotes	16			10	6	0	0	0
Contest Totals	536			250	277	9	0	0

### Proposition E – Collin County

Vote For 1

	TOTAL	VOTE %		Election Day	Early Voting	Ballots By Mail	Provisional	Limited Ballot
For	397	75.76%	<div><div></div><div></div></div>	179	209	9	0	0
Against	127	24.24%	<div><div></div><div></div></div>	64	63	0	0	0
Total Votes Cast	524	100.00%	<div><div></div><div></div></div>	243	272	9	0	0
Overvotes	0			0	0	0	0	0
Undervotes	12			7	5	0	0	0
Contest Totals	536			250	277	9	0	0

## PCT 046

### Proposition 1 – State of Texas

Vote For 1

	TOTAL	VOTE %		Election Day	Early Voting	Ballots By Mail	Provision al	Limited Ballot
For	211	71.53%	<div><div></div></div>	134	75	2	0	0
Against	84	28.47%	<div><div></div></div>	51	33	0	0	0
Total Votes Cast	295	100.00%	<div><div></div></div>	185	108	2	0	0
Overvotes	0			0	0	0	0	0
Undervotes	5			5	0	0	0	0
Contest Totals	300			190	108	2	0	0

### Proposition 2 – State of Texas

Vote For 1

	TOTAL	VOTE %		Election Day	Early Voting	Ballots By Mail	Provision al	Limited Ballot
For	203	69.28%	<div><div></div></div>	129	74	0	0	0
Against	90	30.72%	<div><div></div></div>	54	34	2	0	0
Total Votes Cast	293	100.00%	<div><div></div></div>	183	108	2	0	0
Overvotes	0			0	0	0	0	0
Undervotes	7			7	0	0	0	0
Contest Totals	300			190	108	2	0	0

### Proposition 3 – State of Texas

Vote For 1

	TOTAL	VOTE %		Election Day	Early Voting	Ballots By Mail	Provision al	Limited Ballot
For	166	57.04%	<div><div></div></div>	103	61	2	0	0
Against	125	42.96%	<div><div></div></div>	79	46	0	0	0
Total Votes Cast	291	100.00%	<div><div></div></div>	182	107	2	0	0
Overvotes	0			0	0	0	0	0
Undervotes	9			8	1	0	0	0
Contest Totals	300			190	108	2	0	0

### Proposition 4 – State of Texas

Vote For 1

	TOTAL	VOTE %		Election Day	Early Voting	Ballots By Mail	Provision al	Limited Ballot
For	244	83.56%	<div><div></div></div>	150	92	2	0	0
Against	48	16.44%	<div><div></div></div>	34	14	0	0	0
Total Votes Cast	292	100.00%	<div><div></div></div>	184	106	2	0	0
Overvotes	0			0	0	0	0	0
Undervotes	8			6	2	0	0	0
Contest Totals	300			190	108	2	0	0

## PCT 046

### Proposition 5 – State of Texas

Vote For 1

	TOTAL	VOTE %		Election Day	Early Voting	Ballots By Mail	Provisional	Limited Ballot
For	201	69.31%	<div><div></div></div>	128	73	0	0	0
Against	89	30.69%	<div><div></div></div>	54	33	2	0	0
Total Votes Cast	290	100.00%	<div><div></div></div>	182	106	2	0	0
Overvotes	0			0	0	0	0	0
Undervotes	10			8	2	0	0	0
Contest Totals	300			190	108	2	0	0

### Proposition 6 – State of Texas

Vote For 1

	TOTAL	VOTE %		Election Day	Early Voting	Ballots By Mail	Provisional	Limited Ballot
For	237	81.16%	<div><div></div></div>	151	86	0	0	0
Against	55	18.84%	<div><div></div></div>	32	21	2	0	0
Total Votes Cast	292	100.00%	<div><div></div></div>	183	107	2	0	0
Overvotes	0			0	0	0	0	0
Undervotes	8			7	1	0	0	0
Contest Totals	300			190	108	2	0	0

### Proposition 7 – State of Texas

Vote For 1

	TOTAL	VOTE %		Election Day	Early Voting	Ballots By Mail	Provisional	Limited Ballot
For	176	60.07%	<div><div></div></div>	116	59	1	0	0
Against	117	39.93%	<div><div></div></div>	68	48	1	0	0
Total Votes Cast	293	100.00%	<div><div></div></div>	184	107	2	0	0
Overvotes	0			0	0	0	0	0
Undervotes	7			6	1	0	0	0
Contest Totals	300			190	108	2	0	0

### Proposition 8 – State of Texas

Vote For 1

	TOTAL	VOTE %		Election Day	Early Voting	Ballots By Mail	Provisional	Limited Ballot
For	207	71.88%	<div><div></div></div>	136	71	0	0	0
Against	81	28.12%	<div><div></div></div>	45	34	2	0	0
Total Votes Cast	288	100.00%	<div><div></div></div>	181	105	2	0	0
Overvotes	0			0	0	0	0	0
Undervotes	12			9	3	0	0	0
Contest Totals	300			190	108	2	0	0

## PCT 046

### Proposition 9 – State of Texas

Vote For 1

	TOTAL	VOTE %		Election Day	Early Voting	Ballots By Mail	Provisional	Limited Ballot
For	261	88.78%	<div><div></div></div>	165	94	2	0	0
Against	33	11.22%	<div><div></div></div>	21	12	0	0	0
Total Votes Cast	294	100.00%	<div><div></div></div>	186	106	2	0	0
Overvotes	0			0	0	0	0	0
Undervotes	6			4	2	0	0	0
Contest Totals	300			190	108	2	0	0

### Proposition 10 – State of Texas

Vote For 1

	TOTAL	VOTE %		Election Day	Early Voting	Ballots By Mail	Provisional	Limited Ballot
For	131	45.64%	<div><div></div></div>	80	51	0	0	0
Against	156	54.36%	<div><div></div></div>	99	55	2	0	0
Total Votes Cast	287	100.00%	<div><div></div></div>	179	106	2	0	0
Overvotes	0			0	0	0	0	0
Undervotes	13			11	2	0	0	0
Contest Totals	300			190	108	2	0	0

### Proposition 11 – State of Texas

Vote For 1

	TOTAL	VOTE %		Election Day	Early Voting	Ballots By Mail	Provisional	Limited Ballot
For	188	67.87%	<div><div></div></div>	120	67	1	0	0
Against	89	32.13%	<div><div></div></div>	54	34	1	0	0
Total Votes Cast	277	100.00%	<div><div></div></div>	174	101	2	0	0
Overvotes	0			0	0	0	0	0
Undervotes	23			16	7	0	0	0
Contest Totals	300			190	108	2	0	0

### Proposition 12 – State of Texas

Vote For 1

	TOTAL	VOTE %		Election Day	Early Voting	Ballots By Mail	Provisional	Limited Ballot
For	124	48.63%	<div><div></div></div>	71	51	2	0	0
Against	131	51.37%	<div><div></div></div>	89	42	0	0	0
Total Votes Cast	255	100.00%	<div><div></div></div>	160	93	2	0	0
Overvotes	0			0	0	0	0	0
Undervotes	45			30	15	0	0	0
Contest Totals	300			190	108	2	0	0

## PCT 046

### Proposition 13 – State of Texas

Vote For 1

	TOTAL	VOTE %		Election Day	Early Voting	Ballots By Mail	Provisional	Limited Ballot
For	94	33.10%	<div><div></div></div>	58	36	0	0	0
Against	190	66.90%	<div><div></div></div>	119	69	2	0	0
Total Votes Cast	284	100.00%	<div><div></div></div>	177	105	2	0	0
Overvotes	0			0	0	0	0	0
Undervotes	16			13	3	0	0	0
Contest Totals	300			190	108	2	0	0

### Proposition 14 – State of Texas

Vote For 1

	TOTAL	VOTE %		Election Day	Early Voting	Ballots By Mail	Provisional	Limited Ballot
For	241	82.25%	<div><div></div></div>	161	80	0	0	0
Against	52	17.75%	<div><div></div></div>	25	25	2	0	0
Total Votes Cast	293	100.00%	<div><div></div></div>	186	105	2	0	0
Overvotes	0			0	0	0	0	0
Undervotes	7			4	3	0	0	0
Contest Totals	300			190	108	2	0	0

### Proposition A – Collin County

Vote For 1

	TOTAL	VOTE %		Election Day	Early Voting	Ballots By Mail	Provisional	Limited Ballot
For	159	55.59%	<div><div></div></div>	100	59	0	0	0
Against	127	44.41%	<div><div></div></div>	79	46	2	0	0
Total Votes Cast	286	100.00%	<div><div></div></div>	179	105	2	0	0
Overvotes	0			0	0	0	0	0
Undervotes	14			11	3	0	0	0
Contest Totals	300			190	108	2	0	0

### Proposition B – Collin County

Vote For 1

	TOTAL	VOTE %		Election Day	Early Voting	Ballots By Mail	Provisional	Limited Ballot
For	212	72.85%	<div><div></div></div>	135	76	1	0	0
Against	79	27.15%	<div><div></div></div>	48	30	1	0	0
Total Votes Cast	291	100.00%	<div><div></div></div>	183	106	2	0	0
Overvotes	0			0	0	0	0	0
Undervotes	9			7	2	0	0	0
Contest Totals	300			190	108	2	0	0

## PCT 046

### Proposition C – Collin County

Vote For 1

	TOTAL	VOTE %		Election Day	Early Voting	Ballots By Mail	Provisional	Limited Ballot
For	190	66.20%	<div><div></div></div>	121	69	0	0	0
Against	97	33.80%	<div><div></div></div>	58	37	2	0	0
Total Votes Cast	287	100.00%	<div><div></div></div>	179	106	2	0	0
Overvotes	0			0	0	0	0	0
Undervotes	13			11	2	0	0	0
Contest Totals	300			190	108	2	0	0

### Proposition D – Collin County

Vote For 1

	TOTAL	VOTE %		Election Day	Early Voting	Ballots By Mail	Provisional	Limited Ballot
For	197	68.40%	<div><div></div></div>	128	69	0	0	0
Against	91	31.60%	<div><div></div></div>	52	37	2	0	0
Total Votes Cast	288	100.00%	<div><div></div></div>	180	106	2	0	0
Overvotes	0			0	0	0	0	0
Undervotes	12			10	2	0	0	0
Contest Totals	300			190	108	2	0	0

### Proposition E – Collin County

Vote For 1

	TOTAL	VOTE %		Election Day	Early Voting	Ballots By Mail	Provisional	Limited Ballot
For	224	77.24%	<div><div></div></div>	149	75	0	0	0
Against	66	22.76%	<div><div></div></div>	33	31	2	0	0
Total Votes Cast	290	100.00%	<div><div></div></div>	182	106	2	0	0
Overvotes	0			0	0	0	0	0
Undervotes	10			8	2	0	0	0
Contest Totals	300			190	108	2	0	0

## PCT 047

### Proposition 1 – State of Texas

Vote For 1

	TOTAL	VOTE %		Election Day	Early Voting	Ballots By Mail	Provisional	Limited Ballot
For	302	69.91%	<div><div></div></div>	158	140	4	0	0
Against	130	30.09%	<div><div></div></div>	76	53	1	0	0
Total Votes Cast	432	100.00%	<div><div></div></div>	234	193	5	0	0
Overvotes	0			0	0	0	0	0
Undervotes	5			3	2	0	0	0
Contest Totals	437			237	195	5	0	0

### Proposition 2 – State of Texas

Vote For 1

	TOTAL	VOTE %		Election Day	Early Voting	Ballots By Mail	Provisional	Limited Ballot
For	297	69.88%	<div><div></div></div>	163	131	3	0	0
Against	128	30.12%	<div><div></div></div>	65	61	2	0	0
Total Votes Cast	425	100.00%	<div><div></div></div>	228	192	5	0	0
Overvotes	0			0	0	0	0	0
Undervotes	12			9	3	0	0	0
Contest Totals	437			237	195	5	0	0

### Proposition 3 – State of Texas

Vote For 1

	TOTAL	VOTE %		Election Day	Early Voting	Ballots By Mail	Provisional	Limited Ballot
For	246	58.02%	<div><div></div></div>	113	131	2	0	0
Against	178	41.98%	<div><div></div></div>	116	59	3	0	0
Total Votes Cast	424	100.00%	<div><div></div></div>	229	190	5	0	0
Overvotes	0			0	0	0	0	0
Undervotes	13			8	5	0	0	0
Contest Totals	437			237	195	5	0	0

### Proposition 4 – State of Texas

Vote For 1

	TOTAL	VOTE %		Election Day	Early Voting	Ballots By Mail	Provisional	Limited Ballot
For	351	81.82%	<div><div></div></div>	177	170	4	0	0
Against	78	18.18%	<div><div></div></div>	54	23	1	0	0
Total Votes Cast	429	100.00%	<div><div></div></div>	231	193	5	0	0
Overvotes	0			0	0	0	0	0
Undervotes	8			6	2	0	0	0
Contest Totals	437			237	195	5	0	0

## PCT 047

### Proposition 5 – State of Texas

Vote For 1

	TOTAL	VOTE %		Election Day	Early Voting	Ballots By Mail	Provisional	Limited Ballot
For	280	66.83%	<div><div></div></div>	152	126	2	0	0
Against	139	33.17%	<div><div></div></div>	72	64	3	0	0
Total Votes Cast	419	100.00%	<div><div></div></div>	224	190	5	0	0
Overvotes	0			0	0	0	0	0
Undervotes	18			13	5	0	0	0
Contest Totals	437			237	195	5	0	0

### Proposition 6 – State of Texas

Vote For 1

	TOTAL	VOTE %		Election Day	Early Voting	Ballots By Mail	Provisional	Limited Ballot
For	341	80.24%	<div><div></div></div>	185	153	3	0	0
Against	84	19.76%	<div><div></div></div>	44	38	2	0	0
Total Votes Cast	425	100.00%	<div><div></div></div>	229	191	5	0	0
Overvotes	0			0	0	0	0	0
Undervotes	12			8	4	0	0	0
Contest Totals	437			237	195	5	0	0

### Proposition 7 – State of Texas

Vote For 1

	TOTAL	VOTE %		Election Day	Early Voting	Ballots By Mail	Provisional	Limited Ballot
For	265	62.06%	<div><div></div></div>	141	121	3	0	0
Against	162	37.94%	<div><div></div></div>	89	71	2	0	0
Total Votes Cast	427	100.00%	<div><div></div></div>	230	192	5	0	0
Overvotes	0			0	0	0	0	0
Undervotes	10			7	3	0	0	0
Contest Totals	437			237	195	5	0	0

### Proposition 8 – State of Texas

Vote For 1

	TOTAL	VOTE %		Election Day	Early Voting	Ballots By Mail	Provisional	Limited Ballot
For	317	75.30%	<div><div></div></div>	171	143	3	0	0
Against	104	24.70%	<div><div></div></div>	58	44	2	0	0
Total Votes Cast	421	100.00%	<div><div></div></div>	229	187	5	0	0
Overvotes	0			0	0	0	0	0
Undervotes	16			8	8	0	0	0
Contest Totals	437			237	195	5	0	0



## PCT 047

### Proposition 9 – State of Texas

Vote For 1

	TOTAL	VOTE %		Election Day	Early Voting	Ballots By Mail	Provision al	Limited Ballot
For	367	85.95%	<div><div></div></div>	204	159	4	0	0
Against	60	14.05%	<div><div></div></div>	28	31	1	0	0
Total Votes Cast	427	100.00%	<div><div></div></div>	232	190	5	0	0
Overvotes	0			0	0	0	0	0
Undervotes	10			5	5	0	0	0
Contest Totals	437			237	195	5	0	0

### Proposition 10 – State of Texas

Vote For 1

	TOTAL	VOTE %		Election Day	Early Voting	Ballots By Mail	Provision al	Limited Ballot
For	206	49.64%	<div><div></div></div>	100	103	3	0	0
Against	209	50.36%	<div><div></div></div>	123	84	2	0	0
Total Votes Cast	415	100.00%	<div><div></div></div>	223	187	5	0	0
Overvotes	0			0	0	0	0	0
Undervotes	22			14	8	0	0	0
Contest Totals	437			237	195	5	0	0

### Proposition 11 – State of Texas

Vote For 1

	TOTAL	VOTE %		Election Day	Early Voting	Ballots By Mail	Provision al	Limited Ballot
For	291	72.57%	<div><div></div></div>	155	133	3	0	0
Against	110	27.43%	<div><div></div></div>	60	48	2	0	0
Total Votes Cast	401	100.00%	<div><div></div></div>	215	181	5	0	0
Overvotes	0			0	0	0	0	0
Undervotes	36			22	14	0	0	0
Contest Totals	437			237	195	5	0	0

### Proposition 12 – State of Texas

Vote For 1

	TOTAL	VOTE %		Election Day	Early Voting	Ballots By Mail	Provision al	Limited Ballot
For	170	46.20%	<div><div></div></div>	81	86	3	0	0
Against	198	53.80%	<div><div></div></div>	120	76	2	0	0
Total Votes Cast	368	100.00%	<div><div></div></div>	201	162	5	0	0
Overvotes	0			0	0	0	0	0
Undervotes	69			36	33	0	0	0
Contest Totals	437			237	195	5	0	0

## PCT 047

### Proposition 13 – State of Texas

Vote For 1

	TOTAL	VOTE %		Election Day	Early Voting	Ballots By Mail	Provisional	Limited Ballot
For	142	34.47%	<div><div></div></div>	70	70	2	0	0
Against	270	65.53%	<div><div></div></div>	156	111	3	0	0
Total Votes Cast	412	100.00%	<div><div></div></div>	226	181	5	0	0
Overvotes	0			0	0	0	0	0
Undervotes	25			11	14	0	0	0
Contest Totals	437			237	195	5	0	0

### Proposition 14 – State of Texas

Vote For 1

	TOTAL	VOTE %		Election Day	Early Voting	Ballots By Mail	Provisional	Limited Ballot
For	342	80.66%	<div><div></div></div>	192	147	3	0	0
Against	82	19.34%	<div><div></div></div>	40	40	2	0	0
Total Votes Cast	424	100.00%	<div><div></div></div>	232	187	5	0	0
Overvotes	0			0	0	0	0	0
Undervotes	13			5	8	0	0	0
Contest Totals	437			237	195	5	0	0

### Proposition A – Collin County

Vote For 1

	TOTAL	VOTE %		Election Day	Early Voting	Ballots By Mail	Provisional	Limited Ballot
For	214	50.83%	<div><div></div></div>	115	98	1	0	0
Against	207	49.17%	<div><div></div></div>	112	91	4	0	0
Total Votes Cast	421	100.00%	<div><div></div></div>	227	189	5	0	0
Overvotes	0			0	0	0	0	0
Undervotes	16			10	6	0	0	0
Contest Totals	437			237	195	5	0	0

### Proposition B – Collin County

Vote For 1

	TOTAL	VOTE %		Election Day	Early Voting	Ballots By Mail	Provisional	Limited Ballot
For	292	69.86%	<div><div></div></div>	159	130	3	0	0
Against	126	30.14%	<div><div></div></div>	65	59	2	0	0
Total Votes Cast	418	100.00%	<div><div></div></div>	224	189	5	0	0
Overvotes	0			0	0	0	0	0
Undervotes	19			13	6	0	0	0
Contest Totals	437			237	195	5	0	0

## PCT 047

### Proposition C – Collin County

Vote For 1

	TOTAL	VOTE %		Election Day	Early Voting	Ballots By Mail	Provisional	Limited Ballot
For	247	59.09%	<div><div></div></div>	131	113	3	0	0
Against	171	40.91%	<div><div></div></div>	94	75	2	0	0
Total Votes Cast	418	100.00%	<div><div></div></div>	225	188	5	0	0
Overvotes	0			0	0	0	0	0
Undervotes	19			12	7	0	0	0
Contest Totals	437			237	195	5	0	0

### Proposition D – Collin County

Vote For 1

	TOTAL	VOTE %		Election Day	Early Voting	Ballots By Mail	Provisional	Limited Ballot
For	277	65.95%	<div><div></div></div>	151	123	3	0	0
Against	143	34.05%	<div><div></div></div>	75	66	2	0	0
Total Votes Cast	420	100.00%	<div><div></div></div>	226	189	5	0	0
Overvotes	0			0	0	0	0	0
Undervotes	17			11	6	0	0	0
Contest Totals	437			237	195	5	0	0

### Proposition E – Collin County

Vote For 1

	TOTAL	VOTE %		Election Day	Early Voting	Ballots By Mail	Provisional	Limited Ballot
For	299	71.53%	<div><div></div></div>	164	134	1	0	0
Against	119	28.47%	<div><div></div></div>	63	52	4	0	0
Total Votes Cast	418	100.00%	<div><div></div></div>	227	186	5	0	0
Overvotes	0			0	0	0	0	0
Undervotes	19			10	9	0	0	0
Contest Totals	437			237	195	5	0	0

## PCT 048

### Proposition 1 – State of Texas

Vote For 1

	TOTAL	VOTE %		Election Day	Early Voting	Ballots By Mail	Provisional	Limited Ballot
For	409	72.01%	<div><div></div></div>	252	150	7	0	0
Against	159	27.99%	<div><div></div></div>	97	60	2	0	0
Total Votes Cast	568	100.00%	<div><div></div></div>	349	210	9	0	0
Overvotes	0			0	0	0	0	0
Undervotes	14			5	9	0	0	0
Contest Totals	582			354	219	9	0	0

### Proposition 2 – State of Texas

Vote For 1

	TOTAL	VOTE %		Election Day	Early Voting	Ballots By Mail	Provisional	Limited Ballot
For	391	69.33%	<div><div></div></div>	237	148	6	0	0
Against	173	30.67%	<div><div></div></div>	108	64	1	0	0
Total Votes Cast	564	100.00%	<div><div></div></div>	345	212	7	0	0
Overvotes	0			0	0	0	0	0
Undervotes	18			9	7	2	0	0
Contest Totals	582			354	219	9	0	0

### Proposition 3 – State of Texas

Vote For 1

	TOTAL	VOTE %		Election Day	Early Voting	Ballots By Mail	Provisional	Limited Ballot
For	341	60.57%	<div><div></div></div>	209	128	4	0	0
Against	222	39.43%	<div><div></div></div>	136	84	2	0	0
Total Votes Cast	563	100.00%	<div><div></div></div>	345	212	6	0	0
Overvotes	0			0	0	0	0	0
Undervotes	19			9	7	3	0	0
Contest Totals	582			354	219	9	0	0

### Proposition 4 – State of Texas

Vote For 1

	TOTAL	VOTE %		Election Day	Early Voting	Ballots By Mail	Provisional	Limited Ballot
For	444	77.89%	<div><div></div></div>	264	175	5	0	0
Against	126	22.11%	<div><div></div></div>	83	41	2	0	0
Total Votes Cast	570	100.00%	<div><div></div></div>	347	216	7	0	0
Overvotes	0			0	0	0	0	0
Undervotes	12			7	3	2	0	0
Contest Totals	582			354	219	9	0	0

## PCT 048

### Proposition 5 – State of Texas

Vote For 1

	TOTAL	VOTE %		Election Day	Early Voting	Ballots By Mail	Provisional	Limited Ballot
For	415	73.06%	<div><div></div></div>	248	160	7	0	0
Against	153	26.94%	<div><div></div></div>	100	51	2	0	0
Total Votes Cast	568	100.00%	<div><div></div></div>	348	211	9	0	0
Overvotes	0			0	0	0	0	0
Undervotes	14			6	8	0	0	0
Contest Totals	582			354	219	9	0	0

### Proposition 6 – State of Texas

Vote For 1

	TOTAL	VOTE %		Election Day	Early Voting	Ballots By Mail	Provisional	Limited Ballot
For	495	86.84%	<div><div></div></div>	297	189	9	0	0
Against	75	13.16%	<div><div></div></div>	53	22	0	0	0
Total Votes Cast	570	100.00%	<div><div></div></div>	350	211	9	0	0
Overvotes	0			0	0	0	0	0
Undervotes	12			4	8	0	0	0
Contest Totals	582			354	219	9	0	0

### Proposition 7 – State of Texas

Vote For 1

	TOTAL	VOTE %		Election Day	Early Voting	Ballots By Mail	Provisional	Limited Ballot
For	356	62.46%	<div><div></div></div>	219	131	6	0	0
Against	214	37.54%	<div><div></div></div>	129	82	3	0	0
Total Votes Cast	570	100.00%	<div><div></div></div>	348	213	9	0	0
Overvotes	0			0	0	0	0	0
Undervotes	12			6	6	0	0	0
Contest Totals	582			354	219	9	0	0

### Proposition 8 – State of Texas

Vote For 1

	TOTAL	VOTE %		Election Day	Early Voting	Ballots By Mail	Provisional	Limited Ballot
For	436	76.76%	<div><div></div></div>	264	165	7	0	0
Against	132	23.24%	<div><div></div></div>	84	48	0	0	0
Total Votes Cast	568	100.00%	<div><div></div></div>	348	213	7	0	0
Overvotes	0			0	0	0	0	0
Undervotes	14			6	6	2	0	0
Contest Totals	582			354	219	9	0	0

## PCT 048

### Proposition 9 – State of Texas

Vote For 1

	TOTAL	VOTE %		Election Day	Early Voting	Ballots By Mail	Provisional	Limited Ballot
For	472	82.23%	<div><div></div></div>	277	187	8	0	0
Against	102	17.77%	<div><div></div></div>	72	29	1	0	0
Total Votes Cast	574	100.00%	<div><div></div></div>	349	216	9	0	0
Overvotes	0			0	0	0	0	0
Undervotes	8			5	3	0	0	0
Contest Totals	582			354	219	9	0	0

### Proposition 10 – State of Texas

Vote For 1

	TOTAL	VOTE %		Election Day	Early Voting	Ballots By Mail	Provisional	Limited Ballot
For	270	48.39%	<div><div></div></div>	161	102	7	0	0
Against	288	51.61%	<div><div></div></div>	183	105	0	0	0
Total Votes Cast	558	100.00%	<div><div></div></div>	344	207	7	0	0
Overvotes	0			0	0	0	0	0
Undervotes	24			10	12	2	0	0
Contest Totals	582			354	219	9	0	0

### Proposition 11 – State of Texas

Vote For 1

	TOTAL	VOTE %		Election Day	Early Voting	Ballots By Mail	Provisional	Limited Ballot
For	383	72.13%	<div><div></div></div>	231	147	5	0	0
Against	148	27.87%	<div><div></div></div>	94	53	1	0	0
Total Votes Cast	531	100.00%	<div><div></div></div>	325	200	6	0	0
Overvotes	0			0	0	0	0	0
Undervotes	51			29	19	3	0	0
Contest Totals	582			354	219	9	0	0

### Proposition 12 – State of Texas




Vote For 1

	TOTAL	VOTE %		Election Day	Early Voting	Ballots By Mail	Provisional	Limited Ballot
For	255	50.40%	<div><div></div></div>	149	101	5	0	0
Against	251	49.60%	<div><div></div></div>	160	89	2	0	0
Total Votes Cast	506	100.00%	<div><div></div></div>	309	190	7	0	0
Overvotes	0			0	0	0	0	0
Undervotes	76			45	29	2	0	0
Contest Totals	582			354	219	9	0	0

## PCT 048




### Proposition 13 – State of Texas

Vote For 1

	TOTAL	VOTE %		Election Day	Early Voting	Ballots By Mail	Provision al	Limited Ballot
For	219	38.62%		121	96	2	0	0
Against	348	61.38%		225	116	7	0	0
Total Votes Cast	567	100.00%		346	212	9	0	0
Overvotes	0			0	0	0	0	0
Undervotes	15			8	7	0	0	0
Contest Totals	582			354	219	9	0	0




### Proposition 14 – State of Texas

Vote For 1

	TOTAL	VOTE %		Election Day	Early Voting	Ballots By Mail	Provision al	Limited Ballot
For	458	80.92%		272	177	9	0	0
Against	108	19.08%		73	35	0	0	0
Total Votes Cast	566	100.00%		345	212	9	0	0
Overvotes	0			0	0	0	0	0
Undervotes	16			9	7	0	0	0
Contest Totals	582			354	219	9	0	0




### Proposition A – Collin County

Vote For 1

	TOTAL	VOTE %		Election Day	Early Voting	Ballots By Mail	Provision al	Limited Ballot
For	319	57.07%		183	130	6	0	0
Against	240	42.93%		161	78	1	0	0
Total Votes Cast	559	100.00%		344	208	7	0	0
Overvotes	0			0	0	0	0	0
Undervotes	23			10	11	2	0	0
Contest Totals	582			354	219	9	0	0

### Proposition B – Collin County

Vote For 1

	TOTAL	VOTE %		Election Day	Early Voting	Ballots By Mail	Provision al	Limited Ballot
For	387	69.11%		236	144	7	0	0
Against	173	30.89%		109	64	0	0	0
Total Votes Cast	560	100.00%		345	208	7	0	0
Overvotes	0			0	0	0	0	0
Undervotes	22			9	11	2	0	0
Contest Totals	582			354	219	9	0	0

## PCT 048

### Proposition C – Collin County

Vote For 1

	TOTAL	VOTE %		Election Day	Early Voting	Ballots By Mail	Provisional	Limited Ballot
For	342	62.07%	<div><div></div></div>	194	142	6	0	0
Against	209	37.93%	<div><div></div></div>	144	64	1	0	0
Total Votes Cast	551	100.00%	<div><div></div></div>	338	206	7	0	0
Overvotes	0			0	0	0	0	0
Undervotes	31			16	13	2	0	0
Contest Totals	582			354	219	9	0	0

### Proposition D – Collin County

Vote For 1

	TOTAL	VOTE %		Election Day	Early Voting	Ballots By Mail	Provisional	Limited Ballot
For	396	70.71%	<div><div></div></div>	241	149	6	0	0
Against	164	29.29%	<div><div></div></div>	104	59	1	0	0
Total Votes Cast	560	100.00%	<div><div></div></div>	345	208	7	0	0
Overvotes	0			0	0	0	0	0
Undervotes	22			9	11	2	0	0
Contest Totals	582			354	219	9	0	0

### Proposition E – Collin County

Vote For 1

	TOTAL	VOTE %		Election Day	Early Voting	Ballots By Mail	Provisional	Limited Ballot
For	456	81.14%	<div><div></div></div>	274	173	9	0	0
Against	106	18.86%	<div><div></div></div>	72	34	0	0	0
Total Votes Cast	562	100.00%	<div><div></div></div>	346	207	9	0	0
Overvotes	0			0	0	0	0	0
Undervotes	20			8	12	0	0	0
Contest Totals	582			354	219	9	0	0



## PCT 049

### Proposition 1 – State of Texas

Vote For 1

	TOTAL	VOTE %		Election Day	Early Voting	Ballots By Mail	Provision al	Limited Ballot
For	311	71.00%	<div><div></div></div>	128	176	7	0	0
Against	127	29.00%	<div><div></div></div>	70	53	4	0	0
Total Votes Cast	438	100.00%	<div><div></div></div>	198	229	11	0	0
Overvotes	0			0	0	0	0	0
Undervotes	13			5	7	1	0	0
Contest Totals	451			203	236	12	0	0

### Proposition 2 – State of Texas

Vote For 1

	TOTAL	VOTE %		Election Day	Early Voting	Ballots By Mail	Provision al	Limited Ballot
For	287	65.53%	<div><div></div></div>	125	152	10	0	0
Against	151	34.47%	<div><div></div></div>	72	78	1	0	0
Total Votes Cast	438	100.00%	<div><div></div></div>	197	230	11	0	0
Overvotes	0			0	0	0	0	0
Undervotes	13			6	6	1	0	0
Contest Totals	451			203	236	12	0	0

### Proposition 3 – State of Texas

Vote For 1

	TOTAL	VOTE %		Election Day	Early Voting	Ballots By Mail	Provision al	Limited Ballot
For	277	63.39%	<div><div></div></div>	114	156	7	0	0
Against	160	36.61%	<div><div></div></div>	85	72	3	0	0
Total Votes Cast	437	100.00%	<div><div></div></div>	199	228	10	0	0
Overvotes	0			0	0	0	0	0
Undervotes	14			4	8	2	0	0
Contest Totals	451			203	236	12	0	0

### Proposition 4 – State of Texas

Vote For 1

	TOTAL	VOTE %		Election Day	Early Voting	Ballots By Mail	Provision al	Limited Ballot
For	364	82.35%	<div><div></div></div>	154	202	8	0	0
Against	78	17.65%	<div><div></div></div>	46	30	2	0	0
Total Votes Cast	442	100.00%	<div><div></div></div>	200	232	10	0	0
Overvotes	0			0	0	0	0	0
Undervotes	9			3	4	2	0	0
Contest Totals	451			203	236	12	0	0

## PCT 049

### Proposition 5 – State of Texas

Vote For 1

	TOTAL	VOTE %		Election Day	Early Voting	Ballots By Mail	Provisional	Limited Ballot
For	296	67.58%	<div><div></div></div>	137	150	9	0	0
Against	142	32.42%	<div><div></div></div>	63	77	2	0	0
Total Votes Cast	438	100.00%	<div><div></div></div>	200	227	11	0	0
Overvotes	0			0	0	0	0	0
Undervotes	13			3	9	1	0	0
Contest Totals	451			203	236	12	0	0

### Proposition 6 – State of Texas

Vote For 1

	TOTAL	VOTE %		Election Day	Early Voting	Ballots By Mail	Provisional	Limited Ballot
For	358	81.36%	<div><div></div></div>	157	192	9	0	0
Against	82	18.64%	<div><div></div></div>	45	36	1	0	0
Total Votes Cast	440	100.00%	<div><div></div></div>	202	228	10	0	0
Overvotes	0			0	0	0	0	0
Undervotes	11			1	8	2	0	0
Contest Totals	451			203	236	12	0	0

### Proposition 7 – State of Texas

Vote For 1

	TOTAL	VOTE %		Election Day	Early Voting	Ballots By Mail	Provisional	Limited Ballot
For	276	62.30%	<div><div></div></div>	116	155	5	0	0
Against	167	37.70%	<div><div></div></div>	86	76	5	0	0
Total Votes Cast	443	100.00%	<div><div></div></div>	202	231	10	0	0
Overvotes	0			0	0	0	0	0
Undervotes	8			1	5	2	0	0
Contest Totals	451			203	236	12	0	0

### Proposition 8 – State of Texas

Vote For 1

	TOTAL	VOTE %		Election Day	Early Voting	Ballots By Mail	Provisional	Limited Ballot
For	312	71.23%	<div><div></div></div>	141	163	8	0	0
Against	126	28.77%	<div><div></div></div>	57	67	2	0	0
Total Votes Cast	438	100.00%	<div><div></div></div>	198	230	10	0	0
Overvotes	0			0	0	0	0	0
Undervotes	13			5	6	2	0	0
Contest Totals	451			203	236	12	0	0

## PCT 049

### Proposition 9 – State of Texas

Vote For 1

	TOTAL	VOTE %		Election Day	Early Voting	Ballots By Mail	Provisional	Limited Ballot
For	396	89.80%	<div><div></div></div>	179	206	11	0	0
Against	45	10.20%	<div><div></div></div>	21	24	0	0	0
Total Votes Cast	441	100.00%	<div><div></div></div>	200	230	11	0	0
Overvotes	0			0	0	0	0	0
Undervotes	10			3	6	1	0	0
Contest Totals	451			203	236	12	0	0

### Proposition 10 – State of Texas

Vote For 1

	TOTAL	VOTE %		Election Day	Early Voting	Ballots By Mail	Provisional	Limited Ballot
For	202	47.20%	<div><div></div></div>	81	117	4	0	0
Against	226	52.80%	<div><div></div></div>	112	108	6	0	0
Total Votes Cast	428	100.00%	<div><div></div></div>	193	225	10	0	0
Overvotes	0			0	0	0	0	0
Undervotes	23			10	11	2	0	0
Contest Totals	451			203	236	12	0	0

### Proposition 11 – State of Texas

Vote For 1

	TOTAL	VOTE %		Election Day	Early Voting	Ballots By Mail	Provisional	Limited Ballot
For	286	68.42%	<div><div></div></div>	135	142	9	0	0
Against	132	31.58%	<div><div></div></div>	57	73	2	0	0
Total Votes Cast	418	100.00%	<div><div></div></div>	192	215	11	0	0
Overvotes	0			0	0	0	0	0
Undervotes	33			11	21	1	0	0
Contest Totals	451			203	236	12	0	0

### Proposition 12 – State of Texas

Vote For 1

	TOTAL	VOTE %		Election Day	Early Voting	Ballots By Mail	Provisional	Limited Ballot
For	201	51.14%	<div><div></div></div>	75	122	4	0	0
Against	192	48.86%	<div><div></div></div>	100	86	6	0	0
Total Votes Cast	393	100.00%	<div><div></div></div>	175	208	10	0	0
Overvotes	0			0	0	0	0	0
Undervotes	58			28	28	2	0	0
Contest Totals	451			203	236	12	0	0

## PCT 049

### Proposition 13 – State of Texas

Vote For 1

	TOTAL	VOTE %		Election Day	Early Voting	Ballots By Mail	Provisional	Limited Ballot
For	150	34.56%	<div><div></div></div>	60	89	1	0	0
Against	284	65.44%	<div><div></div></div>	136	138	10	0	0
Total Votes Cast	434	100.00%	<div><div></div></div>	196	227	11	0	0
Overvotes	0			0	0	0	0	0
Undervotes	17			7	9	1	0	0
Contest Totals	451			203	236	12	0	0

### Proposition 14 – State of Texas

Vote For 1

	TOTAL	VOTE %		Election Day	Early Voting	Ballots By Mail	Provisional	Limited Ballot
For	339	77.57%	<div><div></div></div>	160	170	9	0	0
Against	98	22.43%	<div><div></div></div>	40	57	1	0	0
Total Votes Cast	437	100.00%	<div><div></div></div>	200	227	10	0	0
Overvotes	0			0	0	0	0	0
Undervotes	14			3	9	2	0	0
Contest Totals	451			203	236	12	0	0

### Proposition A – Collin County

Vote For 1

	TOTAL	VOTE %		Election Day	Early Voting	Ballots By Mail	Provisional	Limited Ballot
For	265	60.64%	<div><div></div></div>	110	145	10	0	0
Against	172	39.36%	<div><div></div></div>	85	86	1	0	0
Total Votes Cast	437	100.00%	<div><div></div></div>	195	231	11	0	0
Overvotes	0			0	0	0	0	0
Undervotes	14			8	5	1	0	0
Contest Totals	451			203	236	12	0	0

### Proposition B – Collin County

Vote For 1

	TOTAL	VOTE %		Election Day	Early Voting	Ballots By Mail	Provisional	Limited Ballot
For	296	67.89%	<div><div></div></div>	139	148	9	0	0
Against	140	32.11%	<div><div></div></div>	59	80	1	0	0
Total Votes Cast	436	100.00%	<div><div></div></div>	198	228	10	0	0
Overvotes	0			0	0	0	0	0
Undervotes	15			5	8	2	0	0
Contest Totals	451			203	236	12	0	0

## PCT 049

### Proposition C – Collin County

Vote For 1

	TOTAL	VOTE %		Election Day	Early Voting	Ballots By Mail	Provisional	Limited Ballot
For	271	62.30%	<div><div></div></div>	119	143	9	0	0
Against	164	37.70%	<div><div></div></div>	75	87	2	0	0
Total Votes Cast	435	100.00%	<div><div></div></div>	194	230	11	0	0
Overvotes	0			0	0	0	0	0
Undervotes	16			9	6	1	0	0
Contest Totals	451			203	236	12	0	0

### Proposition D – Collin County

Vote For 1

	TOTAL	VOTE %		Election Day	Early Voting	Ballots By Mail	Provisional	Limited Ballot
For	303	68.55%	<div><div></div></div>	143	152	8	0	0
Against	139	31.45%	<div><div></div></div>	58	79	2	0	0
Total Votes Cast	442	100.00%	<div><div></div></div>	201	231	10	0	0
Overvotes	0			0	0	0	0	0
Undervotes	9			2	5	2	0	0
Contest Totals	451			203	236	12	0	0

### Proposition E – Collin County

Vote For 1

	TOTAL	VOTE %		Election Day	Early Voting	Ballots By Mail	Provisional	Limited Ballot
For	341	77.50%	<div><div></div></div>	152	180	9	0	0
Against	99	22.50%	<div><div></div></div>	47	50	2	0	0
Total Votes Cast	440	100.00%	<div><div></div></div>	199	230	11	0	0
Overvotes	0			0	0	0	0	0
Undervotes	11			4	6	1	0	0
Contest Totals	451			203	236	12	0	0

## PCT 050

### Proposition 1 – State of Texas

Vote For 1

	TOTAL	VOTE %		Election Day	Early Voting	Ballots By Mail	Provision al	Limited Ballot
For	163	70.56%	<div><div></div></div>	100	62	1	0	0
Against	68	29.44%	<div><div></div></div>	47	19	2	0	0
Total Votes Cast	231	100.00%	<div><div></div></div>	147	81	3	0	0
Overvotes	0			0	0	0	0	0
Undervotes	7			4	3	0	0	0
Contest Totals	238			151	84	3	0	0

### Proposition 2 – State of Texas

Vote For 1

	TOTAL	VOTE %		Election Day	Early Voting	Ballots By Mail	Provision al	Limited Ballot
For	163	69.96%	<div><div></div></div>	103	57	3	0	0
Against	70	30.04%	<div><div></div></div>	45	25	0	0	0
Total Votes Cast	233	100.00%	<div><div></div></div>	148	82	3	0	0
Overvotes	0			0	0	0	0	0
Undervotes	5			3	2	0	0	0
Contest Totals	238			151	84	3	0	0

### Proposition 3 – State of Texas

Vote For 1

	TOTAL	VOTE %		Election Day	Early Voting	Ballots By Mail	Provision al	Limited Ballot
For	127	54.74%	<div><div></div></div>	74	51	2	0	0
Against	105	45.26%	<div><div></div></div>	73	31	1	0	0
Total Votes Cast	232	100.00%	<div><div></div></div>	147	82	3	0	0
Overvotes	0			0	0	0	0	0
Undervotes	6			4	2	0	0	0
Contest Totals	238			151	84	3	0	0

### Proposition 4 – State of Texas

Vote For 1

	TOTAL	VOTE %		Election Day	Early Voting	Ballots By Mail	Provision al	Limited Ballot
For	180	76.92%	<div><div></div></div>	109	68	3	0	0
Against	54	23.08%	<div><div></div></div>	39	15	0	0	0
Total Votes Cast	234	100.00%	<div><div></div></div>	148	83	3	0	0
Overvotes	0			0	0	0	0	0
Undervotes	4			3	1	0	0	0
Contest Totals	238			151	84	3	0	0

## PCT 050

### Proposition 5 – State of Texas

Vote For 1

	TOTAL	VOTE %		Election Day	Early Voting	Ballots By Mail	Provision al	Limited Ballot
For	158	68.10%	<div><div></div></div>	106	51	1	0	0
Against	74	31.90%	<div><div></div></div>	41	31	2	0	0
Total Votes Cast	232	100.00%	<div><div></div></div>	147	82	3	0	0
Overvotes	0			0	0	0	0	0
Undervotes	6			4	2	0	0	0
Contest Totals	238			151	84	3	0	0

### Proposition 6 – State of Texas

Vote For 1

	TOTAL	VOTE %		Election Day	Early Voting	Ballots By Mail	Provision al	Limited Ballot
For	185	80.09%	<div><div></div></div>	119	65	1	0	0
Against	46	19.91%	<div><div></div></div>	29	15	2	0	0
Total Votes Cast	231	100.00%	<div><div></div></div>	148	80	3	0	0
Overvotes	0			0	0	0	0	0
Undervotes	7			3	4	0	0	0
Contest Totals	238			151	84	3	0	0

### Proposition 7 – State of Texas

Vote For 1

	TOTAL	VOTE %		Election Day	Early Voting	Ballots By Mail	Provision al	Limited Ballot
For	152	64.96%	<div><div></div></div>	95	55	2	0	0
Against	82	35.04%	<div><div></div></div>	53	28	1	0	0
Total Votes Cast	234	100.00%	<div><div></div></div>	148	83	3	0	0
Overvotes	0			0	0	0	0	0
Undervotes	4			3	1	0	0	0
Contest Totals	238			151	84	3	0	0

### Proposition 8 – State of Texas

Vote For 1

	TOTAL	VOTE %		Election Day	Early Voting	Ballots By Mail	Provision al	Limited Ballot
For	168	72.41%	<div><div></div></div>	110	55	3	0	0
Against	64	27.59%	<div><div></div></div>	37	27	0	0	0
Total Votes Cast	232	100.00%	<div><div></div></div>	147	82	3	0	0
Overvotes	0			0	0	0	0	0
Undervotes	6			4	2	0	0	0
Contest Totals	238			151	84	3	0	0

## PCT 050

### Proposition 9 – State of Texas

Vote For 1

	TOTAL	VOTE %		Election Day	Early Voting	Ballots By Mail	Provisional	Limited Ballot
For	190	80.17%	<div><div></div></div>	131	56	3	0	0
Against	47	19.83%	<div><div></div></div>	20	27	0	0	0
Total Votes Cast	237	100.00%	<div><div></div></div>	151	83	3	0	0
Overvotes	0			0	0	0	0	0
Undervotes	1			0	1	0	0	0
Contest Totals	238			151	84	3	0	0

### Proposition 10 – State of Texas

Vote For 1

	TOTAL	VOTE %		Election Day	Early Voting	Ballots By Mail	Provisional	Limited Ballot
For	136	58.12%	<div><div></div></div>	84	49	3	0	0
Against	98	41.88%	<div><div></div></div>	65	33	0	0	0
Total Votes Cast	234	100.00%	<div><div></div></div>	149	82	3	0	0
Overvotes	0			0	0	0	0	0
Undervotes	4			2	2	0	0	0
Contest Totals	238			151	84	3	0	0

### Proposition 11 – State of Texas

Vote For 1

	TOTAL	VOTE %		Election Day	Early Voting	Ballots By Mail	Provisional	Limited Ballot
For	159	71.30%	<div><div></div></div>	104	52	3	0	0
Against	64	28.70%	<div><div></div></div>	41	23	0	0	0
Total Votes Cast	223	100.00%	<div><div></div></div>	145	75	3	0	0
Overvotes	0			0	0	0	0	0
Undervotes	15			6	9	0	0	0
Contest Totals	238			151	84	3	0	0

### Proposition 12 – State of Texas

Vote For 1

	TOTAL	VOTE %		Election Day	Early Voting	Ballots By Mail	Provisional	Limited Ballot
For	97	45.12%	<div><div></div></div>	62	32	3	0	0
Against	118	54.88%	<div><div></div></div>	77	41	0	0	0
Total Votes Cast	215	100.00%	<div><div></div></div>	139	73	3	0	0
Overvotes	0			0	0	0	0	0
Undervotes	23			12	11	0	0	0
Contest Totals	238			151	84	3	0	0



## PCT 050

### Proposition 13 – State of Texas

Vote For 1

	TOTAL	VOTE %		Election Day	Early Voting	Ballots By Mail	Provisional	Limited Ballot
For	74	32.17%	<div><div></div></div>	48	26	0	0	0
Against	156	67.83%	<div><div></div></div>	102	51	3	0	0
Total Votes Cast	230	100.00%	<div><div></div></div>	150	77	3	0	0
Overvotes	0			0	0	0	0	0
Undervotes	8			1	7	0	0	0
Contest Totals	238			151	84	3	0	0

### Proposition 14 – State of Texas

Vote For 1

	TOTAL	VOTE %		Election Day	Early Voting	Ballots By Mail	Provisional	Limited Ballot
For	177	77.97%	<div><div></div></div>	117	57	3	0	0
Against	50	22.03%	<div><div></div></div>	29	21	0	0	0
Total Votes Cast	227	100.00%	<div><div></div></div>	146	78	3	0	0
Overvotes	0			0	0	0	0	0
Undervotes	11			5	6	0	0	0
Contest Totals	238			151	84	3	0	0

### Proposition A – Collin County

Vote For 1

	TOTAL	VOTE %		Election Day	Early Voting	Ballots By Mail	Provisional	Limited Ballot
For	123	53.71%	<div><div></div></div>	82	41	0	0	0
Against	106	46.29%	<div><div></div></div>	64	39	3	0	0
Total Votes Cast	229	100.00%	<div><div></div></div>	146	80	3	0	0
Overvotes	0			0	0	0	0	0
Undervotes	9			5	4	0	0	0
Contest Totals	238			151	84	3	0	0

### Proposition B – Collin County

Vote For 1

	TOTAL	VOTE %		Election Day	Early Voting	Ballots By Mail	Provisional	Limited Ballot
For	149	63.68%	<div><div></div></div>	95	51	3	0	0
Against	85	36.32%	<div><div></div></div>	54	31	0	0	0
Total Votes Cast	234	100.00%	<div><div></div></div>	149	82	3	0	0
Overvotes	0			0	0	0	0	0
Undervotes	4			2	2	0	0	0
Contest Totals	238			151	84	3	0	0

## PCT 050

### Proposition C – Collin County

Vote For 1

	TOTAL	VOTE %		Election Day	Early Voting	Ballots By Mail	Provisional	Limited Ballot
For	147	64.47%	<div><div></div></div>	97	48	2	0	0
Against	81	35.53%	<div><div></div></div>	49	31	1	0	0
Total Votes Cast	228	100.00%	<div><div></div></div>	146	79	3	0	0
Overvotes	0			0	0	0	0	0
Undervotes	10			5	5	0	0	0
Contest Totals	238			151	84	3	0	0

### Proposition D – Collin County

Vote For 1

	TOTAL	VOTE %		Election Day	Early Voting	Ballots By Mail	Provisional	Limited Ballot
For	155	67.10%	<div><div></div></div>	105	49	1	0	0
Against	76	32.90%	<div><div></div></div>	44	30	2	0	0
Total Votes Cast	231	100.00%	<div><div></div></div>	149	79	3	0	0
Overvotes	0			0	0	0	0	0
Undervotes	7			2	5	0	0	0
Contest Totals	238			151	84	3	0	0

### Proposition E – Collin County

Vote For 1

	TOTAL	VOTE %		Election Day	Early Voting	Ballots By Mail	Provisional	Limited Ballot
For	175	75.76%	<div><div></div></div>	110	62	3	0	0
Against	56	24.24%	<div><div></div></div>	38	18	0	0	0
Total Votes Cast	231	100.00%	<div><div></div></div>	148	80	3	0	0
Overvotes	0			0	0	0	0	0
Undervotes	7			3	4	0	0	0
Contest Totals	238			151	84	3	0	0

### Proposition A – City of Allen

Vote For 1

	TOTAL	VOTE %		Election Day	Early Voting	Ballots By Mail	Provisional	Limited Ballot
For	0			0	0	0	0	0
Against	0			0	0	0	0	0
Total Votes Cast	0			0	0	0	0	0
Overvotes	0			0	0	0	0	0
Undervotes	0			0	0	0	0	0
Contest Totals	0			0	0	0	0	0

## PCT 050

### Proposition B – City of Allen

Vote For 1

	TOTAL	VOTE %	Election Day	Early Voting	Ballots By Mail	Provision al	Limited Ballot
For	0		0	0	0	0	0
Against	0		0	0	0	0	0
Total Votes Cast	0		0	0	0	0	0
Overvotes	0		0	0	0	0	0
Undervotes	0		0	0	0	0	0
Contest Totals	0		0	0	0	0	0

### Proposition C – City of Allen

Vote For 1

	TOTAL	VOTE %	Election Day	Early Voting	Ballots By Mail	Provision al	Limited Ballot
For	0		0	0	0	0	0
Against	0		0	0	0	0	0
Total Votes Cast	0		0	0	0	0	0
Overvotes	0		0	0	0	0	0
Undervotes	0		0	0	0	0	0
Contest Totals	0		0	0	0	0	0

### Proposition D – City of Allen

Vote For 1

	TOTAL	VOTE %	Election Day	Early Voting	Ballots By Mail	Provision al	Limited Ballot
For	0		0	0	0	0	0
Against	0		0	0	0	0	0
Total Votes Cast	0		0	0	0	0	0
Overvotes	0		0	0	0	0	0
Undervotes	0		0	0	0	0	0
Contest Totals	0		0	0	0	0	0

### Proposition E – City of Allen

Vote For 1

	TOTAL	VOTE %	Election Day	Early Voting	Ballots By Mail	Provision al	Limited Ballot
For	0		0	0	0	0	0
Against	0		0	0	0	0	0
Total Votes Cast	0		0	0	0	0	0
Overvotes	0		0	0	0	0	0
Undervotes	0		0	0	0	0	0
Contest Totals	0		0	0	0	0	0

## PCT 051

### Proposition 1 – State of Texas

Vote For 1

	TOTAL	VOTE %		Election Day	Early Voting	Ballots By Mail	Provision al	Limited Ballot
For	113	77.93%	<div><div></div></div>	67	45	1	0	0
Against	32	22.07%	<div><div></div></div>	20	12	0	0	0
Total Votes Cast	145	100.00%	<div><div></div></div>	87	57	1	0	0
Overvotes	0			0	0	0	0	0
Undervotes	2			2	0	0	0	0
Contest Totals	147			89	57	1	0	0

### Proposition 2 – State of Texas

Vote For 1

	TOTAL	VOTE %		Election Day	Early Voting	Ballots By Mail	Provision al	Limited Ballot
For	104	70.75%	<div><div></div></div>	63	41	0	0	0
Against	43	29.25%	<div><div></div></div>	26	16	1	0	0
Total Votes Cast	147	100.00%	<div><div></div></div>	89	57	1	0	0
Overvotes	0			0	0	0	0	0
Undervotes	0			0	0	0	0	0
Contest Totals	147			89	57	1	0	0

### Proposition 3 – State of Texas

Vote For 1

	TOTAL	VOTE %		Election Day	Early Voting	Ballots By Mail	Provision al	Limited Ballot
For	84	57.93%	<div><div></div></div>	41	42	1	0	0
Against	61	42.07%	<div><div></div></div>	46	15	0	0	0
Total Votes Cast	145	100.00%	<div><div></div></div>	87	57	1	0	0
Overvotes	0			0	0	0	0	0
Undervotes	2			2	0	0	0	0
Contest Totals	147			89	57	1	0	0

### Proposition 4 – State of Texas

Vote For 1

	TOTAL	VOTE %		Election Day	Early Voting	Ballots By Mail	Provision al	Limited Ballot
For	116	79.45%	<div><div></div></div>	63	52	1	0	0
Against	30	20.55%	<div><div></div></div>	25	5	0	0	0
Total Votes Cast	146	100.00%	<div><div></div></div>	88	57	1	0	0
Overvotes	0			0	0	0	0	0
Undervotes	1			1	0	0	0	0
Contest Totals	147			89	57	1	0	0

## PCT 051

### Proposition 5 – State of Texas

Vote For 1

	TOTAL	VOTE %		Election Day	Early Voting	Ballots By Mail	Provisional	Limited Ballot
For	106	74.65%	<div><div></div></div>	65	40	1	0	0
Against	36	25.35%	<div><div></div></div>	21	15	0	0	0
Total Votes Cast	142	100.00%	<div><div></div></div>	86	55	1	0	0
Overvotes	0			0	0	0	0	0
Undervotes	5			3	2	0	0	0
Contest Totals	147			89	57	1	0	0

### Proposition 6 – State of Texas

Vote For 1

	TOTAL	VOTE %		Election Day	Early Voting	Ballots By Mail	Provisional	Limited Ballot
For	123	84.25%	<div><div></div></div>	79	44	0	0	0
Against	23	15.75%	<div><div></div></div>	9	13	1	0	0
Total Votes Cast	146	100.00%	<div><div></div></div>	88	57	1	0	0
Overvotes	0			0	0	0	0	0
Undervotes	1			1	0	0	0	0
Contest Totals	147			89	57	1	0	0

### Proposition 7 – State of Texas

Vote For 1

	TOTAL	VOTE %		Election Day	Early Voting	Ballots By Mail	Provisional	Limited Ballot
For	88	60.27%	<div><div></div></div>	51	36	1	0	0
Against	58	39.73%	<div><div></div></div>	37	21	0	0	0
Total Votes Cast	146	100.00%	<div><div></div></div>	88	57	1	0	0
Overvotes	0			0	0	0	0	0
Undervotes	1			1	0	0	0	0
Contest Totals	147			89	57	1	0	0

### Proposition 8 – State of Texas

Vote For 1

	TOTAL	VOTE %		Election Day	Early Voting	Ballots By Mail	Provisional	Limited Ballot
For	114	79.72%	<div><div></div></div>	65	48	1	0	0
Against	29	20.28%	<div><div></div></div>	21	8	0	0	0
Total Votes Cast	143	100.00%	<div><div></div></div>	86	56	1	0	0
Overvotes	0			0	0	0	0	0
Undervotes	4			3	1	0	0	0
Contest Totals	147			89	57	1	0	0

## PCT 051

### Proposition 9 – State of Texas

Vote For 1

	TOTAL	VOTE %		Election Day	Early Voting	Ballots By Mail	Provisional	Limited Ballot
For	123	84.83%	<div><div></div></div>	75	47	1	0	0
Against	22	15.17%	<div><div></div></div>	13	9	0	0	0
Total Votes Cast	145	100.00%	<div><div></div></div>	88	56	1	0	0
Overvotes	0			0	0	0	0	0
Undervotes	2			1	1	0	0	0
Contest Totals	147			89	57	1	0	0

### Proposition 10 – State of Texas

Vote For 1

	TOTAL	VOTE %		Election Day	Early Voting	Ballots By Mail	Provisional	Limited Ballot
For	74	51.39%	<div><div></div></div>	37	36	1	0	0
Against	70	48.61%	<div><div></div></div>	49	21	0	0	0
Total Votes Cast	144	100.00%	<div><div></div></div>	86	57	1	0	0
Overvotes	0			0	0	0	0	0
Undervotes	3			3	0	0	0	0
Contest Totals	147			89	57	1	0	0

### Proposition 11 – State of Texas

Vote For 1

	TOTAL	VOTE %		Election Day	Early Voting	Ballots By Mail	Provisional	Limited Ballot
For	100	72.99%	<div><div></div></div>	55	45	0	0	0
Against	37	27.01%	<div><div></div></div>	27	9	1	0	0
Total Votes Cast	137	100.00%	<div><div></div></div>	82	54	1	0	0
Overvotes	0			0	0	0	0	0
Undervotes	10			7	3	0	0	0
Contest Totals	147			89	57	1	0	0

### Proposition 12 – State of Texas

Vote For 1

	TOTAL	VOTE %		Election Day	Early Voting	Ballots By Mail	Provisional	Limited Ballot
For	64	48.12%	<div><div></div></div>	30	34	0	0	0
Against	69	51.88%	<div><div></div></div>	48	20	1	0	0
Total Votes Cast	133	100.00%	<div><div></div></div>	78	54	1	0	0
Overvotes	0			0	0	0	0	0
Undervotes	14			11	3	0	0	0
Contest Totals	147			89	57	1	0	0

## PCT 051

### Proposition 13 – State of Texas

Vote For 1

	TOTAL	VOTE %		Election Day	Early Voting	Ballots By Mail	Provisional	Limited Ballot
For	48	34.29%	<div><div></div></div>	19	29	0	0	0
Against	92	65.71%	<div><div></div></div>	65	26	1	0	0
Total Votes Cast	140	100.00%	<div><div></div></div>	84	55	1	0	0
Overvotes	0			0	0	0	0	0
Undervotes	7			5	2	0	0	0
Contest Totals	147			89	57	1	0	0

### Proposition 14 – State of Texas

Vote For 1

	TOTAL	VOTE %		Election Day	Early Voting	Ballots By Mail	Provisional	Limited Ballot
For	123	85.42%	<div><div></div></div>	73	49	1	0	0
Against	21	14.58%	<div><div></div></div>	13	8	0	0	0
Total Votes Cast	144	100.00%	<div><div></div></div>	86	57	1	0	0
Overvotes	0			0	0	0	0	0
Undervotes	3			3	0	0	0	0
Contest Totals	147			89	57	1	0	0

### Proposition A – Collin County

Vote For 1

	TOTAL	VOTE %		Election Day	Early Voting	Ballots By Mail	Provisional	Limited Ballot
For	81	56.25%	<div><div></div></div>	43	38	0	0	0
Against	63	43.75%	<div><div></div></div>	44	18	1	0	0
Total Votes Cast	144	100.00%	<div><div></div></div>	87	56	1	0	0
Overvotes	0			0	0	0	0	0
Undervotes	3			2	1	0	0	0
Contest Totals	147			89	57	1	0	0

### Proposition B – Collin County

Vote For 1

	TOTAL	VOTE %		Election Day	Early Voting	Ballots By Mail	Provisional	Limited Ballot
For	104	73.24%	<div><div></div></div>	61	42	1	0	0
Against	38	26.76%	<div><div></div></div>	26	12	0	0	0
Total Votes Cast	142	100.00%	<div><div></div></div>	87	54	1	0	0
Overvotes	0			0	0	0	0	0
Undervotes	5			2	3	0	0	0
Contest Totals	147			89	57	1	0	0

## PCT 051

### Proposition C – Collin County

Vote For 1

	TOTAL	VOTE %		Election Day	Early Voting	Ballots By Mail	Provisional	Limited Ballot
For	84	59.15%	<div><div></div></div>	50	33	1	0	0
Against	58	40.85%	<div><div></div></div>	37	21	0	0	0
Total Votes Cast	142	100.00%	<div><div></div></div>	87	54	1	0	0
Overvotes	0			0	0	0	0	0
Undervotes	5			2	3	0	0	0
Contest Totals	147			89	57	1	0	0

### Proposition D – Collin County

Vote For 1

	TOTAL	VOTE %		Election Day	Early Voting	Ballots By Mail	Provisional	Limited Ballot
For	98	68.06%	<div><div></div></div>	64	34	0	0	0
Against	46	31.94%	<div><div></div></div>	24	21	1	0	0
Total Votes Cast	144	100.00%	<div><div></div></div>	88	55	1	0	0
Overvotes	0			0	0	0	0	0
Undervotes	3			1	2	0	0	0
Contest Totals	147			89	57	1	0	0

### Proposition E – Collin County

Vote For 1

	TOTAL	VOTE %		Election Day	Early Voting	Ballots By Mail	Provisional	Limited Ballot
For	109	75.69%	<div><div></div></div>	62	46	1	0	0
Against	35	24.31%	<div><div></div></div>	25	10	0	0	0
Total Votes Cast	144	100.00%	<div><div></div></div>	87	56	1	0	0
Overvotes	0			0	0	0	0	0
Undervotes	3			2	1	0	0	0
Contest Totals	147			89	57	1	0	0



## PCT 052

### Proposition 1 – State of Texas

Vote For 1

	TOTAL	VOTE %		Election Day	Early Voting	Ballots By Mail	Provision al	Limited Ballot
For	305	65.59%	<div><div></div></div>	209	93	3	0	0
Against	160	34.41%	<div><div></div></div>	128	31	1	0	0
Total Votes Cast	465	100.00%	<div><div></div></div>	337	124	4	0	0
Overvotes	0			0	0	0	0	0
Undervotes	25			20	5	0	0	0
Contest Totals	490			357	129	4	0	0

### Proposition 2 – State of Texas

Vote For 1

	TOTAL	VOTE %		Election Day	Early Voting	Ballots By Mail	Provision al	Limited Ballot
For	327	70.78%	<div><div></div></div>	242	81	4	0	0
Against	135	29.22%	<div><div></div></div>	92	43	0	0	0
Total Votes Cast	462	100.00%	<div><div></div></div>	334	124	4	0	0
Overvotes	0			0	0	0	0	0
Undervotes	28			23	5	0	0	0
Contest Totals	490			357	129	4	0	0

### Proposition 3 – State of Texas

Vote For 1

	TOTAL	VOTE %		Election Day	Early Voting	Ballots By Mail	Provision al	Limited Ballot
For	232	50.43%	<div><div></div></div>	147	82	3	0	0
Against	228	49.57%	<div><div></div></div>	186	41	1	0	0
Total Votes Cast	460	100.00%	<div><div></div></div>	333	123	4	0	0
Overvotes	0			0	0	0	0	0
Undervotes	30			24	6	0	0	0
Contest Totals	490			357	129	4	0	0

### Proposition 4 – State of Texas

Vote For 1

	TOTAL	VOTE %		Election Day	Early Voting	Ballots By Mail	Provision al	Limited Ballot
For	364	78.28%	<div><div></div></div>	253	108	3	0	0
Against	101	21.72%	<div><div></div></div>	82	18	1	0	0
Total Votes Cast	465	100.00%	<div><div></div></div>	335	126	4	0	0
Overvotes	0			0	0	0	0	0
Undervotes	25			22	3	0	0	0
Contest Totals	490			357	129	4	0	0

## PCT 052

### Proposition 5 – State of Texas

Vote For 1

	TOTAL	VOTE %		Election Day	Early Voting	Ballots By Mail	Provisional	Limited Ballot
For	346	74.73%	<div><div></div></div>	261	84	1	0	0
Against	117	25.27%	<div><div></div></div>	77	37	3	0	0
Total Votes Cast	463	100.00%	<div><div></div></div>	338	121	4	0	0
Overvotes	0			0	0	0	0	0
Undervotes	27			19	8	0	0	0
Contest Totals	490			357	129	4	0	0

### Proposition 6 – State of Texas

Vote For 1

	TOTAL	VOTE %		Election Day	Early Voting	Ballots By Mail	Provisional	Limited Ballot
For	390	82.98%	<div><div></div></div>	290	97	3	0	0
Against	80	17.02%	<div><div></div></div>	51	28	1	0	0
Total Votes Cast	470	100.00%	<div><div></div></div>	341	125	4	0	0
Overvotes	0			0	0	0	0	0
Undervotes	20			16	4	0	0	0
Contest Totals	490			357	129	4	0	0

### Proposition 7 – State of Texas

Vote For 1

	TOTAL	VOTE %		Election Day	Early Voting	Ballots By Mail	Provisional	Limited Ballot
For	280	60.34%	<div><div></div></div>	199	77	4	0	0
Against	184	39.66%	<div><div></div></div>	139	45	0	0	0
Total Votes Cast	464	100.00%	<div><div></div></div>	338	122	4	0	0
Overvotes	0			0	0	0	0	0
Undervotes	26			19	7	0	0	0
Contest Totals	490			357	129	4	0	0

### Proposition 8 – State of Texas

Vote For 1

	TOTAL	VOTE %		Election Day	Early Voting	Ballots By Mail	Provisional	Limited Ballot
For	360	76.92%	<div><div></div></div>	274	83	3	0	0
Against	108	23.08%	<div><div></div></div>	67	40	1	0	0
Total Votes Cast	468	100.00%	<div><div></div></div>	341	123	4	0	0
Overvotes	0			0	0	0	0	0
Undervotes	22			16	6	0	0	0
Contest Totals	490			357	129	4	0	0

## PCT 052

### Proposition 9 – State of Texas

Vote For 1

	TOTAL	VOTE %		Election Day	Early Voting	Ballots By Mail	Provisional	Limited Ballot
For	403	86.67%	<div><div></div></div>	287	112	4	0	0
Against	62	13.33%	<div><div></div></div>	50	12	0	0	0
Total Votes Cast	465	100.00%	<div><div></div></div>	337	124	4	0	0
Overvotes	0			0	0	0	0	0
Undervotes	25			20	5	0	0	0
Contest Totals	490			357	129	4	0	0

### Proposition 10 – State of Texas

Vote For 1

	TOTAL	VOTE %		Election Day	Early Voting	Ballots By Mail	Provisional	Limited Ballot
For	209	45.73%	<div><div></div></div>	140	66	3	0	0
Against	248	54.27%	<div><div></div></div>	191	56	1	0	0
Total Votes Cast	457	100.00%	<div><div></div></div>	331	122	4	0	0
Overvotes	0			0	0	0	0	0
Undervotes	33			26	7	0	0	0
Contest Totals	490			357	129	4	0	0

### Proposition 11 – State of Texas

Vote For 1

	TOTAL	VOTE %		Election Day	Early Voting	Ballots By Mail	Provisional	Limited Ballot
For	294	65.77%	<div><div></div></div>	219	71	4	0	0
Against	153	34.23%	<div><div></div></div>	107	46	0	0	0
Total Votes Cast	447	100.00%	<div><div></div></div>	326	117	4	0	0
Overvotes	0			0	0	0	0	0
Undervotes	43			31	12	0	0	0
Contest Totals	490			357	129	4	0	0

### Proposition 12 – State of Texas

Vote For 1

	TOTAL	VOTE %		Election Day	Early Voting	Ballots By Mail	Provisional	Limited Ballot
For	187	44.63%	<div><div></div></div>	134	51	2	0	0
Against	232	55.37%	<div><div></div></div>	172	58	2	0	0
Total Votes Cast	419	100.00%	<div><div></div></div>	306	109	4	0	0
Overvotes	0			0	0	0	0	0
Undervotes	71			51	20	0	0	0
Contest Totals	490			357	129	4	0	0

## PCT 052

### Proposition 13 – State of Texas

Vote For 1

	TOTAL	VOTE %		Election Day	Early Voting	Ballots By Mail	Provisional	Limited Ballot
For	162	35.60%	<div><div></div></div>	115	45	2	0	0
Against	293	64.40%	<div><div></div></div>	215	76	2	0	0
Total Votes Cast	455	100.00%	<div><div></div></div>	330	121	4	0	0
Overvotes	0			0	0	0	0	0
Undervotes	35			27	8	0	0	0
Contest Totals	490			357	129	4	0	0

### Proposition 14 – State of Texas

Vote For 1

	TOTAL	VOTE %		Election Day	Early Voting	Ballots By Mail	Provisional	Limited Ballot
For	365	79.52%	<div><div></div></div>	273	89	3	0	0
Against	94	20.48%	<div><div></div></div>	63	30	1	0	0
Total Votes Cast	459	100.00%	<div><div></div></div>	336	119	4	0	0
Overvotes	0			0	0	0	0	0
Undervotes	31			21	10	0	0	0
Contest Totals	490			357	129	4	0	0

### Proposition A – Collin County

Vote For 1

	TOTAL	VOTE %		Election Day	Early Voting	Ballots By Mail	Provisional	Limited Ballot
For	218	48.99%	<div><div></div></div>	156	59	3	0	0
Against	227	51.01%	<div><div></div></div>	166	60	1	0	0
Total Votes Cast	445	100.00%	<div><div></div></div>	322	119	4	0	0
Overvotes	0			0	0	0	0	0
Undervotes	45			35	10	0	0	0
Contest Totals	490			357	129	4	0	0

### Proposition B – Collin County

Vote For 1

	TOTAL	VOTE %		Election Day	Early Voting	Ballots By Mail	Provisional	Limited Ballot
For	279	62.14%	<div><div></div></div>	195	81	3	0	0
Against	170	37.86%	<div><div></div></div>	127	42	1	0	0
Total Votes Cast	449	100.00%	<div><div></div></div>	322	123	4	0	0
Overvotes	0			0	0	0	0	0
Undervotes	41			35	6	0	0	0
Contest Totals	490			357	129	4	0	0

## PCT 052

### Proposition C – Collin County

Vote For 1

	TOTAL	VOTE %		Election Day	Early Voting	Ballots By Mail	Provisional	Limited Ballot
For	262	58.48%	<div><div></div></div>	188	71	3	0	0
Against	186	41.52%	<div><div></div></div>	133	52	1	0	0
Total Votes Cast	448	100.00%	<div><div></div></div>	321	123	4	0	0
Overvotes	0			0	0	0	0	0
Undervotes	42			36	6	0	0	0
Contest Totals	490			357	129	4	0	0

### Proposition D – Collin County

Vote For 1

	TOTAL	VOTE %		Election Day	Early Voting	Ballots By Mail	Provisional	Limited Ballot
For	292	64.60%	<div><div></div></div>	215	74	3	0	0
Against	160	35.40%	<div><div></div></div>	111	48	1	0	0
Total Votes Cast	452	100.00%	<div><div></div></div>	326	122	4	0	0
Overvotes	0			0	0	0	0	0
Undervotes	38			31	7	0	0	0
Contest Totals	490			357	129	4	0	0

### Proposition E – Collin County

Vote For 1

	TOTAL	VOTE %		Election Day	Early Voting	Ballots By Mail	Provisional	Limited Ballot
For	338	74.94%	<div><div></div></div>	237	98	3	0	0
Against	113	25.06%	<div><div></div></div>	86	26	1	0	0
Total Votes Cast	451	100.00%	<div><div></div></div>	323	124	4	0	0
Overvotes	0			0	0	0	0	0
Undervotes	39			34	5	0	0	0
Contest Totals	490			357	129	4	0	0

## PCT 053

### Proposition 1 – State of Texas

Vote For 1

	TOTAL	VOTE %		Election Day	Early Voting	Ballots By Mail	Provisional	Limited Ballot
For	286	66.36%	<div><div></div></div>	162	113	11	0	0
Against	145	33.64%	<div><div></div></div>	77	63	5	0	0
Total Votes Cast	431	100.00%	<div><div></div></div>	239	176	16	0	0
Overvotes	0			0	0	0	0	0
Undervotes	6			4	2	0	0	0
Contest Totals	437			243	178	16	0	0

### Proposition 2 – State of Texas

Vote For 1

	TOTAL	VOTE %		Election Day	Early Voting	Ballots By Mail	Provisional	Limited Ballot
For	246	58.29%	<div><div></div></div>	129	105	12	0	0
Against	176	41.71%	<div><div></div></div>	104	68	4	0	0
Total Votes Cast	422	100.00%	<div><div></div></div>	233	173	16	0	0
Overvotes	0			0	0	0	0	0
Undervotes	15			10	5	0	0	0
Contest Totals	437			243	178	16	0	0

### Proposition 3 – State of Texas

Vote For 1

	TOTAL	VOTE %		Election Day	Early Voting	Ballots By Mail	Provisional	Limited Ballot
For	268	62.76%	<div><div></div></div>	152	104	12	0	0
Against	159	37.24%	<div><div></div></div>	84	71	4	0	0
Total Votes Cast	427	100.00%	<div><div></div></div>	236	175	16	0	0
Overvotes	0			0	0	0	0	0
Undervotes	10			7	3	0	0	0
Contest Totals	437			243	178	16	0	0

### Proposition 4 – State of Texas

Vote For 1

	TOTAL	VOTE %		Election Day	Early Voting	Ballots By Mail	Provisional	Limited Ballot
For	348	81.50%	<div><div></div></div>	195	138	15	0	0
Against	79	18.50%	<div><div></div></div>	43	35	1	0	0
Total Votes Cast	427	100.00%	<div><div></div></div>	238	173	16	0	0
Overvotes	0			0	0	0	0	0
Undervotes	10			5	5	0	0	0
Contest Totals	437			243	178	16	0	0

## PCT 053

### Proposition 5 – State of Texas

Vote For 1

	TOTAL	VOTE %		Election Day	Early Voting	Ballots By Mail	Provisional	Limited Ballot
For	282	65.73%	<div><div></div></div>	145	125	12	0	0
Against	147	34.27%	<div><div></div></div>	92	51	4	0	0
Total Votes Cast	429	100.00%	<div><div></div></div>	237	176	16	0	0
Overvotes	0			0	0	0	0	0
Undervotes	8			6	2	0	0	0
Contest Totals	437			243	178	16	0	0

### Proposition 6 – State of Texas

Vote For 1

	TOTAL	VOTE %		Election Day	Early Voting	Ballots By Mail	Provisional	Limited Ballot
For	346	80.28%	<div><div></div></div>	187	144	15	0	0
Against	85	19.72%	<div><div></div></div>	54	31	0	0	0
Total Votes Cast	431	100.00%	<div><div></div></div>	241	175	15	0	0
Overvotes	0			0	0	0	0	0
Undervotes	6			2	3	1	0	0
Contest Totals	437			243	178	16	0	0

### Proposition 7 – State of Texas

Vote For 1

	TOTAL	VOTE %		Election Day	Early Voting	Ballots By Mail	Provisional	Limited Ballot
For	273	63.64%	<div><div></div></div>	154	106	13	0	0
Against	156	36.36%	<div><div></div></div>	86	68	2	0	0
Total Votes Cast	429	100.00%	<div><div></div></div>	240	174	15	0	0
Overvotes	0			0	0	0	0	0
Undervotes	8			3	4	1	0	0
Contest Totals	437			243	178	16	0	0

### Proposition 8 – State of Texas

Vote For 1

	TOTAL	VOTE %		Election Day	Early Voting	Ballots By Mail	Provisional	Limited Ballot
For	294	68.53%	<div><div></div></div>	153	126	15	0	0
Against	135	31.47%	<div><div></div></div>	87	47	1	0	0
Total Votes Cast	429	100.00%	<div><div></div></div>	240	173	16	0	0
Overvotes	0			0	0	0	0	0
Undervotes	8			3	5	0	0	0
Contest Totals	437			243	178	16	0	0

## PCT 053

### Proposition 9 – State of Texas

Vote For 1

	TOTAL	VOTE %		Election Day	Early Voting	Ballots By Mail	Provisional	Limited Ballot
For	377	86.67%	<div><div></div></div>	215	150	12	0	0
Against	58	13.33%	<div><div></div></div>	27	27	4	0	0
Total Votes Cast	435	100.00%	<div><div></div></div>	242	177	16	0	0
Overvotes	0			0	0	0	0	0
Undervotes	2			1	1	0	0	0
Contest Totals	437			243	178	16	0	0

### Proposition 10 – State of Texas

Vote For 1

	TOTAL	VOTE %		Election Day	Early Voting	Ballots By Mail	Provisional	Limited Ballot
For	174	40.56%	<div><div></div></div>	83	77	14	0	0
Against	255	59.44%	<div><div></div></div>	156	97	2	0	0
Total Votes Cast	429	100.00%	<div><div></div></div>	239	174	16	0	0
Overvotes	0			0	0	0	0	0
Undervotes	8			4	4	0	0	0
Contest Totals	437			243	178	16	0	0

### Proposition 11 – State of Texas

Vote For 1

	TOTAL	VOTE %		Election Day	Early Voting	Ballots By Mail	Provisional	Limited Ballot
For	299	72.75%	<div><div></div></div>	165	121	13	0	0
Against	112	27.25%	<div><div></div></div>	61	48	3	0	0
Total Votes Cast	411	100.00%	<div><div></div></div>	226	169	16	0	0
Overvotes	0			0	0	0	0	0
Undervotes	26			17	9	0	0	0
Contest Totals	437			243	178	16	0	0

### Proposition 12 – State of Texas

Vote For 1

	TOTAL	VOTE %		Election Day	Early Voting	Ballots By Mail	Provisional	Limited Ballot
For	248	63.27%	<div><div></div></div>	129	105	14	0	0
Against	144	36.73%	<div><div></div></div>	87	56	1	0	0
Total Votes Cast	392	100.00%	<div><div></div></div>	216	161	15	0	0
Overvotes	0			0	0	0	0	0
Undervotes	45			27	17	1	0	0
Contest Totals	437			243	178	16	0	0



## PCT 053

### Proposition 13 – State of Texas

Vote For 1

	TOTAL	VOTE %		Election Day	Early Voting	Ballots By Mail	Provisional	Limited Ballot
For	153	36.26%	<div><div></div></div>	79	64	10	0	0
Against	269	63.74%	<div><div></div></div>	157	106	6	0	0
Total Votes Cast	422	100.00%	<div><div></div></div>	236	170	16	0	0
Overvotes	0			0	0	0	0	0
Undervotes	15			7	8	0	0	0
Contest Totals	437			243	178	16	0	0

### Proposition 14 – State of Texas

Vote For 1

	TOTAL	VOTE %		Election Day	Early Voting	Ballots By Mail	Provisional	Limited Ballot
For	324	76.06%	<div><div></div></div>	177	135	12	0	0
Against	102	23.94%	<div><div></div></div>	62	36	4	0	0
Total Votes Cast	426	100.00%	<div><div></div></div>	239	171	16	0	0
Overvotes	0			0	0	0	0	0
Undervotes	11			4	7	0	0	0
Contest Totals	437			243	178	16	0	0

### Proposition A – Collin County

Vote For 1

	TOTAL	VOTE %		Election Day	Early Voting	Ballots By Mail	Provisional	Limited Ballot
For	268	63.06%	<div><div></div></div>	149	111	8	0	0
Against	157	36.94%	<div><div></div></div>	87	62	8	0	0
Total Votes Cast	425	100.00%	<div><div></div></div>	236	173	16	0	0
Overvotes	0			0	0	0	0	0
Undervotes	12			7	5	0	0	0
Contest Totals	437			243	178	16	0	0

### Proposition B – Collin County

Vote For 1

	TOTAL	VOTE %		Election Day	Early Voting	Ballots By Mail	Provisional	Limited Ballot
For	285	66.74%	<div><div></div></div>	151	126	8	0	0
Against	142	33.26%	<div><div></div></div>	86	48	8	0	0
Total Votes Cast	427	100.00%	<div><div></div></div>	237	174	16	0	0
Overvotes	0			0	0	0	0	0
Undervotes	10			6	4	0	0	0
Contest Totals	437			243	178	16	0	0

## PCT 053

### Proposition C – Collin County

Vote For 1

	TOTAL	VOTE %		Election Day	Early Voting	Ballots By Mail	Provisional	Limited Ballot
For	272	64.00%	<div><div></div></div>	151	114	7	0	0
Against	153	36.00%	<div><div></div></div>	85	59	9	0	0
Total Votes Cast	425	100.00%	<div><div></div></div>	236	173	16	0	0
Overvotes	0			0	0	0	0	0
Undervotes	12			7	5	0	0	0
Contest Totals	437			243	178	16	0	0

### Proposition D – Collin County

Vote For 1

	TOTAL	VOTE %		Election Day	Early Voting	Ballots By Mail	Provisional	Limited Ballot
For	269	63.00%	<div><div></div></div>	142	119	8	0	0
Against	158	37.00%	<div><div></div></div>	95	55	8	0	0
Total Votes Cast	427	100.00%	<div><div></div></div>	237	174	16	0	0
Overvotes	0			0	0	0	0	0
Undervotes	10			6	4	0	0	0
Contest Totals	437			243	178	16	0	0

### Proposition E – Collin County

Vote For 1

	TOTAL	VOTE %		Election Day	Early Voting	Ballots By Mail	Provisional	Limited Ballot
For	339	78.84%	<div><div></div></div>	186	141	12	0	0
Against	91	21.16%	<div><div></div></div>	53	34	4	0	0
Total Votes Cast	430	100.00%	<div><div></div></div>	239	175	16	0	0
Overvotes	0			0	0	0	0	0
Undervotes	7			4	3	0	0	0
Contest Totals	437			243	178	16	0	0

## PCT 054

### Proposition 1 – State of Texas

Vote For 1

	TOTAL	VOTE %		Election Day	Early Voting	Ballots By Mail	Provisional	Limited Ballot
For	218	71.71%	<div><div></div></div>	128	85	5	0	0
Against	86	28.29%	<div><div></div></div>	55	30	1	0	0
Total Votes Cast	304	100.00%	<div><div></div></div>	183	115	6	0	0
Overvotes	0			0	0	0	0	0
Undervotes	4			2	1	1	0	0
Contest Totals	308			185	116	7	0	0

### Proposition 2 – State of Texas

Vote For 1

	TOTAL	VOTE %		Election Day	Early Voting	Ballots By Mail	Provisional	Limited Ballot
For	188	62.67%	<div><div></div></div>	114	70	4	0	0
Against	112	37.33%	<div><div></div></div>	68	42	2	0	0
Total Votes Cast	300	100.00%	<div><div></div></div>	182	112	6	0	0
Overvotes	0			0	0	0	0	0
Undervotes	8			3	4	1	0	0
Contest Totals	308			185	116	7	0	0

### Proposition 3 – State of Texas

Vote For 1

	TOTAL	VOTE %		Election Day	Early Voting	Ballots By Mail	Provisional	Limited Ballot
For	166	55.15%	<div><div></div></div>	99	62	5	0	0
Against	135	44.85%	<div><div></div></div>	83	51	1	0	0
Total Votes Cast	301	100.00%	<div><div></div></div>	182	113	6	0	0
Overvotes	0			0	0	0	0	0
Undervotes	7			3	3	1	0	0
Contest Totals	308			185	116	7	0	0

### Proposition 4 – State of Texas

Vote For 1

	TOTAL	VOTE %		Election Day	Early Voting	Ballots By Mail	Provisional	Limited Ballot
For	238	78.29%	<div><div></div></div>	138	95	5	0	0
Against	66	21.71%	<div><div></div></div>	45	20	1	0	0
Total Votes Cast	304	100.00%	<div><div></div></div>	183	115	6	0	0
Overvotes	0			0	0	0	0	0
Undervotes	4			2	1	1	0	0
Contest Totals	308			185	116	7	0	0

## PCT 054

### Proposition 5 – State of Texas

Vote For 1

	TOTAL	VOTE %		Election Day	Early Voting	Ballots By Mail	Provisional	Limited Ballot
For	194	64.45%	<div><div></div></div>	115	75	4	0	0
Against	107	35.55%	<div><div></div></div>	67	38	2	0	0
Total Votes Cast	301	100.00%	<div><div></div></div>	182	113	6	0	0
Overvotes	0			0	0	0	0	0
Undervotes	7			3	3	1	0	0
Contest Totals	308			185	116	7	0	0

### Proposition 6 – State of Texas

Vote For 1

	TOTAL	VOTE %		Election Day	Early Voting	Ballots By Mail	Provisional	Limited Ballot
For	248	82.12%	<div><div></div></div>	147	94	7	0	0
Against	54	17.88%	<div><div></div></div>	35	19	0	0	0
Total Votes Cast	302	100.00%	<div><div></div></div>	182	113	7	0	0
Overvotes	0			0	0	0	0	0
Undervotes	6			3	3	0	0	0
Contest Totals	308			185	116	7	0	0

### Proposition 7 – State of Texas

Vote For 1

	TOTAL	VOTE %		Election Day	Early Voting	Ballots By Mail	Provisional	Limited Ballot
For	187	61.72%	<div><div></div></div>	111	71	5	0	0
Against	116	38.28%	<div><div></div></div>	72	43	1	0	0
Total Votes Cast	303	100.00%	<div><div></div></div>	183	114	6	0	0
Overvotes	0			0	0	0	0	0
Undervotes	5			2	2	1	0	0
Contest Totals	308			185	116	7	0	0

### Proposition 8 – State of Texas

Vote For 1

	TOTAL	VOTE %		Election Day	Early Voting	Ballots By Mail	Provisional	Limited Ballot
For	215	71.43%	<div><div></div></div>	129	81	5	0	0
Against	86	28.57%	<div><div></div></div>	53	32	1	0	0
Total Votes Cast	301	100.00%	<div><div></div></div>	182	113	6	0	0
Overvotes	0			0	0	0	0	0
Undervotes	7			3	3	1	0	0
Contest Totals	308			185	116	7	0	0

## PCT 054

### Proposition 9 – State of Texas

Vote For 1

	TOTAL	VOTE %		Election Day	Early Voting	Ballots By Mail	Provisional	Limited Ballot
For	254	84.11%	<div><div></div></div>	155	95	4	0	0
Against	48	15.89%	<div><div></div></div>	27	19	2	0	0
Total Votes Cast	302	100.00%	<div><div></div></div>	182	114	6	0	0
Overvotes	0			0	0	0	0	0
Undervotes	6			3	2	1	0	0
Contest Totals	308			185	116	7	0	0

### Proposition 10 – State of Texas

Vote For 1

	TOTAL	VOTE %		Election Day	Early Voting	Ballots By Mail	Provisional	Limited Ballot
For	136	46.10%	<div><div></div></div>	79	52	5	0	0
Against	159	53.90%	<div><div></div></div>	100	58	1	0	0
Total Votes Cast	295	100.00%	<div><div></div></div>	179	110	6	0	0
Overvotes	0			0	0	0	0	0
Undervotes	13			6	6	1	0	0
Contest Totals	308			185	116	7	0	0

### Proposition 11 – State of Texas

Vote For 1

	TOTAL	VOTE %		Election Day	Early Voting	Ballots By Mail	Provisional	Limited Ballot
For	189	64.95%	<div><div></div></div>	110	73	6	0	0
Against	102	35.05%	<div><div></div></div>	67	35	0	0	0
Total Votes Cast	291	100.00%	<div><div></div></div>	177	108	6	0	0
Overvotes	0			0	0	0	0	0
Undervotes	17			8	8	1	0	0
Contest Totals	308			185	116	7	0	0

### Proposition 12 – State of Texas

Vote For 1

	TOTAL	VOTE %		Election Day	Early Voting	Ballots By Mail	Provisional	Limited Ballot
For	121	44.32%	<div><div></div></div>	67	51	3	0	0
Against	152	55.68%	<div><div></div></div>	100	50	2	0	0
Total Votes Cast	273	100.00%	<div><div></div></div>	167	101	5	0	0
Overvotes	0			0	0	0	0	0
Undervotes	35			18	15	2	0	0
Contest Totals	308			185	116	7	0	0

## PCT 054

### Proposition 13 – State of Texas

Vote For 1

	TOTAL	VOTE %		Election Day	Early Voting	Ballots By Mail	Provisional	Limited Ballot
For	97	32.88%	<div><div></div></div>	59	36	2	0	0
Against	198	67.12%	<div><div></div></div>	118	75	5	0	0
Total Votes Cast	295	100.00%	<div><div></div></div>	177	111	7	0	0
Overvotes	0			0	0	0	0	0
Undervotes	13			8	5	0	0	0
Contest Totals	308			185	116	7	0	0

### Proposition 14 – State of Texas

Vote For 1

	TOTAL	VOTE %		Election Day	Early Voting	Ballots By Mail	Provisional	Limited Ballot
For	233	77.15%	<div><div></div></div>	139	90	4	0	0
Against	69	22.85%	<div><div></div></div>	43	23	3	0	0
Total Votes Cast	302	100.00%	<div><div></div></div>	182	113	7	0	0
Overvotes	0			0	0	0	0	0
Undervotes	6			3	3	0	0	0
Contest Totals	308			185	116	7	0	0

### Proposition A – Collin County

Vote For 1

	TOTAL	VOTE %		Election Day	Early Voting	Ballots By Mail	Provisional	Limited Ballot
For	158	53.20%	<div><div></div></div>	84	67	7	0	0
Against	139	46.80%	<div><div></div></div>	95	44	0	0	0
Total Votes Cast	297	100.00%	<div><div></div></div>	179	111	7	0	0
Overvotes	0			0	0	0	0	0
Undervotes	11			6	5	0	0	0
Contest Totals	308			185	116	7	0	0

### Proposition B – Collin County

Vote For 1

	TOTAL	VOTE %		Election Day	Early Voting	Ballots By Mail	Provisional	Limited Ballot
For	204	68.23%	<div><div></div></div>	114	85	5	0	0
Against	95	31.77%	<div><div></div></div>	65	28	2	0	0
Total Votes Cast	299	100.00%	<div><div></div></div>	179	113	7	0	0
Overvotes	0			0	0	0	0	0
Undervotes	9			6	3	0	0	0
Contest Totals	308			185	116	7	0	0

## PCT 054

### Proposition C – Collin County

Vote For 1

	TOTAL	VOTE %		Election Day	Early Voting	Ballots By Mail	Provisional	Limited Ballot
For	168	56.76%	<div><div></div></div>	98	64	6	0	0
Against	128	43.24%	<div><div></div></div>	81	47	0	0	0
Total Votes Cast	296	100.00%	<div><div></div></div>	179	111	6	0	0
Overvotes	0			0	0	0	0	0
Undervotes	12			6	5	1	0	0
Contest Totals	308			185	116	7	0	0

### Proposition D – Collin County

Vote For 1

	TOTAL	VOTE %		Election Day	Early Voting	Ballots By Mail	Provisional	Limited Ballot
For	192	64.21%	<div><div></div></div>	115	71	6	0	0
Against	107	35.79%	<div><div></div></div>	64	42	1	0	0
Total Votes Cast	299	100.00%	<div><div></div></div>	179	113	7	0	0
Overvotes	0			0	0	0	0	0
Undervotes	9			6	3	0	0	0
Contest Totals	308			185	116	7	0	0

### Proposition E – Collin County

Vote For 1

	TOTAL	VOTE %		Election Day	Early Voting	Ballots By Mail	Provisional	Limited Ballot
For	218	71.95%	<div><div></div></div>	128	83	7	0	0
Against	85	28.05%	<div><div></div></div>	54	31	0	0	0
Total Votes Cast	303	100.00%	<div><div></div></div>	182	114	7	0	0
Overvotes	0			0	0	0	0	0
Undervotes	5			3	2	0	0	0
Contest Totals	308			185	116	7	0	0

## PCT 055

### Proposition 1 – State of Texas

Vote For 1

	TOTAL	VOTE %		Election Day	Early Voting	Ballots By Mail	Provision al	Limited Ballot
For	329	66.87%	<div><div></div></div>	221	97	10	1	0
Against	163	33.13%	<div><div></div></div>	105	55	3	0	0
Total Votes Cast	492	100.00%	<div><div></div></div>	326	152	13	1	0
Overvotes	0			0	0	0	0	0
Undervotes	12			8	4	0	0	0
Contest Totals	504			334	156	13	1	0

### Proposition 2 – State of Texas

Vote For 1

	TOTAL	VOTE %		Election Day	Early Voting	Ballots By Mail	Provision al	Limited Ballot
For	349	71.96%	<div><div></div></div>	225	112	11	1	0
Against	136	28.04%	<div><div></div></div>	98	36	2	0	0
Total Votes Cast	485	100.00%	<div><div></div></div>	323	148	13	1	0
Overvotes	0			0	0	0	0	0
Undervotes	19			11	8	0	0	0
Contest Totals	504			334	156	13	1	0

### Proposition 3 – State of Texas

Vote For 1

	TOTAL	VOTE %		Election Day	Early Voting	Ballots By Mail	Provision al	Limited Ballot
For	283	57.17%	<div><div></div></div>	179	96	8	0	0
Against	212	42.83%	<div><div></div></div>	149	57	5	1	0
Total Votes Cast	495	100.00%	<div><div></div></div>	328	153	13	1	0
Overvotes	0			0	0	0	0	0
Undervotes	9			6	3	0	0	0
Contest Totals	504			334	156	13	1	0

### Proposition 4 – State of Texas

Vote For 1

	TOTAL	VOTE %		Election Day	Early Voting	Ballots By Mail	Provision al	Limited Ballot
For	390	79.27%	<div><div></div></div>	251	126	12	1	0
Against	102	20.73%	<div><div></div></div>	78	23	1	0	0
Total Votes Cast	492	100.00%	<div><div></div></div>	329	149	13	1	0
Overvotes	0			0	0	0	0	0
Undervotes	12			5	7	0	0	0
Contest Totals	504			334	156	13	1	0



## PCT 055

### Proposition 5 – State of Texas

Vote For 1

	TOTAL	VOTE %		Election Day	Early Voting	Ballots By Mail	Provisional	Limited Ballot
For	373	75.66%	<div><div></div></div>	250	109	13	1	0
Against	120	24.34%	<div><div></div></div>	79	41	0	0	0
Total Votes Cast	493	100.00%	<div><div></div></div>	329	150	13	1	0
Overvotes	0			0	0	0	0	0
Undervotes	11			5	6	0	0	0
Contest Totals	504			334	156	13	1	0

### Proposition 6 – State of Texas

Vote For 1

	TOTAL	VOTE %		Election Day	Early Voting	Ballots By Mail	Provisional	Limited Ballot
For	427	85.40%	<div><div></div></div>	281	133	12	1	0
Against	73	14.60%	<div><div></div></div>	50	22	1	0	0
Total Votes Cast	500	100.00%	<div><div></div></div>	331	155	13	1	0
Overvotes	0			0	0	0	0	0
Undervotes	4			3	1	0	0	0
Contest Totals	504			334	156	13	1	0

### Proposition 7 – State of Texas

Vote For 1

	TOTAL	VOTE %		Election Day	Early Voting	Ballots By Mail	Provisional	Limited Ballot
For	310	62.37%	<div><div></div></div>	201	103	5	1	0
Against	187	37.63%	<div><div></div></div>	126	53	8	0	0
Total Votes Cast	497	100.00%	<div><div></div></div>	327	156	13	1	0
Overvotes	0			0	0	0	0	0
Undervotes	7			7	0	0	0	0
Contest Totals	504			334	156	13	1	0

### Proposition 8 – State of Texas

Vote For 1

	TOTAL	VOTE %		Election Day	Early Voting	Ballots By Mail	Provisional	Limited Ballot
For	388	78.86%	<div><div></div></div>	259	117	11	1	0
Against	104	21.14%	<div><div></div></div>	68	35	1	0	0
Total Votes Cast	492	100.00%	<div><div></div></div>	327	152	12	1	0
Overvotes	0			0	0	0	0	0
Undervotes	12			7	4	1	0	0
Contest Totals	504			334	156	13	1	0

## PCT 055

### Proposition 9 – State of Texas

Vote For 1

	TOTAL	VOTE %		Election Day	Early Voting	Ballots By Mail	Provisional	Limited Ballot
For	445	89.54%	<div><div></div></div>	293	138	13	1	0
Against	52	10.46%	<div><div></div></div>	38	14	0	0	0
Total Votes Cast	497	100.00%	<div><div></div></div>	331	152	13	1	0
Overvotes	0			0	0	0	0	0
Undervotes	7			3	4	0	0	0
Contest Totals	504			334	156	13	1	0

### Proposition 10 – State of Texas

Vote For 1

	TOTAL	VOTE %		Election Day	Early Voting	Ballots By Mail	Provisional	Limited Ballot
For	234	48.05%	<div><div></div></div>	156	68	9	1	0
Against	253	51.95%	<div><div></div></div>	169	80	4	0	0
Total Votes Cast	487	100.00%	<div><div></div></div>	325	148	13	1	0
Overvotes	0			0	0	0	0	0
Undervotes	17			9	8	0	0	0
Contest Totals	504			334	156	13	1	0

### Proposition 11 – State of Texas

Vote For 1

	TOTAL	VOTE %		Election Day	Early Voting	Ballots By Mail	Provisional	Limited Ballot
For	354	75.48%	<div><div></div></div>	234	107	12	1	0
Against	115	24.52%	<div><div></div></div>	78	36	1	0	0
Total Votes Cast	469	100.00%	<div><div></div></div>	312	143	13	1	0
Overvotes	0			0	0	0	0	0
Undervotes	35			22	13	0	0	0
Contest Totals	504			334	156	13	1	0

### Proposition 12 – State of Texas

Vote For 1

	TOTAL	VOTE %		Election Day	Early Voting	Ballots By Mail	Provisional	Limited Ballot
For	233	51.78%	<div><div></div></div>	149	74	9	1	0
Against	217	48.22%	<div><div></div></div>	147	66	4	0	0
Total Votes Cast	450	100.00%	<div><div></div></div>	296	140	13	1	0
Overvotes	0			0	0	0	0	0
Undervotes	54			38	16	0	0	0
Contest Totals	504			334	156	13	1	0

## PCT 055

### Proposition 13 – State of Texas

Vote For 1

	TOTAL	VOTE %		Election Day	Early Voting	Ballots By Mail	Provisional	Limited Ballot
For	177	36.20%	<div><div></div></div>	109	60	8	0	0
Against	312	63.80%	<div><div></div></div>	217	89	5	1	0
Total Votes Cast	489	100.00%	<div><div></div></div>	326	149	13	1	0
Overvotes	0			0	0	0	0	0
Undervotes	15			8	7	0	0	0
Contest Totals	504			334	156	13	1	0

### Proposition 14 – State of Texas

Vote For 1

	TOTAL	VOTE %		Election Day	Early Voting	Ballots By Mail	Provisional	Limited Ballot
For	422	86.12%	<div><div></div></div>	282	126	13	1	0
Against	68	13.88%	<div><div></div></div>	47	21	0	0	0
Total Votes Cast	490	100.00%	<div><div></div></div>	329	147	13	1	0
Overvotes	0			0	0	0	0	0
Undervotes	14			5	9	0	0	0
Contest Totals	504			334	156	13	1	0

### Proposition A – Collin County

Vote For 1

	TOTAL	VOTE %		Election Day	Early Voting	Ballots By Mail	Provisional	Limited Ballot
For	269	55.58%	<div><div></div></div>	164	97	7	1	0
Against	215	44.42%	<div><div></div></div>	157	52	6	0	0
Total Votes Cast	484	100.00%	<div><div></div></div>	321	149	13	1	0
Overvotes	0			0	0	0	0	0
Undervotes	20			13	7	0	0	0
Contest Totals	504			334	156	13	1	0

### Proposition B – Collin County

Vote For 1

	TOTAL	VOTE %		Election Day	Early Voting	Ballots By Mail	Provisional	Limited Ballot
For	379	77.66%	<div><div></div></div>	251	120	7	1	0
Against	109	22.34%	<div><div></div></div>	75	28	6	0	0
Total Votes Cast	488	100.00%	<div><div></div></div>	326	148	13	1	0
Overvotes	0			0	0	0	0	0
Undervotes	16			8	8	0	0	0
Contest Totals	504			334	156	13	1	0

## PCT 055

### Proposition C – Collin County

Vote For 1

	TOTAL	VOTE %		Election Day	Early Voting	Ballots By Mail	Provisional	Limited Ballot
For	325	67.71%	<div><div></div></div>	212	103	9	1	0
Against	155	32.29%	<div><div></div></div>	107	44	4	0	0
Total Votes Cast	480	100.00%	<div><div></div></div>	319	147	13	1	0
Overvotes	0			0	0	0	0	0
Undervotes	24			15	9	0	0	0
Contest Totals	504			334	156	13	1	0

### Proposition D – Collin County

Vote For 1

	TOTAL	VOTE %		Election Day	Early Voting	Ballots By Mail	Provisional	Limited Ballot
For	382	78.60%	<div><div></div></div>	258	114	9	1	0
Against	104	21.40%	<div><div></div></div>	66	34	4	0	0
Total Votes Cast	486	100.00%	<div><div></div></div>	324	148	13	1	0
Overvotes	0			0	0	0	0	0
Undervotes	18			10	8	0	0	0
Contest Totals	504			334	156	13	1	0

### Proposition E – Collin County

Vote For 1

	TOTAL	VOTE %		Election Day	Early Voting	Ballots By Mail	Provisional	Limited Ballot
For	404	82.45%	<div><div></div></div>	266	127	10	1	0
Against	86	17.55%	<div><div></div></div>	62	21	3	0	0
Total Votes Cast	490	100.00%	<div><div></div></div>	328	148	13	1	0
Overvotes	0			0	0	0	0	0
Undervotes	14			6	8	0	0	0
Contest Totals	504			334	156	13	1	0

## PCT 056

### Proposition 1 – State of Texas

Vote For 1

	TOTAL	VOTE %		Election Day	Early Voting	Ballots By Mail	Provision al	Limited Ballot
For	338	78.97%	<div><div></div></div>	154	182	2	0	0
Against	90	21.03%	<div><div></div></div>	35	55	0	0	0
Total Votes Cast	428	100.00%	<div><div></div></div>	189	237	2	0	0
Overvotes	0			0	0	0	0	0
Undervotes	19			6	13	0	0	0
Contest Totals	447			195	250	2	0	0

### Proposition 2 – State of Texas

Vote For 1

	TOTAL	VOTE %		Election Day	Early Voting	Ballots By Mail	Provision al	Limited Ballot
For	271	66.10%	<div><div></div></div>	122	148	1	0	0
Against	139	33.90%	<div><div></div></div>	59	79	1	0	0
Total Votes Cast	410	100.00%	<div><div></div></div>	181	227	2	0	0
Overvotes	0			0	0	0	0	0
Undervotes	37			14	23	0	0	0
Contest Totals	447			195	250	2	0	0

### Proposition 3 – State of Texas

Vote For 1

	TOTAL	VOTE %		Election Day	Early Voting	Ballots By Mail	Provision al	Limited Ballot
For	282	67.63%	<div><div></div></div>	124	156	2	0	0
Against	135	32.37%	<div><div></div></div>	60	75	0	0	0
Total Votes Cast	417	100.00%	<div><div></div></div>	184	231	2	0	0
Overvotes	0			0	0	0	0	0
Undervotes	30			11	19	0	0	0
Contest Totals	447			195	250	2	0	0

### Proposition 4 – State of Texas

Vote For 1

	TOTAL	VOTE %		Election Day	Early Voting	Ballots By Mail	Provision al	Limited Ballot
For	374	88.21%	<div><div></div></div>	170	202	2	0	0
Against	50	11.79%	<div><div></div></div>	19	31	0	0	0
Total Votes Cast	424	100.00%	<div><div></div></div>	189	233	2	0	0
Overvotes	0			0	0	0	0	0
Undervotes	23			6	17	0	0	0
Contest Totals	447			195	250	2	0	0

## PCT 056

### Proposition 5 – State of Texas

Vote For 1

	TOTAL	VOTE %		Election Day	Early Voting	Ballots By Mail	Provisional	Limited Ballot
For	287	69.32%	<div><div></div></div>	125	162	0	0	0
Against	127	30.68%	<div><div></div></div>	58	67	2	0	0
Total Votes Cast	414	100.00%	<div><div></div></div>	183	229	2	0	0
Overvotes	0			0	0	0	0	0
Undervotes	33			12	21	0	0	0
Contest Totals	447			195	250	2	0	0

### Proposition 6 – State of Texas

Vote For 1

	TOTAL	VOTE %		Election Day	Early Voting	Ballots By Mail	Provisional	Limited Ballot
For	344	82.30%	<div><div></div></div>	151	192	1	0	0
Against	74	17.70%	<div><div></div></div>	34	39	1	0	0
Total Votes Cast	418	100.00%	<div><div></div></div>	185	231	2	0	0
Overvotes	0			0	0	0	0	0
Undervotes	29			10	19	0	0	0
Contest Totals	447			195	250	2	0	0

### Proposition 7 – State of Texas

Vote For 1

	TOTAL	VOTE %		Election Day	Early Voting	Ballots By Mail	Provisional	Limited Ballot
For	284	67.62%	<div><div></div></div>	133	150	1	0	0
Against	136	32.38%	<div><div></div></div>	55	80	1	0	0
Total Votes Cast	420	100.00%	<div><div></div></div>	188	230	2	0	0
Overvotes	0			0	0	0	0	0
Undervotes	27			7	20	0	0	0
Contest Totals	447			195	250	2	0	0

### Proposition 8 – State of Texas

Vote For 1

	TOTAL	VOTE %		Election Day	Early Voting	Ballots By Mail	Provisional	Limited Ballot
For	306	74.45%	<div><div></div></div>	135	171	0	0	0
Against	105	25.55%	<div><div></div></div>	46	57	2	0	0
Total Votes Cast	411	100.00%	<div><div></div></div>	181	228	2	0	0
Overvotes	0			0	0	0	0	0
Undervotes	36			14	22	0	0	0
Contest Totals	447			195	250	2	0	0

## PCT 056

### Proposition 9 – State of Texas

Vote For 1

	TOTAL	VOTE %		Election Day	Early Voting	Ballots By Mail	Provisional	Limited Ballot
For	377	88.08%	<div><div></div></div>	167	208	2	0	0
Against	51	11.92%	<div><div></div></div>	23	28	0	0	0
Total Votes Cast	428	100.00%	<div><div></div></div>	190	236	2	0	0
Overvotes	0			0	0	0	0	0
Undervotes	19			5	14	0	0	0
Contest Totals	447			195	250	2	0	0

### Proposition 10 – State of Texas

Vote For 1

	TOTAL	VOTE %		Election Day	Early Voting	Ballots By Mail	Provisional	Limited Ballot
For	214	53.37%	<div><div></div></div>	90	123	1	0	0
Against	187	46.63%	<div><div></div></div>	85	101	1	0	0
Total Votes Cast	401	100.00%	<div><div></div></div>	175	224	2	0	0
Overvotes	0			0	0	0	0	0
Undervotes	46			20	26	0	0	0
Contest Totals	447			195	250	2	0	0

### Proposition 11 – State of Texas

Vote For 1

	TOTAL	VOTE %		Election Day	Early Voting	Ballots By Mail	Provisional	Limited Ballot
For	263	69.21%	<div><div></div></div>	113	149	1	0	0
Against	117	30.79%	<div><div></div></div>	55	61	1	0	0
Total Votes Cast	380	100.00%	<div><div></div></div>	168	210	2	0	0
Overvotes	0			0	0	0	0	0
Undervotes	67			27	40	0	0	0
Contest Totals	447			195	250	2	0	0

### Proposition 12 – State of Texas

Vote For 1

	TOTAL	VOTE %		Election Day	Early Voting	Ballots By Mail	Provisional	Limited Ballot
For	206	55.83%	<div><div></div></div>	91	113	2	0	0
Against	163	44.17%	<div><div></div></div>	74	89	0	0	0
Total Votes Cast	369	100.00%	<div><div></div></div>	165	202	2	0	0
Overvotes	0			0	0	0	0	0
Undervotes	78			30	48	0	0	0
Contest Totals	447			195	250	2	0	0

## PCT 056

### Proposition 13 – State of Texas

Vote For 1

	TOTAL	VOTE %		Election Day	Early Voting	Ballots By Mail	Provisional	Limited Ballot
For	154	37.93%	<div><div></div></div>	51	103	0	0	0
Against	252	62.07%	<div><div></div></div>	127	123	2	0	0
Total Votes Cast	406	100.00%	<div><div></div></div>	178	226	2	0	0
Overvotes	0			0	0	0	0	0
Undervotes	41			17	24	0	0	0
Contest Totals	447			195	250	2	0	0

### Proposition 14 – State of Texas

Vote For 1

	TOTAL	VOTE %		Election Day	Early Voting	Ballots By Mail	Provisional	Limited Ballot
For	338	82.24%	<div><div></div></div>	144	193	1	0	0
Against	73	17.76%	<div><div></div></div>	37	35	1	0	0
Total Votes Cast	411	100.00%	<div><div></div></div>	181	228	2	0	0
Overvotes	0			0	0	0	0	0
Undervotes	36			14	22	0	0	0
Contest Totals	447			195	250	2	0	0

### Proposition A – Collin County

Vote For 1

	TOTAL	VOTE %		Election Day	Early Voting	Ballots By Mail	Provisional	Limited Ballot
For	245	59.18%	<div><div></div></div>	98	145	2	0	0
Against	169	40.82%	<div><div></div></div>	79	90	0	0	0
Total Votes Cast	414	100.00%	<div><div></div></div>	177	235	2	0	0
Overvotes	0			0	0	0	0	0
Undervotes	33			18	15	0	0	0
Contest Totals	447			195	250	2	0	0

### Proposition B – Collin County

Vote For 1

	TOTAL	VOTE %		Election Day	Early Voting	Ballots By Mail	Provisional	Limited Ballot
For	268	64.58%	<div><div></div></div>	109	157	2	0	0
Against	147	35.42%	<div><div></div></div>	68	79	0	0	0
Total Votes Cast	415	100.00%	<div><div></div></div>	177	236	2	0	0
Overvotes	0			0	0	0	0	0
Undervotes	32			18	14	0	0	0
Contest Totals	447			195	250	2	0	0



## PCT 056

### Proposition C – Collin County

Vote For 1

	TOTAL	VOTE %		Election Day	Early Voting	Ballots By Mail	Provisional	Limited Ballot
For	235	58.46%	<div><div></div></div>	92	141	2	0	0
Against	167	41.54%	<div><div></div></div>	82	85	0	0	0
Total Votes Cast	402	100.00%	<div><div></div></div>	174	226	2	0	0
Overvotes	0			0	0	0	0	0
Undervotes	45			21	24	0	0	0
Contest Totals	447			195	250	2	0	0

### Proposition D – Collin County

Vote For 1

	TOTAL	VOTE %		Election Day	Early Voting	Ballots By Mail	Provisional	Limited Ballot
For	279	67.88%	<div><div></div></div>	116	162	1	0	0
Against	132	32.12%	<div><div></div></div>	61	70	1	0	0
Total Votes Cast	411	100.00%	<div><div></div></div>	177	232	2	0	0
Overvotes	0			0	0	0	0	0
Undervotes	36			18	18	0	0	0
Contest Totals	447			195	250	2	0	0

### Proposition E – Collin County

Vote For 1

	TOTAL	VOTE %		Election Day	Early Voting	Ballots By Mail	Provisional	Limited Ballot
For	333	79.47%	<div><div></div></div>	142	189	2	0	0
Against	86	20.53%	<div><div></div></div>	43	43	0	0	0
Total Votes Cast	419	100.00%	<div><div></div></div>	185	232	2	0	0
Overvotes	0			0	0	0	0	0
Undervotes	28			10	18	0	0	0
Contest Totals	447			195	250	2	0	0

### Proposition A – Wylie ISD

Vote For 1

	TOTAL	VOTE %		Election Day	Early Voting	Ballots By Mail	Provisional	Limited Ballot
FOR	273	62.33%	<div><div></div></div>	119	152	2	0	0
AGAINST	165	37.67%	<div><div></div></div>	73	92	0	0	0
Total Votes Cast	438	100.00%	<div><div></div></div>	192	244	2	0	0
Overvotes	0			0	0	0	0	0
Undervotes	9			3	6	0	0	0
Contest Totals	447			195	250	2	0	0

## PCT 057

### Proposition 1 – State of Texas

Vote For 1

	TOTAL	VOTE %		Election Day	Early Voting	Ballots By Mail	Provision al	Limited Ballot
For	488	76.25%	<div><div></div></div>	257	218	13	0	0
Against	152	23.75%	<div><div></div></div>	84	63	5	0	0
Total Votes Cast	640	100.00%	<div><div></div></div>	341	281	18	0	0
Overvotes	0			0	0	0	0	0
Undervotes	16			6	9	1	0	0
Contest Totals	656			347	290	19	0	0

### Proposition 2 – State of Texas

Vote For 1

	TOTAL	VOTE %		Election Day	Early Voting	Ballots By Mail	Provision al	Limited Ballot
For	437	69.92%	<div><div></div></div>	245	182	10	0	0
Against	188	30.08%	<div><div></div></div>	90	90	8	0	0
Total Votes Cast	625	100.00%	<div><div></div></div>	335	272	18	0	0
Overvotes	0			0	0	0	0	0
Undervotes	31			12	18	1	0	0
Contest Totals	656			347	290	19	0	0

### Proposition 3 – State of Texas

Vote For 1

	TOTAL	VOTE %		Election Day	Early Voting	Ballots By Mail	Provision al	Limited Ballot
For	433	69.61%	<div><div></div></div>	214	206	13	0	0
Against	189	30.39%	<div><div></div></div>	116	68	5	0	0
Total Votes Cast	622	100.00%	<div><div></div></div>	330	274	18	0	0
Overvotes	0			0	0	0	0	0
Undervotes	34			17	16	1	0	0
Contest Totals	656			347	290	19	0	0

### Proposition 4 – State of Texas

Vote For 1

	TOTAL	VOTE %		Election Day	Early Voting	Ballots By Mail	Provision al	Limited Ballot
For	532	83.65%	<div><div></div></div>	272	243	17	0	0
Against	104	16.35%	<div><div></div></div>	65	38	1	0	0
Total Votes Cast	636	100.00%	<div><div></div></div>	337	281	18	0	0
Overvotes	0			0	0	0	0	0
Undervotes	20			10	9	1	0	0
Contest Totals	656			347	290	19	0	0

## PCT 057

### Proposition 5 – State of Texas

Vote For 1

	TOTAL	VOTE %		Election Day	Early Voting	Ballots By Mail	Provisional	Limited Ballot
For	394	63.24%	<div><div></div></div>	207	176	11	0	0
Against	229	36.76%	<div><div></div></div>	122	100	7	0	0
Total Votes Cast	623	100.00%	<div><div></div></div>	329	276	18	0	0
Overvotes	0			0	0	0	0	0
Undervotes	33			18	14	1	0	0
Contest Totals	656			347	290	19	0	0

### Proposition 6 – State of Texas

Vote For 1

	TOTAL	VOTE %		Election Day	Early Voting	Ballots By Mail	Provisional	Limited Ballot
For	515	81.23%	<div><div></div></div>	283	219	13	0	0
Against	119	18.77%	<div><div></div></div>	58	56	5	0	0
Total Votes Cast	634	100.00%	<div><div></div></div>	341	275	18	0	0
Overvotes	0			0	0	0	0	0
Undervotes	22			6	15	1	0	0
Contest Totals	656			347	290	19	0	0

### Proposition 7 – State of Texas

Vote For 1

	TOTAL	VOTE %		Election Day	Early Voting	Ballots By Mail	Provisional	Limited Ballot
For	415	64.95%	<div><div></div></div>	220	181	14	0	0
Against	224	35.05%	<div><div></div></div>	117	103	4	0	0
Total Votes Cast	639	100.00%	<div><div></div></div>	337	284	18	0	0
Overvotes	0			0	0	0	0	0
Undervotes	17			10	6	1	0	0
Contest Totals	656			347	290	19	0	0

### Proposition 8 – State of Texas

Vote For 1

	TOTAL	VOTE %		Election Day	Early Voting	Ballots By Mail	Provisional	Limited Ballot
For	444	71.50%	<div><div></div></div>	245	188	11	0	0
Against	177	28.50%	<div><div></div></div>	88	82	7	0	0
Total Votes Cast	621	100.00%	<div><div></div></div>	333	270	18	0	0
Overvotes	0			0	0	0	0	0
Undervotes	35			14	20	1	0	0
Contest Totals	656			347	290	19	0	0

## PCT 057

### Proposition 9 – State of Texas

Vote For 1

	TOTAL	VOTE %		Election Day	Early Voting	Ballots By Mail	Provisional	Limited Ballot
For	568	87.79%	<div><div></div></div>	305	246	17	0	0
Against	79	12.21%	<div><div></div></div>	37	41	1	0	0
Total Votes Cast	647	100.00%	<div><div></div></div>	342	287	18	0	0
Overvotes	0			0	0	0	0	0
Undervotes	9			5	3	1	0	0
Contest Totals	656			347	290	19	0	0

### Proposition 10 – State of Texas

Vote For 1

	TOTAL	VOTE %		Election Day	Early Voting	Ballots By Mail	Provisional	Limited Ballot
For	331	54.00%	<div><div></div></div>	171	148	12	0	0
Against	282	46.00%	<div><div></div></div>	153	123	6	0	0
Total Votes Cast	613	100.00%	<div><div></div></div>	324	271	18	0	0
Overvotes	0			0	0	0	0	0
Undervotes	43			23	19	1	0	0
Contest Totals	656			347	290	19	0	0

### Proposition 11 – State of Texas

Vote For 1

	TOTAL	VOTE %		Election Day	Early Voting	Ballots By Mail	Provisional	Limited Ballot
For	400	67.45%	<div><div></div></div>	216	173	11	0	0
Against	193	32.55%	<div><div></div></div>	99	86	8	0	0
Total Votes Cast	593	100.00%	<div><div></div></div>	315	259	19	0	0
Overvotes	0			0	0	0	0	0
Undervotes	63			32	31	0	0	0
Contest Totals	656			347	290	19	0	0

### Proposition 12 – State of Texas

Vote For 1

	TOTAL	VOTE %		Election Day	Early Voting	Ballots By Mail	Provisional	Limited Ballot
For	301	54.73%	<div><div></div></div>	147	145	9	0	0
Against	249	45.27%	<div><div></div></div>	143	97	9	0	0
Total Votes Cast	550	100.00%	<div><div></div></div>	290	242	18	0	0
Overvotes	0			0	0	0	0	0
Undervotes	106			57	48	1	0	0
Contest Totals	656			347	290	19	0	0

## PCT 057

### Proposition 13 – State of Texas

Vote For 1

	TOTAL	VOTE %		Election Day	Early Voting	Ballots By Mail	Provisional	Limited Ballot
For	244	38.92%	<div><div></div></div>	120	113	11	0	0
Against	383	61.08%	<div><div></div></div>	218	158	7	0	0
Total Votes Cast	627	100.00%	<div><div></div></div>	338	271	18	0	0
Overvotes	0			0	0	0	0	0
Undervotes	29			9	19	1	0	0
Contest Totals	656			347	290	19	0	0

### Proposition 14 – State of Texas

Vote For 1

	TOTAL	VOTE %		Election Day	Early Voting	Ballots By Mail	Provisional	Limited Ballot
For	485	77.60%	<div><div></div></div>	263	208	14	0	0
Against	140	22.40%	<div><div></div></div>	71	64	5	0	0
Total Votes Cast	625	100.00%	<div><div></div></div>	334	272	19	0	0
Overvotes	0			0	0	0	0	0
Undervotes	31			13	18	0	0	0
Contest Totals	656			347	290	19	0	0

### Proposition A – Collin County

Vote For 1

	TOTAL	VOTE %		Election Day	Early Voting	Ballots By Mail	Provisional	Limited Ballot
For	324	51.67%	<div><div></div></div>	172	137	15	0	0
Against	303	48.33%	<div><div></div></div>	162	137	4	0	0
Total Votes Cast	627	100.00%	<div><div></div></div>	334	274	19	0	0
Overvotes	0			0	0	0	0	0
Undervotes	29			13	16	0	0	0
Contest Totals	656			347	290	19	0	0

### Proposition B – Collin County

Vote For 1

	TOTAL	VOTE %		Election Day	Early Voting	Ballots By Mail	Provisional	Limited Ballot
For	429	67.99%	<div><div></div></div>	241	178	10	0	0
Against	202	32.01%	<div><div></div></div>	96	98	8	0	0
Total Votes Cast	631	100.00%	<div><div></div></div>	337	276	18	0	0
Overvotes	0			0	0	0	0	0
Undervotes	25			10	14	1	0	0
Contest Totals	656			347	290	19	0	0

## PCT 057

### Proposition C – Collin County

Vote For 1

	TOTAL	VOTE %		Election Day	Early Voting	Ballots By Mail	Provisional	Limited Ballot
For	325	53.28%	<div><div></div></div>	173	140	12	0	0
Against	285	46.72%	<div><div></div></div>	154	125	6	0	0
Total Votes Cast	610	100.00%	<div><div></div></div>	327	265	18	0	0
Overvotes	0			0	0	0	0	0
Undervotes	46			20	25	1	0	0
Contest Totals	656			347	290	19	0	0

### Proposition D – Collin County

Vote For 1

	TOTAL	VOTE %		Election Day	Early Voting	Ballots By Mail	Provisional	Limited Ballot
For	404	64.64%	<div><div></div></div>	224	167	13	0	0
Against	221	35.36%	<div><div></div></div>	110	105	6	0	0
Total Votes Cast	625	100.00%	<div><div></div></div>	334	272	19	0	0
Overvotes	0			0	0	0	0	0
Undervotes	31			13	18	0	0	0
Contest Totals	656			347	290	19	0	0

### Proposition E – Collin County

Vote For 1

	TOTAL	VOTE %		Election Day	Early Voting	Ballots By Mail	Provisional	Limited Ballot
For	461	73.06%	<div><div></div></div>	250	194	17	0	0
Against	170	26.94%	<div><div></div></div>	87	82	1	0	0
Total Votes Cast	631	100.00%	<div><div></div></div>	337	276	18	0	0
Overvotes	0			0	0	0	0	0
Undervotes	25			10	14	1	0	0
Contest Totals	656			347	290	19	0	0

## PCT 058

### Proposition 1 – State of Texas

Vote For 1

	TOTAL	VOTE %		Election Day	Early Voting	Ballots By Mail	Provisional	Limited Ballot
For	269	72.90%	<div><div></div></div>	139	120	10	0	0
Against	100	27.10%	<div><div></div></div>	49	47	4	0	0
Total Votes Cast	369	100.00%	<div><div></div></div>	188	167	14	0	0
Overvotes	0			0	0	0	0	0
Undervotes	7			5	2	0	0	0
Contest Totals	376			193	169	14	0	0

### Proposition 2 – State of Texas

Vote For 1

	TOTAL	VOTE %		Election Day	Early Voting	Ballots By Mail	Provisional	Limited Ballot
For	241	66.03%	<div><div></div></div>	118	115	8	0	0
Against	124	33.97%	<div><div></div></div>	67	51	6	0	0
Total Votes Cast	365	100.00%	<div><div></div></div>	185	166	14	0	0
Overvotes	0			0	0	0	0	0
Undervotes	11			8	3	0	0	0
Contest Totals	376			193	169	14	0	0

### Proposition 3 – State of Texas

Vote For 1

	TOTAL	VOTE %		Election Day	Early Voting	Ballots By Mail	Provisional	Limited Ballot
For	240	65.57%	<div><div></div></div>	110	121	9	0	0
Against	126	34.43%	<div><div></div></div>	75	46	5	0	0
Total Votes Cast	366	100.00%	<div><div></div></div>	185	167	14	0	0
Overvotes	0			0	0	0	0	0
Undervotes	10			8	2	0	0	0
Contest Totals	376			193	169	14	0	0

### Proposition 4 – State of Texas

Vote For 1

	TOTAL	VOTE %		Election Day	Early Voting	Ballots By Mail	Provisional	Limited Ballot
For	304	82.61%	<div><div></div></div>	153	140	11	0	0
Against	64	17.39%	<div><div></div></div>	33	28	3	0	0
Total Votes Cast	368	100.00%	<div><div></div></div>	186	168	14	0	0
Overvotes	0			0	0	0	0	0
Undervotes	8			7	1	0	0	0
Contest Totals	376			193	169	14	0	0

## PCT 058

### Proposition 5 – State of Texas

Vote For 1

	TOTAL	VOTE %		Election Day	Early Voting	Ballots By Mail	Provisional	Limited Ballot
For	242	66.12%	<div><div></div></div>	124	109	9	0	0
Against	124	33.88%	<div><div></div></div>	63	56	5	0	0
Total Votes Cast	366	100.00%	<div><div></div></div>	187	165	14	0	0
Overvotes	0			0	0	0	0	0
Undervotes	10			6	4	0	0	0
Contest Totals	376			193	169	14	0	0

### Proposition 6 – State of Texas

Vote For 1

	TOTAL	VOTE %		Election Day	Early Voting	Ballots By Mail	Provisional	Limited Ballot
For	301	82.02%	<div><div></div></div>	151	139	11	0	0
Against	66	17.98%	<div><div></div></div>	36	27	3	0	0
Total Votes Cast	367	100.00%	<div><div></div></div>	187	166	14	0	0
Overvotes	0			0	0	0	0	0
Undervotes	9			6	3	0	0	0
Contest Totals	376			193	169	14	0	0

### Proposition 7 – State of Texas

Vote For 1

	TOTAL	VOTE %		Election Day	Early Voting	Ballots By Mail	Provisional	Limited Ballot
For	239	64.77%	<div><div></div></div>	122	110	7	0	0
Against	130	35.23%	<div><div></div></div>	66	57	7	0	0
Total Votes Cast	369	100.00%	<div><div></div></div>	188	167	14	0	0
Overvotes	0			0	0	0	0	0
Undervotes	7			5	2	0	0	0
Contest Totals	376			193	169	14	0	0

### Proposition 8 – State of Texas

Vote For 1

	TOTAL	VOTE %		Election Day	Early Voting	Ballots By Mail	Provisional	Limited Ballot
For	267	73.76%	<div><div></div></div>	135	124	8	0	0
Against	95	26.24%	<div><div></div></div>	50	40	5	0	0
Total Votes Cast	362	100.00%	<div><div></div></div>	185	164	13	0	0
Overvotes	0			0	0	0	0	0
Undervotes	14			8	5	1	0	0
Contest Totals	376			193	169	14	0	0



## PCT 058

### Proposition 9 – State of Texas

Vote For 1

	TOTAL	VOTE %		Election Day	Early Voting	Ballots By Mail	Provision al	Limited Ballot
For	302	81.18%	<div><div></div></div>	151	140	11	0	0
Against	70	18.82%	<div><div></div></div>	39	28	3	0	0
Total Votes Cast	372	100.00%	<div><div></div></div>	190	168	14	0	0
Overvotes	0			0	0	0	0	0
Undervotes	4			3	1	0	0	0
Contest Totals	376			193	169	14	0	0

### Proposition 10 – State of Texas

Vote For 1

	TOTAL	VOTE %		Election Day	Early Voting	Ballots By Mail	Provision al	Limited Ballot
For	188	51.93%	<div><div></div></div>	84	98	6	0	0
Against	174	48.07%	<div><div></div></div>	98	68	8	0	0
Total Votes Cast	362	100.00%	<div><div></div></div>	182	166	14	0	0
Overvotes	0			0	0	0	0	0
Undervotes	14			11	3	0	0	0
Contest Totals	376			193	169	14	0	0

### Proposition 11 – State of Texas

Vote For 1

	TOTAL	VOTE %		Election Day	Early Voting	Ballots By Mail	Provision al	Limited Ballot
For	226	64.76%	<div><div></div></div>	113	108	5	0	0
Against	123	35.24%	<div><div></div></div>	68	49	6	0	0
Total Votes Cast	349	100.00%	<div><div></div></div>	181	157	11	0	0
Overvotes	0			0	0	0	0	0
Undervotes	27			12	12	3	0	0
Contest Totals	376			193	169	14	0	0

### Proposition 12 – State of Texas

Vote For 1

	TOTAL	VOTE %		Election Day	Early Voting	Ballots By Mail	Provision al	Limited Ballot
For	184	54.76%	<div><div></div></div>	85	95	4	0	0
Against	152	45.24%	<div><div></div></div>	86	59	7	0	0
Total Votes Cast	336	100.00%	<div><div></div></div>	171	154	11	0	0
Overvotes	0			0	0	0	0	0
Undervotes	40			22	15	3	0	0
Contest Totals	376			193	169	14	0	0

## PCT 058

### Proposition 13 – State of Texas

Vote For 1

	TOTAL	VOTE %		Election Day	Early Voting	Ballots By Mail	Provisional	Limited Ballot
For	122	33.61%	<div><div></div></div>	57	62	3	0	0
Against	241	66.39%	<div><div></div></div>	129	102	10	0	0
Total Votes Cast	363	100.00%	<div><div></div></div>	186	164	13	0	0
Overvotes	0			0	0	0	0	0
Undervotes	13			7	5	1	0	0
Contest Totals	376			193	169	14	0	0

### Proposition 14 – State of Texas

Vote For 1

	TOTAL	VOTE %		Election Day	Early Voting	Ballots By Mail	Provisional	Limited Ballot
For	281	76.36%	<div><div></div></div>	146	125	10	0	0
Against	87	23.64%	<div><div></div></div>	41	43	3	0	0
Total Votes Cast	368	100.00%	<div><div></div></div>	187	168	13	0	0
Overvotes	0			0	0	0	0	0
Undervotes	8			6	1	1	0	0
Contest Totals	376			193	169	14	0	0

### Proposition A – Collin County

Vote For 1

	TOTAL	VOTE %		Election Day	Early Voting	Ballots By Mail	Provisional	Limited Ballot
For	193	53.17%	<div><div></div></div>	96	91	6	0	0
Against	170	46.83%	<div><div></div></div>	90	74	6	0	0
Total Votes Cast	363	100.00%	<div><div></div></div>	186	165	12	0	0
Overvotes	0			0	0	0	0	0
Undervotes	13			7	4	2	0	0
Contest Totals	376			193	169	14	0	0

### Proposition B – Collin County

Vote For 1

	TOTAL	VOTE %		Election Day	Early Voting	Ballots By Mail	Provisional	Limited Ballot
For	244	67.40%	<div><div></div></div>	119	114	11	0	0
Against	118	32.60%	<div><div></div></div>	63	53	2	0	0
Total Votes Cast	362	100.00%	<div><div></div></div>	182	167	13	0	0
Overvotes	0			0	0	0	0	0
Undervotes	14			11	2	1	0	0
Contest Totals	376			193	169	14	0	0

## PCT 058

### Proposition C – Collin County

Vote For 1

	TOTAL	VOTE %		Election Day	Early Voting	Ballots By Mail	Provisional	Limited Ballot
For	220	61.28%	<div><div></div></div>	112	103	5	0	0
Against	139	38.72%	<div><div></div></div>	71	61	7	0	0
Total Votes Cast	359	100.00%	<div><div></div></div>	183	164	12	0	0
Overvotes	0			0	0	0	0	0
Undervotes	17			10	5	2	0	0
Contest Totals	376			193	169	14	0	0

### Proposition D – Collin County

Vote For 1

	TOTAL	VOTE %		Election Day	Early Voting	Ballots By Mail	Provisional	Limited Ballot
For	243	67.13%	<div><div></div></div>	125	109	9	0	0
Against	119	32.87%	<div><div></div></div>	58	57	4	0	0
Total Votes Cast	362	100.00%	<div><div></div></div>	183	166	13	0	0
Overvotes	0			0	0	0	0	0
Undervotes	14			10	3	1	0	0
Contest Totals	376			193	169	14	0	0

### Proposition E – Collin County

Vote For 1

	TOTAL	VOTE %		Election Day	Early Voting	Ballots By Mail	Provisional	Limited Ballot
For	268	73.22%	<div><div></div></div>	133	126	9	0	0
Against	98	26.78%	<div><div></div></div>	52	42	4	0	0
Total Votes Cast	366	100.00%	<div><div></div></div>	185	168	13	0	0
Overvotes	0			0	0	0	0	0
Undervotes	10			8	1	1	0	0
Contest Totals	376			193	169	14	0	0

## PCT 059

### Proposition 1 – State of Texas

Vote For 1

	TOTAL	VOTE %		Election Day	Early Voting	Ballots By Mail	Provisional	Limited Ballot
For	513	79.29%	<div><div></div></div>	207	298	8	0	0
Against	134	20.71%	<div><div></div></div>	62	68	4	0	0
Total Votes Cast	647	100.00%	<div><div></div></div>	269	366	12	0	0
Overvotes	0			0	0	0	0	0
Undervotes	18			6	12	0	0	0
Contest Totals	665			275	378	12	0	0

### Proposition 2 – State of Texas

Vote For 1

	TOTAL	VOTE %		Election Day	Early Voting	Ballots By Mail	Provisional	Limited Ballot
For	411	64.12%	<div><div></div></div>	177	228	6	0	0
Against	230	35.88%	<div><div></div></div>	87	139	4	0	0
Total Votes Cast	641	100.00%	<div><div></div></div>	264	367	10	0	0
Overvotes	0			0	0	0	0	0
Undervotes	24			11	11	2	0	0
Contest Totals	665			275	378	12	0	0

### Proposition 3 – State of Texas

Vote For 1

	TOTAL	VOTE %		Election Day	Early Voting	Ballots By Mail	Provisional	Limited Ballot
For	452	70.51%	<div><div></div></div>	173	271	8	0	0
Against	189	29.49%	<div><div></div></div>	92	93	4	0	0
Total Votes Cast	641	100.00%	<div><div></div></div>	265	364	12	0	0
Overvotes	0			0	0	0	0	0
Undervotes	24			10	14	0	0	0
Contest Totals	665			275	378	12	0	0

### Proposition 4 – State of Texas

Vote For 1

	TOTAL	VOTE %		Election Day	Early Voting	Ballots By Mail	Provisional	Limited Ballot
For	563	86.35%	<div><div></div></div>	230	321	12	0	0
Against	89	13.65%	<div><div></div></div>	40	49	0	0	0
Total Votes Cast	652	100.00%	<div><div></div></div>	270	370	12	0	0
Overvotes	0			0	0	0	0	0
Undervotes	13			5	8	0	0	0
Contest Totals	665			275	378	12	0	0

## PCT 059

### Proposition 5 – State of Texas

Vote For 1

	TOTAL	VOTE %		Election Day	Early Voting	Ballots By Mail	Provisional	Limited Ballot
For	384	60.57%	<div><div></div></div>	156	220	8	0	0
Against	250	39.43%	<div><div></div></div>	103	145	2	0	0
Total Votes Cast	634	100.00%	<div><div></div></div>	259	365	10	0	0
Overvotes	0			0	0	0	0	0
Undervotes	31			16	13	2	0	0
Contest Totals	665			275	378	12	0	0

### Proposition 6 – State of Texas

Vote For 1

	TOTAL	VOTE %		Election Day	Early Voting	Ballots By Mail	Provisional	Limited Ballot
For	516	80.37%	<div><div></div></div>	223	283	10	0	0
Against	126	19.63%	<div><div></div></div>	43	83	0	0	0
Total Votes Cast	642	100.00%	<div><div></div></div>	266	366	10	0	0
Overvotes	0			0	0	0	0	0
Undervotes	23			9	12	2	0	0
Contest Totals	665			275	378	12	0	0

### Proposition 7 – State of Texas

Vote For 1

	TOTAL	VOTE %		Election Day	Early Voting	Ballots By Mail	Provisional	Limited Ballot
For	416	64.60%	<div><div></div></div>	173	237	6	0	0
Against	228	35.40%	<div><div></div></div>	94	129	5	0	0
Total Votes Cast	644	100.00%	<div><div></div></div>	267	366	11	0	0
Overvotes	0			0	0	0	0	0
Undervotes	21			8	12	1	0	0
Contest Totals	665			275	378	12	0	0

### Proposition 8 – State of Texas

Vote For 1

	TOTAL	VOTE %		Election Day	Early Voting	Ballots By Mail	Provisional	Limited Ballot
For	428	67.61%	<div><div></div></div>	182	239	7	0	0
Against	205	32.39%	<div><div></div></div>	79	122	4	0	0
Total Votes Cast	633	100.00%	<div><div></div></div>	261	361	11	0	0
Overvotes	0			0	0	0	0	0
Undervotes	32			14	17	1	0	0
Contest Totals	665			275	378	12	0	0

## PCT 059

### Proposition 9 – State of Texas

Vote For 1

	TOTAL	VOTE %		Election Day	Early Voting	Ballots By Mail	Provisional	Limited Ballot
For	566	86.41%	<div><div></div></div>	232	323	11	0	0
Against	89	13.59%	<div><div></div></div>	37	51	1	0	0
Total Votes Cast	655	100.00%	<div><div></div></div>	269	374	12	0	0
Overvotes	0			0	0	0	0	0
Undervotes	10			6	4	0	0	0
Contest Totals	665			275	378	12	0	0

### Proposition 10 – State of Texas

Vote For 1

	TOTAL	VOTE %		Election Day	Early Voting	Ballots By Mail	Provisional	Limited Ballot
For	318	50.72%	<div><div></div></div>	123	188	7	0	0
Against	309	49.28%	<div><div></div></div>	138	166	5	0	0
Total Votes Cast	627	100.00%	<div><div></div></div>	261	354	12	0	0
Overvotes	0			0	0	0	0	0
Undervotes	38			14	24	0	0	0
Contest Totals	665			275	378	12	0	0

### Proposition 11 – State of Texas

Vote For 1

	TOTAL	VOTE %		Election Day	Early Voting	Ballots By Mail	Provisional	Limited Ballot
For	356	58.75%	<div><div></div></div>	161	186	9	0	0
Against	250	41.25%	<div><div></div></div>	90	158	2	0	0
Total Votes Cast	606	100.00%	<div><div></div></div>	251	344	11	0	0
Overvotes	0			0	0	0	0	0
Undervotes	59			24	34	1	0	0
Contest Totals	665			275	378	12	0	0

### Proposition 12 – State of Texas

Vote For 1

	TOTAL	VOTE %		Election Day	Early Voting	Ballots By Mail	Provisional	Limited Ballot
For	309	54.40%	<div><div></div></div>	123	183	3	0	0
Against	259	45.60%	<div><div></div></div>	118	136	5	0	0
Total Votes Cast	568	100.00%	<div><div></div></div>	241	319	8	0	0
Overvotes	0			0	0	0	0	0
Undervotes	97			34	59	4	0	0
Contest Totals	665			275	378	12	0	0

## PCT 059

### Proposition 13 – State of Texas

Vote For 1

	TOTAL	VOTE %		Election Day	Early Voting	Ballots By Mail	Provisional	Limited Ballot
For	214	33.81%	<div><div></div></div>	76	132	6	0	0
Against	419	66.19%	<div><div></div></div>	187	226	6	0	0
Total Votes Cast	633	100.00%	<div><div></div></div>	263	358	12	0	0
Overvotes	0			0	0	0	0	0
Undervotes	32			12	20	0	0	0
Contest Totals	665			275	378	12	0	0

### Proposition 14 – State of Texas

Vote For 1

	TOTAL	VOTE %		Election Day	Early Voting	Ballots By Mail	Provisional	Limited Ballot
For	485	76.50%	<div><div></div></div>	218	258	9	0	0
Against	149	23.50%	<div><div></div></div>	46	101	2	0	0
Total Votes Cast	634	100.00%	<div><div></div></div>	264	359	11	0	0
Overvotes	0			0	0	0	0	0
Undervotes	31			11	19	1	0	0
Contest Totals	665			275	378	12	0	0

### Proposition A – Collin County

Vote For 1

	TOTAL	VOTE %		Election Day	Early Voting	Ballots By Mail	Provisional	Limited Ballot
For	356	56.15%	<div><div></div></div>	144	205	7	0	0
Against	278	43.85%	<div><div></div></div>	120	153	5	0	0
Total Votes Cast	634	100.00%	<div><div></div></div>	264	358	12	0	0
Overvotes	0			0	0	0	0	0
Undervotes	31			11	20	0	0	0
Contest Totals	665			275	378	12	0	0

### Proposition B – Collin County

Vote For 1

	TOTAL	VOTE %		Election Day	Early Voting	Ballots By Mail	Provisional	Limited Ballot
For	419	65.26%	<div><div></div></div>	178	232	9	0	0
Against	223	34.74%	<div><div></div></div>	88	132	3	0	0
Total Votes Cast	642	100.00%	<div><div></div></div>	266	364	12	0	0
Overvotes	0			0	0	0	0	0
Undervotes	23			9	14	0	0	0
Contest Totals	665			275	378	12	0	0

## PCT 059

### Proposition C – Collin County

Vote For 1

	TOTAL	VOTE %		Election Day	Early Voting	Ballots By Mail	Provisional	Limited Ballot
For	363	57.71%	<div><div></div></div>	149	209	5	0	0
Against	266	42.29%	<div><div></div></div>	113	148	5	0	0
Total Votes Cast	629	100.00%	<div><div></div></div>	262	357	10	0	0
Overvotes	0			0	0	0	0	0
Undervotes	36			13	21	2	0	0
Contest Totals	665			275	378	12	0	0

### Proposition D – Collin County

Vote For 1

	TOTAL	VOTE %		Election Day	Early Voting	Ballots By Mail	Provisional	Limited Ballot
For	374	59.18%	<div><div></div></div>	167	197	10	0	0
Against	258	40.82%	<div><div></div></div>	96	161	1	0	0
Total Votes Cast	632	100.00%	<div><div></div></div>	263	358	11	0	0
Overvotes	0			0	0	0	0	0
Undervotes	33			12	20	1	0	0
Contest Totals	665			275	378	12	0	0

### Proposition E – Collin County

Vote For 1

	TOTAL	VOTE %		Election Day	Early Voting	Ballots By Mail	Provisional	Limited Ballot
For	505	78.78%	<div><div></div></div>	217	278	10	0	0
Against	136	21.22%	<div><div></div></div>	52	82	2	0	0
Total Votes Cast	641	100.00%	<div><div></div></div>	269	360	12	0	0
Overvotes	0			0	0	0	0	0
Undervotes	24			6	18	0	0	0
Contest Totals	665			275	378	12	0	0

### Proposition A – City of Allen

Vote For 1

	TOTAL	VOTE %		Election Day	Early Voting	Ballots By Mail	Provisional	Limited Ballot
For	510	78.70%	<div><div></div></div>	213	287	10	0	0
Against	138	21.30%	<div><div></div></div>	55	81	2	0	0
Total Votes Cast	648	100.00%	<div><div></div></div>	268	368	12	0	0
Overvotes	0			0	0	0	0	0
Undervotes	17			7	10	0	0	0
Contest Totals	665			275	378	12	0	0



## PCT 059

### Proposition B – City of Allen

Vote For 1

	TOTAL	VOTE %		Election Day	Early Voting	Ballots By Mail	Provisional	Limited Ballot
For	359	56.09%	<div><div></div></div>	148	207	4	0	0
Against	281	43.91%	<div><div></div></div>	117	157	7	0	0
Total Votes Cast	640	100.00%	<div><div></div></div>	265	364	11	0	0
Overvotes	0			0	0	0	0	0
Undervotes	25			10	14	1	0	0
Contest Totals	665			275	378	12	0	0

### Proposition C – City of Allen

Vote For 1

	TOTAL	VOTE %		Election Day	Early Voting	Ballots By Mail	Provisional	Limited Ballot
For	239	37.40%	<div><div></div></div>	111	121	7	0	0
Against	400	62.60%	<div><div></div></div>	154	241	5	0	0
Total Votes Cast	639	100.00%	<div><div></div></div>	265	362	12	0	0
Overvotes	0			0	0	0	0	0
Undervotes	26			10	16	0	0	0
Contest Totals	665			275	378	12	0	0

### Proposition D – City of Allen

Vote For 1

	TOTAL	VOTE %		Election Day	Early Voting	Ballots By Mail	Provisional	Limited Ballot
For	397	61.55%	<div><div></div></div>	185	205	7	0	0
Against	248	38.45%	<div><div></div></div>	83	161	4	0	0
Total Votes Cast	645	100.00%	<div><div></div></div>	268	366	11	0	0
Overvotes	0			0	0	0	0	0
Undervotes	20			7	12	1	0	0
Contest Totals	665			275	378	12	0	0

### Proposition E – City of Allen

Vote For 1

	TOTAL	VOTE %		Election Day	Early Voting	Ballots By Mail	Provisional	Limited Ballot
For	421	64.77%	<div><div></div></div>	166	248	7	0	0
Against	229	35.23%	<div><div></div></div>	102	123	4	0	0
Total Votes Cast	650	100.00%	<div><div></div></div>	268	371	11	0	0
Overvotes	0			0	0	0	0	0
Undervotes	15			7	7	1	0	0
Contest Totals	665			275	378	12	0	0

## PCT 060

### Proposition 1 – State of Texas

Vote For 1

	TOTAL	VOTE %		Election Day	Early Voting	Ballots By Mail	Provision al	Limited Ballot
For	486	76.54%	<div><div></div></div>	279	205	2	0	0
Against	149	23.46%	<div><div></div></div>	92	57	0	0	0
Total Votes Cast	635	100.00%	<div><div></div></div>	371	262	2	0	0
Overvotes	0			0	0	0	0	0
Undervotes	10			6	4	0	0	0
Contest Totals	645			377	266	2	0	0

### Proposition 2 – State of Texas

Vote For 1

	TOTAL	VOTE %		Election Day	Early Voting	Ballots By Mail	Provision al	Limited Ballot
For	354	56.10%	<div><div></div></div>	221	131	2	0	0
Against	277	43.90%	<div><div></div></div>	148	129	0	0	0
Total Votes Cast	631	100.00%	<div><div></div></div>	369	260	2	0	0
Overvotes	0			0	0	0	0	0
Undervotes	14			8	6	0	0	0
Contest Totals	645			377	266	2	0	0

### Proposition 3 – State of Texas

Vote For 1

	TOTAL	VOTE %		Election Day	Early Voting	Ballots By Mail	Provision al	Limited Ballot
For	490	77.04%	<div><div></div></div>	280	208	2	0	0
Against	146	22.96%	<div><div></div></div>	92	54	0	0	0
Total Votes Cast	636	100.00%	<div><div></div></div>	372	262	2	0	0
Overvotes	0			0	0	0	0	0
Undervotes	9			5	4	0	0	0
Contest Totals	645			377	266	2	0	0

### Proposition 4 – State of Texas

Vote For 1

	TOTAL	VOTE %		Election Day	Early Voting	Ballots By Mail	Provision al	Limited Ballot
For	560	87.77%	<div><div></div></div>	322	236	2	0	0
Against	78	12.23%	<div><div></div></div>	50	28	0	0	0
Total Votes Cast	638	100.00%	<div><div></div></div>	372	264	2	0	0
Overvotes	0			0	0	0	0	0
Undervotes	7			5	2	0	0	0
Contest Totals	645			377	266	2	0	0

## PCT 060

### Proposition 5 – State of Texas

Vote For 1

	TOTAL	VOTE %		Election Day	Early Voting	Ballots By Mail	Provisional	Limited Ballot
For	354	56.37%	<div><div></div><div></div></div>	203	149	2	0	0
Against	274	43.63%	<div><div></div><div></div></div>	163	111	0	0	0
Total Votes Cast	628	100.00%	<div><div></div><div></div></div>	366	260	2	0	0
Overvotes	0			0	0	0	0	0
Undervotes	17			11	6	0	0	0
Contest Totals	645			377	266	2	0	0

### Proposition 6 – State of Texas

Vote For 1

	TOTAL	VOTE %		Election Day	Early Voting	Ballots By Mail	Provisional	Limited Ballot
For	482	75.67%	<div><div></div><div></div></div>	279	201	2	0	0
Against	155	24.33%	<div><div></div><div></div></div>	92	63	0	0	0
Total Votes Cast	637	100.00%	<div><div></div><div></div></div>	371	264	2	0	0
Overvotes	0			0	0	0	0	0
Undervotes	8			6	2	0	0	0
Contest Totals	645			377	266	2	0	0

### Proposition 7 – State of Texas

Vote For 1

	TOTAL	VOTE %		Election Day	Early Voting	Ballots By Mail	Provisional	Limited Ballot
For	408	64.66%	<div><div></div><div></div></div>	238	169	1	0	0
Against	223	35.34%	<div><div></div><div></div></div>	130	93	0	0	0
Total Votes Cast	631	100.00%	<div><div></div><div></div></div>	368	262	1	0	0
Overvotes	0			0	0	0	0	0
Undervotes	14			9	4	1	0	0
Contest Totals	645			377	266	2	0	0

### Proposition 8 – State of Texas

Vote For 1

	TOTAL	VOTE %		Election Day	Early Voting	Ballots By Mail	Provisional	Limited Ballot
For	385	61.11%	<div><div></div><div></div></div>	229	155	1	0	0
Against	245	38.89%	<div><div></div><div></div></div>	139	106	0	0	0
Total Votes Cast	630	100.00%	<div><div></div><div></div></div>	368	261	1	0	0
Overvotes	0			0	0	0	0	0
Undervotes	15			9	5	1	0	0
Contest Totals	645			377	266	2	0	0

## PCT 060

### Proposition 9 – State of Texas

Vote For 1

	TOTAL	VOTE %		Election Day	Early Voting	Ballots By Mail	Provisional	Limited Ballot
For	467	73.66%	<div><div></div></div>	270	196	1	0	0
Against	167	26.34%	<div><div></div></div>	101	66	0	0	0
Total Votes Cast	634	100.00%	<div><div></div></div>	371	262	1	0	0
Overvotes	0			0	0	0	0	0
Undervotes	11			6	4	1	0	0
Contest Totals	645			377	266	2	0	0

### Proposition 10 – State of Texas

Vote For 1

	TOTAL	VOTE %		Election Day	Early Voting	Ballots By Mail	Provisional	Limited Ballot
For	304	48.87%	<div><div></div></div>	169	134	1	0	0
Against	318	51.13%	<div><div></div></div>	193	125	0	0	0
Total Votes Cast	622	100.00%	<div><div></div></div>	362	259	1	0	0
Overvotes	0			0	0	0	0	0
Undervotes	23			15	7	1	0	0
Contest Totals	645			377	266	2	0	0

### Proposition 11 – State of Texas

Vote For 1

	TOTAL	VOTE %		Election Day	Early Voting	Ballots By Mail	Provisional	Limited Ballot
For	326	54.42%	<div><div></div></div>	189	135	2	0	0
Against	273	45.58%	<div><div></div></div>	158	115	0	0	0
Total Votes Cast	599	100.00%	<div><div></div></div>	347	250	2	0	0
Overvotes	0			0	0	0	0	0
Undervotes	46			30	16	0	0	0
Contest Totals	645			377	266	2	0	0

### Proposition 12 – State of Texas

Vote For 1

	TOTAL	VOTE %		Election Day	Early Voting	Ballots By Mail	Provisional	Limited Ballot
For	317	55.91%	<div><div></div></div>	171	144	2	0	0
Against	250	44.09%	<div><div></div></div>	152	98	0	0	0
Total Votes Cast	567	100.00%	<div><div></div></div>	323	242	2	0	0
Overvotes	0			0	0	0	0	0
Undervotes	78			54	24	0	0	0
Contest Totals	645			377	266	2	0	0

## PCT 060

### Proposition 13 – State of Texas

Vote For 1

	TOTAL	VOTE %		Election Day	Early Voting	Ballots By Mail	Provisional	Limited Ballot
For	211	33.92%	<div><div></div></div>	111	99	1	0	0
Against	411	66.08%	<div><div></div></div>	250	160	1	0	0
Total Votes Cast	622	100.00%	<div><div></div></div>	361	259	2	0	0
Overvotes	0			0	0	0	0	0
Undervotes	23			16	7	0	0	0
Contest Totals	645			377	266	2	0	0

### Proposition 14 – State of Texas

Vote For 1

	TOTAL	VOTE %		Election Day	Early Voting	Ballots By Mail	Provisional	Limited Ballot
For	434	69.22%	<div><div></div></div>	261	171	2	0	0
Against	193	30.78%	<div><div></div></div>	102	91	0	0	0
Total Votes Cast	627	100.00%	<div><div></div></div>	363	262	2	0	0
Overvotes	0			0	0	0	0	0
Undervotes	18			14	4	0	0	0
Contest Totals	645			377	266	2	0	0

### Proposition A – Collin County

Vote For 1

	TOTAL	VOTE %		Election Day	Early Voting	Ballots By Mail	Provisional	Limited Ballot
For	257	41.32%	<div><div></div></div>	137	119	1	0	0
Against	365	58.68%	<div><div></div></div>	221	143	1	0	0
Total Votes Cast	622	100.00%	<div><div></div></div>	358	262	2	0	0
Overvotes	0			0	0	0	0	0
Undervotes	23			19	4	0	0	0
Contest Totals	645			377	266	2	0	0

### Proposition B – Collin County

Vote For 1

	TOTAL	VOTE %		Election Day	Early Voting	Ballots By Mail	Provisional	Limited Ballot
For	340	54.40%	<div><div></div></div>	186	153	1	0	0
Against	285	45.60%	<div><div></div></div>	176	108	1	0	0
Total Votes Cast	625	100.00%	<div><div></div></div>	362	261	2	0	0
Overvotes	0			0	0	0	0	0
Undervotes	20			15	5	0	0	0
Contest Totals	645			377	266	2	0	0

## PCT 060

### Proposition C – Collin County

Vote For 1

	TOTAL	VOTE %		Election Day	Early Voting	Ballots By Mail	Provisional	Limited Ballot
For	267	43.13%	<div><div></div></div>	144	122	1	0	0
Against	352	56.87%	<div><div></div></div>	214	137	1	0	0
Total Votes Cast	619	100.00%	<div><div></div></div>	358	259	2	0	0
Overvotes	0			0	0	0	0	0
Undervotes	26			19	7	0	0	0
Contest Totals	645			377	266	2	0	0

### Proposition D – Collin County

Vote For 1

	TOTAL	VOTE %		Election Day	Early Voting	Ballots By Mail	Provisional	Limited Ballot
For	311	49.84%	<div><div></div></div>	178	131	2	0	0
Against	313	50.16%	<div><div></div></div>	182	131	0	0	0
Total Votes Cast	624	100.00%	<div><div></div></div>	360	262	2	0	0
Overvotes	0			0	0	0	0	0
Undervotes	21			17	4	0	0	0
Contest Totals	645			377	266	2	0	0

### Proposition E – Collin County

Vote For 1

	TOTAL	VOTE %		Election Day	Early Voting	Ballots By Mail	Provisional	Limited Ballot
For	426	67.73%	<div><div></div></div>	247	177	2	0	0
Against	203	32.27%	<div><div></div></div>	116	87	0	0	0
Total Votes Cast	629	100.00%	<div><div></div></div>	363	264	2	0	0
Overvotes	0			0	0	0	0	0
Undervotes	16			14	2	0	0	0
Contest Totals	645			377	266	2	0	0

## PCT 061

### Proposition 1 – State of Texas

Vote For 1

	TOTAL	VOTE %		Election Day	Early Voting	Ballots By Mail	Provisional	Limited Ballot
For	300	75.76%	<div><div></div></div>	130	160	10	0	0
Against	96	24.24%	<div><div></div></div>	43	53	0	0	0
Total Votes Cast	396	100.00%	<div><div></div></div>	173	213	10	0	0
Overvotes	0			0	0	0	0	0
Undervotes	5			3	2	0	0	0
Contest Totals	401			176	215	10	0	0

### Proposition 2 – State of Texas

Vote For 1

	TOTAL	VOTE %		Election Day	Early Voting	Ballots By Mail	Provisional	Limited Ballot
For	267	68.46%	<div><div></div></div>	113	145	9	0	0
Against	123	31.54%	<div><div></div></div>	56	66	1	0	0
Total Votes Cast	390	100.00%	<div><div></div></div>	169	211	10	0	0
Overvotes	0			0	0	0	0	0
Undervotes	11			7	4	0	0	0
Contest Totals	401			176	215	10	0	0

### Proposition 3 – State of Texas

Vote For 1

	TOTAL	VOTE %		Election Day	Early Voting	Ballots By Mail	Provisional	Limited Ballot
For	278	70.38%	<div><div></div></div>	117	152	9	0	0
Against	117	29.62%	<div><div></div></div>	56	60	1	0	0
Total Votes Cast	395	100.00%	<div><div></div></div>	173	212	10	0	0
Overvotes	0			0	0	0	0	0
Undervotes	6			3	3	0	0	0
Contest Totals	401			176	215	10	0	0

### Proposition 4 – State of Texas

Vote For 1

	TOTAL	VOTE %		Election Day	Early Voting	Ballots By Mail	Provisional	Limited Ballot
For	348	88.78%	<div><div></div></div>	158	181	9	0	0
Against	44	11.22%	<div><div></div></div>	15	28	1	0	0
Total Votes Cast	392	100.00%	<div><div></div></div>	173	209	10	0	0
Overvotes	0			0	0	0	0	0
Undervotes	9			3	6	0	0	0
Contest Totals	401			176	215	10	0	0

## PCT 061

### Proposition 5 – State of Texas

Vote For 1

	TOTAL	VOTE %		Election Day	Early Voting	Ballots By Mail	Provisional	Limited Ballot
For	265	67.95%	<div><div></div></div>	117	139	9	0	0
Against	125	32.05%	<div><div></div></div>	52	72	1	0	0
Total Votes Cast	390	100.00%	<div><div></div></div>	169	211	10	0	0
Overvotes	0			0	0	0	0	0
Undervotes	11			7	4	0	0	0
Contest Totals	401			176	215	10	0	0

### Proposition 6 – State of Texas

Vote For 1

	TOTAL	VOTE %		Election Day	Early Voting	Ballots By Mail	Provisional	Limited Ballot
For	321	81.27%	<div><div></div></div>	143	170	8	0	0
Against	74	18.73%	<div><div></div></div>	28	44	2	0	0
Total Votes Cast	395	100.00%	<div><div></div></div>	171	214	10	0	0
Overvotes	0			0	0	0	0	0
Undervotes	6			5	1	0	0	0
Contest Totals	401			176	215	10	0	0

### Proposition 7 – State of Texas

Vote For 1

	TOTAL	VOTE %		Election Day	Early Voting	Ballots By Mail	Provisional	Limited Ballot
For	263	66.25%	<div><div></div></div>	113	142	8	0	0
Against	134	33.75%	<div><div></div></div>	61	71	2	0	0
Total Votes Cast	397	100.00%	<div><div></div></div>	174	213	10	0	0
Overvotes	0			0	0	0	0	0
Undervotes	4			2	2	0	0	0
Contest Totals	401			176	215	10	0	0

### Proposition 8 – State of Texas

Vote For 1

	TOTAL	VOTE %		Election Day	Early Voting	Ballots By Mail	Provisional	Limited Ballot
For	288	72.73%	<div><div></div></div>	128	153	7	0	0
Against	108	27.27%	<div><div></div></div>	44	61	3	0	0
Total Votes Cast	396	100.00%	<div><div></div></div>	172	214	10	0	0
Overvotes	0			0	0	0	0	0
Undervotes	5			4	1	0	0	0
Contest Totals	401			176	215	10	0	0



## PCT 061

### Proposition 9 – State of Texas

Vote For 1

	TOTAL	VOTE %		Election Day	Early Voting	Ballots By Mail	Provisional	Limited Ballot
For	341	85.89%	<div><div></div></div>	150	183	8	0	0
Against	56	14.11%	<div><div></div></div>	25	29	2	0	0
Total Votes Cast	397	100.00%	<div><div></div></div>	175	212	10	0	0
Overvotes	0			0	0	0	0	0
Undervotes	4			1	3	0	0	0
Contest Totals	401			176	215	10	0	0

### Proposition 10 – State of Texas

Vote For 1

	TOTAL	VOTE %		Election Day	Early Voting	Ballots By Mail	Provisional	Limited Ballot
For	213	54.62%	<div><div></div></div>	89	116	8	0	0
Against	177	45.38%	<div><div></div></div>	79	96	2	0	0
Total Votes Cast	390	100.00%	<div><div></div></div>	168	212	10	0	0
Overvotes	0			0	0	0	0	0
Undervotes	11			8	3	0	0	0
Contest Totals	401			176	215	10	0	0

### Proposition 11 – State of Texas

Vote For 1

	TOTAL	VOTE %		Election Day	Early Voting	Ballots By Mail	Provisional	Limited Ballot
For	259	67.98%	<div><div></div></div>	109	142	8	0	0
Against	122	32.02%	<div><div></div></div>	54	66	2	0	0
Total Votes Cast	381	100.00%	<div><div></div></div>	163	208	10	0	0
Overvotes	0			0	0	0	0	0
Undervotes	20			13	7	0	0	0
Contest Totals	401			176	215	10	0	0

### Proposition 12 – State of Texas

Vote For 1

	TOTAL	VOTE %		Election Day	Early Voting	Ballots By Mail	Provisional	Limited Ballot
For	213	58.84%	<div><div></div></div>	79	127	7	0	0
Against	149	41.16%	<div><div></div></div>	76	70	3	0	0
Total Votes Cast	362	100.00%	<div><div></div></div>	155	197	10	0	0
Overvotes	0			0	0	0	0	0
Undervotes	39			21	18	0	0	0
Contest Totals	401			176	215	10	0	0

## PCT 061

### Proposition 13 – State of Texas

Vote For 1

	TOTAL	VOTE %		Election Day	Early Voting	Ballots By Mail	Provisional	Limited Ballot
For	153	39.13%	<div><div></div></div>	68	81	4	0	0
Against	238	60.87%	<div><div></div></div>	103	129	6	0	0
Total Votes Cast	391	100.00%	<div><div></div></div>	171	210	10	0	0
Overvotes	0			0	0	0	0	0
Undervotes	10			5	5	0	0	0
Contest Totals	401			176	215	10	0	0

### Proposition 14 – State of Texas

Vote For 1

	TOTAL	VOTE %		Election Day	Early Voting	Ballots By Mail	Provisional	Limited Ballot
For	307	77.72%	<div><div></div></div>	137	162	8	0	0
Against	88	22.28%	<div><div></div></div>	35	51	2	0	0
Total Votes Cast	395	100.00%	<div><div></div></div>	172	213	10	0	0
Overvotes	0			0	0	0	0	0
Undervotes	6			4	2	0	0	0
Contest Totals	401			176	215	10	0	0

### Proposition A – Collin County

Vote For 1

	TOTAL	VOTE %		Election Day	Early Voting	Ballots By Mail	Provisional	Limited Ballot
For	217	55.50%	<div><div></div></div>	91	120	6	0	0
Against	174	44.50%	<div><div></div></div>	80	90	4	0	0
Total Votes Cast	391	100.00%	<div><div></div></div>	171	210	10	0	0
Overvotes	0			0	0	0	0	0
Undervotes	10			5	5	0	0	0
Contest Totals	401			176	215	10	0	0

### Proposition B – Collin County

Vote For 1

	TOTAL	VOTE %		Election Day	Early Voting	Ballots By Mail	Provisional	Limited Ballot
For	265	68.12%	<div><div></div></div>	117	142	6	0	0
Against	124	31.88%	<div><div></div></div>	56	64	4	0	0
Total Votes Cast	389	100.00%	<div><div></div></div>	173	206	10	0	0
Overvotes	0			0	0	0	0	0
Undervotes	12			3	9	0	0	0
Contest Totals	401			176	215	10	0	0

## PCT 061

### Proposition C – Collin County

Vote For 1

	TOTAL	VOTE %		Election Day	Early Voting	Ballots By Mail	Provisional	Limited Ballot
For	236	61.14%	<div><div></div></div>	100	130	6	0	0
Against	150	38.86%	<div><div></div></div>	70	76	4	0	0
Total Votes Cast	386	100.00%	<div><div></div></div>	170	206	10	0	0
Overvotes	0			0	0	0	0	0
Undervotes	15			6	9	0	0	0
Contest Totals	401			176	215	10	0	0

### Proposition D – Collin County

Vote For 1

	TOTAL	VOTE %		Election Day	Early Voting	Ballots By Mail	Provisional	Limited Ballot
For	248	64.42%	<div><div></div></div>	103	137	8	0	0
Against	137	35.58%	<div><div></div></div>	66	69	2	0	0
Total Votes Cast	385	100.00%	<div><div></div></div>	169	206	10	0	0
Overvotes	0			0	0	0	0	0
Undervotes	16			7	9	0	0	0
Contest Totals	401			176	215	10	0	0

### Proposition E – Collin County

Vote For 1

	TOTAL	VOTE %		Election Day	Early Voting	Ballots By Mail	Provisional	Limited Ballot
For	298	76.61%	<div><div></div></div>	128	161	9	0	0
Against	91	23.39%	<div><div></div></div>	44	46	1	0	0
Total Votes Cast	389	100.00%	<div><div></div></div>	172	207	10	0	0
Overvotes	0			0	0	0	0	0
Undervotes	12			4	8	0	0	0
Contest Totals	401			176	215	10	0	0

## PCT 062

### Proposition 1 – State of Texas

Vote For 1

	TOTAL	VOTE %		Election Day	Early Voting	Ballots By Mail	Provision al	Limited Ballot
For	284	64.84%	<div><div></div></div>	163	115	6	0	0
Against	154	35.16%	<div><div></div></div>	90	61	3	0	0
Total Votes Cast	438	100.00%	<div><div></div></div>	253	176	9	0	0
Overvotes	0			0	0	0	0	0
Undervotes	12			3	7	2	0	0
Contest Totals	450			256	183	11	0	0

### Proposition 2 – State of Texas

Vote For 1

	TOTAL	VOTE %		Election Day	Early Voting	Ballots By Mail	Provision al	Limited Ballot
For	280	64.22%	<div><div></div></div>	163	110	7	0	0
Against	156	35.78%	<div><div></div></div>	88	65	3	0	0
Total Votes Cast	436	100.00%	<div><div></div></div>	251	175	10	0	0
Overvotes	0			0	0	0	0	0
Undervotes	14			5	8	1	0	0
Contest Totals	450			256	183	11	0	0

### Proposition 3 – State of Texas

Vote For 1

	TOTAL	VOTE %		Election Day	Early Voting	Ballots By Mail	Provision al	Limited Ballot
For	233	53.69%	<div><div></div></div>	121	106	6	0	0
Against	201	46.31%	<div><div></div></div>	129	68	4	0	0
Total Votes Cast	434	100.00%	<div><div></div></div>	250	174	10	0	0
Overvotes	0			0	0	0	0	0
Undervotes	16			6	9	1	0	0
Contest Totals	450			256	183	11	0	0

### Proposition 4 – State of Texas

Vote For 1

	TOTAL	VOTE %		Election Day	Early Voting	Ballots By Mail	Provision al	Limited Ballot
For	345	78.41%	<div><div></div></div>	185	150	10	0	0
Against	95	21.59%	<div><div></div></div>	68	27	0	0	0
Total Votes Cast	440	100.00%	<div><div></div></div>	253	177	10	0	0
Overvotes	0			0	0	0	0	0
Undervotes	10			3	6	1	0	0
Contest Totals	450			256	183	11	0	0

## PCT 062

### Proposition 5 – State of Texas

Vote For 1

	TOTAL	VOTE %		Election Day	Early Voting	Ballots By Mail	Provisional	Limited Ballot
For	283	65.51%	<div><div></div></div>	160	115	8	0	0
Against	149	34.49%	<div><div></div></div>	89	58	2	0	0
Total Votes Cast	432	100.00%	<div><div></div></div>	249	173	10	0	0
Overvotes	0			0	0	0	0	0
Undervotes	18			7	10	1	0	0
Contest Totals	450			256	183	11	0	0

### Proposition 6 – State of Texas

Vote For 1

	TOTAL	VOTE %		Election Day	Early Voting	Ballots By Mail	Provisional	Limited Ballot
For	371	83.56%	<div><div></div></div>	216	146	9	0	0
Against	73	16.44%	<div><div></div></div>	37	35	1	0	0
Total Votes Cast	444	100.00%	<div><div></div></div>	253	181	10	0	0
Overvotes	0			0	0	0	0	0
Undervotes	6			3	2	1	0	0
Contest Totals	450			256	183	11	0	0

### Proposition 7 – State of Texas

Vote For 1

	TOTAL	VOTE %		Election Day	Early Voting	Ballots By Mail	Provisional	Limited Ballot
For	259	58.46%	<div><div></div></div>	143	111	5	0	0
Against	184	41.54%	<div><div></div></div>	111	68	5	0	0
Total Votes Cast	443	100.00%	<div><div></div></div>	254	179	10	0	0
Overvotes	0			0	0	0	0	0
Undervotes	7			2	4	1	0	0
Contest Totals	450			256	183	11	0	0

### Proposition 8 – State of Texas

Vote For 1

	TOTAL	VOTE %		Election Day	Early Voting	Ballots By Mail	Provisional	Limited Ballot
For	329	74.77%	<div><div></div></div>	197	126	6	0	0
Against	111	25.23%	<div><div></div></div>	55	52	4	0	0
Total Votes Cast	440	100.00%	<div><div></div></div>	252	178	10	0	0
Overvotes	0			0	0	0	0	0
Undervotes	10			4	5	1	0	0
Contest Totals	450			256	183	11	0	0

## PCT 062

### Proposition 9 – State of Texas

Vote For 1

	TOTAL	VOTE %		Election Day	Early Voting	Ballots By Mail	Provisional	Limited Ballot
For	383	86.26%	<div><div></div></div>	214	160	9	0	0
Against	61	13.74%	<div><div></div></div>	39	20	2	0	0
Total Votes Cast	444	100.00%	<div><div></div></div>	253	180	11	0	0
Overvotes	0			0	0	0	0	0
Undervotes	6			3	3	0	0	0
Contest Totals	450			256	183	11	0	0

### Proposition 10 – State of Texas

Vote For 1

	TOTAL	VOTE %		Election Day	Early Voting	Ballots By Mail	Provisional	Limited Ballot
For	198	45.83%	<div><div></div></div>	118	77	3	0	0
Against	234	54.17%	<div><div></div></div>	131	96	7	0	0
Total Votes Cast	432	100.00%	<div><div></div></div>	249	173	10	0	0
Overvotes	0			0	0	0	0	0
Undervotes	18			7	10	1	0	0
Contest Totals	450			256	183	11	0	0

### Proposition 11 – State of Texas

Vote For 1

	TOTAL	VOTE %		Election Day	Early Voting	Ballots By Mail	Provisional	Limited Ballot
For	304	72.73%	<div><div></div></div>	177	118	9	0	0
Against	114	27.27%	<div><div></div></div>	63	50	1	0	0
Total Votes Cast	418	100.00%	<div><div></div></div>	240	168	10	0	0
Overvotes	0			0	0	0	0	0
Undervotes	32			16	15	1	0	0
Contest Totals	450			256	183	11	0	0

### Proposition 12 – State of Texas

Vote For 1

	TOTAL	VOTE %		Election Day	Early Voting	Ballots By Mail	Provisional	Limited Ballot
For	179	46.49%	<div><div></div></div>	87	88	4	0	0
Against	206	53.51%	<div><div></div></div>	139	66	1	0	0
Total Votes Cast	385	100.00%	<div><div></div></div>	226	154	5	0	0
Overvotes	0			0	0	0	0	0
Undervotes	65			30	29	6	0	0
Contest Totals	450			256	183	11	0	0

## PCT 062

### Proposition 13 – State of Texas

Vote For 1

	TOTAL	VOTE %		Election Day	Early Voting	Ballots By Mail	Provisional	Limited Ballot
For	141	33.25%	<div><div></div></div>	73	65	3	0	0
Against	283	66.75%	<div><div></div></div>	170	106	7	0	0
Total Votes Cast	424	100.00%	<div><div></div></div>	243	171	10	0	0
Overvotes	0			0	0	0	0	0
Undervotes	26			13	12	1	0	0
Contest Totals	450			256	183	11	0	0

### Proposition 14 – State of Texas

Vote For 1

	TOTAL	VOTE %		Election Day	Early Voting	Ballots By Mail	Provisional	Limited Ballot
For	342	78.98%	<div><div></div></div>	198	136	8	0	0
Against	91	21.02%	<div><div></div></div>	48	41	2	0	0
Total Votes Cast	433	100.00%	<div><div></div></div>	246	177	10	0	0
Overvotes	0			0	0	0	0	0
Undervotes	17			10	6	1	0	0
Contest Totals	450			256	183	11	0	0

### Proposition A – Collin County

Vote For 1

	TOTAL	VOTE %		Election Day	Early Voting	Ballots By Mail	Provisional	Limited Ballot
For	254	58.80%	<div><div></div></div>	133	116	5	0	0
Against	178	41.20%	<div><div></div></div>	113	60	5	0	0
Total Votes Cast	432	100.00%	<div><div></div></div>	246	176	10	0	0
Overvotes	0			0	0	0	0	0
Undervotes	18			10	7	1	0	0
Contest Totals	450			256	183	11	0	0

### Proposition B – Collin County

Vote For 1

	TOTAL	VOTE %		Election Day	Early Voting	Ballots By Mail	Provisional	Limited Ballot
For	328	75.58%	<div><div></div></div>	184	136	8	0	0
Against	106	24.42%	<div><div></div></div>	64	40	2	0	0
Total Votes Cast	434	100.00%	<div><div></div></div>	248	176	10	0	0
Overvotes	0			0	0	0	0	0
Undervotes	16			8	7	1	0	0
Contest Totals	450			256	183	11	0	0

## PCT 062

### Proposition C – Collin County

Vote For 1

	TOTAL	VOTE %		Election Day	Early Voting	Ballots By Mail	Provisional	Limited Ballot
For	277	64.57%	<div><div></div></div>	144	127	6	0	0
Against	152	35.43%	<div><div></div></div>	102	46	4	0	0
Total Votes Cast	429	100.00%	<div><div></div></div>	246	173	10	0	0
Overvotes	0			0	0	0	0	0
Undervotes	21			10	10	1	0	0
Contest Totals	450			256	183	11	0	0

### Proposition D – Collin County

Vote For 1

	TOTAL	VOTE %		Election Day	Early Voting	Ballots By Mail	Provisional	Limited Ballot
For	297	68.91%	<div><div></div></div>	178	113	6	0	0
Against	134	31.09%	<div><div></div></div>	71	59	4	0	0
Total Votes Cast	431	100.00%	<div><div></div></div>	249	172	10	0	0
Overvotes	0			0	0	0	0	0
Undervotes	19			7	11	1	0	0
Contest Totals	450			256	183	11	0	0

### Proposition E – Collin County

Vote For 1

	TOTAL	VOTE %		Election Day	Early Voting	Ballots By Mail	Provisional	Limited Ballot
For	347	80.32%	<div><div></div></div>	191	151	5	0	0
Against	85	19.68%	<div><div></div></div>	55	26	4	0	0
Total Votes Cast	432	100.00%	<div><div></div></div>	246	177	9	0	0
Overvotes	0			0	0	0	0	0
Undervotes	18			10	6	2	0	0
Contest Totals	450			256	183	11	0	0



## PCT 063

### Proposition 1 – State of Texas

Vote For 1

	TOTAL	VOTE %		Election Day	Early Voting	Ballots By Mail	Provisional	Limited Ballot
For	318	72.11%	<div><div></div></div>	160	150	8	0	0
Against	123	27.89%	<div><div></div></div>	66	57	0	0	0
Total Votes Cast	441	100.00%	<div><div></div></div>	226	207	8	0	0
Overvotes	0			0	0	0	0	0
Undervotes	11			4	7	0	0	0
Contest Totals	452			230	214	8	0	0

### Proposition 2 – State of Texas

Vote For 1

	TOTAL	VOTE %		Election Day	Early Voting	Ballots By Mail	Provisional	Limited Ballot
For	292	67.59%	<div><div></div></div>	140	147	5	0	0
Against	140	32.41%	<div><div></div></div>	77	61	2	0	0
Total Votes Cast	432	100.00%	<div><div></div></div>	217	208	7	0	0
Overvotes	0			0	0	0	0	0
Undervotes	20			13	6	1	0	0
Contest Totals	452			230	214	8	0	0

### Proposition 3 – State of Texas

Vote For 1

	TOTAL	VOTE %		Election Day	Early Voting	Ballots By Mail	Provisional	Limited Ballot
For	303	69.02%	<div><div></div></div>	152	145	6	0	0
Against	136	30.98%	<div><div></div></div>	71	63	2	0	0
Total Votes Cast	439	100.00%	<div><div></div></div>	223	208	8	0	0
Overvotes	0			0	0	0	0	0
Undervotes	13			7	6	0	0	0
Contest Totals	452			230	214	8	0	0

### Proposition 4 – State of Texas

Vote For 1

	TOTAL	VOTE %		Election Day	Early Voting	Ballots By Mail	Provisional	Limited Ballot
For	388	87.39%	<div><div></div></div>	197	185	6	0	0
Against	56	12.61%	<div><div></div></div>	29	25	2	0	0
Total Votes Cast	444	100.00%	<div><div></div></div>	226	210	8	0	0
Overvotes	0			0	0	0	0	0
Undervotes	8			4	4	0	0	0
Contest Totals	452			230	214	8	0	0

## PCT 063

### Proposition 5 – State of Texas

Vote For 1

	TOTAL	VOTE %		Election Day	Early Voting	Ballots By Mail	Provisional	Limited Ballot
For	298	68.66%	<div><div></div></div>	141	149	8	0	0
Against	136	31.34%	<div><div></div></div>	79	57	0	0	0
Total Votes Cast	434	100.00%	<div><div></div></div>	220	206	8	0	0
Overvotes	0			0	0	0	0	0
Undervotes	18			10	8	0	0	0
Contest Totals	452			230	214	8	0	0

### Proposition 6 – State of Texas

Vote For 1

	TOTAL	VOTE %		Election Day	Early Voting	Ballots By Mail	Provisional	Limited Ballot
For	360	81.63%	<div><div></div></div>	184	168	8	0	0
Against	81	18.37%	<div><div></div></div>	40	41	0	0	0
Total Votes Cast	441	100.00%	<div><div></div></div>	224	209	8	0	0
Overvotes	0			0	0	0	0	0
Undervotes	11			6	5	0	0	0
Contest Totals	452			230	214	8	0	0

### Proposition 7 – State of Texas

Vote For 1

	TOTAL	VOTE %		Election Day	Early Voting	Ballots By Mail	Provisional	Limited Ballot
For	288	65.75%	<div><div></div></div>	145	135	8	0	0
Against	150	34.25%	<div><div></div></div>	78	72	0	0	0
Total Votes Cast	438	100.00%	<div><div></div></div>	223	207	8	0	0
Overvotes	0			0	0	0	0	0
Undervotes	14			7	7	0	0	0
Contest Totals	452			230	214	8	0	0

### Proposition 8 – State of Texas

Vote For 1

	TOTAL	VOTE %		Election Day	Early Voting	Ballots By Mail	Provisional	Limited Ballot
For	314	72.52%	<div><div></div></div>	152	154	8	0	0
Against	119	27.48%	<div><div></div></div>	67	52	0	0	0
Total Votes Cast	433	100.00%	<div><div></div></div>	219	206	8	0	0
Overvotes	0			0	0	0	0	0
Undervotes	19			11	8	0	0	0
Contest Totals	452			230	214	8	0	0

## PCT 063

### Proposition 9 – State of Texas

Vote For 1

	TOTAL	VOTE %		Election Day	Early Voting	Ballots By Mail	Provisional	Limited Ballot
For	385	86.91%	<div><div></div></div>	191	186	8	0	0
Against	58	13.09%	<div><div></div></div>	35	23	0	0	0
Total Votes Cast	443	100.00%	<div><div></div></div>	226	209	8	0	0
Overvotes	0			0	0	0	0	0
Undervotes	9			4	5	0	0	0
Contest Totals	452			230	214	8	0	0

### Proposition 10 – State of Texas

Vote For 1

	TOTAL	VOTE %		Election Day	Early Voting	Ballots By Mail	Provisional	Limited Ballot
For	221	52.12%	<div><div></div></div>	106	109	6	0	0
Against	203	47.88%	<div><div></div></div>	110	91	2	0	0
Total Votes Cast	424	100.00%	<div><div></div></div>	216	200	8	0	0
Overvotes	0			0	0	0	0	0
Undervotes	28			14	14	0	0	0
Contest Totals	452			230	214	8	0	0

### Proposition 11 – State of Texas

Vote For 1

	TOTAL	VOTE %		Election Day	Early Voting	Ballots By Mail	Provisional	Limited Ballot
For	291	71.32%	<div><div></div></div>	139	146	6	0	0
Against	117	28.68%	<div><div></div></div>	70	47	0	0	0
Total Votes Cast	408	100.00%	<div><div></div></div>	209	193	6	0	0
Overvotes	0			0	0	0	0	0
Undervotes	44			21	21	2	0	0
Contest Totals	452			230	214	8	0	0

### Proposition 12 – State of Texas

Vote For 1

	TOTAL	VOTE %		Election Day	Early Voting	Ballots By Mail	Provisional	Limited Ballot
For	228	59.53%	<div><div></div></div>	115	113	0	0	0
Against	155	40.47%	<div><div></div></div>	80	71	4	0	0
Total Votes Cast	383	100.00%	<div><div></div></div>	195	184	4	0	0
Overvotes	0			0	0	0	0	0
Undervotes	69			35	30	4	0	0
Contest Totals	452			230	214	8	0	0

## PCT 063

### Proposition 13 – State of Texas

Vote For 1

	TOTAL	VOTE %		Election Day	Early Voting	Ballots By Mail	Provisional	Limited Ballot
For	162	37.67%	<div><div></div></div>	85	77	0	0	0
Against	268	62.33%	<div><div></div></div>	138	122	8	0	0
Total Votes Cast	430	100.00%	<div><div></div></div>	223	199	8	0	0
Overvotes	0			0	0	0	0	0
Undervotes	22			7	15	0	0	0
Contest Totals	452			230	214	8	0	0

### Proposition 14 – State of Texas

Vote For 1

	TOTAL	VOTE %		Election Day	Early Voting	Ballots By Mail	Provisional	Limited Ballot
For	353	80.41%	<div><div></div></div>	177	169	7	0	0
Against	86	19.59%	<div><div></div></div>	48	37	1	0	0
Total Votes Cast	439	100.00%	<div><div></div></div>	225	206	8	0	0
Overvotes	0			0	0	0	0	0
Undervotes	13			5	8	0	0	0
Contest Totals	452			230	214	8	0	0

### Proposition A – Collin County

Vote For 1

	TOTAL	VOTE %		Election Day	Early Voting	Ballots By Mail	Provisional	Limited Ballot
For	255	59.03%	<div><div></div></div>	121	126	8	0	0
Against	177	40.97%	<div><div></div></div>	102	75	0	0	0
Total Votes Cast	432	100.00%	<div><div></div></div>	223	201	8	0	0
Overvotes	0			0	0	0	0	0
Undervotes	20			7	13	0	0	0
Contest Totals	452			230	214	8	0	0

### Proposition B – Collin County

Vote For 1

	TOTAL	VOTE %		Election Day	Early Voting	Ballots By Mail	Provisional	Limited Ballot
For	318	72.44%	<div><div></div></div>	157	155	6	0	0
Against	121	27.56%	<div><div></div></div>	70	49	2	0	0
Total Votes Cast	439	100.00%	<div><div></div></div>	227	204	8	0	0
Overvotes	0			0	0	0	0	0
Undervotes	13			3	10	0	0	0
Contest Totals	452			230	214	8	0	0

## PCT 063

### Proposition C – Collin County

Vote For 1

	TOTAL	VOTE %		Election Day	Early Voting	Ballots By Mail	Provision al	Limited Ballot
For	271	62.73%	<div><div></div></div>	121	144	6	0	0
Against	161	37.27%	<div><div></div></div>	100	59	2	0	0
Total Votes Cast	432	100.00%	<div><div></div></div>	221	203	8	0	0
Overvotes	0			0	0	0	0	0
Undervotes	20			9	11	0	0	0
Contest Totals	452			230	214	8	0	0

### Proposition D – Collin County

Vote For 1

	TOTAL	VOTE %		Election Day	Early Voting	Ballots By Mail	Provision al	Limited Ballot
For	309	71.36%	<div><div></div></div>	150	153	6	0	0
Against	124	28.64%	<div><div></div></div>	70	52	2	0	0
Total Votes Cast	433	100.00%	<div><div></div></div>	220	205	8	0	0
Overvotes	0			0	0	0	0	0
Undervotes	19			10	9	0	0	0
Contest Totals	452			230	214	8	0	0

### Proposition E – Collin County

Vote For 1

	TOTAL	VOTE %		Election Day	Early Voting	Ballots By Mail	Provision al	Limited Ballot
For	344	78.54%	<div><div></div></div>	165	171	8	0	0
Against	94	21.46%	<div><div></div></div>	60	34	0	0	0
Total Votes Cast	438	100.00%	<div><div></div></div>	225	205	8	0	0
Overvotes	0			0	0	0	0	0
Undervotes	14			5	9	0	0	0
Contest Totals	452			230	214	8	0	0

## PCT 064

### Proposition 1 – State of Texas

Vote For 1

	TOTAL	VOTE %		Election Day	Early Voting	Ballots By Mail	Provision al	Limited Ballot
For	276	65.40%	<div><div></div></div>	144	125	7	0	0
Against	146	34.60%	<div><div></div></div>	75	67	4	0	0
Total Votes Cast	422	100.00%	<div><div></div></div>	219	192	11	0	0
Overvotes	0			0	0	0	0	0
Undervotes	6			3	3	0	0	0
Contest Totals	428			222	195	11	0	0

### Proposition 2 – State of Texas

Vote For 1

	TOTAL	VOTE %		Election Day	Early Voting	Ballots By Mail	Provision al	Limited Ballot
For	268	64.89%	<div><div></div></div>	131	126	11	0	0
Against	145	35.11%	<div><div></div></div>	84	61	0	0	0
Total Votes Cast	413	100.00%	<div><div></div></div>	215	187	11	0	0
Overvotes	0			0	0	0	0	0
Undervotes	15			7	8	0	0	0
Contest Totals	428			222	195	11	0	0

### Proposition 3 – State of Texas

Vote For 1

	TOTAL	VOTE %		Election Day	Early Voting	Ballots By Mail	Provision al	Limited Ballot
For	270	64.90%	<div><div></div></div>	133	133	4	0	0
Against	146	35.10%	<div><div></div></div>	82	57	7	0	0
Total Votes Cast	416	100.00%	<div><div></div></div>	215	190	11	0	0
Overvotes	0			0	0	0	0	0
Undervotes	12			7	5	0	0	0
Contest Totals	428			222	195	11	0	0

### Proposition 4 – State of Texas

Vote For 1

	TOTAL	VOTE %		Election Day	Early Voting	Ballots By Mail	Provision al	Limited Ballot
For	345	82.73%	<div><div></div></div>	175	161	9	0	0
Against	72	17.27%	<div><div></div></div>	42	28	2	0	0
Total Votes Cast	417	100.00%	<div><div></div></div>	217	189	11	0	0
Overvotes	0			0	0	0	0	0
Undervotes	11			5	6	0	0	0
Contest Totals	428			222	195	11	0	0

## PCT 064

### Proposition 5 – State of Texas

Vote For 1

	TOTAL	VOTE %		Election Day	Early Voting	Ballots By Mail	Provisional	Limited Ballot
For	275	65.32%	<div><div></div></div>	145	120	10	0	0
Against	146	34.68%	<div><div></div></div>	74	71	1	0	0
Total Votes Cast	421	100.00%	<div><div></div></div>	219	191	11	0	0
Overvotes	0			0	0	0	0	0
Undervotes	7			3	4	0	0	0
Contest Totals	428			222	195	11	0	0

### Proposition 6 – State of Texas

Vote For 1

	TOTAL	VOTE %		Election Day	Early Voting	Ballots By Mail	Provisional	Limited Ballot
For	333	78.72%	<div><div></div></div>	172	152	9	0	0
Against	90	21.28%	<div><div></div></div>	47	41	2	0	0
Total Votes Cast	423	100.00%	<div><div></div></div>	219	193	11	0	0
Overvotes	0			0	0	0	0	0
Undervotes	5			3	2	0	0	0
Contest Totals	428			222	195	11	0	0

### Proposition 7 – State of Texas

Vote For 1

	TOTAL	VOTE %		Election Day	Early Voting	Ballots By Mail	Provisional	Limited Ballot
For	257	61.05%	<div><div></div></div>	134	118	5	0	0
Against	164	38.95%	<div><div></div></div>	82	76	6	0	0
Total Votes Cast	421	100.00%	<div><div></div></div>	216	194	11	0	0
Overvotes	0			0	0	0	0	0
Undervotes	7			6	1	0	0	0
Contest Totals	428			222	195	11	0	0

### Proposition 8 – State of Texas

Vote For 1

	TOTAL	VOTE %		Election Day	Early Voting	Ballots By Mail	Provisional	Limited Ballot
For	293	69.60%	<div><div></div></div>	151	131	11	0	0
Against	128	30.40%	<div><div></div></div>	67	61	0	0	0
Total Votes Cast	421	100.00%	<div><div></div></div>	218	192	11	0	0
Overvotes	0			0	0	0	0	0
Undervotes	7			4	3	0	0	0
Contest Totals	428			222	195	11	0	0

## PCT 064

### Proposition 9 – State of Texas

Vote For 1

	TOTAL	VOTE %		Election Day	Early Voting	Ballots By Mail	Provisional	Limited Ballot
For	356	84.56%	<div><div></div></div>	180	167	9	0	0
Against	65	15.44%	<div><div></div></div>	37	26	2	0	0
Total Votes Cast	421	100.00%	<div><div></div></div>	217	193	11	0	0
Overvotes	0			0	0	0	0	0
Undervotes	7			5	2	0	0	0
Contest Totals	428			222	195	11	0	0

### Proposition 10 – State of Texas

Vote For 1

	TOTAL	VOTE %		Election Day	Early Voting	Ballots By Mail	Provisional	Limited Ballot
For	173	41.89%	<div><div></div></div>	90	77	6	0	0
Against	240	58.11%	<div><div></div></div>	125	110	5	0	0
Total Votes Cast	413	100.00%	<div><div></div></div>	215	187	11	0	0
Overvotes	0			0	0	0	0	0
Undervotes	15			7	8	0	0	0
Contest Totals	428			222	195	11	0	0

### Proposition 11 – State of Texas

Vote For 1

	TOTAL	VOTE %		Election Day	Early Voting	Ballots By Mail	Provisional	Limited Ballot
For	258	65.82%	<div><div></div></div>	137	110	11	0	0
Against	134	34.18%	<div><div></div></div>	68	66	0	0	0
Total Votes Cast	392	100.00%	<div><div></div></div>	205	176	11	0	0
Overvotes	0			0	0	0	0	0
Undervotes	36			17	19	0	0	0
Contest Totals	428			222	195	11	0	0

### Proposition 12 – State of Texas

Vote For 1

	TOTAL	VOTE %		Election Day	Early Voting	Ballots By Mail	Provisional	Limited Ballot
For	194	52.01%	<div><div></div></div>	88	99	7	0	0
Against	179	47.99%	<div><div></div></div>	104	71	4	0	0
Total Votes Cast	373	100.00%	<div><div></div></div>	192	170	11	0	0
Overvotes	0			0	0	0	0	0
Undervotes	55			30	25	0	0	0
Contest Totals	428			222	195	11	0	0



## PCT 064

### Proposition 13 – State of Texas

Vote For 1

	TOTAL	VOTE %		Election Day	Early Voting	Ballots By Mail	Provisional	Limited Ballot
For	143	34.88%	<div><div></div></div>	67	67	9	0	0
Against	267	65.12%	<div><div></div></div>	142	124	1	0	0
Total Votes Cast	410	100.00%	<div><div></div></div>	209	191	10	0	0
Overvotes	0			0	0	0	0	0
Undervotes	18			13	4	1	0	0
Contest Totals	428			222	195	11	0	0

### Proposition 14 – State of Texas

Vote For 1

	TOTAL	VOTE %		Election Day	Early Voting	Ballots By Mail	Provisional	Limited Ballot
For	320	76.01%	<div><div></div></div>	168	142	10	0	0
Against	101	23.99%	<div><div></div></div>	50	50	1	0	0
Total Votes Cast	421	100.00%	<div><div></div></div>	218	192	11	0	0
Overvotes	0			0	0	0	0	0
Undervotes	7			4	3	0	0	0
Contest Totals	428			222	195	11	0	0

### Proposition A – Collin County

Vote For 1

	TOTAL	VOTE %		Election Day	Early Voting	Ballots By Mail	Provisional	Limited Ballot
For	241	57.66%	<div><div></div></div>	123	112	6	0	0
Against	177	42.34%	<div><div></div></div>	92	80	5	0	0
Total Votes Cast	418	100.00%	<div><div></div></div>	215	192	11	0	0
Overvotes	0			0	0	0	0	0
Undervotes	10			7	3	0	0	0
Contest Totals	428			222	195	11	0	0

### Proposition B – Collin County

Vote For 1

	TOTAL	VOTE %		Election Day	Early Voting	Ballots By Mail	Provisional	Limited Ballot
For	299	71.36%	<div><div></div></div>	158	131	10	0	0
Against	120	28.64%	<div><div></div></div>	58	61	1	0	0
Total Votes Cast	419	100.00%	<div><div></div></div>	216	192	11	0	0
Overvotes	0			0	0	0	0	0
Undervotes	9			6	3	0	0	0
Contest Totals	428			222	195	11	0	0

## PCT 064

### Proposition C – Collin County

Vote For 1

	TOTAL	VOTE %		Election Day	Early Voting	Ballots By Mail	Provisional	Limited Ballot
For	244	58.80%	<div><div></div></div>	132	104	8	0	0
Against	171	41.20%	<div><div></div></div>	82	86	3	0	0
Total Votes Cast	415	100.00%	<div><div></div></div>	214	190	11	0	0
Overvotes	0			0	0	0	0	0
Undervotes	13			8	5	0	0	0
Contest Totals	428			222	195	11	0	0

### Proposition D – Collin County

Vote For 1

	TOTAL	VOTE %		Election Day	Early Voting	Ballots By Mail	Provisional	Limited Ballot
For	286	68.26%	<div><div></div></div>	148	129	9	0	0
Against	133	31.74%	<div><div></div></div>	68	63	2	0	0
Total Votes Cast	419	100.00%	<div><div></div></div>	216	192	11	0	0
Overvotes	0			0	0	0	0	0
Undervotes	9			6	3	0	0	0
Contest Totals	428			222	195	11	0	0

### Proposition E – Collin County

Vote For 1

	TOTAL	VOTE %		Election Day	Early Voting	Ballots By Mail	Provisional	Limited Ballot
For	309	73.92%	<div><div></div></div>	164	136	9	0	0
Against	109	26.08%	<div><div></div></div>	51	56	2	0	0
Total Votes Cast	418	100.00%	<div><div></div></div>	215	192	11	0	0
Overvotes	0			0	0	0	0	0
Undervotes	10			7	3	0	0	0
Contest Totals	428			222	195	11	0	0

## PCT 065

### Proposition 1 – State of Texas

Vote For 1

	TOTAL	VOTE %		Election Day	Early Voting	Ballots By Mail	Provision al	Limited Ballot
For	141	73.82%	<div><div></div></div>	70	69	2	0	0
Against	50	26.18%	<div><div></div></div>	22	27	1	0	0
Total Votes Cast	191	100.00%	<div><div></div></div>	92	96	3	0	0
Overvotes	0			0	0	0	0	0
Undervotes	6			4	2	0	0	0
Contest Totals	197			96	98	3	0	0

### Proposition 2 – State of Texas

Vote For 1

	TOTAL	VOTE %		Election Day	Early Voting	Ballots By Mail	Provision al	Limited Ballot
For	134	71.28%	<div><div></div></div>	68	63	3	0	0
Against	54	28.72%	<div><div></div></div>	23	31	0	0	0
Total Votes Cast	188	100.00%	<div><div></div></div>	91	94	3	0	0
Overvotes	0			0	0	0	0	0
Undervotes	9			5	4	0	0	0
Contest Totals	197			96	98	3	0	0

### Proposition 3 – State of Texas

Vote For 1

	TOTAL	VOTE %		Election Day	Early Voting	Ballots By Mail	Provision al	Limited Ballot
For	118	62.11%	<div><div></div></div>	46	70	2	0	0
Against	72	37.89%	<div><div></div></div>	45	26	1	0	0
Total Votes Cast	190	100.00%	<div><div></div></div>	91	96	3	0	0
Overvotes	0			0	0	0	0	0
Undervotes	7			5	2	0	0	0
Contest Totals	197			96	98	3	0	0

### Proposition 4 – State of Texas

Vote For 1

	TOTAL	VOTE %		Election Day	Early Voting	Ballots By Mail	Provision al	Limited Ballot
For	154	81.05%	<div><div></div></div>	73	79	2	0	0
Against	36	18.95%	<div><div></div></div>	18	17	1	0	0
Total Votes Cast	190	100.00%	<div><div></div></div>	91	96	3	0	0
Overvotes	0			0	0	0	0	0
Undervotes	7			5	2	0	0	0
Contest Totals	197			96	98	3	0	0

## PCT 065

### Proposition 5 – State of Texas

Vote For 1

	TOTAL	VOTE %		Election Day	Early Voting	Ballots By Mail	Provisional	Limited Ballot
For	126	66.32%	<div><div></div></div>	54	70	2	0	0
Against	64	33.68%	<div><div></div></div>	37	26	1	0	0
Total Votes Cast	190	100.00%	<div><div></div></div>	91	96	3	0	0
Overvotes	0			0	0	0	0	0
Undervotes	7			5	2	0	0	0
Contest Totals	197			96	98	3	0	0

### Proposition 6 – State of Texas

Vote For 1

	TOTAL	VOTE %		Election Day	Early Voting	Ballots By Mail	Provisional	Limited Ballot
For	153	80.53%	<div><div></div></div>	74	76	3	0	0
Against	37	19.47%	<div><div></div></div>	17	20	0	0	0
Total Votes Cast	190	100.00%	<div><div></div></div>	91	96	3	0	0
Overvotes	0			0	0	0	0	0
Undervotes	7			5	2	0	0	0
Contest Totals	197			96	98	3	0	0

### Proposition 7 – State of Texas

Vote For 1

	TOTAL	VOTE %		Election Day	Early Voting	Ballots By Mail	Provisional	Limited Ballot
For	121	63.68%	<div><div></div></div>	59	59	3	0	0
Against	69	36.32%	<div><div></div></div>	33	36	0	0	0
Total Votes Cast	190	100.00%	<div><div></div></div>	92	95	3	0	0
Overvotes	0			0	0	0	0	0
Undervotes	7			4	3	0	0	0
Contest Totals	197			96	98	3	0	0

### Proposition 8 – State of Texas

Vote For 1

	TOTAL	VOTE %		Election Day	Early Voting	Ballots By Mail	Provisional	Limited Ballot
For	143	74.87%	<div><div></div></div>	69	71	3	0	0
Against	48	25.13%	<div><div></div></div>	23	25	0	0	0
Total Votes Cast	191	100.00%	<div><div></div></div>	92	96	3	0	0
Overvotes	0			0	0	0	0	0
Undervotes	6			4	2	0	0	0
Contest Totals	197			96	98	3	0	0

## PCT 065

### Proposition 9 – State of Texas

Vote For 1

	TOTAL	VOTE %		Election Day	Early Voting	Ballots By Mail	Provisional	Limited Ballot
For	163	84.46%	<div><div></div></div>	83	77	3	0	0
Against	30	15.54%	<div><div></div></div>	11	19	0	0	0
Total Votes Cast	193	100.00%	<div><div></div></div>	94	96	3	0	0
Overvotes	0			0	0	0	0	0
Undervotes	4			2	2	0	0	0
Contest Totals	197			96	98	3	0	0

### Proposition 10 – State of Texas

Vote For 1

	TOTAL	VOTE %		Election Day	Early Voting	Ballots By Mail	Provisional	Limited Ballot
For	98	51.58%	<div><div></div></div>	46	50	2	0	0
Against	92	48.42%	<div><div></div></div>	45	46	1	0	0
Total Votes Cast	190	100.00%	<div><div></div></div>	91	96	3	0	0
Overvotes	0			0	0	0	0	0
Undervotes	7			5	2	0	0	0
Contest Totals	197			96	98	3	0	0

### Proposition 11 – State of Texas

Vote For 1

	TOTAL	VOTE %		Election Day	Early Voting	Ballots By Mail	Provisional	Limited Ballot
For	121	67.22%	<div><div></div></div>	56	62	3	0	0
Against	59	32.78%	<div><div></div></div>	33	26	0	0	0
Total Votes Cast	180	100.00%	<div><div></div></div>	89	88	3	0	0
Overvotes	0			0	0	0	0	0
Undervotes	17			7	10	0	0	0
Contest Totals	197			96	98	3	0	0

### Proposition 12 – State of Texas

Vote For 1

	TOTAL	VOTE %		Election Day	Early Voting	Ballots By Mail	Provisional	Limited Ballot
For	99	55.93%	<div><div></div></div>	44	53	2	0	0
Against	78	44.07%	<div><div></div></div>	43	34	1	0	0
Total Votes Cast	177	100.00%	<div><div></div></div>	87	87	3	0	0
Overvotes	0			0	0	0	0	0
Undervotes	20			9	11	0	0	0
Contest Totals	197			96	98	3	0	0

## PCT 065

### Proposition 13 – State of Texas

Vote For 1

	TOTAL	VOTE %		Election Day	Early Voting	Ballots By Mail	Provisional	Limited Ballot
For	65	34.57%	<div><div></div></div>	29	33	3	0	0
Against	123	65.43%	<div><div></div></div>	62	61	0	0	0
Total Votes Cast	188	100.00%	<div><div></div></div>	91	94	3	0	0
Overvotes	0			0	0	0	0	0
Undervotes	9			5	4	0	0	0
Contest Totals	197			96	98	3	0	0

### Proposition 14 – State of Texas

Vote For 1

	TOTAL	VOTE %		Election Day	Early Voting	Ballots By Mail	Provisional	Limited Ballot
For	148	78.72%	<div><div></div></div>	73	72	3	0	0
Against	40	21.28%	<div><div></div></div>	17	23	0	0	0
Total Votes Cast	188	100.00%	<div><div></div></div>	90	95	3	0	0
Overvotes	0			0	0	0	0	0
Undervotes	9			6	3	0	0	0
Contest Totals	197			96	98	3	0	0

### Proposition A – Collin County

Vote For 1

	TOTAL	VOTE %		Election Day	Early Voting	Ballots By Mail	Provisional	Limited Ballot
For	104	54.45%	<div><div></div></div>	43	58	3	0	0
Against	87	45.55%	<div><div></div></div>	49	38	0	0	0
Total Votes Cast	191	100.00%	<div><div></div></div>	92	96	3	0	0
Overvotes	0			0	0	0	0	0
Undervotes	6			4	2	0	0	0
Contest Totals	197			96	98	3	0	0

### Proposition B – Collin County

Vote For 1

	TOTAL	VOTE %		Election Day	Early Voting	Ballots By Mail	Provisional	Limited Ballot
For	139	73.16%	<div><div></div></div>	67	69	3	0	0
Against	51	26.84%	<div><div></div></div>	25	26	0	0	0
Total Votes Cast	190	100.00%	<div><div></div></div>	92	95	3	0	0
Overvotes	0			0	0	0	0	0
Undervotes	7			4	3	0	0	0
Contest Totals	197			96	98	3	0	0

## PCT 065

### Proposition C – Collin County

Vote For 1

	TOTAL	VOTE %		Election Day	Early Voting	Ballots By Mail	Provisional	Limited Ballot
For	112	58.95%	<div><div></div></div>	54	55	3	0	0
Against	78	41.05%	<div><div></div></div>	38	40	0	0	0
Total Votes Cast	190	100.00%	<div><div></div></div>	92	95	3	0	0
Overvotes	0			0	0	0	0	0
Undervotes	7			4	3	0	0	0
Contest Totals	197			96	98	3	0	0

### Proposition D – Collin County

Vote For 1

	TOTAL	VOTE %		Election Day	Early Voting	Ballots By Mail	Provisional	Limited Ballot
For	128	66.67%	<div><div></div></div>	67	58	3	0	0
Against	64	33.33%	<div><div></div></div>	26	38	0	0	0
Total Votes Cast	192	100.00%	<div><div></div></div>	93	96	3	0	0
Overvotes	0			0	0	0	0	0
Undervotes	5			3	2	0	0	0
Contest Totals	197			96	98	3	0	0

### Proposition E – Collin County

Vote For 1

	TOTAL	VOTE %		Election Day	Early Voting	Ballots By Mail	Provisional	Limited Ballot
For	145	75.92%	<div><div></div></div>	70	72	3	0	0
Against	46	24.08%	<div><div></div></div>	22	24	0	0	0
Total Votes Cast	191	100.00%	<div><div></div></div>	92	96	3	0	0
Overvotes	0			0	0	0	0	0
Undervotes	6			4	2	0	0	0
Contest Totals	197			96	98	3	0	0

## PCT 066

### Proposition 1 – State of Texas

Vote For 1

	TOTAL	VOTE %		Election Day	Early Voting	Ballots By Mail	Provision al	Limited Ballot
For	225	71.20%	<div><div></div></div>	112	106	7	0	0
Against	91	28.80%	<div><div></div></div>	56	33	2	0	0
Total Votes Cast	316	100.00%	<div><div></div></div>	168	139	9	0	0
Overvotes	0			0	0	0	0	0
Undervotes	11			5	6	0	0	0
Contest Totals	327			173	145	9	0	0

### Proposition 2 – State of Texas

Vote For 1

	TOTAL	VOTE %		Election Day	Early Voting	Ballots By Mail	Provision al	Limited Ballot
For	219	69.97%	<div><div></div></div>	108	104	7	0	0
Against	94	30.03%	<div><div></div></div>	58	35	1	0	0
Total Votes Cast	313	100.00%	<div><div></div></div>	166	139	8	0	0
Overvotes	0			0	0	0	0	0
Undervotes	14			7	6	1	0	0
Contest Totals	327			173	145	9	0	0

### Proposition 3 – State of Texas

Vote For 1

	TOTAL	VOTE %		Election Day	Early Voting	Ballots By Mail	Provision al	Limited Ballot
For	196	62.22%	<div><div></div></div>	99	93	4	0	0
Against	119	37.78%	<div><div></div></div>	70	45	4	0	0
Total Votes Cast	315	100.00%	<div><div></div></div>	169	138	8	0	0
Overvotes	0			0	0	0	0	0
Undervotes	12			4	7	1	0	0
Contest Totals	327			173	145	9	0	0

### Proposition 4 – State of Texas

Vote For 1

	TOTAL	VOTE %		Election Day	Early Voting	Ballots By Mail	Provision al	Limited Ballot
For	269	83.28%	<div><div></div></div>	141	122	6	0	0
Against	54	16.72%	<div><div></div></div>	30	21	3	0	0
Total Votes Cast	323	100.00%	<div><div></div></div>	171	143	9	0	0
Overvotes	0			0	0	0	0	0
Undervotes	4			2	2	0	0	0
Contest Totals	327			173	145	9	0	0



## PCT 066

### Proposition 5 – State of Texas

Vote For 1

	TOTAL	VOTE %		Election Day	Early Voting	Ballots By Mail	Provisional	Limited Ballot
For	217	68.67%	<div><div></div></div>	110	102	5	0	0
Against	99	31.33%	<div><div></div></div>	57	39	3	0	0
Total Votes Cast	316	100.00%	<div><div></div></div>	167	141	8	0	0
Overvotes	0			0	0	0	0	0
Undervotes	11			6	4	1	0	0
Contest Totals	327			173	145	9	0	0

### Proposition 6 – State of Texas

Vote For 1

	TOTAL	VOTE %		Election Day	Early Voting	Ballots By Mail	Provisional	Limited Ballot
For	264	81.99%	<div><div></div></div>	132	124	8	0	0
Against	58	18.01%	<div><div></div></div>	38	19	1	0	0
Total Votes Cast	322	100.00%	<div><div></div></div>	170	143	9	0	0
Overvotes	0			0	0	0	0	0
Undervotes	5			3	2	0	0	0
Contest Totals	327			173	145	9	0	0

### Proposition 7 – State of Texas

Vote For 1

	TOTAL	VOTE %		Election Day	Early Voting	Ballots By Mail	Provisional	Limited Ballot
For	197	61.76%	<div><div></div></div>	105	89	3	0	0
Against	122	38.24%	<div><div></div></div>	64	52	6	0	0
Total Votes Cast	319	100.00%	<div><div></div></div>	169	141	9	0	0
Overvotes	0			0	0	0	0	0
Undervotes	8			4	4	0	0	0
Contest Totals	327			173	145	9	0	0

### Proposition 8 – State of Texas

Vote For 1

	TOTAL	VOTE %		Election Day	Early Voting	Ballots By Mail	Provisional	Limited Ballot
For	236	74.21%	<div><div></div></div>	118	113	5	0	0
Against	82	25.79%	<div><div></div></div>	52	27	3	0	0
Total Votes Cast	318	100.00%	<div><div></div></div>	170	140	8	0	0
Overvotes	0			0	0	0	0	0
Undervotes	9			3	5	1	0	0
Contest Totals	327			173	145	9	0	0

## PCT 066

### Proposition 9 – State of Texas

Vote For 1

	TOTAL	VOTE %		Election Day	Early Voting	Ballots By Mail	Provisional	Limited Ballot
For	277	86.02%	<div><div></div></div>	136	133	8	0	0
Against	45	13.98%	<div><div></div></div>	35	9	1	0	0
Total Votes Cast	322	100.00%	<div><div></div></div>	171	142	9	0	0
Overvotes	0			0	0	0	0	0
Undervotes	5			2	3	0	0	0
Contest Totals	327			173	145	9	0	0

### Proposition 10 – State of Texas

Vote For 1

	TOTAL	VOTE %		Election Day	Early Voting	Ballots By Mail	Provisional	Limited Ballot
For	168	53.85%	<div><div></div></div>	84	76	8	0	0
Against	144	46.15%	<div><div></div></div>	81	62	1	0	0
Total Votes Cast	312	100.00%	<div><div></div></div>	165	138	9	0	0
Overvotes	0			0	0	0	0	0
Undervotes	15			8	7	0	0	0
Contest Totals	327			173	145	9	0	0

### Proposition 11 – State of Texas

Vote For 1

	TOTAL	VOTE %		Election Day	Early Voting	Ballots By Mail	Provisional	Limited Ballot
For	202	67.33%	<div><div></div></div>	99	97	6	0	0
Against	98	32.67%	<div><div></div></div>	57	38	3	0	0
Total Votes Cast	300	100.00%	<div><div></div></div>	156	135	9	0	0
Overvotes	0			0	0	0	0	0
Undervotes	27			17	10	0	0	0
Contest Totals	327			173	145	9	0	0

### Proposition 12 – State of Texas

Vote For 1

	TOTAL	VOTE %		Election Day	Early Voting	Ballots By Mail	Provisional	Limited Ballot
For	158	56.03%	<div><div></div></div>	73	81	4	0	0
Against	124	43.97%	<div><div></div></div>	75	45	4	0	0
Total Votes Cast	282	100.00%	<div><div></div></div>	148	126	8	0	0
Overvotes	0			0	0	0	0	0
Undervotes	45			25	19	1	0	0
Contest Totals	327			173	145	9	0	0

## PCT 066

### Proposition 13 – State of Texas

Vote For 1

	TOTAL	VOTE %		Election Day	Early Voting	Ballots By Mail	Provisional	Limited Ballot
For	114	36.54%	<div><div></div></div>	52	56	6	0	0
Against	198	63.46%	<div><div></div></div>	115	80	3	0	0
Total Votes Cast	312	100.00%	<div><div></div></div>	167	136	9	0	0
Overvotes	0			0	0	0	0	0
Undervotes	15			6	9	0	0	0
Contest Totals	327			173	145	9	0	0

### Proposition 14 – State of Texas

Vote For 1

	TOTAL	VOTE %		Election Day	Early Voting	Ballots By Mail	Provisional	Limited Ballot
For	248	77.50%	<div><div></div></div>	124	115	9	0	0
Against	72	22.50%	<div><div></div></div>	46	26	0	0	0
Total Votes Cast	320	100.00%	<div><div></div></div>	170	141	9	0	0
Overvotes	0			0	0	0	0	0
Undervotes	7			3	4	0	0	0
Contest Totals	327			173	145	9	0	0

### Proposition A – Collin County

Vote For 1

	TOTAL	VOTE %		Election Day	Early Voting	Ballots By Mail	Provisional	Limited Ballot
For	195	61.71%	<div><div></div></div>	90	97	8	0	0
Against	121	38.29%	<div><div></div></div>	77	43	1	0	0
Total Votes Cast	316	100.00%	<div><div></div></div>	167	140	9	0	0
Overvotes	0			0	0	0	0	0
Undervotes	11			6	5	0	0	0
Contest Totals	327			173	145	9	0	0

### Proposition B – Collin County

Vote For 1

	TOTAL	VOTE %		Election Day	Early Voting	Ballots By Mail	Provisional	Limited Ballot
For	227	72.76%	<div><div></div></div>	117	105	5	0	0
Against	85	27.24%	<div><div></div></div>	49	33	3	0	0
Total Votes Cast	312	100.00%	<div><div></div></div>	166	138	8	0	0
Overvotes	0			0	0	0	0	0
Undervotes	15			7	7	1	0	0
Contest Totals	327			173	145	9	0	0

## PCT 066

### Proposition C – Collin County

Vote For 1

	TOTAL	VOTE %		Election Day	Early Voting	Ballots By Mail	Provisional	Limited Ballot
For	201	64.42%	<div><div></div></div>	98	97	6	0	0
Against	111	35.58%	<div><div></div></div>	68	41	2	0	0
Total Votes Cast	312	100.00%	<div><div></div></div>	166	138	8	0	0
Overvotes	0			0	0	0	0	0
Undervotes	15			7	7	1	0	0
Contest Totals	327			173	145	9	0	0

### Proposition D – Collin County

Vote For 1

	TOTAL	VOTE %		Election Day	Early Voting	Ballots By Mail	Provisional	Limited Ballot
For	230	72.33%	<div><div></div></div>	120	102	8	0	0
Against	88	27.67%	<div><div></div></div>	50	37	1	0	0
Total Votes Cast	318	100.00%	<div><div></div></div>	170	139	9	0	0
Overvotes	0			0	0	0	0	0
Undervotes	9			3	6	0	0	0
Contest Totals	327			173	145	9	0	0

### Proposition E – Collin County

Vote For 1

	TOTAL	VOTE %		Election Day	Early Voting	Ballots By Mail	Provisional	Limited Ballot
For	254	79.62%	<div><div></div></div>	132	116	6	0	0
Against	65	20.38%	<div><div></div></div>	39	23	3	0	0
Total Votes Cast	319	100.00%	<div><div></div></div>	171	139	9	0	0
Overvotes	0			0	0	0	0	0
Undervotes	8			2	6	0	0	0
Contest Totals	327			173	145	9	0	0

## PCT 067

### Proposition 1 – State of Texas

Vote For 1

	TOTAL	VOTE %		Election Day	Early Voting	Ballots By Mail	Provision al	Limited Ballot
For	236	66.29%	<div><div></div></div>	102	118	16	0	0
Against	120	33.71%	<div><div></div></div>	44	72	4	0	0
Total Votes Cast	356	100.00%	<div><div></div></div>	146	190	20	0	0
Overvotes	0			0	0	0	0	0
Undervotes	11			7	4	0	0	0
Contest Totals	367			153	194	20	0	0

### Proposition 2 – State of Texas

Vote For 1

	TOTAL	VOTE %		Election Day	Early Voting	Ballots By Mail	Provision al	Limited Ballot
For	250	70.42%	<div><div></div></div>	104	129	17	0	0
Against	105	29.58%	<div><div></div></div>	41	61	3	0	0
Total Votes Cast	355	100.00%	<div><div></div></div>	145	190	20	0	0
Overvotes	0			0	0	0	0	0
Undervotes	12			8	4	0	0	0
Contest Totals	367			153	194	20	0	0

### Proposition 3 – State of Texas

Vote For 1

	TOTAL	VOTE %		Election Day	Early Voting	Ballots By Mail	Provision al	Limited Ballot
For	233	65.27%	<div><div></div></div>	97	124	12	0	0
Against	124	34.73%	<div><div></div></div>	52	64	8	0	0
Total Votes Cast	357	100.00%	<div><div></div></div>	149	188	20	0	0
Overvotes	0			0	0	0	0	0
Undervotes	10			4	6	0	0	0
Contest Totals	367			153	194	20	0	0

### Proposition 4 – State of Texas

Vote For 1

	TOTAL	VOTE %		Election Day	Early Voting	Ballots By Mail	Provision al	Limited Ballot
For	296	82.22%	<div><div></div></div>	121	158	17	0	0
Against	64	17.78%	<div><div></div></div>	27	34	3	0	0
Total Votes Cast	360	100.00%	<div><div></div></div>	148	192	20	0	0
Overvotes	0			0	0	0	0	0
Undervotes	7			5	2	0	0	0
Contest Totals	367			153	194	20	0	0

## PCT 067

### Proposition 5 – State of Texas

Vote For 1

	TOTAL	VOTE %		Election Day	Early Voting	Ballots By Mail	Provisional	Limited Ballot
For	245	68.63%	<div><div></div></div>	93	138	14	0	0
Against	112	31.37%	<div><div></div></div>	55	51	6	0	0
Total Votes Cast	357	100.00%	<div><div></div></div>	148	189	20	0	0
Overvotes	0			0	0	0	0	0
Undervotes	10			5	5	0	0	0
Contest Totals	367			153	194	20	0	0

### Proposition 6 – State of Texas

Vote For 1

	TOTAL	VOTE %		Election Day	Early Voting	Ballots By Mail	Provisional	Limited Ballot
For	303	84.40%	<div><div></div></div>	122	162	19	0	0
Against	56	15.60%	<div><div></div></div>	27	28	1	0	0
Total Votes Cast	359	100.00%	<div><div></div></div>	149	190	20	0	0
Overvotes	0			0	0	0	0	0
Undervotes	8			4	4	0	0	0
Contest Totals	367			153	194	20	0	0

### Proposition 7 – State of Texas

Vote For 1

	TOTAL	VOTE %		Election Day	Early Voting	Ballots By Mail	Provisional	Limited Ballot
For	226	62.95%	<div><div></div></div>	97	112	17	0	0
Against	133	37.05%	<div><div></div></div>	52	78	3	0	0
Total Votes Cast	359	100.00%	<div><div></div></div>	149	190	20	0	0
Overvotes	0			0	0	0	0	0
Undervotes	8			4	4	0	0	0
Contest Totals	367			153	194	20	0	0

### Proposition 8 – State of Texas

Vote For 1

	TOTAL	VOTE %		Election Day	Early Voting	Ballots By Mail	Provisional	Limited Ballot
For	265	74.23%	<div><div></div></div>	109	139	17	0	0
Against	92	25.77%	<div><div></div></div>	38	51	3	0	0
Total Votes Cast	357	100.00%	<div><div></div></div>	147	190	20	0	0
Overvotes	0			0	0	0	0	0
Undervotes	10			6	4	0	0	0
Contest Totals	367			153	194	20	0	0

## PCT 067

### Proposition 9 – State of Texas

Vote For 1

	TOTAL	VOTE %		Election Day	Early Voting	Ballots By Mail	Provision al	Limited Ballot
For	312	86.67%	<div><div></div></div>	132	164	16	0	0
Against	48	13.33%	<div><div></div></div>	17	27	4	0	0
Total Votes Cast	360	100.00%	<div><div></div></div>	149	191	20	0	0
Overvotes	0			0	0	0	0	0
Undervotes	7			4	3	0	0	0
Contest Totals	367			153	194	20	0	0

### Proposition 10 – State of Texas

Vote For 1

	TOTAL	VOTE %		Election Day	Early Voting	Ballots By Mail	Provision al	Limited Ballot
For	191	54.73%	<div><div></div></div>	71	103	17	0	0
Against	158	45.27%	<div><div></div></div>	71	84	3	0	0
Total Votes Cast	349	100.00%	<div><div></div></div>	142	187	20	0	0
Overvotes	0			0	0	0	0	0
Undervotes	18			11	7	0	0	0
Contest Totals	367			153	194	20	0	0

### Proposition 11 – State of Texas

Vote For 1

	TOTAL	VOTE %		Election Day	Early Voting	Ballots By Mail	Provision al	Limited Ballot
For	248	72.30%	<div><div></div></div>	101	134	13	0	0
Against	95	27.70%	<div><div></div></div>	40	50	5	0	0
Total Votes Cast	343	100.00%	<div><div></div></div>	141	184	18	0	0
Overvotes	0			0	0	0	0	0
Undervotes	24			12	10	2	0	0
Contest Totals	367			153	194	20	0	0

### Proposition 12 – State of Texas

Vote For 1

	TOTAL	VOTE %		Election Day	Early Voting	Ballots By Mail	Provision al	Limited Ballot
For	164	51.25%	<div><div></div></div>	65	92	7	0	0
Against	156	48.75%	<div><div></div></div>	65	81	10	0	0
Total Votes Cast	320	100.00%	<div><div></div></div>	130	173	17	0	0
Overvotes	0			0	0	0	0	0
Undervotes	47			23	21	3	0	0
Contest Totals	367			153	194	20	0	0

## PCT 067

### Proposition 13 – State of Texas

Vote For 1

	TOTAL	VOTE %		Election Day	Early Voting	Ballots By Mail	Provisional	Limited Ballot
For	146	41.71%	<div><div></div></div>	57	81	8	0	0
Against	204	58.29%	<div><div></div></div>	86	107	11	0	0
Total Votes Cast	350	100.00%	<div><div></div></div>	143	188	19	0	0
Overvotes	0			0	0	0	0	0
Undervotes	17			10	6	1	0	0
Contest Totals	367			153	194	20	0	0

### Proposition 14 – State of Texas

Vote For 1

	TOTAL	VOTE %		Election Day	Early Voting	Ballots By Mail	Provisional	Limited Ballot
For	291	81.51%	<div><div></div></div>	119	157	15	0	0
Against	66	18.49%	<div><div></div></div>	28	34	4	0	0
Total Votes Cast	357	100.00%	<div><div></div></div>	147	191	19	0	0
Overvotes	0			0	0	0	0	0
Undervotes	10			6	3	1	0	0
Contest Totals	367			153	194	20	0	0

### Proposition A – Collin County

Vote For 1

	TOTAL	VOTE %		Election Day	Early Voting	Ballots By Mail	Provisional	Limited Ballot
For	204	57.63%	<div><div></div></div>	69	119	16	0	0
Against	150	42.37%	<div><div></div></div>	77	70	3	0	0
Total Votes Cast	354	100.00%	<div><div></div></div>	146	189	19	0	0
Overvotes	0			0	0	0	0	0
Undervotes	13			7	5	1	0	0
Contest Totals	367			153	194	20	0	0

### Proposition B – Collin County

Vote For 1

	TOTAL	VOTE %		Election Day	Early Voting	Ballots By Mail	Provisional	Limited Ballot
For	249	70.54%	<div><div></div></div>	102	135	12	0	0
Against	104	29.46%	<div><div></div></div>	43	54	7	0	0
Total Votes Cast	353	100.00%	<div><div></div></div>	145	189	19	0	0
Overvotes	0			0	0	0	0	0
Undervotes	14			8	5	1	0	0
Contest Totals	367			153	194	20	0	0



## PCT 067

### Proposition C – Collin County

Vote For 1

	TOTAL	VOTE %		Election Day	Early Voting	Ballots By Mail	Provisional	Limited Ballot
For	219	62.22%	<div><div></div></div>	86	121	12	0	0
Against	133	37.78%	<div><div></div></div>	61	65	7	0	0
Total Votes Cast	352	100.00%	<div><div></div></div>	147	186	19	0	0
Overvotes	0			0	0	0	0	0
Undervotes	15			6	8	1	0	0
Contest Totals	367			153	194	20	0	0

### Proposition D – Collin County

Vote For 1

	TOTAL	VOTE %		Election Day	Early Voting	Ballots By Mail	Provisional	Limited Ballot
For	234	66.48%	<div><div></div></div>	98	124	12	0	0
Against	118	33.52%	<div><div></div></div>	49	62	7	0	0
Total Votes Cast	352	100.00%	<div><div></div></div>	147	186	19	0	0
Overvotes	0			0	0	0	0	0
Undervotes	15			6	8	1	0	0
Contest Totals	367			153	194	20	0	0

### Proposition E – Collin County

Vote For 1

	TOTAL	VOTE %		Election Day	Early Voting	Ballots By Mail	Provisional	Limited Ballot
For	275	77.68%	<div><div></div></div>	112	145	18	0	0
Against	79	22.32%	<div><div></div></div>	37	41	1	0	0
Total Votes Cast	354	100.00%	<div><div></div></div>	149	186	19	0	0
Overvotes	0			0	0	0	0	0
Undervotes	13			4	8	1	0	0
Contest Totals	367			153	194	20	0	0

## PCT 068

### Proposition 1 – State of Texas

Vote For 1

	TOTAL	VOTE %		Election Day	Early Voting	Ballots By Mail	Provisional	Limited Ballot
For	182	70.00%	<div><div></div></div>	104	77	1	0	0
Against	78	30.00%	<div><div></div></div>	52	26	0	0	0
Total Votes Cast	260	100.00%	<div><div></div></div>	156	103	1	0	0
Overvotes	0			0	0	0	0	0
Undervotes	9			3	5	1	0	0
Contest Totals	269			159	108	2	0	0

### Proposition 2 – State of Texas

Vote For 1

	TOTAL	VOTE %		Election Day	Early Voting	Ballots By Mail	Provisional	Limited Ballot
For	167	64.98%	<div><div></div></div>	103	63	1	0	0
Against	90	35.02%	<div><div></div></div>	49	41	0	0	0
Total Votes Cast	257	100.00%	<div><div></div></div>	152	104	1	0	0
Overvotes	0			0	0	0	0	0
Undervotes	12			7	4	1	0	0
Contest Totals	269			159	108	2	0	0

### Proposition 3 – State of Texas

Vote For 1

	TOTAL	VOTE %		Election Day	Early Voting	Ballots By Mail	Provisional	Limited Ballot
For	158	59.85%	<div><div></div></div>	85	72	1	0	0
Against	106	40.15%	<div><div></div></div>	72	34	0	0	0
Total Votes Cast	264	100.00%	<div><div></div></div>	157	106	1	0	0
Overvotes	0			0	0	0	0	0
Undervotes	5			2	2	1	0	0
Contest Totals	269			159	108	2	0	0

### Proposition 4 – State of Texas

Vote For 1

	TOTAL	VOTE %		Election Day	Early Voting	Ballots By Mail	Provisional	Limited Ballot
For	225	86.54%	<div><div></div></div>	132	92	1	0	0
Against	35	13.46%	<div><div></div></div>	20	15	0	0	0
Total Votes Cast	260	100.00%	<div><div></div></div>	152	107	1	0	0
Overvotes	0			0	0	0	0	0
Undervotes	9			7	1	1	0	0
Contest Totals	269			159	108	2	0	0

## PCT 068

### Proposition 5 – State of Texas

Vote For 1

	TOTAL	VOTE %		Election Day	Early Voting	Ballots By Mail	Provisional	Limited Ballot
For	150	58.59%	<div><div></div></div>	90	59	1	0	0
Against	106	41.41%	<div><div></div></div>	59	47	0	0	0
Total Votes Cast	256	100.00%	<div><div></div></div>	149	106	1	0	0
Overvotes	0			0	0	0	0	0
Undervotes	13			10	2	1	0	0
Contest Totals	269			159	108	2	0	0

### Proposition 6 – State of Texas

Vote For 1

	TOTAL	VOTE %		Election Day	Early Voting	Ballots By Mail	Provisional	Limited Ballot
For	210	79.85%	<div><div></div></div>	122	87	1	0	0
Against	53	20.15%	<div><div></div></div>	34	19	0	0	0
Total Votes Cast	263	100.00%	<div><div></div></div>	156	106	1	0	0
Overvotes	0			0	0	0	0	0
Undervotes	6			3	2	1	0	0
Contest Totals	269			159	108	2	0	0

### Proposition 7 – State of Texas

Vote For 1

	TOTAL	VOTE %		Election Day	Early Voting	Ballots By Mail	Provisional	Limited Ballot
For	154	58.78%	<div><div></div></div>	86	67	1	0	0
Against	108	41.22%	<div><div></div></div>	69	39	0	0	0
Total Votes Cast	262	100.00%	<div><div></div></div>	155	106	1	0	0
Overvotes	0			0	0	0	0	0
Undervotes	7			4	2	1	0	0
Contest Totals	269			159	108	2	0	0

### Proposition 8 – State of Texas

Vote For 1

	TOTAL	VOTE %		Election Day	Early Voting	Ballots By Mail	Provisional	Limited Ballot
For	187	72.48%	<div><div></div></div>	105	81	1	0	0
Against	71	27.52%	<div><div></div></div>	46	25	0	0	0
Total Votes Cast	258	100.00%	<div><div></div></div>	151	106	1	0	0
Overvotes	0			0	0	0	0	0
Undervotes	11			8	2	1	0	0
Contest Totals	269			159	108	2	0	0

## PCT 068

### Proposition 9 – State of Texas

Vote For 1

	TOTAL	VOTE %		Election Day	Early Voting	Ballots By Mail	Provisional	Limited Ballot
For	237	88.76%	<div><div></div></div>	138	98	1	0	0
Against	30	11.24%	<div><div></div></div>	21	9	0	0	0
Total Votes Cast	267	100.00%	<div><div></div></div>	159	107	1	0	0
Overvotes	0			0	0	0	0	0
Undervotes	2			0	1	1	0	0
Contest Totals	269			159	108	2	0	0

### Proposition 10 – State of Texas

Vote For 1

	TOTAL	VOTE %		Election Day	Early Voting	Ballots By Mail	Provisional	Limited Ballot
For	103	40.87%	<div><div></div></div>	52	50	1	0	0
Against	149	59.13%	<div><div></div></div>	98	51	0	0	0
Total Votes Cast	252	100.00%	<div><div></div></div>	150	101	1	0	0
Overvotes	0			0	0	0	0	0
Undervotes	17			9	7	1	0	0
Contest Totals	269			159	108	2	0	0

### Proposition 11 – State of Texas

Vote For 1

	TOTAL	VOTE %		Election Day	Early Voting	Ballots By Mail	Provisional	Limited Ballot
For	165	67.90%	<div><div></div></div>	101	63	1	0	0
Against	78	32.10%	<div><div></div></div>	40	37	1	0	0
Total Votes Cast	243	100.00%	<div><div></div></div>	141	100	2	0	0
Overvotes	0			0	0	0	0	0
Undervotes	26			18	8	0	0	0
Contest Totals	269			159	108	2	0	0

### Proposition 12 – State of Texas

Vote For 1

	TOTAL	VOTE %		Election Day	Early Voting	Ballots By Mail	Provisional	Limited Ballot
For	110	49.33%	<div><div></div></div>	52	56	2	0	0
Against	113	50.67%	<div><div></div></div>	78	35	0	0	0
Total Votes Cast	223	100.00%	<div><div></div></div>	130	91	2	0	0
Overvotes	0			0	0	0	0	0
Undervotes	46			29	17	0	0	0
Contest Totals	269			159	108	2	0	0

## PCT 068

### Proposition 13 – State of Texas

Vote For 1

	TOTAL	VOTE %		Election Day	Early Voting	Ballots By Mail	Provisional	Limited Ballot
For	89	35.04%	<div><div></div></div>	49	39	1	0	0
Against	165	64.96%	<div><div></div></div>	102	62	1	0	0
Total Votes Cast	254	100.00%	<div><div></div></div>	151	101	2	0	0
Overvotes	0			0	0	0	0	0
Undervotes	15			8	7	0	0	0
Contest Totals	269			159	108	2	0	0

### Proposition 14 – State of Texas

Vote For 1

	TOTAL	VOTE %		Election Day	Early Voting	Ballots By Mail	Provisional	Limited Ballot
For	191	74.32%	<div><div></div></div>	110	81	0	0	0
Against	66	25.68%	<div><div></div></div>	41	23	2	0	0
Total Votes Cast	257	100.00%	<div><div></div></div>	151	104	2	0	0
Overvotes	0			0	0	0	0	0
Undervotes	12			8	4	0	0	0
Contest Totals	269			159	108	2	0	0

### Proposition A – Collin County

Vote For 1

	TOTAL	VOTE %		Election Day	Early Voting	Ballots By Mail	Provisional	Limited Ballot
For	142	55.47%	<div><div></div></div>	72	69	1	0	0
Against	114	44.53%	<div><div></div></div>	79	34	1	0	0
Total Votes Cast	256	100.00%	<div><div></div></div>	151	103	2	0	0
Overvotes	0			0	0	0	0	0
Undervotes	13			8	5	0	0	0
Contest Totals	269			159	108	2	0	0

### Proposition B – Collin County

Vote For 1

	TOTAL	VOTE %		Election Day	Early Voting	Ballots By Mail	Provisional	Limited Ballot
For	193	74.81%	<div><div></div></div>	105	87	1	0	0
Against	65	25.19%	<div><div></div></div>	47	17	1	0	0
Total Votes Cast	258	100.00%	<div><div></div></div>	152	104	2	0	0
Overvotes	0			0	0	0	0	0
Undervotes	11			7	4	0	0	0
Contest Totals	269			159	108	2	0	0

## PCT 068

### Proposition C – Collin County

Vote For 1

	TOTAL	VOTE %		Election Day	Early Voting	Ballots By Mail	Provisional	Limited Ballot
For	163	63.42%	<div><div></div></div>	86	76	1	0	0
Against	94	36.58%	<div><div></div></div>	66	27	1	0	0
Total Votes Cast	257	100.00%	<div><div></div></div>	152	103	2	0	0
Overvotes	0			0	0	0	0	0
Undervotes	12			7	5	0	0	0
Contest Totals	269			159	108	2	0	0

### Proposition D – Collin County

Vote For 1

	TOTAL	VOTE %		Election Day	Early Voting	Ballots By Mail	Provisional	Limited Ballot
For	181	69.88%	<div><div></div></div>	103	78	0	0	0
Against	78	30.12%	<div><div></div></div>	50	26	2	0	0
Total Votes Cast	259	100.00%	<div><div></div></div>	153	104	2	0	0
Overvotes	0			0	0	0	0	0
Undervotes	10			6	4	0	0	0
Contest Totals	269			159	108	2	0	0

### Proposition E – Collin County

Vote For 1

	TOTAL	VOTE %		Election Day	Early Voting	Ballots By Mail	Provisional	Limited Ballot
For	209	80.08%	<div><div></div></div>	118	90	1	0	0
Against	52	19.92%	<div><div></div></div>	38	14	0	0	0
Total Votes Cast	261	100.00%	<div><div></div></div>	156	104	1	0	0
Overvotes	0			0	0	0	0	0
Undervotes	8			3	4	1	0	0
Contest Totals	269			159	108	2	0	0

## PCT 069

### Proposition 1 – State of Texas

Vote For 1

	TOTAL	VOTE %		Election Day	Early Voting	Ballots By Mail	Provision al	Limited Ballot
For	487	67.83%	<div><div></div></div>	210	269	8	0	0
Against	231	32.17%	<div><div></div></div>	112	118	1	0	0
Total Votes Cast	718	100.00%	<div><div></div></div>	322	387	9	0	0
Overvotes	0			0	0	0	0	0
Undervotes	13			3	10	0	0	0
Contest Totals	731			325	397	9	0	0

### Proposition 2 – State of Texas

Vote For 1

	TOTAL	VOTE %		Election Day	Early Voting	Ballots By Mail	Provision al	Limited Ballot
For	432	60.76%	<div><div></div></div>	200	228	4	0	0
Against	279	39.24%	<div><div></div></div>	118	156	5	0	0
Total Votes Cast	711	100.00%	<div><div></div></div>	318	384	9	0	0
Overvotes	0			0	0	0	0	0
Undervotes	20			7	13	0	0	0
Contest Totals	731			325	397	9	0	0

### Proposition 3 – State of Texas

Vote For 1

	TOTAL	VOTE %		Election Day	Early Voting	Ballots By Mail	Provision al	Limited Ballot
For	486	68.64%	<div><div></div></div>	211	267	8	0	0
Against	222	31.36%	<div><div></div></div>	106	115	1	0	0
Total Votes Cast	708	100.00%	<div><div></div></div>	317	382	9	0	0
Overvotes	0			0	0	0	0	0
Undervotes	23			8	15	0	0	0
Contest Totals	731			325	397	9	0	0

### Proposition 4 – State of Texas

Vote For 1

	TOTAL	VOTE %		Election Day	Early Voting	Ballots By Mail	Provision al	Limited Ballot
For	595	83.33%	<div><div></div></div>	267	320	8	0	0
Against	119	16.67%	<div><div></div></div>	53	65	1	0	0
Total Votes Cast	714	100.00%	<div><div></div></div>	320	385	9	0	0
Overvotes	0			0	0	0	0	0
Undervotes	17			5	12	0	0	0
Contest Totals	731			325	397	9	0	0

## PCT 069

### Proposition 5 – State of Texas

Vote For 1

	TOTAL	VOTE %		Election Day	Early Voting	Ballots By Mail	Provisional	Limited Ballot
For	453	63.36%	<div><div></div></div>	207	239	7	0	0
Against	262	36.64%	<div><div></div></div>	113	147	2	0	0
Total Votes Cast	715	100.00%	<div><div></div></div>	320	386	9	0	0
Overvotes	0			0	0	0	0	0
Undervotes	16			5	11	0	0	0
Contest Totals	731			325	397	9	0	0

### Proposition 6 – State of Texas

Vote For 1

	TOTAL	VOTE %		Election Day	Early Voting	Ballots By Mail	Provisional	Limited Ballot
For	551	76.63%	<div><div></div></div>	253	289	9	0	0
Against	168	23.37%	<div><div></div></div>	69	99	0	0	0
Total Votes Cast	719	100.00%	<div><div></div></div>	322	388	9	0	0
Overvotes	0			0	0	0	0	0
Undervotes	12			3	9	0	0	0
Contest Totals	731			325	397	9	0	0

### Proposition 7 – State of Texas

Vote For 1

	TOTAL	VOTE %		Election Day	Early Voting	Ballots By Mail	Provisional	Limited Ballot
For	417	58.00%	<div><div></div></div>	180	228	9	0	0
Against	302	42.00%	<div><div></div></div>	141	161	0	0	0
Total Votes Cast	719	100.00%	<div><div></div></div>	321	389	9	0	0
Overvotes	0			0	0	0	0	0
Undervotes	12			4	8	0	0	0
Contest Totals	731			325	397	9	0	0

### Proposition 8 – State of Texas

Vote For 1

	TOTAL	VOTE %		Election Day	Early Voting	Ballots By Mail	Provisional	Limited Ballot
For	480	67.23%	<div><div></div></div>	221	251	8	0	0
Against	234	32.77%	<div><div></div></div>	97	136	1	0	0
Total Votes Cast	714	100.00%	<div><div></div></div>	318	387	9	0	0
Overvotes	0			0	0	0	0	0
Undervotes	17			7	10	0	0	0
Contest Totals	731			325	397	9	0	0



## PCT 069

### Proposition 9 – State of Texas

Vote For 1

	TOTAL	VOTE %		Election Day	Early Voting	Ballots By Mail	Provisional	Limited Ballot
For	616	85.32%	<div><div></div></div>	275	335	6	0	0
Against	106	14.68%	<div><div></div></div>	47	56	3	0	0
Total Votes Cast	722	100.00%	<div><div></div></div>	322	391	9	0	0
Overvotes	0			0	0	0	0	0
Undervotes	9			3	6	0	0	0
Contest Totals	731			325	397	9	0	0

### Proposition 10 – State of Texas

Vote For 1

	TOTAL	VOTE %		Election Day	Early Voting	Ballots By Mail	Provisional	Limited Ballot
For	316	44.70%	<div><div></div></div>	143	170	3	0	0
Against	391	55.30%	<div><div></div></div>	176	209	6	0	0
Total Votes Cast	707	100.00%	<div><div></div></div>	319	379	9	0	0
Overvotes	0			0	0	0	0	0
Undervotes	24			6	18	0	0	0
Contest Totals	731			325	397	9	0	0

### Proposition 11 – State of Texas

Vote For 1

	TOTAL	VOTE %		Election Day	Early Voting	Ballots By Mail	Provisional	Limited Ballot
For	435	62.95%	<div><div></div></div>	194	233	8	0	0
Against	256	37.05%	<div><div></div></div>	113	142	1	0	0
Total Votes Cast	691	100.00%	<div><div></div></div>	307	375	9	0	0
Overvotes	0			0	0	0	0	0
Undervotes	40			18	22	0	0	0
Contest Totals	731			325	397	9	0	0

### Proposition 12 – State of Texas

Vote For 1

	TOTAL	VOTE %		Election Day	Early Voting	Ballots By Mail	Provisional	Limited Ballot
For	349	53.94%	<div><div></div></div>	140	203	6	0	0
Against	298	46.06%	<div><div></div></div>	148	148	2	0	0
Total Votes Cast	647	100.00%	<div><div></div></div>	288	351	8	0	0
Overvotes	0			0	0	0	0	0
Undervotes	84			37	46	1	0	0
Contest Totals	731			325	397	9	0	0

## PCT 069

### Proposition 13 – State of Texas

Vote For 1

	TOTAL	VOTE %		Election Day	Early Voting	Ballots By Mail	Provisional	Limited Ballot
For	255	36.74%	<div><div></div></div>	112	138	5	0	0
Against	439	63.26%	<div><div></div></div>	195	241	3	0	0
Total Votes Cast	694	100.00%	<div><div></div></div>	307	379	8	0	0
Overvotes	0			0	0	0	0	0
Undervotes	37			18	18	1	0	0
Contest Totals	731			325	397	9	0	0

### Proposition 14 – State of Texas

Vote For 1

	TOTAL	VOTE %		Election Day	Early Voting	Ballots By Mail	Provisional	Limited Ballot
For	541	75.88%	<div><div></div></div>	246	287	8	0	0
Against	172	24.12%	<div><div></div></div>	72	99	1	0	0
Total Votes Cast	713	100.00%	<div><div></div></div>	318	386	9	0	0
Overvotes	0			0	0	0	0	0
Undervotes	18			7	11	0	0	0
Contest Totals	731			325	397	9	0	0

### Proposition A – Collin County

Vote For 1

	TOTAL	VOTE %		Election Day	Early Voting	Ballots By Mail	Provisional	Limited Ballot
For	405	57.61%	<div><div></div></div>	164	235	6	0	0
Against	298	42.39%	<div><div></div></div>	148	147	3	0	0
Total Votes Cast	703	100.00%	<div><div></div></div>	312	382	9	0	0
Overvotes	0			0	0	0	0	0
Undervotes	28			13	15	0	0	0
Contest Totals	731			325	397	9	0	0

### Proposition B – Collin County

Vote For 1

	TOTAL	VOTE %		Election Day	Early Voting	Ballots By Mail	Provisional	Limited Ballot
For	510	72.14%	<div><div></div></div>	216	286	8	0	0
Against	197	27.86%	<div><div></div></div>	101	95	1	0	0
Total Votes Cast	707	100.00%	<div><div></div></div>	317	381	9	0	0
Overvotes	0			0	0	0	0	0
Undervotes	24			8	16	0	0	0
Contest Totals	731			325	397	9	0	0

## PCT 069

### Proposition C – Collin County

Vote For 1

	TOTAL	VOTE %		Election Day	Early Voting	Ballots By Mail	Provision al	Limited Ballot
For	426	60.86%	<div><div></div></div>	174	245	7	0	0
Against	274	39.14%	<div><div></div></div>	138	134	2	0	0
Total Votes Cast	700	100.00%	<div><div></div></div>	312	379	9	0	0
Overvotes	0			0	0	0	0	0
Undervotes	31			13	18	0	0	0
Contest Totals	731			325	397	9	0	0

### Proposition D – Collin County

Vote For 1

	TOTAL	VOTE %		Election Day	Early Voting	Ballots By Mail	Provision al	Limited Ballot
For	468	66.20%	<div><div></div></div>	207	254	7	0	0
Against	239	33.80%	<div><div></div></div>	111	126	2	0	0
Total Votes Cast	707	100.00%	<div><div></div></div>	318	380	9	0	0
Overvotes	0			0	0	0	0	0
Undervotes	24			7	17	0	0	0
Contest Totals	731			325	397	9	0	0

### Proposition E – Collin County

Vote For 1

	TOTAL	VOTE %		Election Day	Early Voting	Ballots By Mail	Provision al	Limited Ballot
For	540	76.06%	<div><div></div></div>	231	300	9	0	0
Against	170	23.94%	<div><div></div></div>	84	86	0	0	0
Total Votes Cast	710	100.00%	<div><div></div></div>	315	386	9	0	0
Overvotes	0			0	0	0	0	0
Undervotes	21			10	11	0	0	0
Contest Totals	731			325	397	9	0	0

## PCT 070

### Proposition 1 – State of Texas

Vote For 1

	TOTAL	VOTE %		Election Day	Early Voting	Ballots By Mail	Provision al	Limited Ballot
For	241	73.03%	<div><div></div></div>	109	129	3	0	0
Against	89	26.97%	<div><div></div></div>	47	39	3	0	0
Total Votes Cast	330	100.00%	<div><div></div></div>	156	168	6	0	0
Overvotes	0			0	0	0	0	0
Undervotes	3			1	2	0	0	0
Contest Totals	333			157	170	6	0	0

### Proposition 2 – State of Texas

Vote For 1

	TOTAL	VOTE %		Election Day	Early Voting	Ballots By Mail	Provision al	Limited Ballot
For	229	70.25%	<div><div></div></div>	110	117	2	0	0
Against	97	29.75%	<div><div></div></div>	45	48	4	0	0
Total Votes Cast	326	100.00%	<div><div></div></div>	155	165	6	0	0
Overvotes	0			0	0	0	0	0
Undervotes	7			2	5	0	0	0
Contest Totals	333			157	170	6	0	0

### Proposition 3 – State of Texas

Vote For 1

	TOTAL	VOTE %		Election Day	Early Voting	Ballots By Mail	Provision al	Limited Ballot
For	209	64.11%	<div><div></div></div>	85	119	5	0	0
Against	117	35.89%	<div><div></div></div>	71	45	1	0	0
Total Votes Cast	326	100.00%	<div><div></div></div>	156	164	6	0	0
Overvotes	0			0	0	0	0	0
Undervotes	7			1	6	0	0	0
Contest Totals	333			157	170	6	0	0

### Proposition 4 – State of Texas

Vote For 1

	TOTAL	VOTE %		Election Day	Early Voting	Ballots By Mail	Provision al	Limited Ballot
For	280	85.11%	<div><div></div></div>	133	143	4	0	0
Against	49	14.89%	<div><div></div></div>	24	23	2	0	0
Total Votes Cast	329	100.00%	<div><div></div></div>	157	166	6	0	0
Overvotes	0			0	0	0	0	0
Undervotes	4			0	4	0	0	0
Contest Totals	333			157	170	6	0	0

## PCT 070

### Proposition 5 – State of Texas

Vote For 1

	TOTAL	VOTE %		Election Day	Early Voting	Ballots By Mail	Provisional	Limited Ballot
For	224	68.50%	<div><div></div></div>	109	112	3	0	0
Against	103	31.50%	<div><div></div></div>	47	53	3	0	0
Total Votes Cast	327	100.00%	<div><div></div></div>	156	165	6	0	0
Overvotes	0			0	0	0	0	0
Undervotes	6			1	5	0	0	0
Contest Totals	333			157	170	6	0	0

### Proposition 6 – State of Texas

Vote For 1

	TOTAL	VOTE %		Election Day	Early Voting	Ballots By Mail	Provisional	Limited Ballot
For	258	79.14%	<div><div></div></div>	132	124	2	0	0
Against	68	20.86%	<div><div></div></div>	22	42	4	0	0
Total Votes Cast	326	100.00%	<div><div></div></div>	154	166	6	0	0
Overvotes	0			0	0	0	0	0
Undervotes	7			3	4	0	0	0
Contest Totals	333			157	170	6	0	0

### Proposition 7 – State of Texas

Vote For 1

	TOTAL	VOTE %		Election Day	Early Voting	Ballots By Mail	Provisional	Limited Ballot
For	198	60.55%	<div><div></div></div>	97	98	3	0	0
Against	129	39.45%	<div><div></div></div>	57	69	3	0	0
Total Votes Cast	327	100.00%	<div><div></div></div>	154	167	6	0	0
Overvotes	0			0	0	0	0	0
Undervotes	6			3	3	0	0	0
Contest Totals	333			157	170	6	0	0

### Proposition 8 – State of Texas

Vote For 1

	TOTAL	VOTE %		Election Day	Early Voting	Ballots By Mail	Provisional	Limited Ballot
For	247	74.85%	<div><div></div></div>	128	116	3	0	0
Against	83	25.15%	<div><div></div></div>	28	52	3	0	0
Total Votes Cast	330	100.00%	<div><div></div></div>	156	168	6	0	0
Overvotes	0			0	0	0	0	0
Undervotes	3			1	2	0	0	0
Contest Totals	333			157	170	6	0	0

## PCT 070

### Proposition 9 – State of Texas

Vote For 1

	TOTAL	VOTE %		Election Day	Early Voting	Ballots By Mail	Provisional	Limited Ballot
For	284	85.54%	<div><div></div></div>	142	137	5	0	0
Against	48	14.46%	<div><div></div></div>	14	33	1	0	0
Total Votes Cast	332	100.00%	<div><div></div></div>	156	170	6	0	0
Overvotes	0			0	0	0	0	0
Undervotes	1			1	0	0	0	0
Contest Totals	333			157	170	6	0	0

### Proposition 10 – State of Texas

Vote For 1

	TOTAL	VOTE %		Election Day	Early Voting	Ballots By Mail	Provisional	Limited Ballot
For	158	48.62%	<div><div></div></div>	75	82	1	0	0
Against	167	51.38%	<div><div></div></div>	80	82	5	0	0
Total Votes Cast	325	100.00%	<div><div></div></div>	155	164	6	0	0
Overvotes	0			0	0	0	0	0
Undervotes	8			2	6	0	0	0
Contest Totals	333			157	170	6	0	0

### Proposition 11 – State of Texas

Vote For 1

	TOTAL	VOTE %		Election Day	Early Voting	Ballots By Mail	Provisional	Limited Ballot
For	220	69.62%	<div><div></div></div>	114	105	1	0	0
Against	96	30.38%	<div><div></div></div>	37	54	5	0	0
Total Votes Cast	316	100.00%	<div><div></div></div>	151	159	6	0	0
Overvotes	0			0	0	0	0	0
Undervotes	17			6	11	0	0	0
Contest Totals	333			157	170	6	0	0

### Proposition 12 – State of Texas

Vote For 1

	TOTAL	VOTE %		Election Day	Early Voting	Ballots By Mail	Provisional	Limited Ballot
For	174	58.98%	<div><div></div></div>	79	94	1	0	0
Against	121	41.02%	<div><div></div></div>	60	57	4	0	0
Total Votes Cast	295	100.00%	<div><div></div></div>	139	151	5	0	0
Overvotes	0			0	0	0	0	0
Undervotes	38			18	19	1	0	0
Contest Totals	333			157	170	6	0	0

## PCT 070

### Proposition 13 – State of Texas

Vote For 1

	TOTAL	VOTE %		Election Day	Early Voting	Ballots By Mail	Provisional	Limited Ballot
For	110	34.48%	<div><div></div></div>	46	63	1	0	0
Against	209	65.52%	<div><div></div></div>	104	100	5	0	0
Total Votes Cast	319	100.00%	<div><div></div></div>	150	163	6	0	0
Overvotes	0			0	0	0	0	0
Undervotes	14			7	7	0	0	0
Contest Totals	333			157	170	6	0	0

### Proposition 14 – State of Texas

Vote For 1

	TOTAL	VOTE %		Election Day	Early Voting	Ballots By Mail	Provisional	Limited Ballot
For	249	76.15%	<div><div></div></div>	126	122	1	0	0
Against	78	23.85%	<div><div></div></div>	31	43	4	0	0
Total Votes Cast	327	100.00%	<div><div></div></div>	157	165	5	0	0
Overvotes	0			0	0	0	0	0
Undervotes	6			0	5	1	0	0
Contest Totals	333			157	170	6	0	0

### Proposition A – Collin County

Vote For 1

	TOTAL	VOTE %		Election Day	Early Voting	Ballots By Mail	Provisional	Limited Ballot
For	204	62.20%	<div><div></div></div>	98	103	3	0	0
Against	124	37.80%	<div><div></div></div>	58	63	3	0	0
Total Votes Cast	328	100.00%	<div><div></div></div>	156	166	6	0	0
Overvotes	0			0	0	0	0	0
Undervotes	5			1	4	0	0	0
Contest Totals	333			157	170	6	0	0

### Proposition B – Collin County

Vote For 1

	TOTAL	VOTE %		Election Day	Early Voting	Ballots By Mail	Provisional	Limited Ballot
For	238	73.01%	<div><div></div></div>	123	114	1	0	0
Against	88	26.99%	<div><div></div></div>	33	50	5	0	0
Total Votes Cast	326	100.00%	<div><div></div></div>	156	164	6	0	0
Overvotes	0			0	0	0	0	0
Undervotes	7			1	6	0	0	0
Contest Totals	333			157	170	6	0	0

## PCT 070

### Proposition C – Collin County

Vote For 1

	TOTAL	VOTE %		Election Day	Early Voting	Ballots By Mail	Provisional	Limited Ballot
For	211	65.53%	<div><div></div></div>	108	101	2	0	0
Against	111	34.47%	<div><div></div></div>	46	61	4	0	0
Total Votes Cast	322	100.00%	<div><div></div></div>	154	162	6	0	0
Overvotes	0			0	0	0	0	0
Undervotes	11			3	8	0	0	0
Contest Totals	333			157	170	6	0	0

### Proposition D – Collin County

Vote For 1

	TOTAL	VOTE %		Election Day	Early Voting	Ballots By Mail	Provisional	Limited Ballot
For	230	70.99%	<div><div></div></div>	117	112	1	0	0
Against	94	29.01%	<div><div></div></div>	38	52	4	0	0
Total Votes Cast	324	100.00%	<div><div></div></div>	155	164	5	0	0
Overvotes	0			0	0	0	0	0
Undervotes	9			2	6	1	0	0
Contest Totals	333			157	170	6	0	0

### Proposition E – Collin County

Vote For 1

	TOTAL	VOTE %		Election Day	Early Voting	Ballots By Mail	Provisional	Limited Ballot
For	252	77.54%	<div><div></div></div>	125	123	4	0	0
Against	73	22.46%	<div><div></div></div>	29	43	1	0	0
Total Votes Cast	325	100.00%	<div><div></div></div>	154	166	5	0	0
Overvotes	0			0	0	0	0	0
Undervotes	8			3	4	1	0	0
Contest Totals	333			157	170	6	0	0



## PCT 071

### Proposition 1 – State of Texas

Vote For 1

	TOTAL	VOTE %		Election Day	Early Voting	Ballots By Mail	Provision al	Limited Ballot
For	181	60.94%	<div><div></div></div>	87	91	3	0	0
Against	116	39.06%	<div><div></div></div>	57	52	7	0	0
Total Votes Cast	297	100.00%	<div><div></div></div>	144	143	10	0	0
Overvotes	0			0	0	0	0	0
Undervotes	5			1	3	1	0	0
Contest Totals	302			145	146	11	0	0

### Proposition 2 – State of Texas

Vote For 1

	TOTAL	VOTE %		Election Day	Early Voting	Ballots By Mail	Provision al	Limited Ballot
For	185	62.93%	<div><div></div></div>	88	94	3	0	0
Against	109	37.07%	<div><div></div></div>	51	51	7	0	0
Total Votes Cast	294	100.00%	<div><div></div></div>	139	145	10	0	0
Overvotes	0			0	0	0	0	0
Undervotes	8			6	1	1	0	0
Contest Totals	302			145	146	11	0	0

### Proposition 3 – State of Texas

Vote For 1

	TOTAL	VOTE %		Election Day	Early Voting	Ballots By Mail	Provision al	Limited Ballot
For	176	60.27%	<div><div></div></div>	83	88	5	0	0
Against	116	39.73%	<div><div></div></div>	59	52	5	0	0
Total Votes Cast	292	100.00%	<div><div></div></div>	142	140	10	0	0
Overvotes	0			0	0	0	0	0
Undervotes	10			3	6	1	0	0
Contest Totals	302			145	146	11	0	0

### Proposition 4 – State of Texas

Vote For 1

	TOTAL	VOTE %		Election Day	Early Voting	Ballots By Mail	Provision al	Limited Ballot
For	238	80.95%	<div><div></div></div>	111	122	5	0	0
Against	56	19.05%	<div><div></div></div>	30	21	5	0	0
Total Votes Cast	294	100.00%	<div><div></div></div>	141	143	10	0	0
Overvotes	0			0	0	0	0	0
Undervotes	8			4	3	1	0	0
Contest Totals	302			145	146	11	0	0

## PCT 071

### Proposition 5 – State of Texas

Vote For 1

	TOTAL	VOTE %		Election Day	Early Voting	Ballots By Mail	Provisional	Limited Ballot
For	194	66.21%	<div><div></div></div>	90	101	3	0	0
Against	99	33.79%	<div><div></div></div>	48	44	7	0	0
Total Votes Cast	293	100.00%	<div><div></div></div>	138	145	10	0	0
Overvotes	0			0	0	0	0	0
Undervotes	9			7	1	1	0	0
Contest Totals	302			145	146	11	0	0

### Proposition 6 – State of Texas

Vote For 1

	TOTAL	VOTE %		Election Day	Early Voting	Ballots By Mail	Provisional	Limited Ballot
For	232	78.64%	<div><div></div></div>	110	117	5	0	0
Against	63	21.36%	<div><div></div></div>	31	28	4	0	0
Total Votes Cast	295	100.00%	<div><div></div></div>	141	145	9	0	0
Overvotes	0			0	0	0	0	0
Undervotes	7			4	1	2	0	0
Contest Totals	302			145	146	11	0	0

### Proposition 7 – State of Texas

Vote For 1

	TOTAL	VOTE %		Election Day	Early Voting	Ballots By Mail	Provisional	Limited Ballot
For	171	57.77%	<div><div></div></div>	84	84	3	0	0
Against	125	42.23%	<div><div></div></div>	59	58	8	0	0
Total Votes Cast	296	100.00%	<div><div></div></div>	143	142	11	0	0
Overvotes	0			0	0	0	0	0
Undervotes	6			2	4	0	0	0
Contest Totals	302			145	146	11	0	0

### Proposition 8 – State of Texas

Vote For 1

	TOTAL	VOTE %		Election Day	Early Voting	Ballots By Mail	Provisional	Limited Ballot
For	214	72.05%	<div><div></div></div>	103	108	3	0	0
Against	83	27.95%	<div><div></div></div>	39	37	7	0	0
Total Votes Cast	297	100.00%	<div><div></div></div>	142	145	10	0	0
Overvotes	0			0	0	0	0	0
Undervotes	5			3	1	1	0	0
Contest Totals	302			145	146	11	0	0

## PCT 071

### Proposition 9 – State of Texas

Vote For 1

	TOTAL	VOTE %		Election Day	Early Voting	Ballots By Mail	Provisional	Limited Ballot
For	253	84.90%	<div><div></div></div>	117	127	9	0	0
Against	45	15.10%	<div><div></div></div>	25	18	2	0	0
Total Votes Cast	298	100.00%	<div><div></div></div>	142	145	11	0	0
Overvotes	0			0	0	0	0	0
Undervotes	4			3	1	0	0	0
Contest Totals	302			145	146	11	0	0

### Proposition 10 – State of Texas

Vote For 1

	TOTAL	VOTE %		Election Day	Early Voting	Ballots By Mail	Provisional	Limited Ballot
For	137	47.57%	<div><div></div></div>	68	68	1	0	0
Against	151	52.43%	<div><div></div></div>	70	72	9	0	0
Total Votes Cast	288	100.00%	<div><div></div></div>	138	140	10	0	0
Overvotes	0			0	0	0	0	0
Undervotes	14			7	6	1	0	0
Contest Totals	302			145	146	11	0	0

### Proposition 11 – State of Texas

Vote For 1

	TOTAL	VOTE %		Election Day	Early Voting	Ballots By Mail	Provisional	Limited Ballot
For	180	64.98%	<div><div></div></div>	86	89	5	0	0
Against	97	35.02%	<div><div></div></div>	50	42	5	0	0
Total Votes Cast	277	100.00%	<div><div></div></div>	136	131	10	0	0
Overvotes	0			0	0	0	0	0
Undervotes	25			9	15	1	0	0
Contest Totals	302			145	146	11	0	0

### Proposition 12 – State of Texas

Vote For 1

	TOTAL	VOTE %		Election Day	Early Voting	Ballots By Mail	Provisional	Limited Ballot
For	133	49.81%	<div><div></div></div>	66	64	3	0	0
Against	134	50.19%	<div><div></div></div>	62	65	7	0	0
Total Votes Cast	267	100.00%	<div><div></div></div>	128	129	10	0	0
Overvotes	0			0	0	0	0	0
Undervotes	35			17	17	1	0	0
Contest Totals	302			145	146	11	0	0

## PCT 071

### Proposition 13 – State of Texas

Vote For 1

	TOTAL	VOTE %		Election Day	Early Voting	Ballots By Mail	Provisional	Limited Ballot
For	100	34.48%	<div><div></div></div>	39	57	4	0	0
Against	190	65.52%	<div><div></div></div>	101	83	6	0	0
Total Votes Cast	290	100.00%	<div><div></div></div>	140	140	10	0	0
Overvotes	0			0	0	0	0	0
Undervotes	12			5	6	1	0	0
Contest Totals	302			145	146	11	0	0

### Proposition 14 – State of Texas

Vote For 1

	TOTAL	VOTE %		Election Day	Early Voting	Ballots By Mail	Provisional	Limited Ballot
For	226	77.13%	<div><div></div></div>	117	103	6	0	0
Against	67	22.87%	<div><div></div></div>	24	39	4	0	0
Total Votes Cast	293	100.00%	<div><div></div></div>	141	142	10	0	0
Overvotes	0			0	0	0	0	0
Undervotes	9			4	4	1	0	0
Contest Totals	302			145	146	11	0	0

### Proposition A – Collin County

Vote For 1

	TOTAL	VOTE %		Election Day	Early Voting	Ballots By Mail	Provisional	Limited Ballot
For	162	55.48%	<div><div></div></div>	71	88	3	0	0
Against	130	44.52%	<div><div></div></div>	69	53	8	0	0
Total Votes Cast	292	100.00%	<div><div></div></div>	140	141	11	0	0
Overvotes	0			0	0	0	0	0
Undervotes	10			5	5	0	0	0
Contest Totals	302			145	146	11	0	0

### Proposition B – Collin County

Vote For 1

	TOTAL	VOTE %		Election Day	Early Voting	Ballots By Mail	Provisional	Limited Ballot
For	210	71.92%	<div><div></div></div>	101	101	8	0	0
Against	82	28.08%	<div><div></div></div>	40	39	3	0	0
Total Votes Cast	292	100.00%	<div><div></div></div>	141	140	11	0	0
Overvotes	0			0	0	0	0	0
Undervotes	10			4	6	0	0	0
Contest Totals	302			145	146	11	0	0

## PCT 071

### Proposition C – Collin County

Vote For 1

	TOTAL	VOTE %		Election Day	Early Voting	Ballots By Mail	Provisional	Limited Ballot
For	191	65.64%	<div><div></div></div>	87	98	6	0	0
Against	100	34.36%	<div><div></div></div>	52	43	5	0	0
Total Votes Cast	291	100.00%	<div><div></div></div>	139	141	11	0	0
Overvotes	0			0	0	0	0	0
Undervotes	11			6	5	0	0	0
Contest Totals	302			145	146	11	0	0

### Proposition D – Collin County

Vote For 1

	TOTAL	VOTE %		Election Day	Early Voting	Ballots By Mail	Provisional	Limited Ballot
For	206	70.31%	<div><div></div></div>	100	100	6	0	0
Against	87	29.69%	<div><div></div></div>	41	41	5	0	0
Total Votes Cast	293	100.00%	<div><div></div></div>	141	141	11	0	0
Overvotes	0			0	0	0	0	0
Undervotes	9			4	5	0	0	0
Contest Totals	302			145	146	11	0	0

### Proposition E – Collin County

Vote For 1

	TOTAL	VOTE %		Election Day	Early Voting	Ballots By Mail	Provisional	Limited Ballot
For	236	80.27%	<div><div></div></div>	113	115	8	0	0
Against	58	19.73%	<div><div></div></div>	29	26	3	0	0
Total Votes Cast	294	100.00%	<div><div></div></div>	142	141	11	0	0
Overvotes	0			0	0	0	0	0
Undervotes	8			3	5	0	0	0
Contest Totals	302			145	146	11	0	0

## PCT 072

### Proposition 1 – State of Texas

Vote For 1

	TOTAL	VOTE %		Election Day	Early Voting	Ballots By Mail	Provision al	Limited Ballot
For	208	70.99%	<div><div></div></div>	98	103	7	0	0
Against	85	29.01%	<div><div></div></div>	23	61	1	0	0
Total Votes Cast	293	100.00%	<div><div></div></div>	121	164	8	0	0
Overvotes	0			0	0	0	0	0
Undervotes	10			2	7	1	0	0
Contest Totals	303			123	171	9	0	0

### Proposition 2 – State of Texas

Vote For 1

	TOTAL	VOTE %		Election Day	Early Voting	Ballots By Mail	Provision al	Limited Ballot
For	177	60.82%	<div><div></div></div>	72	99	6	0	0
Against	114	39.18%	<div><div></div></div>	45	67	2	0	0
Total Votes Cast	291	100.00%	<div><div></div></div>	117	166	8	0	0
Overvotes	0			0	0	0	0	0
Undervotes	12			6	5	1	0	0
Contest Totals	303			123	171	9	0	0

### Proposition 3 – State of Texas

Vote For 1

	TOTAL	VOTE %		Election Day	Early Voting	Ballots By Mail	Provision al	Limited Ballot
For	210	73.17%	<div><div></div></div>	91	114	5	0	0
Against	77	26.83%	<div><div></div></div>	26	49	2	0	0
Total Votes Cast	287	100.00%	<div><div></div></div>	117	163	7	0	0
Overvotes	0			0	0	0	0	0
Undervotes	16			6	8	2	0	0
Contest Totals	303			123	171	9	0	0

### Proposition 4 – State of Texas

Vote For 1

	TOTAL	VOTE %		Election Day	Early Voting	Ballots By Mail	Provision al	Limited Ballot
For	258	88.05%	<div><div></div></div>	103	146	9	0	0
Against	35	11.95%	<div><div></div></div>	14	21	0	0	0
Total Votes Cast	293	100.00%	<div><div></div></div>	117	167	9	0	0
Overvotes	0			0	0	0	0	0
Undervotes	10			6	4	0	0	0
Contest Totals	303			123	171	9	0	0

## PCT 072

### Proposition 5 – State of Texas

Vote For 1

	TOTAL	VOTE %		Election Day	Early Voting	Ballots By Mail	Provisional	Limited Ballot
For	189	66.08%	<div><div></div></div>	77	107	5	0	0
Against	97	33.92%	<div><div></div></div>	39	55	3	0	0
Total Votes Cast	286	100.00%	<div><div></div></div>	116	162	8	0	0
Overvotes	0			0	0	0	0	0
Undervotes	17			7	9	1	0	0
Contest Totals	303			123	171	9	0	0

### Proposition 6 – State of Texas

Vote For 1

	TOTAL	VOTE %		Election Day	Early Voting	Ballots By Mail	Provisional	Limited Ballot
For	226	77.93%	<div><div></div></div>	93	128	5	0	0
Against	64	22.07%	<div><div></div></div>	24	37	3	0	0
Total Votes Cast	290	100.00%	<div><div></div></div>	117	165	8	0	0
Overvotes	0			0	0	0	0	0
Undervotes	13			6	6	1	0	0
Contest Totals	303			123	171	9	0	0

### Proposition 7 – State of Texas

Vote For 1

	TOTAL	VOTE %		Election Day	Early Voting	Ballots By Mail	Provisional	Limited Ballot
For	189	64.73%	<div><div></div></div>	84	100	5	0	0
Against	103	35.27%	<div><div></div></div>	33	66	4	0	0
Total Votes Cast	292	100.00%	<div><div></div></div>	117	166	9	0	0
Overvotes	0			0	0	0	0	0
Undervotes	11			6	5	0	0	0
Contest Totals	303			123	171	9	0	0

### Proposition 8 – State of Texas

Vote For 1

	TOTAL	VOTE %		Election Day	Early Voting	Ballots By Mail	Provisional	Limited Ballot
For	186	64.58%	<div><div></div></div>	72	109	5	0	0
Against	102	35.42%	<div><div></div></div>	45	54	3	0	0
Total Votes Cast	288	100.00%	<div><div></div></div>	117	163	8	0	0
Overvotes	0			0	0	0	0	0
Undervotes	15			6	8	1	0	0
Contest Totals	303			123	171	9	0	0

## PCT 072

### Proposition 9 – State of Texas

Vote For 1

	TOTAL	VOTE %		Election Day	Early Voting	Ballots By Mail	Provisional	Limited Ballot
For	224	76.98%	<div><div></div></div>	84	131	9	0	0
Against	67	23.02%	<div><div></div></div>	32	35	0	0	0
Total Votes Cast	291	100.00%	<div><div></div></div>	116	166	9	0	0
Overvotes	0			0	0	0	0	0
Undervotes	12			7	5	0	0	0
Contest Totals	303			123	171	9	0	0

### Proposition 10 – State of Texas

Vote For 1

	TOTAL	VOTE %		Election Day	Early Voting	Ballots By Mail	Provisional	Limited Ballot
For	139	48.94%	<div><div></div></div>	51	84	4	0	0
Against	145	51.06%	<div><div></div></div>	61	80	4	0	0
Total Votes Cast	284	100.00%	<div><div></div></div>	112	164	8	0	0
Overvotes	0			0	0	0	0	0
Undervotes	19			11	7	1	0	0
Contest Totals	303			123	171	9	0	0

### Proposition 11 – State of Texas

Vote For 1

	TOTAL	VOTE %		Election Day	Early Voting	Ballots By Mail	Provisional	Limited Ballot
For	173	63.14%	<div><div></div></div>	69	97	7	0	0
Against	101	36.86%	<div><div></div></div>	40	60	1	0	0
Total Votes Cast	274	100.00%	<div><div></div></div>	109	157	8	0	0
Overvotes	0			0	0	0	0	0
Undervotes	29			14	14	1	0	0
Contest Totals	303			123	171	9	0	0

### Proposition 12 – State of Texas

Vote For 1

	TOTAL	VOTE %		Election Day	Early Voting	Ballots By Mail	Provisional	Limited Ballot
For	143	55.21%	<div><div></div></div>	59	78	6	0	0
Against	116	44.79%	<div><div></div></div>	45	68	3	0	0
Total Votes Cast	259	100.00%	<div><div></div></div>	104	146	9	0	0
Overvotes	0			0	0	0	0	0
Undervotes	44			19	25	0	0	0
Contest Totals	303			123	171	9	0	0



## PCT 072

### Proposition 13 – State of Texas

Vote For 1

	TOTAL	VOTE %		Election Day	Early Voting	Ballots By Mail	Provisional	Limited Ballot
For	106	37.32%	<div><div></div></div>	47	56	3	0	0
Against	178	62.68%	<div><div></div></div>	67	107	4	0	0
Total Votes Cast	284	100.00%	<div><div></div></div>	114	163	7	0	0
Overvotes	0			0	0	0	0	0
Undervotes	19			9	8	2	0	0
Contest Totals	303			123	171	9	0	0

### Proposition 14 – State of Texas

Vote For 1

	TOTAL	VOTE %		Election Day	Early Voting	Ballots By Mail	Provisional	Limited Ballot
For	217	74.57%	<div><div></div></div>	84	125	8	0	0
Against	74	25.43%	<div><div></div></div>	33	40	1	0	0
Total Votes Cast	291	100.00%	<div><div></div></div>	117	165	9	0	0
Overvotes	0			0	0	0	0	0
Undervotes	12			6	6	0	0	0
Contest Totals	303			123	171	9	0	0

### Proposition A – Collin County

Vote For 1

	TOTAL	VOTE %		Election Day	Early Voting	Ballots By Mail	Provisional	Limited Ballot
For	159	54.64%	<div><div></div></div>	57	96	6	0	0
Against	132	45.36%	<div><div></div></div>	60	70	2	0	0
Total Votes Cast	291	100.00%	<div><div></div></div>	117	166	8	0	0
Overvotes	0			0	0	0	0	0
Undervotes	12			6	5	1	0	0
Contest Totals	303			123	171	9	0	0

### Proposition B – Collin County

Vote For 1

	TOTAL	VOTE %		Election Day	Early Voting	Ballots By Mail	Provisional	Limited Ballot
For	181	62.41%	<div><div></div></div>	70	104	7	0	0
Against	109	37.59%	<div><div></div></div>	46	61	2	0	0
Total Votes Cast	290	100.00%	<div><div></div></div>	116	165	9	0	0
Overvotes	0			0	0	0	0	0
Undervotes	13			7	6	0	0	0
Contest Totals	303			123	171	9	0	0

## PCT 072

### Proposition C – Collin County

Vote For 1

	TOTAL	VOTE %		Election Day	Early Voting	Ballots By Mail	Provisional	Limited Ballot
For	165	57.89%	<div><div></div></div>	63	97	5	0	0
Against	120	42.11%	<div><div></div></div>	51	67	2	0	0
Total Votes Cast	285	100.00%	<div><div></div></div>	114	164	7	0	0
Overvotes	0			0	0	0	0	0
Undervotes	18			9	7	2	0	0
Contest Totals	303			123	171	9	0	0

### Proposition D – Collin County

Vote For 1

	TOTAL	VOTE %		Election Day	Early Voting	Ballots By Mail	Provisional	Limited Ballot
For	183	63.10%	<div><div></div></div>	73	105	5	0	0
Against	107	36.90%	<div><div></div></div>	44	60	3	0	0
Total Votes Cast	290	100.00%	<div><div></div></div>	117	165	8	0	0
Overvotes	0			0	0	0	0	0
Undervotes	13			6	6	1	0	0
Contest Totals	303			123	171	9	0	0

### Proposition E – Collin County

Vote For 1

	TOTAL	VOTE %		Election Day	Early Voting	Ballots By Mail	Provisional	Limited Ballot
For	221	75.43%	<div><div></div></div>	89	123	9	0	0
Against	72	24.57%	<div><div></div></div>	30	42	0	0	0
Total Votes Cast	293	100.00%	<div><div></div></div>	119	165	9	0	0
Overvotes	0			0	0	0	0	0
Undervotes	10			4	6	0	0	0
Contest Totals	303			123	171	9	0	0

## PCT 073

### Proposition 1 – State of Texas

Vote For 1

	TOTAL	VOTE %		Election Day	Early Voting	Ballots By Mail	Provisional	Limited Ballot
For	129	67.54%	<div><div></div></div>	81	48	0	0	0
Against	62	32.46%	<div><div></div></div>	31	28	3	0	0
Total Votes Cast	191	100.00%	<div><div></div></div>	112	76	3	0	0
Overvotes	0			0	0	0	0	0
Undervotes	4			1	2	1	0	0
Contest Totals	195			113	78	4	0	0

### Proposition 2 – State of Texas

Vote For 1

	TOTAL	VOTE %		Election Day	Early Voting	Ballots By Mail	Provisional	Limited Ballot
For	144	75.79%	<div><div></div></div>	82	59	3	0	0
Against	46	24.21%	<div><div></div></div>	29	17	0	0	0
Total Votes Cast	190	100.00%	<div><div></div></div>	111	76	3	0	0
Overvotes	0			0	0	0	0	0
Undervotes	5			2	2	1	0	0
Contest Totals	195			113	78	4	0	0

### Proposition 3 – State of Texas

Vote For 1

	TOTAL	VOTE %		Election Day	Early Voting	Ballots By Mail	Provisional	Limited Ballot
For	110	58.51%	<div><div></div></div>	66	43	1	0	0
Against	78	41.49%	<div><div></div></div>	43	33	2	0	0
Total Votes Cast	188	100.00%	<div><div></div></div>	109	76	3	0	0
Overvotes	0			0	0	0	0	0
Undervotes	7			4	2	1	0	0
Contest Totals	195			113	78	4	0	0

### Proposition 4 – State of Texas

Vote For 1

	TOTAL	VOTE %		Election Day	Early Voting	Ballots By Mail	Provisional	Limited Ballot
For	149	78.42%	<div><div></div></div>	85	61	3	0	0
Against	41	21.58%	<div><div></div></div>	26	15	0	0	0
Total Votes Cast	190	100.00%	<div><div></div></div>	111	76	3	0	0
Overvotes	0			0	0	0	0	0
Undervotes	5			2	2	1	0	0
Contest Totals	195			113	78	4	0	0

## PCT 073

### Proposition 5 – State of Texas

Vote For 1

	TOTAL	VOTE %		Election Day	Early Voting	Ballots By Mail	Provisional	Limited Ballot
For	135	70.68%	<div><div></div></div>	76	56	3	0	0
Against	56	29.32%	<div><div></div></div>	34	22	0	0	0
Total Votes Cast	191	100.00%	<div><div></div></div>	110	78	3	0	0
Overvotes	0			0	0	0	0	0
Undervotes	4			3	0	1	0	0
Contest Totals	195			113	78	4	0	0

### Proposition 6 – State of Texas

Vote For 1

	TOTAL	VOTE %		Election Day	Early Voting	Ballots By Mail	Provisional	Limited Ballot
For	162	84.82%	<div><div></div></div>	94	66	2	0	0
Against	29	15.18%	<div><div></div></div>	16	12	1	0	0
Total Votes Cast	191	100.00%	<div><div></div></div>	110	78	3	0	0
Overvotes	0			0	0	0	0	0
Undervotes	4			3	0	1	0	0
Contest Totals	195			113	78	4	0	0

### Proposition 7 – State of Texas

Vote For 1

	TOTAL	VOTE %		Election Day	Early Voting	Ballots By Mail	Provisional	Limited Ballot
For	114	59.07%	<div><div></div></div>	75	39	0	0	0
Against	79	40.93%	<div><div></div></div>	37	39	3	0	0
Total Votes Cast	193	100.00%	<div><div></div></div>	112	78	3	0	0
Overvotes	0			0	0	0	0	0
Undervotes	2			1	0	1	0	0
Contest Totals	195			113	78	4	0	0

### Proposition 8 – State of Texas

Vote For 1

	TOTAL	VOTE %		Election Day	Early Voting	Ballots By Mail	Provisional	Limited Ballot
For	151	77.84%	<div><div></div></div>	90	58	3	0	0
Against	43	22.16%	<div><div></div></div>	23	20	0	0	0
Total Votes Cast	194	100.00%	<div><div></div></div>	113	78	3	0	0
Overvotes	0			0	0	0	0	0
Undervotes	1			0	0	1	0	0
Contest Totals	195			113	78	4	0	0

## PCT 073

### Proposition 9 – State of Texas

Vote For 1

	TOTAL	VOTE %		Election Day	Early Voting	Ballots By Mail	Provisional	Limited Ballot
For	170	87.63%	<div><div></div></div>	104	63	3	0	0
Against	24	12.37%	<div><div></div></div>	9	15	0	0	0
Total Votes Cast	194	100.00%	<div><div></div></div>	113	78	3	0	0
Overvotes	0			0	0	0	0	0
Undervotes	1			0	0	1	0	0
Contest Totals	195			113	78	4	0	0

### Proposition 10 – State of Texas

Vote For 1

	TOTAL	VOTE %		Election Day	Early Voting	Ballots By Mail	Provisional	Limited Ballot
For	95	50.80%	<div><div></div></div>	56	39	0	0	0
Against	92	49.20%	<div><div></div></div>	52	37	3	0	0
Total Votes Cast	187	100.00%	<div><div></div></div>	108	76	3	0	0
Overvotes	0			0	0	0	0	0
Undervotes	8			5	2	1	0	0
Contest Totals	195			113	78	4	0	0

### Proposition 11 – State of Texas

Vote For 1

	TOTAL	VOTE %		Election Day	Early Voting	Ballots By Mail	Provisional	Limited Ballot
For	146	79.35%	<div><div></div></div>	91	52	3	0	0
Against	38	20.65%	<div><div></div></div>	15	23	0	0	0
Total Votes Cast	184	100.00%	<div><div></div></div>	106	75	3	0	0
Overvotes	0			0	0	0	0	0
Undervotes	11			7	3	1	0	0
Contest Totals	195			113	78	4	0	0

### Proposition 12 – State of Texas

Vote For 1

	TOTAL	VOTE %		Election Day	Early Voting	Ballots By Mail	Provisional	Limited Ballot
For	74	42.29%	<div><div></div></div>	39	34	1	0	0
Against	101	57.71%	<div><div></div></div>	61	38	2	0	0
Total Votes Cast	175	100.00%	<div><div></div></div>	100	72	3	0	0
Overvotes	0			0	0	0	0	0
Undervotes	20			13	6	1	0	0
Contest Totals	195			113	78	4	0	0

## PCT 073

### Proposition 13 – State of Texas

Vote For 1

	TOTAL	VOTE %		Election Day	Early Voting	Ballots By Mail	Provisional	Limited Ballot
For	66	34.56%	<div><div></div></div>	40	24	2	0	0
Against	125	65.44%	<div><div></div></div>	73	50	2	0	0
Total Votes Cast	191	100.00%	<div><div></div></div>	113	74	4	0	0
Overvotes	0			0	0	0	0	0
Undervotes	4			0	4	0	0	0
Contest Totals	195			113	78	4	0	0

### Proposition 14 – State of Texas

Vote For 1

	TOTAL	VOTE %		Election Day	Early Voting	Ballots By Mail	Provisional	Limited Ballot
For	165	85.49%	<div><div></div></div>	98	64	3	0	0
Against	28	14.51%	<div><div></div></div>	14	14	0	0	0
Total Votes Cast	193	100.00%	<div><div></div></div>	112	78	3	0	0
Overvotes	0			0	0	0	0	0
Undervotes	2			1	0	1	0	0
Contest Totals	195			113	78	4	0	0

### Proposition A – Collin County

Vote For 1

	TOTAL	VOTE %		Election Day	Early Voting	Ballots By Mail	Provisional	Limited Ballot
For	107	56.32%	<div><div></div></div>	65	40	2	0	0
Against	83	43.68%	<div><div></div></div>	44	37	2	0	0
Total Votes Cast	190	100.00%	<div><div></div></div>	109	77	4	0	0
Overvotes	0			0	0	0	0	0
Undervotes	5			4	1	0	0	0
Contest Totals	195			113	78	4	0	0

### Proposition B – Collin County

Vote For 1

	TOTAL	VOTE %		Election Day	Early Voting	Ballots By Mail	Provisional	Limited Ballot
For	140	74.07%	<div><div></div></div>	81	58	1	0	0
Against	49	25.93%	<div><div></div></div>	28	18	3	0	0
Total Votes Cast	189	100.00%	<div><div></div></div>	109	76	4	0	0
Overvotes	0			0	0	0	0	0
Undervotes	6			4	2	0	0	0
Contest Totals	195			113	78	4	0	0

## PCT 073

### Proposition C – Collin County

Vote For 1

	TOTAL	VOTE %		Election Day	Early Voting	Ballots By Mail	Provisional	Limited Ballot
For	120	63.83%	<div><div></div></div>	74	45	1	0	0
Against	68	36.17%	<div><div></div></div>	34	31	3	0	0
Total Votes Cast	188	100.00%	<div><div></div></div>	108	76	4	0	0
Overvotes	0			0	0	0	0	0
Undervotes	7			5	2	0	0	0
Contest Totals	195			113	78	4	0	0

### Proposition D – Collin County

Vote For 1

	TOTAL	VOTE %		Election Day	Early Voting	Ballots By Mail	Provisional	Limited Ballot
For	145	76.32%	<div><div></div></div>	89	53	3	0	0
Against	45	23.68%	<div><div></div></div>	20	24	1	0	0
Total Votes Cast	190	100.00%	<div><div></div></div>	109	77	4	0	0
Overvotes	0			0	0	0	0	0
Undervotes	5			4	1	0	0	0
Contest Totals	195			113	78	4	0	0

### Proposition E – Collin County

Vote For 1

	TOTAL	VOTE %		Election Day	Early Voting	Ballots By Mail	Provisional	Limited Ballot
For	156	82.11%	<div><div></div></div>	91	62	3	0	0
Against	34	17.89%	<div><div></div></div>	18	15	1	0	0
Total Votes Cast	190	100.00%	<div><div></div></div>	109	77	4	0	0
Overvotes	0			0	0	0	0	0
Undervotes	5			4	1	0	0	0
Contest Totals	195			113	78	4	0	0

## PCT 074

### Proposition 1 – State of Texas

Vote For 1

	TOTAL	VOTE %		Election Day	Early Voting	Ballots By Mail	Provision al	Limited Ballot
For	199	72.10%	<div><div></div></div>	101	98	0	0	0
Against	77	27.90%	<div><div></div></div>	38	37	2	0	0
Total Votes Cast	276	100.00%	<div><div></div></div>	139	135	2	0	0
Overvotes	0			0	0	0	0	0
Undervotes	9			6	3	0	0	0
Contest Totals	285			145	138	2	0	0

### Proposition 2 – State of Texas

Vote For 1

	TOTAL	VOTE %		Election Day	Early Voting	Ballots By Mail	Provision al	Limited Ballot
For	167	60.73%	<div><div></div></div>	88	77	2	0	0
Against	108	39.27%	<div><div></div></div>	50	58	0	0	0
Total Votes Cast	275	100.00%	<div><div></div></div>	138	135	2	0	0
Overvotes	0			0	0	0	0	0
Undervotes	10			7	3	0	0	0
Contest Totals	285			145	138	2	0	0

### Proposition 3 – State of Texas

Vote For 1

	TOTAL	VOTE %		Election Day	Early Voting	Ballots By Mail	Provision al	Limited Ballot
For	179	64.86%	<div><div></div></div>	97	82	0	0	0
Against	97	35.14%	<div><div></div></div>	43	52	2	0	0
Total Votes Cast	276	100.00%	<div><div></div></div>	140	134	2	0	0
Overvotes	0			0	0	0	0	0
Undervotes	9			5	4	0	0	0
Contest Totals	285			145	138	2	0	0

### Proposition 4 – State of Texas

Vote For 1

	TOTAL	VOTE %		Election Day	Early Voting	Ballots By Mail	Provision al	Limited Ballot
For	239	85.66%	<div><div></div></div>	121	117	1	0	0
Against	40	14.34%	<div><div></div></div>	20	19	1	0	0
Total Votes Cast	279	100.00%	<div><div></div></div>	141	136	2	0	0
Overvotes	0			0	0	0	0	0
Undervotes	6			4	2	0	0	0
Contest Totals	285			145	138	2	0	0



## PCT 074

### Proposition 5 – State of Texas

Vote For 1

	TOTAL	VOTE %		Election Day	Early Voting	Ballots By Mail	Provisional	Limited Ballot
For	177	64.60%	<div><div></div></div>	86	89	2	0	0
Against	97	35.40%	<div><div></div></div>	53	44	0	0	0
Total Votes Cast	274	100.00%	<div><div></div></div>	139	133	2	0	0
Overvotes	0			0	0	0	0	0
Undervotes	11			6	5	0	0	0
Contest Totals	285			145	138	2	0	0

### Proposition 6 – State of Texas

Vote For 1

	TOTAL	VOTE %		Election Day	Early Voting	Ballots By Mail	Provisional	Limited Ballot
For	210	76.36%	<div><div></div></div>	100	108	2	0	0
Against	65	23.64%	<div><div></div></div>	38	27	0	0	0
Total Votes Cast	275	100.00%	<div><div></div></div>	138	135	2	0	0
Overvotes	0			0	0	0	0	0
Undervotes	10			7	3	0	0	0
Contest Totals	285			145	138	2	0	0

### Proposition 7 – State of Texas

Vote For 1

	TOTAL	VOTE %		Election Day	Early Voting	Ballots By Mail	Provisional	Limited Ballot
For	159	57.40%	<div><div></div></div>	87	72	0	0	0
Against	118	42.60%	<div><div></div></div>	53	63	2	0	0
Total Votes Cast	277	100.00%	<div><div></div></div>	140	135	2	0	0
Overvotes	0			0	0	0	0	0
Undervotes	8			5	3	0	0	0
Contest Totals	285			145	138	2	0	0

### Proposition 8 – State of Texas

Vote For 1

	TOTAL	VOTE %		Election Day	Early Voting	Ballots By Mail	Provisional	Limited Ballot
For	172	62.55%	<div><div></div></div>	83	87	2	0	0
Against	103	37.45%	<div><div></div></div>	56	47	0	0	0
Total Votes Cast	275	100.00%	<div><div></div></div>	139	134	2	0	0
Overvotes	0			0	0	0	0	0
Undervotes	10			6	4	0	0	0
Contest Totals	285			145	138	2	0	0

## PCT 074

### Proposition 9 – State of Texas

Vote For 1

	TOTAL	VOTE %		Election Day	Early Voting	Ballots By Mail	Provisional	Limited Ballot
For	225	81.23%	<div><div></div></div>	106	117	2	0	0
Against	52	18.77%	<div><div></div></div>	35	17	0	0	0
Total Votes Cast	277	100.00%	<div><div></div></div>	141	134	2	0	0
Overvotes	0			0	0	0	0	0
Undervotes	8			4	4	0	0	0
Contest Totals	285			145	138	2	0	0

### Proposition 10 – State of Texas

Vote For 1

	TOTAL	VOTE %		Election Day	Early Voting	Ballots By Mail	Provisional	Limited Ballot
For	124	45.42%	<div><div></div></div>	72	52	0	0	0
Against	149	54.58%	<div><div></div></div>	66	81	2	0	0
Total Votes Cast	273	100.00%	<div><div></div></div>	138	133	2	0	0
Overvotes	0			0	0	0	0	0
Undervotes	12			7	5	0	0	0
Contest Totals	285			145	138	2	0	0

### Proposition 11 – State of Texas

Vote For 1

	TOTAL	VOTE %		Election Day	Early Voting	Ballots By Mail	Provisional	Limited Ballot
For	155	59.62%	<div><div></div></div>	76	77	2	0	0
Against	105	40.38%	<div><div></div></div>	55	50	0	0	0
Total Votes Cast	260	100.00%	<div><div></div></div>	131	127	2	0	0
Overvotes	0			0	0	0	0	0
Undervotes	25			14	11	0	0	0
Contest Totals	285			145	138	2	0	0

### Proposition 12 – State of Texas

Vote For 1

	TOTAL	VOTE %		Election Day	Early Voting	Ballots By Mail	Provisional	Limited Ballot
For	126	50.20%	<div><div></div></div>	68	58	0	0	0
Against	125	49.80%	<div><div></div></div>	59	64	2	0	0
Total Votes Cast	251	100.00%	<div><div></div></div>	127	122	2	0	0
Overvotes	0			0	0	0	0	0
Undervotes	34			18	16	0	0	0
Contest Totals	285			145	138	2	0	0

## PCT 074

### Proposition 13 – State of Texas

Vote For 1

	TOTAL	VOTE %		Election Day	Early Voting	Ballots By Mail	Provisional	Limited Ballot
For	89	32.72%	<div><div></div></div>	43	46	0	0	0
Against	183	67.28%	<div><div></div></div>	93	88	2	0	0
Total Votes Cast	272	100.00%	<div><div></div></div>	136	134	2	0	0
Overvotes	0			0	0	0	0	0
Undervotes	13			9	4	0	0	0
Contest Totals	285			145	138	2	0	0

### Proposition 14 – State of Texas

Vote For 1

	TOTAL	VOTE %		Election Day	Early Voting	Ballots By Mail	Provisional	Limited Ballot
For	195	71.43%	<div><div></div></div>	95	98	2	0	0
Against	78	28.57%	<div><div></div></div>	41	37	0	0	0
Total Votes Cast	273	100.00%	<div><div></div></div>	136	135	2	0	0
Overvotes	0			0	0	0	0	0
Undervotes	12			9	3	0	0	0
Contest Totals	285			145	138	2	0	0

### Proposition A – Collin County

Vote For 1

	TOTAL	VOTE %		Election Day	Early Voting	Ballots By Mail	Provisional	Limited Ballot
For	128	47.76%	<div><div></div></div>	63	65	0	0	0
Against	140	52.24%	<div><div></div></div>	71	67	2	0	0
Total Votes Cast	268	100.00%	<div><div></div></div>	134	132	2	0	0
Overvotes	0			0	0	0	0	0
Undervotes	17			11	6	0	0	0
Contest Totals	285			145	138	2	0	0

### Proposition B – Collin County

Vote For 1

	TOTAL	VOTE %		Election Day	Early Voting	Ballots By Mail	Provisional	Limited Ballot
For	158	59.18%	<div><div></div></div>	76	82	0	0	0
Against	109	40.82%	<div><div></div></div>	57	50	2	0	0
Total Votes Cast	267	100.00%	<div><div></div></div>	133	132	2	0	0
Overvotes	0			0	0	0	0	0
Undervotes	18			12	6	0	0	0
Contest Totals	285			145	138	2	0	0

## PCT 074

### Proposition C – Collin County

Vote For 1

	TOTAL	VOTE %		Election Day	Early Voting	Ballots By Mail	Provisional	Limited Ballot
For	131	49.62%	<div><div></div></div>	60	71	0	0	0
Against	133	50.38%	<div><div></div></div>	71	60	2	0	0
Total Votes Cast	264	100.00%	<div><div></div></div>	131	131	2	0	0
Overvotes	0			0	0	0	0	0
Undervotes	21			14	7	0	0	0
Contest Totals	285			145	138	2	0	0

### Proposition D – Collin County

Vote For 1

	TOTAL	VOTE %		Election Day	Early Voting	Ballots By Mail	Provisional	Limited Ballot
For	156	57.78%	<div><div></div></div>	80	76	0	0	0
Against	114	42.22%	<div><div></div></div>	55	57	2	0	0
Total Votes Cast	270	100.00%	<div><div></div></div>	135	133	2	0	0
Overvotes	0			0	0	0	0	0
Undervotes	15			10	5	0	0	0
Contest Totals	285			145	138	2	0	0

### Proposition E – Collin County

Vote For 1

	TOTAL	VOTE %		Election Day	Early Voting	Ballots By Mail	Provisional	Limited Ballot
For	179	66.79%	<div><div></div></div>	86	92	1	0	0
Against	89	33.21%	<div><div></div></div>	47	41	1	0	0
Total Votes Cast	268	100.00%	<div><div></div></div>	133	133	2	0	0
Overvotes	0			0	0	0	0	0
Undervotes	17			12	5	0	0	0
Contest Totals	285			145	138	2	0	0

## PCT 075

### Proposition 1 – State of Texas

Vote For 1

	TOTAL	VOTE %		Election Day	Early Voting	Ballots By Mail	Provision al	Limited Ballot
For	263	68.49%	<div><div></div></div>	158	98	7	0	0
Against	121	31.51%	<div><div></div></div>	69	46	6	0	0
Total Votes Cast	384	100.00%	<div><div></div></div>	227	144	13	0	0
Overvotes	0			0	0	0	0	0
Undervotes	6			4	2	0	0	0
Contest Totals	390			231	146	13	0	0

### Proposition 2 – State of Texas

Vote For 1

	TOTAL	VOTE %		Election Day	Early Voting	Ballots By Mail	Provision al	Limited Ballot
For	241	64.44%	<div><div></div></div>	130	101	10	0	0
Against	133	35.56%	<div><div></div></div>	89	42	2	0	0
Total Votes Cast	374	100.00%	<div><div></div></div>	219	143	12	0	0
Overvotes	0			0	0	0	0	0
Undervotes	16			12	3	1	0	0
Contest Totals	390			231	146	13	0	0

### Proposition 3 – State of Texas

Vote For 1

	TOTAL	VOTE %		Election Day	Early Voting	Ballots By Mail	Provision al	Limited Ballot
For	273	71.84%	<div><div></div></div>	168	97	8	0	0
Against	107	28.16%	<div><div></div></div>	56	47	4	0	0
Total Votes Cast	380	100.00%	<div><div></div></div>	224	144	12	0	0
Overvotes	0			0	0	0	0	0
Undervotes	10			7	2	1	0	0
Contest Totals	390			231	146	13	0	0

### Proposition 4 – State of Texas

Vote For 1

	TOTAL	VOTE %		Election Day	Early Voting	Ballots By Mail	Provision al	Limited Ballot
For	323	84.78%	<div><div></div></div>	196	118	9	0	0
Against	58	15.22%	<div><div></div></div>	30	26	2	0	0
Total Votes Cast	381	100.00%	<div><div></div></div>	226	144	11	0	0
Overvotes	0			0	0	0	0	0
Undervotes	9			5	2	2	0	0
Contest Totals	390			231	146	13	0	0

## PCT 075

### Proposition 5 – State of Texas

Vote For 1

	TOTAL	VOTE %		Election Day	Early Voting	Ballots By Mail	Provisional	Limited Ballot
For	248	65.61%	<div><div></div></div>	137	102	9	0	0
Against	130	34.39%	<div><div></div></div>	86	41	3	0	0
Total Votes Cast	378	100.00%	<div><div></div></div>	223	143	12	0	0
Overvotes	0			0	0	0	0	0
Undervotes	12			8	3	1	0	0
Contest Totals	390			231	146	13	0	0

### Proposition 6 – State of Texas

Vote For 1

	TOTAL	VOTE %		Election Day	Early Voting	Ballots By Mail	Provisional	Limited Ballot
For	324	84.38%	<div><div></div></div>	193	121	10	0	0
Against	60	15.62%	<div><div></div></div>	34	24	2	0	0
Total Votes Cast	384	100.00%	<div><div></div></div>	227	145	12	0	0
Overvotes	0			0	0	0	0	0
Undervotes	6			4	1	1	0	0
Contest Totals	390			231	146	13	0	0

### Proposition 7 – State of Texas

Vote For 1

	TOTAL	VOTE %		Election Day	Early Voting	Ballots By Mail	Provisional	Limited Ballot
For	250	64.60%	<div><div></div></div>	151	90	9	0	0
Against	137	35.40%	<div><div></div></div>	77	56	4	0	0
Total Votes Cast	387	100.00%	<div><div></div></div>	228	146	13	0	0
Overvotes	0			0	0	0	0	0
Undervotes	3			3	0	0	0	0
Contest Totals	390			231	146	13	0	0

### Proposition 8 – State of Texas

Vote For 1

	TOTAL	VOTE %		Election Day	Early Voting	Ballots By Mail	Provisional	Limited Ballot
For	264	69.66%	<div><div></div></div>	148	107	9	0	0
Against	115	30.34%	<div><div></div></div>	75	37	3	0	0
Total Votes Cast	379	100.00%	<div><div></div></div>	223	144	12	0	0
Overvotes	0			0	0	0	0	0
Undervotes	11			8	2	1	0	0
Contest Totals	390			231	146	13	0	0

## PCT 075

### Proposition 9 – State of Texas

Vote For 1

	TOTAL	VOTE %		Election Day	Early Voting	Ballots By Mail	Provisional	Limited Ballot
For	303	79.11%	<div><div></div></div>	172	119	12	0	0
Against	80	20.89%	<div><div></div></div>	55	24	1	0	0
Total Votes Cast	383	100.00%	<div><div></div></div>	227	143	13	0	0
Overvotes	0			0	0	0	0	0
Undervotes	7			4	3	0	0	0
Contest Totals	390			231	146	13	0	0

### Proposition 10 – State of Texas

Vote For 1

	TOTAL	VOTE %		Election Day	Early Voting	Ballots By Mail	Provisional	Limited Ballot
For	187	49.73%	<div><div></div></div>	107	73	7	0	0
Against	189	50.27%	<div><div></div></div>	114	69	6	0	0
Total Votes Cast	376	100.00%	<div><div></div></div>	221	142	13	0	0
Overvotes	0			0	0	0	0	0
Undervotes	14			10	4	0	0	0
Contest Totals	390			231	146	13	0	0

### Proposition 11 – State of Texas

Vote For 1

	TOTAL	VOTE %		Election Day	Early Voting	Ballots By Mail	Provisional	Limited Ballot
For	244	67.59%	<div><div></div></div>	135	99	10	0	0
Against	117	32.41%	<div><div></div></div>	77	38	2	0	0
Total Votes Cast	361	100.00%	<div><div></div></div>	212	137	12	0	0
Overvotes	0			0	0	0	0	0
Undervotes	29			19	9	1	0	0
Contest Totals	390			231	146	13	0	0

### Proposition 12 – State of Texas

Vote For 1

	TOTAL	VOTE %		Election Day	Early Voting	Ballots By Mail	Provisional	Limited Ballot
For	191	58.05%	<div><div></div></div>	108	75	8	0	0
Against	138	41.95%	<div><div></div></div>	87	48	3	0	0
Total Votes Cast	329	100.00%	<div><div></div></div>	195	123	11	0	0
Overvotes	0			0	0	0	0	0
Undervotes	61			36	23	2	0	0
Contest Totals	390			231	146	13	0	0

## PCT 075

### Proposition 13 – State of Texas

Vote For 1

	TOTAL	VOTE %		Election Day	Early Voting	Ballots By Mail	Provisional	Limited Ballot
For	152	40.86%	<div><div></div></div>	89	62	1	0	0
Against	220	59.14%	<div><div></div></div>	131	78	11	0	0
Total Votes Cast	372	100.00%	<div><div></div></div>	220	140	12	0	0
Overvotes	0			0	0	0	0	0
Undervotes	18			11	6	1	0	0
Contest Totals	390			231	146	13	0	0

### Proposition 14 – State of Texas

Vote For 1

	TOTAL	VOTE %		Election Day	Early Voting	Ballots By Mail	Provisional	Limited Ballot
For	291	76.58%	<div><div></div></div>	169	111	11	0	0
Against	89	23.42%	<div><div></div></div>	54	33	2	0	0
Total Votes Cast	380	100.00%	<div><div></div></div>	223	144	13	0	0
Overvotes	0			0	0	0	0	0
Undervotes	10			8	2	0	0	0
Contest Totals	390			231	146	13	0	0

### Proposition A – Collin County

Vote For 1

	TOTAL	VOTE %		Election Day	Early Voting	Ballots By Mail	Provisional	Limited Ballot
For	211	56.72%	<div><div></div></div>	119	84	8	0	0
Against	161	43.28%	<div><div></div></div>	100	57	4	0	0
Total Votes Cast	372	100.00%	<div><div></div></div>	219	141	12	0	0
Overvotes	0			0	0	0	0	0
Undervotes	18			12	5	1	0	0
Contest Totals	390			231	146	13	0	0

### Proposition B – Collin County

Vote For 1

	TOTAL	VOTE %		Election Day	Early Voting	Ballots By Mail	Provisional	Limited Ballot
For	247	65.87%	<div><div></div></div>	132	104	11	0	0
Against	128	34.13%	<div><div></div></div>	88	38	2	0	0
Total Votes Cast	375	100.00%	<div><div></div></div>	220	142	13	0	0
Overvotes	0			0	0	0	0	0
Undervotes	15			11	4	0	0	0
Contest Totals	390			231	146	13	0	0



## PCT 075

### Proposition C – Collin County

Vote For 1

	TOTAL	VOTE %		Election Day	Early Voting	Ballots By Mail	Provisional	Limited Ballot
For	211	56.72%	<div><div></div></div>	116	88	7	0	0
Against	161	43.28%	<div><div></div></div>	102	54	5	0	0
Total Votes Cast	372	100.00%	<div><div></div></div>	218	142	12	0	0
Overvotes	0			0	0	0	0	0
Undervotes	18			13	4	1	0	0
Contest Totals	390			231	146	13	0	0

### Proposition D – Collin County

Vote For 1

	TOTAL	VOTE %		Election Day	Early Voting	Ballots By Mail	Provisional	Limited Ballot
For	235	62.67%	<div><div></div></div>	141	87	7	0	0
Against	140	37.33%	<div><div></div></div>	79	56	5	0	0
Total Votes Cast	375	100.00%	<div><div></div></div>	220	143	12	0	0
Overvotes	0			0	0	0	0	0
Undervotes	15			11	3	1	0	0
Contest Totals	390			231	146	13	0	0

### Proposition E – Collin County

Vote For 1

	TOTAL	VOTE %		Election Day	Early Voting	Ballots By Mail	Provisional	Limited Ballot
For	285	75.60%	<div><div></div></div>	164	112	9	0	0
Against	92	24.40%	<div><div></div></div>	58	32	2	0	0
Total Votes Cast	377	100.00%	<div><div></div></div>	222	144	11	0	0
Overvotes	0			0	0	0	0	0
Undervotes	13			9	2	2	0	0
Contest Totals	390			231	146	13	0	0

## PCT 076

### Proposition 1 – State of Texas

Vote For 1

	TOTAL	VOTE %		Election Day	Early Voting	Ballots By Mail	Provisional	Limited Ballot
For	392	71.14%	<div><div></div></div>	165	219	8	0	0
Against	159	28.86%	<div><div></div></div>	87	72	0	0	0
Total Votes Cast	551	100.00%	<div><div></div></div>	252	291	8	0	0
Overvotes	0			0	0	0	0	0
Undervotes	12			7	5	0	0	0
Contest Totals	563			259	296	8	0	0

### Proposition 2 – State of Texas

Vote For 1

	TOTAL	VOTE %		Election Day	Early Voting	Ballots By Mail	Provisional	Limited Ballot
For	319	58.86%	<div><div></div></div>	159	155	5	0	0
Against	223	41.14%	<div><div></div></div>	89	131	3	0	0
Total Votes Cast	542	100.00%	<div><div></div></div>	248	286	8	0	0
Overvotes	0			0	0	0	0	0
Undervotes	21			11	10	0	0	0
Contest Totals	563			259	296	8	0	0

### Proposition 3 – State of Texas

Vote For 1

	TOTAL	VOTE %		Election Day	Early Voting	Ballots By Mail	Provisional	Limited Ballot
For	366	66.67%	<div><div></div></div>	158	202	6	0	0
Against	183	33.33%	<div><div></div></div>	92	89	2	0	0
Total Votes Cast	549	100.00%	<div><div></div></div>	250	291	8	0	0
Overvotes	0			0	0	0	0	0
Undervotes	14			9	5	0	0	0
Contest Totals	563			259	296	8	0	0

### Proposition 4 – State of Texas

Vote For 1

	TOTAL	VOTE %		Election Day	Early Voting	Ballots By Mail	Provisional	Limited Ballot
For	479	86.93%	<div><div></div></div>	213	260	6	0	0
Against	72	13.07%	<div><div></div></div>	41	29	2	0	0
Total Votes Cast	551	100.00%	<div><div></div></div>	254	289	8	0	0
Overvotes	0			0	0	0	0	0
Undervotes	12			5	7	0	0	0
Contest Totals	563			259	296	8	0	0

## PCT 076

### Proposition 5 – State of Texas

Vote For 1

	TOTAL	VOTE %		Election Day	Early Voting	Ballots By Mail	Provisional	Limited Ballot
For	339	62.55%	<div><div></div></div>	158	175	6	0	0
Against	203	37.45%	<div><div></div></div>	92	109	2	0	0
Total Votes Cast	542	100.00%	<div><div></div></div>	250	284	8	0	0
Overvotes	0			0	0	0	0	0
Undervotes	21			9	12	0	0	0
Contest Totals	563			259	296	8	0	0

### Proposition 6 – State of Texas

Vote For 1

	TOTAL	VOTE %		Election Day	Early Voting	Ballots By Mail	Provisional	Limited Ballot
For	424	77.23%	<div><div></div></div>	203	215	6	0	0
Against	125	22.77%	<div><div></div></div>	51	72	2	0	0
Total Votes Cast	549	100.00%	<div><div></div></div>	254	287	8	0	0
Overvotes	0			0	0	0	0	0
Undervotes	14			5	9	0	0	0
Contest Totals	563			259	296	8	0	0

### Proposition 7 – State of Texas

Vote For 1

	TOTAL	VOTE %		Election Day	Early Voting	Ballots By Mail	Provisional	Limited Ballot
For	333	60.77%	<div><div></div></div>	153	173	7	0	0
Against	215	39.23%	<div><div></div></div>	97	117	1	0	0
Total Votes Cast	548	100.00%	<div><div></div></div>	250	290	8	0	0
Overvotes	0			0	0	0	0	0
Undervotes	15			9	6	0	0	0
Contest Totals	563			259	296	8	0	0

### Proposition 8 – State of Texas

Vote For 1

	TOTAL	VOTE %		Election Day	Early Voting	Ballots By Mail	Provisional	Limited Ballot
For	354	65.07%	<div><div></div></div>	166	182	6	0	0
Against	190	34.93%	<div><div></div></div>	83	105	2	0	0
Total Votes Cast	544	100.00%	<div><div></div></div>	249	287	8	0	0
Overvotes	0			0	0	0	0	0
Undervotes	19			10	9	0	0	0
Contest Totals	563			259	296	8	0	0

## PCT 076

### Proposition 9 – State of Texas

Vote For 1

	TOTAL	VOTE %		Election Day	Early Voting	Ballots By Mail	Provisional	Limited Ballot
For	465	83.78%	<div><div></div></div>	221	236	8	0	0
Against	90	16.22%	<div><div></div></div>	35	55	0	0	0
Total Votes Cast	555	100.00%	<div><div></div></div>	256	291	8	0	0
Overvotes	0			0	0	0	0	0
Undervotes	8			3	5	0	0	0
Contest Totals	563			259	296	8	0	0

### Proposition 10 – State of Texas

Vote For 1

	TOTAL	VOTE %		Election Day	Early Voting	Ballots By Mail	Provisional	Limited Ballot
For	241	44.71%	<div><div></div></div>	101	134	6	0	0
Against	298	55.29%	<div><div></div></div>	147	149	2	0	0
Total Votes Cast	539	100.00%	<div><div></div></div>	248	283	8	0	0
Overvotes	0			0	0	0	0	0
Undervotes	24			11	13	0	0	0
Contest Totals	563			259	296	8	0	0

### Proposition 11 – State of Texas

Vote For 1

	TOTAL	VOTE %		Election Day	Early Voting	Ballots By Mail	Provisional	Limited Ballot
For	333	63.79%	<div><div></div></div>	150	177	6	0	0
Against	189	36.21%	<div><div></div></div>	90	97	2	0	0
Total Votes Cast	522	100.00%	<div><div></div></div>	240	274	8	0	0
Overvotes	0			0	0	0	0	0
Undervotes	41			19	22	0	0	0
Contest Totals	563			259	296	8	0	0

### Proposition 12 – State of Texas

Vote For 1

	TOTAL	VOTE %		Election Day	Early Voting	Ballots By Mail	Provisional	Limited Ballot
For	264	52.80%	<div><div></div></div>	110	150	4	0	0
Against	236	47.20%	<div><div></div></div>	117	115	4	0	0
Total Votes Cast	500	100.00%	<div><div></div></div>	227	265	8	0	0
Overvotes	0			0	0	0	0	0
Undervotes	63			32	31	0	0	0
Contest Totals	563			259	296	8	0	0

## PCT 076

### Proposition 13 – State of Texas

Vote For 1

	TOTAL	VOTE %		Election Day	Early Voting	Ballots By Mail	Provisional	Limited Ballot
For	187	34.69%	<div><div></div></div>	92	91	4	0	0
Against	352	65.31%	<div><div></div></div>	154	194	4	0	0
Total Votes Cast	539	100.00%	<div><div></div></div>	246	285	8	0	0
Overvotes	0			0	0	0	0	0
Undervotes	24			13	11	0	0	0
Contest Totals	563			259	296	8	0	0

### Proposition 14 – State of Texas

Vote For 1

	TOTAL	VOTE %		Election Day	Early Voting	Ballots By Mail	Provisional	Limited Ballot
For	396	73.33%	<div><div></div></div>	175	216	5	0	0
Against	144	26.67%	<div><div></div></div>	69	72	3	0	0
Total Votes Cast	540	100.00%	<div><div></div></div>	244	288	8	0	0
Overvotes	0			0	0	0	0	0
Undervotes	23			15	8	0	0	0
Contest Totals	563			259	296	8	0	0

### Proposition A – Collin County

Vote For 1

	TOTAL	VOTE %		Election Day	Early Voting	Ballots By Mail	Provisional	Limited Ballot
For	306	57.30%	<div><div></div></div>	130	170	6	0	0
Against	228	42.70%	<div><div></div></div>	112	114	2	0	0
Total Votes Cast	534	100.00%	<div><div></div></div>	242	284	8	0	0
Overvotes	0			0	0	0	0	0
Undervotes	29			17	12	0	0	0
Contest Totals	563			259	296	8	0	0

### Proposition B – Collin County

Vote For 1

	TOTAL	VOTE %		Election Day	Early Voting	Ballots By Mail	Provisional	Limited Ballot
For	365	67.47%	<div><div></div></div>	172	189	4	0	0
Against	176	32.53%	<div><div></div></div>	76	96	4	0	0
Total Votes Cast	541	100.00%	<div><div></div></div>	248	285	8	0	0
Overvotes	0			0	0	0	0	0
Undervotes	22			11	11	0	0	0
Contest Totals	563			259	296	8	0	0

## PCT 076

### Proposition C – Collin County

Vote For 1

	TOTAL	VOTE %		Election Day	Early Voting	Ballots By Mail	Provisional	Limited Ballot
For	308	57.79%	<div><div></div></div>	131	171	6	0	0
Against	225	42.21%	<div><div></div></div>	112	111	2	0	0
Total Votes Cast	533	100.00%	<div><div></div></div>	243	282	8	0	0
Overvotes	0			0	0	0	0	0
Undervotes	30			16	14	0	0	0
Contest Totals	563			259	296	8	0	0

### Proposition D – Collin County

Vote For 1

	TOTAL	VOTE %		Election Day	Early Voting	Ballots By Mail	Provisional	Limited Ballot
For	320	60.04%	<div><div></div></div>	149	167	4	0	0
Against	213	39.96%	<div><div></div></div>	95	114	4	0	0
Total Votes Cast	533	100.00%	<div><div></div></div>	244	281	8	0	0
Overvotes	0			0	0	0	0	0
Undervotes	30			15	15	0	0	0
Contest Totals	563			259	296	8	0	0

### Proposition E – Collin County

Vote For 1

	TOTAL	VOTE %		Election Day	Early Voting	Ballots By Mail	Provisional	Limited Ballot
For	395	72.88%	<div><div></div></div>	170	219	6	0	0
Against	147	27.12%	<div><div></div></div>	78	67	2	0	0
Total Votes Cast	542	100.00%	<div><div></div></div>	248	286	8	0	0
Overvotes	0			0	0	0	0	0
Undervotes	21			11	10	0	0	0
Contest Totals	563			259	296	8	0	0

## PCT 077

### Proposition 1 – State of Texas

Vote For 1

	TOTAL	VOTE %		Election Day	Early Voting	Ballots By Mail	Provisional	Limited Ballot
For	319	69.20%	<div><div></div></div>	176	139	4	0	0
Against	142	30.80%	<div><div></div></div>	74	67	1	0	0
Total Votes Cast	461	100.00%	<div><div></div></div>	250	206	5	0	0
Overvotes	0			0	0	0	0	0
Undervotes	9			7	2	0	0	0
Contest Totals	470			257	208	5	0	0

### Proposition 2 – State of Texas

Vote For 1

	TOTAL	VOTE %		Election Day	Early Voting	Ballots By Mail	Provisional	Limited Ballot
For	298	65.35%	<div><div></div></div>	164	130	4	0	0
Against	158	34.65%	<div><div></div></div>	83	74	1	0	0
Total Votes Cast	456	100.00%	<div><div></div></div>	247	204	5	0	0
Overvotes	0			0	0	0	0	0
Undervotes	14			10	4	0	0	0
Contest Totals	470			257	208	5	0	0

### Proposition 3 – State of Texas

Vote For 1

	TOTAL	VOTE %		Election Day	Early Voting	Ballots By Mail	Provisional	Limited Ballot
For	289	62.96%	<div><div></div></div>	150	135	4	0	0
Against	170	37.04%	<div><div></div></div>	99	70	1	0	0
Total Votes Cast	459	100.00%	<div><div></div></div>	249	205	5	0	0
Overvotes	0			0	0	0	0	0
Undervotes	11			8	3	0	0	0
Contest Totals	470			257	208	5	0	0

### Proposition 4 – State of Texas

Vote For 1

	TOTAL	VOTE %		Election Day	Early Voting	Ballots By Mail	Provisional	Limited Ballot
For	390	83.69%	<div><div></div></div>	213	174	3	0	0
Against	76	16.31%	<div><div></div></div>	40	34	2	0	0
Total Votes Cast	466	100.00%	<div><div></div></div>	253	208	5	0	0
Overvotes	0			0	0	0	0	0
Undervotes	4			4	0	0	0	0
Contest Totals	470			257	208	5	0	0

## PCT 077

### Proposition 5 – State of Texas

Vote For 1

	TOTAL	VOTE %		Election Day	Early Voting	Ballots By Mail	Provisional	Limited Ballot
For	298	64.64%	<div><div></div></div>	155	139	4	0	0
Against	163	35.36%	<div><div></div></div>	96	66	1	0	0
Total Votes Cast	461	100.00%	<div><div></div></div>	251	205	5	0	0
Overvotes	0			0	0	0	0	0
Undervotes	9			6	3	0	0	0
Contest Totals	470			257	208	5	0	0

### Proposition 6 – State of Texas

Vote For 1

	TOTAL	VOTE %		Election Day	Early Voting	Ballots By Mail	Provisional	Limited Ballot
For	365	78.83%	<div><div></div></div>	203	157	5	0	0
Against	98	21.17%	<div><div></div></div>	49	49	0	0	0
Total Votes Cast	463	100.00%	<div><div></div></div>	252	206	5	0	0
Overvotes	0			0	0	0	0	0
Undervotes	7			5	2	0	0	0
Contest Totals	470			257	208	5	0	0

### Proposition 7 – State of Texas

Vote For 1

	TOTAL	VOTE %		Election Day	Early Voting	Ballots By Mail	Provisional	Limited Ballot
For	291	62.85%	<div><div></div></div>	168	120	3	0	0
Against	172	37.15%	<div><div></div></div>	85	85	2	0	0
Total Votes Cast	463	100.00%	<div><div></div></div>	253	205	5	0	0
Overvotes	0			0	0	0	0	0
Undervotes	7			4	3	0	0	0
Contest Totals	470			257	208	5	0	0

### Proposition 8 – State of Texas

Vote For 1

	TOTAL	VOTE %		Election Day	Early Voting	Ballots By Mail	Provisional	Limited Ballot
For	320	69.57%	<div><div></div></div>	173	143	4	0	0
Against	140	30.43%	<div><div></div></div>	78	61	1	0	0
Total Votes Cast	460	100.00%	<div><div></div></div>	251	204	5	0	0
Overvotes	0			0	0	0	0	0
Undervotes	10			6	4	0	0	0
Contest Totals	470			257	208	5	0	0



## PCT 077

### Proposition 9 – State of Texas

Vote For 1

	TOTAL	VOTE %		Election Day	Early Voting	Ballots By Mail	Provision al	Limited Ballot
For	376	81.92%	<div><div></div></div>	201	170	5	0	0
Against	83	18.08%	<div><div></div></div>	46	37	0	0	0
Total Votes Cast	459	100.00%	<div><div></div></div>	247	207	5	0	0
Overvotes	0			0	0	0	0	0
Undervotes	11			10	1	0	0	0
Contest Totals	470			257	208	5	0	0

### Proposition 10 – State of Texas

Vote For 1

	TOTAL	VOTE %		Election Day	Early Voting	Ballots By Mail	Provision al	Limited Ballot
For	205	45.76%	<div><div></div></div>	108	94	3	0	0
Against	243	54.24%	<div><div></div></div>	131	110	2	0	0
Total Votes Cast	448	100.00%	<div><div></div></div>	239	204	5	0	0
Overvotes	0			0	0	0	0	0
Undervotes	22			18	4	0	0	0
Contest Totals	470			257	208	5	0	0

### Proposition 11 – State of Texas

Vote For 1

	TOTAL	VOTE %		Election Day	Early Voting	Ballots By Mail	Provision al	Limited Ballot
For	297	67.65%	<div><div></div></div>	158	134	5	0	0
Against	142	32.35%	<div><div></div></div>	80	62	0	0	0
Total Votes Cast	439	100.00%	<div><div></div></div>	238	196	5	0	0
Overvotes	0			0	0	0	0	0
Undervotes	31			19	12	0	0	0
Contest Totals	470			257	208	5	0	0

### Proposition 12 – State of Texas

Vote For 1

	TOTAL	VOTE %		Election Day	Early Voting	Ballots By Mail	Provision al	Limited Ballot
For	202	49.03%	<div><div></div></div>	102	96	4	0	0
Against	210	50.97%	<div><div></div></div>	119	90	1	0	0
Total Votes Cast	412	100.00%	<div><div></div></div>	221	186	5	0	0
Overvotes	0			0	0	0	0	0
Undervotes	58			36	22	0	0	0
Contest Totals	470			257	208	5	0	0

## PCT 077

### Proposition 13 – State of Texas

Vote For 1

	TOTAL	VOTE %		Election Day	Early Voting	Ballots By Mail	Provisional	Limited Ballot
For	149	32.75%	<div><div></div></div>	79	67	3	0	0
Against	306	67.25%	<div><div></div></div>	166	138	2	0	0
Total Votes Cast	455	100.00%	<div><div></div></div>	245	205	5	0	0
Overvotes	0			0	0	0	0	0
Undervotes	15			12	3	0	0	0
Contest Totals	470			257	208	5	0	0

### Proposition 14 – State of Texas

Vote For 1

	TOTAL	VOTE %		Election Day	Early Voting	Ballots By Mail	Provisional	Limited Ballot
For	340	74.56%	<div><div></div></div>	173	162	5	0	0
Against	116	25.44%	<div><div></div></div>	73	43	0	0	0
Total Votes Cast	456	100.00%	<div><div></div></div>	246	205	5	0	0
Overvotes	0			0	0	0	0	0
Undervotes	14			11	3	0	0	0
Contest Totals	470			257	208	5	0	0

### Proposition A – Collin County

Vote For 1

	TOTAL	VOTE %		Election Day	Early Voting	Ballots By Mail	Provisional	Limited Ballot
For	225	49.56%	<div><div></div></div>	121	99	5	0	0
Against	229	50.44%	<div><div></div></div>	126	103	0	0	0
Total Votes Cast	454	100.00%	<div><div></div></div>	247	202	5	0	0
Overvotes	0			0	0	0	0	0
Undervotes	16			10	6	0	0	0
Contest Totals	470			257	208	5	0	0

### Proposition B – Collin County

Vote For 1

	TOTAL	VOTE %		Election Day	Early Voting	Ballots By Mail	Provisional	Limited Ballot
For	293	64.11%	<div><div></div></div>	153	136	4	0	0
Against	164	35.89%	<div><div></div></div>	93	70	1	0	0
Total Votes Cast	457	100.00%	<div><div></div></div>	246	206	5	0	0
Overvotes	0			0	0	0	0	0
Undervotes	13			11	2	0	0	0
Contest Totals	470			257	208	5	0	0

## PCT 077

### Proposition C – Collin County

Vote For 1

	TOTAL	VOTE %		Election Day	Early Voting	Ballots By Mail	Provisional	Limited Ballot
For	257	56.86%	<div><div></div></div>	138	114	5	0	0
Against	195	43.14%	<div><div></div></div>	104	91	0	0	0
Total Votes Cast	452	100.00%	<div><div></div></div>	242	205	5	0	0
Overvotes	0			0	0	0	0	0
Undervotes	18			15	3	0	0	0
Contest Totals	470			257	208	5	0	0

### Proposition D – Collin County

Vote For 1

	TOTAL	VOTE %		Election Day	Early Voting	Ballots By Mail	Provisional	Limited Ballot
For	294	64.33%	<div><div></div></div>	150	140	4	0	0
Against	163	35.67%	<div><div></div></div>	97	65	1	0	0
Total Votes Cast	457	100.00%	<div><div></div></div>	247	205	5	0	0
Overvotes	0			0	0	0	0	0
Undervotes	13			10	3	0	0	0
Contest Totals	470			257	208	5	0	0

### Proposition E – Collin County

Vote For 1

	TOTAL	VOTE %		Election Day	Early Voting	Ballots By Mail	Provisional	Limited Ballot
For	332	72.49%	<div><div></div></div>	178	150	4	0	0
Against	126	27.51%	<div><div></div></div>	69	56	1	0	0
Total Votes Cast	458	100.00%	<div><div></div></div>	247	206	5	0	0
Overvotes	0			0	0	0	0	0
Undervotes	12			10	2	0	0	0
Contest Totals	470			257	208	5	0	0

## PCT 078

### Proposition 1 – State of Texas

Vote For 1

	TOTAL	VOTE %		Election Day	Early Voting	Ballots By Mail	Provision al	Limited Ballot
For	313	62.85%	<div><div></div></div>	185	127	1	0	0
Against	185	37.15%	<div><div></div></div>	94	85	6	0	0
Total Votes Cast	498	100.00%	<div><div></div></div>	279	212	7	0	0
Overvotes	0			0	0	0	0	0
Undervotes	9			7	2	0	0	0
Contest Totals	507			286	214	7	0	0

### Proposition 2 – State of Texas

Vote For 1

	TOTAL	VOTE %		Election Day	Early Voting	Ballots By Mail	Provision al	Limited Ballot
For	344	69.49%	<div><div></div></div>	196	142	6	0	0
Against	151	30.51%	<div><div></div></div>	81	69	1	0	0
Total Votes Cast	495	100.00%	<div><div></div></div>	277	211	7	0	0
Overvotes	0			0	0	0	0	0
Undervotes	12			9	3	0	0	0
Contest Totals	507			286	214	7	0	0

### Proposition 3 – State of Texas

Vote For 1

	TOTAL	VOTE %		Election Day	Early Voting	Ballots By Mail	Provision al	Limited Ballot
For	277	55.96%	<div><div></div></div>	165	109	3	0	0
Against	218	44.04%	<div><div></div></div>	114	100	4	0	0
Total Votes Cast	495	100.00%	<div><div></div></div>	279	209	7	0	0
Overvotes	0			0	0	0	0	0
Undervotes	12			7	5	0	0	0
Contest Totals	507			286	214	7	0	0

### Proposition 4 – State of Texas

Vote For 1

	TOTAL	VOTE %		Election Day	Early Voting	Ballots By Mail	Provision al	Limited Ballot
For	377	75.55%	<div><div></div></div>	206	166	5	0	0
Against	122	24.45%	<div><div></div></div>	73	47	2	0	0
Total Votes Cast	499	100.00%	<div><div></div></div>	279	213	7	0	0
Overvotes	0			0	0	0	0	0
Undervotes	8			7	1	0	0	0
Contest Totals	507			286	214	7	0	0

## PCT 078

### Proposition 5 – State of Texas

Vote For 1

	TOTAL	VOTE %		Election Day	Early Voting	Ballots By Mail	Provisional	Limited Ballot
For	358	71.89%	<div><div></div></div>	195	157	6	0	0
Against	140	28.11%	<div><div></div></div>	85	54	1	0	0
Total Votes Cast	498	100.00%	<div><div></div></div>	280	211	7	0	0
Overvotes	0			0	0	0	0	0
Undervotes	9			6	3	0	0	0
Contest Totals	507			286	214	7	0	0

### Proposition 6 – State of Texas

Vote For 1

	TOTAL	VOTE %		Election Day	Early Voting	Ballots By Mail	Provisional	Limited Ballot
For	406	81.20%	<div><div></div></div>	230	169	7	0	0
Against	94	18.80%	<div><div></div></div>	51	43	0	0	0
Total Votes Cast	500	100.00%	<div><div></div></div>	281	212	7	0	0
Overvotes	0			0	0	0	0	0
Undervotes	7			5	2	0	0	0
Contest Totals	507			286	214	7	0	0

### Proposition 7 – State of Texas

Vote For 1

	TOTAL	VOTE %		Election Day	Early Voting	Ballots By Mail	Provisional	Limited Ballot
For	286	57.43%	<div><div></div></div>	173	109	4	0	0
Against	212	42.57%	<div><div></div></div>	106	103	3	0	0
Total Votes Cast	498	100.00%	<div><div></div></div>	279	212	7	0	0
Overvotes	0			0	0	0	0	0
Undervotes	9			7	2	0	0	0
Contest Totals	507			286	214	7	0	0

### Proposition 8 – State of Texas

Vote For 1

	TOTAL	VOTE %		Election Day	Early Voting	Ballots By Mail	Provisional	Limited Ballot
For	372	74.85%	<div><div></div></div>	211	154	7	0	0
Against	125	25.15%	<div><div></div></div>	67	58	0	0	0
Total Votes Cast	497	100.00%	<div><div></div></div>	278	212	7	0	0
Overvotes	0			0	0	0	0	0
Undervotes	10			8	2	0	0	0
Contest Totals	507			286	214	7	0	0

## PCT 078

### Proposition 9 – State of Texas

Vote For 1

	TOTAL	VOTE %		Election Day	Early Voting	Ballots By Mail	Provisional	Limited Ballot
For	434	86.45%	<div><div></div></div>	240	187	7	0	0
Against	68	13.55%	<div><div></div></div>	42	26	0	0	0
Total Votes Cast	502	100.00%	<div><div></div></div>	282	213	7	0	0
Overvotes	0			0	0	0	0	0
Undervotes	5			4	1	0	0	0
Contest Totals	507			286	214	7	0	0

### Proposition 10 – State of Texas

Vote For 1

	TOTAL	VOTE %		Election Day	Early Voting	Ballots By Mail	Provisional	Limited Ballot
For	208	42.62%	<div><div></div></div>	121	84	3	0	0
Against	280	57.38%	<div><div></div></div>	152	124	4	0	0
Total Votes Cast	488	100.00%	<div><div></div></div>	273	208	7	0	0
Overvotes	0			0	0	0	0	0
Undervotes	19			13	6	0	0	0
Contest Totals	507			286	214	7	0	0

### Proposition 11 – State of Texas

Vote For 1

	TOTAL	VOTE %		Election Day	Early Voting	Ballots By Mail	Provisional	Limited Ballot
For	335	71.28%	<div><div></div></div>	187	142	6	0	0
Against	135	28.72%	<div><div></div></div>	79	56	0	0	0
Total Votes Cast	470	100.00%	<div><div></div></div>	266	198	6	0	0
Overvotes	0			0	0	0	0	0
Undervotes	37			20	16	1	0	0
Contest Totals	507			286	214	7	0	0

### Proposition 12 – State of Texas

Vote For 1

	TOTAL	VOTE %		Election Day	Early Voting	Ballots By Mail	Provisional	Limited Ballot
For	232	52.61%	<div><div></div></div>	136	91	5	0	0
Against	209	47.39%	<div><div></div></div>	112	95	2	0	0
Total Votes Cast	441	100.00%	<div><div></div></div>	248	186	7	0	0
Overvotes	0			0	0	0	0	0
Undervotes	66			38	28	0	0	0
Contest Totals	507			286	214	7	0	0

## PCT 078

### Proposition 13 – State of Texas

Vote For 1

	TOTAL	VOTE %		Election Day	Early Voting	Ballots By Mail	Provisional	Limited Ballot
For	152	31.28%	<div><div></div></div>	80	67	5	0	0
Against	334	68.72%	<div><div></div></div>	193	139	2	0	0
Total Votes Cast	486	100.00%	<div><div></div></div>	273	206	7	0	0
Overvotes	0			0	0	0	0	0
Undervotes	21			13	8	0	0	0
Contest Totals	507			286	214	7	0	0

### Proposition 14 – State of Texas

Vote For 1

	TOTAL	VOTE %		Election Day	Early Voting	Ballots By Mail	Provisional	Limited Ballot
For	403	81.25%	<div><div></div></div>	228	169	6	0	0
Against	93	18.75%	<div><div></div></div>	52	40	1	0	0
Total Votes Cast	496	100.00%	<div><div></div></div>	280	209	7	0	0
Overvotes	0			0	0	0	0	0
Undervotes	11			6	5	0	0	0
Contest Totals	507			286	214	7	0	0

### Proposition A – Collin County

Vote For 1

	TOTAL	VOTE %		Election Day	Early Voting	Ballots By Mail	Provisional	Limited Ballot
For	292	59.35%	<div><div></div></div>	148	137	7	0	0
Against	200	40.65%	<div><div></div></div>	128	72	0	0	0
Total Votes Cast	492	100.00%	<div><div></div></div>	276	209	7	0	0
Overvotes	0			0	0	0	0	0
Undervotes	15			10	5	0	0	0
Contest Totals	507			286	214	7	0	0

### Proposition B – Collin County

Vote For 1

	TOTAL	VOTE %		Election Day	Early Voting	Ballots By Mail	Provisional	Limited Ballot
For	360	72.29%	<div><div></div></div>	190	163	7	0	0
Against	138	27.71%	<div><div></div></div>	91	47	0	0	0
Total Votes Cast	498	100.00%	<div><div></div></div>	281	210	7	0	0
Overvotes	0			0	0	0	0	0
Undervotes	9			5	4	0	0	0
Contest Totals	507			286	214	7	0	0

## PCT 078

### Proposition C – Collin County

Vote For 1

	TOTAL	VOTE %		Election Day	Early Voting	Ballots By Mail	Provisional	Limited Ballot
For	315	64.02%	<div><div></div></div>	165	143	7	0	0
Against	177	35.98%	<div><div></div></div>	113	64	0	0	0
Total Votes Cast	492	100.00%	<div><div></div></div>	278	207	7	0	0
Overvotes	0			0	0	0	0	0
Undervotes	15			8	7	0	0	0
Contest Totals	507			286	214	7	0	0

### Proposition D – Collin County

Vote For 1

	TOTAL	VOTE %		Election Day	Early Voting	Ballots By Mail	Provisional	Limited Ballot
For	351	71.05%	<div><div></div></div>	193	154	4	0	0
Against	143	28.95%	<div><div></div></div>	84	56	3	0	0
Total Votes Cast	494	100.00%	<div><div></div></div>	277	210	7	0	0
Overvotes	0			0	0	0	0	0
Undervotes	13			9	4	0	0	0
Contest Totals	507			286	214	7	0	0

### Proposition E – Collin County

Vote For 1

	TOTAL	VOTE %		Election Day	Early Voting	Ballots By Mail	Provisional	Limited Ballot
For	385	78.09%	<div><div></div></div>	206	172	7	0	0
Against	108	21.91%	<div><div></div></div>	71	37	0	0	0
Total Votes Cast	493	100.00%	<div><div></div></div>	277	209	7	0	0
Overvotes	0			0	0	0	0	0
Undervotes	14			9	5	0	0	0
Contest Totals	507			286	214	7	0	0



## PCT 079

### Proposition 1 – State of Texas

Vote For 1

	TOTAL	VOTE %		Election Day	Early Voting	Ballots By Mail	Provision al	Limited Ballot
For	223	68.40%	<div><div></div></div>	126	89	8	0	0
Against	103	31.60%	<div><div></div></div>	57	46	0	0	0
Total Votes Cast	326	100.00%	<div><div></div></div>	183	135	8	0	0
Overvotes	0			0	0	0	0	0
Undervotes	2			1	1	0	0	0
Contest Totals	328			184	136	8	0	0

### Proposition 2 – State of Texas

Vote For 1

	TOTAL	VOTE %		Election Day	Early Voting	Ballots By Mail	Provision al	Limited Ballot
For	228	70.81%	<div><div></div></div>	132	92	4	0	0
Against	94	29.19%	<div><div></div></div>	49	41	4	0	0
Total Votes Cast	322	100.00%	<div><div></div></div>	181	133	8	0	0
Overvotes	0			0	0	0	0	0
Undervotes	6			3	3	0	0	0
Contest Totals	328			184	136	8	0	0

### Proposition 3 – State of Texas

Vote For 1

	TOTAL	VOTE %		Election Day	Early Voting	Ballots By Mail	Provision al	Limited Ballot
For	197	60.99%	<div><div></div></div>	107	82	8	0	0
Against	126	39.01%	<div><div></div></div>	75	51	0	0	0
Total Votes Cast	323	100.00%	<div><div></div></div>	182	133	8	0	0
Overvotes	0			0	0	0	0	0
Undervotes	5			2	3	0	0	0
Contest Totals	328			184	136	8	0	0

### Proposition 4 – State of Texas

Vote For 1

	TOTAL	VOTE %		Election Day	Early Voting	Ballots By Mail	Provision al	Limited Ballot
For	270	83.33%	<div><div></div></div>	151	111	8	0	0
Against	54	16.67%	<div><div></div></div>	31	23	0	0	0
Total Votes Cast	324	100.00%	<div><div></div></div>	182	134	8	0	0
Overvotes	0			0	0	0	0	0
Undervotes	4			2	2	0	0	0
Contest Totals	328			184	136	8	0	0

## PCT 079

### Proposition 5 – State of Texas

Vote For 1

	TOTAL	VOTE %		Election Day	Early Voting	Ballots By Mail	Provisional	Limited Ballot
For	217	67.60%	<div><div></div></div>	128	84	5	0	0
Against	104	32.40%	<div><div></div></div>	52	49	3	0	0
Total Votes Cast	321	100.00%	<div><div></div></div>	180	133	8	0	0
Overvotes	0			0	0	0	0	0
Undervotes	7			4	3	0	0	0
Contest Totals	328			184	136	8	0	0

### Proposition 6 – State of Texas

Vote For 1

	TOTAL	VOTE %		Election Day	Early Voting	Ballots By Mail	Provisional	Limited Ballot
For	272	85.00%	<div><div></div></div>	157	107	8	0	0
Against	48	15.00%	<div><div></div></div>	24	24	0	0	0
Total Votes Cast	320	100.00%	<div><div></div></div>	181	131	8	0	0
Overvotes	0			0	0	0	0	0
Undervotes	8			3	5	0	0	0
Contest Totals	328			184	136	8	0	0

### Proposition 7 – State of Texas

Vote For 1

	TOTAL	VOTE %		Election Day	Early Voting	Ballots By Mail	Provisional	Limited Ballot
For	196	60.31%	<div><div></div></div>	113	75	8	0	0
Against	129	39.69%	<div><div></div></div>	69	60	0	0	0
Total Votes Cast	325	100.00%	<div><div></div></div>	182	135	8	0	0
Overvotes	0			0	0	0	0	0
Undervotes	3			2	1	0	0	0
Contest Totals	328			184	136	8	0	0

### Proposition 8 – State of Texas

Vote For 1

	TOTAL	VOTE %		Election Day	Early Voting	Ballots By Mail	Provisional	Limited Ballot
For	235	73.44%	<div><div></div></div>	131	97	7	0	0
Against	85	26.56%	<div><div></div></div>	48	36	1	0	0
Total Votes Cast	320	100.00%	<div><div></div></div>	179	133	8	0	0
Overvotes	0			0	0	0	0	0
Undervotes	8			5	3	0	0	0
Contest Totals	328			184	136	8	0	0

## PCT 079

### Proposition 9 – State of Texas

Vote For 1

	TOTAL	VOTE %		Election Day	Early Voting	Ballots By Mail	Provisional	Limited Ballot
For	263	80.92%	<div><div></div></div>	156	101	6	0	0
Against	62	19.08%	<div><div></div></div>	27	33	2	0	0
Total Votes Cast	325	100.00%	<div><div></div></div>	183	134	8	0	0
Overvotes	0			0	0	0	0	0
Undervotes	3			1	2	0	0	0
Contest Totals	328			184	136	8	0	0

### Proposition 10 – State of Texas

Vote For 1

	TOTAL	VOTE %		Election Day	Early Voting	Ballots By Mail	Provisional	Limited Ballot
For	150	47.02%	<div><div></div></div>	82	64	4	0	0
Against	169	52.98%	<div><div></div></div>	97	68	4	0	0
Total Votes Cast	319	100.00%	<div><div></div></div>	179	132	8	0	0
Overvotes	0			0	0	0	0	0
Undervotes	9			5	4	0	0	0
Contest Totals	328			184	136	8	0	0

### Proposition 11 – State of Texas

Vote For 1

	TOTAL	VOTE %		Election Day	Early Voting	Ballots By Mail	Provisional	Limited Ballot
For	205	65.29%	<div><div></div></div>	117	84	4	0	0
Against	109	34.71%	<div><div></div></div>	58	47	4	0	0
Total Votes Cast	314	100.00%	<div><div></div></div>	175	131	8	0	0
Overvotes	0			0	0	0	0	0
Undervotes	14			9	5	0	0	0
Contest Totals	328			184	136	8	0	0

### Proposition 12 – State of Texas

Vote For 1

	TOTAL	VOTE %		Election Day	Early Voting	Ballots By Mail	Provisional	Limited Ballot
For	151	50.50%	<div><div></div></div>	80	63	8	0	0
Against	148	49.50%	<div><div></div></div>	88	60	0	0	0
Total Votes Cast	299	100.00%	<div><div></div></div>	168	123	8	0	0
Overvotes	0			0	0	0	0	0
Undervotes	29			16	13	0	0	0
Contest Totals	328			184	136	8	0	0

## PCT 079

### Proposition 13 – State of Texas

Vote For 1

	TOTAL	VOTE %		Election Day	Early Voting	Ballots By Mail	Provisional	Limited Ballot
For	107	33.44%	<div><div></div></div>	67	39	1	0	0
Against	213	66.56%	<div><div></div></div>	115	91	7	0	0
Total Votes Cast	320	100.00%	<div><div></div></div>	182	130	8	0	0
Overvotes	0			0	0	0	0	0
Undervotes	8			2	6	0	0	0
Contest Totals	328			184	136	8	0	0

### Proposition 14 – State of Texas

Vote For 1

	TOTAL	VOTE %		Election Day	Early Voting	Ballots By Mail	Provisional	Limited Ballot
For	243	75.94%	<div><div></div></div>	144	94	5	0	0
Against	77	24.06%	<div><div></div></div>	37	37	3	0	0
Total Votes Cast	320	100.00%	<div><div></div></div>	181	131	8	0	0
Overvotes	0			0	0	0	0	0
Undervotes	8			3	5	0	0	0
Contest Totals	328			184	136	8	0	0

### Proposition A – Collin County

Vote For 1

	TOTAL	VOTE %		Election Day	Early Voting	Ballots By Mail	Provisional	Limited Ballot
For	166	52.04%	<div><div></div></div>	95	65	6	0	0
Against	153	47.96%	<div><div></div></div>	84	67	2	0	0
Total Votes Cast	319	100.00%	<div><div></div></div>	179	132	8	0	0
Overvotes	0			0	0	0	0	0
Undervotes	9			5	4	0	0	0
Contest Totals	328			184	136	8	0	0

### Proposition B – Collin County

Vote For 1

	TOTAL	VOTE %		Election Day	Early Voting	Ballots By Mail	Provisional	Limited Ballot
For	208	65.62%	<div><div></div></div>	120	83	5	0	0
Against	109	34.38%	<div><div></div></div>	58	48	3	0	0
Total Votes Cast	317	100.00%	<div><div></div></div>	178	131	8	0	0
Overvotes	0			0	0	0	0	0
Undervotes	11			6	5	0	0	0
Contest Totals	328			184	136	8	0	0

## PCT 079

### Proposition C – Collin County

Vote For 1

	TOTAL	VOTE %		Election Day	Early Voting	Ballots By Mail	Provisional	Limited Ballot
For	178	57.05%	<div><div></div></div>	105	70	3	0	0
Against	134	42.95%	<div><div></div></div>	70	59	5	0	0
Total Votes Cast	312	100.00%	<div><div></div></div>	175	129	8	0	0
Overvotes	0			0	0	0	0	0
Undervotes	16			9	7	0	0	0
Contest Totals	328			184	136	8	0	0

### Proposition D – Collin County

Vote For 1

	TOTAL	VOTE %		Election Day	Early Voting	Ballots By Mail	Provisional	Limited Ballot
For	199	62.58%	<div><div></div></div>	118	76	5	0	0
Against	119	37.42%	<div><div></div></div>	61	55	3	0	0
Total Votes Cast	318	100.00%	<div><div></div></div>	179	131	8	0	0
Overvotes	0			0	0	0	0	0
Undervotes	10			5	5	0	0	0
Contest Totals	328			184	136	8	0	0

### Proposition E – Collin County

Vote For 1

	TOTAL	VOTE %		Election Day	Early Voting	Ballots By Mail	Provisional	Limited Ballot
For	242	75.86%	<div><div></div></div>	143	91	8	0	0
Against	77	24.14%	<div><div></div></div>	37	40	0	0	0
Total Votes Cast	319	100.00%	<div><div></div></div>	180	131	8	0	0
Overvotes	0			0	0	0	0	0
Undervotes	9			4	5	0	0	0
Contest Totals	328			184	136	8	0	0

## PCT 080

### Proposition 1 – State of Texas

Vote For 1

	TOTAL	VOTE %		Election Day	Early Voting	Ballots By Mail	Provisional	Limited Ballot
For	402	73.63%	<div><div></div></div>	176	217	9	0	0
Against	144	26.37%	<div><div></div></div>	64	77	3	0	0
Total Votes Cast	546	100.00%	<div><div></div></div>	240	294	12	0	0
Overvotes	0			0	0	0	0	0
Undervotes	12			6	5	1	0	0
Contest Totals	558			246	299	13	0	0

### Proposition 2 – State of Texas

Vote For 1

	TOTAL	VOTE %		Election Day	Early Voting	Ballots By Mail	Provisional	Limited Ballot
For	320	59.81%	<div><div></div></div>	146	166	8	0	0
Against	215	40.19%	<div><div></div></div>	88	122	5	0	0
Total Votes Cast	535	100.00%	<div><div></div></div>	234	288	13	0	0
Overvotes	0			0	0	0	0	0
Undervotes	23			12	11	0	0	0
Contest Totals	558			246	299	13	0	0

### Proposition 3 – State of Texas

Vote For 1

	TOTAL	VOTE %		Election Day	Early Voting	Ballots By Mail	Provisional	Limited Ballot
For	354	65.43%	<div><div></div></div>	156	190	8	0	0
Against	187	34.57%	<div><div></div></div>	82	100	5	0	0
Total Votes Cast	541	100.00%	<div><div></div></div>	238	290	13	0	0
Overvotes	0			0	0	0	0	0
Undervotes	17			8	9	0	0	0
Contest Totals	558			246	299	13	0	0

### Proposition 4 – State of Texas

Vote For 1

	TOTAL	VOTE %		Election Day	Early Voting	Ballots By Mail	Provisional	Limited Ballot
For	449	82.69%	<div><div></div></div>	193	243	13	0	0
Against	94	17.31%	<div><div></div></div>	44	50	0	0	0
Total Votes Cast	543	100.00%	<div><div></div></div>	237	293	13	0	0
Overvotes	0			0	0	0	0	0
Undervotes	15			9	6	0	0	0
Contest Totals	558			246	299	13	0	0

## PCT 080

### Proposition 5 – State of Texas

Vote For 1

	TOTAL	VOTE %		Election Day	Early Voting	Ballots By Mail	Provisional	Limited Ballot
For	344	63.47%	<div><div></div></div>	159	173	12	0	0
Against	198	36.53%	<div><div></div></div>	82	115	1	0	0
Total Votes Cast	542	100.00%	<div><div></div></div>	241	288	13	0	0
Overvotes	0			0	0	0	0	0
Undervotes	16			5	11	0	0	0
Contest Totals	558			246	299	13	0	0

### Proposition 6 – State of Texas

Vote For 1

	TOTAL	VOTE %		Election Day	Early Voting	Ballots By Mail	Provisional	Limited Ballot
For	440	81.63%	<div><div></div></div>	189	239	12	0	0
Against	99	18.37%	<div><div></div></div>	46	52	1	0	0
Total Votes Cast	539	100.00%	<div><div></div></div>	235	291	13	0	0
Overvotes	0			0	0	0	0	0
Undervotes	19			11	8	0	0	0
Contest Totals	558			246	299	13	0	0

### Proposition 7 – State of Texas

Vote For 1

	TOTAL	VOTE %		Election Day	Early Voting	Ballots By Mail	Provisional	Limited Ballot
For	355	65.38%	<div><div></div></div>	154	194	7	0	0
Against	188	34.62%	<div><div></div></div>	84	98	6	0	0
Total Votes Cast	543	100.00%	<div><div></div></div>	238	292	13	0	0
Overvotes	0			0	0	0	0	0
Undervotes	15			8	7	0	0	0
Contest Totals	558			246	299	13	0	0

### Proposition 8 – State of Texas

Vote For 1

	TOTAL	VOTE %		Election Day	Early Voting	Ballots By Mail	Provisional	Limited Ballot
For	387	71.53%	<div><div></div></div>	164	212	11	0	0
Against	154	28.47%	<div><div></div></div>	72	80	2	0	0
Total Votes Cast	541	100.00%	<div><div></div></div>	236	292	13	0	0
Overvotes	0			0	0	0	0	0
Undervotes	17			10	7	0	0	0
Contest Totals	558			246	299	13	0	0

## PCT 080

### Proposition 9 – State of Texas

Vote For 1

	TOTAL	VOTE %		Election Day	Early Voting	Ballots By Mail	Provisional	Limited Ballot
For	469	85.43%	<div><div></div></div>	204	253	12	0	0
Against	80	14.57%	<div><div></div></div>	36	43	1	0	0
Total Votes Cast	549	100.00%	<div><div></div></div>	240	296	13	0	0
Overvotes	0			0	0	0	0	0
Undervotes	9			6	3	0	0	0
Contest Totals	558			246	299	13	0	0

### Proposition 10 – State of Texas

Vote For 1

	TOTAL	VOTE %		Election Day	Early Voting	Ballots By Mail	Provisional	Limited Ballot
For	279	51.96%	<div><div></div></div>	113	156	10	0	0
Against	258	48.04%	<div><div></div></div>	121	134	3	0	0
Total Votes Cast	537	100.00%	<div><div></div></div>	234	290	13	0	0
Overvotes	0			0	0	0	0	0
Undervotes	21			12	9	0	0	0
Contest Totals	558			246	299	13	0	0

### Proposition 11 – State of Texas

Vote For 1

	TOTAL	VOTE %		Election Day	Early Voting	Ballots By Mail	Provisional	Limited Ballot
For	332	64.22%	<div><div></div></div>	147	175	10	0	0
Against	185	35.78%	<div><div></div></div>	76	106	3	0	0
Total Votes Cast	517	100.00%	<div><div></div></div>	223	281	13	0	0
Overvotes	0			0	0	0	0	0
Undervotes	41			23	18	0	0	0
Contest Totals	558			246	299	13	0	0

### Proposition 12 – State of Texas

Vote For 1

	TOTAL	VOTE %		Election Day	Early Voting	Ballots By Mail	Provisional	Limited Ballot
For	274	55.02%	<div><div></div></div>	107	160	7	0	0
Against	224	44.98%	<div><div></div></div>	110	111	3	0	0
Total Votes Cast	498	100.00%	<div><div></div></div>	217	271	10	0	0
Overvotes	0			0	0	0	0	0
Undervotes	60			29	28	3	0	0
Contest Totals	558			246	299	13	0	0



## PCT 080

### Proposition 13 – State of Texas

Vote For 1

	TOTAL	VOTE %		Election Day	Early Voting	Ballots By Mail	Provisional	Limited Ballot
For	193	35.94%	<div><div></div></div>	76	109	8	0	0
Against	344	64.06%	<div><div></div></div>	157	182	5	0	0
Total Votes Cast	537	100.00%	<div><div></div></div>	233	291	13	0	0
Overvotes	0			0	0	0	0	0
Undervotes	21			13	8	0	0	0
Contest Totals	558			246	299	13	0	0

### Proposition 14 – State of Texas

Vote For 1

	TOTAL	VOTE %		Election Day	Early Voting	Ballots By Mail	Provisional	Limited Ballot
For	422	77.86%	<div><div></div></div>	188	225	9	0	0
Against	120	22.14%	<div><div></div></div>	48	68	4	0	0
Total Votes Cast	542	100.00%	<div><div></div></div>	236	293	13	0	0
Overvotes	0			0	0	0	0	0
Undervotes	16			10	6	0	0	0
Contest Totals	558			246	299	13	0	0

### Proposition A – Collin County

Vote For 1

	TOTAL	VOTE %		Election Day	Early Voting	Ballots By Mail	Provisional	Limited Ballot
For	296	54.61%	<div><div></div></div>	110	176	10	0	0
Against	246	45.39%	<div><div></div></div>	125	118	3	0	0
Total Votes Cast	542	100.00%	<div><div></div></div>	235	294	13	0	0
Overvotes	0			0	0	0	0	0
Undervotes	16			11	5	0	0	0
Contest Totals	558			246	299	13	0	0

### Proposition B – Collin County

Vote For 1

	TOTAL	VOTE %		Election Day	Early Voting	Ballots By Mail	Provisional	Limited Ballot
For	340	63.43%	<div><div></div></div>	147	182	11	0	0
Against	196	36.57%	<div><div></div></div>	88	106	2	0	0
Total Votes Cast	536	100.00%	<div><div></div></div>	235	288	13	0	0
Overvotes	0			0	0	0	0	0
Undervotes	22			11	11	0	0	0
Contest Totals	558			246	299	13	0	0

## PCT 080

### Proposition C – Collin County

Vote For 1

	TOTAL	VOTE %		Election Day	Early Voting	Ballots By Mail	Provisional	Limited Ballot
For	302	56.66%	<div><div></div></div>	119	173	10	0	0
Against	231	43.34%	<div><div></div></div>	112	116	3	0	0
Total Votes Cast	533	100.00%	<div><div></div></div>	231	289	13	0	0
Overvotes	0			0	0	0	0	0
Undervotes	25			15	10	0	0	0
Contest Totals	558			246	299	13	0	0

### Proposition D – Collin County

Vote For 1

	TOTAL	VOTE %		Election Day	Early Voting	Ballots By Mail	Provisional	Limited Ballot
For	329	61.84%	<div><div></div></div>	139	181	9	0	0
Against	203	38.16%	<div><div></div></div>	94	105	4	0	0
Total Votes Cast	532	100.00%	<div><div></div></div>	233	286	13	0	0
Overvotes	0			0	0	0	0	0
Undervotes	26			13	13	0	0	0
Contest Totals	558			246	299	13	0	0

### Proposition E – Collin County

Vote For 1

	TOTAL	VOTE %		Election Day	Early Voting	Ballots By Mail	Provisional	Limited Ballot
For	420	78.07%	<div><div></div></div>	172	237	11	0	0
Against	118	21.93%	<div><div></div></div>	61	55	2	0	0
Total Votes Cast	538	100.00%	<div><div></div></div>	233	292	13	0	0
Overvotes	0			0	0	0	0	0
Undervotes	20			13	7	0	0	0
Contest Totals	558			246	299	13	0	0

### Proposition A – City of Allen

Vote For 1

	TOTAL	VOTE %		Election Day	Early Voting	Ballots By Mail	Provisional	Limited Ballot
For	431	79.08%	<div><div></div></div>	182	238	11	0	0
Against	114	20.92%	<div><div></div></div>	58	54	2	0	0
Total Votes Cast	545	100.00%	<div><div></div></div>	240	292	13	0	0
Overvotes	0			0	0	0	0	0
Undervotes	13			6	7	0	0	0
Contest Totals	558			246	299	13	0	0

## PCT 080

### Proposition B – City of Allen

Vote For 1

	TOTAL	VOTE %		Election Day	Early Voting	Ballots By Mail	Provisional	Limited Ballot
For	335	61.58%	<div><div></div></div>	146	179	10	0	0
Against	209	38.42%	<div><div></div></div>	93	113	3	0	0
Total Votes Cast	544	100.00%	<div><div></div></div>	239	292	13	0	0
Overvotes	0			0	0	0	0	0
Undervotes	14			7	7	0	0	0
Contest Totals	558			246	299	13	0	0

### Proposition C – City of Allen

Vote For 1

	TOTAL	VOTE %		Election Day	Early Voting	Ballots By Mail	Provisional	Limited Ballot
For	227	42.12%	<div><div></div></div>	100	119	8	0	0
Against	312	57.88%	<div><div></div></div>	136	171	5	0	0
Total Votes Cast	539	100.00%	<div><div></div></div>	236	290	13	0	0
Overvotes	0			0	0	0	0	0
Undervotes	19			10	9	0	0	0
Contest Totals	558			246	299	13	0	0

### Proposition D – City of Allen

Vote For 1

	TOTAL	VOTE %		Election Day	Early Voting	Ballots By Mail	Provisional	Limited Ballot
For	346	64.07%	<div><div></div></div>	140	195	11	0	0
Against	194	35.93%	<div><div></div></div>	95	97	2	0	0
Total Votes Cast	540	100.00%	<div><div></div></div>	235	292	13	0	0
Overvotes	0			0	0	0	0	0
Undervotes	18			11	7	0	0	0
Contest Totals	558			246	299	13	0	0

### Proposition E – City of Allen

Vote For 1

	TOTAL	VOTE %		Election Day	Early Voting	Ballots By Mail	Provisional	Limited Ballot
For	339	61.86%	<div><div></div></div>	131	196	12	0	0
Against	209	38.14%	<div><div></div></div>	109	99	1	0	0
Total Votes Cast	548	100.00%	<div><div></div></div>	240	295	13	0	0
Overvotes	0			0	0	0	0	0
Undervotes	10			6	4	0	0	0
Contest Totals	558			246	299	13	0	0

## PCT 081

### Proposition 1 – State of Texas

Vote For 1

	TOTAL	VOTE %		Election Day	Early Voting	Ballots By Mail	Provision al	Limited Ballot
For	244	67.40%	<div><div></div></div>	124	119	1	0	0
Against	118	32.60%	<div><div></div></div>	66	50	2	0	0
Total Votes Cast	362	100.00%	<div><div></div></div>	190	169	3	0	0
Overvotes	0			0	0	0	0	0
Undervotes	3			2	1	0	0	0
Contest Totals	365			192	170	3	0	0

### Proposition 2 – State of Texas

Vote For 1

	TOTAL	VOTE %		Election Day	Early Voting	Ballots By Mail	Provision al	Limited Ballot
For	245	68.63%	<div><div></div></div>	135	107	3	0	0
Against	112	31.37%	<div><div></div></div>	51	61	0	0	0
Total Votes Cast	357	100.00%	<div><div></div></div>	186	168	3	0	0
Overvotes	0			0	0	0	0	0
Undervotes	8			6	2	0	0	0
Contest Totals	365			192	170	3	0	0

### Proposition 3 – State of Texas

Vote For 1

	TOTAL	VOTE %		Election Day	Early Voting	Ballots By Mail	Provision al	Limited Ballot
For	213	59.66%	<div><div></div></div>	103	110	0	0	0
Against	144	40.34%	<div><div></div></div>	87	54	3	0	0
Total Votes Cast	357	100.00%	<div><div></div></div>	190	164	3	0	0
Overvotes	0			0	0	0	0	0
Undervotes	8			2	6	0	0	0
Contest Totals	365			192	170	3	0	0

### Proposition 4 – State of Texas

Vote For 1

	TOTAL	VOTE %		Election Day	Early Voting	Ballots By Mail	Provision al	Limited Ballot
For	276	77.31%	<div><div></div></div>	139	137	0	0	0
Against	81	22.69%	<div><div></div></div>	50	28	3	0	0
Total Votes Cast	357	100.00%	<div><div></div></div>	189	165	3	0	0
Overvotes	0			0	0	0	0	0
Undervotes	8			3	5	0	0	0
Contest Totals	365			192	170	3	0	0

## PCT 081

### Proposition 5 – State of Texas

Vote For 1

	TOTAL	VOTE %		Election Day	Early Voting	Ballots By Mail	Provisional	Limited Ballot
For	245	69.21%	<div><div></div></div>	132	110	3	0	0
Against	109	30.79%	<div><div></div></div>	56	53	0	0	0
Total Votes Cast	354	100.00%	<div><div></div></div>	188	163	3	0	0
Overvotes	0			0	0	0	0	0
Undervotes	11			4	7	0	0	0
Contest Totals	365			192	170	3	0	0

### Proposition 6 – State of Texas

Vote For 1

	TOTAL	VOTE %		Election Day	Early Voting	Ballots By Mail	Provisional	Limited Ballot
For	297	83.43%	<div><div></div></div>	164	130	3	0	0
Against	59	16.57%	<div><div></div></div>	25	34	0	0	0
Total Votes Cast	356	100.00%	<div><div></div></div>	189	164	3	0	0
Overvotes	0			0	0	0	0	0
Undervotes	9			3	6	0	0	0
Contest Totals	365			192	170	3	0	0

### Proposition 7 – State of Texas

Vote For 1

	TOTAL	VOTE %		Election Day	Early Voting	Ballots By Mail	Provisional	Limited Ballot
For	208	58.43%	<div><div></div></div>	111	97	0	0	0
Against	148	41.57%	<div><div></div></div>	76	69	3	0	0
Total Votes Cast	356	100.00%	<div><div></div></div>	187	166	3	0	0
Overvotes	0			0	0	0	0	0
Undervotes	9			5	4	0	0	0
Contest Totals	365			192	170	3	0	0

### Proposition 8 – State of Texas

Vote For 1

	TOTAL	VOTE %		Election Day	Early Voting	Ballots By Mail	Provisional	Limited Ballot
For	270	75.63%	<div><div></div></div>	150	117	3	0	0
Against	87	24.37%	<div><div></div></div>	37	50	0	0	0
Total Votes Cast	357	100.00%	<div><div></div></div>	187	167	3	0	0
Overvotes	0			0	0	0	0	0
Undervotes	8			5	3	0	0	0
Contest Totals	365			192	170	3	0	0

## PCT 081

### Proposition 9 – State of Texas

Vote For 1

	TOTAL	VOTE %		Election Day	Early Voting	Ballots By Mail	Provisional	Limited Ballot
For	292	80.66%	<div><div></div></div>	159	130	3	0	0
Against	70	19.34%	<div><div></div></div>	31	39	0	0	0
Total Votes Cast	362	100.00%	<div><div></div></div>	190	169	3	0	0
Overvotes	0			0	0	0	0	0
Undervotes	3			2	1	0	0	0
Contest Totals	365			192	170	3	0	0

### Proposition 10 – State of Texas

Vote For 1

	TOTAL	VOTE %		Election Day	Early Voting	Ballots By Mail	Provisional	Limited Ballot
For	151	43.52%	<div><div></div></div>	70	81	0	0	0
Against	196	56.48%	<div><div></div></div>	111	82	3	0	0
Total Votes Cast	347	100.00%	<div><div></div></div>	181	163	3	0	0
Overvotes	0			0	0	0	0	0
Undervotes	18			11	7	0	0	0
Contest Totals	365			192	170	3	0	0

### Proposition 11 – State of Texas

Vote For 1

	TOTAL	VOTE %		Election Day	Early Voting	Ballots By Mail	Provisional	Limited Ballot
For	244	70.32%	<div><div></div></div>	133	108	3	0	0
Against	103	29.68%	<div><div></div></div>	50	53	0	0	0
Total Votes Cast	347	100.00%	<div><div></div></div>	183	161	3	0	0
Overvotes	0			0	0	0	0	0
Undervotes	18			9	9	0	0	0
Contest Totals	365			192	170	3	0	0

### Proposition 12 – State of Texas

Vote For 1

	TOTAL	VOTE %		Election Day	Early Voting	Ballots By Mail	Provisional	Limited Ballot
For	168	51.85%	<div><div></div></div>	81	86	1	0	0
Against	156	48.15%	<div><div></div></div>	86	68	2	0	0
Total Votes Cast	324	100.00%	<div><div></div></div>	167	154	3	0	0
Overvotes	0			0	0	0	0	0
Undervotes	41			25	16	0	0	0
Contest Totals	365			192	170	3	0	0

## PCT 081

### Proposition 13 – State of Texas

Vote For 1

	TOTAL	VOTE %		Election Day	Early Voting	Ballots By Mail	Provisional	Limited Ballot
For	132	37.61%	<div><div></div></div>	60	69	3	0	0
Against	219	62.39%	<div><div></div></div>	128	91	0	0	0
Total Votes Cast	351	100.00%	<div><div></div></div>	188	160	3	0	0
Overvotes	0			0	0	0	0	0
Undervotes	14			4	10	0	0	0
Contest Totals	365			192	170	3	0	0

### Proposition 14 – State of Texas

Vote For 1

	TOTAL	VOTE %		Election Day	Early Voting	Ballots By Mail	Provisional	Limited Ballot
For	292	82.02%	<div><div></div></div>	160	129	3	0	0
Against	64	17.98%	<div><div></div></div>	28	36	0	0	0
Total Votes Cast	356	100.00%	<div><div></div></div>	188	165	3	0	0
Overvotes	0			0	0	0	0	0
Undervotes	9			4	5	0	0	0
Contest Totals	365			192	170	3	0	0

### Proposition A – Collin County

Vote For 1

	TOTAL	VOTE %		Election Day	Early Voting	Ballots By Mail	Provisional	Limited Ballot
For	207	58.97%	<div><div></div></div>	115	91	1	0	0
Against	144	41.03%	<div><div></div></div>	71	71	2	0	0
Total Votes Cast	351	100.00%	<div><div></div></div>	186	162	3	0	0
Overvotes	0			0	0	0	0	0
Undervotes	14			6	8	0	0	0
Contest Totals	365			192	170	3	0	0

### Proposition B – Collin County

Vote For 1

	TOTAL	VOTE %		Election Day	Early Voting	Ballots By Mail	Provisional	Limited Ballot
For	252	70.99%	<div><div></div></div>	142	108	2	0	0
Against	103	29.01%	<div><div></div></div>	47	55	1	0	0
Total Votes Cast	355	100.00%	<div><div></div></div>	189	163	3	0	0
Overvotes	0			0	0	0	0	0
Undervotes	10			3	7	0	0	0
Contest Totals	365			192	170	3	0	0

## PCT 081

### Proposition C – Collin County

Vote For 1

	TOTAL	VOTE %		Election Day	Early Voting	Ballots By Mail	Provisional	Limited Ballot
For	208	59.60%	<div><div></div></div>	112	93	3	0	0
Against	141	40.40%	<div><div></div></div>	74	67	0	0	0
Total Votes Cast	349	100.00%	<div><div></div></div>	186	160	3	0	0
Overvotes	0			0	0	0	0	0
Undervotes	16			6	10	0	0	0
Contest Totals	365			192	170	3	0	0

### Proposition D – Collin County

Vote For 1

	TOTAL	VOTE %		Election Day	Early Voting	Ballots By Mail	Provisional	Limited Ballot
For	238	67.61%	<div><div></div></div>	132	103	3	0	0
Against	114	32.39%	<div><div></div></div>	54	60	0	0	0
Total Votes Cast	352	100.00%	<div><div></div></div>	186	163	3	0	0
Overvotes	0			0	0	0	0	0
Undervotes	13			6	7	0	0	0
Contest Totals	365			192	170	3	0	0

### Proposition E – Collin County

Vote For 1

	TOTAL	VOTE %		Election Day	Early Voting	Ballots By Mail	Provisional	Limited Ballot
For	262	73.18%	<div><div></div></div>	147	112	3	0	0
Against	96	26.82%	<div><div></div></div>	42	54	0	0	0
Total Votes Cast	358	100.00%	<div><div></div></div>	189	166	3	0	0
Overvotes	0			0	0	0	0	0
Undervotes	7			3	4	0	0	0
Contest Totals	365			192	170	3	0	0



## PCT 082

### Proposition 1 – State of Texas

Vote For 1

	TOTAL	VOTE %		Election Day	Early Voting	Ballots By Mail	Provisional	Limited Ballot
For	251	72.97%	<div><div></div></div>	115	131	5	0	0
Against	93	27.03%	<div><div></div></div>	38	54	1	0	0
Total Votes Cast	344	100.00%	<div><div></div></div>	153	185	6	0	0
Overvotes	0			0	0	0	0	0
Undervotes	5			3	2	0	0	0
Contest Totals	349			156	187	6	0	0

### Proposition 2 – State of Texas

Vote For 1

	TOTAL	VOTE %		Election Day	Early Voting	Ballots By Mail	Provisional	Limited Ballot
For	210	62.13%	<div><div></div></div>	106	100	4	0	0
Against	128	37.87%	<div><div></div></div>	45	81	2	0	0
Total Votes Cast	338	100.00%	<div><div></div></div>	151	181	6	0	0
Overvotes	0			0	0	0	0	0
Undervotes	11			5	6	0	0	0
Contest Totals	349			156	187	6	0	0

### Proposition 3 – State of Texas

Vote For 1

	TOTAL	VOTE %		Election Day	Early Voting	Ballots By Mail	Provisional	Limited Ballot
For	218	64.50%	<div><div></div></div>	94	119	5	0	0
Against	120	35.50%	<div><div></div></div>	57	62	1	0	0
Total Votes Cast	338	100.00%	<div><div></div></div>	151	181	6	0	0
Overvotes	0			0	0	0	0	0
Undervotes	11			5	6	0	0	0
Contest Totals	349			156	187	6	0	0

### Proposition 4 – State of Texas

Vote For 1

	TOTAL	VOTE %		Election Day	Early Voting	Ballots By Mail	Provisional	Limited Ballot
For	288	84.96%	<div><div></div></div>	125	160	3	0	0
Against	51	15.04%	<div><div></div></div>	27	22	2	0	0
Total Votes Cast	339	100.00%	<div><div></div></div>	152	182	5	0	0
Overvotes	0			0	0	0	0	0
Undervotes	10			4	5	1	0	0
Contest Totals	349			156	187	6	0	0

## PCT 082

### Proposition 5 – State of Texas

Vote For 1

	TOTAL	VOTE %		Election Day	Early Voting	Ballots By Mail	Provisional	Limited Ballot
For	192	56.97%	<div><div></div></div>	94	96	2	0	0
Against	145	43.03%	<div><div></div></div>	56	87	2	0	0
Total Votes Cast	337	100.00%	<div><div></div></div>	150	183	4	0	0
Overvotes	0			0	0	0	0	0
Undervotes	12			6	4	2	0	0
Contest Totals	349			156	187	6	0	0

### Proposition 6 – State of Texas

Vote For 1

	TOTAL	VOTE %		Election Day	Early Voting	Ballots By Mail	Provisional	Limited Ballot
For	259	76.85%	<div><div></div></div>	110	145	4	0	0
Against	78	23.15%	<div><div></div></div>	39	39	0	0	0
Total Votes Cast	337	100.00%	<div><div></div></div>	149	184	4	0	0
Overvotes	0			0	0	0	0	0
Undervotes	12			7	3	2	0	0
Contest Totals	349			156	187	6	0	0

### Proposition 7 – State of Texas

Vote For 1

	TOTAL	VOTE %		Election Day	Early Voting	Ballots By Mail	Provisional	Limited Ballot
For	210	61.76%	<div><div></div></div>	94	110	6	0	0
Against	130	38.24%	<div><div></div></div>	58	72	0	0	0
Total Votes Cast	340	100.00%	<div><div></div></div>	152	182	6	0	0
Overvotes	0			0	0	0	0	0
Undervotes	9			4	5	0	0	0
Contest Totals	349			156	187	6	0	0

### Proposition 8 – State of Texas

Vote For 1

	TOTAL	VOTE %		Election Day	Early Voting	Ballots By Mail	Provisional	Limited Ballot
For	234	68.62%	<div><div></div></div>	109	122	3	0	0
Against	107	31.38%	<div><div></div></div>	43	61	3	0	0
Total Votes Cast	341	100.00%	<div><div></div></div>	152	183	6	0	0
Overvotes	0			0	0	0	0	0
Undervotes	8			4	4	0	0	0
Contest Totals	349			156	187	6	0	0

## PCT 082

### Proposition 9 – State of Texas

Vote For 1

	TOTAL	VOTE %		Election Day	Early Voting	Ballots By Mail	Provisional	Limited Ballot
For	277	80.52%	<div><div></div></div>	122	150	5	0	0
Against	67	19.48%	<div><div></div></div>	31	35	1	0	0
Total Votes Cast	344	100.00%	<div><div></div></div>	153	185	6	0	0
Overvotes	0			0	0	0	0	0
Undervotes	5			3	2	0	0	0
Contest Totals	349			156	187	6	0	0

### Proposition 10 – State of Texas

Vote For 1

	TOTAL	VOTE %		Election Day	Early Voting	Ballots By Mail	Provisional	Limited Ballot
For	167	50.15%	<div><div></div></div>	74	88	5	0	0
Against	166	49.85%	<div><div></div></div>	75	90	1	0	0
Total Votes Cast	333	100.00%	<div><div></div></div>	149	178	6	0	0
Overvotes	0			0	0	0	0	0
Undervotes	16			7	9	0	0	0
Contest Totals	349			156	187	6	0	0

### Proposition 11 – State of Texas

Vote For 1

	TOTAL	VOTE %		Election Day	Early Voting	Ballots By Mail	Provisional	Limited Ballot
For	199	61.23%	<div><div></div></div>	99	96	4	0	0
Against	126	38.77%	<div><div></div></div>	49	76	1	0	0
Total Votes Cast	325	100.00%	<div><div></div></div>	148	172	5	0	0
Overvotes	0			0	0	0	0	0
Undervotes	24			8	15	1	0	0
Contest Totals	349			156	187	6	0	0

### Proposition 12 – State of Texas

Vote For 1

	TOTAL	VOTE %		Election Day	Early Voting	Ballots By Mail	Provisional	Limited Ballot
For	155	50.65%	<div><div></div></div>	67	85	3	0	0
Against	151	49.35%	<div><div></div></div>	72	77	2	0	0
Total Votes Cast	306	100.00%	<div><div></div></div>	139	162	5	0	0
Overvotes	0			0	0	0	0	0
Undervotes	43			17	25	1	0	0
Contest Totals	349			156	187	6	0	0

## PCT 082

### Proposition 13 – State of Texas

Vote For 1

	TOTAL	VOTE %		Election Day	Early Voting	Ballots By Mail	Provisional	Limited Ballot
For	122	35.88%	<div><div></div></div>	55	66	1	0	0
Against	218	64.12%	<div><div></div></div>	98	116	4	0	0
Total Votes Cast	340	100.00%	<div><div></div></div>	153	182	5	0	0
Overvotes	0			0	0	0	0	0
Undervotes	9			3	5	1	0	0
Contest Totals	349			156	187	6	0	0

### Proposition 14 – State of Texas

Vote For 1

	TOTAL	VOTE %		Election Day	Early Voting	Ballots By Mail	Provisional	Limited Ballot
For	248	73.16%	<div><div></div></div>	120	124	4	0	0
Against	91	26.84%	<div><div></div></div>	32	58	1	0	0
Total Votes Cast	339	100.00%	<div><div></div></div>	152	182	5	0	0
Overvotes	0			0	0	0	0	0
Undervotes	10			4	5	1	0	0
Contest Totals	349			156	187	6	0	0

### Proposition A – Collin County

Vote For 1

	TOTAL	VOTE %		Election Day	Early Voting	Ballots By Mail	Provisional	Limited Ballot
For	173	51.64%	<div><div></div></div>	69	103	1	0	0
Against	162	48.36%	<div><div></div></div>	82	77	3	0	0
Total Votes Cast	335	100.00%	<div><div></div></div>	151	180	4	0	0
Overvotes	0			0	0	0	0	0
Undervotes	14			5	7	2	0	0
Contest Totals	349			156	187	6	0	0

### Proposition B – Collin County

Vote For 1

	TOTAL	VOTE %		Election Day	Early Voting	Ballots By Mail	Provisional	Limited Ballot
For	212	62.54%	<div><div></div></div>	100	111	1	0	0
Against	127	37.46%	<div><div></div></div>	55	69	3	0	0
Total Votes Cast	339	100.00%	<div><div></div></div>	155	180	4	0	0
Overvotes	0			0	0	0	0	0
Undervotes	10			1	7	2	0	0
Contest Totals	349			156	187	6	0	0

## PCT 082

### Proposition C – Collin County

Vote For 1

	TOTAL	VOTE %		Election Day	Early Voting	Ballots By Mail	Provisional	Limited Ballot
For	184	54.76%	<div><div></div></div>	77	106	1	0	0
Against	152	45.24%	<div><div></div></div>	75	74	3	0	0
Total Votes Cast	336	100.00%	<div><div></div></div>	152	180	4	0	0
Overvotes	0			0	0	0	0	0
Undervotes	13			4	7	2	0	0
Contest Totals	349			156	187	6	0	0

### Proposition D – Collin County

Vote For 1

	TOTAL	VOTE %		Election Day	Early Voting	Ballots By Mail	Provisional	Limited Ballot
For	189	56.25%	<div><div></div></div>	90	96	3	0	0
Against	147	43.75%	<div><div></div></div>	61	84	2	0	0
Total Votes Cast	336	100.00%	<div><div></div></div>	151	180	5	0	0
Overvotes	0			0	0	0	0	0
Undervotes	13			5	7	1	0	0
Contest Totals	349			156	187	6	0	0

### Proposition E – Collin County

Vote For 1

	TOTAL	VOTE %		Election Day	Early Voting	Ballots By Mail	Provisional	Limited Ballot
For	250	74.18%	<div><div></div></div>	117	128	5	0	0
Against	87	25.82%	<div><div></div></div>	35	52	0	0	0
Total Votes Cast	337	100.00%	<div><div></div></div>	152	180	5	0	0
Overvotes	0			0	0	0	0	0
Undervotes	12			4	7	1	0	0
Contest Totals	349			156	187	6	0	0

### Proposition A – City of Allen

Vote For 1

	TOTAL	VOTE %		Election Day	Early Voting	Ballots By Mail	Provisional	Limited Ballot
For	261	76.76%	<div><div></div></div>	121	137	3	0	0
Against	79	23.24%	<div><div></div></div>	33	44	2	0	0
Total Votes Cast	340	100.00%	<div><div></div></div>	154	181	5	0	0
Overvotes	0			0	0	0	0	0
Undervotes	9			2	6	1	0	0
Contest Totals	349			156	187	6	0	0

## PCT 082

### Proposition B – City of Allen

Vote For 1

	TOTAL	VOTE %		Election Day	Early Voting	Ballots By Mail	Provisional	Limited Ballot
For	177	52.84%	<div><div></div></div>	79	98	0	0	0
Against	158	47.16%	<div><div></div></div>	74	80	4	0	0
Total Votes Cast	335	100.00%	<div><div></div></div>	153	178	4	0	0
Overvotes	0			0	0	0	0	0
Undervotes	14			3	9	2	0	0
Contest Totals	349			156	187	6	0	0

### Proposition C – City of Allen

Vote For 1

	TOTAL	VOTE %		Election Day	Early Voting	Ballots By Mail	Provisional	Limited Ballot
For	147	43.49%	<div><div></div></div>	72	73	2	0	0
Against	191	56.51%	<div><div></div></div>	82	107	2	0	0
Total Votes Cast	338	100.00%	<div><div></div></div>	154	180	4	0	0
Overvotes	0			0	0	0	0	0
Undervotes	11			2	7	2	0	0
Contest Totals	349			156	187	6	0	0

### Proposition D – City of Allen

Vote For 1

	TOTAL	VOTE %		Election Day	Early Voting	Ballots By Mail	Provisional	Limited Ballot
For	198	57.89%	<div><div></div></div>	90	106	2	0	0
Against	144	42.11%	<div><div></div></div>	63	79	2	0	0
Total Votes Cast	342	100.00%	<div><div></div></div>	153	185	4	0	0
Overvotes	0			0	0	0	0	0
Undervotes	7			3	2	2	0	0
Contest Totals	349			156	187	6	0	0

### Proposition E – City of Allen

Vote For 1

	TOTAL	VOTE %		Election Day	Early Voting	Ballots By Mail	Provisional	Limited Ballot
For	212	61.81%	<div><div></div></div>	89	121	2	0	0
Against	131	38.19%	<div><div></div></div>	66	63	2	0	0
Total Votes Cast	343	100.00%	<div><div></div></div>	155	184	4	0	0
Overvotes	0			0	0	0	0	0
Undervotes	6			1	3	2	0	0
Contest Totals	349			156	187	6	0	0

## PCT 083

### Proposition 1 – State of Texas

Vote For 1

	TOTAL	VOTE %		Election Day	Early Voting	Ballots By Mail	Provision al	Limited Ballot
For	423	81.19%	<div><div></div></div>	189	225	9	0	0
Against	98	18.81%	<div><div></div></div>	55	42	1	0	0
Total Votes Cast	521	100.00%	<div><div></div></div>	244	267	10	0	0
Overvotes	0			0	0	0	0	0
Undervotes	11			3	8	0	0	0
Contest Totals	532			247	275	10	0	0

### Proposition 2 – State of Texas

Vote For 1

	TOTAL	VOTE %		Election Day	Early Voting	Ballots By Mail	Provision al	Limited Ballot
For	324	64.29%	<div><div></div></div>	150	172	2	0	0
Against	180	35.71%	<div><div></div></div>	88	86	6	0	0
Total Votes Cast	504	100.00%	<div><div></div></div>	238	258	8	0	0
Overvotes	0			0	0	0	0	0
Undervotes	28			9	17	2	0	0
Contest Totals	532			247	275	10	0	0

### Proposition 3 – State of Texas

Vote For 1

	TOTAL	VOTE %		Election Day	Early Voting	Ballots By Mail	Provision al	Limited Ballot
For	397	79.08%	<div><div></div></div>	180	209	8	0	0
Against	105	20.92%	<div><div></div></div>	56	49	0	0	0
Total Votes Cast	502	100.00%	<div><div></div></div>	236	258	8	0	0
Overvotes	0			0	0	0	0	0
Undervotes	30			11	17	2	0	0
Contest Totals	532			247	275	10	0	0

### Proposition 4 – State of Texas

Vote For 1

	TOTAL	VOTE %		Election Day	Early Voting	Ballots By Mail	Provision al	Limited Ballot
For	449	88.21%	<div><div></div></div>	207	234	8	0	0
Against	60	11.79%	<div><div></div></div>	31	29	0	0	0
Total Votes Cast	509	100.00%	<div><div></div></div>	238	263	8	0	0
Overvotes	0			0	0	0	0	0
Undervotes	23			9	12	2	0	0
Contest Totals	532			247	275	10	0	0

## PCT 083

### Proposition 5 – State of Texas

Vote For 1

	TOTAL	VOTE %		Election Day	Early Voting	Ballots By Mail	Provision al	Limited Ballot
For	315	63.38%	<div><div></div></div>	138	173	4	0	0
Against	182	36.62%	<div><div></div></div>	95	83	4	0	0
Total Votes Cast	497	100.00%	<div><div></div></div>	233	256	8	0	0
Overvotes	0			0	0	0	0	0
Undervotes	35			14	19	2	0	0
Contest Totals	532			247	275	10	0	0

### Proposition 6 – State of Texas

Vote For 1

	TOTAL	VOTE %		Election Day	Early Voting	Ballots By Mail	Provision al	Limited Ballot
For	392	77.93%	<div><div></div></div>	167	217	8	0	0
Against	111	22.07%	<div><div></div></div>	69	42	0	0	0
Total Votes Cast	503	100.00%	<div><div></div></div>	236	259	8	0	0
Overvotes	0			0	0	0	0	0
Undervotes	29			11	16	2	0	0
Contest Totals	532			247	275	10	0	0

### Proposition 7 – State of Texas

Vote For 1

	TOTAL	VOTE %		Election Day	Early Voting	Ballots By Mail	Provision al	Limited Ballot
For	352	69.98%	<div><div></div></div>	146	198	8	0	0
Against	151	30.02%	<div><div></div></div>	88	62	1	0	0
Total Votes Cast	503	100.00%	<div><div></div></div>	234	260	9	0	0
Overvotes	0			0	0	0	0	0
Undervotes	29			13	15	1	0	0
Contest Totals	532			247	275	10	0	0

### Proposition 8 – State of Texas

Vote For 1

	TOTAL	VOTE %		Election Day	Early Voting	Ballots By Mail	Provision al	Limited Ballot
For	366	73.20%	<div><div></div></div>	161	199	6	0	0
Against	134	26.80%	<div><div></div></div>	71	61	2	0	0
Total Votes Cast	500	100.00%	<div><div></div></div>	232	260	8	0	0
Overvotes	0			0	0	0	0	0
Undervotes	32			15	15	2	0	0
Contest Totals	532			247	275	10	0	0



## PCT 083

### Proposition 9 – State of Texas

Vote For 1

	TOTAL	VOTE %		Election Day	Early Voting	Ballots By Mail	Provisional	Limited Ballot
For	428	83.11%	<div><div></div></div>	197	225	6	0	0
Against	87	16.89%	<div><div></div></div>	43	41	3	0	0
Total Votes Cast	515	100.00%	<div><div></div></div>	240	266	9	0	0
Overvotes	0			0	0	0	0	0
Undervotes	17			7	9	1	0	0
Contest Totals	532			247	275	10	0	0

### Proposition 10 – State of Texas

Vote For 1

	TOTAL	VOTE %		Election Day	Early Voting	Ballots By Mail	Provisional	Limited Ballot
For	277	56.53%	<div><div></div></div>	115	155	7	0	0
Against	213	43.47%	<div><div></div></div>	116	96	1	0	0
Total Votes Cast	490	100.00%	<div><div></div></div>	231	251	8	0	0
Overvotes	0			0	0	0	0	0
Undervotes	42			16	24	2	0	0
Contest Totals	532			247	275	10	0	0

### Proposition 11 – State of Texas

Vote For 1

	TOTAL	VOTE %		Election Day	Early Voting	Ballots By Mail	Provisional	Limited Ballot
For	270	57.69%	<div><div></div></div>	121	148	1	0	0
Against	198	42.31%	<div><div></div></div>	94	96	8	0	0
Total Votes Cast	468	100.00%	<div><div></div></div>	215	244	9	0	0
Overvotes	0			0	0	0	0	0
Undervotes	64			32	31	1	0	0
Contest Totals	532			247	275	10	0	0

### Proposition 12 – State of Texas

Vote For 1

	TOTAL	VOTE %		Election Day	Early Voting	Ballots By Mail	Provisional	Limited Ballot
For	264	59.19%	<div><div></div></div>	108	148	8	0	0
Against	182	40.81%	<div><div></div></div>	93	88	1	0	0
Total Votes Cast	446	100.00%	<div><div></div></div>	201	236	9	0	0
Overvotes	0			0	0	0	0	0
Undervotes	86			46	39	1	0	0
Contest Totals	532			247	275	10	0	0

## PCT 083

### Proposition 13 – State of Texas

Vote For 1

	TOTAL	VOTE %		Election Day	Early Voting	Ballots By Mail	Provisional	Limited Ballot
For	203	40.52%	<div><div></div></div>	87	112	4	0	0
Against	298	59.48%	<div><div></div></div>	151	142	5	0	0
Total Votes Cast	501	100.00%	<div><div></div></div>	238	254	9	0	0
Overvotes	0			0	0	0	0	0
Undervotes	31			9	21	1	0	0
Contest Totals	532			247	275	10	0	0

### Proposition 14 – State of Texas

Vote For 1

	TOTAL	VOTE %		Election Day	Early Voting	Ballots By Mail	Provisional	Limited Ballot
For	380	75.55%	<div><div></div></div>	169	204	7	0	0
Against	123	24.45%	<div><div></div></div>	66	55	2	0	0
Total Votes Cast	503	100.00%	<div><div></div></div>	235	259	9	0	0
Overvotes	0			0	0	0	0	0
Undervotes	29			12	16	1	0	0
Contest Totals	532			247	275	10	0	0

### Proposition A – Collin County

Vote For 1

	TOTAL	VOTE %		Election Day	Early Voting	Ballots By Mail	Provisional	Limited Ballot
For	254	50.90%	<div><div></div></div>	111	142	1	0	0
Against	245	49.10%	<div><div></div></div>	121	119	5	0	0
Total Votes Cast	499	100.00%	<div><div></div></div>	232	261	6	0	0
Overvotes	0			0	0	0	0	0
Undervotes	33			15	14	4	0	0
Contest Totals	532			247	275	10	0	0

### Proposition B – Collin County

Vote For 1

	TOTAL	VOTE %		Election Day	Early Voting	Ballots By Mail	Provisional	Limited Ballot
For	293	58.95%	<div><div></div></div>	139	152	2	0	0
Against	204	41.05%	<div><div></div></div>	94	106	4	0	0
Total Votes Cast	497	100.00%	<div><div></div></div>	233	258	6	0	0
Overvotes	0			0	0	0	0	0
Undervotes	35			14	17	4	0	0
Contest Totals	532			247	275	10	0	0

## PCT 083

### Proposition C – Collin County

Vote For 1

	TOTAL	VOTE %		Election Day	Early Voting	Ballots By Mail	Provisional	Limited Ballot
For	262	54.02%	<div><div></div></div>	117	144	1	0	0
Against	223	45.98%	<div><div></div></div>	109	109	5	0	0
Total Votes Cast	485	100.00%	<div><div></div></div>	226	253	6	0	0
Overvotes	0			0	0	0	0	0
Undervotes	47			21	22	4	0	0
Contest Totals	532			247	275	10	0	0

### Proposition D – Collin County

Vote For 1

	TOTAL	VOTE %		Election Day	Early Voting	Ballots By Mail	Provisional	Limited Ballot
For	283	57.40%	<div><div></div></div>	130	153	0	0	0
Against	210	42.60%	<div><div></div></div>	98	106	6	0	0
Total Votes Cast	493	100.00%	<div><div></div></div>	228	259	6	0	0
Overvotes	0			0	0	0	0	0
Undervotes	39			19	16	4	0	0
Contest Totals	532			247	275	10	0	0

### Proposition E – Collin County

Vote For 1

	TOTAL	VOTE %		Election Day	Early Voting	Ballots By Mail	Provisional	Limited Ballot
For	353	71.17%	<div><div></div></div>	162	187	4	0	0
Against	143	28.83%	<div><div></div></div>	66	74	3	0	0
Total Votes Cast	496	100.00%	<div><div></div></div>	228	261	7	0	0
Overvotes	0			0	0	0	0	0
Undervotes	36			19	14	3	0	0
Contest Totals	532			247	275	10	0	0

### Proposition A – Wylie ISD

Vote For 1

	TOTAL	VOTE %		Election Day	Early Voting	Ballots By Mail	Provisional	Limited Ballot
FOR	288	55.07%	<div><div></div></div>	134	149	5	0	0
AGAINST	235	44.93%	<div><div></div></div>	111	119	5	0	0
Total Votes Cast	523	100.00%	<div><div></div></div>	245	268	10	0	0
Overvotes	0			0	0	0	0	0
Undervotes	9			2	7	0	0	0
Contest Totals	532			247	275	10	0	0

## PCT 084

### Proposition 1 – State of Texas

Vote For 1

	TOTAL	VOTE %		Election Day	Early Voting	Ballots By Mail	Provisional	Limited Ballot
For	216	65.45%	<div><div></div></div>	122	91	3	0	0
Against	114	34.55%	<div><div></div></div>	54	58	2	0	0
Total Votes Cast	330	100.00%	<div><div></div></div>	176	149	5	0	0
Overvotes	0			0	0	0	0	0
Undervotes	9			6	2	1	0	0
Contest Totals	339			182	151	6	0	0

### Proposition 2 – State of Texas

Vote For 1

	TOTAL	VOTE %		Election Day	Early Voting	Ballots By Mail	Provisional	Limited Ballot
For	205	63.27%	<div><div></div></div>	116	84	5	0	0
Against	119	36.73%	<div><div></div></div>	56	63	0	0	0
Total Votes Cast	324	100.00%	<div><div></div></div>	172	147	5	0	0
Overvotes	0			0	0	0	0	0
Undervotes	15			10	4	1	0	0
Contest Totals	339			182	151	6	0	0

### Proposition 3 – State of Texas

Vote For 1

	TOTAL	VOTE %		Election Day	Early Voting	Ballots By Mail	Provisional	Limited Ballot
For	210	63.83%	<div><div></div></div>	112	96	2	0	0
Against	119	36.17%	<div><div></div></div>	63	53	3	0	0
Total Votes Cast	329	100.00%	<div><div></div></div>	175	149	5	0	0
Overvotes	0			0	0	0	0	0
Undervotes	10			7	2	1	0	0
Contest Totals	339			182	151	6	0	0

### Proposition 4 – State of Texas

Vote For 1

	TOTAL	VOTE %		Election Day	Early Voting	Ballots By Mail	Provisional	Limited Ballot
For	272	80.95%	<div><div></div></div>	145	122	5	0	0
Against	64	19.05%	<div><div></div></div>	35	29	0	0	0
Total Votes Cast	336	100.00%	<div><div></div></div>	180	151	5	0	0
Overvotes	0			0	0	0	0	0
Undervotes	3			2	0	1	0	0
Contest Totals	339			182	151	6	0	0

## PCT 084

### Proposition 5 – State of Texas

Vote For 1

	TOTAL	VOTE %		Election Day	Early Voting	Ballots By Mail	Provisional	Limited Ballot
For	217	65.56%	<div><div></div></div>	121	93	3	0	0
Against	114	34.44%	<div><div></div></div>	58	54	2	0	0
Total Votes Cast	331	100.00%	<div><div></div></div>	179	147	5	0	0
Overvotes	0			0	0	0	0	0
Undervotes	8			3	4	1	0	0
Contest Totals	339			182	151	6	0	0

### Proposition 6 – State of Texas

Vote For 1

	TOTAL	VOTE %		Election Day	Early Voting	Ballots By Mail	Provisional	Limited Ballot
For	269	81.02%	<div><div></div></div>	147	117	5	0	0
Against	63	18.98%	<div><div></div></div>	32	31	0	0	0
Total Votes Cast	332	100.00%	<div><div></div></div>	179	148	5	0	0
Overvotes	0			0	0	0	0	0
Undervotes	7			3	3	1	0	0
Contest Totals	339			182	151	6	0	0

### Proposition 7 – State of Texas

Vote For 1

	TOTAL	VOTE %		Election Day	Early Voting	Ballots By Mail	Provisional	Limited Ballot
For	215	64.56%	<div><div></div></div>	125	85	5	0	0
Against	118	35.44%	<div><div></div></div>	54	64	0	0	0
Total Votes Cast	333	100.00%	<div><div></div></div>	179	149	5	0	0
Overvotes	0			0	0	0	0	0
Undervotes	6			3	2	1	0	0
Contest Totals	339			182	151	6	0	0

### Proposition 8 – State of Texas

Vote For 1

	TOTAL	VOTE %		Election Day	Early Voting	Ballots By Mail	Provisional	Limited Ballot
For	245	73.80%	<div><div></div></div>	141	99	5	0	0
Against	87	26.20%	<div><div></div></div>	38	49	0	0	0
Total Votes Cast	332	100.00%	<div><div></div></div>	179	148	5	0	0
Overvotes	0			0	0	0	0	0
Undervotes	7			3	3	1	0	0
Contest Totals	339			182	151	6	0	0

## PCT 084

### Proposition 9 – State of Texas

Vote For 1

	TOTAL	VOTE %		Election Day	Early Voting	Ballots By Mail	Provisional	Limited Ballot
For	268	81.21%	<div><div></div></div>	150	113	5	0	0
Against	62	18.79%	<div><div></div></div>	28	34	0	0	0
Total Votes Cast	330	100.00%	<div><div></div></div>	178	147	5	0	0
Overvotes	0			0	0	0	0	0
Undervotes	9			4	4	1	0	0
Contest Totals	339			182	151	6	0	0

### Proposition 10 – State of Texas

Vote For 1

	TOTAL	VOTE %		Election Day	Early Voting	Ballots By Mail	Provisional	Limited Ballot
For	148	45.12%	<div><div></div></div>	86	59	3	0	0
Against	180	54.88%	<div><div></div></div>	91	87	2	0	0
Total Votes Cast	328	100.00%	<div><div></div></div>	177	146	5	0	0
Overvotes	0			0	0	0	0	0
Undervotes	11			5	5	1	0	0
Contest Totals	339			182	151	6	0	0

### Proposition 11 – State of Texas

Vote For 1

	TOTAL	VOTE %		Election Day	Early Voting	Ballots By Mail	Provisional	Limited Ballot
For	202	64.74%	<div><div></div></div>	111	88	3	0	0
Against	110	35.26%	<div><div></div></div>	51	56	3	0	0
Total Votes Cast	312	100.00%	<div><div></div></div>	162	144	6	0	0
Overvotes	0			0	0	0	0	0
Undervotes	27			20	7	0	0	0
Contest Totals	339			182	151	6	0	0

### Proposition 12 – State of Texas

Vote For 1

	TOTAL	VOTE %		Election Day	Early Voting	Ballots By Mail	Provisional	Limited Ballot
For	155	51.67%	<div><div></div></div>	82	70	3	0	0
Against	145	48.33%	<div><div></div></div>	75	67	3	0	0
Total Votes Cast	300	100.00%	<div><div></div></div>	157	137	6	0	0
Overvotes	0			0	0	0	0	0
Undervotes	39			25	14	0	0	0
Contest Totals	339			182	151	6	0	0

## PCT 084

### Proposition 13 – State of Texas

Vote For 1

	TOTAL	VOTE %		Election Day	Early Voting	Ballots By Mail	Provisional	Limited Ballot
For	128	39.38%	<div><div></div></div>	68	55	5	0	0
Against	197	60.62%	<div><div></div></div>	105	91	1	0	0
Total Votes Cast	325	100.00%	<div><div></div></div>	173	146	6	0	0
Overvotes	0			0	0	0	0	0
Undervotes	14			9	5	0	0	0
Contest Totals	339			182	151	6	0	0

### Proposition 14 – State of Texas

Vote For 1

	TOTAL	VOTE %		Election Day	Early Voting	Ballots By Mail	Provisional	Limited Ballot
For	255	77.04%	<div><div></div></div>	144	107	4	0	0
Against	76	22.96%	<div><div></div></div>	35	39	2	0	0
Total Votes Cast	331	100.00%	<div><div></div></div>	179	146	6	0	0
Overvotes	0			0	0	0	0	0
Undervotes	8			3	5	0	0	0
Contest Totals	339			182	151	6	0	0

### Proposition A – Collin County

Vote For 1

	TOTAL	VOTE %		Election Day	Early Voting	Ballots By Mail	Provisional	Limited Ballot
For	170	51.99%	<div><div></div></div>	87	80	3	0	0
Against	157	48.01%	<div><div></div></div>	89	65	3	0	0
Total Votes Cast	327	100.00%	<div><div></div></div>	176	145	6	0	0
Overvotes	0			0	0	0	0	0
Undervotes	12			6	6	0	0	0
Contest Totals	339			182	151	6	0	0

### Proposition B – Collin County

Vote For 1

	TOTAL	VOTE %		Election Day	Early Voting	Ballots By Mail	Provisional	Limited Ballot
For	220	67.28%	<div><div></div></div>	115	102	3	0	0
Against	107	32.72%	<div><div></div></div>	59	45	3	0	0
Total Votes Cast	327	100.00%	<div><div></div></div>	174	147	6	0	0
Overvotes	0			0	0	0	0	0
Undervotes	12			8	4	0	0	0
Contest Totals	339			182	151	6	0	0

## PCT 084

### Proposition C – Collin County

Vote For 1

	TOTAL	VOTE %		Election Day	Early Voting	Ballots By Mail	Provisional	Limited Ballot
For	184	56.79%	<div><div></div></div>	98	82	4	0	0
Against	140	43.21%	<div><div></div></div>	74	64	2	0	0
Total Votes Cast	324	100.00%	<div><div></div></div>	172	146	6	0	0
Overvotes	0			0	0	0	0	0
Undervotes	15			10	5	0	0	0
Contest Totals	339			182	151	6	0	0

### Proposition D – Collin County

Vote For 1

	TOTAL	VOTE %		Election Day	Early Voting	Ballots By Mail	Provisional	Limited Ballot
For	219	66.77%	<div><div></div></div>	119	96	4	0	0
Against	109	33.23%	<div><div></div></div>	56	51	2	0	0
Total Votes Cast	328	100.00%	<div><div></div></div>	175	147	6	0	0
Overvotes	0			0	0	0	0	0
Undervotes	11			7	4	0	0	0
Contest Totals	339			182	151	6	0	0

### Proposition E – Collin County

Vote For 1

	TOTAL	VOTE %		Election Day	Early Voting	Ballots By Mail	Provisional	Limited Ballot
For	242	73.33%	<div><div></div></div>	130	108	4	0	0
Against	88	26.67%	<div><div></div></div>	45	41	2	0	0
Total Votes Cast	330	100.00%	<div><div></div></div>	175	149	6	0	0
Overvotes	0			0	0	0	0	0
Undervotes	9			7	2	0	0	0
Contest Totals	339			182	151	6	0	0



## PCT 085

### Proposition 1 – State of Texas

Vote For 1

	TOTAL	VOTE %		Election Day	Early Voting	Ballots By Mail	Provision al	Limited Ballot
For	315	72.41%	<div><div></div></div>	162	148	5	0	0
Against	120	27.59%	<div><div></div></div>	59	58	3	0	0
Total Votes Cast	435	100.00%	<div><div></div></div>	221	206	8	0	0
Overvotes	0			0	0	0	0	0
Undervotes	7			4	3	0	0	0
Contest Totals	442			225	209	8	0	0

### Proposition 2 – State of Texas

Vote For 1

	TOTAL	VOTE %		Election Day	Early Voting	Ballots By Mail	Provision al	Limited Ballot
For	288	66.98%	<div><div></div></div>	153	131	4	0	0
Against	142	33.02%	<div><div></div></div>	70	68	4	0	0
Total Votes Cast	430	100.00%	<div><div></div></div>	223	199	8	0	0
Overvotes	0			0	0	0	0	0
Undervotes	12			2	10	0	0	0
Contest Totals	442			225	209	8	0	0

### Proposition 3 – State of Texas

Vote For 1

	TOTAL	VOTE %		Election Day	Early Voting	Ballots By Mail	Provision al	Limited Ballot
For	284	66.05%	<div><div></div></div>	132	148	4	0	0
Against	146	33.95%	<div><div></div></div>	87	55	4	0	0
Total Votes Cast	430	100.00%	<div><div></div></div>	219	203	8	0	0
Overvotes	0			0	0	0	0	0
Undervotes	12			6	6	0	0	0
Contest Totals	442			225	209	8	0	0

### Proposition 4 – State of Texas

Vote For 1

	TOTAL	VOTE %		Election Day	Early Voting	Ballots By Mail	Provision al	Limited Ballot
For	369	84.44%	<div><div></div></div>	188	174	7	0	0
Against	68	15.56%	<div><div></div></div>	36	32	0	0	0
Total Votes Cast	437	100.00%	<div><div></div></div>	224	206	7	0	0
Overvotes	0			0	0	0	0	0
Undervotes	5			1	3	1	0	0
Contest Totals	442			225	209	8	0	0

## PCT 085

### Proposition 5 – State of Texas

Vote For 1

	TOTAL	VOTE %		Election Day	Early Voting	Ballots By Mail	Provisional	Limited Ballot
For	307	71.40%	<div><div></div></div>	157	145	5	0	0
Against	123	28.60%	<div><div></div></div>	63	58	2	0	0
Total Votes Cast	430	100.00%	<div><div></div></div>	220	203	7	0	0
Overvotes	0			0	0	0	0	0
Undervotes	12			5	6	1	0	0
Contest Totals	442			225	209	8	0	0

### Proposition 6 – State of Texas

Vote For 1

	TOTAL	VOTE %		Election Day	Early Voting	Ballots By Mail	Provisional	Limited Ballot
For	363	84.03%	<div><div></div></div>	185	172	6	0	0
Against	69	15.97%	<div><div></div></div>	35	33	1	0	0
Total Votes Cast	432	100.00%	<div><div></div></div>	220	205	7	0	0
Overvotes	0			0	0	0	0	0
Undervotes	10			5	4	1	0	0
Contest Totals	442			225	209	8	0	0

### Proposition 7 – State of Texas

Vote For 1

	TOTAL	VOTE %		Election Day	Early Voting	Ballots By Mail	Provisional	Limited Ballot
For	263	60.60%	<div><div></div></div>	131	126	6	0	0
Against	171	39.40%	<div><div></div></div>	89	80	2	0	0
Total Votes Cast	434	100.00%	<div><div></div></div>	220	206	8	0	0
Overvotes	0			0	0	0	0	0
Undervotes	8			5	3	0	0	0
Contest Totals	442			225	209	8	0	0

### Proposition 8 – State of Texas

Vote For 1

	TOTAL	VOTE %		Election Day	Early Voting	Ballots By Mail	Provisional	Limited Ballot
For	319	73.67%	<div><div></div></div>	161	151	7	0	0
Against	114	26.33%	<div><div></div></div>	57	56	1	0	0
Total Votes Cast	433	100.00%	<div><div></div></div>	218	207	8	0	0
Overvotes	0			0	0	0	0	0
Undervotes	9			7	2	0	0	0
Contest Totals	442			225	209	8	0	0

## PCT 085

### Proposition 9 – State of Texas

Vote For 1

	TOTAL	VOTE %		Election Day	Early Voting	Ballots By Mail	Provisional	Limited Ballot
For	375	86.01%	<div><div></div></div>	195	173	7	0	0
Against	61	13.99%	<div><div></div></div>	28	32	1	0	0
Total Votes Cast	436	100.00%	<div><div></div></div>	223	205	8	0	0
Overvotes	0			0	0	0	0	0
Undervotes	6			2	4	0	0	0
Contest Totals	442			225	209	8	0	0

### Proposition 10 – State of Texas

Vote For 1

	TOTAL	VOTE %		Election Day	Early Voting	Ballots By Mail	Provisional	Limited Ballot
For	206	47.80%	<div><div></div></div>	99	103	4	0	0
Against	225	52.20%	<div><div></div></div>	123	98	4	0	0
Total Votes Cast	431	100.00%	<div><div></div></div>	222	201	8	0	0
Overvotes	0			0	0	0	0	0
Undervotes	11			3	8	0	0	0
Contest Totals	442			225	209	8	0	0

### Proposition 11 – State of Texas

Vote For 1

	TOTAL	VOTE %		Election Day	Early Voting	Ballots By Mail	Provisional	Limited Ballot
For	279	66.91%	<div><div></div></div>	150	122	7	0	0
Against	138	33.09%	<div><div></div></div>	66	71	1	0	0
Total Votes Cast	417	100.00%	<div><div></div></div>	216	193	8	0	0
Overvotes	0			0	0	0	0	0
Undervotes	25			9	16	0	0	0
Contest Totals	442			225	209	8	0	0

### Proposition 12 – State of Texas

Vote For 1

	TOTAL	VOTE %		Election Day	Early Voting	Ballots By Mail	Provisional	Limited Ballot
For	215	55.13%	<div><div></div></div>	109	102	4	0	0
Against	175	44.87%	<div><div></div></div>	94	77	4	0	0
Total Votes Cast	390	100.00%	<div><div></div></div>	203	179	8	0	0
Overvotes	0			0	0	0	0	0
Undervotes	52			22	30	0	0	0
Contest Totals	442			225	209	8	0	0

## PCT 085

### Proposition 13 – State of Texas

Vote For 1

	TOTAL	VOTE %		Election Day	Early Voting	Ballots By Mail	Provisional	Limited Ballot
For	148	34.42%	<div><div></div></div>	63	81	4	0	0
Against	282	65.58%	<div><div></div></div>	159	119	4	0	0
Total Votes Cast	430	100.00%	<div><div></div></div>	222	200	8	0	0
Overvotes	0			0	0	0	0	0
Undervotes	12			3	9	0	0	0
Contest Totals	442			225	209	8	0	0

### Proposition 14 – State of Texas

Vote For 1

	TOTAL	VOTE %		Election Day	Early Voting	Ballots By Mail	Provisional	Limited Ballot
For	345	80.99%	<div><div></div></div>	180	158	7	0	0
Against	81	19.01%	<div><div></div></div>	37	43	1	0	0
Total Votes Cast	426	100.00%	<div><div></div></div>	217	201	8	0	0
Overvotes	0			0	0	0	0	0
Undervotes	16			8	8	0	0	0
Contest Totals	442			225	209	8	0	0

### Proposition A – Collin County

Vote For 1

	TOTAL	VOTE %		Election Day	Early Voting	Ballots By Mail	Provisional	Limited Ballot
For	256	59.81%	<div><div></div></div>	123	128	5	0	0
Against	172	40.19%	<div><div></div></div>	94	75	3	0	0
Total Votes Cast	428	100.00%	<div><div></div></div>	217	203	8	0	0
Overvotes	0			0	0	0	0	0
Undervotes	14			8	6	0	0	0
Contest Totals	442			225	209	8	0	0

### Proposition B – Collin County

Vote For 1

	TOTAL	VOTE %		Election Day	Early Voting	Ballots By Mail	Provisional	Limited Ballot
For	306	70.83%	<div><div></div></div>	158	143	5	0	0
Against	126	29.17%	<div><div></div></div>	64	59	3	0	0
Total Votes Cast	432	100.00%	<div><div></div></div>	222	202	8	0	0
Overvotes	0			0	0	0	0	0
Undervotes	10			3	7	0	0	0
Contest Totals	442			225	209	8	0	0

## PCT 085

### Proposition C – Collin County

Vote For 1

	TOTAL	VOTE %		Election Day	Early Voting	Ballots By Mail	Provisional	Limited Ballot
For	264	61.54%	<div><div></div></div>	138	121	5	0	0
Against	165	38.46%	<div><div></div></div>	82	80	3	0	0
Total Votes Cast	429	100.00%	<div><div></div></div>	220	201	8	0	0
Overvotes	0			0	0	0	0	0
Undervotes	13			5	8	0	0	0
Contest Totals	442			225	209	8	0	0

### Proposition D – Collin County

Vote For 1

	TOTAL	VOTE %		Election Day	Early Voting	Ballots By Mail	Provisional	Limited Ballot
For	303	70.14%	<div><div></div></div>	160	136	7	0	0
Against	129	29.86%	<div><div></div></div>	61	67	1	0	0
Total Votes Cast	432	100.00%	<div><div></div></div>	221	203	8	0	0
Overvotes	0			0	0	0	0	0
Undervotes	10			4	6	0	0	0
Contest Totals	442			225	209	8	0	0

### Proposition E – Collin County

Vote For 1

	TOTAL	VOTE %		Election Day	Early Voting	Ballots By Mail	Provisional	Limited Ballot
For	336	77.78%	<div><div></div></div>	175	154	7	0	0
Against	96	22.22%	<div><div></div></div>	45	50	1	0	0
Total Votes Cast	432	100.00%	<div><div></div></div>	220	204	8	0	0
Overvotes	0			0	0	0	0	0
Undervotes	10			5	5	0	0	0
Contest Totals	442			225	209	8	0	0

## PCT 086

### Proposition 1 – State of Texas

Vote For 1

	TOTAL	VOTE %		Election Day	Early Voting	Ballots By Mail	Provision al	Limited Ballot
For	337	71.86%	<div><div></div></div>	157	173	7	0	0
Against	132	28.14%	<div><div></div></div>	66	66	0	0	0
Total Votes Cast	469	100.00%	<div><div></div></div>	223	239	7	0	0
Overvotes	0			0	0	0	0	0
Undervotes	6			3	3	0	0	0
Contest Totals	475			226	242	7	0	0

### Proposition 2 – State of Texas

Vote For 1

	TOTAL	VOTE %		Election Day	Early Voting	Ballots By Mail	Provision al	Limited Ballot
For	281	60.95%	<div><div></div></div>	142	136	3	0	0
Against	180	39.05%	<div><div></div></div>	74	102	4	0	0
Total Votes Cast	461	100.00%	<div><div></div></div>	216	238	7	0	0
Overvotes	0			0	0	0	0	0
Undervotes	14			10	4	0	0	0
Contest Totals	475			226	242	7	0	0

### Proposition 3 – State of Texas

Vote For 1

	TOTAL	VOTE %		Election Day	Early Voting	Ballots By Mail	Provision al	Limited Ballot
For	315	67.31%	<div><div></div></div>	149	163	3	0	0
Against	153	32.69%	<div><div></div></div>	73	76	4	0	0
Total Votes Cast	468	100.00%	<div><div></div></div>	222	239	7	0	0
Overvotes	0			0	0	0	0	0
Undervotes	7			4	3	0	0	0
Contest Totals	475			226	242	7	0	0

### Proposition 4 – State of Texas

Vote For 1

	TOTAL	VOTE %		Election Day	Early Voting	Ballots By Mail	Provision al	Limited Ballot
For	401	85.87%	<div><div></div></div>	184	210	7	0	0
Against	66	14.13%	<div><div></div></div>	38	28	0	0	0
Total Votes Cast	467	100.00%	<div><div></div></div>	222	238	7	0	0
Overvotes	0			0	0	0	0	0
Undervotes	8			4	4	0	0	0
Contest Totals	475			226	242	7	0	0

## PCT 086

### Proposition 5 – State of Texas

Vote For 1

	TOTAL	VOTE %		Election Day	Early Voting	Ballots By Mail	Provision al	Limited Ballot
For	311	66.60%	<div><div></div></div>	151	155	5	0	0
Against	156	33.40%	<div><div></div></div>	71	83	2	0	0
Total Votes Cast	467	100.00%	<div><div></div></div>	222	238	7	0	0
Overvotes	0			0	0	0	0	0
Undervotes	8			4	4	0	0	0
Contest Totals	475			226	242	7	0	0

### Proposition 6 – State of Texas

Vote For 1

	TOTAL	VOTE %		Election Day	Early Voting	Ballots By Mail	Provision al	Limited Ballot
For	370	79.40%	<div><div></div></div>	175	188	7	0	0
Against	96	20.60%	<div><div></div></div>	47	49	0	0	0
Total Votes Cast	466	100.00%	<div><div></div></div>	222	237	7	0	0
Overvotes	0			0	0	0	0	0
Undervotes	9			4	5	0	0	0
Contest Totals	475			226	242	7	0	0

### Proposition 7 – State of Texas

Vote For 1

	TOTAL	VOTE %		Election Day	Early Voting	Ballots By Mail	Provision al	Limited Ballot
For	298	63.54%	<div><div></div></div>	148	146	4	0	0
Against	171	36.46%	<div><div></div></div>	75	93	3	0	0
Total Votes Cast	469	100.00%	<div><div></div></div>	223	239	7	0	0
Overvotes	0			0	0	0	0	0
Undervotes	6			3	3	0	0	0
Contest Totals	475			226	242	7	0	0

### Proposition 8 – State of Texas

Vote For 1

	TOTAL	VOTE %		Election Day	Early Voting	Ballots By Mail	Provision al	Limited Ballot
For	345	73.88%	<div><div></div></div>	170	169	6	0	0
Against	122	26.12%	<div><div></div></div>	52	69	1	0	0
Total Votes Cast	467	100.00%	<div><div></div></div>	222	238	7	0	0
Overvotes	0			0	0	0	0	0
Undervotes	8			4	4	0	0	0
Contest Totals	475			226	242	7	0	0

## PCT 086

### Proposition 9 – State of Texas

Vote For 1

	TOTAL	VOTE %		Election Day	Early Voting	Ballots By Mail	Provision al	Limited Ballot
For	399	84.89%	<div><div></div></div>	194	199	6	0	0
Against	71	15.11%	<div><div></div></div>	31	39	1	0	0
Total Votes Cast	470	100.00%	<div><div></div></div>	225	238	7	0	0
Overvotes	0			0	0	0	0	0
Undervotes	5			1	4	0	0	0
Contest Totals	475			226	242	7	0	0

### Proposition 10 – State of Texas

Vote For 1

	TOTAL	VOTE %		Election Day	Early Voting	Ballots By Mail	Provision al	Limited Ballot
For	236	51.19%	<div><div></div></div>	116	117	3	0	0
Against	225	48.81%	<div><div></div></div>	104	118	3	0	0
Total Votes Cast	461	100.00%	<div><div></div></div>	220	235	6	0	0
Overvotes	0			0	0	0	0	0
Undervotes	14			6	7	1	0	0
Contest Totals	475			226	242	7	0	0

### Proposition 11 – State of Texas

Vote For 1

	TOTAL	VOTE %		Election Day	Early Voting	Ballots By Mail	Provision al	Limited Ballot
For	294	65.62%	<div><div></div></div>	136	153	5	0	0
Against	154	34.38%	<div><div></div></div>	76	77	1	0	0
Total Votes Cast	448	100.00%	<div><div></div></div>	212	230	6	0	0
Overvotes	0			0	0	0	0	0
Undervotes	27			14	12	1	0	0
Contest Totals	475			226	242	7	0	0

### Proposition 12 – State of Texas

Vote For 1

	TOTAL	VOTE %		Election Day	Early Voting	Ballots By Mail	Provision al	Limited Ballot
For	234	54.80%	<div><div></div></div>	99	133	2	0	0
Against	193	45.20%	<div><div></div></div>	101	88	4	0	0
Total Votes Cast	427	100.00%	<div><div></div></div>	200	221	6	0	0
Overvotes	0			0	0	0	0	0
Undervotes	48			26	21	1	0	0
Contest Totals	475			226	242	7	0	0



## PCT 086

### Proposition 13 – State of Texas

Vote For 1

	TOTAL	VOTE %		Election Day	Early Voting	Ballots By Mail	Provisional	Limited Ballot
For	182	39.22%	<div><div></div></div>	83	95	4	0	0
Against	282	60.78%	<div><div></div></div>	135	145	2	0	0
Total Votes Cast	464	100.00%	<div><div></div></div>	218	240	6	0	0
Overvotes	0			0	0	0	0	0
Undervotes	11			8	2	1	0	0
Contest Totals	475			226	242	7	0	0

### Proposition 14 – State of Texas

Vote For 1

	TOTAL	VOTE %		Election Day	Early Voting	Ballots By Mail	Provisional	Limited Ballot
For	381	81.41%	<div><div></div></div>	185	189	7	0	0
Against	87	18.59%	<div><div></div></div>	39	48	0	0	0
Total Votes Cast	468	100.00%	<div><div></div></div>	224	237	7	0	0
Overvotes	0			0	0	0	0	0
Undervotes	7			2	5	0	0	0
Contest Totals	475			226	242	7	0	0

### Proposition A – Collin County

Vote For 1

	TOTAL	VOTE %		Election Day	Early Voting	Ballots By Mail	Provisional	Limited Ballot
For	270	58.32%	<div><div></div></div>	121	144	5	0	0
Against	193	41.68%	<div><div></div></div>	100	91	2	0	0
Total Votes Cast	463	100.00%	<div><div></div></div>	221	235	7	0	0
Overvotes	0			0	0	0	0	0
Undervotes	12			5	7	0	0	0
Contest Totals	475			226	242	7	0	0

### Proposition B – Collin County

Vote For 1

	TOTAL	VOTE %		Election Day	Early Voting	Ballots By Mail	Provisional	Limited Ballot
For	331	71.18%	<div><div></div></div>	155	171	5	0	0
Against	134	28.82%	<div><div></div></div>	67	65	2	0	0
Total Votes Cast	465	100.00%	<div><div></div></div>	222	236	7	0	0
Overvotes	0			0	0	0	0	0
Undervotes	10			4	6	0	0	0
Contest Totals	475			226	242	7	0	0

## PCT 086

### Proposition C – Collin County

Vote For 1

	TOTAL	VOTE %		Election Day	Early Voting	Ballots By Mail	Provisional	Limited Ballot
For	273	59.48%	<div><div></div></div>	128	140	5	0	0
Against	186	40.52%	<div><div></div></div>	90	94	2	0	0
Total Votes Cast	459	100.00%	<div><div></div></div>	218	234	7	0	0
Overvotes	0			0	0	0	0	0
Undervotes	16			8	8	0	0	0
Contest Totals	475			226	242	7	0	0

### Proposition D – Collin County

Vote For 1

	TOTAL	VOTE %		Election Day	Early Voting	Ballots By Mail	Provisional	Limited Ballot
For	332	71.86%	<div><div></div></div>	159	166	7	0	0
Against	130	28.14%	<div><div></div></div>	64	66	0	0	0
Total Votes Cast	462	100.00%	<div><div></div></div>	223	232	7	0	0
Overvotes	0			0	0	0	0	0
Undervotes	13			3	10	0	0	0
Contest Totals	475			226	242	7	0	0

### Proposition E – Collin County

Vote For 1

	TOTAL	VOTE %		Election Day	Early Voting	Ballots By Mail	Provisional	Limited Ballot
For	381	82.11%	<div><div></div></div>	178	196	7	0	0
Against	83	17.89%	<div><div></div></div>	45	38	0	0	0
Total Votes Cast	464	100.00%	<div><div></div></div>	223	234	7	0	0
Overvotes	0			0	0	0	0	0
Undervotes	11			3	8	0	0	0
Contest Totals	475			226	242	7	0	0

## PCT 087

### Proposition 1 – State of Texas

Vote For 1

	TOTAL	VOTE %		Election Day	Early Voting	Ballots By Mail	Provisional	Limited Ballot
For	106	65.84%	<div><div></div></div>	83	22	1	0	0
Against	55	34.16%	<div><div></div></div>	44	11	0	0	0
Total Votes Cast	161	100.00%	<div><div></div></div>	127	33	1	0	0
Overvotes	0			0	0	0	0	0
Undervotes	3			3	0	0	0	0
Contest Totals	164			130	33	1	0	0

### Proposition 2 – State of Texas

Vote For 1

	TOTAL	VOTE %		Election Day	Early Voting	Ballots By Mail	Provisional	Limited Ballot
For	107	67.30%	<div><div></div></div>	88	19	0	0	0
Against	52	32.70%	<div><div></div></div>	39	12	1	0	0
Total Votes Cast	159	100.00%	<div><div></div></div>	127	31	1	0	0
Overvotes	0			0	0	0	0	0
Undervotes	5			3	2	0	0	0
Contest Totals	164			130	33	1	0	0

### Proposition 3 – State of Texas

Vote For 1

	TOTAL	VOTE %		Election Day	Early Voting	Ballots By Mail	Provisional	Limited Ballot
For	104	64.60%	<div><div></div></div>	86	18	0	0	0
Against	57	35.40%	<div><div></div></div>	41	15	1	0	0
Total Votes Cast	161	100.00%	<div><div></div></div>	127	33	1	0	0
Overvotes	0			0	0	0	0	0
Undervotes	3			3	0	0	0	0
Contest Totals	164			130	33	1	0	0

### Proposition 4 – State of Texas

Vote For 1

	TOTAL	VOTE %		Election Day	Early Voting	Ballots By Mail	Provisional	Limited Ballot
For	144	87.80%	<div><div></div></div>	116	28	0	0	0
Against	20	12.20%	<div><div></div></div>	14	5	1	0	0
Total Votes Cast	164	100.00%	<div><div></div></div>	130	33	1	0	0
Overvotes	0			0	0	0	0	0
Undervotes	0			0	0	0	0	0
Contest Totals	164			130	33	1	0	0

## PCT 087

### Proposition 5 – State of Texas

Vote For 1

	TOTAL	VOTE %		Election Day	Early Voting	Ballots By Mail	Provisional	Limited Ballot
For	140	86.42%	<div><div></div></div>	110	29	1	0	0
Against	22	13.58%	<div><div></div></div>	18	4	0	0	0
Total Votes Cast	162	100.00%	<div><div></div></div>	128	33	1	0	0
Overvotes	0			0	0	0	0	0
Undervotes	2			2	0	0	0	0
Contest Totals	164			130	33	1	0	0

### Proposition 6 – State of Texas

Vote For 1

	TOTAL	VOTE %		Election Day	Early Voting	Ballots By Mail	Provisional	Limited Ballot
For	140	86.96%	<div><div></div></div>	109	30	1	0	0
Against	21	13.04%	<div><div></div></div>	18	3	0	0	0
Total Votes Cast	161	100.00%	<div><div></div></div>	127	33	1	0	0
Overvotes	0			0	0	0	0	0
Undervotes	3			3	0	0	0	0
Contest Totals	164			130	33	1	0	0

### Proposition 7 – State of Texas

Vote For 1

	TOTAL	VOTE %		Election Day	Early Voting	Ballots By Mail	Provisional	Limited Ballot
For	103	63.98%	<div><div></div></div>	81	21	1	0	0
Against	58	36.02%	<div><div></div></div>	46	12	0	0	0
Total Votes Cast	161	100.00%	<div><div></div></div>	127	33	1	0	0
Overvotes	0			0	0	0	0	0
Undervotes	3			3	0	0	0	0
Contest Totals	164			130	33	1	0	0

### Proposition 8 – State of Texas

Vote For 1

	TOTAL	VOTE %		Election Day	Early Voting	Ballots By Mail	Provisional	Limited Ballot
For	130	80.25%	<div><div></div></div>	100	29	1	0	0
Against	32	19.75%	<div><div></div></div>	28	4	0	0	0
Total Votes Cast	162	100.00%	<div><div></div></div>	128	33	1	0	0
Overvotes	0			0	0	0	0	0
Undervotes	2			2	0	0	0	0
Contest Totals	164			130	33	1	0	0

## PCT 087

### Proposition 9 – State of Texas

Vote For 1

	TOTAL	VOTE %		Election Day	Early Voting	Ballots By Mail	Provisional	Limited Ballot
For	130	81.25%	<div><div></div></div>	102	27	1	0	0
Against	30	18.75%	<div><div></div></div>	24	6	0	0	0
Total Votes Cast	160	100.00%	<div><div></div></div>	126	33	1	0	0
Overvotes	0			0	0	0	0	0
Undervotes	4			4	0	0	0	0
Contest Totals	164			130	33	1	0	0

### Proposition 10 – State of Texas

Vote For 1

	TOTAL	VOTE %		Election Day	Early Voting	Ballots By Mail	Provisional	Limited Ballot
For	87	54.72%	<div><div></div></div>	72	15	0	0	0
Against	72	45.28%	<div><div></div></div>	54	17	1	0	0
Total Votes Cast	159	100.00%	<div><div></div></div>	126	32	1	0	0
Overvotes	0			0	0	0	0	0
Undervotes	5			4	1	0	0	0
Contest Totals	164			130	33	1	0	0

### Proposition 11 – State of Texas

Vote For 1

	TOTAL	VOTE %		Election Day	Early Voting	Ballots By Mail	Provisional	Limited Ballot
For	112	74.17%	<div><div></div></div>	87	25	0	0	0
Against	39	25.83%	<div><div></div></div>	32	7	0	0	0
Total Votes Cast	151	100.00%	<div><div></div></div>	119	32	0	0	0
Overvotes	0			0	0	0	0	0
Undervotes	13			11	1	1	0	0
Contest Totals	164			130	33	1	0	0

### Proposition 12 – State of Texas

Vote For 1

	TOTAL	VOTE %		Election Day	Early Voting	Ballots By Mail	Provisional	Limited Ballot
For	80	54.42%	<div><div></div></div>	64	16	0	0	0
Against	67	45.58%	<div><div></div></div>	53	14	0	0	0
Total Votes Cast	147	100.00%	<div><div></div></div>	117	30	0	0	0
Overvotes	0			0	0	0	0	0
Undervotes	17			13	3	1	0	0
Contest Totals	164			130	33	1	0	0

## PCT 087

### Proposition 13 – State of Texas

Vote For 1

	TOTAL	VOTE %		Election Day	Early Voting	Ballots By Mail	Provisional	Limited Ballot
For	49	31.21%	<div><div></div></div>	38	11	0	0	0
Against	108	68.79%	<div><div></div></div>	86	21	1	0	0
Total Votes Cast	157	100.00%	<div><div></div></div>	124	32	1	0	0
Overvotes	0			0	0	0	0	0
Undervotes	7			6	1	0	0	0
Contest Totals	164			130	33	1	0	0

### Proposition 14 – State of Texas

Vote For 1

	TOTAL	VOTE %		Election Day	Early Voting	Ballots By Mail	Provisional	Limited Ballot
For	122	76.25%	<div><div></div></div>	92	29	1	0	0
Against	38	23.75%	<div><div></div></div>	34	4	0	0	0
Total Votes Cast	160	100.00%	<div><div></div></div>	126	33	1	0	0
Overvotes	0			0	0	0	0	0
Undervotes	4			4	0	0	0	0
Contest Totals	164			130	33	1	0	0

### Proposition A – Collin County

Vote For 1

	TOTAL	VOTE %		Election Day	Early Voting	Ballots By Mail	Provisional	Limited Ballot
For	87	54.38%	<div><div></div></div>	69	17	1	0	0
Against	73	45.62%	<div><div></div></div>	57	16	0	0	0
Total Votes Cast	160	100.00%	<div><div></div></div>	126	33	1	0	0
Overvotes	0			0	0	0	0	0
Undervotes	4			4	0	0	0	0
Contest Totals	164			130	33	1	0	0

### Proposition B – Collin County

Vote For 1

	TOTAL	VOTE %		Election Day	Early Voting	Ballots By Mail	Provisional	Limited Ballot
For	95	60.51%	<div><div></div></div>	72	23	0	0	0
Against	62	39.49%	<div><div></div></div>	53	9	0	0	0
Total Votes Cast	157	100.00%	<div><div></div></div>	125	32	0	0	0
Overvotes	0			0	0	0	0	0
Undervotes	7			5	1	1	0	0
Contest Totals	164			130	33	1	0	0

## PCT 087

### Proposition C – Collin County

Vote For 1

	TOTAL	VOTE %		Election Day	Early Voting	Ballots By Mail	Provisional	Limited Ballot
For	91	57.23%	<div><div></div></div>	73	17	1	0	0
Against	68	42.77%	<div><div></div></div>	52	16	0	0	0
Total Votes Cast	159	100.00%	<div><div></div></div>	125	33	1	0	0
Overvotes	0			0	0	0	0	0
Undervotes	5			5	0	0	0	0
Contest Totals	164			130	33	1	0	0

### Proposition D – Collin County

Vote For 1

	TOTAL	VOTE %		Election Day	Early Voting	Ballots By Mail	Provisional	Limited Ballot
For	96	60.00%	<div><div></div></div>	77	18	1	0	0
Against	64	40.00%	<div><div></div></div>	49	15	0	0	0
Total Votes Cast	160	100.00%	<div><div></div></div>	126	33	1	0	0
Overvotes	0			0	0	0	0	0
Undervotes	4			4	0	0	0	0
Contest Totals	164			130	33	1	0	0

### Proposition E – Collin County

Vote For 1

	TOTAL	VOTE %		Election Day	Early Voting	Ballots By Mail	Provisional	Limited Ballot
For	114	71.70%	<div><div></div></div>	88	25	1	0	0
Against	45	28.30%	<div><div></div></div>	37	8	0	0	0
Total Votes Cast	159	100.00%	<div><div></div></div>	125	33	1	0	0
Overvotes	0			0	0	0	0	0
Undervotes	5			5	0	0	0	0
Contest Totals	164			130	33	1	0	0

## PCT 088

### Proposition 1 – State of Texas

Vote For 1

	TOTAL	VOTE %		Election Day	Early Voting	Ballots By Mail	Provision al	Limited Ballot
For	53	66.25%	<div><div></div></div>	38	14	1	0	0
Against	27	33.75%	<div><div></div></div>	11	16	0	0	0
Total Votes Cast	80	100.00%	<div><div></div></div>	49	30	1	0	0
Overvotes	0			0	0	0	0	0
Undervotes	1			1	0	0	0	0
Contest Totals	81			50	30	1	0	0

### Proposition 2 – State of Texas

Vote For 1

	TOTAL	VOTE %		Election Day	Early Voting	Ballots By Mail	Provision al	Limited Ballot
For	60	76.92%	<div><div></div></div>	37	22	1	0	0
Against	18	23.08%	<div><div></div></div>	11	7	0	0	0
Total Votes Cast	78	100.00%	<div><div></div></div>	48	29	1	0	0
Overvotes	0			0	0	0	0	0
Undervotes	3			2	1	0	0	0
Contest Totals	81			50	30	1	0	0

### Proposition 3 – State of Texas

Vote For 1

	TOTAL	VOTE %		Election Day	Early Voting	Ballots By Mail	Provision al	Limited Ballot
For	45	56.25%	<div><div></div></div>	29	15	1	0	0
Against	35	43.75%	<div><div></div></div>	20	15	0	0	0
Total Votes Cast	80	100.00%	<div><div></div></div>	49	30	1	0	0
Overvotes	0			0	0	0	0	0
Undervotes	1			1	0	0	0	0
Contest Totals	81			50	30	1	0	0

### Proposition 4 – State of Texas

Vote For 1

	TOTAL	VOTE %		Election Day	Early Voting	Ballots By Mail	Provision al	Limited Ballot
For	60	75.00%	<div><div></div></div>	37	23	0	0	0
Against	20	25.00%	<div><div></div></div>	12	7	1	0	0
Total Votes Cast	80	100.00%	<div><div></div></div>	49	30	1	0	0
Overvotes	0			0	0	0	0	0
Undervotes	1			1	0	0	0	0
Contest Totals	81			50	30	1	0	0



## PCT 088

### Proposition 5 – State of Texas

Vote For 1

	TOTAL	VOTE %		Election Day	Early Voting	Ballots By Mail	Provisional	Limited Ballot
For	56	70.89%	<div><div></div></div>	35	20	1	0	0
Against	23	29.11%	<div><div></div></div>	14	9	0	0	0
Total Votes Cast	79	100.00%	<div><div></div></div>	49	29	1	0	0
Overvotes	0			0	0	0	0	0
Undervotes	2			1	1	0	0	0
Contest Totals	81			50	30	1	0	0

### Proposition 6 – State of Texas

Vote For 1

	TOTAL	VOTE %		Election Day	Early Voting	Ballots By Mail	Provisional	Limited Ballot
For	69	86.25%	<div><div></div></div>	42	26	1	0	0
Against	11	13.75%	<div><div></div></div>	7	4	0	0	0
Total Votes Cast	80	100.00%	<div><div></div></div>	49	30	1	0	0
Overvotes	0			0	0	0	0	0
Undervotes	1			1	0	0	0	0
Contest Totals	81			50	30	1	0	0

### Proposition 7 – State of Texas

Vote For 1

	TOTAL	VOTE %		Election Day	Early Voting	Ballots By Mail	Provisional	Limited Ballot
For	49	60.49%	<div><div></div></div>	31	17	1	0	0
Against	32	39.51%	<div><div></div></div>	19	13	0	0	0
Total Votes Cast	81	100.00%	<div><div></div></div>	50	30	1	0	0
Overvotes	0			0	0	0	0	0
Undervotes	0			0	0	0	0	0
Contest Totals	81			50	30	1	0	0

### Proposition 8 – State of Texas

Vote For 1

	TOTAL	VOTE %		Election Day	Early Voting	Ballots By Mail	Provisional	Limited Ballot
For	59	73.75%	<div><div></div></div>	37	21	1	0	0
Against	21	26.25%	<div><div></div></div>	12	9	0	0	0
Total Votes Cast	80	100.00%	<div><div></div></div>	49	30	1	0	0
Overvotes	0			0	0	0	0	0
Undervotes	1			1	0	0	0	0
Contest Totals	81			50	30	1	0	0

## PCT 088

### Proposition 9 – State of Texas

Vote For 1

	TOTAL	VOTE %		Election Day	Early Voting	Ballots By Mail	Provisional	Limited Ballot
For	68	85.00%	<div><div></div></div>	41	26	1	0	0
Against	12	15.00%	<div><div></div></div>	8	4	0	0	0
Total Votes Cast	80	100.00%	<div><div></div></div>	49	30	1	0	0
Overvotes	0			0	0	0	0	0
Undervotes	1			1	0	0	0	0
Contest Totals	81			50	30	1	0	0

### Proposition 10 – State of Texas

Vote For 1

	TOTAL	VOTE %		Election Day	Early Voting	Ballots By Mail	Provisional	Limited Ballot
For	41	52.56%	<div><div></div></div>	25	16	0	0	0
Against	37	47.44%	<div><div></div></div>	24	12	1	0	0
Total Votes Cast	78	100.00%	<div><div></div></div>	49	28	1	0	0
Overvotes	0			0	0	0	0	0
Undervotes	3			1	2	0	0	0
Contest Totals	81			50	30	1	0	0

### Proposition 11 – State of Texas

Vote For 1

	TOTAL	VOTE %		Election Day	Early Voting	Ballots By Mail	Provisional	Limited Ballot
For	50	66.67%	<div><div></div></div>	28	22	0	0	0
Against	25	33.33%	<div><div></div></div>	19	6	0	0	0
Total Votes Cast	75	100.00%	<div><div></div></div>	47	28	0	0	0
Overvotes	0			0	0	0	0	0
Undervotes	6			3	2	1	0	0
Contest Totals	81			50	30	1	0	0

### Proposition 12 – State of Texas

Vote For 1

	TOTAL	VOTE %		Election Day	Early Voting	Ballots By Mail	Provisional	Limited Ballot
For	35	50.72%	<div><div></div></div>	23	12	0	0	0
Against	34	49.28%	<div><div></div></div>	21	13	0	0	0
Total Votes Cast	69	100.00%	<div><div></div></div>	44	25	0	0	0
Overvotes	0			0	0	0	0	0
Undervotes	12			6	5	1	0	0
Contest Totals	81			50	30	1	0	0

## PCT 088

### Proposition 13 – State of Texas

Vote For 1

	TOTAL	VOTE %		Election Day	Early Voting	Ballots By Mail	Provisional	Limited Ballot
For	26	32.91%	<div><div></div></div>	16	10	0	0	0
Against	53	67.09%	<div><div></div></div>	33	19	1	0	0
Total Votes Cast	79	100.00%	<div><div></div></div>	49	29	1	0	0
Overvotes	0			0	0	0	0	0
Undervotes	2			1	1	0	0	0
Contest Totals	81			50	30	1	0	0

### Proposition 14 – State of Texas

Vote For 1

	TOTAL	VOTE %		Election Day	Early Voting	Ballots By Mail	Provisional	Limited Ballot
For	69	87.34%	<div><div></div></div>	42	26	1	0	0
Against	10	12.66%	<div><div></div></div>	7	3	0	0	0
Total Votes Cast	79	100.00%	<div><div></div></div>	49	29	1	0	0
Overvotes	0			0	0	0	0	0
Undervotes	2			1	1	0	0	0
Contest Totals	81			50	30	1	0	0

### Proposition A – Collin County

Vote For 1

	TOTAL	VOTE %		Election Day	Early Voting	Ballots By Mail	Provisional	Limited Ballot
For	43	55.13%	<div><div></div></div>	23	19	1	0	0
Against	35	44.87%	<div><div></div></div>	26	9	0	0	0
Total Votes Cast	78	100.00%	<div><div></div></div>	49	28	1	0	0
Overvotes	0			0	0	0	0	0
Undervotes	3			1	2	0	0	0
Contest Totals	81			50	30	1	0	0

### Proposition B – Collin County

Vote For 1

	TOTAL	VOTE %		Election Day	Early Voting	Ballots By Mail	Provisional	Limited Ballot
For	51	66.23%	<div><div></div></div>	33	17	1	0	0
Against	26	33.77%	<div><div></div></div>	16	10	0	0	0
Total Votes Cast	77	100.00%	<div><div></div></div>	49	27	1	0	0
Overvotes	0			0	0	0	0	0
Undervotes	4			1	3	0	0	0
Contest Totals	81			50	30	1	0	0

## PCT 088

### Proposition C – Collin County

Vote For 1

	TOTAL	VOTE %		Election Day	Early Voting	Ballots By Mail	Provisional	Limited Ballot
For	49	64.47%	<div><div></div></div>	31	18	0	0	0
Against	27	35.53%	<div><div></div></div>	18	8	1	0	0
Total Votes Cast	76	100.00%	<div><div></div></div>	49	26	1	0	0
Overvotes	0			0	0	0	0	0
Undervotes	5			1	4	0	0	0
Contest Totals	81			50	30	1	0	0

### Proposition D – Collin County

Vote For 1

	TOTAL	VOTE %		Election Day	Early Voting	Ballots By Mail	Provisional	Limited Ballot
For	51	67.11%	<div><div></div></div>	30	20	1	0	0
Against	25	32.89%	<div><div></div></div>	19	6	0	0	0
Total Votes Cast	76	100.00%	<div><div></div></div>	49	26	1	0	0
Overvotes	0			0	0	0	0	0
Undervotes	5			1	4	0	0	0
Contest Totals	81			50	30	1	0	0

### Proposition E – Collin County

Vote For 1

	TOTAL	VOTE %		Election Day	Early Voting	Ballots By Mail	Provisional	Limited Ballot
For	64	80.00%	<div><div></div></div>	38	25	1	0	0
Against	16	20.00%	<div><div></div></div>	11	5	0	0	0
Total Votes Cast	80	100.00%	<div><div></div></div>	49	30	1	0	0
Overvotes	0			0	0	0	0	0
Undervotes	1			1	0	0	0	0
Contest Totals	81			50	30	1	0	0

## PCT 089

### Proposition 1 – State of Texas

Vote For 1

	TOTAL	VOTE %		Election Day	Early Voting	Ballots By Mail	Provision al	Limited Ballot
For	247	66.58%	<div><div></div></div>	122	120	5	0	0
Against	124	33.42%	<div><div></div></div>	54	68	2	0	0
Total Votes Cast	371	100.00%	<div><div></div></div>	176	188	7	0	0
Overvotes	0			0	0	0	0	0
Undervotes	7			4	3	0	0	0
Contest Totals	378			180	191	7	0	0

### Proposition 2 – State of Texas

Vote For 1

	TOTAL	VOTE %		Election Day	Early Voting	Ballots By Mail	Provision al	Limited Ballot
For	218	59.40%	<div><div></div></div>	107	104	7	0	0
Against	149	40.60%	<div><div></div></div>	67	82	0	0	0
Total Votes Cast	367	100.00%	<div><div></div></div>	174	186	7	0	0
Overvotes	0			0	0	0	0	0
Undervotes	11			6	5	0	0	0
Contest Totals	378			180	191	7	0	0

### Proposition 3 – State of Texas

Vote For 1

	TOTAL	VOTE %		Election Day	Early Voting	Ballots By Mail	Provision al	Limited Ballot
For	268	72.04%	<div><div></div></div>	130	133	5	0	0
Against	104	27.96%	<div><div></div></div>	48	54	2	0	0
Total Votes Cast	372	100.00%	<div><div></div></div>	178	187	7	0	0
Overvotes	0			0	0	0	0	0
Undervotes	6			2	4	0	0	0
Contest Totals	378			180	191	7	0	0

### Proposition 4 – State of Texas

Vote For 1

	TOTAL	VOTE %		Election Day	Early Voting	Ballots By Mail	Provision al	Limited Ballot
For	303	81.67%	<div><div></div></div>	149	148	6	0	0
Against	68	18.33%	<div><div></div></div>	30	37	1	0	0
Total Votes Cast	371	100.00%	<div><div></div></div>	179	185	7	0	0
Overvotes	0			0	0	0	0	0
Undervotes	7			1	6	0	0	0
Contest Totals	378			180	191	7	0	0

## PCT 089

### Proposition 5 – State of Texas

Vote For 1

	TOTAL	VOTE %		Election Day	Early Voting	Ballots By Mail	Provisional	Limited Ballot
For	225	61.14%	<div><div></div></div>	108	112	5	0	0
Against	143	38.86%	<div><div></div></div>	69	72	2	0	0
Total Votes Cast	368	100.00%	<div><div></div></div>	177	184	7	0	0
Overvotes	0			0	0	0	0	0
Undervotes	10			3	7	0	0	0
Contest Totals	378			180	191	7	0	0

### Proposition 6 – State of Texas

Vote For 1

	TOTAL	VOTE %		Election Day	Early Voting	Ballots By Mail	Provisional	Limited Ballot
For	267	71.77%	<div><div></div></div>	135	126	6	0	0
Against	105	28.23%	<div><div></div></div>	43	61	1	0	0
Total Votes Cast	372	100.00%	<div><div></div></div>	178	187	7	0	0
Overvotes	0			0	0	0	0	0
Undervotes	6			2	4	0	0	0
Contest Totals	378			180	191	7	0	0

### Proposition 7 – State of Texas

Vote For 1

	TOTAL	VOTE %		Election Day	Early Voting	Ballots By Mail	Provisional	Limited Ballot
For	220	58.98%	<div><div></div></div>	109	107	4	0	0
Against	153	41.02%	<div><div></div></div>	68	82	3	0	0
Total Votes Cast	373	100.00%	<div><div></div></div>	177	189	7	0	0
Overvotes	0			0	0	0	0	0
Undervotes	5			3	2	0	0	0
Contest Totals	378			180	191	7	0	0

### Proposition 8 – State of Texas




Vote For 1

	TOTAL	VOTE %		Election Day	Early Voting	Ballots By Mail	Provisional	Limited Ballot
For	234	63.41%	<div><div></div></div>	114	114	6	0	0
Against	135	36.59%	<div><div></div></div>	61	73	1	0	0
Total Votes Cast	369	100.00%	<div><div></div></div>	175	187	7	0	0
Overvotes	0			0	0	0	0	0
Undervotes	9			5	4	0	0	0
Contest Totals	378			180	191	7	0	0

## PCT 089




### Proposition 9 – State of Texas

Vote For 1

	TOTAL	VOTE %		Election Day	Early Voting	Ballots By Mail	Provision al	Limited Ballot
For	300	80.21%		144	151	5	0	0
Against	74	19.79%		33	39	2	0	0
Total Votes Cast	374	100.00%		177	190	7	0	0
Overvotes	0			0	0	0	0	0
Undervotes	4			3	1	0	0	0
Contest Totals	378			180	191	7	0	0




### Proposition 10 – State of Texas

Vote For 1

	TOTAL	VOTE %		Election Day	Early Voting	Ballots By Mail	Provision al	Limited Ballot
For	158	42.82%		76	77	5	0	0
Against	211	57.18%		102	107	2	0	0
Total Votes Cast	369	100.00%		178	184	7	0	0
Overvotes	0			0	0	0	0	0
Undervotes	9			2	7	0	0	0
Contest Totals	378			180	191	7	0	0




### Proposition 11 – State of Texas

Vote For 1

	TOTAL	VOTE %		Election Day	Early Voting	Ballots By Mail	Provision al	Limited Ballot
For	228	64.04%		111	111	6	0	0
Against	128	35.96%		62	66	0	0	0
Total Votes Cast	356	100.00%		173	177	6	0	0
Overvotes	0			0	0	0	0	0
Undervotes	22			7	14	1	0	0
Contest Totals	378			180	191	7	0	0

### Proposition 12 – State of Texas

Vote For 1

	TOTAL	VOTE %		Election Day	Early Voting	Ballots By Mail	Provision al	Limited Ballot
For	172	52.28%		88	79	5	0	0
Against	157	47.72%		69	87	1	0	0
Total Votes Cast	329	100.00%		157	166	6	0	0
Overvotes	0			0	0	0	0	0
Undervotes	49			23	25	1	0	0
Contest Totals	378			180	191	7	0	0

## PCT 089

### Proposition 13 – State of Texas

Vote For 1

	TOTAL	VOTE %		Election Day	Early Voting	Ballots By Mail	Provisional	Limited Ballot
For	126	34.43%	<div><div></div></div>	59	64	3	0	0
Against	240	65.57%	<div><div></div></div>	112	124	4	0	0
Total Votes Cast	366	100.00%	<div><div></div></div>	171	188	7	0	0
Overvotes	0			0	0	0	0	0
Undervotes	12			9	3	0	0	0
Contest Totals	378			180	191	7	0	0

### Proposition 14 – State of Texas

Vote For 1

	TOTAL	VOTE %		Election Day	Early Voting	Ballots By Mail	Provisional	Limited Ballot
For	250	67.57%	<div><div></div></div>	119	125	6	0	0
Against	120	32.43%	<div><div></div></div>	57	62	1	0	0
Total Votes Cast	370	100.00%	<div><div></div></div>	176	187	7	0	0
Overvotes	0			0	0	0	0	0
Undervotes	8			4	4	0	0	0
Contest Totals	378			180	191	7	0	0

### Proposition A – Collin County

Vote For 1

	TOTAL	VOTE %		Election Day	Early Voting	Ballots By Mail	Provisional	Limited Ballot
For	200	55.10%	<div><div></div></div>	87	110	3	0	0
Against	163	44.90%	<div><div></div></div>	87	73	3	0	0
Total Votes Cast	363	100.00%	<div><div></div></div>	174	183	6	0	0
Overvotes	0			0	0	0	0	0
Undervotes	15			6	8	1	0	0
Contest Totals	378			180	191	7	0	0

### Proposition B – Collin County

Vote For 1

	TOTAL	VOTE %		Election Day	Early Voting	Ballots By Mail	Provisional	Limited Ballot
For	203	54.72%	<div><div></div></div>	96	101	6	0	0
Against	168	45.28%	<div><div></div></div>	82	85	1	0	0
Total Votes Cast	371	100.00%	<div><div></div></div>	178	186	7	0	0
Overvotes	0			0	0	0	0	0
Undervotes	7			2	5	0	0	0
Contest Totals	378			180	191	7	0	0



## PCT 089

### Proposition C – Collin County

Vote For 1

	TOTAL	VOTE %		Election Day	Early Voting	Ballots By Mail	Provisional	Limited Ballot
For	214	57.84%	<div><div></div></div>	96	114	4	0	0
Against	156	42.16%	<div><div></div></div>	82	72	2	0	0
Total Votes Cast	370	100.00%	<div><div></div></div>	178	186	6	0	0
Overvotes	0			0	0	0	0	0
Undervotes	8			2	5	1	0	0
Contest Totals	378			180	191	7	0	0

### Proposition D – Collin County

Vote For 1

	TOTAL	VOTE %		Election Day	Early Voting	Ballots By Mail	Provisional	Limited Ballot
For	209	56.49%	<div><div></div></div>	98	107	4	0	0
Against	161	43.51%	<div><div></div></div>	79	79	3	0	0
Total Votes Cast	370	100.00%	<div><div></div></div>	177	186	7	0	0
Overvotes	0			0	0	0	0	0
Undervotes	8			3	5	0	0	0
Contest Totals	378			180	191	7	0	0

### Proposition E – Collin County

Vote For 1

	TOTAL	VOTE %		Election Day	Early Voting	Ballots By Mail	Provisional	Limited Ballot
For	273	73.78%	<div><div></div></div>	127	141	5	0	0
Against	97	26.22%	<div><div></div></div>	50	46	1	0	0
Total Votes Cast	370	100.00%	<div><div></div></div>	177	187	6	0	0
Overvotes	0			0	0	0	0	0
Undervotes	8			3	4	1	0	0
Contest Totals	378			180	191	7	0	0

## PCT 090

### Proposition 1 – State of Texas

Vote For 1

	TOTAL	VOTE %		Election Day	Early Voting	Ballots By Mail	Provisional	Limited Ballot
For	333	72.08%	<div><div></div></div>	172	155	6	0	0
Against	129	27.92%	<div><div></div></div>	80	49	0	0	0
Total Votes Cast	462	100.00%	<div><div></div></div>	252	204	6	0	0
Overvotes	0			0	0	0	0	0
Undervotes	9			6	3	0	0	0
Contest Totals	471			258	207	6	0	0

### Proposition 2 – State of Texas

Vote For 1

	TOTAL	VOTE %		Election Day	Early Voting	Ballots By Mail	Provisional	Limited Ballot
For	289	63.66%	<div><div></div></div>	155	130	4	0	0
Against	165	36.34%	<div><div></div></div>	93	70	2	0	0
Total Votes Cast	454	100.00%	<div><div></div></div>	248	200	6	0	0
Overvotes	0			0	0	0	0	0
Undervotes	17			10	7	0	0	0
Contest Totals	471			258	207	6	0	0

### Proposition 3 – State of Texas

Vote For 1

	TOTAL	VOTE %		Election Day	Early Voting	Ballots By Mail	Provisional	Limited Ballot
For	364	78.79%	<div><div></div></div>	198	161	5	0	0
Against	98	21.21%	<div><div></div></div>	54	43	1	0	0
Total Votes Cast	462	100.00%	<div><div></div></div>	252	204	6	0	0
Overvotes	0			0	0	0	0	0
Undervotes	9			6	3	0	0	0
Contest Totals	471			258	207	6	0	0

### Proposition 4 – State of Texas

Vote For 1

	TOTAL	VOTE %		Election Day	Early Voting	Ballots By Mail	Provisional	Limited Ballot
For	416	89.85%	<div><div></div></div>	225	186	5	0	0
Against	47	10.15%	<div><div></div></div>	28	18	1	0	0
Total Votes Cast	463	100.00%	<div><div></div></div>	253	204	6	0	0
Overvotes	0			0	0	0	0	0
Undervotes	8			5	3	0	0	0
Contest Totals	471			258	207	6	0	0

## PCT 090

### Proposition 5 – State of Texas

Vote For 1

	TOTAL	VOTE %		Election Day	Early Voting	Ballots By Mail	Provisional	Limited Ballot
For	291	63.40%	<div><div></div></div>	159	127	5	0	0
Against	168	36.60%	<div><div></div></div>	91	76	1	0	0
Total Votes Cast	459	100.00%	<div><div></div></div>	250	203	6	0	0
Overvotes	0			0	0	0	0	0
Undervotes	12			8	4	0	0	0
Contest Totals	471			258	207	6	0	0

### Proposition 6 – State of Texas

Vote For 1

	TOTAL	VOTE %		Election Day	Early Voting	Ballots By Mail	Provisional	Limited Ballot
For	367	78.76%	<div><div></div></div>	198	163	6	0	0
Against	99	21.24%	<div><div></div></div>	57	42	0	0	0
Total Votes Cast	466	100.00%	<div><div></div></div>	255	205	6	0	0
Overvotes	0			0	0	0	0	0
Undervotes	5			3	2	0	0	0
Contest Totals	471			258	207	6	0	0

### Proposition 7 – State of Texas

Vote For 1

	TOTAL	VOTE %		Election Day	Early Voting	Ballots By Mail	Provisional	Limited Ballot
For	328	70.54%	<div><div></div></div>	177	147	4	0	0
Against	137	29.46%	<div><div></div></div>	78	57	2	0	0
Total Votes Cast	465	100.00%	<div><div></div></div>	255	204	6	0	0
Overvotes	0			0	0	0	0	0
Undervotes	6			3	3	0	0	0
Contest Totals	471			258	207	6	0	0

### Proposition 8 – State of Texas

Vote For 1

	TOTAL	VOTE %		Election Day	Early Voting	Ballots By Mail	Provisional	Limited Ballot
For	319	68.90%	<div><div></div></div>	163	150	6	0	0
Against	144	31.10%	<div><div></div></div>	91	53	0	0	0
Total Votes Cast	463	100.00%	<div><div></div></div>	254	203	6	0	0
Overvotes	0			0	0	0	0	0
Undervotes	8			4	4	0	0	0
Contest Totals	471			258	207	6	0	0

## PCT 090

### Proposition 9 – State of Texas

Vote For 1

	TOTAL	VOTE %		Election Day	Early Voting	Ballots By Mail	Provisional	Limited Ballot
For	354	77.46%	<div><div></div></div>	187	161	6	0	0
Against	103	22.54%	<div><div></div></div>	61	42	0	0	0
Total Votes Cast	457	100.00%	<div><div></div></div>	248	203	6	0	0
Overvotes	0			0	0	0	0	0
Undervotes	14			10	4	0	0	0
Contest Totals	471			258	207	6	0	0

### Proposition 10 – State of Texas

Vote For 1

	TOTAL	VOTE %		Election Day	Early Voting	Ballots By Mail	Provisional	Limited Ballot
For	222	49.01%	<div><div></div></div>	129	90	3	0	0
Against	231	50.99%	<div><div></div></div>	120	108	3	0	0
Total Votes Cast	453	100.00%	<div><div></div></div>	249	198	6	0	0
Overvotes	0			0	0	0	0	0
Undervotes	18			9	9	0	0	0
Contest Totals	471			258	207	6	0	0

### Proposition 11 – State of Texas

Vote For 1

	TOTAL	VOTE %		Election Day	Early Voting	Ballots By Mail	Provisional	Limited Ballot
For	279	63.12%	<div><div></div></div>	146	129	4	0	0
Against	163	36.88%	<div><div></div></div>	95	66	2	0	0
Total Votes Cast	442	100.00%	<div><div></div></div>	241	195	6	0	0
Overvotes	0			0	0	0	0	0
Undervotes	29			17	12	0	0	0
Contest Totals	471			258	207	6	0	0

### Proposition 12 – State of Texas

Vote For 1

	TOTAL	VOTE %		Election Day	Early Voting	Ballots By Mail	Provisional	Limited Ballot
For	242	56.81%	<div><div></div></div>	138	102	2	0	0
Against	184	43.19%	<div><div></div></div>	94	86	4	0	0
Total Votes Cast	426	100.00%	<div><div></div></div>	232	188	6	0	0
Overvotes	0			0	0	0	0	0
Undervotes	45			26	19	0	0	0
Contest Totals	471			258	207	6	0	0

## PCT 090

### Proposition 13 – State of Texas

Vote For 1

	TOTAL	VOTE %		Election Day	Early Voting	Ballots By Mail	Provisional	Limited Ballot
For	186	40.79%	<div><div></div></div>	103	79	4	0	0
Against	270	59.21%	<div><div></div></div>	144	125	1	0	0
Total Votes Cast	456	100.00%	<div><div></div></div>	247	204	5	0	0
Overvotes	0			0	0	0	0	0
Undervotes	15			11	3	1	0	0
Contest Totals	471			258	207	6	0	0

### Proposition 14 – State of Texas

Vote For 1

	TOTAL	VOTE %		Election Day	Early Voting	Ballots By Mail	Provisional	Limited Ballot
For	332	72.02%	<div><div></div></div>	182	144	6	0	0
Against	129	27.98%	<div><div></div></div>	70	59	0	0	0
Total Votes Cast	461	100.00%	<div><div></div></div>	252	203	6	0	0
Overvotes	0			0	0	0	0	0
Undervotes	10			6	4	0	0	0
Contest Totals	471			258	207	6	0	0

### Proposition A – Collin County

Vote For 1

	TOTAL	VOTE %		Election Day	Early Voting	Ballots By Mail	Provisional	Limited Ballot
For	267	58.42%	<div><div></div></div>	138	126	3	0	0
Against	190	41.58%	<div><div></div></div>	109	78	3	0	0
Total Votes Cast	457	100.00%	<div><div></div></div>	247	204	6	0	0
Overvotes	0			0	0	0	0	0
Undervotes	14			11	3	0	0	0
Contest Totals	471			258	207	6	0	0

### Proposition B – Collin County

Vote For 1

	TOTAL	VOTE %		Election Day	Early Voting	Ballots By Mail	Provisional	Limited Ballot
For	294	64.76%	<div><div></div></div>	163	128	3	0	0
Against	160	35.24%	<div><div></div></div>	83	74	3	0	0
Total Votes Cast	454	100.00%	<div><div></div></div>	246	202	6	0	0
Overvotes	0			0	0	0	0	0
Undervotes	17			12	5	0	0	0
Contest Totals	471			258	207	6	0	0

## PCT 090

### Proposition C – Collin County

Vote For 1

	TOTAL	VOTE %		Election Day	Early Voting	Ballots By Mail	Provision al	Limited Ballot
For	269	59.51%	<div><div></div></div>	141	124	4	0	0
Against	183	40.49%	<div><div></div></div>	105	76	2	0	0
Total Votes Cast	452	100.00%	<div><div></div></div>	246	200	6	0	0
Overvotes	0			0	0	0	0	0
Undervotes	19			12	7	0	0	0
Contest Totals	471			258	207	6	0	0

### Proposition D – Collin County

Vote For 1

	TOTAL	VOTE %		Election Day	Early Voting	Ballots By Mail	Provision al	Limited Ballot
For	302	66.08%	<div><div></div></div>	168	131	3	0	0
Against	155	33.92%	<div><div></div></div>	80	72	3	0	0
Total Votes Cast	457	100.00%	<div><div></div></div>	248	203	6	0	0
Overvotes	0			0	0	0	0	0
Undervotes	14			10	4	0	0	0
Contest Totals	471			258	207	6	0	0

### Proposition E – Collin County

Vote For 1

	TOTAL	VOTE %		Election Day	Early Voting	Ballots By Mail	Provision al	Limited Ballot
For	350	76.42%	<div><div></div></div>	190	156	4	0	0
Against	108	23.58%	<div><div></div></div>	59	47	2	0	0
Total Votes Cast	458	100.00%	<div><div></div></div>	249	203	6	0	0
Overvotes	0			0	0	0	0	0
Undervotes	13			9	4	0	0	0
Contest Totals	471			258	207	6	0	0

## PCT 091

### Proposition 1 – State of Texas

Vote For 1

	TOTAL	VOTE %		Election Day	Early Voting	Ballots By Mail	Provision al	Limited Ballot
For	255	65.05%	<div><div></div></div>	129	121	5	0	0
Against	137	34.95%	<div><div></div></div>	64	70	3	0	0
Total Votes Cast	392	100.00%	<div><div></div></div>	193	191	8	0	0
Overvotes	0			0	0	0	0	0
Undervotes	5			2	3	0	0	0
Contest Totals	397			195	194	8	0	0

### Proposition 2 – State of Texas

Vote For 1

	TOTAL	VOTE %		Election Day	Early Voting	Ballots By Mail	Provision al	Limited Ballot
For	249	64.01%	<div><div></div></div>	127	118	4	0	0
Against	140	35.99%	<div><div></div></div>	64	72	4	0	0
Total Votes Cast	389	100.00%	<div><div></div></div>	191	190	8	0	0
Overvotes	0			0	0	0	0	0
Undervotes	8			4	4	0	0	0
Contest Totals	397			195	194	8	0	0

### Proposition 3 – State of Texas

Vote For 1

	TOTAL	VOTE %		Election Day	Early Voting	Ballots By Mail	Provision al	Limited Ballot
For	215	55.27%	<div><div></div></div>	104	106	5	0	0
Against	174	44.73%	<div><div></div></div>	86	85	3	0	0
Total Votes Cast	389	100.00%	<div><div></div></div>	190	191	8	0	0
Overvotes	0			0	0	0	0	0
Undervotes	8			5	3	0	0	0
Contest Totals	397			195	194	8	0	0

### Proposition 4 – State of Texas

Vote For 1

	TOTAL	VOTE %		Election Day	Early Voting	Ballots By Mail	Provision al	Limited Ballot
For	316	80.20%	<div><div></div></div>	151	160	5	0	0
Against	78	19.80%	<div><div></div></div>	43	32	3	0	0
Total Votes Cast	394	100.00%	<div><div></div></div>	194	192	8	0	0
Overvotes	0			0	0	0	0	0
Undervotes	3			1	2	0	0	0
Contest Totals	397			195	194	8	0	0

## PCT 091

### Proposition 5 – State of Texas

Vote For 1

	TOTAL	VOTE %		Election Day	Early Voting	Ballots By Mail	Provisional	Limited Ballot
For	249	63.85%	<div><div></div></div>	127	116	6	0	0
Against	141	36.15%	<div><div></div></div>	65	74	2	0	0
Total Votes Cast	390	100.00%	<div><div></div></div>	192	190	8	0	0
Overvotes	0			0	0	0	0	0
Undervotes	7			3	4	0	0	0
Contest Totals	397			195	194	8	0	0

### Proposition 6 – State of Texas

Vote For 1

	TOTAL	VOTE %		Election Day	Early Voting	Ballots By Mail	Provisional	Limited Ballot
For	319	81.38%	<div><div></div></div>	155	156	8	0	0
Against	73	18.62%	<div><div></div></div>	37	36	0	0	0
Total Votes Cast	392	100.00%	<div><div></div></div>	192	192	8	0	0
Overvotes	0			0	0	0	0	0
Undervotes	5			3	2	0	0	0
Contest Totals	397			195	194	8	0	0

### Proposition 7 – State of Texas

Vote For 1

	TOTAL	VOTE %		Election Day	Early Voting	Ballots By Mail	Provisional	Limited Ballot
For	206	52.69%	<div><div></div></div>	101	100	5	0	0
Against	185	47.31%	<div><div></div></div>	90	92	3	0	0
Total Votes Cast	391	100.00%	<div><div></div></div>	191	192	8	0	0
Overvotes	0			0	0	0	0	0
Undervotes	6			4	2	0	0	0
Contest Totals	397			195	194	8	0	0

### Proposition 8 – State of Texas

Vote For 1

	TOTAL	VOTE %		Election Day	Early Voting	Ballots By Mail	Provisional	Limited Ballot
For	268	68.54%	<div><div></div></div>	140	121	7	0	0
Against	123	31.46%	<div><div></div></div>	52	70	1	0	0
Total Votes Cast	391	100.00%	<div><div></div></div>	192	191	8	0	0
Overvotes	0			0	0	0	0	0
Undervotes	6			3	3	0	0	0
Contest Totals	397			195	194	8	0	0



## PCT 091

### Proposition 9 – State of Texas

Vote For 1

	TOTAL	VOTE %		Election Day	Early Voting	Ballots By Mail	Provisional	Limited Ballot
For	331	84.44%	<div><div></div></div>	163	160	8	0	0
Against	61	15.56%	<div><div></div></div>	32	29	0	0	0
Total Votes Cast	392	100.00%	<div><div></div></div>	195	189	8	0	0
Overvotes	0			0	0	0	0	0
Undervotes	5			0	5	0	0	0
Contest Totals	397			195	194	8	0	0

### Proposition 10 – State of Texas

Vote For 1

	TOTAL	VOTE %		Election Day	Early Voting	Ballots By Mail	Provisional	Limited Ballot
For	159	40.98%	<div><div></div></div>	79	75	5	0	0
Against	229	59.02%	<div><div></div></div>	111	115	3	0	0
Total Votes Cast	388	100.00%	<div><div></div></div>	190	190	8	0	0
Overvotes	0			0	0	0	0	0
Undervotes	9			5	4	0	0	0
Contest Totals	397			195	194	8	0	0

### Proposition 11 – State of Texas

Vote For 1

	TOTAL	VOTE %		Election Day	Early Voting	Ballots By Mail	Provisional	Limited Ballot
For	282	74.41%	<div><div></div></div>	132	142	8	0	0
Against	97	25.59%	<div><div></div></div>	54	43	0	0	0
Total Votes Cast	379	100.00%	<div><div></div></div>	186	185	8	0	0
Overvotes	0			0	0	0	0	0
Undervotes	18			9	9	0	0	0
Contest Totals	397			195	194	8	0	0

### Proposition 12 – State of Texas

Vote For 1

	TOTAL	VOTE %		Election Day	Early Voting	Ballots By Mail	Provisional	Limited Ballot
For	200	54.95%	<div><div></div></div>	96	101	3	0	0
Against	164	45.05%	<div><div></div></div>	76	84	4	0	0
Total Votes Cast	364	100.00%	<div><div></div></div>	172	185	7	0	0
Overvotes	0			0	0	0	0	0
Undervotes	33			23	9	1	0	0
Contest Totals	397			195	194	8	0	0

## PCT 091

### Proposition 13 – State of Texas

Vote For 1

	TOTAL	VOTE %		Election Day	Early Voting	Ballots By Mail	Provisional	Limited Ballot
For	123	31.78%	<div><div></div></div>	65	56	2	0	0
Against	264	68.22%	<div><div></div></div>	125	133	6	0	0
Total Votes Cast	387	100.00%	<div><div></div></div>	190	189	8	0	0
Overvotes	0			0	0	0	0	0
Undervotes	10			5	5	0	0	0
Contest Totals	397			195	194	8	0	0

### Proposition 14 – State of Texas

Vote For 1

	TOTAL	VOTE %		Election Day	Early Voting	Ballots By Mail	Provisional	Limited Ballot
For	321	82.73%	<div><div></div></div>	158	155	8	0	0
Against	67	17.27%	<div><div></div></div>	32	35	0	0	0
Total Votes Cast	388	100.00%	<div><div></div></div>	190	190	8	0	0
Overvotes	0			0	0	0	0	0
Undervotes	9			5	4	0	0	0
Contest Totals	397			195	194	8	0	0

### Proposition A – Collin County

Vote For 1

	TOTAL	VOTE %		Election Day	Early Voting	Ballots By Mail	Provisional	Limited Ballot
For	220	57.29%	<div><div></div></div>	110	104	6	0	0
Against	164	42.71%	<div><div></div></div>	79	83	2	0	0
Total Votes Cast	384	100.00%	<div><div></div></div>	189	187	8	0	0
Overvotes	0			0	0	0	0	0
Undervotes	13			6	7	0	0	0
Contest Totals	397			195	194	8	0	0

### Proposition B – Collin County

Vote For 1

	TOTAL	VOTE %		Election Day	Early Voting	Ballots By Mail	Provisional	Limited Ballot
For	287	73.59%	<div><div></div></div>	145	136	6	0	0
Against	103	26.41%	<div><div></div></div>	45	56	2	0	0
Total Votes Cast	390	100.00%	<div><div></div></div>	190	192	8	0	0
Overvotes	0			0	0	0	0	0
Undervotes	7			5	2	0	0	0
Contest Totals	397			195	194	8	0	0

## PCT 091

### Proposition C – Collin County

Vote For 1

	TOTAL	VOTE %		Election Day	Early Voting	Ballots By Mail	Provisional	Limited Ballot
For	240	62.99%	<div><div></div></div>	119	115	6	0	0
Against	141	37.01%	<div><div></div></div>	67	72	2	0	0
Total Votes Cast	381	100.00%	<div><div></div></div>	186	187	8	0	0
Overvotes	0			0	0	0	0	0
Undervotes	16			9	7	0	0	0
Contest Totals	397			195	194	8	0	0

### Proposition D – Collin County

Vote For 1

	TOTAL	VOTE %		Election Day	Early Voting	Ballots By Mail	Provisional	Limited Ballot
For	281	72.61%	<div><div></div></div>	142	131	8	0	0
Against	106	27.39%	<div><div></div></div>	48	58	0	0	0
Total Votes Cast	387	100.00%	<div><div></div></div>	190	189	8	0	0
Overvotes	0			0	0	0	0	0
Undervotes	10			5	5	0	0	0
Contest Totals	397			195	194	8	0	0

### Proposition E – Collin County

Vote For 1

	TOTAL	VOTE %		Election Day	Early Voting	Ballots By Mail	Provisional	Limited Ballot
For	312	80.21%	<div><div></div></div>	152	152	8	0	0
Against	77	19.79%	<div><div></div></div>	39	38	0	0	0
Total Votes Cast	389	100.00%	<div><div></div></div>	191	190	8	0	0
Overvotes	0			0	0	0	0	0
Undervotes	8			4	4	0	0	0
Contest Totals	397			195	194	8	0	0

## PCT 092

### Proposition 1 – State of Texas

Vote For 1

	TOTAL	VOTE %		Election Day	Early Voting	Ballots By Mail	Provisional	Limited Ballot
For	278	72.58%	<div><div></div></div>	157	110	11	0	0
Against	105	27.42%	<div><div></div></div>	57	45	3	0	0
Total Votes Cast	383	100.00%	<div><div></div></div>	214	155	14	0	0
Overvotes	0			0	0	0	0	0
Undervotes	13			2	11	0	0	0
Contest Totals	396			216	166	14	0	0

### Proposition 2 – State of Texas

Vote For 1

	TOTAL	VOTE %		Election Day	Early Voting	Ballots By Mail	Provisional	Limited Ballot
For	251	66.58%	<div><div></div></div>	146	97	8	0	0
Against	126	33.42%	<div><div></div></div>	63	57	6	0	0
Total Votes Cast	377	100.00%	<div><div></div></div>	209	154	14	0	0
Overvotes	0			0	0	0	0	0
Undervotes	19			7	12	0	0	0
Contest Totals	396			216	166	14	0	0

### Proposition 3 – State of Texas

Vote For 1

	TOTAL	VOTE %		Election Day	Early Voting	Ballots By Mail	Provisional	Limited Ballot
For	243	63.95%	<div><div></div></div>	135	100	8	0	0
Against	137	36.05%	<div><div></div></div>	76	55	6	0	0
Total Votes Cast	380	100.00%	<div><div></div></div>	211	155	14	0	0
Overvotes	0			0	0	0	0	0
Undervotes	16			5	11	0	0	0
Contest Totals	396			216	166	14	0	0

### Proposition 4 – State of Texas

Vote For 1

	TOTAL	VOTE %		Election Day	Early Voting	Ballots By Mail	Provisional	Limited Ballot
For	303	79.74%	<div><div></div></div>	166	126	11	0	0
Against	77	20.26%	<div><div></div></div>	44	30	3	0	0
Total Votes Cast	380	100.00%	<div><div></div></div>	210	156	14	0	0
Overvotes	0			0	0	0	0	0
Undervotes	16			6	10	0	0	0
Contest Totals	396			216	166	14	0	0

## PCT 092

### Proposition 5 – State of Texas

Vote For 1

	TOTAL	VOTE %		Election Day	Early Voting	Ballots By Mail	Provision al	Limited Ballot
For	266	70.00%	<div><div></div></div>	149	107	10	0	0
Against	114	30.00%	<div><div></div></div>	63	47	4	0	0
Total Votes Cast	380	100.00%	<div><div></div></div>	212	154	14	0	0
Overvotes	0			0	0	0	0	0
Undervotes	16			4	12	0	0	0
Contest Totals	396			216	166	14	0	0

### Proposition 6 – State of Texas

Vote For 1

	TOTAL	VOTE %		Election Day	Early Voting	Ballots By Mail	Provision al	Limited Ballot
For	315	83.11%	<div><div></div></div>	173	130	12	0	0
Against	64	16.89%	<div><div></div></div>	37	25	2	0	0
Total Votes Cast	379	100.00%	<div><div></div></div>	210	155	14	0	0
Overvotes	0			0	0	0	0	0
Undervotes	17			6	11	0	0	0
Contest Totals	396			216	166	14	0	0

### Proposition 7 – State of Texas

Vote For 1

	TOTAL	VOTE %		Election Day	Early Voting	Ballots By Mail	Provision al	Limited Ballot
For	257	66.93%	<div><div></div></div>	148	99	10	0	0
Against	127	33.07%	<div><div></div></div>	66	57	4	0	0
Total Votes Cast	384	100.00%	<div><div></div></div>	214	156	14	0	0
Overvotes	0			0	0	0	0	0
Undervotes	12			2	10	0	0	0
Contest Totals	396			216	166	14	0	0

### Proposition 8 – State of Texas

Vote For 1

	TOTAL	VOTE %		Election Day	Early Voting	Ballots By Mail	Provision al	Limited Ballot
For	291	75.78%	<div><div></div></div>	162	119	10	0	0
Against	93	24.22%	<div><div></div></div>	52	37	4	0	0
Total Votes Cast	384	100.00%	<div><div></div></div>	214	156	14	0	0
Overvotes	0			0	0	0	0	0
Undervotes	12			2	10	0	0	0
Contest Totals	396			216	166	14	0	0

## PCT 092

### Proposition 9 – State of Texas

Vote For 1

	TOTAL	VOTE %		Election Day	Early Voting	Ballots By Mail	Provisional	Limited Ballot
For	331	85.09%	<div><div></div></div>	177	143	11	0	0
Against	58	14.91%	<div><div></div></div>	35	20	3	0	0
Total Votes Cast	389	100.00%	<div><div></div></div>	212	163	14	0	0
Overvotes	0			0	0	0	0	0
Undervotes	7			4	3	0	0	0
Contest Totals	396			216	166	14	0	0

### Proposition 10 – State of Texas

Vote For 1

	TOTAL	VOTE %		Election Day	Early Voting	Ballots By Mail	Provisional	Limited Ballot
For	203	54.13%	<div><div></div></div>	114	80	9	0	0
Against	172	45.87%	<div><div></div></div>	94	73	5	0	0
Total Votes Cast	375	100.00%	<div><div></div></div>	208	153	14	0	0
Overvotes	0			0	0	0	0	0
Undervotes	21			8	13	0	0	0
Contest Totals	396			216	166	14	0	0

### Proposition 11 – State of Texas

Vote For 1

	TOTAL	VOTE %		Election Day	Early Voting	Ballots By Mail	Provisional	Limited Ballot
For	266	73.48%	<div><div></div></div>	144	112	10	0	0
Against	96	26.52%	<div><div></div></div>	54	38	4	0	0
Total Votes Cast	362	100.00%	<div><div></div></div>	198	150	14	0	0
Overvotes	0			0	0	0	0	0
Undervotes	34			18	16	0	0	0
Contest Totals	396			216	166	14	0	0

### Proposition 12 – State of Texas

Vote For 1

	TOTAL	VOTE %		Election Day	Early Voting	Ballots By Mail	Provisional	Limited Ballot
For	188	55.13%	<div><div></div></div>	97	83	8	0	0
Against	153	44.87%	<div><div></div></div>	85	64	4	0	0
Total Votes Cast	341	100.00%	<div><div></div></div>	182	147	12	0	0
Overvotes	0			0	0	0	0	0
Undervotes	55			34	19	2	0	0
Contest Totals	396			216	166	14	0	0

## PCT 092

### Proposition 13 – State of Texas

Vote For 1

	TOTAL	VOTE %		Election Day	Early Voting	Ballots By Mail	Provisional	Limited Ballot
For	123	32.45%	<div><div></div></div>	58	59	6	0	0
Against	256	67.55%	<div><div></div></div>	152	96	8	0	0
Total Votes Cast	379	100.00%	<div><div></div></div>	210	155	14	0	0
Overvotes	0			0	0	0	0	0
Undervotes	17			6	11	0	0	0
Contest Totals	396			216	166	14	0	0

### Proposition 14 – State of Texas

Vote For 1

	TOTAL	VOTE %		Election Day	Early Voting	Ballots By Mail	Provisional	Limited Ballot
For	313	82.80%	<div><div></div></div>	178	125	10	0	0
Against	65	17.20%	<div><div></div></div>	33	28	4	0	0
Total Votes Cast	378	100.00%	<div><div></div></div>	211	153	14	0	0
Overvotes	0			0	0	0	0	0
Undervotes	18			5	13	0	0	0
Contest Totals	396			216	166	14	0	0

### Proposition A – Collin County

Vote For 1

	TOTAL	VOTE %		Election Day	Early Voting	Ballots By Mail	Provisional	Limited Ballot
For	234	61.58%	<div><div></div></div>	126	100	8	0	0
Against	146	38.42%	<div><div></div></div>	85	55	6	0	0
Total Votes Cast	380	100.00%	<div><div></div></div>	211	155	14	0	0
Overvotes	0			0	0	0	0	0
Undervotes	16			5	11	0	0	0
Contest Totals	396			216	166	14	0	0

### Proposition B – Collin County

Vote For 1

	TOTAL	VOTE %		Election Day	Early Voting	Ballots By Mail	Provisional	Limited Ballot
For	285	74.41%	<div><div></div></div>	156	119	10	0	0
Against	98	25.59%	<div><div></div></div>	55	39	4	0	0
Total Votes Cast	383	100.00%	<div><div></div></div>	211	158	14	0	0
Overvotes	0			0	0	0	0	0
Undervotes	13			5	8	0	0	0
Contest Totals	396			216	166	14	0	0

## PCT 092

### Proposition C – Collin County

Vote For 1

	TOTAL	VOTE %		Election Day	Early Voting	Ballots By Mail	Provisional	Limited Ballot
For	256	67.55%	<div><div></div></div>	138	108	10	0	0
Against	123	32.45%	<div><div></div></div>	72	47	4	0	0
Total Votes Cast	379	100.00%	<div><div></div></div>	210	155	14	0	0
Overvotes	0			0	0	0	0	0
Undervotes	17			6	11	0	0	0
Contest Totals	396			216	166	14	0	0

### Proposition D – Collin County

Vote For 1

	TOTAL	VOTE %		Election Day	Early Voting	Ballots By Mail	Provisional	Limited Ballot
For	271	71.32%	<div><div></div></div>	146	115	10	0	0
Against	109	28.68%	<div><div></div></div>	64	41	4	0	0
Total Votes Cast	380	100.00%	<div><div></div></div>	210	156	14	0	0
Overvotes	0			0	0	0	0	0
Undervotes	16			6	10	0	0	0
Contest Totals	396			216	166	14	0	0

### Proposition E – Collin County

Vote For 1

	TOTAL	VOTE %		Election Day	Early Voting	Ballots By Mail	Provisional	Limited Ballot
For	301	78.39%	<div><div></div></div>	169	122	10	0	0
Against	83	21.61%	<div><div></div></div>	44	35	4	0	0
Total Votes Cast	384	100.00%	<div><div></div></div>	213	157	14	0	0
Overvotes	0			0	0	0	0	0
Undervotes	12			3	9	0	0	0
Contest Totals	396			216	166	14	0	0



## PCT 093

### Proposition 1 – State of Texas

Vote For 1

	TOTAL	VOTE %		Election Day	Early Voting	Ballots By Mail	Provision al	Limited Ballot
For	56	90.32%	<div><div></div></div>	34	22	0	0	0
Against	6	9.68%	<div><div></div></div>	4	2	0	0	0
Total Votes Cast	62	100.00%	<div><div></div></div>	38	24	0	0	0
Overvotes	0			0	0	0	0	0
Undervotes	2			1	1	0	0	0
Contest Totals	64			39	25	0	0	0

### Proposition 2 – State of Texas

Vote For 1

	TOTAL	VOTE %		Election Day	Early Voting	Ballots By Mail	Provision al	Limited Ballot
For	46	77.97%	<div><div></div></div>	27	19	0	0	0
Against	13	22.03%	<div><div></div></div>	10	3	0	0	0
Total Votes Cast	59	100.00%	<div><div></div></div>	37	22	0	0	0
Overvotes	0			0	0	0	0	0
Undervotes	5			2	3	0	0	0
Contest Totals	64			39	25	0	0	0

### Proposition 3 – State of Texas

Vote For 1

	TOTAL	VOTE %		Election Day	Early Voting	Ballots By Mail	Provision al	Limited Ballot
For	51	85.00%	<div><div></div></div>	30	21	0	0	0
Against	9	15.00%	<div><div></div></div>	8	1	0	0	0
Total Votes Cast	60	100.00%	<div><div></div></div>	38	22	0	0	0
Overvotes	0			0	0	0	0	0
Undervotes	4			1	3	0	0	0
Contest Totals	64			39	25	0	0	0

### Proposition 4 – State of Texas

Vote For 1

	TOTAL	VOTE %		Election Day	Early Voting	Ballots By Mail	Provision al	Limited Ballot
For	60	95.24%	<div><div></div></div>	36	24	0	0	0
Against	3	4.76%	<div><div></div></div>	3	0	0	0	0
Total Votes Cast	63	100.00%	<div><div></div></div>	39	24	0	0	0
Overvotes	0			0	0	0	0	0
Undervotes	1			0	1	0	0	0
Contest Totals	64			39	25	0	0	0

## PCT 093

### Proposition 5 – State of Texas

Vote For 1

	TOTAL	VOTE %		Election Day	Early Voting	Ballots By Mail	Provisional	Limited Ballot
For	33	60.00%	<div><div></div></div>	17	16	0	0	0
Against	22	40.00%	<div><div></div></div>	18	4	0	0	0
Total Votes Cast	55	100.00%	<div><div></div></div>	35	20	0	0	0
Overvotes	0			0	0	0	0	0
Undervotes	9			4	5	0	0	0
Contest Totals	64			39	25	0	0	0

### Proposition 6 – State of Texas

Vote For 1

	TOTAL	VOTE %		Election Day	Early Voting	Ballots By Mail	Provisional	Limited Ballot
For	50	81.97%	<div><div></div></div>	31	19	0	0	0
Against	11	18.03%	<div><div></div></div>	7	4	0	0	0
Total Votes Cast	61	100.00%	<div><div></div></div>	38	23	0	0	0
Overvotes	0			0	0	0	0	0
Undervotes	3			1	2	0	0	0
Contest Totals	64			39	25	0	0	0

### Proposition 7 – State of Texas

Vote For 1

	TOTAL	VOTE %		Election Day	Early Voting	Ballots By Mail	Provisional	Limited Ballot
For	44	73.33%	<div><div></div></div>	26	18	0	0	0
Against	16	26.67%	<div><div></div></div>	12	4	0	0	0
Total Votes Cast	60	100.00%	<div><div></div></div>	38	22	0	0	0
Overvotes	0			0	0	0	0	0
Undervotes	4			1	3	0	0	0
Contest Totals	64			39	25	0	0	0

### Proposition 8 – State of Texas

Vote For 1

	TOTAL	VOTE %		Election Day	Early Voting	Ballots By Mail	Provisional	Limited Ballot
For	35	60.34%	<div><div></div></div>	17	18	0	0	0
Against	23	39.66%	<div><div></div></div>	18	5	0	0	0
Total Votes Cast	58	100.00%	<div><div></div></div>	35	23	0	0	0
Overvotes	0			0	0	0	0	0
Undervotes	6			4	2	0	0	0
Contest Totals	64			39	25	0	0	0

## PCT 093

### Proposition 9 – State of Texas

Vote For 1

	TOTAL	VOTE %		Election Day	Early Voting	Ballots By Mail	Provisional	Limited Ballot
For	48	78.69%	<div><div></div></div>	29	19	0	0	0
Against	13	21.31%	<div><div></div></div>	9	4	0	0	0
Total Votes Cast	61	100.00%	<div><div></div></div>	38	23	0	0	0
Overvotes	0			0	0	0	0	0
Undervotes	3			1	2	0	0	0
Contest Totals	64			39	25	0	0	0

### Proposition 10 – State of Texas

Vote For 1

	TOTAL	VOTE %		Election Day	Early Voting	Ballots By Mail	Provisional	Limited Ballot
For	35	60.34%	<div><div></div></div>	22	13	0	0	0
Against	23	39.66%	<div><div></div></div>	15	8	0	0	0
Total Votes Cast	58	100.00%	<div><div></div></div>	37	21	0	0	0
Overvotes	0			0	0	0	0	0
Undervotes	6			2	4	0	0	0
Contest Totals	64			39	25	0	0	0

### Proposition 11 – State of Texas

Vote For 1

	TOTAL	VOTE %		Election Day	Early Voting	Ballots By Mail	Provisional	Limited Ballot
For	24	43.64%	<div><div></div></div>	13	11	0	0	0
Against	31	56.36%	<div><div></div></div>	22	9	0	0	0
Total Votes Cast	55	100.00%	<div><div></div></div>	35	20	0	0	0
Overvotes	0			0	0	0	0	0
Undervotes	9			4	5	0	0	0
Contest Totals	64			39	25	0	0	0

### Proposition 12 – State of Texas

Vote For 1

	TOTAL	VOTE %		Election Day	Early Voting	Ballots By Mail	Provisional	Limited Ballot
For	29	56.86%	<div><div></div></div>	20	9	0	0	0
Against	22	43.14%	<div><div></div></div>	12	10	0	0	0
Total Votes Cast	51	100.00%	<div><div></div></div>	32	19	0	0	0
Overvotes	0			0	0	0	0	0
Undervotes	13			7	6	0	0	0
Contest Totals	64			39	25	0	0	0

## PCT 093

### Proposition 13 – State of Texas

Vote For 1

	TOTAL	VOTE %		Election Day	Early Voting	Ballots By Mail	Provisional	Limited Ballot
For	22	36.67%	<div><div></div></div>	13	9	0	0	0
Against	38	63.33%	<div><div></div></div>	25	13	0	0	0
Total Votes Cast	60	100.00%	<div><div></div></div>	38	22	0	0	0
Overvotes	0			0	0	0	0	0
Undervotes	4			1	3	0	0	0
Contest Totals	64			39	25	0	0	0

### Proposition 14 – State of Texas

Vote For 1

	TOTAL	VOTE %		Election Day	Early Voting	Ballots By Mail	Provisional	Limited Ballot
For	36	65.45%	<div><div></div></div>	22	14	0	0	0
Against	19	34.55%	<div><div></div></div>	13	6	0	0	0
Total Votes Cast	55	100.00%	<div><div></div></div>	35	20	0	0	0
Overvotes	0			0	0	0	0	0
Undervotes	9			4	5	0	0	0
Contest Totals	64			39	25	0	0	0

### Proposition A – Collin County

Vote For 1

	TOTAL	VOTE %		Election Day	Early Voting	Ballots By Mail	Provisional	Limited Ballot
For	26	44.07%	<div><div></div></div>	12	14	0	0	0
Against	33	55.93%	<div><div></div></div>	26	7	0	0	0
Total Votes Cast	59	100.00%	<div><div></div></div>	38	21	0	0	0
Overvotes	0			0	0	0	0	0
Undervotes	5			1	4	0	0	0
Contest Totals	64			39	25	0	0	0

### Proposition B – Collin County

Vote For 1

	TOTAL	VOTE %		Election Day	Early Voting	Ballots By Mail	Provisional	Limited Ballot
For	29	49.15%	<div><div></div></div>	17	12	0	0	0
Against	30	50.85%	<div><div></div></div>	21	9	0	0	0
Total Votes Cast	59	100.00%	<div><div></div></div>	38	21	0	0	0
Overvotes	0			0	0	0	0	0
Undervotes	5			1	4	0	0	0
Contest Totals	64			39	25	0	0	0

## PCT 093

### Proposition C – Collin County

Vote For 1

	TOTAL	VOTE %		Election Day	Early Voting	Ballots By Mail	Provisional	Limited Ballot
For	23	38.98%	<div><div></div></div>	12	11	0	0	0
Against	36	61.02%	<div><div></div></div>	26	10	0	0	0
Total Votes Cast	59	100.00%	<div><div></div></div>	38	21	0	0	0
Overvotes	0			0	0	0	0	0
Undervotes	5			1	4	0	0	0
Contest Totals	64			39	25	0	0	0

### Proposition D – Collin County

Vote For 1

	TOTAL	VOTE %		Election Day	Early Voting	Ballots By Mail	Provisional	Limited Ballot
For	22	37.93%	<div><div></div></div>	12	10	0	0	0
Against	36	62.07%	<div><div></div></div>	25	11	0	0	0
Total Votes Cast	58	100.00%	<div><div></div></div>	37	21	0	0	0
Overvotes	0			0	0	0	0	0
Undervotes	6			2	4	0	0	0
Contest Totals	64			39	25	0	0	0

### Proposition E – Collin County

Vote For 1

	TOTAL	VOTE %		Election Day	Early Voting	Ballots By Mail	Provisional	Limited Ballot
For	48	80.00%	<div><div></div></div>	31	17	0	0	0
Against	12	20.00%	<div><div></div></div>	7	5	0	0	0
Total Votes Cast	60	100.00%	<div><div></div></div>	38	22	0	0	0
Overvotes	0			0	0	0	0	0
Undervotes	4			1	3	0	0	0
Contest Totals	64			39	25	0	0	0

## PCT 094

### Proposition 1 – State of Texas

Vote For 1

	TOTAL	VOTE %		Election Day	Early Voting	Ballots By Mail	Provision al	Limited Ballot
For	449	66.52%	<div><div></div></div>	274	171	4	0	0
Against	226	33.48%	<div><div></div></div>	109	117	0	0	0
Total Votes Cast	675	100.00%	<div><div></div></div>	383	288	4	0	0
Overvotes	0			0	0	0	0	0
Undervotes	13			10	3	0	0	0
Contest Totals	688			393	291	4	0	0

### Proposition 2 – State of Texas

Vote For 1

	TOTAL	VOTE %		Election Day	Early Voting	Ballots By Mail	Provision al	Limited Ballot
For	448	67.07%	<div><div></div></div>	258	186	4	0	0
Against	220	32.93%	<div><div></div></div>	122	98	0	0	0
Total Votes Cast	668	100.00%	<div><div></div></div>	380	284	4	0	0
Overvotes	0			0	0	0	0	0
Undervotes	20			13	7	0	0	0
Contest Totals	688			393	291	4	0	0

### Proposition 3 – State of Texas

Vote For 1

	TOTAL	VOTE %		Election Day	Early Voting	Ballots By Mail	Provision al	Limited Ballot
For	458	67.65%	<div><div></div></div>	266	188	4	0	0
Against	219	32.35%	<div><div></div></div>	119	100	0	0	0
Total Votes Cast	677	100.00%	<div><div></div></div>	385	288	4	0	0
Overvotes	0			0	0	0	0	0
Undervotes	11			8	3	0	0	0
Contest Totals	688			393	291	4	0	0

### Proposition 4 – State of Texas

Vote For 1

	TOTAL	VOTE %		Election Day	Early Voting	Ballots By Mail	Provision al	Limited Ballot
For	571	84.59%	<div><div></div></div>	331	237	3	0	0
Against	104	15.41%	<div><div></div></div>	53	50	1	0	0
Total Votes Cast	675	100.00%	<div><div></div></div>	384	287	4	0	0
Overvotes	0			0	0	0	0	0
Undervotes	13			9	4	0	0	0
Contest Totals	688			393	291	4	0	0

## PCT 094

### Proposition 5 – State of Texas

Vote For 1

	TOTAL	VOTE %		Election Day	Early Voting	Ballots By Mail	Provisional	Limited Ballot
For	470	69.63%	<div><div></div></div>	261	206	3	0	0
Against	205	30.37%	<div><div></div></div>	120	84	1	0	0
Total Votes Cast	675	100.00%	<div><div></div></div>	381	290	4	0	0
Overvotes	0			0	0	0	0	0
Undervotes	13			12	1	0	0	0
Contest Totals	688			393	291	4	0	0

### Proposition 6 – State of Texas

Vote For 1

	TOTAL	VOTE %		Election Day	Early Voting	Ballots By Mail	Provisional	Limited Ballot
For	577	85.10%	<div><div></div></div>	327	247	3	0	0
Against	101	14.90%	<div><div></div></div>	60	40	1	0	0
Total Votes Cast	678	100.00%	<div><div></div></div>	387	287	4	0	0
Overvotes	0			0	0	0	0	0
Undervotes	10			6	4	0	0	0
Contest Totals	688			393	291	4	0	0

### Proposition 7 – State of Texas

Vote For 1

	TOTAL	VOTE %		Election Day	Early Voting	Ballots By Mail	Provisional	Limited Ballot
For	420	61.95%	<div><div></div></div>	255	162	3	0	0
Against	258	38.05%	<div><div></div></div>	131	126	1	0	0
Total Votes Cast	678	100.00%	<div><div></div></div>	386	288	4	0	0
Overvotes	0			0	0	0	0	0
Undervotes	10			7	3	0	0	0
Contest Totals	688			393	291	4	0	0

### Proposition 8 – State of Texas

Vote For 1

	TOTAL	VOTE %		Election Day	Early Voting	Ballots By Mail	Provisional	Limited Ballot
For	496	73.81%	<div><div></div></div>	292	201	3	0	0
Against	176	26.19%	<div><div></div></div>	91	84	1	0	0
Total Votes Cast	672	100.00%	<div><div></div></div>	383	285	4	0	0
Overvotes	0			0	0	0	0	0
Undervotes	16			10	6	0	0	0
Contest Totals	688			393	291	4	0	0

## PCT 094

### Proposition 9 – State of Texas

Vote For 1

	TOTAL	VOTE %		Election Day	Early Voting	Ballots By Mail	Provisional	Limited Ballot
For	555	81.98%	<div><div></div></div>	313	238	4	0	0
Against	122	18.02%	<div><div></div></div>	71	51	0	0	0
Total Votes Cast	677	100.00%	<div><div></div></div>	384	289	4	0	0
Overvotes	0			0	0	0	0	0
Undervotes	11			9	2	0	0	0
Contest Totals	688			393	291	4	0	0

### Proposition 10 – State of Texas

Vote For 1

	TOTAL	VOTE %		Election Day	Early Voting	Ballots By Mail	Provisional	Limited Ballot
For	330	49.33%	<div><div></div></div>	195	132	3	0	0
Against	339	50.67%	<div><div></div></div>	185	153	1	0	0
Total Votes Cast	669	100.00%	<div><div></div></div>	380	285	4	0	0
Overvotes	0			0	0	0	0	0
Undervotes	19			13	6	0	0	0
Contest Totals	688			393	291	4	0	0

### Proposition 11 – State of Texas

Vote For 1

	TOTAL	VOTE %		Election Day	Early Voting	Ballots By Mail	Provisional	Limited Ballot
For	448	70.00%	<div><div></div></div>	246	199	3	0	0
Against	192	30.00%	<div><div></div></div>	114	77	1	0	0
Total Votes Cast	640	100.00%	<div><div></div></div>	360	276	4	0	0
Overvotes	0			0	0	0	0	0
Undervotes	48			33	15	0	0	0
Contest Totals	688			393	291	4	0	0

### Proposition 12 – State of Texas

Vote For 1

	TOTAL	VOTE %		Election Day	Early Voting	Ballots By Mail	Provisional	Limited Ballot
For	343	56.98%	<div><div></div></div>	188	154	1	0	0
Against	259	43.02%	<div><div></div></div>	150	107	2	0	0
Total Votes Cast	602	100.00%	<div><div></div></div>	338	261	3	0	0
Overvotes	0			0	0	0	0	0
Undervotes	86			55	30	1	0	0
Contest Totals	688			393	291	4	0	0



## PCT 094

### Proposition 13 – State of Texas

Vote For 1

	TOTAL	VOTE %		Election Day	Early Voting	Ballots By Mail	Provisional	Limited Ballot
For	252	37.72%	<div><div></div></div>	139	113	0	0	0
Against	416	62.28%	<div><div></div></div>	240	172	4	0	0
Total Votes Cast	668	100.00%	<div><div></div></div>	379	285	4	0	0
Overvotes	0			0	0	0	0	0
Undervotes	20			14	6	0	0	0
Contest Totals	688			393	291	4	0	0

### Proposition 14 – State of Texas

Vote For 1

	TOTAL	VOTE %		Election Day	Early Voting	Ballots By Mail	Provisional	Limited Ballot
For	548	81.43%	<div><div></div></div>	310	237	1	0	0
Against	125	18.57%	<div><div></div></div>	72	51	2	0	0
Total Votes Cast	673	100.00%	<div><div></div></div>	382	288	3	0	0
Overvotes	0			0	0	0	0	0
Undervotes	15			11	3	1	0	0
Contest Totals	688			393	291	4	0	0

### Proposition A – Collin County

Vote For 1

	TOTAL	VOTE %		Election Day	Early Voting	Ballots By Mail	Provisional	Limited Ballot
For	388	58.26%	<div><div></div></div>	208	180	0	0	0
Against	278	41.74%	<div><div></div></div>	168	106	4	0	0
Total Votes Cast	666	100.00%	<div><div></div></div>	376	286	4	0	0
Overvotes	0			0	0	0	0	0
Undervotes	22			17	5	0	0	0
Contest Totals	688			393	291	4	0	0

### Proposition B – Collin County

Vote For 1

	TOTAL	VOTE %		Election Day	Early Voting	Ballots By Mail	Provisional	Limited Ballot
For	444	66.77%	<div><div></div></div>	245	196	3	0	0
Against	221	33.23%	<div><div></div></div>	133	87	1	0	0
Total Votes Cast	665	100.00%	<div><div></div></div>	378	283	4	0	0
Overvotes	0			0	0	0	0	0
Undervotes	23			15	8	0	0	0
Contest Totals	688			393	291	4	0	0

## PCT 094

### Proposition C – Collin County

Vote For 1

	TOTAL	VOTE %		Election Day	Early Voting	Ballots By Mail	Provisional	Limited Ballot
For	392	59.57%	<div><div></div></div>	217	172	3	0	0
Against	266	40.43%	<div><div></div></div>	156	109	1	0	0
Total Votes Cast	658	100.00%	<div><div></div></div>	373	281	4	0	0
Overvotes	0			0	0	0	0	0
Undervotes	30			20	10	0	0	0
Contest Totals	688			393	291	4	0	0

### Proposition D – Collin County

Vote For 1

	TOTAL	VOTE %		Election Day	Early Voting	Ballots By Mail	Provisional	Limited Ballot
For	450	68.08%	<div><div></div></div>	251	197	2	0	0
Against	211	31.92%	<div><div></div></div>	122	87	2	0	0
Total Votes Cast	661	100.00%	<div><div></div></div>	373	284	4	0	0
Overvotes	0			0	0	0	0	0
Undervotes	27			20	7	0	0	0
Contest Totals	688			393	291	4	0	0

### Proposition E – Collin County

Vote For 1

	TOTAL	VOTE %		Election Day	Early Voting	Ballots By Mail	Provisional	Limited Ballot
For	520	77.73%	<div><div></div></div>	293	223	4	0	0
Against	149	22.27%	<div><div></div></div>	86	63	0	0	0
Total Votes Cast	669	100.00%	<div><div></div></div>	379	286	4	0	0
Overvotes	0			0	0	0	0	0
Undervotes	19			14	5	0	0	0
Contest Totals	688			393	291	4	0	0

## PCT 095

### Proposition 1 – State of Texas

Vote For 1

	TOTAL	VOTE %		Election Day	Early Voting	Ballots By Mail	Provisional	Limited Ballot
For	365	72.71%	<div><div></div></div>	171	190	4	0	0
Against	137	27.29%	<div><div></div></div>	59	76	2	0	0
Total Votes Cast	502	100.00%	<div><div></div></div>	230	266	6	0	0
Overvotes	0			0	0	0	0	0
Undervotes	18			12	6	0	0	0
Contest Totals	520			242	272	6	0	0

### Proposition 2 – State of Texas

Vote For 1

	TOTAL	VOTE %		Election Day	Early Voting	Ballots By Mail	Provisional	Limited Ballot
For	320	65.17%	<div><div></div></div>	150	166	4	0	0
Against	171	34.83%	<div><div></div></div>	78	91	2	0	0
Total Votes Cast	491	100.00%	<div><div></div></div>	228	257	6	0	0
Overvotes	0			0	0	0	0	0
Undervotes	29			14	15	0	0	0
Contest Totals	520			242	272	6	0	0

### Proposition 3 – State of Texas

Vote For 1

	TOTAL	VOTE %		Election Day	Early Voting	Ballots By Mail	Provisional	Limited Ballot
For	318	65.03%	<div><div></div></div>	141	171	6	0	0
Against	171	34.97%	<div><div></div></div>	85	86	0	0	0
Total Votes Cast	489	100.00%	<div><div></div></div>	226	257	6	0	0
Overvotes	0			0	0	0	0	0
Undervotes	31			16	15	0	0	0
Contest Totals	520			242	272	6	0	0

### Proposition 4 – State of Texas

Vote For 1

	TOTAL	VOTE %		Election Day	Early Voting	Ballots By Mail	Provisional	Limited Ballot
For	445	88.12%	<div><div></div></div>	207	232	6	0	0
Against	60	11.88%	<div><div></div></div>	25	35	0	0	0
Total Votes Cast	505	100.00%	<div><div></div></div>	232	267	6	0	0
Overvotes	0			0	0	0	0	0
Undervotes	15			10	5	0	0	0
Contest Totals	520			242	272	6	0	0

## PCT 095

### Proposition 5 – State of Texas

Vote For 1

	TOTAL	VOTE %		Election Day	Early Voting	Ballots By Mail	Provisional	Limited Ballot
For	299	60.53%	<div><div></div></div>	139	158	2	0	0
Against	195	39.47%	<div><div></div></div>	91	100	4	0	0
Total Votes Cast	494	100.00%	<div><div></div></div>	230	258	6	0	0
Overvotes	0			0	0	0	0	0
Undervotes	26			12	14	0	0	0
Contest Totals	520			242	272	6	0	0

### Proposition 6 – State of Texas

Vote For 1

	TOTAL	VOTE %		Election Day	Early Voting	Ballots By Mail	Provisional	Limited Ballot
For	410	80.55%	<div><div></div></div>	188	216	6	0	0
Against	99	19.45%	<div><div></div></div>	49	50	0	0	0
Total Votes Cast	509	100.00%	<div><div></div></div>	237	266	6	0	0
Overvotes	0			0	0	0	0	0
Undervotes	11			5	6	0	0	0
Contest Totals	520			242	272	6	0	0

### Proposition 7 – State of Texas

Vote For 1

	TOTAL	VOTE %		Election Day	Early Voting	Ballots By Mail	Provisional	Limited Ballot
For	340	66.80%	<div><div></div></div>	171	163	6	0	0
Against	169	33.20%	<div><div></div></div>	67	102	0	0	0
Total Votes Cast	509	100.00%	<div><div></div></div>	238	265	6	0	0
Overvotes	0			0	0	0	0	0
Undervotes	11			4	7	0	0	0
Contest Totals	520			242	272	6	0	0

### Proposition 8 – State of Texas

Vote For 1

	TOTAL	VOTE %		Election Day	Early Voting	Ballots By Mail	Provisional	Limited Ballot
For	353	69.90%	<div><div></div></div>	165	186	2	0	0
Against	152	30.10%	<div><div></div></div>	69	79	4	0	0
Total Votes Cast	505	100.00%	<div><div></div></div>	234	265	6	0	0
Overvotes	0			0	0	0	0	0
Undervotes	15			8	7	0	0	0
Contest Totals	520			242	272	6	0	0

## PCT 095

### Proposition 9 – State of Texas

Vote For 1

	TOTAL	VOTE %		Election Day	Early Voting	Ballots By Mail	Provisional	Limited Ballot
For	433	84.90%	<div><div></div></div>	202	227	4	0	0
Against	77	15.10%	<div><div></div></div>	37	38	2	0	0
Total Votes Cast	510	100.00%	<div><div></div></div>	239	265	6	0	0
Overvotes	0			0	0	0	0	0
Undervotes	10			3	7	0	0	0
Contest Totals	520			242	272	6	0	0

### Proposition 10 – State of Texas

Vote For 1

	TOTAL	VOTE %		Election Day	Early Voting	Ballots By Mail	Provisional	Limited Ballot
For	252	51.43%	<div><div></div></div>	117	131	4	0	0
Against	238	48.57%	<div><div></div></div>	110	126	2	0	0
Total Votes Cast	490	100.00%	<div><div></div></div>	227	257	6	0	0
Overvotes	0			0	0	0	0	0
Undervotes	30			15	15	0	0	0
Contest Totals	520			242	272	6	0	0

### Proposition 11 – State of Texas

Vote For 1

	TOTAL	VOTE %		Election Day	Early Voting	Ballots By Mail	Provisional	Limited Ballot
For	297	63.46%	<div><div></div></div>	130	164	3	0	0
Against	171	36.54%	<div><div></div></div>	89	82	0	0	0
Total Votes Cast	468	100.00%	<div><div></div></div>	219	246	3	0	0
Overvotes	0			0	0	0	0	0
Undervotes	52			23	26	3	0	0
Contest Totals	520			242	272	6	0	0

### Proposition 12 – State of Texas

Vote For 1

	TOTAL	VOTE %		Election Day	Early Voting	Ballots By Mail	Provisional	Limited Ballot
For	246	55.28%	<div><div></div></div>	113	132	1	0	0
Against	199	44.72%	<div><div></div></div>	95	104	0	0	0
Total Votes Cast	445	100.00%	<div><div></div></div>	208	236	1	0	0
Overvotes	0			0	0	0	0	0
Undervotes	75			34	36	5	0	0
Contest Totals	520			242	272	6	0	0

## PCT 095

### Proposition 13 – State of Texas

Vote For 1

	TOTAL	VOTE %		Election Day	Early Voting	Ballots By Mail	Provisional	Limited Ballot
For	137	27.90%	<div><div></div></div>	57	80	0	0	0
Against	354	72.10%	<div><div></div></div>	172	177	5	0	0
Total Votes Cast	491	100.00%	<div><div></div></div>	229	257	5	0	0
Overvotes	0			0	0	0	0	0
Undervotes	29			13	15	1	0	0
Contest Totals	520			242	272	6	0	0

### Proposition 14 – State of Texas

Vote For 1

	TOTAL	VOTE %		Election Day	Early Voting	Ballots By Mail	Provisional	Limited Ballot
For	383	76.29%	<div><div></div></div>	178	200	5	0	0
Against	119	23.71%	<div><div></div></div>	59	60	0	0	0
Total Votes Cast	502	100.00%	<div><div></div></div>	237	260	5	0	0
Overvotes	0			0	0	0	0	0
Undervotes	18			5	12	1	0	0
Contest Totals	520			242	272	6	0	0

### Proposition A – Collin County

Vote For 1

	TOTAL	VOTE %		Election Day	Early Voting	Ballots By Mail	Provisional	Limited Ballot
For	279	55.91%	<div><div></div></div>	129	145	5	0	0
Against	220	44.09%	<div><div></div></div>	104	116	0	0	0
Total Votes Cast	499	100.00%	<div><div></div></div>	233	261	5	0	0
Overvotes	0			0	0	0	0	0
Undervotes	21			9	11	1	0	0
Contest Totals	520			242	272	6	0	0

### Proposition B – Collin County

Vote For 1

	TOTAL	VOTE %		Election Day	Early Voting	Ballots By Mail	Provisional	Limited Ballot
For	333	66.47%	<div><div></div></div>	155	175	3	0	0
Against	168	33.53%	<div><div></div></div>	79	87	2	0	0
Total Votes Cast	501	100.00%	<div><div></div></div>	234	262	5	0	0
Overvotes	0			0	0	0	0	0
Undervotes	19			8	10	1	0	0
Contest Totals	520			242	272	6	0	0

## PCT 095

### Proposition C – Collin County

Vote For 1

	TOTAL	VOTE %		Election Day	Early Voting	Ballots By Mail	Provisional	Limited Ballot
For	276	56.33%	<div><div></div></div>	123	149	4	0	0
Against	214	43.67%	<div><div></div></div>	106	107	1	0	0
Total Votes Cast	490	100.00%	<div><div></div></div>	229	256	5	0	0
Overvotes	0			0	0	0	0	0
Undervotes	30			13	16	1	0	0
Contest Totals	520			242	272	6	0	0

### Proposition D – Collin County

Vote For 1

	TOTAL	VOTE %		Election Day	Early Voting	Ballots By Mail	Provisional	Limited Ballot
For	306	62.20%	<div><div></div></div>	135	168	3	0	0
Against	186	37.80%	<div><div></div></div>	98	86	2	0	0
Total Votes Cast	492	100.00%	<div><div></div></div>	233	254	5	0	0
Overvotes	0			0	0	0	0	0
Undervotes	28			9	18	1	0	0
Contest Totals	520			242	272	6	0	0

### Proposition E – Collin County

Vote For 1

	TOTAL	VOTE %		Election Day	Early Voting	Ballots By Mail	Provisional	Limited Ballot
For	383	77.06%	<div><div></div></div>	177	203	3	0	0
Against	114	22.94%	<div><div></div></div>	58	54	2	0	0
Total Votes Cast	497	100.00%	<div><div></div></div>	235	257	5	0	0
Overvotes	0			0	0	0	0	0
Undervotes	23			7	15	1	0	0
Contest Totals	520			242	272	6	0	0

### Proposition A – City of Allen

Vote For 1

	TOTAL	VOTE %		Election Day	Early Voting	Ballots By Mail	Provisional	Limited Ballot
For	413	81.78%	<div><div></div></div>	193	215	5	0	0
Against	92	18.22%	<div><div></div></div>	44	48	0	0	0
Total Votes Cast	505	100.00%	<div><div></div></div>	237	263	5	0	0
Overvotes	0			0	0	0	0	0
Undervotes	15			5	9	1	0	0
Contest Totals	520			242	272	6	0	0

## PCT 095

### Proposition B – City of Allen

Vote For 1

	TOTAL	VOTE %		Election Day	Early Voting	Ballots By Mail	Provisional	Limited Ballot
For	324	64.54%	<div><div></div></div>	141	181	2	0	0
Against	178	35.46%	<div><div></div></div>	95	80	3	0	0
Total Votes Cast	502	100.00%	<div><div></div></div>	236	261	5	0	0
Overvotes	0			0	0	0	0	0
Undervotes	18			6	11	1	0	0
Contest Totals	520			242	272	6	0	0

### Proposition C – City of Allen

Vote For 1

	TOTAL	VOTE %		Election Day	Early Voting	Ballots By Mail	Provisional	Limited Ballot
For	245	49.00%	<div><div></div></div>	113	132	0	0	0
Against	255	51.00%	<div><div></div></div>	120	130	5	0	0
Total Votes Cast	500	100.00%	<div><div></div></div>	233	262	5	0	0
Overvotes	0			0	0	0	0	0
Undervotes	20			9	10	1	0	0
Contest Totals	520			242	272	6	0	0

### Proposition D – City of Allen

Vote For 1

	TOTAL	VOTE %		Election Day	Early Voting	Ballots By Mail	Provisional	Limited Ballot
For	326	64.81%	<div><div></div></div>	151	173	2	0	0
Against	177	35.19%	<div><div></div></div>	86	88	3	0	0
Total Votes Cast	503	100.00%	<div><div></div></div>	237	261	5	0	0
Overvotes	0			0	0	0	0	0
Undervotes	17			5	11	1	0	0
Contest Totals	520			242	272	6	0	0

### Proposition E – City of Allen

Vote For 1

	TOTAL	VOTE %		Election Day	Early Voting	Ballots By Mail	Provisional	Limited Ballot
For	319	62.92%	<div><div></div></div>	142	176	1	0	0
Against	188	37.08%	<div><div></div></div>	94	90	4	0	0
Total Votes Cast	507	100.00%	<div><div></div></div>	236	266	5	0	0
Overvotes	0			0	0	0	0	0
Undervotes	13			6	6	1	0	0
Contest Totals	520			242	272	6	0	0



## PCT 096

### Proposition 1 – State of Texas

Vote For 1

	TOTAL	VOTE %		Election Day	Early Voting	Ballots By Mail	Provisional	Limited Ballot
For	97	86.61%	<div><div></div></div>	56	40	0	1	0
Against	15	13.39%	<div><div></div></div>	10	5	0	0	0
Total Votes Cast	112	100.00%	<div><div></div></div>	66	45	0	1	0
Overvotes	0			0	0	0	0	0
Undervotes	0			0	0	0	0	0
Contest Totals	112			66	45	0	1	0

### Proposition 2 – State of Texas

Vote For 1

	TOTAL	VOTE %		Election Day	Early Voting	Ballots By Mail	Provisional	Limited Ballot
For	74	66.67%	<div><div></div></div>	43	30	0	1	0
Against	37	33.33%	<div><div></div></div>	23	14	0	0	0
Total Votes Cast	111	100.00%	<div><div></div></div>	66	44	0	1	0
Overvotes	0			0	0	0	0	0
Undervotes	1			0	1	0	0	0
Contest Totals	112			66	45	0	1	0

### Proposition 3 – State of Texas

Vote For 1

	TOTAL	VOTE %		Election Day	Early Voting	Ballots By Mail	Provisional	Limited Ballot
For	81	74.31%	<div><div></div></div>	46	34	0	1	0
Against	28	25.69%	<div><div></div></div>	18	10	0	0	0
Total Votes Cast	109	100.00%	<div><div></div></div>	64	44	0	1	0
Overvotes	0			0	0	0	0	0
Undervotes	3			2	1	0	0	0
Contest Totals	112			66	45	0	1	0

### Proposition 4 – State of Texas

Vote For 1

	TOTAL	VOTE %		Election Day	Early Voting	Ballots By Mail	Provisional	Limited Ballot
For	92	82.88%	<div><div></div></div>	52	40	0	0	0
Against	19	17.12%	<div><div></div></div>	13	5	0	1	0
Total Votes Cast	111	100.00%	<div><div></div></div>	65	45	0	1	0
Overvotes	0			0	0	0	0	0
Undervotes	1			1	0	0	0	0
Contest Totals	112			66	45	0	1	0

## PCT 096

### Proposition 5 – State of Texas

Vote For 1

	TOTAL	VOTE %		Election Day	Early Voting	Ballots By Mail	Provisional	Limited Ballot
For	68	62.96%	<div><div></div></div>	38	29	0	1	0
Against	40	37.04%	<div><div></div></div>	25	15	0	0	0
Total Votes Cast	108	100.00%	<div><div></div></div>	63	44	0	1	0
Overvotes	0			0	0	0	0	0
Undervotes	4			3	1	0	0	0
Contest Totals	112			66	45	0	1	0

### Proposition 6 – State of Texas

Vote For 1

	TOTAL	VOTE %		Election Day	Early Voting	Ballots By Mail	Provisional	Limited Ballot
For	82	74.55%	<div><div></div></div>	47	34	0	1	0
Against	28	25.45%	<div><div></div></div>	18	10	0	0	0
Total Votes Cast	110	100.00%	<div><div></div></div>	65	44	0	1	0
Overvotes	0			0	0	0	0	0
Undervotes	2			1	1	0	0	0
Contest Totals	112			66	45	0	1	0

### Proposition 7 – State of Texas

Vote For 1

	TOTAL	VOTE %		Election Day	Early Voting	Ballots By Mail	Provisional	Limited Ballot
For	77	68.75%	<div><div></div></div>	44	32	0	1	0
Against	35	31.25%	<div><div></div></div>	22	13	0	0	0
Total Votes Cast	112	100.00%	<div><div></div></div>	66	45	0	1	0
Overvotes	0			0	0	0	0	0
Undervotes	0			0	0	0	0	0
Contest Totals	112			66	45	0	1	0

### Proposition 8 – State of Texas

Vote For 1

	TOTAL	VOTE %		Election Day	Early Voting	Ballots By Mail	Provisional	Limited Ballot
For	75	68.18%	<div><div></div></div>	44	30	0	1	0
Against	35	31.82%	<div><div></div></div>	20	15	0	0	0
Total Votes Cast	110	100.00%	<div><div></div></div>	64	45	0	1	0
Overvotes	0			0	0	0	0	0
Undervotes	2			2	0	0	0	0
Contest Totals	112			66	45	0	1	0

## PCT 096

### Proposition 9 – State of Texas

Vote For 1

	TOTAL	VOTE %		Election Day	Early Voting	Ballots By Mail	Provisional	Limited Ballot
For	93	83.78%	<div><div></div></div>	57	35	0	1	0
Against	18	16.22%	<div><div></div></div>	9	9	0	0	0
Total Votes Cast	111	100.00%	<div><div></div></div>	66	44	0	1	0
Overvotes	0			0	0	0	0	0
Undervotes	1			0	1	0	0	0
Contest Totals	112			66	45	0	1	0

### Proposition 10 – State of Texas

Vote For 1

	TOTAL	VOTE %		Election Day	Early Voting	Ballots By Mail	Provisional	Limited Ballot
For	63	57.80%	<div><div></div></div>	37	26	0	0	0
Against	46	42.20%	<div><div></div></div>	28	17	0	1	0
Total Votes Cast	109	100.00%	<div><div></div></div>	65	43	0	1	0
Overvotes	0			0	0	0	0	0
Undervotes	3			1	2	0	0	0
Contest Totals	112			66	45	0	1	0

### Proposition 11 – State of Texas

Vote For 1

	TOTAL	VOTE %		Election Day	Early Voting	Ballots By Mail	Provisional	Limited Ballot
For	59	54.63%	<div><div></div></div>	34	24	0	1	0
Against	49	45.37%	<div><div></div></div>	30	19	0	0	0
Total Votes Cast	108	100.00%	<div><div></div></div>	64	43	0	1	0
Overvotes	0			0	0	0	0	0
Undervotes	4			2	2	0	0	0
Contest Totals	112			66	45	0	1	0

### Proposition 12 – State of Texas

Vote For 1

	TOTAL	VOTE %		Election Day	Early Voting	Ballots By Mail	Provisional	Limited Ballot
For	49	48.51%	<div><div></div></div>	27	21	0	1	0
Against	52	51.49%	<div><div></div></div>	32	20	0	0	0
Total Votes Cast	101	100.00%	<div><div></div></div>	59	41	0	1	0
Overvotes	0			0	0	0	0	0
Undervotes	11			7	4	0	0	0
Contest Totals	112			66	45	0	1	0

## PCT 096

### Proposition 13 – State of Texas

Vote For 1

	TOTAL	VOTE %		Election Day	Early Voting	Ballots By Mail	Provisional	Limited Ballot
For	43	38.74%	<div><div></div></div>	22	21	0	0	0
Against	68	61.26%	<div><div></div></div>	44	23	0	1	0
Total Votes Cast	111	100.00%	<div><div></div></div>	66	44	0	1	0
Overvotes	0			0	0	0	0	0
Undervotes	1			0	1	0	0	0
Contest Totals	112			66	45	0	1	0

### Proposition 14 – State of Texas

Vote For 1

	TOTAL	VOTE %		Election Day	Early Voting	Ballots By Mail	Provisional	Limited Ballot
For	84	76.36%	<div><div></div></div>	53	30	0	1	0
Against	26	23.64%	<div><div></div></div>	11	15	0	0	0
Total Votes Cast	110	100.00%	<div><div></div></div>	64	45	0	1	0
Overvotes	0			0	0	0	0	0
Undervotes	2			2	0	0	0	0
Contest Totals	112			66	45	0	1	0

### Proposition A – Collin County

Vote For 1

	TOTAL	VOTE %		Election Day	Early Voting	Ballots By Mail	Provisional	Limited Ballot
For	44	40.00%	<div><div></div></div>	19	25	0	0	0
Against	66	60.00%	<div><div></div></div>	46	19	0	1	0
Total Votes Cast	110	100.00%	<div><div></div></div>	65	44	0	1	0
Overvotes	0			0	0	0	0	0
Undervotes	2			1	1	0	0	0
Contest Totals	112			66	45	0	1	0

### Proposition B – Collin County

Vote For 1

	TOTAL	VOTE %		Election Day	Early Voting	Ballots By Mail	Provisional	Limited Ballot
For	67	60.91%	<div><div></div></div>	41	25	0	1	0
Against	43	39.09%	<div><div></div></div>	25	18	0	0	0
Total Votes Cast	110	100.00%	<div><div></div></div>	66	43	0	1	0
Overvotes	0			0	0	0	0	0
Undervotes	2			0	2	0	0	0
Contest Totals	112			66	45	0	1	0

## PCT 096

### Proposition C – Collin County

Vote For 1

	TOTAL	VOTE %		Election Day	Early Voting	Ballots By Mail	Provisional	Limited Ballot
For	52	47.71%	<div><div></div></div>	29	23	0	0	0
Against	57	52.29%	<div><div></div></div>	36	20	0	1	0
Total Votes Cast	109	100.00%	<div><div></div></div>	65	43	0	1	0
Overvotes	0			0	0	0	0	0
Undervotes	3			1	2	0	0	0
Contest Totals	112			66	45	0	1	0

### Proposition D – Collin County

Vote For 1

	TOTAL	VOTE %		Election Day	Early Voting	Ballots By Mail	Provisional	Limited Ballot
For	55	50.00%	<div><div></div></div>	36	18	0	1	0
Against	55	50.00%	<div><div></div></div>	29	26	0	0	0
Total Votes Cast	110	100.00%	<div><div></div></div>	65	44	0	1	0
Overvotes	0			0	0	0	0	0
Undervotes	2			1	1	0	0	0
Contest Totals	112			66	45	0	1	0

### Proposition E – Collin County

Vote For 1

	TOTAL	VOTE %		Election Day	Early Voting	Ballots By Mail	Provisional	Limited Ballot
For	69	62.16%	<div><div></div></div>	38	30	0	1	0
Against	42	37.84%	<div><div></div></div>	28	14	0	0	0
Total Votes Cast	111	100.00%	<div><div></div></div>	66	44	0	1	0
Overvotes	0			0	0	0	0	0
Undervotes	1			0	1	0	0	0
Contest Totals	112			66	45	0	1	0

## PCT 097

### Proposition 1 – State of Texas

Vote For 1

	TOTAL	VOTE %		Election Day	Early Voting	Ballots By Mail	Provisional	Limited Ballot
For	205	76.78%	<div><div></div></div>	101	101	3	0	0
Against	62	23.22%	<div><div></div></div>	28	32	2	0	0
Total Votes Cast	267	100.00%	<div><div></div></div>	129	133	5	0	0
Overvotes	0			0	0	0	0	0
Undervotes	3			2	0	1	0	0
Contest Totals	270			131	133	6	0	0

### Proposition 2 – State of Texas

Vote For 1

	TOTAL	VOTE %		Election Day	Early Voting	Ballots By Mail	Provisional	Limited Ballot
For	156	60.47%	<div><div></div></div>	72	84	0	0	0
Against	102	39.53%	<div><div></div></div>	50	48	4	0	0
Total Votes Cast	258	100.00%	<div><div></div></div>	122	132	4	0	0
Overvotes	0			0	0	0	0	0
Undervotes	12			9	1	2	0	0
Contest Totals	270			131	133	6	0	0

### Proposition 3 – State of Texas

Vote For 1

	TOTAL	VOTE %		Election Day	Early Voting	Ballots By Mail	Provisional	Limited Ballot
For	209	78.87%	<div><div></div></div>	105	101	3	0	0
Against	56	21.13%	<div><div></div></div>	23	31	2	0	0
Total Votes Cast	265	100.00%	<div><div></div></div>	128	132	5	0	0
Overvotes	0			0	0	0	0	0
Undervotes	5			3	1	1	0	0
Contest Totals	270			131	133	6	0	0

### Proposition 4 – State of Texas

Vote For 1

	TOTAL	VOTE %		Election Day	Early Voting	Ballots By Mail	Provisional	Limited Ballot
For	246	92.83%	<div><div></div></div>	121	122	3	0	0
Against	19	7.17%	<div><div></div></div>	7	10	2	0	0
Total Votes Cast	265	100.00%	<div><div></div></div>	128	132	5	0	0
Overvotes	0			0	0	0	0	0
Undervotes	5			3	1	1	0	0
Contest Totals	270			131	133	6	0	0

## PCT 097

### Proposition 5 – State of Texas

Vote For 1

	TOTAL	VOTE %		Election Day	Early Voting	Ballots By Mail	Provisional	Limited Ballot
For	172	66.15%	<div><div></div></div>	78	89	5	0	0
Against	88	33.85%	<div><div></div></div>	46	42	0	0	0
Total Votes Cast	260	100.00%	<div><div></div></div>	124	131	5	0	0
Overvotes	0			0	0	0	0	0
Undervotes	10			7	2	1	0	0
Contest Totals	270			131	133	6	0	0

### Proposition 6 – State of Texas

Vote For 1

	TOTAL	VOTE %		Election Day	Early Voting	Ballots By Mail	Provisional	Limited Ballot
For	218	83.52%	<div><div></div></div>	101	112	5	0	0
Against	43	16.48%	<div><div></div></div>	24	19	0	0	0
Total Votes Cast	261	100.00%	<div><div></div></div>	125	131	5	0	0
Overvotes	0			0	0	0	0	0
Undervotes	9			6	2	1	0	0
Contest Totals	270			131	133	6	0	0

### Proposition 7 – State of Texas

Vote For 1

	TOTAL	VOTE %		Election Day	Early Voting	Ballots By Mail	Provisional	Limited Ballot
For	187	70.83%	<div><div></div></div>	92	91	4	0	0
Against	77	29.17%	<div><div></div></div>	36	40	1	0	0
Total Votes Cast	264	100.00%	<div><div></div></div>	128	131	5	0	0
Overvotes	0			0	0	0	0	0
Undervotes	6			3	2	1	0	0
Contest Totals	270			131	133	6	0	0

### Proposition 8 – State of Texas

Vote For 1

	TOTAL	VOTE %		Election Day	Early Voting	Ballots By Mail	Provisional	Limited Ballot
For	184	69.96%	<div><div></div></div>	79	101	4	0	0
Against	79	30.04%	<div><div></div></div>	47	31	1	0	0
Total Votes Cast	263	100.00%	<div><div></div></div>	126	132	5	0	0
Overvotes	0			0	0	0	0	0
Undervotes	7			5	1	1	0	0
Contest Totals	270			131	133	6	0	0

## PCT 097

### Proposition 9 – State of Texas

Vote For 1

	TOTAL	VOTE %		Election Day	Early Voting	Ballots By Mail	Provisional	Limited Ballot
For	226	85.93%	<div><div></div></div>	104	119	3	0	0
Against	37	14.07%	<div><div></div></div>	23	13	1	0	0
Total Votes Cast	263	100.00%	<div><div></div></div>	127	132	4	0	0
Overvotes	0			0	0	0	0	0
Undervotes	7			4	1	2	0	0
Contest Totals	270			131	133	6	0	0

### Proposition 10 – State of Texas

Vote For 1

	TOTAL	VOTE %		Election Day	Early Voting	Ballots By Mail	Provisional	Limited Ballot
For	135	52.12%	<div><div></div></div>	60	74	1	0	0
Against	124	47.88%	<div><div></div></div>	64	57	3	0	0
Total Votes Cast	259	100.00%	<div><div></div></div>	124	131	4	0	0
Overvotes	0			0	0	0	0	0
Undervotes	11			7	2	2	0	0
Contest Totals	270			131	133	6	0	0

### Proposition 11 – State of Texas

Vote For 1

	TOTAL	VOTE %		Election Day	Early Voting	Ballots By Mail	Provisional	Limited Ballot
For	175	71.14%	<div><div></div></div>	77	95	3	0	0
Against	71	28.86%	<div><div></div></div>	36	34	1	0	0
Total Votes Cast	246	100.00%	<div><div></div></div>	113	129	4	0	0
Overvotes	0			0	0	0	0	0
Undervotes	24			18	4	2	0	0
Contest Totals	270			131	133	6	0	0

### Proposition 12 – State of Texas

Vote For 1

	TOTAL	VOTE %		Election Day	Early Voting	Ballots By Mail	Provisional	Limited Ballot
For	155	67.10%	<div><div></div></div>	62	91	2	0	0
Against	76	32.90%	<div><div></div></div>	40	33	3	0	0
Total Votes Cast	231	100.00%	<div><div></div></div>	102	124	5	0	0
Overvotes	0			0	0	0	0	0
Undervotes	39			29	9	1	0	0
Contest Totals	270			131	133	6	0	0



## PCT 097

### Proposition 13 – State of Texas

Vote For 1

	TOTAL	VOTE %		Election Day	Early Voting	Ballots By Mail	Provisional	Limited Ballot
For	126	48.65%	<div><div></div></div>	65	61	0	0	0
Against	133	51.35%	<div><div></div></div>	59	69	5	0	0
Total Votes Cast	259	100.00%	<div><div></div></div>	124	130	5	0	0
Overvotes	0			0	0	0	0	0
Undervotes	11			7	3	1	0	0
Contest Totals	270			131	133	6	0	0

### Proposition 14 – State of Texas

Vote For 1

	TOTAL	VOTE %		Election Day	Early Voting	Ballots By Mail	Provisional	Limited Ballot
For	219	82.95%	<div><div></div></div>	104	110	5	0	0
Against	45	17.05%	<div><div></div></div>	23	21	1	0	0
Total Votes Cast	264	100.00%	<div><div></div></div>	127	131	6	0	0
Overvotes	0			0	0	0	0	0
Undervotes	6			4	2	0	0	0
Contest Totals	270			131	133	6	0	0

### Proposition A – Collin County

Vote For 1

	TOTAL	VOTE %		Election Day	Early Voting	Ballots By Mail	Provisional	Limited Ballot
For	160	62.02%	<div><div></div></div>	73	83	4	0	0
Against	98	37.98%	<div><div></div></div>	49	47	2	0	0
Total Votes Cast	258	100.00%	<div><div></div></div>	122	130	6	0	0
Overvotes	0			0	0	0	0	0
Undervotes	12			9	3	0	0	0
Contest Totals	270			131	133	6	0	0

### Proposition B – Collin County

Vote For 1

	TOTAL	VOTE %		Election Day	Early Voting	Ballots By Mail	Provisional	Limited Ballot
For	200	75.19%	<div><div></div></div>	88	107	5	0	0
Against	66	24.81%	<div><div></div></div>	39	26	1	0	0
Total Votes Cast	266	100.00%	<div><div></div></div>	127	133	6	0	0
Overvotes	0			0	0	0	0	0
Undervotes	4			4	0	0	0	0
Contest Totals	270			131	133	6	0	0

## PCT 097

### Proposition C – Collin County

Vote For 1

	TOTAL	VOTE %		Election Day	Early Voting	Ballots By Mail	Provisional	Limited Ballot
For	155	60.31%	<div><div></div></div>	64	87	4	0	0
Against	102	39.69%	<div><div></div></div>	56	45	1	0	0
Total Votes Cast	257	100.00%	<div><div></div></div>	120	132	5	0	0
Overvotes	0			0	0	0	0	0
Undervotes	13			11	1	1	0	0
Contest Totals	270			131	133	6	0	0

### Proposition D – Collin County

Vote For 1

	TOTAL	VOTE %		Election Day	Early Voting	Ballots By Mail	Provisional	Limited Ballot
For	182	69.47%	<div><div></div></div>	83	95	4	0	0
Against	80	30.53%	<div><div></div></div>	42	37	1	0	0
Total Votes Cast	262	100.00%	<div><div></div></div>	125	132	5	0	0
Overvotes	0			0	0	0	0	0
Undervotes	8			6	1	1	0	0
Contest Totals	270			131	133	6	0	0

### Proposition E – Collin County

Vote For 1

	TOTAL	VOTE %		Election Day	Early Voting	Ballots By Mail	Provisional	Limited Ballot
For	211	80.53%	<div><div></div></div>	91	114	6	0	0
Against	51	19.47%	<div><div></div></div>	33	18	0	0	0
Total Votes Cast	262	100.00%	<div><div></div></div>	124	132	6	0	0
Overvotes	0			0	0	0	0	0
Undervotes	8			7	1	0	0	0
Contest Totals	270			131	133	6	0	0

## PCT 098

### Proposition 1 – State of Texas

Vote For 1

	TOTAL	VOTE %		Election Day	Early Voting	Ballots By Mail	Provision al	Limited Ballot
For	118	81.94%	<div><div></div></div>	52	45	21	0	0
Against	26	18.06%	<div><div></div></div>	14	11	1	0	0
Total Votes Cast	144	100.00%	<div><div></div></div>	66	56	22	0	0
Overvotes	0			0	0	0	0	0
Undervotes	2			0	2	0	0	0
Contest Totals	146			66	58	22	0	0

### Proposition 2 – State of Texas

Vote For 1

	TOTAL	VOTE %		Election Day	Early Voting	Ballots By Mail	Provision al	Limited Ballot
For	101	71.63%	<div><div></div></div>	42	47	12	0	0
Against	40	28.37%	<div><div></div></div>	20	10	10	0	0
Total Votes Cast	141	100.00%	<div><div></div></div>	62	57	22	0	0
Overvotes	0			0	0	0	0	0
Undervotes	5			4	1	0	0	0
Contest Totals	146			66	58	22	0	0

### Proposition 3 – State of Texas

Vote For 1

	TOTAL	VOTE %		Election Day	Early Voting	Ballots By Mail	Provision al	Limited Ballot
For	99	70.71%	<div><div></div></div>	52	35	12	0	0
Against	41	29.29%	<div><div></div></div>	11	20	10	0	0
Total Votes Cast	140	100.00%	<div><div></div></div>	63	55	22	0	0
Overvotes	0			0	0	0	0	0
Undervotes	6			3	3	0	0	0
Contest Totals	146			66	58	22	0	0

### Proposition 4 – State of Texas

Vote For 1

	TOTAL	VOTE %		Election Day	Early Voting	Ballots By Mail	Provision al	Limited Ballot
For	116	82.27%	<div><div></div></div>	53	44	19	0	0
Against	25	17.73%	<div><div></div></div>	11	12	2	0	0
Total Votes Cast	141	100.00%	<div><div></div></div>	64	56	21	0	0
Overvotes	0			0	0	0	0	0
Undervotes	5			2	2	1	0	0
Contest Totals	146			66	58	22	0	0

## PCT 098

### Proposition 5 – State of Texas

Vote For 1

	TOTAL	VOTE %		Election Day	Early Voting	Ballots By Mail	Provisional	Limited Ballot
For	100	71.43%	<div><div></div></div>	45	41	14	0	0
Against	40	28.57%	<div><div></div></div>	18	15	7	0	0
Total Votes Cast	140	100.00%	<div><div></div></div>	63	56	21	0	0
Overvotes	0			0	0	0	0	0
Undervotes	6			3	2	1	0	0
Contest Totals	146			66	58	22	0	0

### Proposition 6 – State of Texas

Vote For 1

	TOTAL	VOTE %		Election Day	Early Voting	Ballots By Mail	Provisional	Limited Ballot
For	125	86.81%	<div><div></div></div>	55	50	20	0	0
Against	19	13.19%	<div><div></div></div>	10	7	2	0	0
Total Votes Cast	144	100.00%	<div><div></div></div>	65	57	22	0	0
Overvotes	0			0	0	0	0	0
Undervotes	2			1	1	0	0	0
Contest Totals	146			66	58	22	0	0

### Proposition 7 – State of Texas

Vote For 1

	TOTAL	VOTE %		Election Day	Early Voting	Ballots By Mail	Provisional	Limited Ballot
For	106	74.13%	<div><div></div></div>	46	42	18	0	0
Against	37	25.87%	<div><div></div></div>	18	15	4	0	0
Total Votes Cast	143	100.00%	<div><div></div></div>	64	57	22	0	0
Overvotes	0			0	0	0	0	0
Undervotes	3			2	1	0	0	0
Contest Totals	146			66	58	22	0	0

### Proposition 8 – State of Texas

Vote For 1

	TOTAL	VOTE %		Election Day	Early Voting	Ballots By Mail	Provisional	Limited Ballot
For	107	76.43%	<div><div></div></div>	47	43	17	0	0
Against	33	23.57%	<div><div></div></div>	16	12	5	0	0
Total Votes Cast	140	100.00%	<div><div></div></div>	63	55	22	0	0
Overvotes	0			0	0	0	0	0
Undervotes	6			3	3	0	0	0
Contest Totals	146			66	58	22	0	0

## PCT 098

### Proposition 9 – State of Texas

Vote For 1

	TOTAL	VOTE %		Election Day	Early Voting	Ballots By Mail	Provisional	Limited Ballot
For	115	81.56%	<div><div></div></div>	47	49	19	0	0
Against	26	18.44%	<div><div></div></div>	16	7	3	0	0
Total Votes Cast	141	100.00%	<div><div></div></div>	63	56	22	0	0
Overvotes	0			0	0	0	0	0
Undervotes	5			3	2	0	0	0
Contest Totals	146			66	58	22	0	0

### Proposition 10 – State of Texas

Vote For 1

	TOTAL	VOTE %		Election Day	Early Voting	Ballots By Mail	Provisional	Limited Ballot
For	84	60.87%	<div><div></div></div>	38	30	16	0	0
Against	54	39.13%	<div><div></div></div>	24	24	6	0	0
Total Votes Cast	138	100.00%	<div><div></div></div>	62	54	22	0	0
Overvotes	0			0	0	0	0	0
Undervotes	8			4	4	0	0	0
Contest Totals	146			66	58	22	0	0

### Proposition 11 – State of Texas

Vote For 1

	TOTAL	VOTE %		Election Day	Early Voting	Ballots By Mail	Provisional	Limited Ballot
For	91	71.65%	<div><div></div></div>	37	40	14	0	0
Against	36	28.35%	<div><div></div></div>	19	11	6	0	0
Total Votes Cast	127	100.00%	<div><div></div></div>	56	51	20	0	0
Overvotes	0			0	0	0	0	0
Undervotes	19			10	7	2	0	0
Contest Totals	146			66	58	22	0	0

### Proposition 12 – State of Texas

Vote For 1

	TOTAL	VOTE %		Election Day	Early Voting	Ballots By Mail	Provisional	Limited Ballot
For	70	59.32%	<div><div></div></div>	31	27	12	0	0
Against	48	40.68%	<div><div></div></div>	21	21	6	0	0
Total Votes Cast	118	100.00%	<div><div></div></div>	52	48	18	0	0
Overvotes	0			0	0	0	0	0
Undervotes	28			14	10	4	0	0
Contest Totals	146			66	58	22	0	0

## PCT 098

### Proposition 13 – State of Texas

Vote For 1

	TOTAL	VOTE %		Election Day	Early Voting	Ballots By Mail	Provisional	Limited Ballot
For	73	51.05%	<div><div></div></div>	38	27	8	0	0
Against	70	48.95%	<div><div></div></div>	26	30	14	0	0
Total Votes Cast	143	100.00%	<div><div></div></div>	64	57	22	0	0
Overvotes	0			0	0	0	0	0
Undervotes	3			2	1	0	0	0
Contest Totals	146			66	58	22	0	0

### Proposition 14 – State of Texas

Vote For 1

	TOTAL	VOTE %		Election Day	Early Voting	Ballots By Mail	Provisional	Limited Ballot
For	112	81.16%	<div><div></div></div>	48	44	20	0	0
Against	26	18.84%	<div><div></div></div>	13	11	2	0	0
Total Votes Cast	138	100.00%	<div><div></div></div>	61	55	22	0	0
Overvotes	0			0	0	0	0	0
Undervotes	8			5	3	0	0	0
Contest Totals	146			66	58	22	0	0

### Proposition A – Collin County

Vote For 1

	TOTAL	VOTE %		Election Day	Early Voting	Ballots By Mail	Provisional	Limited Ballot
For	92	65.71%	<div><div></div></div>	38	37	17	0	0
Against	48	34.29%	<div><div></div></div>	25	19	4	0	0
Total Votes Cast	140	100.00%	<div><div></div></div>	63	56	21	0	0
Overvotes	0			0	0	0	0	0
Undervotes	6			3	2	1	0	0
Contest Totals	146			66	58	22	0	0

### Proposition B – Collin County

Vote For 1

	TOTAL	VOTE %		Election Day	Early Voting	Ballots By Mail	Provisional	Limited Ballot
For	99	69.72%	<div><div></div></div>	45	37	17	0	0
Against	43	30.28%	<div><div></div></div>	18	20	5	0	0
Total Votes Cast	142	100.00%	<div><div></div></div>	63	57	22	0	0
Overvotes	0			0	0	0	0	0
Undervotes	4			3	1	0	0	0
Contest Totals	146			66	58	22	0	0

## PCT 098

### Proposition C – Collin County

Vote For 1

	TOTAL	VOTE %		Election Day	Early Voting	Ballots By Mail	Provisional	Limited Ballot
For	93	66.43%	<div><div></div></div>	39	38	16	0	0
Against	47	33.57%	<div><div></div></div>	24	18	5	0	0
Total Votes Cast	140	100.00%	<div><div></div></div>	63	56	21	0	0
Overvotes	0			0	0	0	0	0
Undervotes	6			3	2	1	0	0
Contest Totals	146			66	58	22	0	0

### Proposition D – Collin County

Vote For 1

	TOTAL	VOTE %		Election Day	Early Voting	Ballots By Mail	Provisional	Limited Ballot
For	103	73.05%	<div><div></div></div>	44	42	17	0	0
Against	38	26.95%	<div><div></div></div>	18	15	5	0	0
Total Votes Cast	141	100.00%	<div><div></div></div>	62	57	22	0	0
Overvotes	0			0	0	0	0	0
Undervotes	5			4	1	0	0	0
Contest Totals	146			66	58	22	0	0

### Proposition E – Collin County

Vote For 1

	TOTAL	VOTE %		Election Day	Early Voting	Ballots By Mail	Provisional	Limited Ballot
For	117	82.98%	<div><div></div></div>	51	48	18	0	0
Against	24	17.02%	<div><div></div></div>	12	9	3	0	0
Total Votes Cast	141	100.00%	<div><div></div></div>	63	57	21	0	0
Overvotes	0			0	0	0	0	0
Undervotes	5			3	1	1	0	0
Contest Totals	146			66	58	22	0	0

## PCT 099

### Proposition 1 – State of Texas

Vote For 1

	TOTAL	VOTE %		Election Day	Early Voting	Ballots By Mail	Provision al	Limited Ballot
For	20	80.00%	<div><div></div></div>	11	8	1	0	0
Against	5	20.00%	<div><div></div></div>	1	3	1	0	0
Total Votes Cast	25	100.00%	<div><div></div></div>	12	11	2	0	0
Overvotes	0			0	0	0	0	0
Undervotes	0			0	0	0	0	0
Contest Totals	25			12	11	2	0	0

### Proposition 2 – State of Texas

Vote For 1

	TOTAL	VOTE %		Election Day	Early Voting	Ballots By Mail	Provision al	Limited Ballot
For	20	80.00%	<div><div></div></div>	9	9	2	0	0
Against	5	20.00%	<div><div></div></div>	3	2	0	0	0
Total Votes Cast	25	100.00%	<div><div></div></div>	12	11	2	0	0
Overvotes	0			0	0	0	0	0
Undervotes	0			0	0	0	0	0
Contest Totals	25			12	11	2	0	0

### Proposition 3 – State of Texas

Vote For 1

	TOTAL	VOTE %		Election Day	Early Voting	Ballots By Mail	Provision al	Limited Ballot
For	15	60.00%	<div><div></div></div>	9	4	2	0	0
Against	10	40.00%	<div><div></div></div>	3	7	0	0	0
Total Votes Cast	25	100.00%	<div><div></div></div>	12	11	2	0	0
Overvotes	0			0	0	0	0	0
Undervotes	0			0	0	0	0	0
Contest Totals	25			12	11	2	0	0

### Proposition 4 – State of Texas

Vote For 1

	TOTAL	VOTE %		Election Day	Early Voting	Ballots By Mail	Provision al	Limited Ballot
For	22	88.00%	<div><div></div></div>	11	9	2	0	0
Against	3	12.00%	<div><div></div></div>	1	2	0	0	0
Total Votes Cast	25	100.00%	<div><div></div></div>	12	11	2	0	0
Overvotes	0			0	0	0	0	0
Undervotes	0			0	0	0	0	0
Contest Totals	25			12	11	2	0	0



## PCT 099

### Proposition 5 – State of Texas

Vote For 1

	TOTAL	VOTE %		Election Day	Early Voting	Ballots By Mail	Provisional	Limited Ballot
For	20	80.00%	<div><div></div></div>	10	9	1	0	0
Against	5	20.00%	<div><div></div></div>	2	2	1	0	0
Total Votes Cast	25	100.00%	<div><div></div></div>	12	11	2	0	0
Overvotes	0			0	0	0	0	0
Undervotes	0			0	0	0	0	0
Contest Totals	25			12	11	2	0	0

### Proposition 6 – State of Texas

Vote For 1

	TOTAL	VOTE %		Election Day	Early Voting	Ballots By Mail	Provisional	Limited Ballot
For	25	100.00%	<div><div></div></div>	12	11	2	0	0
Against	0	0.00%	<div><div></div></div>	0	0	0	0	0
Total Votes Cast	25	100.00%	<div><div></div></div>	12	11	2	0	0
Overvotes	0			0	0	0	0	0
Undervotes	0			0	0	0	0	0
Contest Totals	25			12	11	2	0	0

### Proposition 7 – State of Texas

Vote For 1

	TOTAL	VOTE %		Election Day	Early Voting	Ballots By Mail	Provisional	Limited Ballot
For	17	68.00%	<div><div></div></div>	10	7	0	0	0
Against	8	32.00%	<div><div></div></div>	2	4	2	0	0
Total Votes Cast	25	100.00%	<div><div></div></div>	12	11	2	0	0
Overvotes	0			0	0	0	0	0
Undervotes	0			0	0	0	0	0
Contest Totals	25			12	11	2	0	0

### Proposition 8 – State of Texas

Vote For 1

	TOTAL	VOTE %		Election Day	Early Voting	Ballots By Mail	Provisional	Limited Ballot
For	22	88.00%	<div><div></div></div>	10	11	1	0	0
Against	3	12.00%	<div><div></div></div>	2	0	1	0	0
Total Votes Cast	25	100.00%	<div><div></div></div>	12	11	2	0	0
Overvotes	0			0	0	0	0	0
Undervotes	0			0	0	0	0	0
Contest Totals	25			12	11	2	0	0

## PCT 099

### Proposition 9 – State of Texas

Vote For 1

	TOTAL	VOTE %		Election Day	Early Voting	Ballots By Mail	Provision al	Limited Ballot
For	22	88.00%	<div><div></div></div>	9	11	2	0	0
Against	3	12.00%	<div><div></div></div>	3	0	0	0	0
Total Votes Cast	25	100.00%	<div><div></div></div>	12	11	2	0	0
Overvotes	0			0	0	0	0	0
Undervotes	0			0	0	0	0	0
Contest Totals	25			12	11	2	0	0

### Proposition 10 – State of Texas

Vote For 1

	TOTAL	VOTE %		Election Day	Early Voting	Ballots By Mail	Provision al	Limited Ballot
For	18	72.00%	<div><div></div></div>	10	6	2	0	0
Against	7	28.00%	<div><div></div></div>	2	5	0	0	0
Total Votes Cast	25	100.00%	<div><div></div></div>	12	11	2	0	0
Overvotes	0			0	0	0	0	0
Undervotes	0			0	0	0	0	0
Contest Totals	25			12	11	2	0	0

### Proposition 11 – State of Texas

Vote For 1

	TOTAL	VOTE %		Election Day	Early Voting	Ballots By Mail	Provision al	Limited Ballot
For	20	80.00%	<div><div></div></div>	9	9	2	0	0
Against	5	20.00%	<div><div></div></div>	3	2	0	0	0
Total Votes Cast	25	100.00%	<div><div></div></div>	12	11	2	0	0
Overvotes	0			0	0	0	0	0
Undervotes	0			0	0	0	0	0
Contest Totals	25			12	11	2	0	0

### Proposition 12 – State of Texas

Vote For 1

	TOTAL	VOTE %		Election Day	Early Voting	Ballots By Mail	Provision al	Limited Ballot
For	13	54.17%	<div><div></div></div>	8	4	1	0	0
Against	11	45.83%	<div><div></div></div>	3	7	1	0	0
Total Votes Cast	24	100.00%	<div><div></div></div>	11	11	2	0	0
Overvotes	0			0	0	0	0	0
Undervotes	1			1	0	0	0	0
Contest Totals	25			12	11	2	0	0

## PCT 099

### Proposition 13 – State of Texas

Vote For 1

	TOTAL	VOTE %		Election Day	Early Voting	Ballots By Mail	Provisional	Limited Ballot
For	7	28.00%	<div><div></div></div>	2	5	0	0	0
Against	18	72.00%	<div><div></div></div>	10	6	2	0	0
Total Votes Cast	25	100.00%	<div><div></div></div>	12	11	2	0	0
Overvotes	0			0	0	0	0	0
Undervotes	0			0	0	0	0	0
Contest Totals	25			12	11	2	0	0

### Proposition 14 – State of Texas

Vote For 1

	TOTAL	VOTE %		Election Day	Early Voting	Ballots By Mail	Provisional	Limited Ballot
For	21	84.00%	<div><div></div></div>	9	11	1	0	0
Against	4	16.00%	<div><div></div></div>	3	0	1	0	0
Total Votes Cast	25	100.00%	<div><div></div></div>	12	11	2	0	0
Overvotes	0			0	0	0	0	0
Undervotes	0			0	0	0	0	0
Contest Totals	25			12	11	2	0	0

### Proposition A – Collin County

Vote For 1

	TOTAL	VOTE %		Election Day	Early Voting	Ballots By Mail	Provisional	Limited Ballot
For	18	72.00%	<div><div></div></div>	7	9	2	0	0
Against	7	28.00%	<div><div></div></div>	5	2	0	0	0
Total Votes Cast	25	100.00%	<div><div></div></div>	12	11	2	0	0
Overvotes	0			0	0	0	0	0
Undervotes	0			0	0	0	0	0
Contest Totals	25			12	11	2	0	0

### Proposition B – Collin County

Vote For 1

	TOTAL	VOTE %		Election Day	Early Voting	Ballots By Mail	Provisional	Limited Ballot
For	20	80.00%	<div><div></div></div>	8	11	1	0	0
Against	5	20.00%	<div><div></div></div>	4	0	1	0	0
Total Votes Cast	25	100.00%	<div><div></div></div>	12	11	2	0	0
Overvotes	0			0	0	0	0	0
Undervotes	0			0	0	0	0	0
Contest Totals	25			12	11	2	0	0

## PCT 099

### Proposition C – Collin County

Vote For 1

	TOTAL	VOTE %		Election Day	Early Voting	Ballots By Mail	Provisional	Limited Ballot
For	18	72.00%	<div><div></div></div>	7	10	1	0	0
Against	7	28.00%	<div><div></div></div>	5	1	1	0	0
Total Votes Cast	25	100.00%	<div><div></div></div>	12	11	2	0	0
Overvotes	0			0	0	0	0	0
Undervotes	0			0	0	0	0	0
Contest Totals	25			12	11	2	0	0

### Proposition D – Collin County

Vote For 1

	TOTAL	VOTE %		Election Day	Early Voting	Ballots By Mail	Provisional	Limited Ballot
For	19	76.00%	<div><div></div></div>	8	10	1	0	0
Against	6	24.00%	<div><div></div></div>	4	1	1	0	0
Total Votes Cast	25	100.00%	<div><div></div></div>	12	11	2	0	0
Overvotes	0			0	0	0	0	0
Undervotes	0			0	0	0	0	0
Contest Totals	25			12	11	2	0	0

### Proposition E – Collin County

Vote For 1

	TOTAL	VOTE %		Election Day	Early Voting	Ballots By Mail	Provisional	Limited Ballot
For	23	92.00%	<div><div></div></div>	11	10	2	0	0
Against	2	8.00%	<div><div></div></div>	1	1	0	0	0
Total Votes Cast	25	100.00%	<div><div></div></div>	12	11	2	0	0
Overvotes	0			0	0	0	0	0
Undervotes	0			0	0	0	0	0
Contest Totals	25			12	11	2	0	0

## PCT 100

### Proposition 1 – State of Texas

Vote For 1

	TOTAL	VOTE %	Election Day	Early Voting	Ballots By Mail	Provision al	Limited Ballot
For	0		0	0	0	0	0
Against	0		0	0	0	0	0
Total Votes Cast	0		0	0	0	0	0
Overvotes	0		0	0	0	0	0
Undervotes	0		0	0	0	0	0
Contest Totals	0		0	0	0	0	0

### Proposition 2 – State of Texas

Vote For 1

	TOTAL	VOTE %	Election Day	Early Voting	Ballots By Mail	Provision al	Limited Ballot
For	0		0	0	0	0	0
Against	0		0	0	0	0	0
Total Votes Cast	0		0	0	0	0	0
Overvotes	0		0	0	0	0	0
Undervotes	0		0	0	0	0	0
Contest Totals	0		0	0	0	0	0

### Proposition 3 – State of Texas

Vote For 1

	TOTAL	VOTE %	Election Day	Early Voting	Ballots By Mail	Provision al	Limited Ballot
For	0		0	0	0	0	0
Against	0		0	0	0	0	0
Total Votes Cast	0		0	0	0	0	0
Overvotes	0		0	0	0	0	0
Undervotes	0		0	0	0	0	0
Contest Totals	0		0	0	0	0	0

### Proposition 4 – State of Texas

Vote For 1

	TOTAL	VOTE %	Election Day	Early Voting	Ballots By Mail	Provision al	Limited Ballot
For	0		0	0	0	0	0
Against	0		0	0	0	0	0
Total Votes Cast	0		0	0	0	0	0
Overvotes	0		0	0	0	0	0
Undervotes	0		0	0	0	0	0
Contest Totals	0		0	0	0	0	0

## PCT 100

### Proposition 5 – State of Texas

Vote For 1

	TOTAL	VOTE %	Election Day	Early Voting	Ballots By Mail	Provision al	Limited Ballot
For	0		0	0	0	0	0
Against	0		0	0	0	0	0
Total Votes Cast	0		0	0	0	0	0
Overvotes	0		0	0	0	0	0
Undervotes	0		0	0	0	0	0
Contest Totals	0		0	0	0	0	0

### Proposition 6 – State of Texas

Vote For 1

	TOTAL	VOTE %	Election Day	Early Voting	Ballots By Mail	Provision al	Limited Ballot
For	0		0	0	0	0	0
Against	0		0	0	0	0	0
Total Votes Cast	0		0	0	0	0	0
Overvotes	0		0	0	0	0	0
Undervotes	0		0	0	0	0	0
Contest Totals	0		0	0	0	0	0

### Proposition 7 – State of Texas

Vote For 1

	TOTAL	VOTE %	Election Day	Early Voting	Ballots By Mail	Provision al	Limited Ballot
For	0		0	0	0	0	0
Against	0		0	0	0	0	0
Total Votes Cast	0		0	0	0	0	0
Overvotes	0		0	0	0	0	0
Undervotes	0		0	0	0	0	0
Contest Totals	0		0	0	0	0	0

### Proposition 8 – State of Texas

Vote For 1

	TOTAL	VOTE %	Election Day	Early Voting	Ballots By Mail	Provision al	Limited Ballot
For	0		0	0	0	0	0
Against	0		0	0	0	0	0
Total Votes Cast	0		0	0	0	0	0
Overvotes	0		0	0	0	0	0
Undervotes	0		0	0	0	0	0
Contest Totals	0		0	0	0	0	0

## PCT 100

### Proposition 9 – State of Texas

Vote For 1

	TOTAL	VOTE %	Election Day	Early Voting	Ballots By Mail	Provision al	Limited Ballot
For	0		0	0	0	0	0
Against	0		0	0	0	0	0
Total Votes Cast	0		0	0	0	0	0
Overvotes	0		0	0	0	0	0
Undervotes	0		0	0	0	0	0
Contest Totals	0		0	0	0	0	0

### Proposition 10 – State of Texas

Vote For 1

	TOTAL	VOTE %	Election Day	Early Voting	Ballots By Mail	Provision al	Limited Ballot
For	0		0	0	0	0	0
Against	0		0	0	0	0	0
Total Votes Cast	0		0	0	0	0	0
Overvotes	0		0	0	0	0	0
Undervotes	0		0	0	0	0	0
Contest Totals	0		0	0	0	0	0

### Proposition 11 – State of Texas

Vote For 1

	TOTAL	VOTE %	Election Day	Early Voting	Ballots By Mail	Provision al	Limited Ballot
For	0		0	0	0	0	0
Against	0		0	0	0	0	0
Total Votes Cast	0		0	0	0	0	0
Overvotes	0		0	0	0	0	0
Undervotes	0		0	0	0	0	0
Contest Totals	0		0	0	0	0	0

### Proposition 12 – State of Texas

Vote For 1

	TOTAL	VOTE %	Election Day	Early Voting	Ballots By Mail	Provision al	Limited Ballot
For	0		0	0	0	0	0
Against	0		0	0	0	0	0
Total Votes Cast	0		0	0	0	0	0
Overvotes	0		0	0	0	0	0
Undervotes	0		0	0	0	0	0
Contest Totals	0		0	0	0	0	0

## PCT 100

### Proposition 13 – State of Texas

Vote For 1

	TOTAL	VOTE %	Election Day	Early Voting	Ballots By Mail	Provision al	Limited Ballot
For	0		0	0	0	0	0
Against	0		0	0	0	0	0
Total Votes Cast	0		0	0	0	0	0
Overvotes	0		0	0	0	0	0
Undervotes	0		0	0	0	0	0
Contest Totals	0		0	0	0	0	0

### Proposition 14 – State of Texas

Vote For 1

	TOTAL	VOTE %	Election Day	Early Voting	Ballots By Mail	Provision al	Limited Ballot
For	0		0	0	0	0	0
Against	0		0	0	0	0	0
Total Votes Cast	0		0	0	0	0	0
Overvotes	0		0	0	0	0	0
Undervotes	0		0	0	0	0	0
Contest Totals	0		0	0	0	0	0

### Proposition A – Collin County

Vote For 1

	TOTAL	VOTE %	Election Day	Early Voting	Ballots By Mail	Provision al	Limited Ballot
For	0		0	0	0	0	0
Against	0		0	0	0	0	0
Total Votes Cast	0		0	0	0	0	0
Overvotes	0		0	0	0	0	0
Undervotes	0		0	0	0	0	0
Contest Totals	0		0	0	0	0	0

### Proposition B – Collin County

Vote For 1

	TOTAL	VOTE %	Election Day	Early Voting	Ballots By Mail	Provision al	Limited Ballot
For	0		0	0	0	0	0
Against	0		0	0	0	0	0
Total Votes Cast	0		0	0	0	0	0
Overvotes	0		0	0	0	0	0
Undervotes	0		0	0	0	0	0
Contest Totals	0		0	0	0	0	0



## PCT 100

### Proposition C – Collin County

Vote For 1

	TOTAL	VOTE %	Election Day	Early Voting	Ballots By Mail	Provision al	Limited Ballot
For	0		0	0	0	0	0
Against	0		0	0	0	0	0
Total Votes Cast	0		0	0	0	0	0
Overvotes	0		0	0	0	0	0
Undervotes	0		0	0	0	0	0
Contest Totals	0		0	0	0	0	0

### Proposition D – Collin County

Vote For 1

	TOTAL	VOTE %	Election Day	Early Voting	Ballots By Mail	Provision al	Limited Ballot
For	0		0	0	0	0	0
Against	0		0	0	0	0	0
Total Votes Cast	0		0	0	0	0	0
Overvotes	0		0	0	0	0	0
Undervotes	0		0	0	0	0	0
Contest Totals	0		0	0	0	0	0

### Proposition E – Collin County

Vote For 1

	TOTAL	VOTE %	Election Day	Early Voting	Ballots By Mail	Provision al	Limited Ballot
For	0		0	0	0	0	0
Against	0		0	0	0	0	0
Total Votes Cast	0		0	0	0	0	0
Overvotes	0		0	0	0	0	0
Undervotes	0		0	0	0	0	0
Contest Totals	0		0	0	0	0	0

## PCT 101

### Proposition 1 – State of Texas

Vote For 1

	TOTAL	VOTE %		Election Day	Early Voting	Ballots By Mail	Provisional	Limited Ballot
For	299	72.57%	<div><div></div></div>	166	131	2	0	0
Against	113	27.43%	<div><div></div></div>	73	38	2	0	0
Total Votes Cast	412	100.00%	<div><div></div></div>	239	169	4	0	0
Overvotes	0			0	0	0	0	0
Undervotes	9			7	2	0	0	0
Contest Totals	421			246	171	4	0	0

### Proposition 2 – State of Texas

Vote For 1

	TOTAL	VOTE %		Election Day	Early Voting	Ballots By Mail	Provisional	Limited Ballot
For	281	70.07%	<div><div></div></div>	165	112	4	0	0
Against	120	29.93%	<div><div></div></div>	70	50	0	0	0
Total Votes Cast	401	100.00%	<div><div></div></div>	235	162	4	0	0
Overvotes	0			0	0	0	0	0
Undervotes	20			11	9	0	0	0
Contest Totals	421			246	171	4	0	0

### Proposition 3 – State of Texas

Vote For 1

	TOTAL	VOTE %		Election Day	Early Voting	Ballots By Mail	Provisional	Limited Ballot
For	264	66.00%	<div><div></div></div>	151	113	0	0	0
Against	136	34.00%	<div><div></div></div>	81	51	4	0	0
Total Votes Cast	400	100.00%	<div><div></div></div>	232	164	4	0	0
Overvotes	0			0	0	0	0	0
Undervotes	21			14	7	0	0	0
Contest Totals	421			246	171	4	0	0

### Proposition 4 – State of Texas

Vote For 1

	TOTAL	VOTE %		Election Day	Early Voting	Ballots By Mail	Provisional	Limited Ballot
For	341	84.41%	<div><div></div></div>	196	142	3	0	0
Against	63	15.59%	<div><div></div></div>	39	23	1	0	0
Total Votes Cast	404	100.00%	<div><div></div></div>	235	165	4	0	0
Overvotes	0			0	0	0	0	0
Undervotes	17			11	6	0	0	0
Contest Totals	421			246	171	4	0	0

## PCT 101

### Proposition 5 – State of Texas

Vote For 1

	TOTAL	VOTE %		Election Day	Early Voting	Ballots By Mail	Provisional	Limited Ballot
For	300	72.82%	<div><div></div></div>	174	122	4	0	0
Against	112	27.18%	<div><div></div></div>	67	45	0	0	0
Total Votes Cast	412	100.00%	<div><div></div></div>	241	167	4	0	0
Overvotes	0			0	0	0	0	0
Undervotes	9			5	4	0	0	0
Contest Totals	421			246	171	4	0	0

### Proposition 6 – State of Texas

Vote For 1

	TOTAL	VOTE %		Election Day	Early Voting	Ballots By Mail	Provisional	Limited Ballot
For	346	85.01%	<div><div></div></div>	201	141	4	0	0
Against	61	14.99%	<div><div></div></div>	37	24	0	0	0
Total Votes Cast	407	100.00%	<div><div></div></div>	238	165	4	0	0
Overvotes	0			0	0	0	0	0
Undervotes	14			8	6	0	0	0
Contest Totals	421			246	171	4	0	0

### Proposition 7 – State of Texas

Vote For 1

	TOTAL	VOTE %		Election Day	Early Voting	Ballots By Mail	Provisional	Limited Ballot
For	279	68.22%	<div><div></div></div>	159	117	3	0	0
Against	130	31.78%	<div><div></div></div>	79	50	1	0	0
Total Votes Cast	409	100.00%	<div><div></div></div>	238	167	4	0	0
Overvotes	0			0	0	0	0	0
Undervotes	12			8	4	0	0	0
Contest Totals	421			246	171	4	0	0

### Proposition 8 – State of Texas

Vote For 1

	TOTAL	VOTE %		Election Day	Early Voting	Ballots By Mail	Provisional	Limited Ballot
For	296	73.82%	<div><div></div></div>	174	118	4	0	0
Against	105	26.18%	<div><div></div></div>	60	45	0	0	0
Total Votes Cast	401	100.00%	<div><div></div></div>	234	163	4	0	0
Overvotes	0			0	0	0	0	0
Undervotes	20			12	8	0	0	0
Contest Totals	421			246	171	4	0	0

## PCT 101

### Proposition 9 – State of Texas

Vote For 1

	TOTAL	VOTE %		Election Day	Early Voting	Ballots By Mail	Provision al	Limited Ballot
For	363	88.11%	<div><div></div></div>	210	149	4	0	0
Against	49	11.89%	<div><div></div></div>	31	18	0	0	0
Total Votes Cast	412	100.00%	<div><div></div></div>	241	167	4	0	0
Overvotes	0			0	0	0	0	0
Undervotes	9			5	4	0	0	0
Contest Totals	421			246	171	4	0	0

### Proposition 10 – State of Texas

Vote For 1

	TOTAL	VOTE %		Election Day	Early Voting	Ballots By Mail	Provision al	Limited Ballot
For	204	51.39%	<div><div></div></div>	109	95	0	0	0
Against	193	48.61%	<div><div></div></div>	122	67	4	0	0
Total Votes Cast	397	100.00%	<div><div></div></div>	231	162	4	0	0
Overvotes	0			0	0	0	0	0
Undervotes	24			15	9	0	0	0
Contest Totals	421			246	171	4	0	0

### Proposition 11 – State of Texas

Vote For 1

	TOTAL	VOTE %		Election Day	Early Voting	Ballots By Mail	Provision al	Limited Ballot
For	281	74.14%	<div><div></div></div>	162	115	4	0	0
Against	98	25.86%	<div><div></div></div>	56	42	0	0	0
Total Votes Cast	379	100.00%	<div><div></div></div>	218	157	4	0	0
Overvotes	0			0	0	0	0	0
Undervotes	42			28	14	0	0	0
Contest Totals	421			246	171	4	0	0

### Proposition 12 – State of Texas

Vote For 1

	TOTAL	VOTE %		Election Day	Early Voting	Ballots By Mail	Provision al	Limited Ballot
For	187	52.97%	<div><div></div></div>	94	90	3	0	0
Against	166	47.03%	<div><div></div></div>	107	58	1	0	0
Total Votes Cast	353	100.00%	<div><div></div></div>	201	148	4	0	0
Overvotes	0			0	0	0	0	0
Undervotes	68			45	23	0	0	0
Contest Totals	421			246	171	4	0	0

## PCT 101

### Proposition 13 – State of Texas

Vote For 1

	TOTAL	VOTE %		Election Day	Early Voting	Ballots By Mail	Provisional	Limited Ballot
For	132	33.50%	<div><div></div></div>	72	60	0	0	0
Against	262	66.50%	<div><div></div></div>	156	102	4	0	0
Total Votes Cast	394	100.00%	<div><div></div></div>	228	162	4	0	0
Overvotes	0			0	0	0	0	0
Undervotes	27			18	9	0	0	0
Contest Totals	421			246	171	4	0	0

### Proposition 14 – State of Texas

Vote For 1

	TOTAL	VOTE %		Election Day	Early Voting	Ballots By Mail	Provisional	Limited Ballot
For	337	84.25%	<div><div></div></div>	202	131	4	0	0
Against	63	15.75%	<div><div></div></div>	33	30	0	0	0
Total Votes Cast	400	100.00%	<div><div></div></div>	235	161	4	0	0
Overvotes	0			0	0	0	0	0
Undervotes	21			11	10	0	0	0
Contest Totals	421			246	171	4	0	0

### Proposition A – Collin County

Vote For 1

	TOTAL	VOTE %		Election Day	Early Voting	Ballots By Mail	Provisional	Limited Ballot
For	243	60.00%	<div><div></div></div>	136	104	3	0	0
Against	162	40.00%	<div><div></div></div>	101	60	1	0	0
Total Votes Cast	405	100.00%	<div><div></div></div>	237	164	4	0	0
Overvotes	0			0	0	0	0	0
Undervotes	16			9	7	0	0	0
Contest Totals	421			246	171	4	0	0

### Proposition B – Collin County

Vote For 1

	TOTAL	VOTE %		Election Day	Early Voting	Ballots By Mail	Provisional	Limited Ballot
For	305	74.57%	<div><div></div></div>	182	120	3	0	0
Against	104	25.43%	<div><div></div></div>	57	46	1	0	0
Total Votes Cast	409	100.00%	<div><div></div></div>	239	166	4	0	0
Overvotes	0			0	0	0	0	0
Undervotes	12			7	5	0	0	0
Contest Totals	421			246	171	4	0	0

## PCT 101

### Proposition C – Collin County

Vote For 1

	TOTAL	VOTE %		Election Day	Early Voting	Ballots By Mail	Provisional	Limited Ballot
For	248	62.78%	<div><div></div></div>	137	108	3	0	0
Against	147	37.22%	<div><div></div></div>	90	56	1	0	0
Total Votes Cast	395	100.00%	<div><div></div></div>	227	164	4	0	0
Overvotes	0			0	0	0	0	0
Undervotes	26			19	7	0	0	0
Contest Totals	421			246	171	4	0	0

### Proposition D – Collin County

Vote For 1

	TOTAL	VOTE %		Election Day	Early Voting	Ballots By Mail	Provisional	Limited Ballot
For	289	71.89%	<div><div></div></div>	175	111	3	0	0
Against	113	28.11%	<div><div></div></div>	61	51	1	0	0
Total Votes Cast	402	100.00%	<div><div></div></div>	236	162	4	0	0
Overvotes	0			0	0	0	0	0
Undervotes	19			10	9	0	0	0
Contest Totals	421			246	171	4	0	0

### Proposition E – Collin County

Vote For 1

	TOTAL	VOTE %		Election Day	Early Voting	Ballots By Mail	Provisional	Limited Ballot
For	320	78.62%	<div><div></div></div>	182	134	4	0	0
Against	87	21.38%	<div><div></div></div>	56	31	0	0	0
Total Votes Cast	407	100.00%	<div><div></div></div>	238	165	4	0	0
Overvotes	0			0	0	0	0	0
Undervotes	14			8	6	0	0	0
Contest Totals	421			246	171	4	0	0

## PCT 102

### Proposition 1 – State of Texas

Vote For 1

	TOTAL	VOTE %		Election Day	Early Voting	Ballots By Mail	Provision al	Limited Ballot
For	359	74.95%	<div><div></div></div>	174	172	13	0	0
Against	120	25.05%	<div><div></div></div>	61	57	2	0	0
Total Votes Cast	479	100.00%	<div><div></div></div>	235	229	15	0	0
Overvotes	0			0	0	0	0	0
Undervotes	7			3	4	0	0	0
Contest Totals	486			238	233	15	0	0

### Proposition 2 – State of Texas

Vote For 1

	TOTAL	VOTE %		Election Day	Early Voting	Ballots By Mail	Provision al	Limited Ballot
For	301	63.24%	<div><div></div></div>	134	161	6	0	0
Against	175	36.76%	<div><div></div></div>	99	68	8	0	0
Total Votes Cast	476	100.00%	<div><div></div></div>	233	229	14	0	0
Overvotes	0			0	0	0	0	0
Undervotes	10			5	4	1	0	0
Contest Totals	486			238	233	15	0	0

### Proposition 3 – State of Texas

Vote For 1

	TOTAL	VOTE %		Election Day	Early Voting	Ballots By Mail	Provision al	Limited Ballot
For	343	71.76%	<div><div></div></div>	171	162	10	0	0
Against	135	28.24%	<div><div></div></div>	64	66	5	0	0
Total Votes Cast	478	100.00%	<div><div></div></div>	235	228	15	0	0
Overvotes	0			0	0	0	0	0
Undervotes	8			3	5	0	0	0
Contest Totals	486			238	233	15	0	0

### Proposition 4 – State of Texas

Vote For 1

	TOTAL	VOTE %		Election Day	Early Voting	Ballots By Mail	Provision al	Limited Ballot
For	415	87.00%	<div><div></div></div>	204	197	14	0	0
Against	62	13.00%	<div><div></div></div>	31	30	1	0	0
Total Votes Cast	477	100.00%	<div><div></div></div>	235	227	15	0	0
Overvotes	0			0	0	0	0	0
Undervotes	9			3	6	0	0	0
Contest Totals	486			238	233	15	0	0

## PCT 102

### Proposition 5 – State of Texas

Vote For 1

	TOTAL	VOTE %		Election Day	Early Voting	Ballots By Mail	Provisional	Limited Ballot
For	307	63.96%	<div><div></div></div>	140	158	9	0	0
Against	173	36.04%	<div><div></div></div>	97	70	6	0	0
Total Votes Cast	480	100.00%	<div><div></div></div>	237	228	15	0	0
Overvotes	0			0	0	0	0	0
Undervotes	6			1	5	0	0	0
Contest Totals	486			238	233	15	0	0

### Proposition 6 – State of Texas

Vote For 1

	TOTAL	VOTE %		Election Day	Early Voting	Ballots By Mail	Provisional	Limited Ballot
For	384	80.17%	<div><div></div></div>	183	186	15	0	0
Against	95	19.83%	<div><div></div></div>	53	42	0	0	0
Total Votes Cast	479	100.00%	<div><div></div></div>	236	228	15	0	0
Overvotes	0			0	0	0	0	0
Undervotes	7			2	5	0	0	0
Contest Totals	486			238	233	15	0	0

### Proposition 7 – State of Texas

Vote For 1

	TOTAL	VOTE %		Election Day	Early Voting	Ballots By Mail	Provisional	Limited Ballot
For	315	65.49%	<div><div></div></div>	153	151	11	0	0
Against	166	34.51%	<div><div></div></div>	83	79	4	0	0
Total Votes Cast	481	100.00%	<div><div></div></div>	236	230	15	0	0
Overvotes	0			0	0	0	0	0
Undervotes	5			2	3	0	0	0
Contest Totals	486			238	233	15	0	0

### Proposition 8 – State of Texas

Vote For 1

	TOTAL	VOTE %		Election Day	Early Voting	Ballots By Mail	Provisional	Limited Ballot
For	332	69.17%	<div><div></div></div>	144	176	12	0	0
Against	148	30.83%	<div><div></div></div>	93	52	3	0	0
Total Votes Cast	480	100.00%	<div><div></div></div>	237	228	15	0	0
Overvotes	0			0	0	0	0	0
Undervotes	6			1	5	0	0	0
Contest Totals	486			238	233	15	0	0



## PCT 102

### Proposition 9 – State of Texas

Vote For 1

	TOTAL	VOTE %		Election Day	Early Voting	Ballots By Mail	Provisional	Limited Ballot
For	376	78.01%	<div><div></div></div>	174	190	12	0	0
Against	106	21.99%	<div><div></div></div>	63	40	3	0	0
Total Votes Cast	482	100.00%	<div><div></div></div>	237	230	15	0	0
Overvotes	0			0	0	0	0	0
Undervotes	4			1	3	0	0	0
Contest Totals	486			238	233	15	0	0

### Proposition 10 – State of Texas

Vote For 1

	TOTAL	VOTE %		Election Day	Early Voting	Ballots By Mail	Provisional	Limited Ballot
For	232	49.15%	<div><div></div></div>	106	116	10	0	0
Against	240	50.85%	<div><div></div></div>	127	109	4	0	0
Total Votes Cast	472	100.00%	<div><div></div></div>	233	225	14	0	0
Overvotes	0			0	0	0	0	0
Undervotes	14			5	8	1	0	0
Contest Totals	486			238	233	15	0	0

### Proposition 11 – State of Texas

Vote For 1

	TOTAL	VOTE %		Election Day	Early Voting	Ballots By Mail	Provisional	Limited Ballot
For	286	62.72%	<div><div></div></div>	126	151	9	0	0
Against	170	37.28%	<div><div></div></div>	101	64	5	0	0
Total Votes Cast	456	100.00%	<div><div></div></div>	227	215	14	0	0
Overvotes	0			0	0	0	0	0
Undervotes	30			11	18	1	0	0
Contest Totals	486			238	233	15	0	0

### Proposition 12 – State of Texas

Vote For 1

	TOTAL	VOTE %		Election Day	Early Voting	Ballots By Mail	Provisional	Limited Ballot
For	238	57.21%	<div><div></div></div>	107	122	9	0	0
Against	178	42.79%	<div><div></div></div>	96	78	4	0	0
Total Votes Cast	416	100.00%	<div><div></div></div>	203	200	13	0	0
Overvotes	0			0	0	0	0	0
Undervotes	70			35	33	2	0	0
Contest Totals	486			238	233	15	0	0

## PCT 102

### Proposition 13 – State of Texas

Vote For 1

	TOTAL	VOTE %		Election Day	Early Voting	Ballots By Mail	Provisional	Limited Ballot
For	175	37.00%	<div><div></div></div>	76	94	5	0	0
Against	298	63.00%	<div><div></div></div>	156	132	10	0	0
Total Votes Cast	473	100.00%	<div><div></div></div>	232	226	15	0	0
Overvotes	0			0	0	0	0	0
Undervotes	13			6	7	0	0	0
Contest Totals	486			238	233	15	0	0

### Proposition 14 – State of Texas

Vote For 1

	TOTAL	VOTE %		Election Day	Early Voting	Ballots By Mail	Provisional	Limited Ballot
For	351	74.36%	<div><div></div></div>	173	167	11	0	0
Against	121	25.64%	<div><div></div></div>	60	57	4	0	0
Total Votes Cast	472	100.00%	<div><div></div></div>	233	224	15	0	0
Overvotes	0			0	0	0	0	0
Undervotes	14			5	9	0	0	0
Contest Totals	486			238	233	15	0	0

### Proposition A – Collin County

Vote For 1

	TOTAL	VOTE %		Election Day	Early Voting	Ballots By Mail	Provisional	Limited Ballot
For	233	49.79%	<div><div></div></div>	101	128	4	0	0
Against	235	50.21%	<div><div></div></div>	130	94	11	0	0
Total Votes Cast	468	100.00%	<div><div></div></div>	231	222	15	0	0
Overvotes	0			0	0	0	0	0
Undervotes	18			7	11	0	0	0
Contest Totals	486			238	233	15	0	0

### Proposition B – Collin County

Vote For 1

	TOTAL	VOTE %		Election Day	Early Voting	Ballots By Mail	Provisional	Limited Ballot
For	314	66.53%	<div><div></div></div>	143	162	9	0	0
Against	158	33.47%	<div><div></div></div>	91	62	5	0	0
Total Votes Cast	472	100.00%	<div><div></div></div>	234	224	14	0	0
Overvotes	0			0	0	0	0	0
Undervotes	14			4	9	1	0	0
Contest Totals	486			238	233	15	0	0

## PCT 102

### Proposition C – Collin County

Vote For 1

	TOTAL	VOTE %		Election Day	Early Voting	Ballots By Mail	Provisional	Limited Ballot
For	252	54.08%	<div><div></div></div>	108	138	6	0	0
Against	214	45.92%	<div><div></div></div>	125	81	8	0	0
Total Votes Cast	466	100.00%	<div><div></div></div>	233	219	14	0	0
Overvotes	0			0	0	0	0	0
Undervotes	20			5	14	1	0	0
Contest Totals	486			238	233	15	0	0

### Proposition D – Collin County

Vote For 1

	TOTAL	VOTE %		Election Day	Early Voting	Ballots By Mail	Provisional	Limited Ballot
For	293	62.08%	<div><div></div></div>	134	151	8	0	0
Against	179	37.92%	<div><div></div></div>	99	73	7	0	0
Total Votes Cast	472	100.00%	<div><div></div></div>	233	224	15	0	0
Overvotes	0			0	0	0	0	0
Undervotes	14			5	9	0	0	0
Contest Totals	486			238	233	15	0	0

### Proposition E – Collin County

Vote For 1

	TOTAL	VOTE %		Election Day	Early Voting	Ballots By Mail	Provisional	Limited Ballot
For	343	72.21%	<div><div></div></div>	162	172	9	0	0
Against	132	27.79%	<div><div></div></div>	72	55	5	0	0
Total Votes Cast	475	100.00%	<div><div></div></div>	234	227	14	0	0
Overvotes	0			0	0	0	0	0
Undervotes	11			4	6	1	0	0
Contest Totals	486			238	233	15	0	0

## PCT 103

### Proposition 1 – State of Texas

Vote For 1

	TOTAL	VOTE %		Election Day	Early Voting	Ballots By Mail	Provision al	Limited Ballot
For	90	73.17%	<div><div></div></div>	50	39	1	0	0
Against	33	26.83%	<div><div></div></div>	7	26	0	0	0
Total Votes Cast	123	100.00%	<div><div></div></div>	57	65	1	0	0
Overvotes	0			0	0	0	0	0
Undervotes	4			2	2	0	0	0
Contest Totals	127			59	67	1	0	0

### Proposition 2 – State of Texas

Vote For 1

	TOTAL	VOTE %		Election Day	Early Voting	Ballots By Mail	Provision al	Limited Ballot
For	96	78.05%	<div><div></div></div>	42	53	1	0	0
Against	27	21.95%	<div><div></div></div>	15	12	0	0	0
Total Votes Cast	123	100.00%	<div><div></div></div>	57	65	1	0	0
Overvotes	0			0	0	0	0	0
Undervotes	4			2	2	0	0	0
Contest Totals	127			59	67	1	0	0

### Proposition 3 – State of Texas

Vote For 1

	TOTAL	VOTE %		Election Day	Early Voting	Ballots By Mail	Provision al	Limited Ballot
For	78	62.90%	<div><div></div></div>	44	33	1	0	0
Against	46	37.10%	<div><div></div></div>	14	32	0	0	0
Total Votes Cast	124	100.00%	<div><div></div></div>	58	65	1	0	0
Overvotes	0			0	0	0	0	0
Undervotes	3			1	2	0	0	0
Contest Totals	127			59	67	1	0	0

### Proposition 4 – State of Texas

Vote For 1

	TOTAL	VOTE %		Election Day	Early Voting	Ballots By Mail	Provision al	Limited Ballot
For	97	78.23%	<div><div></div></div>	51	45	1	0	0
Against	27	21.77%	<div><div></div></div>	7	20	0	0	0
Total Votes Cast	124	100.00%	<div><div></div></div>	58	65	1	0	0
Overvotes	0			0	0	0	0	0
Undervotes	3			1	2	0	0	0
Contest Totals	127			59	67	1	0	0

## PCT 103

### Proposition 5 – State of Texas

Vote For 1

	TOTAL	VOTE %		Election Day	Early Voting	Ballots By Mail	Provisional	Limited Ballot
For	93	75.00%	<div><div></div></div>	38	54	1	0	0
Against	31	25.00%	<div><div></div></div>	19	12	0	0	0
Total Votes Cast	124	100.00%	<div><div></div></div>	57	66	1	0	0
Overvotes	0			0	0	0	0	0
Undervotes	3			2	1	0	0	0
Contest Totals	127			59	67	1	0	0

### Proposition 6 – State of Texas

Vote For 1

	TOTAL	VOTE %		Election Day	Early Voting	Ballots By Mail	Provisional	Limited Ballot
For	103	83.74%	<div><div></div></div>	47	55	1	0	0
Against	20	16.26%	<div><div></div></div>	10	10	0	0	0
Total Votes Cast	123	100.00%	<div><div></div></div>	57	65	1	0	0
Overvotes	0			0	0	0	0	0
Undervotes	4			2	2	0	0	0
Contest Totals	127			59	67	1	0	0

### Proposition 7 – State of Texas

Vote For 1

	TOTAL	VOTE %		Election Day	Early Voting	Ballots By Mail	Provisional	Limited Ballot
For	78	62.90%	<div><div></div></div>	42	35	1	0	0
Against	46	37.10%	<div><div></div></div>	15	31	0	0	0
Total Votes Cast	124	100.00%	<div><div></div></div>	57	66	1	0	0
Overvotes	0			0	0	0	0	0
Undervotes	3			2	1	0	0	0
Contest Totals	127			59	67	1	0	0

### Proposition 8 – State of Texas

Vote For 1

	TOTAL	VOTE %		Election Day	Early Voting	Ballots By Mail	Provisional	Limited Ballot
For	102	83.61%	<div><div></div></div>	42	59	1	0	0
Against	20	16.39%	<div><div></div></div>	14	6	0	0	0
Total Votes Cast	122	100.00%	<div><div></div></div>	56	65	1	0	0
Overvotes	0			0	0	0	0	0
Undervotes	5			3	2	0	0	0
Contest Totals	127			59	67	1	0	0

## PCT 103

### Proposition 9 – State of Texas

Vote For 1

	TOTAL	VOTE %		Election Day	Early Voting	Ballots By Mail	Provisional	Limited Ballot
For	110	88.00%	<div><div></div></div>	50	59	1	0	0
Against	15	12.00%	<div><div></div></div>	8	7	0	0	0
Total Votes Cast	125	100.00%	<div><div></div></div>	58	66	1	0	0
Overvotes	0			0	0	0	0	0
Undervotes	2			1	1	0	0	0
Contest Totals	127			59	67	1	0	0

### Proposition 10 – State of Texas

Vote For 1

	TOTAL	VOTE %		Election Day	Early Voting	Ballots By Mail	Provisional	Limited Ballot
For	68	56.20%	<div><div></div></div>	36	31	1	0	0
Against	53	43.80%	<div><div></div></div>	21	32	0	0	0
Total Votes Cast	121	100.00%	<div><div></div></div>	57	63	1	0	0
Overvotes	0			0	0	0	0	0
Undervotes	6			2	4	0	0	0
Contest Totals	127			59	67	1	0	0

### Proposition 11 – State of Texas

Vote For 1

	TOTAL	VOTE %		Election Day	Early Voting	Ballots By Mail	Provisional	Limited Ballot
For	83	70.94%	<div><div></div></div>	37	45	1	0	0
Against	34	29.06%	<div><div></div></div>	19	15	0	0	0
Total Votes Cast	117	100.00%	<div><div></div></div>	56	60	1	0	0
Overvotes	0			0	0	0	0	0
Undervotes	10			3	7	0	0	0
Contest Totals	127			59	67	1	0	0

### Proposition 12 – State of Texas

Vote For 1

	TOTAL	VOTE %		Election Day	Early Voting	Ballots By Mail	Provisional	Limited Ballot
For	61	55.96%	<div><div></div></div>	34	26	1	0	0
Against	48	44.04%	<div><div></div></div>	20	28	0	0	0
Total Votes Cast	109	100.00%	<div><div></div></div>	54	54	1	0	0
Overvotes	0			0	0	0	0	0
Undervotes	18			5	13	0	0	0
Contest Totals	127			59	67	1	0	0

## PCT 103

### Proposition 13 – State of Texas

Vote For 1

	TOTAL	VOTE %		Election Day	Early Voting	Ballots By Mail	Provisional	Limited Ballot
For	51	42.50%	<div><div></div></div>	29	21	1	0	0
Against	69	57.50%	<div><div></div></div>	28	41	0	0	0
Total Votes Cast	120	100.00%	<div><div></div></div>	57	62	1	0	0
Overvotes	0			0	0	0	0	0
Undervotes	7			2	5	0	0	0
Contest Totals	127			59	67	1	0	0

### Proposition 14 – State of Texas

Vote For 1

	TOTAL	VOTE %		Election Day	Early Voting	Ballots By Mail	Provisional	Limited Ballot
For	102	81.60%	<div><div></div></div>	44	57	1	0	0
Against	23	18.40%	<div><div></div></div>	14	9	0	0	0
Total Votes Cast	125	100.00%	<div><div></div></div>	58	66	1	0	0
Overvotes	0			0	0	0	0	0
Undervotes	2			1	1	0	0	0
Contest Totals	127			59	67	1	0	0

### Proposition A – Collin County

Vote For 1

	TOTAL	VOTE %		Election Day	Early Voting	Ballots By Mail	Provisional	Limited Ballot
For	64	53.33%	<div><div></div></div>	29	34	1	0	0
Against	56	46.67%	<div><div></div></div>	28	28	0	0	0
Total Votes Cast	120	100.00%	<div><div></div></div>	57	62	1	0	0
Overvotes	0			0	0	0	0	0
Undervotes	7			2	5	0	0	0
Contest Totals	127			59	67	1	0	0

### Proposition B – Collin County

Vote For 1

	TOTAL	VOTE %		Election Day	Early Voting	Ballots By Mail	Provisional	Limited Ballot
For	85	69.67%	<div><div></div></div>	36	48	1	0	0
Against	37	30.33%	<div><div></div></div>	21	16	0	0	0
Total Votes Cast	122	100.00%	<div><div></div></div>	57	64	1	0	0
Overvotes	0			0	0	0	0	0
Undervotes	5			2	3	0	0	0
Contest Totals	127			59	67	1	0	0

## PCT 103

### Proposition C – Collin County

Vote For 1

	TOTAL	VOTE %		Election Day	Early Voting	Ballots By Mail	Provisional	Limited Ballot
For	69	58.47%	<div><div></div></div>	31	37	1	0	0
Against	49	41.53%	<div><div></div></div>	25	24	0	0	0
Total Votes Cast	118	100.00%	<div><div></div></div>	56	61	1	0	0
Overvotes	0			0	0	0	0	0
Undervotes	9			3	6	0	0	0
Contest Totals	127			59	67	1	0	0

### Proposition D – Collin County

Vote For 1

	TOTAL	VOTE %		Election Day	Early Voting	Ballots By Mail	Provisional	Limited Ballot
For	84	70.59%	<div><div></div></div>	35	48	1	0	0
Against	35	29.41%	<div><div></div></div>	21	14	0	0	0
Total Votes Cast	119	100.00%	<div><div></div></div>	56	62	1	0	0
Overvotes	0			0	0	0	0	0
Undervotes	8			3	5	0	0	0
Contest Totals	127			59	67	1	0	0

### Proposition E – Collin County

Vote For 1

	TOTAL	VOTE %		Election Day	Early Voting	Ballots By Mail	Provisional	Limited Ballot
For	90	75.63%	<div><div></div></div>	42	47	1	0	0
Against	29	24.37%	<div><div></div></div>	14	15	0	0	0
Total Votes Cast	119	100.00%	<div><div></div></div>	56	62	1	0	0
Overvotes	0			0	0	0	0	0
Undervotes	8			3	5	0	0	0
Contest Totals	127			59	67	1	0	0



## PCT 104

### Proposition 1 – State of Texas

Vote For 1

	TOTAL	VOTE %		Election Day	Early Voting	Ballots By Mail	Provision al	Limited Ballot
For	106	77.37%	<div><div></div></div>	73	31	2	0	0
Against	31	22.63%	<div><div></div></div>	22	9	0	0	0
Total Votes Cast	137	100.00%	<div><div></div></div>	95	40	2	0	0
Overvotes	0			0	0	0	0	0
Undervotes	4			3	1	0	0	0
Contest Totals	141			98	41	2	0	0

### Proposition 2 – State of Texas

Vote For 1

	TOTAL	VOTE %		Election Day	Early Voting	Ballots By Mail	Provision al	Limited Ballot
For	88	64.71%	<div><div></div></div>	56	30	2	0	0
Against	48	35.29%	<div><div></div></div>	38	10	0	0	0
Total Votes Cast	136	100.00%	<div><div></div></div>	94	40	2	0	0
Overvotes	0			0	0	0	0	0
Undervotes	5			4	1	0	0	0
Contest Totals	141			98	41	2	0	0

### Proposition 3 – State of Texas

Vote For 1

	TOTAL	VOTE %		Election Day	Early Voting	Ballots By Mail	Provision al	Limited Ballot
For	85	63.43%	<div><div></div></div>	55	29	1	0	0
Against	49	36.57%	<div><div></div></div>	37	11	1	0	0
Total Votes Cast	134	100.00%	<div><div></div></div>	92	40	2	0	0
Overvotes	0			0	0	0	0	0
Undervotes	7			6	1	0	0	0
Contest Totals	141			98	41	2	0	0

### Proposition 4 – State of Texas

Vote For 1

	TOTAL	VOTE %		Election Day	Early Voting	Ballots By Mail	Provision al	Limited Ballot
For	111	80.43%	<div><div></div></div>	78	32	1	0	0
Against	27	19.57%	<div><div></div></div>	19	7	1	0	0
Total Votes Cast	138	100.00%	<div><div></div></div>	97	39	2	0	0
Overvotes	0			0	0	0	0	0
Undervotes	3			1	2	0	0	0
Contest Totals	141			98	41	2	0	0

## PCT 104

### Proposition 5 – State of Texas

Vote For 1

	TOTAL	VOTE %		Election Day	Early Voting	Ballots By Mail	Provisional	Limited Ballot
For	105	76.09%	<div><div></div></div>	65	39	1	0	0
Against	33	23.91%	<div><div></div></div>	30	2	1	0	0
Total Votes Cast	138	100.00%	<div><div></div></div>	95	41	2	0	0
Overvotes	0			0	0	0	0	0
Undervotes	3			3	0	0	0	0
Contest Totals	141			98	41	2	0	0

### Proposition 6 – State of Texas

Vote For 1

	TOTAL	VOTE %		Election Day	Early Voting	Ballots By Mail	Provisional	Limited Ballot
For	113	81.88%	<div><div></div></div>	75	36	2	0	0
Against	25	18.12%	<div><div></div></div>	20	5	0	0	0
Total Votes Cast	138	100.00%	<div><div></div></div>	95	41	2	0	0
Overvotes	0			0	0	0	0	0
Undervotes	3			3	0	0	0	0
Contest Totals	141			98	41	2	0	0

### Proposition 7 – State of Texas

Vote For 1

	TOTAL	VOTE %		Election Day	Early Voting	Ballots By Mail	Provisional	Limited Ballot
For	96	69.06%	<div><div></div></div>	62	33	1	0	0
Against	43	30.94%	<div><div></div></div>	34	8	1	0	0
Total Votes Cast	139	100.00%	<div><div></div></div>	96	41	2	0	0
Overvotes	0			0	0	0	0	0
Undervotes	2			2	0	0	0	0
Contest Totals	141			98	41	2	0	0

### Proposition 8 – State of Texas

Vote For 1

	TOTAL	VOTE %		Election Day	Early Voting	Ballots By Mail	Provisional	Limited Ballot
For	108	77.70%	<div><div></div></div>	72	35	1	0	0
Against	31	22.30%	<div><div></div></div>	25	5	1	0	0
Total Votes Cast	139	100.00%	<div><div></div></div>	97	40	2	0	0
Overvotes	0			0	0	0	0	0
Undervotes	2			1	1	0	0	0
Contest Totals	141			98	41	2	0	0

## PCT 104

### Proposition 9 – State of Texas

Vote For 1

	TOTAL	VOTE %		Election Day	Early Voting	Ballots By Mail	Provisional	Limited Ballot
For	114	80.85%	<div><div></div></div>	80	33	1	0	0
Against	27	19.15%	<div><div></div></div>	18	8	1	0	0
Total Votes Cast	141	100.00%	<div><div></div></div>	98	41	2	0	0
Overvotes	0			0	0	0	0	0
Undervotes	0			0	0	0	0	0
Contest Totals	141			98	41	2	0	0

### Proposition 10 – State of Texas

Vote For 1

	TOTAL	VOTE %		Election Day	Early Voting	Ballots By Mail	Provisional	Limited Ballot
For	74	53.62%	<div><div></div></div>	48	24	2	0	0
Against	64	46.38%	<div><div></div></div>	48	16	0	0	0
Total Votes Cast	138	100.00%	<div><div></div></div>	96	40	2	0	0
Overvotes	0			0	0	0	0	0
Undervotes	3			2	1	0	0	0
Contest Totals	141			98	41	2	0	0

### Proposition 11 – State of Texas

Vote For 1

	TOTAL	VOTE %		Election Day	Early Voting	Ballots By Mail	Provisional	Limited Ballot
For	94	70.68%	<div><div></div></div>	67	27	0	0	0
Against	39	29.32%	<div><div></div></div>	25	12	2	0	0
Total Votes Cast	133	100.00%	<div><div></div></div>	92	39	2	0	0
Overvotes	0			0	0	0	0	0
Undervotes	8			6	2	0	0	0
Contest Totals	141			98	41	2	0	0

### Proposition 12 – State of Texas

Vote For 1

	TOTAL	VOTE %		Election Day	Early Voting	Ballots By Mail	Provisional	Limited Ballot
For	66	52.38%	<div><div></div></div>	44	22	0	0	0
Against	60	47.62%	<div><div></div></div>	41	17	2	0	0
Total Votes Cast	126	100.00%	<div><div></div></div>	85	39	2	0	0
Overvotes	0			0	0	0	0	0
Undervotes	15			13	2	0	0	0
Contest Totals	141			98	41	2	0	0

## PCT 104

### Proposition 13 – State of Texas

Vote For 1

	TOTAL	VOTE %		Election Day	Early Voting	Ballots By Mail	Provisional	Limited Ballot
For	47	34.31%	<div><div></div></div>	32	15	0	0	0
Against	90	65.69%	<div><div></div></div>	63	25	2	0	0
Total Votes Cast	137	100.00%	<div><div></div></div>	95	40	2	0	0
Overvotes	0			0	0	0	0	0
Undervotes	4			3	1	0	0	0
Contest Totals	141			98	41	2	0	0

### Proposition 14 – State of Texas

Vote For 1

	TOTAL	VOTE %		Election Day	Early Voting	Ballots By Mail	Provisional	Limited Ballot
For	114	83.21%	<div><div></div></div>	78	34	2	0	0
Against	23	16.79%	<div><div></div></div>	18	5	0	0	0
Total Votes Cast	137	100.00%	<div><div></div></div>	96	39	2	0	0
Overvotes	0			0	0	0	0	0
Undervotes	4			2	2	0	0	0
Contest Totals	141			98	41	2	0	0

### Proposition A – Collin County

Vote For 1

	TOTAL	VOTE %		Election Day	Early Voting	Ballots By Mail	Provisional	Limited Ballot
For	78	57.78%	<div><div></div></div>	48	30	0	0	0
Against	57	42.22%	<div><div></div></div>	45	10	2	0	0
Total Votes Cast	135	100.00%	<div><div></div></div>	93	40	2	0	0
Overvotes	0			0	0	0	0	0
Undervotes	6			5	1	0	0	0
Contest Totals	141			98	41	2	0	0

### Proposition B – Collin County

Vote For 1

	TOTAL	VOTE %		Election Day	Early Voting	Ballots By Mail	Provisional	Limited Ballot
For	106	76.81%	<div><div></div></div>	76	30	0	0	0
Against	32	23.19%	<div><div></div></div>	20	10	2	0	0
Total Votes Cast	138	100.00%	<div><div></div></div>	96	40	2	0	0
Overvotes	0			0	0	0	0	0
Undervotes	3			2	1	0	0	0
Contest Totals	141			98	41	2	0	0

## PCT 104

### Proposition C – Collin County

Vote For 1

	TOTAL	VOTE %		Election Day	Early Voting	Ballots By Mail	Provisional	Limited Ballot
For	94	68.12%	<div><div></div></div>	62	31	1	0	0
Against	44	31.88%	<div><div></div></div>	34	9	1	0	0
Total Votes Cast	138	100.00%	<div><div></div></div>	96	40	2	0	0
Overvotes	0			0	0	0	0	0
Undervotes	3			2	1	0	0	0
Contest Totals	141			98	41	2	0	0

### Proposition D – Collin County

Vote For 1

	TOTAL	VOTE %		Election Day	Early Voting	Ballots By Mail	Provisional	Limited Ballot
For	100	72.46%	<div><div></div></div>	69	30	1	0	0
Against	38	27.54%	<div><div></div></div>	27	10	1	0	0
Total Votes Cast	138	100.00%	<div><div></div></div>	96	40	2	0	0
Overvotes	0			0	0	0	0	0
Undervotes	3			2	1	0	0	0
Contest Totals	141			98	41	2	0	0

### Proposition E – Collin County

Vote For 1

	TOTAL	VOTE %		Election Day	Early Voting	Ballots By Mail	Provisional	Limited Ballot
For	108	78.26%	<div><div></div></div>	69	38	1	0	0
Against	30	21.74%	<div><div></div></div>	27	2	1	0	0
Total Votes Cast	138	100.00%	<div><div></div></div>	96	40	2	0	0
Overvotes	0			0	0	0	0	0
Undervotes	3			2	1	0	0	0
Contest Totals	141			98	41	2	0	0

## PCT 105

### Proposition 1 – State of Texas

Vote For 1

	TOTAL	VOTE %		Election Day	Early Voting	Ballots By Mail	Provision al	Limited Ballot
For	0	0.00%	<div></div>	0	0	0	0	0
Against	1	100.00%	<div></div>	1	0	0	0	0
Total Votes Cast	1	100.00%	<div></div>	1	0	0	0	0
Overvotes	0			0	0	0	0	0
Undervotes	0			0	0	0	0	0
Contest Totals	1			1	0	0	0	0

### Proposition 2 – State of Texas

Vote For 1

	TOTAL	VOTE %		Election Day	Early Voting	Ballots By Mail	Provision al	Limited Ballot
For	1	100.00%	<div></div>	1	0	0	0	0
Against	0	0.00%	<div></div>	0	0	0	0	0
Total Votes Cast	1	100.00%	<div></div>	1	0	0	0	0
Overvotes	0			0	0	0	0	0
Undervotes	0			0	0	0	0	0
Contest Totals	1			1	0	0	0	0

### Proposition 3 – State of Texas

Vote For 1

	TOTAL	VOTE %		Election Day	Early Voting	Ballots By Mail	Provision al	Limited Ballot
For	0	0.00%	<div></div>	0	0	0	0	0
Against	1	100.00%	<div></div>	1	0	0	0	0
Total Votes Cast	1	100.00%	<div></div>	1	0	0	0	0
Overvotes	0			0	0	0	0	0
Undervotes	0			0	0	0	0	0
Contest Totals	1			1	0	0	0	0

### Proposition 4 – State of Texas

Vote For 1

	TOTAL	VOTE %		Election Day	Early Voting	Ballots By Mail	Provision al	Limited Ballot
For	1	100.00%	<div></div>	1	0	0	0	0
Against	0	0.00%	<div></div>	0	0	0	0	0
Total Votes Cast	1	100.00%	<div></div>	1	0	0	0	0
Overvotes	0			0	0	0	0	0
Undervotes	0			0	0	0	0	0
Contest Totals	1			1	0	0	0	0

## PCT 105

### Proposition 5 – State of Texas

Vote For 1

	TOTAL	VOTE %		Election Day	Early Voting	Ballots By Mail	Provision al	Limited Ballot
For	0	0.00%	<div></div>	0	0	0	0	0
Against	1	100.00%	<div></div>	1	0	0	0	0
Total Votes Cast	1	100.00%	<div></div>	1	0	0	0	0
Overvotes	0			0	0	0	0	0
Undervotes	0			0	0	0	0	0
Contest Totals	1			1	0	0	0	0

### Proposition 6 – State of Texas

Vote For 1

	TOTAL	VOTE %		Election Day	Early Voting	Ballots By Mail	Provision al	Limited Ballot
For	1	100.00%	<div></div>	1	0	0	0	0
Against	0	0.00%	<div></div>	0	0	0	0	0
Total Votes Cast	1	100.00%	<div></div>	1	0	0	0	0
Overvotes	0			0	0	0	0	0
Undervotes	0			0	0	0	0	0
Contest Totals	1			1	0	0	0	0

### Proposition 7 – State of Texas

Vote For 1

	TOTAL	VOTE %		Election Day	Early Voting	Ballots By Mail	Provision al	Limited Ballot
For	0	0.00%	<div></div>	0	0	0	0	0
Against	1	100.00%	<div></div>	1	0	0	0	0
Total Votes Cast	1	100.00%	<div></div>	1	0	0	0	0
Overvotes	0			0	0	0	0	0
Undervotes	0			0	0	0	0	0
Contest Totals	1			1	0	0	0	0

### Proposition 8 – State of Texas

Vote For 1

	TOTAL	VOTE %		Election Day	Early Voting	Ballots By Mail	Provision al	Limited Ballot
For	1	100.00%	<div></div>	1	0	0	0	0
Against	0	0.00%	<div></div>	0	0	0	0	0
Total Votes Cast	1	100.00%	<div></div>	1	0	0	0	0
Overvotes	0			0	0	0	0	0
Undervotes	0			0	0	0	0	0
Contest Totals	1			1	0	0	0	0

## PCT 105

### Proposition 9 – State of Texas

Vote For 1

	TOTAL	VOTE %		Election Day	Early Voting	Ballots By Mail	Provision al	Limited Ballot
For	1	100.00%	<div></div>	1	0	0	0	0
Against	0	0.00%	<div></div>	0	0	0	0	0
Total Votes Cast	1	100.00%	<div></div>	1	0	0	0	0
Overvotes	0			0	0	0	0	0
Undervotes	0			0	0	0	0	0
Contest Totals	1			1	0	0	0	0

### Proposition 10 – State of Texas

Vote For 1

	TOTAL	VOTE %		Election Day	Early Voting	Ballots By Mail	Provision al	Limited Ballot
For	1	100.00%	<div></div>	1	0	0	0	0
Against	0	0.00%	<div></div>	0	0	0	0	0
Total Votes Cast	1	100.00%	<div></div>	1	0	0	0	0
Overvotes	0			0	0	0	0	0
Undervotes	0			0	0	0	0	0
Contest Totals	1			1	0	0	0	0

### Proposition 11 – State of Texas

Vote For 1

	TOTAL	VOTE %		Election Day	Early Voting	Ballots By Mail	Provision al	Limited Ballot
For	1	100.00%	<div></div>	1	0	0	0	0
Against	0	0.00%	<div></div>	0	0	0	0	0
Total Votes Cast	1	100.00%	<div></div>	1	0	0	0	0
Overvotes	0			0	0	0	0	0
Undervotes	0			0	0	0	0	0
Contest Totals	1			1	0	0	0	0

### Proposition 12 – State of Texas

Vote For 1

	TOTAL	VOTE %		Election Day	Early Voting	Ballots By Mail	Provision al	Limited Ballot
For	0	0.00%	<div></div>	0	0	0	0	0
Against	1	100.00%	<div></div>	1	0	0	0	0
Total Votes Cast	1	100.00%	<div></div>	1	0	0	0	0
Overvotes	0			0	0	0	0	0
Undervotes	0			0	0	0	0	0
Contest Totals	1			1	0	0	0	0



## PCT 105

### Proposition 13 – State of Texas

Vote For 1

	TOTAL	VOTE %		Election Day	Early Voting	Ballots By Mail	Provisional	Limited Ballot
For	0	0.00%	<div></div>	0	0	0	0	0
Against	1	100.00%	<div></div>	1	0	0	0	0
Total Votes Cast	1	100.00%	<div></div>	1	0	0	0	0
Overvotes	0			0	0	0	0	0
Undervotes	0			0	0	0	0	0
Contest Totals	1			1	0	0	0	0

### Proposition 14 – State of Texas

Vote For 1

	TOTAL	VOTE %		Election Day	Early Voting	Ballots By Mail	Provisional	Limited Ballot
For	1	100.00%	<div></div>	1	0	0	0	0
Against	0	0.00%	<div></div>	0	0	0	0	0
Total Votes Cast	1	100.00%	<div></div>	1	0	0	0	0
Overvotes	0			0	0	0	0	0
Undervotes	0			0	0	0	0	0
Contest Totals	1			1	0	0	0	0

### Proposition A – Collin County

Vote For 1

	TOTAL	VOTE %		Election Day	Early Voting	Ballots By Mail	Provisional	Limited Ballot
For	1	100.00%	<div></div>	1	0	0	0	0
Against	0	0.00%	<div></div>	0	0	0	0	0
Total Votes Cast	1	100.00%	<div></div>	1	0	0	0	0
Overvotes	0			0	0	0	0	0
Undervotes	0			0	0	0	0	0
Contest Totals	1			1	0	0	0	0

### Proposition B – Collin County

Vote For 1

	TOTAL	VOTE %		Election Day	Early Voting	Ballots By Mail	Provisional	Limited Ballot
For	1	100.00%	<div></div>	1	0	0	0	0
Against	0	0.00%	<div></div>	0	0	0	0	0
Total Votes Cast	1	100.00%	<div></div>	1	0	0	0	0
Overvotes	0			0	0	0	0	0
Undervotes	0			0	0	0	0	0
Contest Totals	1			1	0	0	0	0

## PCT 105

### Proposition C – Collin County

Vote For 1

	TOTAL	VOTE %		Election Day	Early Voting	Ballots By Mail	Provisional	Limited Ballot
For	1	100.00%	<div></div>	1	0	0	0	0
Against	0	0.00%	<div></div>	0	0	0	0	0
Total Votes Cast	1	100.00%	<div></div>	1	0	0	0	0
Overvotes	0			0	0	0	0	0
Undervotes	0			0	0	0	0	0
Contest Totals	1			1	0	0	0	0

### Proposition D – Collin County

Vote For 1

	TOTAL	VOTE %		Election Day	Early Voting	Ballots By Mail	Provisional	Limited Ballot
For	1	100.00%	<div></div>	1	0	0	0	0
Against	0	0.00%	<div></div>	0	0	0	0	0
Total Votes Cast	1	100.00%	<div></div>	1	0	0	0	0
Overvotes	0			0	0	0	0	0
Undervotes	0			0	0	0	0	0
Contest Totals	1			1	0	0	0	0

### Proposition E – Collin County

Vote For 1

	TOTAL	VOTE %		Election Day	Early Voting	Ballots By Mail	Provisional	Limited Ballot
For	0	0.00%	<div></div>	0	0	0	0	0
Against	1	100.00%	<div></div>	1	0	0	0	0
Total Votes Cast	1	100.00%	<div></div>	1	0	0	0	0
Overvotes	0			0	0	0	0	0
Undervotes	0			0	0	0	0	0
Contest Totals	1			1	0	0	0	0

## PCT 106

### Proposition 1 – State of Texas

Vote For 1

	TOTAL	VOTE %		Election Day	Early Voting	Ballots By Mail	Provision al	Limited Ballot
For	236	75.16%	<div><div></div></div>	91	143	2	0	0
Against	78	24.84%	<div><div></div></div>	37	41	0	0	0
Total Votes Cast	314	100.00%	<div><div></div></div>	128	184	2	0	0
Overvotes	0			0	0	0	0	0
Undervotes	7			2	5	0	0	0
Contest Totals	321			130	189	2	0	0

### Proposition 2 – State of Texas

Vote For 1

	TOTAL	VOTE %		Election Day	Early Voting	Ballots By Mail	Provision al	Limited Ballot
For	205	66.34%	<div><div></div></div>	78	125	2	0	0
Against	104	33.66%	<div><div></div></div>	49	55	0	0	0
Total Votes Cast	309	100.00%	<div><div></div></div>	127	180	2	0	0
Overvotes	0			0	0	0	0	0
Undervotes	12			3	9	0	0	0
Contest Totals	321			130	189	2	0	0

### Proposition 3 – State of Texas

Vote For 1

	TOTAL	VOTE %		Election Day	Early Voting	Ballots By Mail	Provision al	Limited Ballot
For	205	66.56%	<div><div></div></div>	87	117	1	0	0
Against	103	33.44%	<div><div></div></div>	39	63	1	0	0
Total Votes Cast	308	100.00%	<div><div></div></div>	126	180	2	0	0
Overvotes	0			0	0	0	0	0
Undervotes	13			4	9	0	0	0
Contest Totals	321			130	189	2	0	0

### Proposition 4 – State of Texas

Vote For 1

	TOTAL	VOTE %		Election Day	Early Voting	Ballots By Mail	Provision al	Limited Ballot
For	269	86.22%	<div><div></div></div>	107	161	1	0	0
Against	43	13.78%	<div><div></div></div>	21	21	1	0	0
Total Votes Cast	312	100.00%	<div><div></div></div>	128	182	2	0	0
Overvotes	0			0	0	0	0	0
Undervotes	9			2	7	0	0	0
Contest Totals	321			130	189	2	0	0

## PCT 106

### Proposition 5 – State of Texas

Vote For 1

	TOTAL	VOTE %		Election Day	Early Voting	Ballots By Mail	Provisional	Limited Ballot
For	190	61.09%	<div><div></div></div>	75	113	2	0	0
Against	121	38.91%	<div><div></div></div>	52	69	0	0	0
Total Votes Cast	311	100.00%	<div><div></div></div>	127	182	2	0	0
Overvotes	0			0	0	0	0	0
Undervotes	10			3	7	0	0	0
Contest Totals	321			130	189	2	0	0

### Proposition 6 – State of Texas

Vote For 1

	TOTAL	VOTE %		Election Day	Early Voting	Ballots By Mail	Provisional	Limited Ballot
For	249	80.32%	<div><div></div></div>	100	147	2	0	0
Against	61	19.68%	<div><div></div></div>	29	32	0	0	0
Total Votes Cast	310	100.00%	<div><div></div></div>	129	179	2	0	0
Overvotes	0			0	0	0	0	0
Undervotes	11			1	10	0	0	0
Contest Totals	321			130	189	2	0	0

### Proposition 7 – State of Texas

Vote For 1

	TOTAL	VOTE %		Election Day	Early Voting	Ballots By Mail	Provisional	Limited Ballot
For	207	66.13%	<div><div></div></div>	81	124	2	0	0
Against	106	33.87%	<div><div></div></div>	47	59	0	0	0
Total Votes Cast	313	100.00%	<div><div></div></div>	128	183	2	0	0
Overvotes	0			0	0	0	0	0
Undervotes	8			2	6	0	0	0
Contest Totals	321			130	189	2	0	0

### Proposition 8 – State of Texas

Vote For 1

	TOTAL	VOTE %		Election Day	Early Voting	Ballots By Mail	Provisional	Limited Ballot
For	210	67.31%	<div><div></div></div>	78	131	1	0	0
Against	102	32.69%	<div><div></div></div>	50	51	1	0	0
Total Votes Cast	312	100.00%	<div><div></div></div>	128	182	2	0	0
Overvotes	0			0	0	0	0	0
Undervotes	9			2	7	0	0	0
Contest Totals	321			130	189	2	0	0

## PCT 106

### Proposition 9 – State of Texas

Vote For 1

	TOTAL	VOTE %		Election Day	Early Voting	Ballots By Mail	Provisional	Limited Ballot
For	266	84.98%	<div><div></div></div>	104	160	2	0	0
Against	47	15.02%	<div><div></div></div>	24	23	0	0	0
Total Votes Cast	313	100.00%	<div><div></div></div>	128	183	2	0	0
Overvotes	0			0	0	0	0	0
Undervotes	8			2	6	0	0	0
Contest Totals	321			130	189	2	0	0

### Proposition 10 – State of Texas

Vote For 1

	TOTAL	VOTE %		Election Day	Early Voting	Ballots By Mail	Provisional	Limited Ballot
For	157	50.81%	<div><div></div></div>	58	98	1	0	0
Against	152	49.19%	<div><div></div></div>	70	81	1	0	0
Total Votes Cast	309	100.00%	<div><div></div></div>	128	179	2	0	0
Overvotes	0			0	0	0	0	0
Undervotes	12			2	10	0	0	0
Contest Totals	321			130	189	2	0	0

### Proposition 11 – State of Texas

Vote For 1

	TOTAL	VOTE %		Election Day	Early Voting	Ballots By Mail	Provisional	Limited Ballot
For	188	63.51%	<div><div></div></div>	71	116	1	0	0
Against	108	36.49%	<div><div></div></div>	48	59	1	0	0
Total Votes Cast	296	100.00%	<div><div></div></div>	119	175	2	0	0
Overvotes	0			0	0	0	0	0
Undervotes	25			11	14	0	0	0
Contest Totals	321			130	189	2	0	0

### Proposition 12 – State of Texas

Vote For 1

	TOTAL	VOTE %		Election Day	Early Voting	Ballots By Mail	Provisional	Limited Ballot
For	151	52.80%	<div><div></div></div>	58	92	1	0	0
Against	135	47.20%	<div><div></div></div>	58	76	1	0	0
Total Votes Cast	286	100.00%	<div><div></div></div>	116	168	2	0	0
Overvotes	0			0	0	0	0	0
Undervotes	35			14	21	0	0	0
Contest Totals	321			130	189	2	0	0

## PCT 106

### Proposition 13 – State of Texas

Vote For 1

	TOTAL	VOTE %		Election Day	Early Voting	Ballots By Mail	Provisional	Limited Ballot
For	108	35.06%	<div><div></div></div>	46	62	0	0	0
Against	200	64.94%	<div><div></div></div>	79	119	2	0	0
Total Votes Cast	308	100.00%	<div><div></div></div>	125	181	2	0	0
Overvotes	0			0	0	0	0	0
Undervotes	13			5	8	0	0	0
Contest Totals	321			130	189	2	0	0

### Proposition 14 – State of Texas

Vote For 1

	TOTAL	VOTE %		Election Day	Early Voting	Ballots By Mail	Provisional	Limited Ballot
For	234	76.47%	<div><div></div></div>	94	138	2	0	0
Against	72	23.53%	<div><div></div></div>	32	40	0	0	0
Total Votes Cast	306	100.00%	<div><div></div></div>	126	178	2	0	0
Overvotes	0			0	0	0	0	0
Undervotes	15			4	11	0	0	0
Contest Totals	321			130	189	2	0	0

### Proposition A – Collin County

Vote For 1

	TOTAL	VOTE %		Election Day	Early Voting	Ballots By Mail	Provisional	Limited Ballot
For	158	50.48%	<div><div></div></div>	53	104	1	0	0
Against	155	49.52%	<div><div></div></div>	72	82	1	0	0
Total Votes Cast	313	100.00%	<div><div></div></div>	125	186	2	0	0
Overvotes	0			0	0	0	0	0
Undervotes	8			5	3	0	0	0
Contest Totals	321			130	189	2	0	0

### Proposition B – Collin County

Vote For 1

	TOTAL	VOTE %		Election Day	Early Voting	Ballots By Mail	Provisional	Limited Ballot
For	199	63.78%	<div><div></div></div>	77	121	1	0	0
Against	113	36.22%	<div><div></div></div>	49	63	1	0	0
Total Votes Cast	312	100.00%	<div><div></div></div>	126	184	2	0	0
Overvotes	0			0	0	0	0	0
Undervotes	9			4	5	0	0	0
Contest Totals	321			130	189	2	0	0

## PCT 106

### Proposition C – Collin County

Vote For 1

	TOTAL	VOTE %		Election Day	Early Voting	Ballots By Mail	Provisional	Limited Ballot
For	164	53.07%	<div><div></div></div>	63	99	2	0	0
Against	145	46.93%	<div><div></div></div>	62	83	0	0	0
Total Votes Cast	309	100.00%	<div><div></div></div>	125	182	2	0	0
Overvotes	0			0	0	0	0	0
Undervotes	12			5	7	0	0	0
Contest Totals	321			130	189	2	0	0

### Proposition D – Collin County

Vote For 1

	TOTAL	VOTE %		Election Day	Early Voting	Ballots By Mail	Provisional	Limited Ballot
For	175	56.45%	<div><div></div></div>	65	108	2	0	0
Against	135	43.55%	<div><div></div></div>	60	75	0	0	0
Total Votes Cast	310	100.00%	<div><div></div></div>	125	183	2	0	0
Overvotes	0			0	0	0	0	0
Undervotes	11			5	6	0	0	0
Contest Totals	321			130	189	2	0	0

### Proposition E – Collin County

Vote For 1

	TOTAL	VOTE %		Election Day	Early Voting	Ballots By Mail	Provisional	Limited Ballot
For	215	68.47%	<div><div></div></div>	83	131	1	0	0
Against	99	31.53%	<div><div></div></div>	45	53	1	0	0
Total Votes Cast	314	100.00%	<div><div></div></div>	128	184	2	0	0
Overvotes	0			0	0	0	0	0
Undervotes	7			2	5	0	0	0
Contest Totals	321			130	189	2	0	0

### Proposition A – City of Allen

Vote For 1

	TOTAL	VOTE %		Election Day	Early Voting	Ballots By Mail	Provisional	Limited Ballot
For	235	74.60%	<div><div></div></div>	87	147	1	0	0
Against	80	25.40%	<div><div></div></div>	41	38	1	0	0
Total Votes Cast	315	100.00%	<div><div></div></div>	128	185	2	0	0
Overvotes	0			0	0	0	0	0
Undervotes	4			2	2	0	0	0
Contest Totals	319			130	187	2	0	0

## PCT 106

### Proposition B – City of Allen

Vote For 1

	TOTAL	VOTE %		Election Day	Early Voting	Ballots By Mail	Provisional	Limited Ballot
For	164	51.90%	<div><div></div></div>	59	104	1	0	0
Against	152	48.10%	<div><div></div></div>	71	80	1	0	0
Total Votes Cast	316	100.00%	<div><div></div></div>	130	184	2	0	0
Overvotes	0			0	0	0	0	0
Undervotes	3			0	3	0	0	0
Contest Totals	319			130	187	2	0	0

### Proposition C – City of Allen

Vote For 1

	TOTAL	VOTE %		Election Day	Early Voting	Ballots By Mail	Provisional	Limited Ballot
For	119	38.76%	<div><div></div></div>	49	70	0	0	0
Against	188	61.24%	<div><div></div></div>	76	110	2	0	0
Total Votes Cast	307	100.00%	<div><div></div></div>	125	180	2	0	0
Overvotes	0			0	0	0	0	0
Undervotes	12			5	7	0	0	0
Contest Totals	319			130	187	2	0	0

### Proposition D – City of Allen

Vote For 1

	TOTAL	VOTE %		Election Day	Early Voting	Ballots By Mail	Provisional	Limited Ballot
For	186	59.42%	<div><div></div></div>	63	121	2	0	0
Against	127	40.58%	<div><div></div></div>	65	62	0	0	0
Total Votes Cast	313	100.00%	<div><div></div></div>	128	183	2	0	0
Overvotes	0			0	0	0	0	0
Undervotes	6			2	4	0	0	0
Contest Totals	319			130	187	2	0	0

### Proposition E – City of Allen

Vote For 1

	TOTAL	VOTE %		Election Day	Early Voting	Ballots By Mail	Provisional	Limited Ballot
For	174	55.24%	<div><div></div></div>	61	112	1	0	0
Against	141	44.76%	<div><div></div></div>	68	72	1	0	0
Total Votes Cast	315	100.00%	<div><div></div></div>	129	184	2	0	0
Overvotes	0			0	0	0	0	0
Undervotes	4			1	3	0	0	0
Contest Totals	319			130	187	2	0	0



## PCT 107

### Proposition 1 – State of Texas

Vote For 1

	TOTAL	VOTE %		Election Day	Early Voting	Ballots By Mail	Provision al	Limited Ballot
For	357	63.52%	<div><div></div></div>	159	192	6	0	0
Against	205	36.48%	<div><div></div></div>	86	116	3	0	0
Total Votes Cast	562	100.00%	<div><div></div></div>	245	308	9	0	0
Overvotes	0			0	0	0	0	0
Undervotes	8			1	6	1	0	0
Contest Totals	570			246	314	10	0	0

### Proposition 2 – State of Texas

Vote For 1

	TOTAL	VOTE %		Election Day	Early Voting	Ballots By Mail	Provision al	Limited Ballot
For	348	62.82%	<div><div></div></div>	157	182	9	0	0
Against	206	37.18%	<div><div></div></div>	86	119	1	0	0
Total Votes Cast	554	100.00%	<div><div></div></div>	243	301	10	0	0
Overvotes	0			0	0	0	0	0
Undervotes	16			3	13	0	0	0
Contest Totals	570			246	314	10	0	0

### Proposition 3 – State of Texas

Vote For 1

	TOTAL	VOTE %		Election Day	Early Voting	Ballots By Mail	Provision al	Limited Ballot
For	344	61.76%	<div><div></div></div>	141	196	7	0	0
Against	213	38.24%	<div><div></div></div>	99	111	3	0	0
Total Votes Cast	557	100.00%	<div><div></div></div>	240	307	10	0	0
Overvotes	0			0	0	0	0	0
Undervotes	13			6	7	0	0	0
Contest Totals	570			246	314	10	0	0

### Proposition 4 – State of Texas

Vote For 1

	TOTAL	VOTE %		Election Day	Early Voting	Ballots By Mail	Provision al	Limited Ballot
For	462	82.65%	<div><div></div></div>	190	262	10	0	0
Against	97	17.35%	<div><div></div></div>	53	44	0	0	0
Total Votes Cast	559	100.00%	<div><div></div></div>	243	306	10	0	0
Overvotes	0			0	0	0	0	0
Undervotes	11			3	8	0	0	0
Contest Totals	570			246	314	10	0	0

## PCT 107

### Proposition 5 – State of Texas

Vote For 1

	TOTAL	VOTE %		Election Day	Early Voting	Ballots By Mail	Provisional	Limited Ballot
For	368	66.19%	<div><div></div></div>	162	198	8	0	0
Against	188	33.81%	<div><div></div></div>	79	107	2	0	0
Total Votes Cast	556	100.00%	<div><div></div></div>	241	305	10	0	0
Overvotes	0			0	0	0	0	0
Undervotes	14			5	9	0	0	0
Contest Totals	570			246	314	10	0	0

### Proposition 6 – State of Texas

Vote For 1

	TOTAL	VOTE %		Election Day	Early Voting	Ballots By Mail	Provisional	Limited Ballot
For	444	79.00%	<div><div></div></div>	200	236	8	0	0
Against	118	21.00%	<div><div></div></div>	45	71	2	0	0
Total Votes Cast	562	100.00%	<div><div></div></div>	245	307	10	0	0
Overvotes	0			0	0	0	0	0
Undervotes	8			1	7	0	0	0
Contest Totals	570			246	314	10	0	0

### Proposition 7 – State of Texas

Vote For 1

	TOTAL	VOTE %		Election Day	Early Voting	Ballots By Mail	Provisional	Limited Ballot
For	313	55.60%	<div><div></div></div>	145	163	5	0	0
Against	250	44.40%	<div><div></div></div>	100	145	5	0	0
Total Votes Cast	563	100.00%	<div><div></div></div>	245	308	10	0	0
Overvotes	0			0	0	0	0	0
Undervotes	7			1	6	0	0	0
Contest Totals	570			246	314	10	0	0

### Proposition 8 – State of Texas

Vote For 1

	TOTAL	VOTE %		Election Day	Early Voting	Ballots By Mail	Provisional	Limited Ballot
For	381	68.16%	<div><div></div></div>	174	199	8	0	0
Against	178	31.84%	<div><div></div></div>	70	106	2	0	0
Total Votes Cast	559	100.00%	<div><div></div></div>	244	305	10	0	0
Overvotes	0			0	0	0	0	0
Undervotes	11			2	9	0	0	0
Contest Totals	570			246	314	10	0	0

## PCT 107

### Proposition 9 – State of Texas

Vote For 1

	TOTAL	VOTE %		Election Day	Early Voting	Ballots By Mail	Provisional	Limited Ballot
For	469	83.01%	<div><div></div></div>	202	259	8	0	0
Against	96	16.99%	<div><div></div></div>	44	50	2	0	0
Total Votes Cast	565	100.00%	<div><div></div></div>	246	309	10	0	0
Overvotes	0			0	0	0	0	0
Undervotes	5			0	5	0	0	0
Contest Totals	570			246	314	10	0	0

### Proposition 10 – State of Texas

Vote For 1

	TOTAL	VOTE %		Election Day	Early Voting	Ballots By Mail	Provisional	Limited Ballot
For	227	41.50%	<div><div></div></div>	98	124	5	0	0
Against	320	58.50%	<div><div></div></div>	138	177	5	0	0
Total Votes Cast	547	100.00%	<div><div></div></div>	236	301	10	0	0
Overvotes	0			0	0	0	0	0
Undervotes	23			10	13	0	0	0
Contest Totals	570			246	314	10	0	0

### Proposition 11 – State of Texas

Vote For 1

	TOTAL	VOTE %		Election Day	Early Voting	Ballots By Mail	Provisional	Limited Ballot
For	352	66.54%	<div><div></div></div>	155	190	7	0	0
Against	177	33.46%	<div><div></div></div>	77	98	2	0	0
Total Votes Cast	529	100.00%	<div><div></div></div>	232	288	9	0	0
Overvotes	0			0	0	0	0	0
Undervotes	41			14	26	1	0	0
Contest Totals	570			246	314	10	0	0

### Proposition 12 – State of Texas

Vote For 1

	TOTAL	VOTE %		Election Day	Early Voting	Ballots By Mail	Provisional	Limited Ballot
For	249	50.82%	<div><div></div></div>	107	139	3	0	0
Against	241	49.18%	<div><div></div></div>	110	129	2	0	0
Total Votes Cast	490	100.00%	<div><div></div></div>	217	268	5	0	0
Overvotes	0			0	0	0	0	0
Undervotes	80			29	46	5	0	0
Contest Totals	570			246	314	10	0	0

## PCT 107

### Proposition 13 – State of Texas

Vote For 1

	TOTAL	VOTE %		Election Day	Early Voting	Ballots By Mail	Provisional	Limited Ballot
For	189	34.05%	<div><div></div></div>	79	107	3	0	0
Against	366	65.95%	<div><div></div></div>	163	196	7	0	0
Total Votes Cast	555	100.00%	<div><div></div></div>	242	303	10	0	0
Overvotes	0			0	0	0	0	0
Undervotes	15			4	11	0	0	0
Contest Totals	570			246	314	10	0	0

### Proposition 14 – State of Texas

Vote For 1

	TOTAL	VOTE %		Election Day	Early Voting	Ballots By Mail	Provisional	Limited Ballot
For	426	76.07%	<div><div></div></div>	187	231	8	0	0
Against	134	23.93%	<div><div></div></div>	55	77	2	0	0
Total Votes Cast	560	100.00%	<div><div></div></div>	242	308	10	0	0
Overvotes	0			0	0	0	0	0
Undervotes	10			4	6	0	0	0
Contest Totals	570			246	314	10	0	0

### Proposition A – Collin County

Vote For 1

	TOTAL	VOTE %		Election Day	Early Voting	Ballots By Mail	Provisional	Limited Ballot
For	317	58.06%	<div><div></div></div>	136	174	7	0	0
Against	229	41.94%	<div><div></div></div>	101	128	0	0	0
Total Votes Cast	546	100.00%	<div><div></div></div>	237	302	7	0	0
Overvotes	0			0	0	0	0	0
Undervotes	24			9	12	3	0	0
Contest Totals	570			246	314	10	0	0

### Proposition B – Collin County

Vote For 1

	TOTAL	VOTE %		Election Day	Early Voting	Ballots By Mail	Provisional	Limited Ballot
For	371	66.73%	<div><div></div></div>	157	206	8	0	0
Against	185	33.27%	<div><div></div></div>	85	99	1	0	0
Total Votes Cast	556	100.00%	<div><div></div></div>	242	305	9	0	0
Overvotes	0			0	0	0	0	0
Undervotes	14			4	9	1	0	0
Contest Totals	570			246	314	10	0	0

## PCT 107

### Proposition C – Collin County

Vote For 1

	TOTAL	VOTE %		Election Day	Early Voting	Ballots By Mail	Provisional	Limited Ballot
For	329	60.48%	<div><div></div></div>	144	177	8	0	0
Against	215	39.52%	<div><div></div></div>	93	122	0	0	0
Total Votes Cast	544	100.00%	<div><div></div></div>	237	299	8	0	0
Overvotes	0			0	0	0	0	0
Undervotes	26			9	15	2	0	0
Contest Totals	570			246	314	10	0	0

### Proposition D – Collin County

Vote For 1

	TOTAL	VOTE %		Election Day	Early Voting	Ballots By Mail	Provisional	Limited Ballot
For	366	65.83%	<div><div></div></div>	158	200	8	0	0
Against	190	34.17%	<div><div></div></div>	81	107	2	0	0
Total Votes Cast	556	100.00%	<div><div></div></div>	239	307	10	0	0
Overvotes	0			0	0	0	0	0
Undervotes	14			7	7	0	0	0
Contest Totals	570			246	314	10	0	0

### Proposition E – Collin County

Vote For 1

	TOTAL	VOTE %		Election Day	Early Voting	Ballots By Mail	Provisional	Limited Ballot
For	423	76.08%	<div><div></div></div>	186	227	10	0	0
Against	133	23.92%	<div><div></div></div>	55	78	0	0	0
Total Votes Cast	556	100.00%	<div><div></div></div>	241	305	10	0	0
Overvotes	0			0	0	0	0	0
Undervotes	14			5	9	0	0	0
Contest Totals	570			246	314	10	0	0

## PCT 108

### Proposition 1 – State of Texas

Vote For 1

	TOTAL	VOTE %		Election Day	Early Voting	Ballots By Mail	Provision al	Limited Ballot
For	217	61.47%	<div><div></div></div>	115	100	2	0	0
Against	136	38.53%	<div><div></div></div>	66	68	2	0	0
Total Votes Cast	353	100.00%	<div><div></div></div>	181	168	4	0	0
Overvotes	0			0	0	0	0	0
Undervotes	8			4	4	0	0	0
Contest Totals	361			185	172	4	0	0

### Proposition 2 – State of Texas

Vote For 1

	TOTAL	VOTE %		Election Day	Early Voting	Ballots By Mail	Provision al	Limited Ballot
For	229	66.38%	<div><div></div></div>	121	108	0	0	0
Against	116	33.62%	<div><div></div></div>	56	56	4	0	0
Total Votes Cast	345	100.00%	<div><div></div></div>	177	164	4	0	0
Overvotes	0			0	0	0	0	0
Undervotes	16			8	8	0	0	0
Contest Totals	361			185	172	4	0	0

### Proposition 3 – State of Texas

Vote For 1

	TOTAL	VOTE %		Election Day	Early Voting	Ballots By Mail	Provision al	Limited Ballot
For	210	60.00%	<div><div></div></div>	109	98	3	0	0
Against	140	40.00%	<div><div></div></div>	72	67	1	0	0
Total Votes Cast	350	100.00%	<div><div></div></div>	181	165	4	0	0
Overvotes	0			0	0	0	0	0
Undervotes	11			4	7	0	0	0
Contest Totals	361			185	172	4	0	0

### Proposition 4 – State of Texas

Vote For 1

	TOTAL	VOTE %		Election Day	Early Voting	Ballots By Mail	Provision al	Limited Ballot
For	276	77.97%	<div><div></div></div>	144	128	4	0	0
Against	78	22.03%	<div><div></div></div>	37	41	0	0	0
Total Votes Cast	354	100.00%	<div><div></div></div>	181	169	4	0	0
Overvotes	0			0	0	0	0	0
Undervotes	7			4	3	0	0	0
Contest Totals	361			185	172	4	0	0

## PCT 108

### Proposition 5 – State of Texas

Vote For 1

	TOTAL	VOTE %		Election Day	Early Voting	Ballots By Mail	Provision al	Limited Ballot
For	235	66.76%	<div><div></div></div>	119	112	4	0	0
Against	117	33.24%	<div><div></div></div>	62	55	0	0	0
Total Votes Cast	352	100.00%	<div><div></div></div>	181	167	4	0	0
Overvotes	0			0	0	0	0	0
Undervotes	9			4	5	0	0	0
Contest Totals	361			185	172	4	0	0

### Proposition 6 – State of Texas

Vote For 1

	TOTAL	VOTE %		Election Day	Early Voting	Ballots By Mail	Provision al	Limited Ballot
For	288	81.13%	<div><div></div></div>	149	135	4	0	0
Against	67	18.87%	<div><div></div></div>	34	33	0	0	0
Total Votes Cast	355	100.00%	<div><div></div></div>	183	168	4	0	0
Overvotes	0			0	0	0	0	0
Undervotes	6			2	4	0	0	0
Contest Totals	361			185	172	4	0	0

### Proposition 7 – State of Texas

Vote For 1

	TOTAL	VOTE %		Election Day	Early Voting	Ballots By Mail	Provision al	Limited Ballot
For	199	55.74%	<div><div></div></div>	98	99	2	0	0
Against	158	44.26%	<div><div></div></div>	86	70	2	0	0
Total Votes Cast	357	100.00%	<div><div></div></div>	184	169	4	0	0
Overvotes	0			0	0	0	0	0
Undervotes	4			1	3	0	0	0
Contest Totals	361			185	172	4	0	0

### Proposition 8 – State of Texas

Vote For 1

	TOTAL	VOTE %		Election Day	Early Voting	Ballots By Mail	Provision al	Limited Ballot
For	261	73.73%	<div><div></div></div>	133	125	3	0	0
Against	93	26.27%	<div><div></div></div>	49	43	1	0	0
Total Votes Cast	354	100.00%	<div><div></div></div>	182	168	4	0	0
Overvotes	0			0	0	0	0	0
Undervotes	7			3	4	0	0	0
Contest Totals	361			185	172	4	0	0

## PCT 108

### Proposition 9 – State of Texas

Vote For 1

	TOTAL	VOTE %		Election Day	Early Voting	Ballots By Mail	Provisional	Limited Ballot
For	297	83.19%	<div><div></div></div>	155	138	4	0	0
Against	60	16.81%	<div><div></div></div>	29	31	0	0	0
Total Votes Cast	357	100.00%	<div><div></div></div>	184	169	4	0	0
Overvotes	0			0	0	0	0	0
Undervotes	4			1	3	0	0	0
Contest Totals	361			185	172	4	0	0

### Proposition 10 – State of Texas

Vote For 1

	TOTAL	VOTE %		Election Day	Early Voting	Ballots By Mail	Provisional	Limited Ballot
For	160	46.24%	<div><div></div></div>	78	80	2	0	0
Against	186	53.76%	<div><div></div></div>	100	84	2	0	0
Total Votes Cast	346	100.00%	<div><div></div></div>	178	164	4	0	0
Overvotes	0			0	0	0	0	0
Undervotes	15			7	8	0	0	0
Contest Totals	361			185	172	4	0	0

### Proposition 11 – State of Texas

Vote For 1

	TOTAL	VOTE %		Election Day	Early Voting	Ballots By Mail	Provisional	Limited Ballot
For	229	66.76%	<div><div></div></div>	114	111	4	0	0
Against	114	33.24%	<div><div></div></div>	61	53	0	0	0
Total Votes Cast	343	100.00%	<div><div></div></div>	175	164	4	0	0
Overvotes	0			0	0	0	0	0
Undervotes	18			10	8	0	0	0
Contest Totals	361			185	172	4	0	0

### Proposition 12 – State of Texas

Vote For 1

	TOTAL	VOTE %		Election Day	Early Voting	Ballots By Mail	Provisional	Limited Ballot
For	136	41.98%	<div><div></div></div>	64	69	3	0	0
Against	188	58.02%	<div><div></div></div>	103	84	1	0	0
Total Votes Cast	324	100.00%	<div><div></div></div>	167	153	4	0	0
Overvotes	0			0	0	0	0	0
Undervotes	37			18	19	0	0	0
Contest Totals	361			185	172	4	0	0



## PCT 108

### Proposition 13 – State of Texas

Vote For 1

	TOTAL	VOTE %		Election Day	Early Voting	Ballots By Mail	Provision al	Limited Ballot
For	116	33.24%	<div><div></div></div>	57	59	0	0	0
Against	233	66.76%	<div><div></div></div>	123	106	4	0	0
Total Votes Cast	349	100.00%	<div><div></div></div>	180	165	4	0	0
Overvotes	0			0	0	0	0	0
Undervotes	12			5	7	0	0	0
Contest Totals	361			185	172	4	0	0

### Proposition 14 – State of Texas

Vote For 1

	TOTAL	VOTE %		Election Day	Early Voting	Ballots By Mail	Provision al	Limited Ballot
For	278	78.98%	<div><div></div></div>	144	130	4	0	0
Against	74	21.02%	<div><div></div></div>	36	38	0	0	0
Total Votes Cast	352	100.00%	<div><div></div></div>	180	168	4	0	0
Overvotes	0			0	0	0	0	0
Undervotes	9			5	4	0	0	0
Contest Totals	361			185	172	4	0	0

### Proposition A – Collin County

Vote For 1

	TOTAL	VOTE %		Election Day	Early Voting	Ballots By Mail	Provision al	Limited Ballot
For	187	54.20%	<div><div></div></div>	92	93	2	0	0
Against	158	45.80%	<div><div></div></div>	85	71	2	0	0
Total Votes Cast	345	100.00%	<div><div></div></div>	177	164	4	0	0
Overvotes	0			0	0	0	0	0
Undervotes	16			8	8	0	0	0
Contest Totals	361			185	172	4	0	0

### Proposition B – Collin County

Vote For 1

	TOTAL	VOTE %		Election Day	Early Voting	Ballots By Mail	Provision al	Limited Ballot
For	224	64.37%	<div><div></div></div>	111	110	3	0	0
Against	124	35.63%	<div><div></div></div>	67	56	1	0	0
Total Votes Cast	348	100.00%	<div><div></div></div>	178	166	4	0	0
Overvotes	0			0	0	0	0	0
Undervotes	13			7	6	0	0	0
Contest Totals	361			185	172	4	0	0

## PCT 108

### Proposition C – Collin County

Vote For 1

	TOTAL	VOTE %		Election Day	Early Voting	Ballots By Mail	Provisional	Limited Ballot
For	189	54.62%	<div><div></div></div>	93	94	2	0	0
Against	157	45.38%	<div><div></div></div>	85	70	2	0	0
Total Votes Cast	346	100.00%	<div><div></div></div>	178	164	4	0	0
Overvotes	0			0	0	0	0	0
Undervotes	15			7	8	0	0	0
Contest Totals	361			185	172	4	0	0

### Proposition D – Collin County

Vote For 1

	TOTAL	VOTE %		Election Day	Early Voting	Ballots By Mail	Provisional	Limited Ballot
For	247	70.77%	<div><div></div></div>	132	113	2	0	0
Against	102	29.23%	<div><div></div></div>	48	52	2	0	0
Total Votes Cast	349	100.00%	<div><div></div></div>	180	165	4	0	0
Overvotes	0			0	0	0	0	0
Undervotes	12			5	7	0	0	0
Contest Totals	361			185	172	4	0	0

### Proposition E – Collin County

Vote For 1

	TOTAL	VOTE %		Election Day	Early Voting	Ballots By Mail	Provisional	Limited Ballot
For	261	73.94%	<div><div></div></div>	133	126	2	0	0
Against	92	26.06%	<div><div></div></div>	48	42	2	0	0
Total Votes Cast	353	100.00%	<div><div></div></div>	181	168	4	0	0
Overvotes	0			0	0	0	0	0
Undervotes	8			4	4	0	0	0
Contest Totals	361			185	172	4	0	0

## PCT 109

### Proposition 1 – State of Texas

Vote For 1

	TOTAL	VOTE %		Election Day	Early Voting	Ballots By Mail	Provision al	Limited Ballot
For	443	70.77%	<div><div></div></div>	237	202	4	0	0
Against	183	29.23%	<div><div></div></div>	88	91	4	0	0
Total Votes Cast	626	100.00%	<div><div></div></div>	325	293	8	0	0
Overvotes	0			0	0	0	0	0
Undervotes	12			8	4	0	0	0
Contest Totals	638			333	297	8	0	0

### Proposition 2 – State of Texas

Vote For 1

	TOTAL	VOTE %		Election Day	Early Voting	Ballots By Mail	Provision al	Limited Ballot
For	309	49.68%	<div><div></div></div>	172	131	6	0	0
Against	313	50.32%	<div><div></div></div>	151	160	2	0	0
Total Votes Cast	622	100.00%	<div><div></div></div>	323	291	8	0	0
Overvotes	0			0	0	0	0	0
Undervotes	16			10	6	0	0	0
Contest Totals	638			333	297	8	0	0

### Proposition 3 – State of Texas

Vote For 1

	TOTAL	VOTE %		Election Day	Early Voting	Ballots By Mail	Provision al	Limited Ballot
For	440	70.51%	<div><div></div></div>	230	206	4	0	0
Against	184	29.49%	<div><div></div></div>	96	85	3	0	0
Total Votes Cast	624	100.00%	<div><div></div></div>	326	291	7	0	0
Overvotes	0			0	0	0	0	0
Undervotes	14			7	6	1	0	0
Contest Totals	638			333	297	8	0	0

### Proposition 4 – State of Texas

Vote For 1

	TOTAL	VOTE %		Election Day	Early Voting	Ballots By Mail	Provision al	Limited Ballot
For	517	82.06%	<div><div></div></div>	265	249	3	0	0
Against	113	17.94%	<div><div></div></div>	60	48	5	0	0
Total Votes Cast	630	100.00%	<div><div></div></div>	325	297	8	0	0
Overvotes	0			0	0	0	0	0
Undervotes	8			8	0	0	0	0
Contest Totals	638			333	297	8	0	0

## PCT 109

### Proposition 5 – State of Texas

Vote For 1

	TOTAL	VOTE %		Election Day	Early Voting	Ballots By Mail	Provision al	Limited Ballot
For	355	56.89%	<div><div></div></div>	197	150	8	0	0
Against	269	43.11%	<div><div></div></div>	128	141	0	0	0
Total Votes Cast	624	100.00%	<div><div></div></div>	325	291	8	0	0
Overvotes	0			0	0	0	0	0
Undervotes	14			8	6	0	0	0
Contest Totals	638			333	297	8	0	0

### Proposition 6 – State of Texas

Vote For 1

	TOTAL	VOTE %		Election Day	Early Voting	Ballots By Mail	Provision al	Limited Ballot
For	426	67.94%	<div><div></div></div>	224	195	7	0	0
Against	201	32.06%	<div><div></div></div>	101	99	1	0	0
Total Votes Cast	627	100.00%	<div><div></div></div>	325	294	8	0	0
Overvotes	0			0	0	0	0	0
Undervotes	11			8	3	0	0	0
Contest Totals	638			333	297	8	0	0

### Proposition 7 – State of Texas

Vote For 1

	TOTAL	VOTE %		Election Day	Early Voting	Ballots By Mail	Provision al	Limited Ballot
For	319	50.72%	<div><div></div></div>	174	142	3	0	0
Against	310	49.28%	<div><div></div></div>	152	153	5	0	0
Total Votes Cast	629	100.00%	<div><div></div></div>	326	295	8	0	0
Overvotes	0			0	0	0	0	0
Undervotes	9			7	2	0	0	0
Contest Totals	638			333	297	8	0	0

### Proposition 8 – State of Texas

Vote For 1

	TOTAL	VOTE %		Election Day	Early Voting	Ballots By Mail	Provision al	Limited Ballot
For	371	59.08%	<div><div></div></div>	198	166	7	0	0
Against	257	40.92%	<div><div></div></div>	128	128	1	0	0
Total Votes Cast	628	100.00%	<div><div></div></div>	326	294	8	0	0
Overvotes	0			0	0	0	0	0
Undervotes	10			7	3	0	0	0
Contest Totals	638			333	297	8	0	0

## PCT 109

### Proposition 9 – State of Texas

Vote For 1

	TOTAL	VOTE %		Election Day	Early Voting	Ballots By Mail	Provisional	Limited Ballot
For	485	77.48%	<div><div></div></div>	253	225	7	0	0
Against	141	22.52%	<div><div></div></div>	75	65	1	0	0
Total Votes Cast	626	100.00%	<div><div></div></div>	328	290	8	0	0
Overvotes	0			0	0	0	0	0
Undervotes	12			5	7	0	0	0
Contest Totals	638			333	297	8	0	0

### Proposition 10 – State of Texas

Vote For 1

	TOTAL	VOTE %		Election Day	Early Voting	Ballots By Mail	Provisional	Limited Ballot
For	223	35.85%	<div><div></div></div>	126	94	3	0	0
Against	399	64.15%	<div><div></div></div>	197	197	5	0	0
Total Votes Cast	622	100.00%	<div><div></div></div>	323	291	8	0	0
Overvotes	0			0	0	0	0	0
Undervotes	16			10	6	0	0	0
Contest Totals	638			333	297	8	0	0

### Proposition 11 – State of Texas

Vote For 1

	TOTAL	VOTE %		Election Day	Early Voting	Ballots By Mail	Provisional	Limited Ballot
For	312	52.17%	<div><div></div></div>	169	138	5	0	0
Against	286	47.83%	<div><div></div></div>	142	141	3	0	0
Total Votes Cast	598	100.00%	<div><div></div></div>	311	279	8	0	0
Overvotes	0			0	0	0	0	0
Undervotes	40			22	18	0	0	0
Contest Totals	638			333	297	8	0	0

### Proposition 12 – State of Texas

Vote For 1

	TOTAL	VOTE %		Election Day	Early Voting	Ballots By Mail	Provisional	Limited Ballot
For	296	52.58%	<div><div></div></div>	154	138	4	0	0
Against	267	47.42%	<div><div></div></div>	136	128	3	0	0
Total Votes Cast	563	100.00%	<div><div></div></div>	290	266	7	0	0
Overvotes	0			0	0	0	0	0
Undervotes	75			43	31	1	0	0
Contest Totals	638			333	297	8	0	0

## PCT 109

### Proposition 13 – State of Texas

Vote For 1

	TOTAL	VOTE %		Election Day	Early Voting	Ballots By Mail	Provisional	Limited Ballot
For	193	31.48%	<div><div></div></div>	99	89	5	0	0
Against	420	68.52%	<div><div></div></div>	221	197	2	0	0
Total Votes Cast	613	100.00%	<div><div></div></div>	320	286	7	0	0
Overvotes	0			0	0	0	0	0
Undervotes	25			13	11	1	0	0
Contest Totals	638			333	297	8	0	0

### Proposition 14 – State of Texas

Vote For 1

	TOTAL	VOTE %		Election Day	Early Voting	Ballots By Mail	Provisional	Limited Ballot
For	406	65.38%	<div><div></div></div>	223	176	7	0	0
Against	215	34.62%	<div><div></div></div>	101	113	1	0	0
Total Votes Cast	621	100.00%	<div><div></div></div>	324	289	8	0	0
Overvotes	0			0	0	0	0	0
Undervotes	17			9	8	0	0	0
Contest Totals	638			333	297	8	0	0

### Proposition A – Collin County

Vote For 1

	TOTAL	VOTE %		Election Day	Early Voting	Ballots By Mail	Provisional	Limited Ballot
For	293	47.49%	<div><div></div></div>	152	139	2	0	0
Against	324	52.51%	<div><div></div></div>	169	150	5	0	0
Total Votes Cast	617	100.00%	<div><div></div></div>	321	289	7	0	0
Overvotes	0			0	0	0	0	0
Undervotes	21			12	8	1	0	0
Contest Totals	638			333	297	8	0	0

### Proposition B – Collin County

Vote For 1

	TOTAL	VOTE %		Election Day	Early Voting	Ballots By Mail	Provisional	Limited Ballot
For	370	58.92%	<div><div></div></div>	200	166	4	0	0
Against	258	41.08%	<div><div></div></div>	129	125	4	0	0
Total Votes Cast	628	100.00%	<div><div></div></div>	329	291	8	0	0
Overvotes	0			0	0	0	0	0
Undervotes	10			4	6	0	0	0
Contest Totals	638			333	297	8	0	0

## PCT 109

### Proposition C – Collin County

Vote For 1

	TOTAL	VOTE %		Election Day	Early Voting	Ballots By Mail	Provisional	Limited Ballot
For	297	48.14%	<div><div></div></div>	156	137	4	0	0
Against	320	51.86%	<div><div></div></div>	165	151	4	0	0
Total Votes Cast	617	100.00%	<div><div></div></div>	321	288	8	0	0
Overvotes	0			0	0	0	0	0
Undervotes	21			12	9	0	0	0
Contest Totals	638			333	297	8	0	0

### Proposition D – Collin County

Vote For 1

	TOTAL	VOTE %		Election Day	Early Voting	Ballots By Mail	Provisional	Limited Ballot
For	377	59.94%	<div><div></div></div>	218	151	8	0	0
Against	252	40.06%	<div><div></div></div>	111	141	0	0	0
Total Votes Cast	629	100.00%	<div><div></div></div>	329	292	8	0	0
Overvotes	0			0	0	0	0	0
Undervotes	9			4	5	0	0	0
Contest Totals	638			333	297	8	0	0

### Proposition E – Collin County

Vote For 1

	TOTAL	VOTE %		Election Day	Early Voting	Ballots By Mail	Provisional	Limited Ballot
For	401	63.85%	<div><div></div></div>	221	174	6	0	0
Against	227	36.15%	<div><div></div></div>	107	118	2	0	0
Total Votes Cast	628	100.00%	<div><div></div></div>	328	292	8	0	0
Overvotes	0			0	0	0	0	0
Undervotes	10			5	5	0	0	0
Contest Totals	638			333	297	8	0	0

## PCT 110

### Proposition 1 – State of Texas

Vote For 1

	TOTAL	VOTE %		Election Day	Early Voting	Ballots By Mail	Provision al	Limited Ballot
For	365	72.56%	<div><div></div></div>	199	160	5	1	0
Against	138	27.44%	<div><div></div></div>	66	69	3	0	0
Total Votes Cast	503	100.00%	<div><div></div></div>	265	229	8	1	0
Overvotes	0			0	0	0	0	0
Undervotes	8			3	5	0	0	0
Contest Totals	511			268	234	8	1	0

### Proposition 2 – State of Texas

Vote For 1

	TOTAL	VOTE %		Election Day	Early Voting	Ballots By Mail	Provision al	Limited Ballot
For	319	64.06%	<div><div></div></div>	184	129	5	1	0
Against	179	35.94%	<div><div></div></div>	79	97	3	0	0
Total Votes Cast	498	100.00%	<div><div></div></div>	263	226	8	1	0
Overvotes	0			0	0	0	0	0
Undervotes	13			5	8	0	0	0
Contest Totals	511			268	234	8	1	0

### Proposition 3 – State of Texas

Vote For 1

	TOTAL	VOTE %		Election Day	Early Voting	Ballots By Mail	Provision al	Limited Ballot
For	333	66.60%	<div><div></div></div>	172	157	3	1	0
Against	167	33.40%	<div><div></div></div>	90	72	5	0	0
Total Votes Cast	500	100.00%	<div><div></div></div>	262	229	8	1	0
Overvotes	0			0	0	0	0	0
Undervotes	11			6	5	0	0	0
Contest Totals	511			268	234	8	1	0

### Proposition 4 – State of Texas

Vote For 1

	TOTAL	VOTE %		Election Day	Early Voting	Ballots By Mail	Provision al	Limited Ballot
For	434	86.97%	<div><div></div></div>	224	204	5	1	0
Against	65	13.03%	<div><div></div></div>	39	23	3	0	0
Total Votes Cast	499	100.00%	<div><div></div></div>	263	227	8	1	0
Overvotes	0			0	0	0	0	0
Undervotes	12			5	7	0	0	0
Contest Totals	511			268	234	8	1	0



## PCT 110

### Proposition 5 – State of Texas

Vote For 1

	TOTAL	VOTE %		Election Day	Early Voting	Ballots By Mail	Provisional	Limited Ballot
For	322	65.18%	<div><div></div></div>	175	143	3	1	0
Against	172	34.82%	<div><div></div></div>	87	80	5	0	0
Total Votes Cast	494	100.00%	<div><div></div></div>	262	223	8	1	0
Overvotes	0			0	0	0	0	0
Undervotes	17			6	11	0	0	0
Contest Totals	511			268	234	8	1	0

### Proposition 6 – State of Texas

Vote For 1

	TOTAL	VOTE %		Election Day	Early Voting	Ballots By Mail	Provisional	Limited Ballot
For	409	81.64%	<div><div></div></div>	219	184	5	1	0
Against	92	18.36%	<div><div></div></div>	46	44	2	0	0
Total Votes Cast	501	100.00%	<div><div></div></div>	265	228	7	1	0
Overvotes	0			0	0	0	0	0
Undervotes	10			3	6	1	0	0
Contest Totals	511			268	234	8	1	0

### Proposition 7 – State of Texas

Vote For 1

	TOTAL	VOTE %		Election Day	Early Voting	Ballots By Mail	Provisional	Limited Ballot
For	299	59.92%	<div><div></div></div>	165	131	2	1	0
Against	200	40.08%	<div><div></div></div>	99	95	6	0	0
Total Votes Cast	499	100.00%	<div><div></div></div>	264	226	8	1	0
Overvotes	0			0	0	0	0	0
Undervotes	12			4	8	0	0	0
Contest Totals	511			268	234	8	1	0

### Proposition 8 – State of Texas

Vote For 1

	TOTAL	VOTE %		Election Day	Early Voting	Ballots By Mail	Provisional	Limited Ballot
For	336	67.33%	<div><div></div></div>	183	149	4	0	0
Against	163	32.67%	<div><div></div></div>	80	78	4	1	0
Total Votes Cast	499	100.00%	<div><div></div></div>	263	227	8	1	0
Overvotes	0			0	0	0	0	0
Undervotes	12			5	7	0	0	0
Contest Totals	511			268	234	8	1	0

## PCT 110

### Proposition 9 – State of Texas

Vote For 1

	TOTAL	VOTE %		Election Day	Early Voting	Ballots By Mail	Provisional	Limited Ballot
For	429	84.95%	<div><div></div></div>	216	206	6	1	0
Against	76	15.05%	<div><div></div></div>	50	24	2	0	0
Total Votes Cast	505	100.00%	<div><div></div></div>	266	230	8	1	0
Overvotes	0			0	0	0	0	0
Undervotes	6			2	4	0	0	0
Contest Totals	511			268	234	8	1	0

### Proposition 10 – State of Texas

Vote For 1

	TOTAL	VOTE %		Election Day	Early Voting	Ballots By Mail	Provisional	Limited Ballot
For	214	43.58%	<div><div></div></div>	125	87	1	1	0
Against	277	56.42%	<div><div></div></div>	134	136	7	0	0
Total Votes Cast	491	100.00%	<div><div></div></div>	259	223	8	1	0
Overvotes	0			0	0	0	0	0
Undervotes	20			9	11	0	0	0
Contest Totals	511			268	234	8	1	0

### Proposition 11 – State of Texas

Vote For 1

	TOTAL	VOTE %		Election Day	Early Voting	Ballots By Mail	Provisional	Limited Ballot
For	318	66.67%	<div><div></div></div>	163	148	6	1	0
Against	159	33.33%	<div><div></div></div>	84	73	2	0	0
Total Votes Cast	477	100.00%	<div><div></div></div>	247	221	8	1	0
Overvotes	0			0	0	0	0	0
Undervotes	34			21	13	0	0	0
Contest Totals	511			268	234	8	1	0

### Proposition 12 – State of Texas

Vote For 1

	TOTAL	VOTE %		Election Day	Early Voting	Ballots By Mail	Provisional	Limited Ballot
For	240	54.05%	<div><div></div></div>	120	116	3	1	0
Against	204	45.95%	<div><div></div></div>	107	92	5	0	0
Total Votes Cast	444	100.00%	<div><div></div></div>	227	208	8	1	0
Overvotes	0			0	0	0	0	0
Undervotes	67			41	26	0	0	0
Contest Totals	511			268	234	8	1	0

## PCT 110

### Proposition 13 – State of Texas

Vote For 1

	TOTAL	VOTE %		Election Day	Early Voting	Ballots By Mail	Provisional	Limited Ballot
For	165	33.54%	<div><div></div></div>	91	71	2	1	0
Against	327	66.46%	<div><div></div></div>	169	152	6	0	0
Total Votes Cast	492	100.00%	<div><div></div></div>	260	223	8	1	0
Overvotes	0			0	0	0	0	0
Undervotes	19			8	11	0	0	0
Contest Totals	511			268	234	8	1	0

### Proposition 14 – State of Texas

Vote For 1

	TOTAL	VOTE %		Election Day	Early Voting	Ballots By Mail	Provisional	Limited Ballot
For	390	78.63%	<div><div></div></div>	209	174	6	1	0
Against	106	21.37%	<div><div></div></div>	52	52	2	0	0
Total Votes Cast	496	100.00%	<div><div></div></div>	261	226	8	1	0
Overvotes	0			0	0	0	0	0
Undervotes	15			7	8	0	0	0
Contest Totals	511			268	234	8	1	0

### Proposition A – Collin County

Vote For 1

	TOTAL	VOTE %		Election Day	Early Voting	Ballots By Mail	Provisional	Limited Ballot
For	268	54.14%	<div><div></div></div>	141	121	5	1	0
Against	227	45.86%	<div><div></div></div>	119	105	3	0	0
Total Votes Cast	495	100.00%	<div><div></div></div>	260	226	8	1	0
Overvotes	0			0	0	0	0	0
Undervotes	16			8	8	0	0	0
Contest Totals	511			268	234	8	1	0

### Proposition B – Collin County

Vote For 1

	TOTAL	VOTE %		Election Day	Early Voting	Ballots By Mail	Provisional	Limited Ballot
For	311	62.58%	<div><div></div></div>	166	137	7	1	0
Against	186	37.42%	<div><div></div></div>	97	88	1	0	0
Total Votes Cast	497	100.00%	<div><div></div></div>	263	225	8	1	0
Overvotes	0			0	0	0	0	0
Undervotes	14			5	9	0	0	0
Contest Totals	511			268	234	8	1	0

## PCT 110

### Proposition C – Collin County

Vote For 1

	TOTAL	VOTE %		Election Day	Early Voting	Ballots By Mail	Provisional	Limited Ballot
For	273	55.60%	<div><div></div></div>	145	123	5	0	0
Against	218	44.40%	<div><div></div></div>	111	103	3	1	0
Total Votes Cast	491	100.00%	<div><div></div></div>	256	226	8	1	0
Overvotes	0			0	0	0	0	0
Undervotes	20			12	8	0	0	0
Contest Totals	511			268	234	8	1	0

### Proposition D – Collin County

Vote For 1

	TOTAL	VOTE %		Election Day	Early Voting	Ballots By Mail	Provisional	Limited Ballot
For	323	65.52%	<div><div></div></div>	169	148	6	0	0
Against	170	34.48%	<div><div></div></div>	91	76	2	1	0
Total Votes Cast	493	100.00%	<div><div></div></div>	260	224	8	1	0
Overvotes	0			0	0	0	0	0
Undervotes	18			8	10	0	0	0
Contest Totals	511			268	234	8	1	0

### Proposition E – Collin County

Vote For 1

	TOTAL	VOTE %		Election Day	Early Voting	Ballots By Mail	Provisional	Limited Ballot
For	355	71.57%	<div><div></div></div>	185	162	7	1	0
Against	141	28.43%	<div><div></div></div>	77	63	1	0	0
Total Votes Cast	496	100.00%	<div><div></div></div>	262	225	8	1	0
Overvotes	0			0	0	0	0	0
Undervotes	15			6	9	0	0	0
Contest Totals	511			268	234	8	1	0

## PCT 111

### Proposition 1 – State of Texas

Vote For 1

	TOTAL	VOTE %		Election Day	Early Voting	Ballots By Mail	Provisional	Limited Ballot
For	273	81.25%	<div><div></div></div>	150	114	9	0	0
Against	63	18.75%	<div><div></div></div>	32	30	1	0	0
Total Votes Cast	336	100.00%	<div><div></div></div>	182	144	10	0	0
Overvotes	0			0	0	0	0	0
Undervotes	5			3	2	0	0	0
Contest Totals	341			185	146	10	0	0

### Proposition 2 – State of Texas

Vote For 1

	TOTAL	VOTE %		Election Day	Early Voting	Ballots By Mail	Provisional	Limited Ballot
For	204	61.26%	<div><div></div></div>	104	95	5	0	0
Against	129	38.74%	<div><div></div></div>	77	47	5	0	0
Total Votes Cast	333	100.00%	<div><div></div></div>	181	142	10	0	0
Overvotes	0			0	0	0	0	0
Undervotes	8			4	4	0	0	0
Contest Totals	341			185	146	10	0	0

### Proposition 3 – State of Texas

Vote For 1

	TOTAL	VOTE %		Election Day	Early Voting	Ballots By Mail	Provisional	Limited Ballot
For	275	81.85%	<div><div></div></div>	148	119	8	0	0
Against	61	18.15%	<div><div></div></div>	34	25	2	0	0
Total Votes Cast	336	100.00%	<div><div></div></div>	182	144	10	0	0
Overvotes	0			0	0	0	0	0
Undervotes	5			3	2	0	0	0
Contest Totals	341			185	146	10	0	0

### Proposition 4 – State of Texas

Vote For 1

	TOTAL	VOTE %		Election Day	Early Voting	Ballots By Mail	Provisional	Limited Ballot
For	296	87.57%	<div><div></div></div>	165	123	8	0	0
Against	42	12.43%	<div><div></div></div>	18	22	2	0	0
Total Votes Cast	338	100.00%	<div><div></div></div>	183	145	10	0	0
Overvotes	0			0	0	0	0	0
Undervotes	3			2	1	0	0	0
Contest Totals	341			185	146	10	0	0

## PCT 111

### Proposition 5 – State of Texas

Vote For 1

	TOTAL	VOTE %		Election Day	Early Voting	Ballots By Mail	Provisional	Limited Ballot
For	197	58.98%	<div><div></div></div>	94	97	6	0	0
Against	137	41.02%	<div><div></div></div>	88	45	4	0	0
Total Votes Cast	334	100.00%	<div><div></div></div>	182	142	10	0	0
Overvotes	0			0	0	0	0	0
Undervotes	7			3	4	0	0	0
Contest Totals	341			185	146	10	0	0

### Proposition 6 – State of Texas

Vote For 1

	TOTAL	VOTE %		Election Day	Early Voting	Ballots By Mail	Provisional	Limited Ballot
For	248	74.25%	<div><div></div></div>	131	112	5	0	0
Against	86	25.75%	<div><div></div></div>	50	31	5	0	0
Total Votes Cast	334	100.00%	<div><div></div></div>	181	143	10	0	0
Overvotes	0			0	0	0	0	0
Undervotes	7			4	3	0	0	0
Contest Totals	341			185	146	10	0	0

### Proposition 7 – State of Texas

Vote For 1

	TOTAL	VOTE %		Election Day	Early Voting	Ballots By Mail	Provisional	Limited Ballot
For	230	68.66%	<div><div></div></div>	119	104	7	0	0
Against	105	31.34%	<div><div></div></div>	62	40	3	0	0
Total Votes Cast	335	100.00%	<div><div></div></div>	181	144	10	0	0
Overvotes	0			0	0	0	0	0
Undervotes	6			4	2	0	0	0
Contest Totals	341			185	146	10	0	0

### Proposition 8 – State of Texas

Vote For 1

	TOTAL	VOTE %		Election Day	Early Voting	Ballots By Mail	Provisional	Limited Ballot
For	207	62.92%	<div><div></div></div>	101	100	6	0	0
Against	122	37.08%	<div><div></div></div>	76	42	4	0	0
Total Votes Cast	329	100.00%	<div><div></div></div>	177	142	10	0	0
Overvotes	0			0	0	0	0	0
Undervotes	12			8	4	0	0	0
Contest Totals	341			185	146	10	0	0

## PCT 111

### Proposition 9 – State of Texas

Vote For 1

	TOTAL	VOTE %		Election Day	Early Voting	Ballots By Mail	Provisional	Limited Ballot
For	237	71.17%	<div><div></div></div>	124	106	7	0	0
Against	96	28.83%	<div><div></div></div>	58	35	3	0	0
Total Votes Cast	333	100.00%	<div><div></div></div>	182	141	10	0	0
Overvotes	0			0	0	0	0	0
Undervotes	8			3	5	0	0	0
Contest Totals	341			185	146	10	0	0

### Proposition 10 – State of Texas

Vote For 1

	TOTAL	VOTE %		Election Day	Early Voting	Ballots By Mail	Provisional	Limited Ballot
For	169	51.06%	<div><div></div></div>	84	82	3	0	0
Against	162	48.94%	<div><div></div></div>	95	60	7	0	0
Total Votes Cast	331	100.00%	<div><div></div></div>	179	142	10	0	0
Overvotes	0			0	0	0	0	0
Undervotes	10			6	4	0	0	0
Contest Totals	341			185	146	10	0	0

### Proposition 11 – State of Texas

Vote For 1

	TOTAL	VOTE %		Election Day	Early Voting	Ballots By Mail	Provisional	Limited Ballot
For	187	57.72%	<div><div></div></div>	96	87	4	0	0
Against	137	42.28%	<div><div></div></div>	80	52	5	0	0
Total Votes Cast	324	100.00%	<div><div></div></div>	176	139	9	0	0
Overvotes	0			0	0	0	0	0
Undervotes	17			9	7	1	0	0
Contest Totals	341			185	146	10	0	0

### Proposition 12 – State of Texas

Vote For 1

	TOTAL	VOTE %		Election Day	Early Voting	Ballots By Mail	Provisional	Limited Ballot
For	198	63.67%	<div><div></div></div>	104	89	5	0	0
Against	113	36.33%	<div><div></div></div>	68	41	4	0	0
Total Votes Cast	311	100.00%	<div><div></div></div>	172	130	9	0	0
Overvotes	0			0	0	0	0	0
Undervotes	30			13	16	1	0	0
Contest Totals	341			185	146	10	0	0

## PCT 111

### Proposition 13 – State of Texas

Vote For 1

	TOTAL	VOTE %		Election Day	Early Voting	Ballots By Mail	Provisional	Limited Ballot
For	138	41.57%	<div><div></div></div>	70	66	2	0	0
Against	194	58.43%	<div><div></div></div>	111	76	7	0	0
Total Votes Cast	332	100.00%	<div><div></div></div>	181	142	9	0	0
Overvotes	0			0	0	0	0	0
Undervotes	9			4	4	1	0	0
Contest Totals	341			185	146	10	0	0

### Proposition 14 – State of Texas

Vote For 1

	TOTAL	VOTE %		Election Day	Early Voting	Ballots By Mail	Provisional	Limited Ballot
For	227	69.00%	<div><div></div></div>	119	104	4	0	0
Against	102	31.00%	<div><div></div></div>	59	38	5	0	0
Total Votes Cast	329	100.00%	<div><div></div></div>	178	142	9	0	0
Overvotes	0			0	0	0	0	0
Undervotes	12			7	4	1	0	0
Contest Totals	341			185	146	10	0	0

### Proposition A – Collin County

Vote For 1

	TOTAL	VOTE %		Election Day	Early Voting	Ballots By Mail	Provisional	Limited Ballot
For	168	51.06%	<div><div></div></div>	82	84	2	0	0
Against	161	48.94%	<div><div></div></div>	96	58	7	0	0
Total Votes Cast	329	100.00%	<div><div></div></div>	178	142	9	0	0
Overvotes	0			0	0	0	0	0
Undervotes	12			7	4	1	0	0
Contest Totals	341			185	146	10	0	0

### Proposition B – Collin County

Vote For 1

	TOTAL	VOTE %		Election Day	Early Voting	Ballots By Mail	Provisional	Limited Ballot
For	209	63.14%	<div><div></div></div>	106	97	6	0	0
Against	122	36.86%	<div><div></div></div>	72	47	3	0	0
Total Votes Cast	331	100.00%	<div><div></div></div>	178	144	9	0	0
Overvotes	0			0	0	0	0	0
Undervotes	10			7	2	1	0	0
Contest Totals	341			185	146	10	0	0



## PCT 111

### Proposition C – Collin County

Vote For 1

	TOTAL	VOTE %		Election Day	Early Voting	Ballots By Mail	Provisional	Limited Ballot
For	175	53.35%	<div><div></div></div>	83	89	3	0	0
Against	153	46.65%	<div><div></div></div>	94	53	6	0	0
Total Votes Cast	328	100.00%	<div><div></div></div>	177	142	9	0	0
Overvotes	0			0	0	0	0	0
Undervotes	13			8	4	1	0	0
Contest Totals	341			185	146	10	0	0

### Proposition D – Collin County

Vote For 1

	TOTAL	VOTE %		Election Day	Early Voting	Ballots By Mail	Provisional	Limited Ballot
For	211	64.53%	<div><div></div></div>	110	97	4	0	0
Against	116	35.47%	<div><div></div></div>	67	44	5	0	0
Total Votes Cast	327	100.00%	<div><div></div></div>	177	141	9	0	0
Overvotes	0			0	0	0	0	0
Undervotes	14			8	5	1	0	0
Contest Totals	341			185	146	10	0	0

### Proposition E – Collin County

Vote For 1

	TOTAL	VOTE %		Election Day	Early Voting	Ballots By Mail	Provisional	Limited Ballot
For	241	72.37%	<div><div></div></div>	121	116	4	0	0
Against	92	27.63%	<div><div></div></div>	59	28	5	0	0
Total Votes Cast	333	100.00%	<div><div></div></div>	180	144	9	0	0
Overvotes	0			0	0	0	0	0
Undervotes	8			5	2	1	0	0
Contest Totals	341			185	146	10	0	0

## PCT 112

### Proposition 1 – State of Texas

Vote For 1

	TOTAL	VOTE %		Election Day	Early Voting	Ballots By Mail	Provision al	Limited Ballot
For	287	65.08%	<div><div></div></div>	155	126	6	0	0
Against	154	34.92%	<div><div></div></div>	64	86	4	0	0
Total Votes Cast	441	100.00%	<div><div></div></div>	219	212	10	0	0
Overvotes	0			0	0	0	0	0
Undervotes	8			1	7	0	0	0
Contest Totals	449			220	219	10	0	0

### Proposition 2 – State of Texas

Vote For 1

	TOTAL	VOTE %		Election Day	Early Voting	Ballots By Mail	Provision al	Limited Ballot
For	292	66.67%	<div><div></div></div>	143	143	6	0	0
Against	146	33.33%	<div><div></div></div>	71	71	4	0	0
Total Votes Cast	438	100.00%	<div><div></div></div>	214	214	10	0	0
Overvotes	0			0	0	0	0	0
Undervotes	11			6	5	0	0	0
Contest Totals	449			220	219	10	0	0

### Proposition 3 – State of Texas

Vote For 1

	TOTAL	VOTE %		Election Day	Early Voting	Ballots By Mail	Provision al	Limited Ballot
For	294	66.22%	<div><div></div></div>	150	136	8	0	0
Against	150	33.78%	<div><div></div></div>	69	79	2	0	0
Total Votes Cast	444	100.00%	<div><div></div></div>	219	215	10	0	0
Overvotes	0			0	0	0	0	0
Undervotes	5			1	4	0	0	0
Contest Totals	449			220	219	10	0	0

### Proposition 4 – State of Texas

Vote For 1

	TOTAL	VOTE %		Election Day	Early Voting	Ballots By Mail	Provision al	Limited Ballot
For	374	84.62%	<div><div></div></div>	188	177	9	0	0
Against	68	15.38%	<div><div></div></div>	29	39	0	0	0
Total Votes Cast	442	100.00%	<div><div></div></div>	217	216	9	0	0
Overvotes	0			0	0	0	0	0
Undervotes	7			3	3	1	0	0
Contest Totals	449			220	219	10	0	0

## PCT 112

### Proposition 5 – State of Texas

Vote For 1

	TOTAL	VOTE %		Election Day	Early Voting	Ballots By Mail	Provisional	Limited Ballot
For	291	66.29%	<div><div></div></div>	147	138	6	0	0
Against	148	33.71%	<div><div></div></div>	70	75	3	0	0
Total Votes Cast	439	100.00%	<div><div></div></div>	217	213	9	0	0
Overvotes	0			0	0	0	0	0
Undervotes	10			3	6	1	0	0
Contest Totals	449			220	219	10	0	0

### Proposition 6 – State of Texas

Vote For 1

	TOTAL	VOTE %		Election Day	Early Voting	Ballots By Mail	Provisional	Limited Ballot
For	356	80.54%	<div><div></div></div>	177	172	7	0	0
Against	86	19.46%	<div><div></div></div>	40	43	3	0	0
Total Votes Cast	442	100.00%	<div><div></div></div>	217	215	10	0	0
Overvotes	0			0	0	0	0	0
Undervotes	7			3	4	0	0	0
Contest Totals	449			220	219	10	0	0

### Proposition 7 – State of Texas

Vote For 1

	TOTAL	VOTE %		Election Day	Early Voting	Ballots By Mail	Provisional	Limited Ballot
For	251	56.92%	<div><div></div></div>	141	105	5	0	0
Against	190	43.08%	<div><div></div></div>	75	111	4	0	0
Total Votes Cast	441	100.00%	<div><div></div></div>	216	216	9	0	0
Overvotes	0			0	0	0	0	0
Undervotes	8			4	3	1	0	0
Contest Totals	449			220	219	10	0	0

### Proposition 8 – State of Texas

Vote For 1

	TOTAL	VOTE %		Election Day	Early Voting	Ballots By Mail	Provisional	Limited Ballot
For	315	71.59%	<div><div></div></div>	159	150	6	0	0
Against	125	28.41%	<div><div></div></div>	55	66	4	0	0
Total Votes Cast	440	100.00%	<div><div></div></div>	214	216	10	0	0
Overvotes	0			0	0	0	0	0
Undervotes	9			6	3	0	0	0
Contest Totals	449			220	219	10	0	0

## PCT 112

### Proposition 9 – State of Texas

Vote For 1

	TOTAL	VOTE %		Election Day	Early Voting	Ballots By Mail	Provisional	Limited Ballot
For	375	84.65%	<div><div></div></div>	174	191	10	0	0
Against	68	15.35%	<div><div></div></div>	41	27	0	0	0
Total Votes Cast	443	100.00%	<div><div></div></div>	215	218	10	0	0
Overvotes	0			0	0	0	0	0
Undervotes	6			5	1	0	0	0
Contest Totals	449			220	219	10	0	0

### Proposition 10 – State of Texas

Vote For 1

	TOTAL	VOTE %		Election Day	Early Voting	Ballots By Mail	Provisional	Limited Ballot
For	185	42.24%	<div><div></div></div>	98	81	6	0	0
Against	253	57.76%	<div><div></div></div>	116	133	4	0	0
Total Votes Cast	438	100.00%	<div><div></div></div>	214	214	10	0	0
Overvotes	0			0	0	0	0	0
Undervotes	11			6	5	0	0	0
Contest Totals	449			220	219	10	0	0

### Proposition 11 – State of Texas

Vote For 1

	TOTAL	VOTE %		Election Day	Early Voting	Ballots By Mail	Provisional	Limited Ballot
For	297	70.21%	<div><div></div></div>	139	155	3	0	0
Against	126	29.79%	<div><div></div></div>	65	55	6	0	0
Total Votes Cast	423	100.00%	<div><div></div></div>	204	210	9	0	0
Overvotes	0			0	0	0	0	0
Undervotes	26			16	9	1	0	0
Contest Totals	449			220	219	10	0	0

### Proposition 12 – State of Texas

Vote For 1

	TOTAL	VOTE %		Election Day	Early Voting	Ballots By Mail	Provisional	Limited Ballot
For	220	55.28%	<div><div></div></div>	105	107	8	0	0
Against	178	44.72%	<div><div></div></div>	83	94	1	0	0
Total Votes Cast	398	100.00%	<div><div></div></div>	188	201	9	0	0
Overvotes	0			0	0	0	0	0
Undervotes	51			32	18	1	0	0
Contest Totals	449			220	219	10	0	0

## PCT 112

### Proposition 13 – State of Texas

Vote For 1

	TOTAL	VOTE %		Election Day	Early Voting	Ballots By Mail	Provisional	Limited Ballot
For	164	37.19%	<div><div></div></div>	79	81	4	0	0
Against	277	62.81%	<div><div></div></div>	136	135	6	0	0
Total Votes Cast	441	100.00%	<div><div></div></div>	215	216	10	0	0
Overvotes	0			0	0	0	0	0
Undervotes	8			5	3	0	0	0
Contest Totals	449			220	219	10	0	0

### Proposition 14 – State of Texas

Vote For 1

	TOTAL	VOTE %		Election Day	Early Voting	Ballots By Mail	Provisional	Limited Ballot
For	330	74.83%	<div><div></div></div>	166	160	4	0	0
Against	111	25.17%	<div><div></div></div>	49	56	6	0	0
Total Votes Cast	441	100.00%	<div><div></div></div>	215	216	10	0	0
Overvotes	0			0	0	0	0	0
Undervotes	8			5	3	0	0	0
Contest Totals	449			220	219	10	0	0

### Proposition A – Collin County

Vote For 1

	TOTAL	VOTE %		Election Day	Early Voting	Ballots By Mail	Provisional	Limited Ballot
For	259	59.27%	<div><div></div></div>	114	138	7	0	0
Against	178	40.73%	<div><div></div></div>	98	77	3	0	0
Total Votes Cast	437	100.00%	<div><div></div></div>	212	215	10	0	0
Overvotes	0			0	0	0	0	0
Undervotes	12			8	4	0	0	0
Contest Totals	449			220	219	10	0	0

### Proposition B – Collin County

Vote For 1

	TOTAL	VOTE %		Election Day	Early Voting	Ballots By Mail	Provisional	Limited Ballot
For	289	65.68%	<div><div></div></div>	136	148	5	0	0
Against	151	34.32%	<div><div></div></div>	76	70	5	0	0
Total Votes Cast	440	100.00%	<div><div></div></div>	212	218	10	0	0
Overvotes	0			0	0	0	0	0
Undervotes	9			8	1	0	0	0
Contest Totals	449			220	219	10	0	0

## PCT 112

### Proposition C – Collin County

Vote For 1

	TOTAL	VOTE %		Election Day	Early Voting	Ballots By Mail	Provisional	Limited Ballot
For	263	60.05%	<div><div></div></div>	117	139	7	0	0
Against	175	39.95%	<div><div></div></div>	96	77	2	0	0
Total Votes Cast	438	100.00%	<div><div></div></div>	213	216	9	0	0
Overvotes	0			0	0	0	0	0
Undervotes	11			7	3	1	0	0
Contest Totals	449			220	219	10	0	0

### Proposition D – Collin County

Vote For 1

	TOTAL	VOTE %		Election Day	Early Voting	Ballots By Mail	Provisional	Limited Ballot
For	304	68.93%	<div><div></div></div>	139	161	4	0	0
Against	137	31.07%	<div><div></div></div>	74	57	6	0	0
Total Votes Cast	441	100.00%	<div><div></div></div>	213	218	10	0	0
Overvotes	0			0	0	0	0	0
Undervotes	8			7	1	0	0	0
Contest Totals	449			220	219	10	0	0

### Proposition E – Collin County

Vote For 1

	TOTAL	VOTE %		Election Day	Early Voting	Ballots By Mail	Provisional	Limited Ballot
For	341	76.98%	<div><div></div></div>	161	173	7	0	0
Against	102	23.02%	<div><div></div></div>	54	45	3	0	0
Total Votes Cast	443	100.00%	<div><div></div></div>	215	218	10	0	0
Overvotes	0			0	0	0	0	0
Undervotes	6			5	1	0	0	0
Contest Totals	449			220	219	10	0	0

## PCT 113

### Proposition 1 – State of Texas

Vote For 1

	TOTAL	VOTE %		Election Day	Early Voting	Ballots By Mail	Provision al	Limited Ballot
For	331	81.13%	<div><div></div></div>	141	182	8	0	0
Against	77	18.87%	<div><div></div></div>	38	39	0	0	0
Total Votes Cast	408	100.00%	<div><div></div></div>	179	221	8	0	0
Overvotes	0			0	0	0	0	0
Undervotes	6			2	4	0	0	0
Contest Totals	414			181	225	8	0	0

### Proposition 2 – State of Texas

Vote For 1

	TOTAL	VOTE %		Election Day	Early Voting	Ballots By Mail	Provision al	Limited Ballot
For	280	68.80%	<div><div></div></div>	125	149	6	0	0
Against	127	31.20%	<div><div></div></div>	54	71	2	0	0
Total Votes Cast	407	100.00%	<div><div></div></div>	179	220	8	0	0
Overvotes	0			0	0	0	0	0
Undervotes	7			2	5	0	0	0
Contest Totals	414			181	225	8	0	0

### Proposition 3 – State of Texas

Vote For 1

	TOTAL	VOTE %		Election Day	Early Voting	Ballots By Mail	Provision al	Limited Ballot
For	274	67.65%	<div><div></div></div>	121	147	6	0	0
Against	131	32.35%	<div><div></div></div>	57	72	2	0	0
Total Votes Cast	405	100.00%	<div><div></div></div>	178	219	8	0	0
Overvotes	0			0	0	0	0	0
Undervotes	9			3	6	0	0	0
Contest Totals	414			181	225	8	0	0

### Proposition 4 – State of Texas

Vote For 1

	TOTAL	VOTE %		Election Day	Early Voting	Ballots By Mail	Provision al	Limited Ballot
For	339	82.68%	<div><div></div></div>	149	183	7	0	0
Against	71	17.32%	<div><div></div></div>	31	40	0	0	0
Total Votes Cast	410	100.00%	<div><div></div></div>	180	223	7	0	0
Overvotes	1			0	0	1	0	0
Undervotes	3			1	2	0	0	0
Contest Totals	414			181	225	8	0	0

## PCT 113

### Proposition 5 – State of Texas

Vote For 1

	TOTAL	VOTE %		Election Day	Early Voting	Ballots By Mail	Provisional	Limited Ballot
For	256	62.44%	<div><div></div></div>	114	137	5	0	0
Against	154	37.56%	<div><div></div></div>	67	84	3	0	0
Total Votes Cast	410	100.00%	<div><div></div></div>	181	221	8	0	0
Overvotes	0			0	0	0	0	0
Undervotes	4			0	4	0	0	0
Contest Totals	414			181	225	8	0	0

### Proposition 6 – State of Texas

Vote For 1

	TOTAL	VOTE %		Election Day	Early Voting	Ballots By Mail	Provisional	Limited Ballot
For	339	83.09%	<div><div></div></div>	152	180	7	0	0
Against	69	16.91%	<div><div></div></div>	28	40	1	0	0
Total Votes Cast	408	100.00%	<div><div></div></div>	180	220	8	0	0
Overvotes	0			0	0	0	0	0
Undervotes	6			1	5	0	0	0
Contest Totals	414			181	225	8	0	0

### Proposition 7 – State of Texas

Vote For 1

	TOTAL	VOTE %		Election Day	Early Voting	Ballots By Mail	Provisional	Limited Ballot
For	270	66.18%	<div><div></div></div>	121	144	5	0	0
Against	138	33.82%	<div><div></div></div>	59	78	1	0	0
Total Votes Cast	408	100.00%	<div><div></div></div>	180	222	6	0	0
Overvotes	0			0	0	0	0	0
Undervotes	6			1	3	2	0	0
Contest Totals	414			181	225	8	0	0

### Proposition 8 – State of Texas

Vote For 1

	TOTAL	VOTE %		Election Day	Early Voting	Ballots By Mail	Provisional	Limited Ballot
For	300	73.89%	<div><div></div></div>	136	158	6	0	0
Against	106	26.11%	<div><div></div></div>	43	63	0	0	0
Total Votes Cast	406	100.00%	<div><div></div></div>	179	221	6	0	0
Overvotes	0			0	0	0	0	0
Undervotes	8			2	4	2	0	0
Contest Totals	414			181	225	8	0	0



## PCT 113

### Proposition 9 – State of Texas

Vote For 1

	TOTAL	VOTE %		Election Day	Early Voting	Ballots By Mail	Provisional	Limited Ballot
For	342	83.41%	<div><div></div></div>	155	181	6	0	0
Against	68	16.59%	<div><div></div></div>	25	43	0	0	0
Total Votes Cast	410	100.00%	<div><div></div></div>	180	224	6	0	0
Overvotes	0			0	0	0	0	0
Undervotes	4			1	1	2	0	0
Contest Totals	414			181	225	8	0	0

### Proposition 10 – State of Texas

Vote For 1

	TOTAL	VOTE %		Election Day	Early Voting	Ballots By Mail	Provisional	Limited Ballot
For	216	53.87%	<div><div></div></div>	92	118	6	0	0
Against	185	46.13%	<div><div></div></div>	84	100	1	0	0
Total Votes Cast	401	100.00%	<div><div></div></div>	176	218	7	0	0
Overvotes	0			0	0	0	0	0
Undervotes	13			5	7	1	0	0
Contest Totals	414			181	225	8	0	0

### Proposition 11 – State of Texas

Vote For 1

	TOTAL	VOTE %		Election Day	Early Voting	Ballots By Mail	Provisional	Limited Ballot
For	239	61.44%	<div><div></div></div>	102	133	4	0	0
Against	150	38.56%	<div><div></div></div>	71	78	1	0	0
Total Votes Cast	389	100.00%	<div><div></div></div>	173	211	5	0	0
Overvotes	0			0	0	0	0	0
Undervotes	25			8	14	3	0	0
Contest Totals	414			181	225	8	0	0

### Proposition 12 – State of Texas

Vote For 1

	TOTAL	VOTE %		Election Day	Early Voting	Ballots By Mail	Provisional	Limited Ballot
For	194	53.15%	<div><div></div></div>	86	102	6	0	0
Against	171	46.85%	<div><div></div></div>	76	94	1	0	0
Total Votes Cast	365	100.00%	<div><div></div></div>	162	196	7	0	0
Overvotes	0			0	0	0	0	0
Undervotes	49			19	29	1	0	0
Contest Totals	414			181	225	8	0	0

## PCT 113

### Proposition 13 – State of Texas

Vote For 1

	TOTAL	VOTE %		Election Day	Early Voting	Ballots By Mail	Provisional	Limited Ballot
For	152	37.72%	<div><div></div></div>	54	93	5	0	0
Against	251	62.28%	<div><div></div></div>	123	126	2	0	0
Total Votes Cast	403	100.00%	<div><div></div></div>	177	219	7	0	0
Overvotes	0			0	0	0	0	0
Undervotes	11			4	6	1	0	0
Contest Totals	414			181	225	8	0	0

### Proposition 14 – State of Texas

Vote For 1

	TOTAL	VOTE %		Election Day	Early Voting	Ballots By Mail	Provisional	Limited Ballot
For	326	80.49%	<div><div></div></div>	143	176	7	0	0
Against	79	19.51%	<div><div></div></div>	35	44	0	0	0
Total Votes Cast	405	100.00%	<div><div></div></div>	178	220	7	0	0
Overvotes	0			0	0	0	0	0
Undervotes	9			3	5	1	0	0
Contest Totals	414			181	225	8	0	0

### Proposition A – Collin County

Vote For 1

	TOTAL	VOTE %		Election Day	Early Voting	Ballots By Mail	Provisional	Limited Ballot
For	200	49.38%	<div><div></div></div>	79	116	5	0	0
Against	205	50.62%	<div><div></div></div>	97	106	2	0	0
Total Votes Cast	405	100.00%	<div><div></div></div>	176	222	7	0	0
Overvotes	0			0	0	0	0	0
Undervotes	9			5	3	1	0	0
Contest Totals	414			181	225	8	0	0

### Proposition B – Collin County

Vote For 1

	TOTAL	VOTE %		Election Day	Early Voting	Ballots By Mail	Provisional	Limited Ballot
For	271	66.75%	<div><div></div></div>	112	155	4	0	0
Against	135	33.25%	<div><div></div></div>	64	68	3	0	0
Total Votes Cast	406	100.00%	<div><div></div></div>	176	223	7	0	0
Overvotes	0			0	0	0	0	0
Undervotes	8			5	2	1	0	0
Contest Totals	414			181	225	8	0	0

## PCT 113

### Proposition C – Collin County

Vote For 1

	TOTAL	VOTE %		Election Day	Early Voting	Ballots By Mail	Provisional	Limited Ballot
For	216	53.73%	<div><div></div></div>	92	120	4	0	0
Against	186	46.27%	<div><div></div></div>	82	101	3	0	0
Total Votes Cast	402	100.00%	<div><div></div></div>	174	221	7	0	0
Overvotes	0			0	0	0	0	0
Undervotes	12			7	4	1	0	0
Contest Totals	414			181	225	8	0	0

### Proposition D – Collin County

Vote For 1

	TOTAL	VOTE %		Election Day	Early Voting	Ballots By Mail	Provisional	Limited Ballot
For	257	63.77%	<div><div></div></div>	109	142	6	0	0
Against	146	36.23%	<div><div></div></div>	66	79	1	0	0
Total Votes Cast	403	100.00%	<div><div></div></div>	175	221	7	0	0
Overvotes	0			0	0	0	0	0
Undervotes	11			6	4	1	0	0
Contest Totals	414			181	225	8	0	0

### Proposition E – Collin County

Vote For 1

	TOTAL	VOTE %		Election Day	Early Voting	Ballots By Mail	Provisional	Limited Ballot
For	318	77.94%	<div><div></div></div>	135	177	6	0	0
Against	90	22.06%	<div><div></div></div>	44	45	1	0	0
Total Votes Cast	408	100.00%	<div><div></div></div>	179	222	7	0	0
Overvotes	0			0	0	0	0	0
Undervotes	6			2	3	1	0	0
Contest Totals	414			181	225	8	0	0

### Proposition A – City of Allen

Vote For 1

	TOTAL	VOTE %		Election Day	Early Voting	Ballots By Mail	Provisional	Limited Ballot
For	327	79.56%	<div><div></div></div>	136	185	6	0	0
Against	84	20.44%	<div><div></div></div>	43	40	1	0	0
Total Votes Cast	411	100.00%	<div><div></div></div>	179	225	7	0	0
Overvotes	0			0	0	0	0	0
Undervotes	3			2	0	1	0	0
Contest Totals	414			181	225	8	0	0

## PCT 113

### Proposition B – City of Allen

Vote For 1

	TOTAL	VOTE %		Election Day	Early Voting	Ballots By Mail	Provisional	Limited Ballot
For	265	64.79%	<div><div></div></div>	112	151	2	0	0
Against	144	35.21%	<div><div></div></div>	65	74	5	0	0
Total Votes Cast	409	100.00%	<div><div></div></div>	177	225	7	0	0
Overvotes	0			0	0	0	0	0
Undervotes	5			4	0	1	0	0
Contest Totals	414			181	225	8	0	0

### Proposition C – City of Allen

Vote For 1

	TOTAL	VOTE %		Election Day	Early Voting	Ballots By Mail	Provisional	Limited Ballot
For	180	44.01%	<div><div></div></div>	87	93	0	0	0
Against	229	55.99%	<div><div></div></div>	92	130	7	0	0
Total Votes Cast	409	100.00%	<div><div></div></div>	179	223	7	0	0
Overvotes	0			0	0	0	0	0
Undervotes	5			2	2	1	0	0
Contest Totals	414			181	225	8	0	0

### Proposition D – City of Allen

Vote For 1

	TOTAL	VOTE %		Election Day	Early Voting	Ballots By Mail	Provisional	Limited Ballot
For	256	62.59%	<div><div></div></div>	118	135	3	0	0
Against	153	37.41%	<div><div></div></div>	60	89	4	0	0
Total Votes Cast	409	100.00%	<div><div></div></div>	178	224	7	0	0
Overvotes	0			0	0	0	0	0
Undervotes	5			3	1	1	0	0
Contest Totals	414			181	225	8	0	0

### Proposition E – City of Allen

Vote For 1

	TOTAL	VOTE %		Election Day	Early Voting	Ballots By Mail	Provisional	Limited Ballot
For	239	58.15%	<div><div></div></div>	99	137	3	0	0
Against	172	41.85%	<div><div></div></div>	81	87	4	0	0
Total Votes Cast	411	100.00%	<div><div></div></div>	180	224	7	0	0
Overvotes	0			0	0	0	0	0
Undervotes	3			1	1	1	0	0
Contest Totals	414			181	225	8	0	0

## PCT 114

### Proposition 1 – State of Texas

Vote For 1

	TOTAL	VOTE %		Election Day	Early Voting	Ballots By Mail	Provision al	Limited Ballot
For	470	82.31%	<div><div></div></div>	274	186	10	0	0
Against	101	17.69%	<div><div></div></div>	57	42	2	0	0
Total Votes Cast	571	100.00%	<div><div></div></div>	331	228	12	0	0
Overvotes	0			0	0	0	0	0
Undervotes	17			10	7	0	0	0
Contest Totals	588			341	235	12	0	0

### Proposition 2 – State of Texas

Vote For 1

	TOTAL	VOTE %		Election Day	Early Voting	Ballots By Mail	Provision al	Limited Ballot
For	347	63.67%	<div><div></div></div>	205	136	6	0	0
Against	198	36.33%	<div><div></div></div>	112	82	4	0	0
Total Votes Cast	545	100.00%	<div><div></div></div>	317	218	10	0	0
Overvotes	0			0	0	0	0	0
Undervotes	43			24	17	2	0	0
Contest Totals	588			341	235	12	0	0

### Proposition 3 – State of Texas

Vote For 1

	TOTAL	VOTE %		Election Day	Early Voting	Ballots By Mail	Provision al	Limited Ballot
For	407	74.82%	<div><div></div></div>	230	169	8	0	0
Against	137	25.18%	<div><div></div></div>	83	52	2	0	0
Total Votes Cast	544	100.00%	<div><div></div></div>	313	221	10	0	0
Overvotes	0			0	0	0	0	0
Undervotes	44			28	14	2	0	0
Contest Totals	588			341	235	12	0	0

### Proposition 4 – State of Texas

Vote For 1

	TOTAL	VOTE %		Election Day	Early Voting	Ballots By Mail	Provision al	Limited Ballot
For	506	90.04%	<div><div></div></div>	291	203	12	0	0
Against	56	9.96%	<div><div></div></div>	34	22	0	0	0
Total Votes Cast	562	100.00%	<div><div></div></div>	325	225	12	0	0
Overvotes	0			0	0	0	0	0
Undervotes	26			16	10	0	0	0
Contest Totals	588			341	235	12	0	0

## PCT 114

### Proposition 5 – State of Texas

Vote For 1

	TOTAL	VOTE %		Election Day	Early Voting	Ballots By Mail	Provision al	Limited Ballot
For	322	58.55%	<div><div></div></div>	174	138	10	0	0
Against	228	41.45%	<div><div></div></div>	139	87	2	0	0
Total Votes Cast	550	100.00%	<div><div></div></div>	313	225	12	0	0
Overvotes	0			0	0	0	0	0
Undervotes	38			28	10	0	0	0
Contest Totals	588			341	235	12	0	0

### Proposition 6 – State of Texas

Vote For 1

	TOTAL	VOTE %		Election Day	Early Voting	Ballots By Mail	Provision al	Limited Ballot
For	431	77.52%	<div><div></div></div>	242	178	11	0	0
Against	125	22.48%	<div><div></div></div>	78	46	1	0	0
Total Votes Cast	556	100.00%	<div><div></div></div>	320	224	12	0	0
Overvotes	0			0	0	0	0	0
Undervotes	32			21	11	0	0	0
Contest Totals	588			341	235	12	0	0

### Proposition 7 – State of Texas

Vote For 1

	TOTAL	VOTE %		Election Day	Early Voting	Ballots By Mail	Provision al	Limited Ballot
For	376	67.87%	<div><div></div></div>	220	146	10	0	0
Against	178	32.13%	<div><div></div></div>	99	77	2	0	0
Total Votes Cast	554	100.00%	<div><div></div></div>	319	223	12	0	0
Overvotes	0			0	0	0	0	0
Undervotes	34			22	12	0	0	0
Contest Totals	588			341	235	12	0	0

### Proposition 8 – State of Texas

Vote For 1

	TOTAL	VOTE %		Election Day	Early Voting	Ballots By Mail	Provision al	Limited Ballot
For	389	70.22%	<div><div></div></div>	209	170	10	0	0
Against	165	29.78%	<div><div></div></div>	108	55	2	0	0
Total Votes Cast	554	100.00%	<div><div></div></div>	317	225	12	0	0
Overvotes	0			0	0	0	0	0
Undervotes	34			24	10	0	0	0
Contest Totals	588			341	235	12	0	0

## PCT 114

### Proposition 9 – State of Texas

Vote For 1

	TOTAL	VOTE %		Election Day	Early Voting	Ballots By Mail	Provisional	Limited Ballot
For	462	81.63%	<div><div></div></div>	265	190	7	0	0
Against	104	18.37%	<div><div></div></div>	62	37	5	0	0
Total Votes Cast	566	100.00%	<div><div></div></div>	327	227	12	0	0
Overvotes	0			0	0	0	0	0
Undervotes	22			14	8	0	0	0
Contest Totals	588			341	235	12	0	0

### Proposition 10 – State of Texas

Vote For 1

	TOTAL	VOTE %		Election Day	Early Voting	Ballots By Mail	Provisional	Limited Ballot
For	278	51.48%	<div><div></div></div>	147	121	10	0	0
Against	262	48.52%	<div><div></div></div>	159	101	2	0	0
Total Votes Cast	540	100.00%	<div><div></div></div>	306	222	12	0	0
Overvotes	0			0	0	0	0	0
Undervotes	48			35	13	0	0	0
Contest Totals	588			341	235	12	0	0

### Proposition 11 – State of Texas

Vote For 1

	TOTAL	VOTE %		Election Day	Early Voting	Ballots By Mail	Provisional	Limited Ballot
For	288	55.38%	<div><div></div></div>	151	132	5	0	0
Against	232	44.62%	<div><div></div></div>	146	81	5	0	0
Total Votes Cast	520	100.00%	<div><div></div></div>	297	213	10	0	0
Overvotes	0			0	0	0	0	0
Undervotes	68			44	22	2	0	0
Contest Totals	588			341	235	12	0	0

### Proposition 12 – State of Texas

Vote For 1

	TOTAL	VOTE %		Election Day	Early Voting	Ballots By Mail	Provisional	Limited Ballot
For	283	57.17%	<div><div></div></div>	148	129	6	0	0
Against	212	42.83%	<div><div></div></div>	136	73	3	0	0
Total Votes Cast	495	100.00%	<div><div></div></div>	284	202	9	0	0
Overvotes	0			0	0	0	0	0
Undervotes	93			57	33	3	0	0
Contest Totals	588			341	235	12	0	0

## PCT 114

### Proposition 13 – State of Texas

Vote For 1

	TOTAL	VOTE %		Election Day	Early Voting	Ballots By Mail	Provisional	Limited Ballot
For	157	28.97%	<div><div></div></div>	86	67	4	0	0
Against	385	71.03%	<div><div></div></div>	227	150	8	0	0
Total Votes Cast	542	100.00%	<div><div></div></div>	313	217	12	0	0
Overvotes	0			0	0	0	0	0
Undervotes	46			28	18	0	0	0
Contest Totals	588			341	235	12	0	0

### Proposition 14 – State of Texas

Vote For 1

	TOTAL	VOTE %		Election Day	Early Voting	Ballots By Mail	Provisional	Limited Ballot
For	397	72.45%	<div><div></div></div>	232	157	8	0	0
Against	151	27.55%	<div><div></div></div>	83	66	2	0	0
Total Votes Cast	548	100.00%	<div><div></div></div>	315	223	10	0	0
Overvotes	0			0	0	0	0	0
Undervotes	40			26	12	2	0	0
Contest Totals	588			341	235	12	0	0

### Proposition A – Collin County

Vote For 1

	TOTAL	VOTE %		Election Day	Early Voting	Ballots By Mail	Provisional	Limited Ballot
For	240	44.36%	<div><div></div></div>	137	97	6	0	0
Against	301	55.64%	<div><div></div></div>	175	120	6	0	0
Total Votes Cast	541	100.00%	<div><div></div></div>	312	217	12	0	0
Overvotes	0			0	0	0	0	0
Undervotes	47			29	18	0	0	0
Contest Totals	588			341	235	12	0	0

### Proposition B – Collin County

Vote For 1

	TOTAL	VOTE %		Election Day	Early Voting	Ballots By Mail	Provisional	Limited Ballot
For	338	61.45%	<div><div></div></div>	191	139	8	0	0
Against	212	38.55%	<div><div></div></div>	127	81	4	0	0
Total Votes Cast	550	100.00%	<div><div></div></div>	318	220	12	0	0
Overvotes	0			0	0	0	0	0
Undervotes	38			23	15	0	0	0
Contest Totals	588			341	235	12	0	0



## PCT 114

### Proposition C – Collin County

Vote For 1

	TOTAL	VOTE %		Election Day	Early Voting	Ballots By Mail	Provisional	Limited Ballot
For	239	44.34%	<div><div></div></div>	141	93	5	0	0
Against	300	55.66%	<div><div></div></div>	169	124	7	0	0
Total Votes Cast	539	100.00%	<div><div></div></div>	310	217	12	0	0
Overvotes	0			0	0	0	0	0
Undervotes	49			31	18	0	0	0
Contest Totals	588			341	235	12	0	0

### Proposition D – Collin County

Vote For 1

	TOTAL	VOTE %		Election Day	Early Voting	Ballots By Mail	Provisional	Limited Ballot
For	309	56.70%	<div><div></div></div>	175	128	6	0	0
Against	236	43.30%	<div><div></div></div>	139	91	6	0	0
Total Votes Cast	545	100.00%	<div><div></div></div>	314	219	12	0	0
Overvotes	0			0	0	0	0	0
Undervotes	43			27	16	0	0	0
Contest Totals	588			341	235	12	0	0

### Proposition E – Collin County

Vote For 1

	TOTAL	VOTE %		Election Day	Early Voting	Ballots By Mail	Provisional	Limited Ballot
For	419	76.04%	<div><div></div></div>	240	171	8	0	0
Against	132	23.96%	<div><div></div></div>	77	51	4	0	0
Total Votes Cast	551	100.00%	<div><div></div></div>	317	222	12	0	0
Overvotes	0			0	0	0	0	0
Undervotes	37			24	13	0	0	0
Contest Totals	588			341	235	12	0	0

### Mayor - City of Lowry Crossing

Vote For 1

	TOTAL	VOTE %		Election Day	Early Voting	Ballots By Mail	Provisional	Limited Ballot
Bob Petitt	235	100.00%	<div><div></div></div>	145	84	6	0	0
Total Votes Cast	235	100.00%	<div><div></div></div>	145	84	6	0	0
Overvotes	0			0	0	0	0	0
Undervotes	89			50	37	2	0	0
Contest Totals	324			195	121	8	0	0

## PCT 114

### City Council Ward 1 – City of Lowry Crossing

Vote For 1

	TOTAL	VOTE %		Election Day	Early Voting	Ballots By Mail	Provisional	Limited Ballot
Scott Pitchure	47	58.75%	<div><div></div></div>	33	12	2	0	0
Pat Kelly	33	41.25%	<div><div></div></div>	22	9	2	0	0
Total Votes Cast	80	100.00%	<div><div></div></div>	55	21	4	0	0
Overvotes	0			0	0	0	0	0
Undervotes	16			10	5	1	0	0
Contest Totals	96			65	26	5	0	0

### City Council Ward 2 – City of Lowry Crossing

Vote For 1

	TOTAL	VOTE %		Election Day	Early Voting	Ballots By Mail	Provisional	Limited Ballot
Cynthia Sandlin	69	100.00%	<div><div></div></div>	36	33	0	0	0
Total Votes Cast	69	100.00%	<div><div></div></div>	36	33	0	0	0
Overvotes	0			0	0	0	0	0
Undervotes	22			14	7	1	0	0
Contest Totals	91			50	40	1	0	0

### City Council Ward 3 – City of Lowry Crossing

Vote For 1

	TOTAL	VOTE %		Election Day	Early Voting	Ballots By Mail	Provisional	Limited Ballot
Cindy Cash	90	100.00%	<div><div></div></div>	56	32	2	0	0
Total Votes Cast	90	100.00%	<div><div></div></div>	56	32	2	0	0
Overvotes	0			0	0	0	0	0
Undervotes	47			24	23	0	0	0
Contest Totals	137			80	55	2	0	0

### Proposition A – City of Lowry Crossing

Vote For 1

	TOTAL	VOTE %		Election Day	Early Voting	Ballots By Mail	Provisional	Limited Ballot
For	277	88.22%	<div><div></div></div>	164	105	8	0	0
Against	37	11.78%	<div><div></div></div>	23	14	0	0	0
Total Votes Cast	314	100.00%	<div><div></div></div>	187	119	8	0	0
Overvotes	0			0	0	0	0	0
Undervotes	10			8	2	0	0	0
Contest Totals	324			195	121	8	0	0

## PCT 114

### Councilmember, Place 3 – City of Princeton

Vote For 1

	TOTAL	VOTE %		Election Day	Early Voting	Ballots By Mail	Provisional	Limited Ballot
Terrance J. Gilmore	82	39.61%	<div><div></div></div>	42	40	0	0	0
Bryan Washington	125	60.39%	<div><div></div></div>	61	60	4	0	0
Total Votes Cast	207	100.00%	<div><div></div></div>	103	100	4	0	0
Overvotes	0			0	0	0	0	0
Undervotes	47			35	12	0	0	0
Contest Totals	254			138	112	4	0	0

### Councilmember, Place 4 – City of Princeton

Vote For 1

	TOTAL	VOTE %		Election Day	Early Voting	Ballots By Mail	Provisional	Limited Ballot
Ryan Gerfers	151	100.00%	<div><div></div></div>	74	74	3	0	0
Total Votes Cast	151	100.00%	<div><div></div></div>	74	74	3	0	0
Overvotes	0			0	0	0	0	0
Undervotes	103			64	38	1	0	0
Contest Totals	254			138	112	4	0	0

### Councilmember, Place 5 – City of Princeton

Vote For 1

	TOTAL	VOTE %		Election Day	Early Voting	Ballots By Mail	Provisional	Limited Ballot
Steven Deffibaugh	143	100.00%	<div><div></div></div>	68	72	3	0	0
Total Votes Cast	143	100.00%	<div><div></div></div>	68	72	3	0	0
Overvotes	0			0	0	0	0	0
Undervotes	111			70	40	1	0	0
Contest Totals	254			138	112	4	0	0

### Councilmember, Place 6 – City of Princeton

Vote For 1

	TOTAL	VOTE %		Election Day	Early Voting	Ballots By Mail	Provisional	Limited Ballot
Ben Long	121	68.75%	<div><div></div></div>	61	59	1	0	0
Matthew Ickes	55	31.25%	<div><div></div></div>	31	21	3	0	0
Total Votes Cast	176	100.00%	<div><div></div></div>	92	80	4	0	0
Overvotes	0			0	0	0	0	0
Undervotes	78			46	32	0	0	0
Contest Totals	254			138	112	4	0	0

## PCT 114

### Councilmember, Place 7 – City of Princeton

Vote For 1

	TOTAL	VOTE %		Election Day	Early Voting	Ballots By Mail	Provisional	Limited Ballot
Bruce Johnson	58	30.53%	<div><div></div></div>	28	29	1	0	0
Carolyn David-Graves	132	69.47%	<div><div></div></div>	66	63	3	0	0
Total Votes Cast	190	100.00%	<div><div></div></div>	94	92	4	0	0
Overvotes	0			0	0	0	0	0
Undervotes	64			44	20	0	0	0
Contest Totals	254			138	112	4	0	0

### Proposition A – City of Princeton

Vote For 1

	TOTAL	VOTE %		Election Day	Early Voting	Ballots By Mail	Provisional	Limited Ballot
For	186	76.54%	<div><div></div></div>	104	80	2	0	0
Against	57	23.46%	<div><div></div></div>	26	29	2	0	0
Total Votes Cast	243	100.00%	<div><div></div></div>	130	109	4	0	0
Overvotes	0			0	0	0	0	0
Undervotes	11			8	3	0	0	0
Contest Totals	254			138	112	4	0	0

### Proposition B – City of Princeton

Vote For 1

	TOTAL	VOTE %		Election Day	Early Voting	Ballots By Mail	Provisional	Limited Ballot
For	175	70.56%	<div><div></div></div>	94	79	2	0	0
Against	73	29.44%	<div><div></div></div>	38	33	2	0	0
Total Votes Cast	248	100.00%	<div><div></div></div>	132	112	4	0	0
Overvotes	0			0	0	0	0	0
Undervotes	6			6	0	0	0	0
Contest Totals	254			138	112	4	0	0

### For School Trustees – Princeton ISD

Vote For 2

	TOTAL	VOTE %		Election Day	Early Voting	Ballots By Mail	Provisional	Limited Ballot
Starla Sharpe	168	30.11%	<div><div></div></div>	73	92	3	0	0
Chad Jones	138	24.73%	<div><div></div></div>	61	75	2	0	0
Cyndi Darland	165	29.57%	<div><div></div></div>	97	65	3	0	0
Melissa Ait Belaid	87	15.59%	<div><div></div></div>	42	44	1	0	0
Total Votes Cast	558	100.00%	<div><div></div></div>	273	276	9	0	0
Overvotes	0			0	0	0	0	0
Undervotes	386			255	126	5	0	0
Contest Totals	944			528	402	14	0	0

PCT 114

Proposition A – LC MUD No. 1  
Vote For 1

	TOTAL	VOTE %		Election Day	Early Voting	Ballots By Mail	Provision al	Limited Ballot
FOR	1	100.00%	<div></div>	0	1	0	0	0
AGAINST	0	0.00%	<div></div>	0	0	0	0	0
Total Votes Cast	1	100.00%	<div></div>	0	1	0	0	0
Overvotes	0			0	0	0	0	0
Undervotes	0			0	0	0	0	0
Contest Totals	1			0	1	0	0	0

## PCT 115

### Proposition 1 – State of Texas

Vote For 1

	TOTAL	VOTE %		Election Day	Early Voting	Ballots By Mail	Provision al	Limited Ballot
For	331	73.39%	<div><div></div></div>	189	135	7	0	0
Against	120	26.61%	<div><div></div></div>	60	57	3	0	0
Total Votes Cast	451	100.00%	<div><div></div></div>	249	192	10	0	0
Overvotes	0			0	0	0	0	0
Undervotes	7			5	2	0	0	0
Contest Totals	458			254	194	10	0	0

### Proposition 2 – State of Texas

Vote For 1

	TOTAL	VOTE %		Election Day	Early Voting	Ballots By Mail	Provision al	Limited Ballot
For	300	67.87%	<div><div></div></div>	168	123	9	0	0
Against	142	32.13%	<div><div></div></div>	76	65	1	0	0
Total Votes Cast	442	100.00%	<div><div></div></div>	244	188	10	0	0
Overvotes	0			0	0	0	0	0
Undervotes	16			10	6	0	0	0
Contest Totals	458			254	194	10	0	0

### Proposition 3 – State of Texas

Vote For 1

	TOTAL	VOTE %		Election Day	Early Voting	Ballots By Mail	Provision al	Limited Ballot
For	305	67.78%	<div><div></div></div>	178	120	7	0	0
Against	145	32.22%	<div><div></div></div>	71	71	3	0	0
Total Votes Cast	450	100.00%	<div><div></div></div>	249	191	10	0	0
Overvotes	0			0	0	0	0	0
Undervotes	8			5	3	0	0	0
Contest Totals	458			254	194	10	0	0

### Proposition 4 – State of Texas

Vote For 1

	TOTAL	VOTE %		Election Day	Early Voting	Ballots By Mail	Provision al	Limited Ballot
For	381	83.92%	<div><div></div></div>	211	160	10	0	0
Against	73	16.08%	<div><div></div></div>	40	33	0	0	0
Total Votes Cast	454	100.00%	<div><div></div></div>	251	193	10	0	0
Overvotes	0			0	0	0	0	0
Undervotes	4			3	1	0	0	0
Contest Totals	458			254	194	10	0	0

## PCT 115

### Proposition 5 – State of Texas

Vote For 1

	TOTAL	VOTE %		Election Day	Early Voting	Ballots By Mail	Provisional	Limited Ballot
For	314	70.09%	<div><div></div></div>	173	131	10	0	0
Against	134	29.91%	<div><div></div></div>	75	59	0	0	0
Total Votes Cast	448	100.00%	<div><div></div></div>	248	190	10	0	0
Overvotes	0			0	0	0	0	0
Undervotes	10			6	4	0	0	0
Contest Totals	458			254	194	10	0	0

### Proposition 6 – State of Texas

Vote For 1

	TOTAL	VOTE %		Election Day	Early Voting	Ballots By Mail	Provisional	Limited Ballot
For	375	83.71%	<div><div></div></div>	211	156	8	0	0
Against	73	16.29%	<div><div></div></div>	36	37	0	0	0
Total Votes Cast	448	100.00%	<div><div></div></div>	247	193	8	0	0
Overvotes	0			0	0	0	0	0
Undervotes	10			7	1	2	0	0
Contest Totals	458			254	194	10	0	0

### Proposition 7 – State of Texas

Vote For 1

	TOTAL	VOTE %		Election Day	Early Voting	Ballots By Mail	Provisional	Limited Ballot
For	309	68.82%	<div><div></div></div>	178	123	8	0	0
Against	140	31.18%	<div><div></div></div>	71	67	2	0	0
Total Votes Cast	449	100.00%	<div><div></div></div>	249	190	10	0	0
Overvotes	0			0	0	0	0	0
Undervotes	9			5	4	0	0	0
Contest Totals	458			254	194	10	0	0

### Proposition 8 – State of Texas

Vote For 1

	TOTAL	VOTE %		Election Day	Early Voting	Ballots By Mail	Provisional	Limited Ballot
For	329	73.11%	<div><div></div></div>	178	142	9	0	0
Against	121	26.89%	<div><div></div></div>	71	49	1	0	0
Total Votes Cast	450	100.00%	<div><div></div></div>	249	191	10	0	0
Overvotes	0			0	0	0	0	0
Undervotes	8			5	3	0	0	0
Contest Totals	458			254	194	10	0	0

## PCT 115

### Proposition 9 – State of Texas

Vote For 1

	TOTAL	VOTE %		Election Day	Early Voting	Ballots By Mail	Provisional	Limited Ballot
For	370	82.22%	<div><div></div></div>	202	159	9	0	0
Against	80	17.78%	<div><div></div></div>	46	33	1	0	0
Total Votes Cast	450	100.00%	<div><div></div></div>	248	192	10	0	0
Overvotes	0			0	0	0	0	0
Undervotes	8			6	2	0	0	0
Contest Totals	458			254	194	10	0	0

### Proposition 10 – State of Texas

Vote For 1

	TOTAL	VOTE %		Election Day	Early Voting	Ballots By Mail	Provisional	Limited Ballot
For	233	52.71%	<div><div></div></div>	133	93	7	0	0
Against	209	47.29%	<div><div></div></div>	111	95	3	0	0
Total Votes Cast	442	100.00%	<div><div></div></div>	244	188	10	0	0
Overvotes	0			0	0	0	0	0
Undervotes	16			10	6	0	0	0
Contest Totals	458			254	194	10	0	0

### Proposition 11 – State of Texas

Vote For 1

	TOTAL	VOTE %		Election Day	Early Voting	Ballots By Mail	Provisional	Limited Ballot
For	294	67.90%	<div><div></div></div>	162	122	10	0	0
Against	139	32.10%	<div><div></div></div>	77	62	0	0	0
Total Votes Cast	433	100.00%	<div><div></div></div>	239	184	10	0	0
Overvotes	0			0	0	0	0	0
Undervotes	25			15	10	0	0	0
Contest Totals	458			254	194	10	0	0

### Proposition 12 – State of Texas

Vote For 1

	TOTAL	VOTE %		Election Day	Early Voting	Ballots By Mail	Provisional	Limited Ballot
For	248	59.05%	<div><div></div></div>	140	101	7	0	0
Against	172	40.95%	<div><div></div></div>	90	79	3	0	0
Total Votes Cast	420	100.00%	<div><div></div></div>	230	180	10	0	0
Overvotes	0			0	0	0	0	0
Undervotes	38			24	14	0	0	0
Contest Totals	458			254	194	10	0	0



## PCT 115

### Proposition 13 – State of Texas

Vote For 1

	TOTAL	VOTE %		Election Day	Early Voting	Ballots By Mail	Provisional	Limited Ballot
For	163	36.96%	<div><div></div></div>	102	60	1	0	0
Against	278	63.04%	<div><div></div></div>	141	128	9	0	0
Total Votes Cast	441	100.00%	<div><div></div></div>	243	188	10	0	0
Overvotes	0			0	0	0	0	0
Undervotes	17			11	6	0	0	0
Contest Totals	458			254	194	10	0	0

### Proposition 14 – State of Texas

Vote For 1

	TOTAL	VOTE %		Election Day	Early Voting	Ballots By Mail	Provisional	Limited Ballot
For	352	78.40%	<div><div></div></div>	194	148	10	0	0
Against	97	21.60%	<div><div></div></div>	54	43	0	0	0
Total Votes Cast	449	100.00%	<div><div></div></div>	248	191	10	0	0
Overvotes	0			0	0	0	0	0
Undervotes	9			6	3	0	0	0
Contest Totals	458			254	194	10	0	0

### Proposition A – Collin County

Vote For 1

	TOTAL	VOTE %		Election Day	Early Voting	Ballots By Mail	Provisional	Limited Ballot
For	258	59.17%	<div><div></div></div>	128	120	10	0	0
Against	178	40.83%	<div><div></div></div>	111	67	0	0	0
Total Votes Cast	436	100.00%	<div><div></div></div>	239	187	10	0	0
Overvotes	0			0	0	0	0	0
Undervotes	22			15	7	0	0	0
Contest Totals	458			254	194	10	0	0

### Proposition B – Collin County

Vote For 1

	TOTAL	VOTE %		Election Day	Early Voting	Ballots By Mail	Provisional	Limited Ballot
For	313	70.18%	<div><div></div></div>	169	134	10	0	0
Against	133	29.82%	<div><div></div></div>	80	53	0	0	0
Total Votes Cast	446	100.00%	<div><div></div></div>	249	187	10	0	0
Overvotes	0			0	0	0	0	0
Undervotes	12			5	7	0	0	0
Contest Totals	458			254	194	10	0	0

## PCT 115

### Proposition C – Collin County

Vote For 1

	TOTAL	VOTE %		Election Day	Early Voting	Ballots By Mail	Provisional	Limited Ballot
For	273	62.47%	<div><div></div></div>	143	122	8	0	0
Against	164	37.53%	<div><div></div></div>	100	62	2	0	0
Total Votes Cast	437	100.00%	<div><div></div></div>	243	184	10	0	0
Overvotes	0			0	0	0	0	0
Undervotes	21			11	10	0	0	0
Contest Totals	458			254	194	10	0	0

### Proposition D – Collin County

Vote For 1

	TOTAL	VOTE %		Election Day	Early Voting	Ballots By Mail	Provisional	Limited Ballot
For	296	66.82%	<div><div></div></div>	157	132	7	0	0
Against	147	33.18%	<div><div></div></div>	90	54	3	0	0
Total Votes Cast	443	100.00%	<div><div></div></div>	247	186	10	0	0
Overvotes	0			0	0	0	0	0
Undervotes	15			7	8	0	0	0
Contest Totals	458			254	194	10	0	0

### Proposition E – Collin County

Vote For 1

	TOTAL	VOTE %		Election Day	Early Voting	Ballots By Mail	Provisional	Limited Ballot
For	335	75.79%	<div><div></div></div>	182	143	10	0	0
Against	107	24.21%	<div><div></div></div>	63	44	0	0	0
Total Votes Cast	442	100.00%	<div><div></div></div>	245	187	10	0	0
Overvotes	0			0	0	0	0	0
Undervotes	16			9	7	0	0	0
Contest Totals	458			254	194	10	0	0

## PCT 116

### Proposition 1 – State of Texas

Vote For 1

	TOTAL	VOTE %		Election Day	Early Voting	Ballots By Mail	Provision al	Limited Ballot
For	416	71.60%	<div><div></div></div>	261	146	9	0	0
Against	165	28.40%	<div><div></div></div>	96	66	3	0	0
Total Votes Cast	581	100.00%	<div><div></div></div>	357	212	12	0	0
Overvotes	0			0	0	0	0	0
Undervotes	12			9	3	0	0	0
Contest Totals	593			366	215	12	0	0

### Proposition 2 – State of Texas

Vote For 1

	TOTAL	VOTE %		Election Day	Early Voting	Ballots By Mail	Provision al	Limited Ballot
For	375	64.88%	<div><div></div></div>	230	135	10	0	0
Against	203	35.12%	<div><div></div></div>	126	76	1	0	0
Total Votes Cast	578	100.00%	<div><div></div></div>	356	211	11	0	0
Overvotes	0			0	0	0	0	0
Undervotes	15			10	4	1	0	0
Contest Totals	593			366	215	12	0	0

### Proposition 3 – State of Texas

Vote For 1

	TOTAL	VOTE %		Election Day	Early Voting	Ballots By Mail	Provision al	Limited Ballot
For	447	76.54%	<div><div></div></div>	270	168	9	0	0
Against	137	23.46%	<div><div></div></div>	89	45	3	0	0
Total Votes Cast	584	100.00%	<div><div></div></div>	359	213	12	0	0
Overvotes	0			0	0	0	0	0
Undervotes	9			7	2	0	0	0
Contest Totals	593			366	215	12	0	0

### Proposition 4 – State of Texas

Vote For 1

	TOTAL	VOTE %		Election Day	Early Voting	Ballots By Mail	Provision al	Limited Ballot
For	492	83.96%	<div><div></div></div>	295	189	8	0	0
Against	94	16.04%	<div><div></div></div>	64	26	4	0	0
Total Votes Cast	586	100.00%	<div><div></div></div>	359	215	12	0	0
Overvotes	0			0	0	0	0	0
Undervotes	7			7	0	0	0	0
Contest Totals	593			366	215	12	0	0

## PCT 116

### Proposition 5 – State of Texas

Vote For 1

	TOTAL	VOTE %		Election Day	Early Voting	Ballots By Mail	Provisional	Limited Ballot
For	393	67.64%	<div><div></div></div>	250	135	8	0	0
Against	188	32.36%	<div><div></div></div>	106	78	4	0	0
Total Votes Cast	581	100.00%	<div><div></div></div>	356	213	12	0	0
Overvotes	0			0	0	0	0	0
Undervotes	12			10	2	0	0	0
Contest Totals	593			366	215	12	0	0

### Proposition 6 – State of Texas

Vote For 1

	TOTAL	VOTE %		Election Day	Early Voting	Ballots By Mail	Provisional	Limited Ballot
For	469	80.17%	<div><div></div></div>	298	161	10	0	0
Against	116	19.83%	<div><div></div></div>	63	51	2	0	0
Total Votes Cast	585	100.00%	<div><div></div></div>	361	212	12	0	0
Overvotes	0			0	0	0	0	0
Undervotes	8			5	3	0	0	0
Contest Totals	593			366	215	12	0	0

### Proposition 7 – State of Texas

Vote For 1

	TOTAL	VOTE %		Election Day	Early Voting	Ballots By Mail	Provisional	Limited Ballot
For	383	65.36%	<div><div></div></div>	251	126	6	0	0
Against	203	34.64%	<div><div></div></div>	110	87	6	0	0
Total Votes Cast	586	100.00%	<div><div></div></div>	361	213	12	0	0
Overvotes	0			0	0	0	0	0
Undervotes	7			5	2	0	0	0
Contest Totals	593			366	215	12	0	0

### Proposition 8 – State of Texas

Vote For 1

	TOTAL	VOTE %		Election Day	Early Voting	Ballots By Mail	Provisional	Limited Ballot
For	411	70.26%	<div><div></div></div>	261	140	10	0	0
Against	174	29.74%	<div><div></div></div>	98	74	2	0	0
Total Votes Cast	585	100.00%	<div><div></div></div>	359	214	12	0	0
Overvotes	0			0	0	0	0	0
Undervotes	8			7	1	0	0	0
Contest Totals	593			366	215	12	0	0

## PCT 116

### Proposition 9 – State of Texas

Vote For 1

	TOTAL	VOTE %		Election Day	Early Voting	Ballots By Mail	Provisional	Limited Ballot
For	449	76.36%	<div><div></div></div>	275	163	11	0	0
Against	139	23.64%	<div><div></div></div>	87	51	1	0	0
Total Votes Cast	588	100.00%	<div><div></div></div>	362	214	12	0	0
Overvotes	0			0	0	0	0	0
Undervotes	5			4	1	0	0	0
Contest Totals	593			366	215	12	0	0

### Proposition 10 – State of Texas

Vote For 1

	TOTAL	VOTE %		Election Day	Early Voting	Ballots By Mail	Provisional	Limited Ballot
For	291	50.26%	<div><div></div></div>	191	94	6	0	0
Against	288	49.74%	<div><div></div></div>	163	119	6	0	0
Total Votes Cast	579	100.00%	<div><div></div></div>	354	213	12	0	0
Overvotes	0			0	0	0	0	0
Undervotes	14			12	2	0	0	0
Contest Totals	593			366	215	12	0	0

### Proposition 11 – State of Texas

Vote For 1

	TOTAL	VOTE %		Election Day	Early Voting	Ballots By Mail	Provisional	Limited Ballot
For	382	68.70%	<div><div></div></div>	235	139	8	0	0
Against	174	31.30%	<div><div></div></div>	106	65	3	0	0
Total Votes Cast	556	100.00%	<div><div></div></div>	341	204	11	0	0
Overvotes	0			0	0	0	0	0
Undervotes	37			25	11	1	0	0
Contest Totals	593			366	215	12	0	0

### Proposition 12 – State of Texas

Vote For 1

	TOTAL	VOTE %		Election Day	Early Voting	Ballots By Mail	Provisional	Limited Ballot
For	318	60.57%	<div><div></div></div>	190	126	2	0	0
Against	207	39.43%	<div><div></div></div>	127	71	9	0	0
Total Votes Cast	525	100.00%	<div><div></div></div>	317	197	11	0	0
Overvotes	0			0	0	0	0	0
Undervotes	68			49	18	1	0	0
Contest Totals	593			366	215	12	0	0

## PCT 116

### Proposition 13 – State of Texas

Vote For 1

	TOTAL	VOTE %		Election Day	Early Voting	Ballots By Mail	Provisional	Limited Ballot
For	213	36.85%	<div><div></div></div>	123	89	1	0	0
Against	365	63.15%	<div><div></div></div>	232	122	11	0	0
Total Votes Cast	578	100.00%	<div><div></div></div>	355	211	12	0	0
Overvotes	0			0	0	0	0	0
Undervotes	15			11	4	0	0	0
Contest Totals	593			366	215	12	0	0

### Proposition 14 – State of Texas

Vote For 1

	TOTAL	VOTE %		Election Day	Early Voting	Ballots By Mail	Provisional	Limited Ballot
For	467	79.42%	<div><div></div></div>	289	167	11	0	0
Against	121	20.58%	<div><div></div></div>	73	47	1	0	0
Total Votes Cast	588	100.00%	<div><div></div></div>	362	214	12	0	0
Overvotes	0			0	0	0	0	0
Undervotes	5			4	1	0	0	0
Contest Totals	593			366	215	12	0	0

### Proposition A – Collin County

Vote For 1

	TOTAL	VOTE %		Election Day	Early Voting	Ballots By Mail	Provisional	Limited Ballot
For	327	56.57%	<div><div></div></div>	209	108	10	0	0
Against	251	43.43%	<div><div></div></div>	145	104	2	0	0
Total Votes Cast	578	100.00%	<div><div></div></div>	354	212	12	0	0
Overvotes	0			0	0	0	0	0
Undervotes	15			12	3	0	0	0
Contest Totals	593			366	215	12	0	0

### Proposition B – Collin County

Vote For 1

	TOTAL	VOTE %		Election Day	Early Voting	Ballots By Mail	Provisional	Limited Ballot
For	387	66.72%	<div><div></div></div>	254	124	9	0	0
Against	193	33.28%	<div><div></div></div>	102	88	3	0	0
Total Votes Cast	580	100.00%	<div><div></div></div>	356	212	12	0	0
Overvotes	0			0	0	0	0	0
Undervotes	13			10	3	0	0	0
Contest Totals	593			366	215	12	0	0

## PCT 116

### Proposition C – Collin County

Vote For 1

	TOTAL	VOTE %		Election Day	Early Voting	Ballots By Mail	Provisional	Limited Ballot
For	355	62.17%	<div><div></div></div>	223	123	9	0	0
Against	216	37.83%	<div><div></div></div>	124	89	3	0	0
Total Votes Cast	571	100.00%	<div><div></div></div>	347	212	12	0	0
Overvotes	0			0	0	0	0	0
Undervotes	22			19	3	0	0	0
Contest Totals	593			366	215	12	0	0

### Proposition D – Collin County

Vote For 1

	TOTAL	VOTE %		Election Day	Early Voting	Ballots By Mail	Provisional	Limited Ballot
For	404	69.18%	<div><div></div></div>	255	140	9	0	0
Against	180	30.82%	<div><div></div></div>	103	74	3	0	0
Total Votes Cast	584	100.00%	<div><div></div></div>	358	214	12	0	0
Overvotes	0			0	0	0	0	0
Undervotes	9			8	1	0	0	0
Contest Totals	593			366	215	12	0	0

### Proposition E – Collin County

Vote For 1

	TOTAL	VOTE %		Election Day	Early Voting	Ballots By Mail	Provisional	Limited Ballot
For	448	76.71%	<div><div></div></div>	282	156	10	0	0
Against	136	23.29%	<div><div></div></div>	77	57	2	0	0
Total Votes Cast	584	100.00%	<div><div></div></div>	359	213	12	0	0
Overvotes	0			0	0	0	0	0
Undervotes	9			7	2	0	0	0
Contest Totals	593			366	215	12	0	0

## PCT 117

### Proposition 1 – State of Texas

Vote For 1

	TOTAL	VOTE %		Election Day	Early Voting	Ballots By Mail	Provisional	Limited Ballot
For	299	71.70%	<div><div></div></div>	155	135	9	0	0
Against	118	28.30%	<div><div></div></div>	55	59	4	0	0
Total Votes Cast	417	100.00%	<div><div></div></div>	210	194	13	0	0
Overvotes	0			0	0	0	0	0
Undervotes	13			6	6	1	0	0
Contest Totals	430			216	200	14	0	0

### Proposition 2 – State of Texas

Vote For 1

	TOTAL	VOTE %		Election Day	Early Voting	Ballots By Mail	Provisional	Limited Ballot
For	263	64.30%	<div><div></div></div>	136	120	7	0	0
Against	146	35.70%	<div><div></div></div>	70	70	6	0	0
Total Votes Cast	409	100.00%	<div><div></div></div>	206	190	13	0	0
Overvotes	0			0	0	0	0	0
Undervotes	21			10	10	1	0	0
Contest Totals	430			216	200	14	0	0

### Proposition 3 – State of Texas

Vote For 1

	TOTAL	VOTE %		Election Day	Early Voting	Ballots By Mail	Provisional	Limited Ballot
For	259	63.95%	<div><div></div></div>	134	119	6	0	0
Against	146	36.05%	<div><div></div></div>	68	71	7	0	0
Total Votes Cast	405	100.00%	<div><div></div></div>	202	190	13	0	0
Overvotes	0			0	0	0	0	0
Undervotes	25			14	10	1	0	0
Contest Totals	430			216	200	14	0	0

### Proposition 4 – State of Texas

Vote For 1

	TOTAL	VOTE %		Election Day	Early Voting	Ballots By Mail	Provisional	Limited Ballot
For	333	81.62%	<div><div></div></div>	168	159	6	0	0
Against	75	18.38%	<div><div></div></div>	38	32	5	0	0
Total Votes Cast	408	100.00%	<div><div></div></div>	206	191	11	0	0
Overvotes	0			0	0	0	0	0
Undervotes	22			10	9	3	0	0
Contest Totals	430			216	200	14	0	0



## PCT 117

### Proposition 5 – State of Texas

Vote For 1

	TOTAL	VOTE %		Election Day	Early Voting	Ballots By Mail	Provisional	Limited Ballot
For	281	67.39%	<div><div></div></div>	137	133	11	0	0
Against	136	32.61%	<div><div></div></div>	72	63	1	0	0
Total Votes Cast	417	100.00%	<div><div></div></div>	209	196	12	0	0
Overvotes	0			0	0	0	0	0
Undervotes	13			7	4	2	0	0
Contest Totals	430			216	200	14	0	0

### Proposition 6 – State of Texas

Vote For 1

	TOTAL	VOTE %		Election Day	Early Voting	Ballots By Mail	Provisional	Limited Ballot
For	332	79.62%	<div><div></div></div>	165	156	11	0	0
Against	85	20.38%	<div><div></div></div>	44	40	1	0	0
Total Votes Cast	417	100.00%	<div><div></div></div>	209	196	12	0	0
Overvotes	0			0	0	0	0	0
Undervotes	13			7	4	2	0	0
Contest Totals	430			216	200	14	0	0

### Proposition 7 – State of Texas

Vote For 1

	TOTAL	VOTE %		Election Day	Early Voting	Ballots By Mail	Provisional	Limited Ballot
For	250	59.95%	<div><div></div></div>	130	114	6	0	0
Against	167	40.05%	<div><div></div></div>	77	83	7	0	0
Total Votes Cast	417	100.00%	<div><div></div></div>	207	197	13	0	0
Overvotes	0			0	0	0	0	0
Undervotes	13			9	3	1	0	0
Contest Totals	430			216	200	14	0	0

### Proposition 8 – State of Texas

Vote For 1

	TOTAL	VOTE %		Election Day	Early Voting	Ballots By Mail	Provisional	Limited Ballot
For	289	69.47%	<div><div></div></div>	142	137	10	0	0
Against	127	30.53%	<div><div></div></div>	66	58	3	0	0
Total Votes Cast	416	100.00%	<div><div></div></div>	208	195	13	0	0
Overvotes	0			0	0	0	0	0
Undervotes	14			8	5	1	0	0
Contest Totals	430			216	200	14	0	0

## PCT 117

### Proposition 9 – State of Texas

Vote For 1

	TOTAL	VOTE %		Election Day	Early Voting	Ballots By Mail	Provision al	Limited Ballot
For	348	82.66%	<div><div></div></div>	178	159	11	0	0
Against	73	17.34%	<div><div></div></div>	36	35	2	0	0
Total Votes Cast	421	100.00%	<div><div></div></div>	214	194	13	0	0
Overvotes	0			0	0	0	0	0
Undervotes	9			2	6	1	0	0
Contest Totals	430			216	200	14	0	0

### Proposition 10 – State of Texas

Vote For 1

	TOTAL	VOTE %		Election Day	Early Voting	Ballots By Mail	Provision al	Limited Ballot
For	204	50.25%	<div><div></div></div>	103	96	5	0	0
Against	202	49.75%	<div><div></div></div>	101	93	8	0	0
Total Votes Cast	406	100.00%	<div><div></div></div>	204	189	13	0	0
Overvotes	0			0	0	0	0	0
Undervotes	24			12	11	1	0	0
Contest Totals	430			216	200	14	0	0

### Proposition 11 – State of Texas

Vote For 1

	TOTAL	VOTE %		Election Day	Early Voting	Ballots By Mail	Provision al	Limited Ballot
For	251	63.87%	<div><div></div></div>	121	119	11	0	0
Against	142	36.13%	<div><div></div></div>	76	64	2	0	0
Total Votes Cast	393	100.00%	<div><div></div></div>	197	183	13	0	0
Overvotes	0			0	0	0	0	0
Undervotes	37			19	17	1	0	0
Contest Totals	430			216	200	14	0	0

### Proposition 12 – State of Texas

Vote For 1

	TOTAL	VOTE %		Election Day	Early Voting	Ballots By Mail	Provision al	Limited Ballot
For	192	53.04%	<div><div></div></div>	84	100	8	0	0
Against	170	46.96%	<div><div></div></div>	94	72	4	0	0
Total Votes Cast	362	100.00%	<div><div></div></div>	178	172	12	0	0
Overvotes	0			0	0	0	0	0
Undervotes	68			38	28	2	0	0
Contest Totals	430			216	200	14	0	0

## PCT 117

### Proposition 13 – State of Texas

Vote For 1

	TOTAL	VOTE %		Election Day	Early Voting	Ballots By Mail	Provisional	Limited Ballot
For	146	35.61%	<div><div></div></div>	65	77	4	0	0
Against	264	64.39%	<div><div></div></div>	140	115	9	0	0
Total Votes Cast	410	100.00%	<div><div></div></div>	205	192	13	0	0
Overvotes	0			0	0	0	0	0
Undervotes	20			11	8	1	0	0
Contest Totals	430			216	200	14	0	0

### Proposition 14 – State of Texas

Vote For 1

	TOTAL	VOTE %		Election Day	Early Voting	Ballots By Mail	Provisional	Limited Ballot
For	313	75.97%	<div><div></div></div>	157	144	12	0	0
Against	99	24.03%	<div><div></div></div>	48	50	1	0	0
Total Votes Cast	412	100.00%	<div><div></div></div>	205	194	13	0	0
Overvotes	0			0	0	0	0	0
Undervotes	18			11	6	1	0	0
Contest Totals	430			216	200	14	0	0

### Proposition A – Collin County

Vote For 1

	TOTAL	VOTE %		Election Day	Early Voting	Ballots By Mail	Provisional	Limited Ballot
For	204	50.37%	<div><div></div></div>	98	101	5	0	0
Against	201	49.63%	<div><div></div></div>	103	90	8	0	0
Total Votes Cast	405	100.00%	<div><div></div></div>	201	191	13	0	0
Overvotes	0			0	0	0	0	0
Undervotes	25			15	9	1	0	0
Contest Totals	430			216	200	14	0	0

### Proposition B – Collin County

Vote For 1

	TOTAL	VOTE %		Election Day	Early Voting	Ballots By Mail	Provisional	Limited Ballot
For	283	68.03%	<div><div></div></div>	135	138	10	0	0
Against	133	31.97%	<div><div></div></div>	70	60	3	0	0
Total Votes Cast	416	100.00%	<div><div></div></div>	205	198	13	0	0
Overvotes	0			0	0	0	0	0
Undervotes	14			11	2	1	0	0
Contest Totals	430			216	200	14	0	0

## PCT 117

### Proposition C – Collin County

Vote For 1

	TOTAL	VOTE %		Election Day	Early Voting	Ballots By Mail	Provisional	Limited Ballot
For	235	57.60%	<div><div></div></div>	115	113	7	0	0
Against	173	42.40%	<div><div></div></div>	87	80	6	0	0
Total Votes Cast	408	100.00%	<div><div></div></div>	202	193	13	0	0
Overvotes	0			0	0	0	0	0
Undervotes	22			14	7	1	0	0
Contest Totals	430			216	200	14	0	0

### Proposition D – Collin County

Vote For 1

	TOTAL	VOTE %		Election Day	Early Voting	Ballots By Mail	Provisional	Limited Ballot
For	269	65.13%	<div><div></div></div>	135	125	9	0	0
Against	144	34.87%	<div><div></div></div>	70	71	3	0	0
Total Votes Cast	413	100.00%	<div><div></div></div>	205	196	12	0	0
Overvotes	0			0	0	0	0	0
Undervotes	17			11	4	2	0	0
Contest Totals	430			216	200	14	0	0

### Proposition E – Collin County

Vote For 1

	TOTAL	VOTE %		Election Day	Early Voting	Ballots By Mail	Provisional	Limited Ballot
For	299	71.88%	<div><div></div></div>	147	142	10	0	0
Against	117	28.12%	<div><div></div></div>	60	54	3	0	0
Total Votes Cast	416	100.00%	<div><div></div></div>	207	196	13	0	0
Overvotes	0			0	0	0	0	0
Undervotes	14			9	4	1	0	0
Contest Totals	430			216	200	14	0	0

## PCT 118

### Proposition 1 – State of Texas

Vote For 1

	TOTAL	VOTE %		Election Day	Early Voting	Ballots By Mail	Provisional	Limited Ballot
For	383	73.09%	<div><div></div></div>	207	174	2	0	0
Against	141	26.91%	<div><div></div></div>	81	58	2	0	0
Total Votes Cast	524	100.00%	<div><div></div></div>	288	232	4	0	0
Overvotes	0			0	0	0	0	0
Undervotes	16			5	11	0	0	0
Contest Totals	540			293	243	4	0	0

### Proposition 2 – State of Texas

Vote For 1

	TOTAL	VOTE %		Election Day	Early Voting	Ballots By Mail	Provisional	Limited Ballot
For	367	70.85%	<div><div></div></div>	203	161	3	0	0
Against	151	29.15%	<div><div></div></div>	78	72	1	0	0
Total Votes Cast	518	100.00%	<div><div></div></div>	281	233	4	0	0
Overvotes	0			0	0	0	0	0
Undervotes	22			12	10	0	0	0
Contest Totals	540			293	243	4	0	0

### Proposition 3 – State of Texas

Vote For 1

	TOTAL	VOTE %		Election Day	Early Voting	Ballots By Mail	Provisional	Limited Ballot
For	340	66.02%	<div><div></div></div>	174	164	2	0	0
Against	175	33.98%	<div><div></div></div>	107	66	2	0	0
Total Votes Cast	515	100.00%	<div><div></div></div>	281	230	4	0	0
Overvotes	0			0	0	0	0	0
Undervotes	25			12	13	0	0	0
Contest Totals	540			293	243	4	0	0

### Proposition 4 – State of Texas

Vote For 1

	TOTAL	VOTE %		Election Day	Early Voting	Ballots By Mail	Provisional	Limited Ballot
For	454	86.15%	<div><div></div></div>	250	201	3	0	0
Against	73	13.85%	<div><div></div></div>	38	34	1	0	0
Total Votes Cast	527	100.00%	<div><div></div></div>	288	235	4	0	0
Overvotes	0			0	0	0	0	0
Undervotes	13			5	8	0	0	0
Contest Totals	540			293	243	4	0	0

## PCT 118

### Proposition 5 – State of Texas

Vote For 1

	TOTAL	VOTE %		Election Day	Early Voting	Ballots By Mail	Provisional	Limited Ballot
For	352	67.05%	<div><div></div></div>	193	159	0	0	0
Against	173	32.95%	<div><div></div></div>	92	77	4	0	0
Total Votes Cast	525	100.00%	<div><div></div></div>	285	236	4	0	0
Overvotes	0			0	0	0	0	0
Undervotes	15			8	7	0	0	0
Contest Totals	540			293	243	4	0	0

### Proposition 6 – State of Texas

Vote For 1

	TOTAL	VOTE %		Election Day	Early Voting	Ballots By Mail	Provisional	Limited Ballot
For	436	83.52%	<div><div></div></div>	237	197	2	0	0
Against	86	16.48%	<div><div></div></div>	46	38	2	0	0
Total Votes Cast	522	100.00%	<div><div></div></div>	283	235	4	0	0
Overvotes	0			0	0	0	0	0
Undervotes	18			10	8	0	0	0
Contest Totals	540			293	243	4	0	0

### Proposition 7 – State of Texas

Vote For 1

	TOTAL	VOTE %		Election Day	Early Voting	Ballots By Mail	Provisional	Limited Ballot
For	341	65.45%	<div><div></div></div>	178	163	0	0	0
Against	180	34.55%	<div><div></div></div>	108	68	4	0	0
Total Votes Cast	521	100.00%	<div><div></div></div>	286	231	4	0	0
Overvotes	0			0	0	0	0	0
Undervotes	19			7	12	0	0	0
Contest Totals	540			293	243	4	0	0

### Proposition 8 – State of Texas

Vote For 1

	TOTAL	VOTE %		Election Day	Early Voting	Ballots By Mail	Provisional	Limited Ballot
For	384	74.56%	<div><div></div></div>	208	174	2	0	0
Against	131	25.44%	<div><div></div></div>	72	57	2	0	0
Total Votes Cast	515	100.00%	<div><div></div></div>	280	231	4	0	0
Overvotes	0			0	0	0	0	0
Undervotes	25			13	12	0	0	0
Contest Totals	540			293	243	4	0	0

## PCT 118

### Proposition 9 – State of Texas

Vote For 1

	TOTAL	VOTE %		Election Day	Early Voting	Ballots By Mail	Provisional	Limited Ballot
For	450	83.80%	<div><div></div></div>	247	201	2	0	0
Against	87	16.20%	<div><div></div></div>	45	40	2	0	0
Total Votes Cast	537	100.00%	<div><div></div></div>	292	241	4	0	0
Overvotes	0			0	0	0	0	0
Undervotes	3			1	2	0	0	0
Contest Totals	540			293	243	4	0	0

### Proposition 10 – State of Texas

Vote For 1

	TOTAL	VOTE %		Election Day	Early Voting	Ballots By Mail	Provisional	Limited Ballot
For	250	49.80%	<div><div></div></div>	121	128	1	0	0
Against	252	50.20%	<div><div></div></div>	152	97	3	0	0
Total Votes Cast	502	100.00%	<div><div></div></div>	273	225	4	0	0
Overvotes	0			0	0	0	0	0
Undervotes	38			20	18	0	0	0
Contest Totals	540			293	243	4	0	0

### Proposition 11 – State of Texas

Vote For 1

	TOTAL	VOTE %		Election Day	Early Voting	Ballots By Mail	Provisional	Limited Ballot
For	341	69.45%	<div><div></div></div>	189	152	0	0	0
Against	150	30.55%	<div><div></div></div>	77	69	4	0	0
Total Votes Cast	491	100.00%	<div><div></div></div>	266	221	4	0	0
Overvotes	0			0	0	0	0	0
Undervotes	49			27	22	0	0	0
Contest Totals	540			293	243	4	0	0

### Proposition 12 – State of Texas

Vote For 1

	TOTAL	VOTE %		Election Day	Early Voting	Ballots By Mail	Provisional	Limited Ballot
For	260	56.89%	<div><div></div></div>	136	122	2	0	0
Against	197	43.11%	<div><div></div></div>	109	86	2	0	0
Total Votes Cast	457	100.00%	<div><div></div></div>	245	208	4	0	0
Overvotes	0			0	0	0	0	0
Undervotes	83			48	35	0	0	0
Contest Totals	540			293	243	4	0	0

## PCT 118

### Proposition 13 – State of Texas

Vote For 1

	TOTAL	VOTE %		Election Day	Early Voting	Ballots By Mail	Provisional	Limited Ballot
For	204	39.84%	<div><div></div></div>	103	101	0	0	0
Against	308	60.16%	<div><div></div></div>	173	131	4	0	0
Total Votes Cast	512	100.00%	<div><div></div></div>	276	232	4	0	0
Overvotes	0			0	0	0	0	0
Undervotes	28			17	11	0	0	0
Contest Totals	540			293	243	4	0	0

### Proposition 14 – State of Texas

Vote For 1

	TOTAL	VOTE %		Election Day	Early Voting	Ballots By Mail	Provisional	Limited Ballot
For	423	81.82%	<div><div></div></div>	226	195	2	0	0
Against	94	18.18%	<div><div></div></div>	55	37	2	0	0
Total Votes Cast	517	100.00%	<div><div></div></div>	281	232	4	0	0
Overvotes	0			0	0	0	0	0
Undervotes	23			12	11	0	0	0
Contest Totals	540			293	243	4	0	0

### Proposition A – Collin County

Vote For 1

	TOTAL	VOTE %		Election Day	Early Voting	Ballots By Mail	Provisional	Limited Ballot
For	292	56.48%	<div><div></div></div>	156	136	0	0	0
Against	225	43.52%	<div><div></div></div>	129	92	4	0	0
Total Votes Cast	517	100.00%	<div><div></div></div>	285	228	4	0	0
Overvotes	0			0	0	0	0	0
Undervotes	23			8	15	0	0	0
Contest Totals	540			293	243	4	0	0

### Proposition B – Collin County

Vote For 1

	TOTAL	VOTE %		Election Day	Early Voting	Ballots By Mail	Provisional	Limited Ballot
For	379	72.88%	<div><div></div></div>	203	173	3	0	0
Against	141	27.12%	<div><div></div></div>	82	58	1	0	0
Total Votes Cast	520	100.00%	<div><div></div></div>	285	231	4	0	0
Overvotes	0			0	0	0	0	0
Undervotes	20			8	12	0	0	0
Contest Totals	540			293	243	4	0	0



## PCT 118

### Proposition C – Collin County

Vote For 1

	TOTAL	VOTE %		Election Day	Early Voting	Ballots By Mail	Provisional	Limited Ballot
For	305	59.22%	<div><div></div></div>	158	145	2	0	0
Against	210	40.78%	<div><div></div></div>	124	84	2	0	0
Total Votes Cast	515	100.00%	<div><div></div></div>	282	229	4	0	0
Overvotes	0			0	0	0	0	0
Undervotes	25			11	14	0	0	0
Contest Totals	540			293	243	4	0	0

### Proposition D – Collin County

Vote For 1

	TOTAL	VOTE %		Election Day	Early Voting	Ballots By Mail	Provisional	Limited Ballot
For	357	68.92%	<div><div></div></div>	197	160	0	0	0
Against	161	31.08%	<div><div></div></div>	88	69	4	0	0
Total Votes Cast	518	100.00%	<div><div></div></div>	285	229	4	0	0
Overvotes	0			0	0	0	0	0
Undervotes	22			8	14	0	0	0
Contest Totals	540			293	243	4	0	0

### Proposition E – Collin County

Vote For 1

	TOTAL	VOTE %		Election Day	Early Voting	Ballots By Mail	Provisional	Limited Ballot
For	381	73.41%	<div><div></div></div>	201	178	2	0	0
Against	138	26.59%	<div><div></div></div>	82	54	2	0	0
Total Votes Cast	519	100.00%	<div><div></div></div>	283	232	4	0	0
Overvotes	0			0	0	0	0	0
Undervotes	21			10	11	0	0	0
Contest Totals	540			293	243	4	0	0

## PCT 119

### Proposition 1 – State of Texas

Vote For 1

	TOTAL	VOTE %		Election Day	Early Voting	Ballots By Mail	Provision al	Limited Ballot
For	268	67.34%	<div><div></div></div>	126	137	5	0	0
Against	130	32.66%	<div><div></div></div>	52	74	4	0	0
Total Votes Cast	398	100.00%	<div><div></div></div>	178	211	9	0	0
Overvotes	0			0	0	0	0	0
Undervotes	16			9	7	0	0	0
Contest Totals	414			187	218	9	0	0

### Proposition 2 – State of Texas

Vote For 1

	TOTAL	VOTE %		Election Day	Early Voting	Ballots By Mail	Provision al	Limited Ballot
For	255	64.23%	<div><div></div></div>	121	131	3	0	0
Against	142	35.77%	<div><div></div></div>	56	80	6	0	0
Total Votes Cast	397	100.00%	<div><div></div></div>	177	211	9	0	0
Overvotes	0			0	0	0	0	0
Undervotes	17			10	7	0	0	0
Contest Totals	414			187	218	9	0	0

### Proposition 3 – State of Texas

Vote For 1

	TOTAL	VOTE %		Election Day	Early Voting	Ballots By Mail	Provision al	Limited Ballot
For	286	71.32%	<div><div></div></div>	120	158	8	0	0
Against	115	28.68%	<div><div></div></div>	60	54	1	0	0
Total Votes Cast	401	100.00%	<div><div></div></div>	180	212	9	0	0
Overvotes	0			0	0	0	0	0
Undervotes	13			7	6	0	0	0
Contest Totals	414			187	218	9	0	0

### Proposition 4 – State of Texas

Vote For 1

	TOTAL	VOTE %		Election Day	Early Voting	Ballots By Mail	Provision al	Limited Ballot
For	351	85.61%	<div><div></div></div>	154	190	7	0	0
Against	59	14.39%	<div><div></div></div>	32	25	2	0	0
Total Votes Cast	410	100.00%	<div><div></div></div>	186	215	9	0	0
Overvotes	0			0	0	0	0	0
Undervotes	4			1	3	0	0	0
Contest Totals	414			187	218	9	0	0

## PCT 119

### Proposition 5 – State of Texas

Vote For 1

	TOTAL	VOTE %		Election Day	Early Voting	Ballots By Mail	Provisional	Limited Ballot
For	249	62.88%	<div><div></div></div>	122	121	6	0	0
Against	147	37.12%	<div><div></div></div>	54	90	3	0	0
Total Votes Cast	396	100.00%	<div><div></div></div>	176	211	9	0	0
Overvotes	0			0	0	0	0	0
Undervotes	18			11	7	0	0	0
Contest Totals	414			187	218	9	0	0

### Proposition 6 – State of Texas

Vote For 1

	TOTAL	VOTE %		Election Day	Early Voting	Ballots By Mail	Provisional	Limited Ballot
For	307	75.99%	<div><div></div></div>	142	159	6	0	0
Against	97	24.01%	<div><div></div></div>	38	56	3	0	0
Total Votes Cast	404	100.00%	<div><div></div></div>	180	215	9	0	0
Overvotes	0			0	0	0	0	0
Undervotes	10			7	3	0	0	0
Contest Totals	414			187	218	9	0	0

### Proposition 7 – State of Texas

Vote For 1

	TOTAL	VOTE %		Election Day	Early Voting	Ballots By Mail	Provisional	Limited Ballot
For	235	58.31%	<div><div></div></div>	104	126	5	0	0
Against	168	41.69%	<div><div></div></div>	76	88	4	0	0
Total Votes Cast	403	100.00%	<div><div></div></div>	180	214	9	0	0
Overvotes	0			0	0	0	0	0
Undervotes	11			7	4	0	0	0
Contest Totals	414			187	218	9	0	0

### Proposition 8 – State of Texas

Vote For 1

	TOTAL	VOTE %		Election Day	Early Voting	Ballots By Mail	Provisional	Limited Ballot
For	262	65.17%	<div><div></div></div>	124	131	7	0	0
Against	140	34.83%	<div><div></div></div>	57	81	2	0	0
Total Votes Cast	402	100.00%	<div><div></div></div>	181	212	9	0	0
Overvotes	0			0	0	0	0	0
Undervotes	12			6	6	0	0	0
Contest Totals	414			187	218	9	0	0

## PCT 119

### Proposition 9 – State of Texas

Vote For 1

	TOTAL	VOTE %		Election Day	Early Voting	Ballots By Mail	Provisional	Limited Ballot
For	316	77.64%	<div><div></div></div>	147	161	8	0	0
Against	91	22.36%	<div><div></div></div>	34	56	1	0	0
Total Votes Cast	407	100.00%	<div><div></div></div>	181	217	9	0	0
Overvotes	0			0	0	0	0	0
Undervotes	7			6	1	0	0	0
Contest Totals	414			187	218	9	0	0

### Proposition 10 – State of Texas

Vote For 1

	TOTAL	VOTE %		Election Day	Early Voting	Ballots By Mail	Provisional	Limited Ballot
For	183	46.33%	<div><div></div></div>	75	104	4	0	0
Against	212	53.67%	<div><div></div></div>	100	107	5	0	0
Total Votes Cast	395	100.00%	<div><div></div></div>	175	211	9	0	0
Overvotes	0			0	0	0	0	0
Undervotes	19			12	7	0	0	0
Contest Totals	414			187	218	9	0	0

### Proposition 11 – State of Texas

Vote For 1

	TOTAL	VOTE %		Election Day	Early Voting	Ballots By Mail	Provisional	Limited Ballot
For	239	62.89%	<div><div></div></div>	111	122	6	0	0
Against	141	37.11%	<div><div></div></div>	52	86	3	0	0
Total Votes Cast	380	100.00%	<div><div></div></div>	163	208	9	0	0
Overvotes	0			0	0	0	0	0
Undervotes	34			24	10	0	0	0
Contest Totals	414			187	218	9	0	0

### Proposition 12 – State of Texas

Vote For 1

	TOTAL	VOTE %		Election Day	Early Voting	Ballots By Mail	Provisional	Limited Ballot
For	181	50.56%	<div><div></div></div>	78	98	5	0	0
Against	177	49.44%	<div><div></div></div>	71	102	4	0	0
Total Votes Cast	358	100.00%	<div><div></div></div>	149	200	9	0	0
Overvotes	0			0	0	0	0	0
Undervotes	56			38	18	0	0	0
Contest Totals	414			187	218	9	0	0

## PCT 119

### Proposition 13 – State of Texas

Vote For 1

	TOTAL	VOTE %		Election Day	Early Voting	Ballots By Mail	Provisional	Limited Ballot
For	130	32.58%	<div><div></div></div>	42	88	0	0	0
Against	269	67.42%	<div><div></div></div>	134	126	9	0	0
Total Votes Cast	399	100.00%	<div><div></div></div>	176	214	9	0	0
Overvotes	0			0	0	0	0	0
Undervotes	15			11	4	0	0	0
Contest Totals	414			187	218	9	0	0

### Proposition 14 – State of Texas

Vote For 1

	TOTAL	VOTE %		Election Day	Early Voting	Ballots By Mail	Provisional	Limited Ballot
For	309	76.49%	<div><div></div></div>	147	155	7	0	0
Against	95	23.51%	<div><div></div></div>	33	60	2	0	0
Total Votes Cast	404	100.00%	<div><div></div></div>	180	215	9	0	0
Overvotes	0			0	0	0	0	0
Undervotes	10			7	3	0	0	0
Contest Totals	414			187	218	9	0	0

### Proposition A – Collin County

Vote For 1

	TOTAL	VOTE %		Election Day	Early Voting	Ballots By Mail	Provisional	Limited Ballot
For	218	54.91%	<div><div></div></div>	95	120	3	0	0
Against	179	45.09%	<div><div></div></div>	80	93	6	0	0
Total Votes Cast	397	100.00%	<div><div></div></div>	175	213	9	0	0
Overvotes	0			0	0	0	0	0
Undervotes	17			12	5	0	0	0
Contest Totals	414			187	218	9	0	0

### Proposition B – Collin County

Vote For 1

	TOTAL	VOTE %		Election Day	Early Voting	Ballots By Mail	Provisional	Limited Ballot
For	254	63.18%	<div><div></div></div>	122	132	0	0	0
Against	148	36.82%	<div><div></div></div>	58	81	9	0	0
Total Votes Cast	402	100.00%	<div><div></div></div>	180	213	9	0	0
Overvotes	0			0	0	0	0	0
Undervotes	12			7	5	0	0	0
Contest Totals	414			187	218	9	0	0

## PCT 119

### Proposition C – Collin County

Vote For 1

	TOTAL	VOTE %		Election Day	Early Voting	Ballots By Mail	Provisional	Limited Ballot
For	210	53.85%	<div><div></div></div>	91	116	3	0	0
Against	180	46.15%	<div><div></div></div>	80	94	6	0	0
Total Votes Cast	390	100.00%	<div><div></div></div>	171	210	9	0	0
Overvotes	0			0	0	0	0	0
Undervotes	24			16	8	0	0	0
Contest Totals	414			187	218	9	0	0

### Proposition D – Collin County

Vote For 1

	TOTAL	VOTE %		Election Day	Early Voting	Ballots By Mail	Provisional	Limited Ballot
For	254	63.50%	<div><div></div></div>	116	134	4	0	0
Against	146	36.50%	<div><div></div></div>	62	79	5	0	0
Total Votes Cast	400	100.00%	<div><div></div></div>	178	213	9	0	0
Overvotes	0			0	0	0	0	0
Undervotes	14			9	5	0	0	0
Contest Totals	414			187	218	9	0	0

### Proposition E – Collin County

Vote For 1

	TOTAL	VOTE %		Election Day	Early Voting	Ballots By Mail	Provisional	Limited Ballot
For	274	69.19%	<div><div></div></div>	123	148	3	0	0
Against	122	30.81%	<div><div></div></div>	51	65	6	0	0
Total Votes Cast	396	100.00%	<div><div></div></div>	174	213	9	0	0
Overvotes	0			0	0	0	0	0
Undervotes	18			13	5	0	0	0
Contest Totals	414			187	218	9	0	0

## PCT 120

### Proposition 1 – State of Texas

Vote For 1

	TOTAL	VOTE %		Election Day	Early Voting	Ballots By Mail	Provisional	Limited Ballot
For	432	71.76%	<div><div></div></div>	191	239	2	0	0
Against	170	28.24%	<div><div></div></div>	79	85	6	0	0
Total Votes Cast	602	100.00%	<div><div></div></div>	270	324	8	0	0
Overvotes	0			0	0	0	0	0
Undervotes	24			13	11	0	0	0
Contest Totals	626			283	335	8	0	0

### Proposition 2 – State of Texas

Vote For 1

	TOTAL	VOTE %		Election Day	Early Voting	Ballots By Mail	Provisional	Limited Ballot
For	360	60.40%	<div><div></div></div>	154	200	6	0	0
Against	236	39.60%	<div><div></div></div>	114	120	2	0	0
Total Votes Cast	596	100.00%	<div><div></div></div>	268	320	8	0	0
Overvotes	0			0	0	0	0	0
Undervotes	30			15	15	0	0	0
Contest Totals	626			283	335	8	0	0

### Proposition 3 – State of Texas

Vote For 1

	TOTAL	VOTE %		Election Day	Early Voting	Ballots By Mail	Provisional	Limited Ballot
For	418	69.55%	<div><div></div></div>	197	219	2	0	0
Against	183	30.45%	<div><div></div></div>	76	101	6	0	0
Total Votes Cast	601	100.00%	<div><div></div></div>	273	320	8	0	0
Overvotes	0			0	0	0	0	0
Undervotes	25			10	15	0	0	0
Contest Totals	626			283	335	8	0	0

### Proposition 4 – State of Texas

Vote For 1

	TOTAL	VOTE %		Election Day	Early Voting	Ballots By Mail	Provisional	Limited Ballot
For	509	83.99%	<div><div></div></div>	228	276	5	0	0
Against	97	16.01%	<div><div></div></div>	42	52	3	0	0
Total Votes Cast	606	100.00%	<div><div></div></div>	270	328	8	0	0
Overvotes	0			0	0	0	0	0
Undervotes	20			13	7	0	0	0
Contest Totals	626			283	335	8	0	0

## PCT 120

### Proposition 5 – State of Texas

Vote For 1

	TOTAL	VOTE %		Election Day	Early Voting	Ballots By Mail	Provisional	Limited Ballot
For	370	61.98%	<div><div></div></div>	147	216	7	0	0
Against	227	38.02%	<div><div></div></div>	119	107	1	0	0
Total Votes Cast	597	100.00%	<div><div></div></div>	266	323	8	0	0
Overvotes	0			0	0	0	0	0
Undervotes	29			17	12	0	0	0
Contest Totals	626			283	335	8	0	0

### Proposition 6 – State of Texas

Vote For 1

	TOTAL	VOTE %		Election Day	Early Voting	Ballots By Mail	Provisional	Limited Ballot
For	488	79.87%	<div><div></div></div>	208	272	8	0	0
Against	123	20.13%	<div><div></div></div>	65	58	0	0	0
Total Votes Cast	611	100.00%	<div><div></div></div>	273	330	8	0	0
Overvotes	0			0	0	0	0	0
Undervotes	15			10	5	0	0	0
Contest Totals	626			283	335	8	0	0

### Proposition 7 – State of Texas

Vote For 1

	TOTAL	VOTE %		Election Day	Early Voting	Ballots By Mail	Provisional	Limited Ballot
For	389	64.09%	<div><div></div></div>	179	204	6	0	0
Against	218	35.91%	<div><div></div></div>	93	123	2	0	0
Total Votes Cast	607	100.00%	<div><div></div></div>	272	327	8	0	0
Overvotes	0			0	0	0	0	0
Undervotes	19			11	8	0	0	0
Contest Totals	626			283	335	8	0	0

### Proposition 8 – State of Texas

Vote For 1

	TOTAL	VOTE %		Election Day	Early Voting	Ballots By Mail	Provisional	Limited Ballot
For	409	67.72%	<div><div></div></div>	177	224	8	0	0
Against	195	32.28%	<div><div></div></div>	96	99	0	0	0
Total Votes Cast	604	100.00%	<div><div></div></div>	273	323	8	0	0
Overvotes	0			0	0	0	0	0
Undervotes	22			10	12	0	0	0
Contest Totals	626			283	335	8	0	0



## PCT 120

### Proposition 9 – State of Texas

Vote For 1

	TOTAL	VOTE %		Election Day	Early Voting	Ballots By Mail	Provisional	Limited Ballot
For	481	78.21%	<div><div></div></div>	221	254	6	0	0
Against	134	21.79%	<div><div></div></div>	59	73	2	0	0
Total Votes Cast	615	100.00%	<div><div></div></div>	280	327	8	0	0
Overvotes	0			0	0	0	0	0
Undervotes	11			3	8	0	0	0
Contest Totals	626			283	335	8	0	0

### Proposition 10 – State of Texas

Vote For 1

	TOTAL	VOTE %		Election Day	Early Voting	Ballots By Mail	Provisional	Limited Ballot
For	262	44.48%	<div><div></div></div>	117	142	3	0	0
Against	327	55.52%	<div><div></div></div>	150	172	5	0	0
Total Votes Cast	589	100.00%	<div><div></div></div>	267	314	8	0	0
Overvotes	0			0	0	0	0	0
Undervotes	37			16	21	0	0	0
Contest Totals	626			283	335	8	0	0

### Proposition 11 – State of Texas

Vote For 1

	TOTAL	VOTE %		Election Day	Early Voting	Ballots By Mail	Provisional	Limited Ballot
For	337	59.44%	<div><div></div></div>	143	188	6	0	0
Against	230	40.56%	<div><div></div></div>	116	112	2	0	0
Total Votes Cast	567	100.00%	<div><div></div></div>	259	300	8	0	0
Overvotes	0			0	0	0	0	0
Undervotes	59			24	35	0	0	0
Contest Totals	626			283	335	8	0	0

### Proposition 12 – State of Texas

Vote For 1

	TOTAL	VOTE %		Election Day	Early Voting	Ballots By Mail	Provisional	Limited Ballot
For	286	53.56%	<div><div></div></div>	121	161	4	0	0
Against	248	46.44%	<div><div></div></div>	117	127	4	0	0
Total Votes Cast	534	100.00%	<div><div></div></div>	238	288	8	0	0
Overvotes	0			0	0	0	0	0
Undervotes	92			45	47	0	0	0
Contest Totals	626			283	335	8	0	0

## PCT 120

### Proposition 13 – State of Texas

Vote For 1

	TOTAL	VOTE %		Election Day	Early Voting	Ballots By Mail	Provisional	Limited Ballot
For	220	36.91%	<div><div></div></div>	93	125	2	0	0
Against	376	63.09%	<div><div></div></div>	177	193	6	0	0
Total Votes Cast	596	100.00%	<div><div></div></div>	270	318	8	0	0
Overvotes	0			0	0	0	0	0
Undervotes	30			13	17	0	0	0
Contest Totals	626			283	335	8	0	0

### Proposition 14 – State of Texas

Vote For 1

	TOTAL	VOTE %		Election Day	Early Voting	Ballots By Mail	Provisional	Limited Ballot
For	461	75.82%	<div><div></div></div>	200	253	8	0	0
Against	147	24.18%	<div><div></div></div>	72	75	0	0	0
Total Votes Cast	608	100.00%	<div><div></div></div>	272	328	8	0	0
Overvotes	0			0	0	0	0	0
Undervotes	18			11	7	0	0	0
Contest Totals	626			283	335	8	0	0

### Proposition A – Collin County

Vote For 1

	TOTAL	VOTE %		Election Day	Early Voting	Ballots By Mail	Provisional	Limited Ballot
For	322	53.49%	<div><div></div></div>	123	193	6	0	0
Against	280	46.51%	<div><div></div></div>	149	129	2	0	0
Total Votes Cast	602	100.00%	<div><div></div></div>	272	322	8	0	0
Overvotes	0			0	0	0	0	0
Undervotes	24			11	13	0	0	0
Contest Totals	626			283	335	8	0	0

### Proposition B – Collin County

Vote For 1

	TOTAL	VOTE %		Election Day	Early Voting	Ballots By Mail	Provisional	Limited Ballot
For	392	65.22%	<div><div></div></div>	163	221	8	0	0
Against	209	34.78%	<div><div></div></div>	104	105	0	0	0
Total Votes Cast	601	100.00%	<div><div></div></div>	267	326	8	0	0
Overvotes	0			0	0	0	0	0
Undervotes	25			16	9	0	0	0
Contest Totals	626			283	335	8	0	0

## PCT 120

### Proposition C – Collin County

Vote For 1

	TOTAL	VOTE %		Election Day	Early Voting	Ballots By Mail	Provisional	Limited Ballot
For	312	52.44%	<div><div></div></div>	129	177	6	0	0
Against	283	47.56%	<div><div></div></div>	136	145	2	0	0
Total Votes Cast	595	100.00%	<div><div></div></div>	265	322	8	0	0
Overvotes	0			0	0	0	0	0
Undervotes	31			18	13	0	0	0
Contest Totals	626			283	335	8	0	0

### Proposition D – Collin County

Vote For 1

	TOTAL	VOTE %		Election Day	Early Voting	Ballots By Mail	Provisional	Limited Ballot
For	359	60.23%	<div><div></div></div>	150	203	6	0	0
Against	237	39.77%	<div><div></div></div>	114	121	2	0	0
Total Votes Cast	596	100.00%	<div><div></div></div>	264	324	8	0	0
Overvotes	0			0	0	0	0	0
Undervotes	30			19	11	0	0	0
Contest Totals	626			283	335	8	0	0

### Proposition E – Collin County

Vote For 1

	TOTAL	VOTE %		Election Day	Early Voting	Ballots By Mail	Provisional	Limited Ballot
For	454	75.04%	<div><div></div></div>	193	255	6	0	0
Against	151	24.96%	<div><div></div></div>	75	74	2	0	0
Total Votes Cast	605	100.00%	<div><div></div></div>	268	329	8	0	0
Overvotes	0			0	0	0	0	0
Undervotes	21			15	6	0	0	0
Contest Totals	626			283	335	8	0	0

### Proposition A – City of Allen

Vote For 1

	TOTAL	VOTE %		Election Day	Early Voting	Ballots By Mail	Provisional	Limited Ballot
For	475	76.74%	<div><div></div></div>	197	272	6	0	0
Against	144	23.26%	<div><div></div></div>	79	63	2	0	0
Total Votes Cast	619	100.00%	<div><div></div></div>	276	335	8	0	0
Overvotes	0			0	0	0	0	0
Undervotes	7			7	0	0	0	0
Contest Totals	626			283	335	8	0	0

## PCT 120

### Proposition B – City of Allen

Vote For 1

	TOTAL	VOTE %		Election Day	Early Voting	Ballots By Mail	Provisional	Limited Ballot
For	332	54.97%	<div><div></div><div></div></div>	128	198	6	0	0
Against	272	45.03%	<div><div></div><div></div></div>	144	126	2	0	0
Total Votes Cast	604	100.00%	<div><div></div><div></div></div>	272	324	8	0	0
Overvotes	0			0	0	0	0	0
Undervotes	22			11	11	0	0	0
Contest Totals	626			283	335	8	0	0

### Proposition C – City of Allen

Vote For 1

	TOTAL	VOTE %		Election Day	Early Voting	Ballots By Mail	Provisional	Limited Ballot
For	258	42.64%	<div><div></div><div></div></div>	102	150	6	0	0
Against	347	57.36%	<div><div></div><div></div></div>	169	176	2	0	0
Total Votes Cast	605	100.00%	<div><div></div><div></div></div>	271	326	8	0	0
Overvotes	0			0	0	0	0	0
Undervotes	21			12	9	0	0	0
Contest Totals	626			283	335	8	0	0

### Proposition D – City of Allen

Vote For 1

	TOTAL	VOTE %		Election Day	Early Voting	Ballots By Mail	Provisional	Limited Ballot
For	378	62.17%	<div><div></div><div></div></div>	160	214	4	0	0
Against	230	37.83%	<div><div></div><div></div></div>	112	114	4	0	0
Total Votes Cast	608	100.00%	<div><div></div><div></div></div>	272	328	8	0	0
Overvotes	0			0	0	0	0	0
Undervotes	18			11	7	0	0	0
Contest Totals	626			283	335	8	0	0

### Proposition E – City of Allen

Vote For 1

	TOTAL	VOTE %		Election Day	Early Voting	Ballots By Mail	Provisional	Limited Ballot
For	384	63.16%	<div><div></div><div></div></div>	157	219	8	0	0
Against	224	36.84%	<div><div></div><div></div></div>	116	108	0	0	0
Total Votes Cast	608	100.00%	<div><div></div><div></div></div>	273	327	8	0	0
Overvotes	0			0	0	0	0	0
Undervotes	18			10	8	0	0	0
Contest Totals	626			283	335	8	0	0

## PCT 121

### Proposition 1 – State of Texas

Vote For 1

	TOTAL	VOTE %		Election Day	Early Voting	Ballots By Mail	Provision al	Limited Ballot
For	171	59.79%	<div><div></div></div>	89	79	3	0	0
Against	115	40.21%	<div><div></div></div>	59	54	2	0	0
Total Votes Cast	286	100.00%	<div><div></div></div>	148	133	5	0	0
Overvotes	0			0	0	0	0	0
Undervotes	5			3	2	0	0	0
Contest Totals	291			151	135	5	0	0

### Proposition 2 – State of Texas

Vote For 1

	TOTAL	VOTE %		Election Day	Early Voting	Ballots By Mail	Provision al	Limited Ballot
For	184	65.02%	<div><div></div></div>	93	88	3	0	0
Against	99	34.98%	<div><div></div></div>	53	44	2	0	0
Total Votes Cast	283	100.00%	<div><div></div></div>	146	132	5	0	0
Overvotes	0			0	0	0	0	0
Undervotes	8			5	3	0	0	0
Contest Totals	291			151	135	5	0	0

### Proposition 3 – State of Texas

Vote For 1

	TOTAL	VOTE %		Election Day	Early Voting	Ballots By Mail	Provision al	Limited Ballot
For	174	61.48%	<div><div></div></div>	92	79	3	0	0
Against	109	38.52%	<div><div></div></div>	55	52	2	0	0
Total Votes Cast	283	100.00%	<div><div></div></div>	147	131	5	0	0
Overvotes	0			0	0	0	0	0
Undervotes	8			4	4	0	0	0
Contest Totals	291			151	135	5	0	0

### Proposition 4 – State of Texas

Vote For 1

	TOTAL	VOTE %		Election Day	Early Voting	Ballots By Mail	Provision al	Limited Ballot
For	236	84.29%	<div><div></div></div>	122	111	3	0	0
Against	44	15.71%	<div><div></div></div>	22	20	2	0	0
Total Votes Cast	280	100.00%	<div><div></div></div>	144	131	5	0	0
Overvotes	0			0	0	0	0	0
Undervotes	11			7	4	0	0	0
Contest Totals	291			151	135	5	0	0

## PCT 121

### Proposition 5 – State of Texas

Vote For 1

	TOTAL	VOTE %		Election Day	Early Voting	Ballots By Mail	Provision al	Limited Ballot
For	206	72.03%	<div><div></div></div>	104	99	3	0	0
Against	80	27.97%	<div><div></div></div>	45	33	2	0	0
Total Votes Cast	286	100.00%	<div><div></div></div>	149	132	5	0	0
Overvotes	0			0	0	0	0	0
Undervotes	5			2	3	0	0	0
Contest Totals	291			151	135	5	0	0

### Proposition 6 – State of Texas

Vote For 1

	TOTAL	VOTE %		Election Day	Early Voting	Ballots By Mail	Provision al	Limited Ballot
For	234	81.82%	<div><div></div></div>	122	109	3	0	0
Against	52	18.18%	<div><div></div></div>	26	24	2	0	0
Total Votes Cast	286	100.00%	<div><div></div></div>	148	133	5	0	0
Overvotes	0			0	0	0	0	0
Undervotes	5			3	2	0	0	0
Contest Totals	291			151	135	5	0	0

### Proposition 7 – State of Texas

Vote For 1

	TOTAL	VOTE %		Election Day	Early Voting	Ballots By Mail	Provision al	Limited Ballot
For	157	55.28%	<div><div></div></div>	85	69	3	0	0
Against	127	44.72%	<div><div></div></div>	62	63	2	0	0
Total Votes Cast	284	100.00%	<div><div></div></div>	147	132	5	0	0
Overvotes	0			0	0	0	0	0
Undervotes	7			4	3	0	0	0
Contest Totals	291			151	135	5	0	0

### Proposition 8 – State of Texas

Vote For 1

	TOTAL	VOTE %		Election Day	Early Voting	Ballots By Mail	Provision al	Limited Ballot
For	207	72.89%	<div><div></div></div>	112	93	2	0	0
Against	77	27.11%	<div><div></div></div>	35	39	3	0	0
Total Votes Cast	284	100.00%	<div><div></div></div>	147	132	5	0	0
Overvotes	0			0	0	0	0	0
Undervotes	7			4	3	0	0	0
Contest Totals	291			151	135	5	0	0

## PCT 121

### Proposition 9 – State of Texas

Vote For 1

	TOTAL	VOTE %		Election Day	Early Voting	Ballots By Mail	Provisional	Limited Ballot
For	232	80.56%	<div><div></div></div>	125	104	3	0	0
Against	56	19.44%	<div><div></div></div>	24	30	2	0	0
Total Votes Cast	288	100.00%	<div><div></div></div>	149	134	5	0	0
Overvotes	0			0	0	0	0	0
Undervotes	3			2	1	0	0	0
Contest Totals	291			151	135	5	0	0

### Proposition 10 – State of Texas

Vote For 1

	TOTAL	VOTE %		Election Day	Early Voting	Ballots By Mail	Provisional	Limited Ballot
For	127	44.88%	<div><div></div></div>	67	57	3	0	0
Against	156	55.12%	<div><div></div></div>	79	75	2	0	0
Total Votes Cast	283	100.00%	<div><div></div></div>	146	132	5	0	0
Overvotes	0			0	0	0	0	0
Undervotes	8			5	3	0	0	0
Contest Totals	291			151	135	5	0	0

### Proposition 11 – State of Texas

Vote For 1

	TOTAL	VOTE %		Election Day	Early Voting	Ballots By Mail	Provisional	Limited Ballot
For	194	71.85%	<div><div></div></div>	98	91	5	0	0
Against	76	28.15%	<div><div></div></div>	44	32	0	0	0
Total Votes Cast	270	100.00%	<div><div></div></div>	142	123	5	0	0
Overvotes	0			0	0	0	0	0
Undervotes	21			9	12	0	0	0
Contest Totals	291			151	135	5	0	0

### Proposition 12 – State of Texas

Vote For 1

	TOTAL	VOTE %		Election Day	Early Voting	Ballots By Mail	Provisional	Limited Ballot
For	134	52.55%	<div><div></div></div>	67	63	4	0	0
Against	121	47.45%	<div><div></div></div>	66	54	1	0	0
Total Votes Cast	255	100.00%	<div><div></div></div>	133	117	5	0	0
Overvotes	0			0	0	0	0	0
Undervotes	36			18	18	0	0	0
Contest Totals	291			151	135	5	0	0

## PCT 121

### Proposition 13 – State of Texas

Vote For 1

	TOTAL	VOTE %		Election Day	Early Voting	Ballots By Mail	Provisional	Limited Ballot
For	85	29.93%	<div><div></div></div>	38	45	2	0	0
Against	199	70.07%	<div><div></div></div>	111	85	3	0	0
Total Votes Cast	284	100.00%	<div><div></div></div>	149	130	5	0	0
Overvotes	0			0	0	0	0	0
Undervotes	7			2	5	0	0	0
Contest Totals	291			151	135	5	0	0

### Proposition 14 – State of Texas

Vote For 1

	TOTAL	VOTE %		Election Day	Early Voting	Ballots By Mail	Provisional	Limited Ballot
For	229	80.92%	<div><div></div></div>	118	111	0	0	0
Against	54	19.08%	<div><div></div></div>	28	21	5	0	0
Total Votes Cast	283	100.00%	<div><div></div></div>	146	132	5	0	0
Overvotes	0			0	0	0	0	0
Undervotes	8			5	3	0	0	0
Contest Totals	291			151	135	5	0	0

### Proposition A – Collin County

Vote For 1

	TOTAL	VOTE %		Election Day	Early Voting	Ballots By Mail	Provisional	Limited Ballot
For	153	54.26%	<div><div></div></div>	79	69	5	0	0
Against	129	45.74%	<div><div></div></div>	69	60	0	0	0
Total Votes Cast	282	100.00%	<div><div></div></div>	148	129	5	0	0
Overvotes	0			0	0	0	0	0
Undervotes	9			3	6	0	0	0
Contest Totals	291			151	135	5	0	0

### Proposition B – Collin County

Vote For 1

	TOTAL	VOTE %		Election Day	Early Voting	Ballots By Mail	Provisional	Limited Ballot
For	191	67.02%	<div><div></div></div>	102	86	3	0	0
Against	94	32.98%	<div><div></div></div>	48	44	2	0	0
Total Votes Cast	285	100.00%	<div><div></div></div>	150	130	5	0	0
Overvotes	0			0	0	0	0	0
Undervotes	6			1	5	0	0	0
Contest Totals	291			151	135	5	0	0



## PCT 121

### Proposition C – Collin County

Vote For 1

	TOTAL	VOTE %		Election Day	Early Voting	Ballots By Mail	Provisional	Limited Ballot
For	159	56.79%	<div><div></div></div>	82	73	4	0	0
Against	121	43.21%	<div><div></div></div>	64	56	1	0	0
Total Votes Cast	280	100.00%	<div><div></div></div>	146	129	5	0	0
Overvotes	0			0	0	0	0	0
Undervotes	11			5	6	0	0	0
Contest Totals	291			151	135	5	0	0

### Proposition D – Collin County

Vote For 1

	TOTAL	VOTE %		Election Day	Early Voting	Ballots By Mail	Provisional	Limited Ballot
For	183	64.66%	<div><div></div></div>	92	87	4	0	0
Against	100	35.34%	<div><div></div></div>	55	44	1	0	0
Total Votes Cast	283	100.00%	<div><div></div></div>	147	131	5	0	0
Overvotes	0			0	0	0	0	0
Undervotes	8			4	4	0	0	0
Contest Totals	291			151	135	5	0	0

### Proposition E – Collin County

Vote For 1

	TOTAL	VOTE %		Election Day	Early Voting	Ballots By Mail	Provisional	Limited Ballot
For	215	76.24%	<div><div></div></div>	112	98	5	0	0
Against	67	23.76%	<div><div></div></div>	35	32	0	0	0
Total Votes Cast	282	100.00%	<div><div></div></div>	147	130	5	0	0
Overvotes	0			0	0	0	0	0
Undervotes	9			4	5	0	0	0
Contest Totals	291			151	135	5	0	0

### Proposition A – City of Allen

Vote For 1

	TOTAL	VOTE %		Election Day	Early Voting	Ballots By Mail	Provisional	Limited Ballot
For	0			0	0	0	0	0
Against	0			0	0	0	0	0
Total Votes Cast	0			0	0	0	0	0
Overvotes	0			0	0	0	0	0
Undervotes	0			0	0	0	0	0
Contest Totals	0			0	0	0	0	0

## PCT 121

### Proposition B – City of Allen

Vote For 1

	TOTAL	VOTE %	Election Day	Early Voting	Ballots By Mail	Provision al	Limited Ballot
For	0		0	0	0	0	0
Against	0		0	0	0	0	0
Total Votes Cast	0		0	0	0	0	0
Overvotes	0		0	0	0	0	0
Undervotes	0		0	0	0	0	0
Contest Totals	0		0	0	0	0	0

### Proposition C – City of Allen

Vote For 1

	TOTAL	VOTE %	Election Day	Early Voting	Ballots By Mail	Provision al	Limited Ballot
For	0		0	0	0	0	0
Against	0		0	0	0	0	0
Total Votes Cast	0		0	0	0	0	0
Overvotes	0		0	0	0	0	0
Undervotes	0		0	0	0	0	0
Contest Totals	0		0	0	0	0	0

### Proposition D – City of Allen

Vote For 1

	TOTAL	VOTE %	Election Day	Early Voting	Ballots By Mail	Provision al	Limited Ballot
For	0		0	0	0	0	0
Against	0		0	0	0	0	0
Total Votes Cast	0		0	0	0	0	0
Overvotes	0		0	0	0	0	0
Undervotes	0		0	0	0	0	0
Contest Totals	0		0	0	0	0	0

### Proposition E – City of Allen

Vote For 1

	TOTAL	VOTE %	Election Day	Early Voting	Ballots By Mail	Provision al	Limited Ballot
For	0		0	0	0	0	0
Against	0		0	0	0	0	0
Total Votes Cast	0		0	0	0	0	0
Overvotes	0		0	0	0	0	0
Undervotes	0		0	0	0	0	0
Contest Totals	0		0	0	0	0	0

## PCT 122

### Proposition 1 – State of Texas

Vote For 1

	TOTAL	VOTE %		Election Day	Early Voting	Ballots By Mail	Provisional	Limited Ballot
For	602	78.90%	<div><div></div></div>	291	295	15	1	0
Against	161	21.10%	<div><div></div></div>	67	88	6	0	0
Total Votes Cast	763	100.00%	<div><div></div></div>	358	383	21	1	0
Overvotes	0			0	0	0	0	0
Undervotes	13			6	7	0	0	0
Contest Totals	776			364	390	21	1	0

### Proposition 2 – State of Texas

Vote For 1

	TOTAL	VOTE %		Election Day	Early Voting	Ballots By Mail	Provisional	Limited Ballot
For	475	63.33%	<div><div></div></div>	228	232	14	1	0
Against	275	36.67%	<div><div></div></div>	120	148	7	0	0
Total Votes Cast	750	100.00%	<div><div></div></div>	348	380	21	1	0
Overvotes	0			0	0	0	0	0
Undervotes	26			16	10	0	0	0
Contest Totals	776			364	390	21	1	0

### Proposition 3 – State of Texas

Vote For 1

	TOTAL	VOTE %		Election Day	Early Voting	Ballots By Mail	Provisional	Limited Ballot
For	572	75.76%	<div><div></div></div>	262	296	13	1	0
Against	183	24.24%	<div><div></div></div>	94	81	8	0	0
Total Votes Cast	755	100.00%	<div><div></div></div>	356	377	21	1	0
Overvotes	0			0	0	0	0	0
Undervotes	21			8	13	0	0	0
Contest Totals	776			364	390	21	1	0

### Proposition 4 – State of Texas

Vote For 1

	TOTAL	VOTE %		Election Day	Early Voting	Ballots By Mail	Provisional	Limited Ballot
For	636	83.90%	<div><div></div></div>	286	333	16	1	0
Against	122	16.10%	<div><div></div></div>	66	51	5	0	0
Total Votes Cast	758	100.00%	<div><div></div></div>	352	384	21	1	0
Overvotes	0			0	0	0	0	0
Undervotes	18			12	6	0	0	0
Contest Totals	776			364	390	21	1	0

## PCT 122

### Proposition 5 – State of Texas

Vote For 1

	TOTAL	VOTE %		Election Day	Early Voting	Ballots By Mail	Provisional	Limited Ballot
For	462	61.60%	<div><div></div></div>	205	240	16	1	0
Against	288	38.40%	<div><div></div></div>	144	139	5	0	0
Total Votes Cast	750	100.00%	<div><div></div></div>	349	379	21	1	0
Overvotes	0			0	0	0	0	0
Undervotes	26			15	11	0	0	0
Contest Totals	776			364	390	21	1	0

### Proposition 6 – State of Texas

Vote For 1

	TOTAL	VOTE %		Election Day	Early Voting	Ballots By Mail	Provisional	Limited Ballot
For	614	81.43%	<div><div></div></div>	282	316	15	1	0
Against	140	18.57%	<div><div></div></div>	70	65	5	0	0
Total Votes Cast	754	100.00%	<div><div></div></div>	352	381	20	1	0
Overvotes	0			0	0	0	0	0
Undervotes	22			12	9	1	0	0
Contest Totals	776			364	390	21	1	0

### Proposition 7 – State of Texas

Vote For 1

	TOTAL	VOTE %		Election Day	Early Voting	Ballots By Mail	Provisional	Limited Ballot
For	536	70.34%	<div><div></div></div>	251	269	15	1	0
Against	226	29.66%	<div><div></div></div>	106	114	6	0	0
Total Votes Cast	762	100.00%	<div><div></div></div>	357	383	21	1	0
Overvotes	0			0	0	0	0	0
Undervotes	14			7	7	0	0	0
Contest Totals	776			364	390	21	1	0

### Proposition 8 – State of Texas

Vote For 1

	TOTAL	VOTE %		Election Day	Early Voting	Ballots By Mail	Provisional	Limited Ballot
For	492	65.51%	<div><div></div></div>	228	249	14	1	0
Against	259	34.49%	<div><div></div></div>	120	133	6	0	0
Total Votes Cast	751	100.00%	<div><div></div></div>	348	382	20	1	0
Overvotes	0			0	0	0	0	0
Undervotes	25			16	8	1	0	0
Contest Totals	776			364	390	21	1	0

## PCT 122

### Proposition 9 – State of Texas

Vote For 1

	TOTAL	VOTE %		Election Day	Early Voting	Ballots By Mail	Provision al	Limited Ballot
For	602	78.90%	<div><div></div></div>	274	306	21	1	0
Against	161	21.10%	<div><div></div></div>	82	79	0	0	0
Total Votes Cast	763	100.00%	<div><div></div></div>	356	385	21	1	0
Overvotes	0			0	0	0	0	0
Undervotes	13			8	5	0	0	0
Contest Totals	776			364	390	21	1	0

### Proposition 10 – State of Texas

Vote For 1

	TOTAL	VOTE %		Election Day	Early Voting	Ballots By Mail	Provision al	Limited Ballot
For	369	49.46%	<div><div></div></div>	178	180	10	1	0
Against	377	50.54%	<div><div></div></div>	170	196	11	0	0
Total Votes Cast	746	100.00%	<div><div></div></div>	348	376	21	1	0
Overvotes	0			0	0	0	0	0
Undervotes	30			16	14	0	0	0
Contest Totals	776			364	390	21	1	0

### Proposition 11 – State of Texas

Vote For 1

	TOTAL	VOTE %		Election Day	Early Voting	Ballots By Mail	Provision al	Limited Ballot
For	442	61.90%	<div><div></div></div>	201	225	15	1	0
Against	272	38.10%	<div><div></div></div>	128	140	4	0	0
Total Votes Cast	714	100.00%	<div><div></div></div>	329	365	19	1	0
Overvotes	0			0	0	0	0	0
Undervotes	62			35	25	2	0	0
Contest Totals	776			364	390	21	1	0

### Proposition 12 – State of Texas

Vote For 1

	TOTAL	VOTE %		Election Day	Early Voting	Ballots By Mail	Provision al	Limited Ballot
For	416	61.45%	<div><div></div></div>	177	225	13	1	0
Against	261	38.55%	<div><div></div></div>	133	122	6	0	0
Total Votes Cast	677	100.00%	<div><div></div></div>	310	347	19	1	0
Overvotes	0			0	0	0	0	0
Undervotes	99			54	43	2	0	0
Contest Totals	776			364	390	21	1	0

## PCT 122

### Proposition 13 – State of Texas

Vote For 1

	TOTAL	VOTE %		Election Day	Early Voting	Ballots By Mail	Provisional	Limited Ballot
For	278	37.27%	<div><div></div></div>	140	131	7	0	0
Against	468	62.73%	<div><div></div></div>	210	244	13	1	0
Total Votes Cast	746	100.00%	<div><div></div></div>	350	375	20	1	0
Overvotes	0			0	0	0	0	0
Undervotes	30			14	15	1	0	0
Contest Totals	776			364	390	21	1	0

### Proposition 14 – State of Texas

Vote For 1

	TOTAL	VOTE %		Election Day	Early Voting	Ballots By Mail	Provisional	Limited Ballot
For	547	72.93%	<div><div></div></div>	255	279	12	1	0
Against	203	27.07%	<div><div></div></div>	94	101	8	0	0
Total Votes Cast	750	100.00%	<div><div></div></div>	349	380	20	1	0
Overvotes	0			0	0	0	0	0
Undervotes	26			15	10	1	0	0
Contest Totals	776			364	390	21	1	0

### Proposition A – Collin County

Vote For 1

	TOTAL	VOTE %		Election Day	Early Voting	Ballots By Mail	Provisional	Limited Ballot
For	409	54.46%	<div><div></div></div>	172	222	14	1	0
Against	342	45.54%	<div><div></div></div>	173	164	5	0	0
Total Votes Cast	751	100.00%	<div><div></div></div>	345	386	19	1	0
Overvotes	0			0	0	0	0	0
Undervotes	25			19	4	2	0	0
Contest Totals	776			364	390	21	1	0

### Proposition B – Collin County

Vote For 1

	TOTAL	VOTE %		Election Day	Early Voting	Ballots By Mail	Provisional	Limited Ballot
For	517	68.66%	<div><div></div></div>	229	272	15	1	0
Against	236	31.34%	<div><div></div></div>	120	111	5	0	0
Total Votes Cast	753	100.00%	<div><div></div></div>	349	383	20	1	0
Overvotes	0			0	0	0	0	0
Undervotes	23			15	7	1	0	0
Contest Totals	776			364	390	21	1	0

## PCT 122

### Proposition C – Collin County

Vote For 1

	TOTAL	VOTE %		Election Day	Early Voting	Ballots By Mail	Provisional	Limited Ballot
For	409	55.12%	<div><div></div></div>	185	212	11	1	0
Against	333	44.88%	<div><div></div></div>	160	165	8	0	0
Total Votes Cast	742	100.00%	<div><div></div></div>	345	377	19	1	0
Overvotes	0			0	0	0	0	0
Undervotes	34			19	13	2	0	0
Contest Totals	776			364	390	21	1	0

### Proposition D – Collin County

Vote For 1

	TOTAL	VOTE %		Election Day	Early Voting	Ballots By Mail	Provisional	Limited Ballot
For	443	59.07%	<div><div></div></div>	210	220	12	1	0
Against	307	40.93%	<div><div></div></div>	140	160	7	0	0
Total Votes Cast	750	100.00%	<div><div></div></div>	350	380	19	1	0
Overvotes	0			0	0	0	0	0
Undervotes	26			14	10	2	0	0
Contest Totals	776			364	390	21	1	0

### Proposition E – Collin County

Vote For 1

	TOTAL	VOTE %		Election Day	Early Voting	Ballots By Mail	Provisional	Limited Ballot
For	557	73.77%	<div><div></div></div>	252	288	16	1	0
Against	198	26.23%	<div><div></div></div>	101	93	4	0	0
Total Votes Cast	755	100.00%	<div><div></div></div>	353	381	20	1	0
Overvotes	0			0	0	0	0	0
Undervotes	21			11	9	1	0	0
Contest Totals	776			364	390	21	1	0

## PCT 123

### Proposition 1 – State of Texas

Vote For 1

	TOTAL	VOTE %		Election Day	Early Voting	Ballots By Mail	Provision al	Limited Ballot
For	208	71.48%	<div><div></div></div>	135	73	0	0	0
Against	83	28.52%	<div><div></div></div>	47	34	2	0	0
Total Votes Cast	291	100.00%	<div><div></div></div>	182	107	2	0	0
Overvotes	0			0	0	0	0	0
Undervotes	7			5	1	1	0	0
Contest Totals	298			187	108	3	0	0

### Proposition 2 – State of Texas

Vote For 1

	TOTAL	VOTE %		Election Day	Early Voting	Ballots By Mail	Provision al	Limited Ballot
For	184	64.56%	<div><div></div></div>	114	68	2	0	0
Against	101	35.44%	<div><div></div></div>	65	36	0	0	0
Total Votes Cast	285	100.00%	<div><div></div></div>	179	104	2	0	0
Overvotes	0			0	0	0	0	0
Undervotes	13			8	4	1	0	0
Contest Totals	298			187	108	3	0	0

### Proposition 3 – State of Texas

Vote For 1

	TOTAL	VOTE %		Election Day	Early Voting	Ballots By Mail	Provision al	Limited Ballot
For	209	71.82%	<div><div></div></div>	133	75	1	0	0
Against	82	28.18%	<div><div></div></div>	51	30	1	0	0
Total Votes Cast	291	100.00%	<div><div></div></div>	184	105	2	0	0
Overvotes	0			0	0	0	0	0
Undervotes	7			3	3	1	0	0
Contest Totals	298			187	108	3	0	0

### Proposition 4 – State of Texas

Vote For 1

	TOTAL	VOTE %		Election Day	Early Voting	Ballots By Mail	Provision al	Limited Ballot
For	239	82.41%	<div><div></div></div>	152	85	2	0	0
Against	51	17.59%	<div><div></div></div>	31	20	0	0	0
Total Votes Cast	290	100.00%	<div><div></div></div>	183	105	2	0	0
Overvotes	0			0	0	0	0	0
Undervotes	8			4	3	1	0	0
Contest Totals	298			187	108	3	0	0



## PCT 123

### Proposition 5 – State of Texas

Vote For 1

	TOTAL	VOTE %		Election Day	Early Voting	Ballots By Mail	Provision al	Limited Ballot
For	183	64.21%	<div><div></div></div>	110	71	2	0	0
Against	102	35.79%	<div><div></div></div>	68	34	0	0	0
Total Votes Cast	285	100.00%	<div><div></div></div>	178	105	2	0	0
Overvotes	0			0	0	0	0	0
Undervotes	13			9	3	1	0	0
Contest Totals	298			187	108	3	0	0

### Proposition 6 – State of Texas

Vote For 1

	TOTAL	VOTE %		Election Day	Early Voting	Ballots By Mail	Provision al	Limited Ballot
For	226	77.93%	<div><div></div></div>	142	82	2	0	0
Against	64	22.07%	<div><div></div></div>	42	22	0	0	0
Total Votes Cast	290	100.00%	<div><div></div></div>	184	104	2	0	0
Overvotes	0			0	0	0	0	0
Undervotes	8			3	4	1	0	0
Contest Totals	298			187	108	3	0	0

### Proposition 7 – State of Texas

Vote For 1

	TOTAL	VOTE %		Election Day	Early Voting	Ballots By Mail	Provision al	Limited Ballot
For	191	65.64%	<div><div></div></div>	122	69	0	0	0
Against	100	34.36%	<div><div></div></div>	63	35	2	0	0
Total Votes Cast	291	100.00%	<div><div></div></div>	185	104	2	0	0
Overvotes	0			0	0	0	0	0
Undervotes	7			2	4	1	0	0
Contest Totals	298			187	108	3	0	0

### Proposition 8 – State of Texas

Vote For 1

	TOTAL	VOTE %		Election Day	Early Voting	Ballots By Mail	Provision al	Limited Ballot
For	185	64.24%	<div><div></div></div>	111	72	2	0	0
Against	103	35.76%	<div><div></div></div>	70	33	0	0	0
Total Votes Cast	288	100.00%	<div><div></div></div>	181	105	2	0	0
Overvotes	0			0	0	0	0	0
Undervotes	10			6	3	1	0	0
Contest Totals	298			187	108	3	0	0

## PCT 123

### Proposition 9 – State of Texas

Vote For 1

	TOTAL	VOTE %		Election Day	Early Voting	Ballots By Mail	Provisional	Limited Ballot
For	227	77.47%	<div><div></div></div>	137	88	2	0	0
Against	66	22.53%	<div><div></div></div>	49	17	0	0	0
Total Votes Cast	293	100.00%	<div><div></div></div>	186	105	2	0	0
Overvotes	0			0	0	0	0	0
Undervotes	5			1	3	1	0	0
Contest Totals	298			187	108	3	0	0

### Proposition 10 – State of Texas

Vote For 1

	TOTAL	VOTE %		Election Day	Early Voting	Ballots By Mail	Provisional	Limited Ballot
For	138	47.92%	<div><div></div></div>	87	49	2	0	0
Against	150	52.08%	<div><div></div></div>	94	56	0	0	0
Total Votes Cast	288	100.00%	<div><div></div></div>	181	105	2	0	0
Overvotes	0			0	0	0	0	0
Undervotes	10			6	3	1	0	0
Contest Totals	298			187	108	3	0	0

### Proposition 11 – State of Texas

Vote For 1

	TOTAL	VOTE %		Election Day	Early Voting	Ballots By Mail	Provisional	Limited Ballot
For	178	63.80%	<div><div></div></div>	105	71	2	0	0
Against	101	36.20%	<div><div></div></div>	71	29	1	0	0
Total Votes Cast	279	100.00%	<div><div></div></div>	176	100	3	0	0
Overvotes	0			0	0	0	0	0
Undervotes	19			11	8	0	0	0
Contest Totals	298			187	108	3	0	0

### Proposition 12 – State of Texas

Vote For 1

	TOTAL	VOTE %		Election Day	Early Voting	Ballots By Mail	Provisional	Limited Ballot
For	147	55.47%	<div><div></div></div>	94	53	0	0	0
Against	118	44.53%	<div><div></div></div>	71	44	3	0	0
Total Votes Cast	265	100.00%	<div><div></div></div>	165	97	3	0	0
Overvotes	0			0	0	0	0	0
Undervotes	33			22	11	0	0	0
Contest Totals	298			187	108	3	0	0

## PCT 123

### Proposition 13 – State of Texas

Vote For 1

	TOTAL	VOTE %		Election Day	Early Voting	Ballots By Mail	Provision al	Limited Ballot
For	101	34.83%	<div><div></div></div>	59	41	1	0	0
Against	189	65.17%	<div><div></div></div>	123	64	2	0	0
Total Votes Cast	290	100.00%	<div><div></div></div>	182	105	3	0	0
Overvotes	0			0	0	0	0	0
Undervotes	8			5	3	0	0	0
Contest Totals	298			187	108	3	0	0

### Proposition 14 – State of Texas

Vote For 1

	TOTAL	VOTE %		Election Day	Early Voting	Ballots By Mail	Provision al	Limited Ballot
For	214	73.54%	<div><div></div></div>	126	85	3	0	0
Against	77	26.46%	<div><div></div></div>	56	21	0	0	0
Total Votes Cast	291	100.00%	<div><div></div></div>	182	106	3	0	0
Overvotes	0			0	0	0	0	0
Undervotes	7			5	2	0	0	0
Contest Totals	298			187	108	3	0	0

### Proposition A – Collin County

Vote For 1

	TOTAL	VOTE %		Election Day	Early Voting	Ballots By Mail	Provision al	Limited Ballot
For	152	52.60%	<div><div></div></div>	81	68	3	0	0
Against	137	47.40%	<div><div></div></div>	100	37	0	0	0
Total Votes Cast	289	100.00%	<div><div></div></div>	181	105	3	0	0
Overvotes	0			0	0	0	0	0
Undervotes	9			6	3	0	0	0
Contest Totals	298			187	108	3	0	0

### Proposition B – Collin County

Vote For 1

	TOTAL	VOTE %		Election Day	Early Voting	Ballots By Mail	Provision al	Limited Ballot
For	188	64.60%	<div><div></div></div>	117	69	2	0	0
Against	103	35.40%	<div><div></div></div>	65	37	1	0	0
Total Votes Cast	291	100.00%	<div><div></div></div>	182	106	3	0	0
Overvotes	0			0	0	0	0	0
Undervotes	7			5	2	0	0	0
Contest Totals	298			187	108	3	0	0

## PCT 123

### Proposition C – Collin County

Vote For 1

	TOTAL	VOTE %		Election Day	Early Voting	Ballots By Mail	Provisional	Limited Ballot
For	153	54.26%	<div><div></div></div>	90	62	1	0	0
Against	129	45.74%	<div><div></div></div>	86	41	2	0	0
Total Votes Cast	282	100.00%	<div><div></div></div>	176	103	3	0	0
Overvotes	0			0	0	0	0	0
Undervotes	16			11	5	0	0	0
Contest Totals	298			187	108	3	0	0

### Proposition D – Collin County

Vote For 1

	TOTAL	VOTE %		Election Day	Early Voting	Ballots By Mail	Provisional	Limited Ballot
For	199	68.38%	<div><div></div></div>	117	79	3	0	0
Against	92	31.62%	<div><div></div></div>	67	25	0	0	0
Total Votes Cast	291	100.00%	<div><div></div></div>	184	104	3	0	0
Overvotes	0			0	0	0	0	0
Undervotes	7			3	4	0	0	0
Contest Totals	298			187	108	3	0	0

### Proposition E – Collin County

Vote For 1

	TOTAL	VOTE %		Election Day	Early Voting	Ballots By Mail	Provisional	Limited Ballot
For	213	73.70%	<div><div></div></div>	127	84	2	0	0
Against	76	26.30%	<div><div></div></div>	55	20	1	0	0
Total Votes Cast	289	100.00%	<div><div></div></div>	182	104	3	0	0
Overvotes	0			0	0	0	0	0
Undervotes	9			5	4	0	0	0
Contest Totals	298			187	108	3	0	0

## PCT 124

### Proposition 1 – State of Texas

Vote For 1

	TOTAL	VOTE %		Election Day	Early Voting	Ballots By Mail	Provision al	Limited Ballot
For	236	63.44%	<div><div></div></div>	91	127	18	0	0
Against	136	36.56%	<div><div></div></div>	62	62	12	0	0
Total Votes Cast	372	100.00%	<div><div></div></div>	153	189	30	0	0
Overvotes	0			0	0	0	0	0
Undervotes	12			7	4	1	0	0
Contest Totals	384			160	193	31	0	0

### Proposition 2 – State of Texas

Vote For 1

	TOTAL	VOTE %		Election Day	Early Voting	Ballots By Mail	Provision al	Limited Ballot
For	246	66.67%	<div><div></div></div>	97	123	26	0	0
Against	123	33.33%	<div><div></div></div>	56	63	4	0	0
Total Votes Cast	369	100.00%	<div><div></div></div>	153	186	30	0	0
Overvotes	0			0	0	0	0	0
Undervotes	15			7	7	1	0	0
Contest Totals	384			160	193	31	0	0

### Proposition 3 – State of Texas

Vote For 1

	TOTAL	VOTE %		Election Day	Early Voting	Ballots By Mail	Provision al	Limited Ballot
For	209	56.49%	<div><div></div></div>	84	110	15	0	0
Against	161	43.51%	<div><div></div></div>	70	76	15	0	0
Total Votes Cast	370	100.00%	<div><div></div></div>	154	186	30	0	0
Overvotes	0			0	0	0	0	0
Undervotes	14			6	7	1	0	0
Contest Totals	384			160	193	31	0	0

### Proposition 4 – State of Texas

Vote For 1

	TOTAL	VOTE %		Election Day	Early Voting	Ballots By Mail	Provision al	Limited Ballot
For	291	76.78%	<div><div></div></div>	116	157	18	0	0
Against	88	23.22%	<div><div></div></div>	42	34	12	0	0
Total Votes Cast	379	100.00%	<div><div></div></div>	158	191	30	0	0
Overvotes	0			0	0	0	0	0
Undervotes	5			2	2	1	0	0
Contest Totals	384			160	193	31	0	0

## PCT 124

### Proposition 5 – State of Texas

Vote For 1

	TOTAL	VOTE %		Election Day	Early Voting	Ballots By Mail	Provisional	Limited Ballot
For	255	68.92%	<div><div></div></div>	105	129	21	0	0
Against	115	31.08%	<div><div></div></div>	47	59	9	0	0
Total Votes Cast	370	100.00%	<div><div></div></div>	152	188	30	0	0
Overvotes	0			0	0	0	0	0
Undervotes	14			8	5	1	0	0
Contest Totals	384			160	193	31	0	0

### Proposition 6 – State of Texas

Vote For 1

	TOTAL	VOTE %		Election Day	Early Voting	Ballots By Mail	Provisional	Limited Ballot
For	315	83.78%	<div><div></div></div>	132	154	29	0	0
Against	61	16.22%	<div><div></div></div>	24	36	1	0	0
Total Votes Cast	376	100.00%	<div><div></div></div>	156	190	30	0	0
Overvotes	0			0	0	0	0	0
Undervotes	8			4	3	1	0	0
Contest Totals	384			160	193	31	0	0

### Proposition 7 – State of Texas

Vote For 1

	TOTAL	VOTE %		Election Day	Early Voting	Ballots By Mail	Provisional	Limited Ballot
For	234	62.07%	<div><div></div></div>	95	122	17	0	0
Against	143	37.93%	<div><div></div></div>	63	67	13	0	0
Total Votes Cast	377	100.00%	<div><div></div></div>	158	189	30	0	0
Overvotes	0			0	0	0	0	0
Undervotes	7			2	4	1	0	0
Contest Totals	384			160	193	31	0	0

### Proposition 8 – State of Texas

Vote For 1

	TOTAL	VOTE %		Election Day	Early Voting	Ballots By Mail	Provisional	Limited Ballot
For	286	77.09%	<div><div></div></div>	117	143	26	0	0
Against	85	22.91%	<div><div></div></div>	40	41	4	0	0
Total Votes Cast	371	100.00%	<div><div></div></div>	157	184	30	0	0
Overvotes	0			0	0	0	0	0
Undervotes	13			3	9	1	0	0
Contest Totals	384			160	193	31	0	0

## PCT 124

### Proposition 9 – State of Texas

Vote For 1

	TOTAL	VOTE %		Election Day	Early Voting	Ballots By Mail	Provisional	Limited Ballot
For	323	85.90%	<div><div></div></div>	136	159	28	0	0
Against	53	14.10%	<div><div></div></div>	20	30	3	0	0
Total Votes Cast	376	100.00%	<div><div></div></div>	156	189	31	0	0
Overvotes	0			0	0	0	0	0
Undervotes	8			4	4	0	0	0
Contest Totals	384			160	193	31	0	0

### Proposition 10 – State of Texas

Vote For 1

	TOTAL	VOTE %		Election Day	Early Voting	Ballots By Mail	Provisional	Limited Ballot
For	161	43.87%	<div><div></div></div>	61	82	18	0	0
Against	206	56.13%	<div><div></div></div>	94	101	11	0	0
Total Votes Cast	367	100.00%	<div><div></div></div>	155	183	29	0	0
Overvotes	0			0	0	0	0	0
Undervotes	17			5	10	2	0	0
Contest Totals	384			160	193	31	0	0

### Proposition 11 – State of Texas

Vote For 1

	TOTAL	VOTE %		Election Day	Early Voting	Ballots By Mail	Provisional	Limited Ballot
For	252	70.59%	<div><div></div></div>	102	125	25	0	0
Against	105	29.41%	<div><div></div></div>	48	53	4	0	0
Total Votes Cast	357	100.00%	<div><div></div></div>	150	178	29	0	0
Overvotes	0			0	0	0	0	0
Undervotes	27			10	15	2	0	0
Contest Totals	384			160	193	31	0	0

### Proposition 12 – State of Texas

Vote For 1

	TOTAL	VOTE %		Election Day	Early Voting	Ballots By Mail	Provisional	Limited Ballot
For	180	52.48%	<div><div></div></div>	71	93	16	0	0
Against	163	47.52%	<div><div></div></div>	72	78	13	0	0
Total Votes Cast	343	100.00%	<div><div></div></div>	143	171	29	0	0
Overvotes	0			0	0	0	0	0
Undervotes	41			17	22	2	0	0
Contest Totals	384			160	193	31	0	0

## PCT 124

### Proposition 13 – State of Texas

Vote For 1

	TOTAL	VOTE %		Election Day	Early Voting	Ballots By Mail	Provisional	Limited Ballot
For	100	26.95%	<div><div></div></div>	35	53	12	0	0
Against	271	73.05%	<div><div></div></div>	117	136	18	0	0
Total Votes Cast	371	100.00%	<div><div></div></div>	152	189	30	0	0
Overvotes	0			0	0	0	0	0
Undervotes	13			8	4	1	0	0
Contest Totals	384			160	193	31	0	0

### Proposition 14 – State of Texas

Vote For 1

	TOTAL	VOTE %		Election Day	Early Voting	Ballots By Mail	Provisional	Limited Ballot
For	296	79.14%	<div><div></div></div>	130	141	25	0	0
Against	78	20.86%	<div><div></div></div>	27	46	5	0	0
Total Votes Cast	374	100.00%	<div><div></div></div>	157	187	30	0	0
Overvotes	0			0	0	0	0	0
Undervotes	10			3	6	1	0	0
Contest Totals	384			160	193	31	0	0

### Proposition A – Collin County

Vote For 1

	TOTAL	VOTE %		Election Day	Early Voting	Ballots By Mail	Provisional	Limited Ballot
For	222	59.84%	<div><div></div></div>	88	118	16	0	0
Against	149	40.16%	<div><div></div></div>	70	66	13	0	0
Total Votes Cast	371	100.00%	<div><div></div></div>	158	184	29	0	0
Overvotes	0			0	0	0	0	0
Undervotes	13			2	9	2	0	0
Contest Totals	384			160	193	31	0	0

### Proposition B – Collin County

Vote For 1

	TOTAL	VOTE %		Election Day	Early Voting	Ballots By Mail	Provisional	Limited Ballot
For	257	69.84%	<div><div></div></div>	110	127	20	0	0
Against	111	30.16%	<div><div></div></div>	45	57	9	0	0
Total Votes Cast	368	100.00%	<div><div></div></div>	155	184	29	0	0
Overvotes	0			0	0	0	0	0
Undervotes	16			5	9	2	0	0
Contest Totals	384			160	193	31	0	0



## PCT 124

### Proposition C – Collin County

Vote For 1

	TOTAL	VOTE %		Election Day	Early Voting	Ballots By Mail	Provisional	Limited Ballot
For	242	66.12%	<div><div></div></div>	96	124	22	0	0
Against	124	33.88%	<div><div></div></div>	60	57	7	0	0
Total Votes Cast	366	100.00%	<div><div></div></div>	156	181	29	0	0
Overvotes	0			0	0	0	0	0
Undervotes	18			4	12	2	0	0
Contest Totals	384			160	193	31	0	0

### Proposition D – Collin County

Vote For 1

	TOTAL	VOTE %		Election Day	Early Voting	Ballots By Mail	Provisional	Limited Ballot
For	253	68.56%	<div><div></div></div>	110	123	20	0	0
Against	116	31.44%	<div><div></div></div>	46	61	9	0	0
Total Votes Cast	369	100.00%	<div><div></div></div>	156	184	29	0	0
Overvotes	0			0	0	0	0	0
Undervotes	15			4	9	2	0	0
Contest Totals	384			160	193	31	0	0

### Proposition E – Collin County

Vote For 1

	TOTAL	VOTE %		Election Day	Early Voting	Ballots By Mail	Provisional	Limited Ballot
For	301	81.13%	<div><div></div></div>	121	155	25	0	0
Against	70	18.87%	<div><div></div></div>	36	30	4	0	0
Total Votes Cast	371	100.00%	<div><div></div></div>	157	185	29	0	0
Overvotes	0			0	0	0	0	0
Undervotes	13			3	8	2	0	0
Contest Totals	384			160	193	31	0	0

## PCT 125

### Proposition 1 – State of Texas

Vote For 1

	TOTAL	VOTE %		Election Day	Early Voting	Ballots By Mail	Provisional	Limited Ballot
For	493	70.33%	<div><div></div></div>	275	210	8	0	0
Against	208	29.67%	<div><div></div></div>	142	65	1	0	0
Total Votes Cast	701	100.00%	<div><div></div></div>	417	275	9	0	0
Overvotes	0			0	0	0	0	0
Undervotes	21			16	5	0	0	0
Contest Totals	722			433	280	9	0	0

### Proposition 2 – State of Texas

Vote For 1

	TOTAL	VOTE %		Election Day	Early Voting	Ballots By Mail	Provisional	Limited Ballot
For	461	66.14%	<div><div></div></div>	272	181	8	0	0
Against	236	33.86%	<div><div></div></div>	144	91	1	0	0
Total Votes Cast	697	100.00%	<div><div></div></div>	416	272	9	0	0
Overvotes	0			0	0	0	0	0
Undervotes	25			17	8	0	0	0
Contest Totals	722			433	280	9	0	0

### Proposition 3 – State of Texas

Vote For 1

	TOTAL	VOTE %		Election Day	Early Voting	Ballots By Mail	Provisional	Limited Ballot
For	451	64.52%	<div><div></div></div>	253	192	6	0	0
Against	248	35.48%	<div><div></div></div>	164	81	3	0	0
Total Votes Cast	699	100.00%	<div><div></div></div>	417	273	9	0	0
Overvotes	0			0	0	0	0	0
Undervotes	23			16	7	0	0	0
Contest Totals	722			433	280	9	0	0

### Proposition 4 – State of Texas

Vote For 1

	TOTAL	VOTE %		Election Day	Early Voting	Ballots By Mail	Provisional	Limited Ballot
For	585	82.86%	<div><div></div></div>	336	240	9	0	0
Against	121	17.14%	<div><div></div></div>	84	37	0	0	0
Total Votes Cast	706	100.00%	<div><div></div></div>	420	277	9	0	0
Overvotes	0			0	0	0	0	0
Undervotes	16			13	3	0	0	0
Contest Totals	722			433	280	9	0	0

## PCT 125

### Proposition 5 – State of Texas

Vote For 1

	TOTAL	VOTE %		Election Day	Early Voting	Ballots By Mail	Provision al	Limited Ballot
For	506	72.29%	<div><div></div></div>	309	191	6	0	0
Against	194	27.71%	<div><div></div></div>	110	82	2	0	0
Total Votes Cast	700	100.00%	<div><div></div></div>	419	273	8	0	0
Overvotes	0			0	0	0	0	0
Undervotes	22			14	7	1	0	0
Contest Totals	722			433	280	9	0	0

### Proposition 6 – State of Texas

Vote For 1

	TOTAL	VOTE %		Election Day	Early Voting	Ballots By Mail	Provision al	Limited Ballot
For	583	82.81%	<div><div></div></div>	345	229	9	0	0
Against	121	17.19%	<div><div></div></div>	73	48	0	0	0
Total Votes Cast	704	100.00%	<div><div></div></div>	418	277	9	0	0
Overvotes	0			0	0	0	0	0
Undervotes	18			15	3	0	0	0
Contest Totals	722			433	280	9	0	0

### Proposition 7 – State of Texas

Vote For 1

	TOTAL	VOTE %		Election Day	Early Voting	Ballots By Mail	Provision al	Limited Ballot
For	455	64.17%	<div><div></div></div>	267	181	7	0	0
Against	254	35.83%	<div><div></div></div>	157	96	1	0	0
Total Votes Cast	709	100.00%	<div><div></div></div>	424	277	8	0	0
Overvotes	0			0	0	0	0	0
Undervotes	13			9	3	1	0	0
Contest Totals	722			433	280	9	0	0

### Proposition 8 – State of Texas

Vote For 1

	TOTAL	VOTE %		Election Day	Early Voting	Ballots By Mail	Provision al	Limited Ballot
For	546	77.56%	<div><div></div></div>	327	210	9	0	0
Against	158	22.44%	<div><div></div></div>	94	64	0	0	0
Total Votes Cast	704	100.00%	<div><div></div></div>	421	274	9	0	0
Overvotes	0			0	0	0	0	0
Undervotes	18			12	6	0	0	0
Contest Totals	722			433	280	9	0	0

## PCT 125

### Proposition 9 – State of Texas

Vote For 1

	TOTAL	VOTE %		Election Day	Early Voting	Ballots By Mail	Provisional	Limited Ballot
For	603	84.93%	<div><div></div></div>	357	237	9	0	0
Against	107	15.07%	<div><div></div></div>	69	38	0	0	0
Total Votes Cast	710	100.00%	<div><div></div></div>	426	275	9	0	0
Overvotes	0			0	0	0	0	0
Undervotes	12			7	5	0	0	0
Contest Totals	722			433	280	9	0	0

### Proposition 10 – State of Texas

Vote For 1

	TOTAL	VOTE %		Election Day	Early Voting	Ballots By Mail	Provisional	Limited Ballot
For	345	50.29%	<div><div></div></div>	192	149	4	0	0
Against	341	49.71%	<div><div></div></div>	218	118	5	0	0
Total Votes Cast	686	100.00%	<div><div></div></div>	410	267	9	0	0
Overvotes	0			0	0	0	0	0
Undervotes	36			23	13	0	0	0
Contest Totals	722			433	280	9	0	0

### Proposition 11 – State of Texas

Vote For 1

	TOTAL	VOTE %		Election Day	Early Voting	Ballots By Mail	Provisional	Limited Ballot
For	496	74.47%	<div><div></div></div>	302	185	9	0	0
Against	170	25.53%	<div><div></div></div>	102	68	0	0	0
Total Votes Cast	666	100.00%	<div><div></div></div>	404	253	9	0	0
Overvotes	0			0	0	0	0	0
Undervotes	56			29	27	0	0	0
Contest Totals	722			433	280	9	0	0

### Proposition 12 – State of Texas

Vote For 1

	TOTAL	VOTE %		Election Day	Early Voting	Ballots By Mail	Provisional	Limited Ballot
For	325	51.92%	<div><div></div></div>	193	126	6	0	0
Against	301	48.08%	<div><div></div></div>	185	114	2	0	0
Total Votes Cast	626	100.00%	<div><div></div></div>	378	240	8	0	0
Overvotes	0			0	0	0	0	0
Undervotes	96			55	40	1	0	0
Contest Totals	722			433	280	9	0	0

## PCT 125

### Proposition 13 – State of Texas

Vote For 1

	TOTAL	VOTE %		Election Day	Early Voting	Ballots By Mail	Provisional	Limited Ballot
For	238	34.24%	<div><div></div></div>	140	94	4	0	0
Against	457	65.76%	<div><div></div></div>	275	177	5	0	0
Total Votes Cast	695	100.00%	<div><div></div></div>	415	271	9	0	0
Overvotes	0			0	0	0	0	0
Undervotes	27			18	9	0	0	0
Contest Totals	722			433	280	9	0	0

### Proposition 14 – State of Texas

Vote For 1

	TOTAL	VOTE %		Election Day	Early Voting	Ballots By Mail	Provisional	Limited Ballot
For	577	82.66%	<div><div></div></div>	349	219	9	0	0
Against	121	17.34%	<div><div></div></div>	70	51	0	0	0
Total Votes Cast	698	100.00%	<div><div></div></div>	419	270	9	0	0
Overvotes	0			0	0	0	0	0
Undervotes	24			14	10	0	0	0
Contest Totals	722			433	280	9	0	0

### Proposition A – Collin County

Vote For 1

	TOTAL	VOTE %		Election Day	Early Voting	Ballots By Mail	Provisional	Limited Ballot
For	411	58.97%	<div><div></div></div>	242	162	7	0	0
Against	286	41.03%	<div><div></div></div>	175	109	2	0	0
Total Votes Cast	697	100.00%	<div><div></div></div>	417	271	9	0	0
Overvotes	0			0	0	0	0	0
Undervotes	25			16	9	0	0	0
Contest Totals	722			433	280	9	0	0

### Proposition B – Collin County

Vote For 1

	TOTAL	VOTE %		Election Day	Early Voting	Ballots By Mail	Provisional	Limited Ballot
For	465	66.52%	<div><div></div></div>	283	175	7	0	0
Against	234	33.48%	<div><div></div></div>	135	97	2	0	0
Total Votes Cast	699	100.00%	<div><div></div></div>	418	272	9	0	0
Overvotes	0			0	0	0	0	0
Undervotes	23			15	8	0	0	0
Contest Totals	722			433	280	9	0	0

## PCT 125

### Proposition C – Collin County

Vote For 1

	TOTAL	VOTE %		Election Day	Early Voting	Ballots By Mail	Provision al	Limited Ballot
For	435	62.86%	<div><div></div></div>	270	157	8	0	0
Against	257	37.14%	<div><div></div></div>	145	111	1	0	0
Total Votes Cast	692	100.00%	<div><div></div></div>	415	268	9	0	0
Overvotes	0			0	0	0	0	0
Undervotes	30			18	12	0	0	0
Contest Totals	722			433	280	9	0	0

### Proposition D – Collin County

Vote For 1

	TOTAL	VOTE %		Election Day	Early Voting	Ballots By Mail	Provision al	Limited Ballot
For	490	70.40%	<div><div></div></div>	304	178	8	0	0
Against	206	29.60%	<div><div></div></div>	114	91	1	0	0
Total Votes Cast	696	100.00%	<div><div></div></div>	418	269	9	0	0
Overvotes	0			0	0	0	0	0
Undervotes	26			15	11	0	0	0
Contest Totals	722			433	280	9	0	0

### Proposition E – Collin County

Vote For 1

	TOTAL	VOTE %		Election Day	Early Voting	Ballots By Mail	Provision al	Limited Ballot
For	555	78.72%	<div><div></div></div>	323	223	9	0	0
Against	150	21.28%	<div><div></div></div>	96	54	0	0	0
Total Votes Cast	705	100.00%	<div><div></div></div>	419	277	9	0	0
Overvotes	0			0	0	0	0	0
Undervotes	17			14	3	0	0	0
Contest Totals	722			433	280	9	0	0

## PCT 126

### Proposition 1 – State of Texas

Vote For 1

	TOTAL	VOTE %		Election Day	Early Voting	Ballots By Mail	Provision al	Limited Ballot
For	384	70.98%	<div><div></div></div>	183	191	10	0	0
Against	157	29.02%	<div><div></div></div>	70	84	3	0	0
Total Votes Cast	541	100.00%	<div><div></div></div>	253	275	13	0	0
Overvotes	0			0	0	0	0	0
Undervotes	8			3	4	1	0	0
Contest Totals	549			256	279	14	0	0

### Proposition 2 – State of Texas

Vote For 1

	TOTAL	VOTE %		Election Day	Early Voting	Ballots By Mail	Provision al	Limited Ballot
For	340	63.55%	<div><div></div></div>	160	170	10	0	0
Against	195	36.45%	<div><div></div></div>	90	102	3	0	0
Total Votes Cast	535	100.00%	<div><div></div></div>	250	272	13	0	0
Overvotes	0			0	0	0	0	0
Undervotes	14			6	7	1	0	0
Contest Totals	549			256	279	14	0	0

### Proposition 3 – State of Texas

Vote For 1

	TOTAL	VOTE %		Election Day	Early Voting	Ballots By Mail	Provision al	Limited Ballot
For	314	58.58%	<div><div></div></div>	145	160	9	0	0
Against	222	41.42%	<div><div></div></div>	105	113	4	0	0
Total Votes Cast	536	100.00%	<div><div></div></div>	250	273	13	0	0
Overvotes	0			0	0	0	0	0
Undervotes	13			6	6	1	0	0
Contest Totals	549			256	279	14	0	0

### Proposition 4 – State of Texas

Vote For 1

	TOTAL	VOTE %		Election Day	Early Voting	Ballots By Mail	Provision al	Limited Ballot
For	452	83.55%	<div><div></div></div>	204	236	12	0	0
Against	89	16.45%	<div><div></div></div>	50	37	2	0	0
Total Votes Cast	541	100.00%	<div><div></div></div>	254	273	14	0	0
Overvotes	0			0	0	0	0	0
Undervotes	8			2	6	0	0	0
Contest Totals	549			256	279	14	0	0

## PCT 126

### Proposition 5 – State of Texas

Vote For 1

	TOTAL	VOTE %		Election Day	Early Voting	Ballots By Mail	Provisional	Limited Ballot
For	362	68.30%	<div><div></div></div>	172	178	12	0	0
Against	168	31.70%	<div><div></div></div>	75	91	2	0	0
Total Votes Cast	530	100.00%	<div><div></div></div>	247	269	14	0	0
Overvotes	0			0	0	0	0	0
Undervotes	19			9	10	0	0	0
Contest Totals	549			256	279	14	0	0

### Proposition 6 – State of Texas

Vote For 1

	TOTAL	VOTE %		Election Day	Early Voting	Ballots By Mail	Provisional	Limited Ballot
For	433	80.78%	<div><div></div></div>	193	228	12	0	0
Against	103	19.22%	<div><div></div></div>	56	45	2	0	0
Total Votes Cast	536	100.00%	<div><div></div></div>	249	273	14	0	0
Overvotes	0			0	0	0	0	0
Undervotes	13			7	6	0	0	0
Contest Totals	549			256	279	14	0	0

### Proposition 7 – State of Texas

Vote For 1

	TOTAL	VOTE %		Election Day	Early Voting	Ballots By Mail	Provisional	Limited Ballot
For	323	60.37%	<div><div></div></div>	155	160	8	0	0
Against	212	39.63%	<div><div></div></div>	94	113	5	0	0
Total Votes Cast	535	100.00%	<div><div></div></div>	249	273	13	0	0
Overvotes	0			0	0	0	0	0
Undervotes	14			7	6	1	0	0
Contest Totals	549			256	279	14	0	0

### Proposition 8 – State of Texas

Vote For 1

	TOTAL	VOTE %		Election Day	Early Voting	Ballots By Mail	Provisional	Limited Ballot
For	387	72.47%	<div><div></div></div>	187	189	11	0	0
Against	147	27.53%	<div><div></div></div>	62	82	3	0	0
Total Votes Cast	534	100.00%	<div><div></div></div>	249	271	14	0	0
Overvotes	0			0	0	0	0	0
Undervotes	15			7	8	0	0	0
Contest Totals	549			256	279	14	0	0



## PCT 126

### Proposition 9 – State of Texas

Vote For 1

	TOTAL	VOTE %		Election Day	Early Voting	Ballots By Mail	Provisional	Limited Ballot
For	471	86.74%	<div><div></div></div>	218	240	13	0	0
Against	72	13.26%	<div><div></div></div>	34	37	1	0	0
Total Votes Cast	543	100.00%	<div><div></div></div>	252	277	14	0	0
Overvotes	0			0	0	0	0	0
Undervotes	6			4	2	0	0	0
Contest Totals	549			256	279	14	0	0

### Proposition 10 – State of Texas

Vote For 1

	TOTAL	VOTE %		Election Day	Early Voting	Ballots By Mail	Provisional	Limited Ballot
For	248	46.79%	<div><div></div></div>	100	140	8	0	0
Against	282	53.21%	<div><div></div></div>	146	131	5	0	0
Total Votes Cast	530	100.00%	<div><div></div></div>	246	271	13	0	0
Overvotes	0			0	0	0	0	0
Undervotes	19			10	8	1	0	0
Contest Totals	549			256	279	14	0	0

### Proposition 11 – State of Texas

Vote For 1

	TOTAL	VOTE %		Election Day	Early Voting	Ballots By Mail	Provisional	Limited Ballot
For	360	69.36%	<div><div></div></div>	162	189	9	0	0
Against	159	30.64%	<div><div></div></div>	79	76	4	0	0
Total Votes Cast	519	100.00%	<div><div></div></div>	241	265	13	0	0
Overvotes	0			0	0	0	0	0
Undervotes	30			15	14	1	0	0
Contest Totals	549			256	279	14	0	0

### Proposition 12 – State of Texas

Vote For 1

	TOTAL	VOTE %		Election Day	Early Voting	Ballots By Mail	Provisional	Limited Ballot
For	241	49.79%	<div><div></div></div>	105	131	5	0	0
Against	243	50.21%	<div><div></div></div>	124	115	4	0	0
Total Votes Cast	484	100.00%	<div><div></div></div>	229	246	9	0	0
Overvotes	0			0	0	0	0	0
Undervotes	65			27	33	5	0	0
Contest Totals	549			256	279	14	0	0

## PCT 126

### Proposition 13 – State of Texas

Vote For 1

	TOTAL	VOTE %		Election Day	Early Voting	Ballots By Mail	Provisional	Limited Ballot
For	179	33.46%	<div><div></div></div>	64	108	7	0	0
Against	356	66.54%	<div><div></div></div>	184	166	6	0	0
Total Votes Cast	535	100.00%	<div><div></div></div>	248	274	13	0	0
Overvotes	0			0	0	0	0	0
Undervotes	14			8	5	1	0	0
Contest Totals	549			256	279	14	0	0

### Proposition 14 – State of Texas

Vote For 1

	TOTAL	VOTE %		Election Day	Early Voting	Ballots By Mail	Provisional	Limited Ballot
For	439	82.06%	<div><div></div></div>	205	222	12	0	0
Against	96	17.94%	<div><div></div></div>	44	50	2	0	0
Total Votes Cast	535	100.00%	<div><div></div></div>	249	272	14	0	0
Overvotes	0			0	0	0	0	0
Undervotes	14			7	7	0	0	0
Contest Totals	549			256	279	14	0	0

### Proposition A – Collin County

Vote For 1

	TOTAL	VOTE %		Election Day	Early Voting	Ballots By Mail	Provisional	Limited Ballot
For	261	48.60%	<div><div></div></div>	104	147	10	0	0
Against	276	51.40%	<div><div></div></div>	146	127	3	0	0
Total Votes Cast	537	100.00%	<div><div></div></div>	250	274	13	0	0
Overvotes	0			0	0	0	0	0
Undervotes	12			6	5	1	0	0
Contest Totals	549			256	279	14	0	0

### Proposition B – Collin County

Vote For 1

	TOTAL	VOTE %		Election Day	Early Voting	Ballots By Mail	Provisional	Limited Ballot
For	365	68.10%	<div><div></div></div>	172	183	10	0	0
Against	171	31.90%	<div><div></div></div>	79	89	3	0	0
Total Votes Cast	536	100.00%	<div><div></div></div>	251	272	13	0	0
Overvotes	0			0	0	0	0	0
Undervotes	13			5	7	1	0	0
Contest Totals	549			256	279	14	0	0

## PCT 126

### Proposition C – Collin County

Vote For 1

	TOTAL	VOTE %		Election Day	Early Voting	Ballots By Mail	Provisional	Limited Ballot
For	290	54.72%	<div><div></div></div>	129	154	7	0	0
Against	240	45.28%	<div><div></div></div>	119	115	6	0	0
Total Votes Cast	530	100.00%	<div><div></div></div>	248	269	13	0	0
Overvotes	0			0	0	0	0	0
Undervotes	19			8	10	1	0	0
Contest Totals	549			256	279	14	0	0

### Proposition D – Collin County

Vote For 1

	TOTAL	VOTE %		Election Day	Early Voting	Ballots By Mail	Provisional	Limited Ballot
For	365	69.00%	<div><div></div></div>	175	180	10	0	0
Against	164	31.00%	<div><div></div></div>	73	88	3	0	0
Total Votes Cast	529	100.00%	<div><div></div></div>	248	268	13	0	0
Overvotes	0			0	0	0	0	0
Undervotes	20			8	11	1	0	0
Contest Totals	549			256	279	14	0	0

### Proposition E – Collin County

Vote For 1

	TOTAL	VOTE %		Election Day	Early Voting	Ballots By Mail	Provisional	Limited Ballot
For	390	72.90%	<div><div></div></div>	184	197	9	0	0
Against	145	27.10%	<div><div></div></div>	67	74	4	0	0
Total Votes Cast	535	100.00%	<div><div></div></div>	251	271	13	0	0
Overvotes	0			0	0	0	0	0
Undervotes	14			5	8	1	0	0
Contest Totals	549			256	279	14	0	0

## PCT 127

### Proposition 1 – State of Texas

Vote For 1

	TOTAL	VOTE %		Election Day	Early Voting	Ballots By Mail	Provision al	Limited Ballot
For	254	66.49%	<div><div></div></div>	125	125	4	0	0
Against	128	33.51%	<div><div></div></div>	69	54	5	0	0
Total Votes Cast	382	100.00%	<div><div></div></div>	194	179	9	0	0
Overvotes	0			0	0	0	0	0
Undervotes	14			7	6	1	0	0
Contest Totals	396			201	185	10	0	0

### Proposition 2 – State of Texas

Vote For 1

	TOTAL	VOTE %		Election Day	Early Voting	Ballots By Mail	Provision al	Limited Ballot
For	243	63.95%	<div><div></div></div>	117	121	5	0	0
Against	137	36.05%	<div><div></div></div>	77	56	4	0	0
Total Votes Cast	380	100.00%	<div><div></div></div>	194	177	9	0	0
Overvotes	0			0	0	0	0	0
Undervotes	16			7	8	1	0	0
Contest Totals	396			201	185	10	0	0

### Proposition 3 – State of Texas

Vote For 1

	TOTAL	VOTE %		Election Day	Early Voting	Ballots By Mail	Provision al	Limited Ballot
For	233	60.84%	<div><div></div></div>	124	106	3	0	0
Against	150	39.16%	<div><div></div></div>	72	72	6	0	0
Total Votes Cast	383	100.00%	<div><div></div></div>	196	178	9	0	0
Overvotes	0			0	0	0	0	0
Undervotes	13			5	7	1	0	0
Contest Totals	396			201	185	10	0	0

### Proposition 4 – State of Texas

Vote For 1

	TOTAL	VOTE %		Election Day	Early Voting	Ballots By Mail	Provision al	Limited Ballot
For	311	80.99%	<div><div></div></div>	166	140	5	0	0
Against	73	19.01%	<div><div></div></div>	32	37	4	0	0
Total Votes Cast	384	100.00%	<div><div></div></div>	198	177	9	0	0
Overvotes	0			0	0	0	0	0
Undervotes	12			3	8	1	0	0
Contest Totals	396			201	185	10	0	0

## PCT 127

### Proposition 5 – State of Texas

Vote For 1

	TOTAL	VOTE %		Election Day	Early Voting	Ballots By Mail	Provisional	Limited Ballot
For	242	63.85%	<div><div></div></div>	117	119	6	0	0
Against	137	36.15%	<div><div></div></div>	76	58	3	0	0
Total Votes Cast	379	100.00%	<div><div></div></div>	193	177	9	0	0
Overvotes	0			0	0	0	0	0
Undervotes	17			8	8	1	0	0
Contest Totals	396			201	185	10	0	0

### Proposition 6 – State of Texas

Vote For 1

	TOTAL	VOTE %		Election Day	Early Voting	Ballots By Mail	Provisional	Limited Ballot
For	296	77.28%	<div><div></div></div>	150	140	6	0	0
Against	87	22.72%	<div><div></div></div>	45	39	3	0	0
Total Votes Cast	383	100.00%	<div><div></div></div>	195	179	9	0	0
Overvotes	0			0	0	0	0	0
Undervotes	13			6	6	1	0	0
Contest Totals	396			201	185	10	0	0

### Proposition 7 – State of Texas

Vote For 1

	TOTAL	VOTE %		Election Day	Early Voting	Ballots By Mail	Provisional	Limited Ballot
For	222	59.36%	<div><div></div></div>	114	102	6	0	0
Against	152	40.64%	<div><div></div></div>	79	70	3	0	0
Total Votes Cast	374	100.00%	<div><div></div></div>	193	172	9	0	0
Overvotes	0			0	0	0	0	0
Undervotes	22			8	13	1	0	0
Contest Totals	396			201	185	10	0	0

### Proposition 8 – State of Texas

Vote For 1

	TOTAL	VOTE %		Election Day	Early Voting	Ballots By Mail	Provisional	Limited Ballot
For	280	73.30%	<div><div></div></div>	146	126	8	0	0
Against	102	26.70%	<div><div></div></div>	50	50	2	0	0
Total Votes Cast	382	100.00%	<div><div></div></div>	196	176	10	0	0
Overvotes	0			0	0	0	0	0
Undervotes	14			5	9	0	0	0
Contest Totals	396			201	185	10	0	0

## PCT 127

### Proposition 9 – State of Texas

Vote For 1

	TOTAL	VOTE %		Election Day	Early Voting	Ballots By Mail	Provisional	Limited Ballot
For	331	84.87%	<div><div></div></div>	167	156	8	0	0
Against	59	15.13%	<div><div></div></div>	33	25	1	0	0
Total Votes Cast	390	100.00%	<div><div></div></div>	200	181	9	0	0
Overvotes	0			0	0	0	0	0
Undervotes	6			1	4	1	0	0
Contest Totals	396			201	185	10	0	0

### Proposition 10 – State of Texas

Vote For 1

	TOTAL	VOTE %		Election Day	Early Voting	Ballots By Mail	Provisional	Limited Ballot
For	175	46.30%	<div><div></div></div>	84	87	4	0	0
Against	203	53.70%	<div><div></div></div>	110	88	5	0	0
Total Votes Cast	378	100.00%	<div><div></div></div>	194	175	9	0	0
Overvotes	0			0	0	0	0	0
Undervotes	18			7	10	1	0	0
Contest Totals	396			201	185	10	0	0

### Proposition 11 – State of Texas

Vote For 1

	TOTAL	VOTE %		Election Day	Early Voting	Ballots By Mail	Provisional	Limited Ballot
For	228	64.41%	<div><div></div></div>	107	113	8	0	0
Against	126	35.59%	<div><div></div></div>	75	50	1	0	0
Total Votes Cast	354	100.00%	<div><div></div></div>	182	163	9	0	0
Overvotes	0			0	0	0	0	0
Undervotes	42			19	22	1	0	0
Contest Totals	396			201	185	10	0	0

### Proposition 12 – State of Texas

Vote For 1

	TOTAL	VOTE %		Election Day	Early Voting	Ballots By Mail	Provisional	Limited Ballot
For	161	48.20%	<div><div></div></div>	86	73	2	0	0
Against	173	51.80%	<div><div></div></div>	86	80	7	0	0
Total Votes Cast	334	100.00%	<div><div></div></div>	172	153	9	0	0
Overvotes	0			0	0	0	0	0
Undervotes	62			29	32	1	0	0
Contest Totals	396			201	185	10	0	0

## PCT 127

### Proposition 13 – State of Texas

Vote For 1

	TOTAL	VOTE %		Election Day	Early Voting	Ballots By Mail	Provisional	Limited Ballot
For	129	34.86%	<div><div></div></div>	68	60	1	0	0
Against	241	65.14%	<div><div></div></div>	120	113	8	0	0
Total Votes Cast	370	100.00%	<div><div></div></div>	188	173	9	0	0
Overvotes	0			0	0	0	0	0
Undervotes	26			13	12	1	0	0
Contest Totals	396			201	185	10	0	0

### Proposition 14 – State of Texas

Vote For 1

	TOTAL	VOTE %		Election Day	Early Voting	Ballots By Mail	Provisional	Limited Ballot
For	283	75.67%	<div><div></div></div>	132	147	4	0	0
Against	91	24.33%	<div><div></div></div>	59	27	5	0	0
Total Votes Cast	374	100.00%	<div><div></div></div>	191	174	9	0	0
Overvotes	0			0	0	0	0	0
Undervotes	22			10	11	1	0	0
Contest Totals	396			201	185	10	0	0

### Proposition A – Collin County

Vote For 1

	TOTAL	VOTE %		Election Day	Early Voting	Ballots By Mail	Provisional	Limited Ballot
For	186	50.41%	<div><div></div></div>	88	92	6	0	0
Against	183	49.59%	<div><div></div></div>	100	80	3	0	0
Total Votes Cast	369	100.00%	<div><div></div></div>	188	172	9	0	0
Overvotes	0			0	0	0	0	0
Undervotes	27			13	13	1	0	0
Contest Totals	396			201	185	10	0	0

### Proposition B – Collin County

Vote For 1

	TOTAL	VOTE %		Election Day	Early Voting	Ballots By Mail	Provisional	Limited Ballot
For	271	70.21%	<div><div></div></div>	129	135	7	0	0
Against	115	29.79%	<div><div></div></div>	68	44	3	0	0
Total Votes Cast	386	100.00%	<div><div></div></div>	197	179	10	0	0
Overvotes	0			0	0	0	0	0
Undervotes	10			4	6	0	0	0
Contest Totals	396			201	185	10	0	0

## PCT 127

### Proposition C – Collin County

Vote For 1

	TOTAL	VOTE %		Election Day	Early Voting	Ballots By Mail	Provisional	Limited Ballot
For	205	55.41%	<div><div></div></div>	97	103	5	0	0
Against	165	44.59%	<div><div></div></div>	91	69	5	0	0
Total Votes Cast	370	100.00%	<div><div></div></div>	188	172	10	0	0
Overvotes	0			0	0	0	0	0
Undervotes	26			13	13	0	0	0
Contest Totals	396			201	185	10	0	0

### Proposition D – Collin County

Vote For 1

	TOTAL	VOTE %		Election Day	Early Voting	Ballots By Mail	Provisional	Limited Ballot
For	226	59.95%	<div><div></div></div>	109	114	3	0	0
Against	151	40.05%	<div><div></div></div>	85	60	6	0	0
Total Votes Cast	377	100.00%	<div><div></div></div>	194	174	9	0	0
Overvotes	0			0	0	0	0	0
Undervotes	19			7	11	1	0	0
Contest Totals	396			201	185	10	0	0

### Proposition E – Collin County

Vote For 1

	TOTAL	VOTE %		Election Day	Early Voting	Ballots By Mail	Provisional	Limited Ballot
For	271	71.50%	<div><div></div></div>	129	134	8	0	0
Against	108	28.50%	<div><div></div></div>	65	41	2	0	0
Total Votes Cast	379	100.00%	<div><div></div></div>	194	175	10	0	0
Overvotes	0			0	0	0	0	0
Undervotes	17			7	10	0	0	0
Contest Totals	396			201	185	10	0	0



## PCT 128

### Proposition 1 – State of Texas

Vote For 1

	TOTAL	VOTE %		Election Day	Early Voting	Ballots By Mail	Provisional	Limited Ballot
For	524	80.74%	<div><div></div></div>	280	244	0	0	0
Against	125	19.26%	<div><div></div></div>	64	61	0	0	0
Total Votes Cast	649	100.00%	<div><div></div></div>	344	305	0	0	0
Overvotes	0			0	0	0	0	0
Undervotes	8			0	8	0	0	0
Contest Totals	657			344	313	0	0	0

### Proposition 2 – State of Texas

Vote For 1

	TOTAL	VOTE %		Election Day	Early Voting	Ballots By Mail	Provisional	Limited Ballot
For	317	50.56%	<div><div></div></div>	166	151	0	0	0
Against	310	49.44%	<div><div></div></div>	168	142	0	0	0
Total Votes Cast	627	100.00%	<div><div></div></div>	334	293	0	0	0
Overvotes	0			0	0	0	0	0
Undervotes	30			10	20	0	0	0
Contest Totals	657			344	313	0	0	0

### Proposition 3 – State of Texas

Vote For 1

	TOTAL	VOTE %		Election Day	Early Voting	Ballots By Mail	Provisional	Limited Ballot
For	499	78.34%	<div><div></div></div>	261	238	0	0	0
Against	138	21.66%	<div><div></div></div>	77	61	0	0	0
Total Votes Cast	637	100.00%	<div><div></div></div>	338	299	0	0	0
Overvotes	0			0	0	0	0	0
Undervotes	20			6	14	0	0	0
Contest Totals	657			344	313	0	0	0

### Proposition 4 – State of Texas

Vote For 1

	TOTAL	VOTE %		Election Day	Early Voting	Ballots By Mail	Provisional	Limited Ballot
For	558	87.32%	<div><div></div></div>	281	277	0	0	0
Against	81	12.68%	<div><div></div></div>	54	27	0	0	0
Total Votes Cast	639	100.00%	<div><div></div></div>	335	304	0	0	0
Overvotes	0			0	0	0	0	0
Undervotes	18			9	9	0	0	0
Contest Totals	657			344	313	0	0	0

## PCT 128

### Proposition 5 – State of Texas

Vote For 1

	TOTAL	VOTE %		Election Day	Early Voting	Ballots By Mail	Provision al	Limited Ballot
For	340	53.80%	<div><div></div></div>	179	161	0	0	0
Against	292	46.20%	<div><div></div></div>	157	135	0	0	0
Total Votes Cast	632	100.00%	<div><div></div></div>	336	296	0	0	0
Overvotes	0			0	0	0	0	0
Undervotes	25			8	17	0	0	0
Contest Totals	657			344	313	0	0	0

### Proposition 6 – State of Texas

Vote For 1

	TOTAL	VOTE %		Election Day	Early Voting	Ballots By Mail	Provision al	Limited Ballot
For	453	71.11%	<div><div></div></div>	237	216	0	0	0
Against	184	28.89%	<div><div></div></div>	101	83	0	0	0
Total Votes Cast	637	100.00%	<div><div></div></div>	338	299	0	0	0
Overvotes	0			0	0	0	0	0
Undervotes	20			6	14	0	0	0
Contest Totals	657			344	313	0	0	0

### Proposition 7 – State of Texas

Vote For 1

	TOTAL	VOTE %		Election Day	Early Voting	Ballots By Mail	Provision al	Limited Ballot
For	407	63.59%	<div><div></div></div>	210	197	0	0	0
Against	233	36.41%	<div><div></div></div>	131	102	0	0	0
Total Votes Cast	640	100.00%	<div><div></div></div>	341	299	0	0	0
Overvotes	0			0	0	0	0	0
Undervotes	17			3	14	0	0	0
Contest Totals	657			344	313	0	0	0

### Proposition 8 – State of Texas

Vote For 1

	TOTAL	VOTE %		Election Day	Early Voting	Ballots By Mail	Provision al	Limited Ballot
For	362	56.92%	<div><div></div></div>	184	178	0	0	0
Against	274	43.08%	<div><div></div></div>	155	119	0	0	0
Total Votes Cast	636	100.00%	<div><div></div></div>	339	297	0	0	0
Overvotes	0			0	0	0	0	0
Undervotes	21			5	16	0	0	0
Contest Totals	657			344	313	0	0	0

## PCT 128

### Proposition 9 – State of Texas

Vote For 1

	TOTAL	VOTE %		Election Day	Early Voting	Ballots By Mail	Provisional	Limited Ballot
For	480	74.53%	<div><div></div></div>	256	224	0	0	0
Against	164	25.47%	<div><div></div></div>	83	81	0	0	0
Total Votes Cast	644	100.00%	<div><div></div></div>	339	305	0	0	0
Overvotes	0			0	0	0	0	0
Undervotes	13			5	8	0	0	0
Contest Totals	657			344	313	0	0	0

### Proposition 10 – State of Texas

Vote For 1

	TOTAL	VOTE %		Election Day	Early Voting	Ballots By Mail	Provisional	Limited Ballot
For	286	45.83%	<div><div></div></div>	141	145	0	0	0
Against	338	54.17%	<div><div></div></div>	193	145	0	0	0
Total Votes Cast	624	100.00%	<div><div></div></div>	334	290	0	0	0
Overvotes	0			0	0	0	0	0
Undervotes	33			10	23	0	0	0
Contest Totals	657			344	313	0	0	0

### Proposition 11 – State of Texas

Vote For 1

	TOTAL	VOTE %		Election Day	Early Voting	Ballots By Mail	Provisional	Limited Ballot
For	308	52.38%	<div><div></div></div>	159	149	0	0	0
Against	280	47.62%	<div><div></div></div>	160	120	0	0	0
Total Votes Cast	588	100.00%	<div><div></div></div>	319	269	0	0	0
Overvotes	0			0	0	0	0	0
Undervotes	69			25	44	0	0	0
Contest Totals	657			344	313	0	0	0

### Proposition 12 – State of Texas

Vote For 1

	TOTAL	VOTE %		Election Day	Early Voting	Ballots By Mail	Provisional	Limited Ballot
For	325	58.04%	<div><div></div></div>	170	155	0	0	0
Against	235	41.96%	<div><div></div></div>	129	106	0	0	0
Total Votes Cast	560	100.00%	<div><div></div></div>	299	261	0	0	0
Overvotes	0			0	0	0	0	0
Undervotes	97			45	52	0	0	0
Contest Totals	657			344	313	0	0	0

## PCT 128

### Proposition 13 – State of Texas

Vote For 1

	TOTAL	VOTE %		Election Day	Early Voting	Ballots By Mail	Provision al	Limited Ballot
For	222	35.46%	<div><div></div></div>	113	109	0	0	0
Against	404	64.54%	<div><div></div></div>	220	184	0	0	0
Total Votes Cast	626	100.00%	<div><div></div></div>	333	293	0	0	0
Overvotes	0			0	0	0	0	0
Undervotes	31			11	20	0	0	0
Contest Totals	657			344	313	0	0	0

### Proposition 14 – State of Texas

Vote For 1

	TOTAL	VOTE %		Election Day	Early Voting	Ballots By Mail	Provision al	Limited Ballot
For	421	66.93%	<div><div></div></div>	216	205	0	0	0
Against	208	33.07%	<div><div></div></div>	118	90	0	0	0
Total Votes Cast	629	100.00%	<div><div></div></div>	334	295	0	0	0
Overvotes	0			0	0	0	0	0
Undervotes	28			10	18	0	0	0
Contest Totals	657			344	313	0	0	0

### Proposition A – Collin County

Vote For 1

	TOTAL	VOTE %		Election Day	Early Voting	Ballots By Mail	Provision al	Limited Ballot
For	279	44.29%	<div><div></div></div>	143	136	0	0	0
Against	351	55.71%	<div><div></div></div>	191	160	0	0	0
Total Votes Cast	630	100.00%	<div><div></div></div>	334	296	0	0	0
Overvotes	0			0	0	0	0	0
Undervotes	27			10	17	0	0	0
Contest Totals	657			344	313	0	0	0

### Proposition B – Collin County

Vote For 1

	TOTAL	VOTE %		Election Day	Early Voting	Ballots By Mail	Provision al	Limited Ballot
For	355	56.26%	<div><div></div></div>	196	159	0	0	0
Against	276	43.74%	<div><div></div></div>	139	137	0	0	0
Total Votes Cast	631	100.00%	<div><div></div></div>	335	296	0	0	0
Overvotes	0			0	0	0	0	0
Undervotes	26			9	17	0	0	0
Contest Totals	657			344	313	0	0	0

## PCT 128

### Proposition C – Collin County

Vote For 1

	TOTAL	VOTE %		Election Day	Early Voting	Ballots By Mail	Provisional	Limited Ballot
For	280	44.94%	<div><div></div></div>	146	134	0	0	0
Against	343	55.06%	<div><div></div></div>	184	159	0	0	0
Total Votes Cast	623	100.00%	<div><div></div></div>	330	293	0	0	0
Overvotes	0			0	0	0	0	0
Undervotes	34			14	20	0	0	0
Contest Totals	657			344	313	0	0	0

### Proposition D – Collin County

Vote For 1

	TOTAL	VOTE %		Election Day	Early Voting	Ballots By Mail	Provisional	Limited Ballot
For	338	53.23%	<div><div></div></div>	184	154	0	0	0
Against	297	46.77%	<div><div></div></div>	152	145	0	0	0
Total Votes Cast	635	100.00%	<div><div></div></div>	336	299	0	0	0
Overvotes	0			0	0	0	0	0
Undervotes	22			8	14	0	0	0
Contest Totals	657			344	313	0	0	0

### Proposition E – Collin County

Vote For 1

	TOTAL	VOTE %		Election Day	Early Voting	Ballots By Mail	Provisional	Limited Ballot
For	418	66.03%	<div><div></div></div>	223	195	0	0	0
Against	215	33.97%	<div><div></div></div>	113	102	0	0	0
Total Votes Cast	633	100.00%	<div><div></div></div>	336	297	0	0	0
Overvotes	0			0	0	0	0	0
Undervotes	24			8	16	0	0	0
Contest Totals	657			344	313	0	0	0

### For School Trustees – Princeton ISD

Vote For 2

	TOTAL	VOTE %		Election Day	Early Voting	Ballots By Mail	Provisional	Limited Ballot
Starla Sharpe	0			0	0	0	0	0
Chad Jones	0			0	0	0	0	0
Cyndi Darland	0			0	0	0	0	0
Melissa Ait Belaid	0			0	0	0	0	0
Total Votes Cast	0			0	0	0	0	0
Overvotes	0			0	0	0	0	0
Undervotes	0			0	0	0	0	0
Contest Totals	0			0	0	0	0	0

## PCT 129

### Proposition 1 – State of Texas

Vote For 1

	TOTAL	VOTE %		Election Day	Early Voting	Ballots By Mail	Provision al	Limited Ballot
For	387	76.33%	<div><div></div></div>	204	172	11	0	0
Against	120	23.67%	<div><div></div></div>	57	61	2	0	0
Total Votes Cast	507	100.00%	<div><div></div></div>	261	233	13	0	0
Overvotes	0			0	0	0	0	0
Undervotes	6			4	1	1	0	0
Contest Totals	513			265	234	14	0	0

### Proposition 2 – State of Texas

Vote For 1

	TOTAL	VOTE %		Election Day	Early Voting	Ballots By Mail	Provision al	Limited Ballot
For	298	59.96%	<div><div></div></div>	151	136	11	0	0
Against	199	40.04%	<div><div></div></div>	102	94	3	0	0
Total Votes Cast	497	100.00%	<div><div></div></div>	253	230	14	0	0
Overvotes	0			0	0	0	0	0
Undervotes	16			12	4	0	0	0
Contest Totals	513			265	234	14	0	0

### Proposition 3 – State of Texas

Vote For 1

	TOTAL	VOTE %		Election Day	Early Voting	Ballots By Mail	Provision al	Limited Ballot
For	362	73.13%	<div><div></div></div>	176	175	11	0	0
Against	133	26.87%	<div><div></div></div>	76	54	3	0	0
Total Votes Cast	495	100.00%	<div><div></div></div>	252	229	14	0	0
Overvotes	0			0	0	0	0	0
Undervotes	18			13	5	0	0	0
Contest Totals	513			265	234	14	0	0

### Proposition 4 – State of Texas

Vote For 1

	TOTAL	VOTE %		Election Day	Early Voting	Ballots By Mail	Provision al	Limited Ballot
For	431	85.69%	<div><div></div></div>	219	200	12	0	0
Against	72	14.31%	<div><div></div></div>	38	33	1	0	0
Total Votes Cast	503	100.00%	<div><div></div></div>	257	233	13	0	0
Overvotes	0			0	0	0	0	0
Undervotes	10			8	1	1	0	0
Contest Totals	513			265	234	14	0	0

## PCT 129

### Proposition 5 – State of Texas

Vote For 1

	TOTAL	VOTE %		Election Day	Early Voting	Ballots By Mail	Provision al	Limited Ballot
For	329	66.20%	<div><div></div></div>	158	164	7	0	0
Against	168	33.80%	<div><div></div></div>	96	66	6	0	0
Total Votes Cast	497	100.00%	<div><div></div></div>	254	230	13	0	0
Overvotes	0			0	0	0	0	0
Undervotes	16			11	4	1	0	0
Contest Totals	513			265	234	14	0	0

### Proposition 6 – State of Texas

Vote For 1

	TOTAL	VOTE %		Election Day	Early Voting	Ballots By Mail	Provision al	Limited Ballot
For	393	78.29%	<div><div></div></div>	200	179	14	0	0
Against	109	21.71%	<div><div></div></div>	58	51	0	0	0
Total Votes Cast	502	100.00%	<div><div></div></div>	258	230	14	0	0
Overvotes	0			0	0	0	0	0
Undervotes	11			7	4	0	0	0
Contest Totals	513			265	234	14	0	0

### Proposition 7 – State of Texas

Vote For 1

	TOTAL	VOTE %		Election Day	Early Voting	Ballots By Mail	Provision al	Limited Ballot
For	326	64.94%	<div><div></div></div>	171	141	14	0	0
Against	176	35.06%	<div><div></div></div>	85	91	0	0	0
Total Votes Cast	502	100.00%	<div><div></div></div>	256	232	14	0	0
Overvotes	0			0	0	0	0	0
Undervotes	11			9	2	0	0	0
Contest Totals	513			265	234	14	0	0

### Proposition 8 – State of Texas

Vote For 1

	TOTAL	VOTE %		Election Day	Early Voting	Ballots By Mail	Provision al	Limited Ballot
For	351	70.48%	<div><div></div></div>	177	164	10	0	0
Against	147	29.52%	<div><div></div></div>	76	67	4	0	0
Total Votes Cast	498	100.00%	<div><div></div></div>	253	231	14	0	0
Overvotes	0			0	0	0	0	0
Undervotes	15			12	3	0	0	0
Contest Totals	513			265	234	14	0	0

## PCT 129

### Proposition 9 – State of Texas

Vote For 1

	TOTAL	VOTE %		Election Day	Early Voting	Ballots By Mail	Provisional	Limited Ballot
For	404	79.53%	<div><div></div></div>	198	194	12	0	0
Against	104	20.47%	<div><div></div></div>	64	39	1	0	0
Total Votes Cast	508	100.00%	<div><div></div></div>	262	233	13	0	0
Overvotes	0			0	0	0	0	0
Undervotes	5			3	1	1	0	0
Contest Totals	513			265	234	14	0	0

### Proposition 10 – State of Texas

Vote For 1

	TOTAL	VOTE %		Election Day	Early Voting	Ballots By Mail	Provisional	Limited Ballot
For	238	48.37%	<div><div></div></div>	116	112	10	0	0
Against	254	51.63%	<div><div></div></div>	133	119	2	0	0
Total Votes Cast	492	100.00%	<div><div></div></div>	249	231	12	0	0
Overvotes	0			0	0	0	0	0
Undervotes	21			16	3	2	0	0
Contest Totals	513			265	234	14	0	0

### Proposition 11 – State of Texas

Vote For 1

	TOTAL	VOTE %		Election Day	Early Voting	Ballots By Mail	Provisional	Limited Ballot
For	313	66.45%	<div><div></div></div>	156	148	9	0	0
Against	158	33.55%	<div><div></div></div>	82	72	4	0	0
Total Votes Cast	471	100.00%	<div><div></div></div>	238	220	13	0	0
Overvotes	0			0	0	0	0	0
Undervotes	42			27	14	1	0	0
Contest Totals	513			265	234	14	0	0

### Proposition 12 – State of Texas

Vote For 1

	TOTAL	VOTE %		Election Day	Early Voting	Ballots By Mail	Provisional	Limited Ballot
For	243	53.52%	<div><div></div></div>	117	117	9	0	0
Against	211	46.48%	<div><div></div></div>	114	94	3	0	0
Total Votes Cast	454	100.00%	<div><div></div></div>	231	211	12	0	0
Overvotes	0			0	0	0	0	0
Undervotes	59			34	23	2	0	0
Contest Totals	513			265	234	14	0	0



## PCT 129

### Proposition 13 – State of Texas

Vote For 1

	TOTAL	VOTE %		Election Day	Early Voting	Ballots By Mail	Provisional	Limited Ballot
For	195	39.16%	<div><div></div></div>	91	99	5	0	0
Against	303	60.84%	<div><div></div></div>	162	132	9	0	0
Total Votes Cast	498	100.00%	<div><div></div></div>	253	231	14	0	0
Overvotes	0			0	0	0	0	0
Undervotes	15			12	3	0	0	0
Contest Totals	513			265	234	14	0	0

### Proposition 14 – State of Texas

Vote For 1

	TOTAL	VOTE %		Election Day	Early Voting	Ballots By Mail	Provisional	Limited Ballot
For	379	76.72%	<div><div></div></div>	195	175	9	0	0
Against	115	23.28%	<div><div></div></div>	55	56	4	0	0
Total Votes Cast	494	100.00%	<div><div></div></div>	250	231	13	0	0
Overvotes	0			0	0	0	0	0
Undervotes	19			15	3	1	0	0
Contest Totals	513			265	234	14	0	0

### Proposition A – Collin County

Vote For 1

	TOTAL	VOTE %		Election Day	Early Voting	Ballots By Mail	Provisional	Limited Ballot
For	262	53.47%	<div><div></div></div>	126	128	8	0	0
Against	228	46.53%	<div><div></div></div>	126	98	4	0	0
Total Votes Cast	490	100.00%	<div><div></div></div>	252	226	12	0	0
Overvotes	0			0	0	0	0	0
Undervotes	23			13	8	2	0	0
Contest Totals	513			265	234	14	0	0

### Proposition B – Collin County

Vote For 1

	TOTAL	VOTE %		Election Day	Early Voting	Ballots By Mail	Provisional	Limited Ballot
For	347	69.82%	<div><div></div></div>	179	158	10	0	0
Against	150	30.18%	<div><div></div></div>	78	69	3	0	0
Total Votes Cast	497	100.00%	<div><div></div></div>	257	227	13	0	0
Overvotes	0			0	0	0	0	0
Undervotes	16			8	7	1	0	0
Contest Totals	513			265	234	14	0	0

## PCT 129

### Proposition C – Collin County

Vote For 1

	TOTAL	VOTE %		Election Day	Early Voting	Ballots By Mail	Provision al	Limited Ballot
For	272	55.62%	<div><div></div></div>	133	130	9	0	0
Against	217	44.38%	<div><div></div></div>	118	96	3	0	0
Total Votes Cast	489	100.00%	<div><div></div></div>	251	226	12	0	0
Overvotes	0			0	0	0	0	0
Undervotes	24			14	8	2	0	0
Contest Totals	513			265	234	14	0	0

### Proposition D – Collin County

Vote For 1

	TOTAL	VOTE %		Election Day	Early Voting	Ballots By Mail	Provision al	Limited Ballot
For	304	62.17%	<div><div></div></div>	144	151	9	0	0
Against	185	37.83%	<div><div></div></div>	108	74	3	0	0
Total Votes Cast	489	100.00%	<div><div></div></div>	252	225	12	0	0
Overvotes	0			0	0	0	0	0
Undervotes	24			13	9	2	0	0
Contest Totals	513			265	234	14	0	0

### Proposition E – Collin County

Vote For 1

	TOTAL	VOTE %		Election Day	Early Voting	Ballots By Mail	Provision al	Limited Ballot
For	355	71.14%	<div><div></div></div>	172	174	9	0	0
Against	144	28.86%	<div><div></div></div>	84	57	3	0	0
Total Votes Cast	499	100.00%	<div><div></div></div>	256	231	12	0	0
Overvotes	0			0	0	0	0	0
Undervotes	14			9	3	2	0	0
Contest Totals	513			265	234	14	0	0

## PCT 130

### Proposition 1 – State of Texas

Vote For 1

	TOTAL	VOTE %		Election Day	Early Voting	Ballots By Mail	Provision al	Limited Ballot
For	336	63.28%	<div><div></div></div>	170	160	6	0	0
Against	195	36.72%	<div><div></div></div>	98	94	3	0	0
Total Votes Cast	531	100.00%	<div><div></div></div>	268	254	9	0	0
Overvotes	0			0	0	0	0	0
Undervotes	14			6	8	0	0	0
Contest Totals	545			274	262	9	0	0

### Proposition 2 – State of Texas

Vote For 1

	TOTAL	VOTE %		Election Day	Early Voting	Ballots By Mail	Provision al	Limited Ballot
For	327	62.17%	<div><div></div></div>	158	163	6	0	0
Against	199	37.83%	<div><div></div></div>	109	87	3	0	0
Total Votes Cast	526	100.00%	<div><div></div></div>	267	250	9	0	0
Overvotes	0			0	0	0	0	0
Undervotes	19			7	12	0	0	0
Contest Totals	545			274	262	9	0	0

### Proposition 3 – State of Texas

Vote For 1

	TOTAL	VOTE %		Election Day	Early Voting	Ballots By Mail	Provision al	Limited Ballot
For	328	62.84%	<div><div></div></div>	167	155	6	0	0
Against	194	37.16%	<div><div></div></div>	95	96	3	0	0
Total Votes Cast	522	100.00%	<div><div></div></div>	262	251	9	0	0
Overvotes	0			0	0	0	0	0
Undervotes	23			12	11	0	0	0
Contest Totals	545			274	262	9	0	0

### Proposition 4 – State of Texas

Vote For 1

	TOTAL	VOTE %		Election Day	Early Voting	Ballots By Mail	Provision al	Limited Ballot
For	420	80.00%	<div><div></div></div>	213	198	9	0	0
Against	105	20.00%	<div><div></div></div>	52	53	0	0	0
Total Votes Cast	525	100.00%	<div><div></div></div>	265	251	9	0	0
Overvotes	0			0	0	0	0	0
Undervotes	20			9	11	0	0	0
Contest Totals	545			274	262	9	0	0

## PCT 130

### Proposition 5 – State of Texas

Vote For 1

	TOTAL	VOTE %		Election Day	Early Voting	Ballots By Mail	Provisional	Limited Ballot
For	352	66.92%	<div><div></div></div>	168	176	8	0	0
Against	174	33.08%	<div><div></div></div>	98	75	1	0	0
Total Votes Cast	526	100.00%	<div><div></div></div>	266	251	9	0	0
Overvotes	0			0	0	0	0	0
Undervotes	19			8	11	0	0	0
Contest Totals	545			274	262	9	0	0

### Proposition 6 – State of Texas

Vote For 1

	TOTAL	VOTE %		Election Day	Early Voting	Ballots By Mail	Provisional	Limited Ballot
For	422	79.32%	<div><div></div></div>	202	214	6	0	0
Against	110	20.68%	<div><div></div></div>	65	42	3	0	0
Total Votes Cast	532	100.00%	<div><div></div></div>	267	256	9	0	0
Overvotes	0			0	0	0	0	0
Undervotes	13			7	6	0	0	0
Contest Totals	545			274	262	9	0	0

### Proposition 7 – State of Texas

Vote For 1

	TOTAL	VOTE %		Election Day	Early Voting	Ballots By Mail	Provisional	Limited Ballot
For	307	58.03%	<div><div></div></div>	164	137	6	0	0
Against	222	41.97%	<div><div></div></div>	104	116	2	0	0
Total Votes Cast	529	100.00%	<div><div></div></div>	268	253	8	0	0
Overvotes	0			0	0	0	0	0
Undervotes	16			6	9	1	0	0
Contest Totals	545			274	262	9	0	0

### Proposition 8 – State of Texas

Vote For 1

	TOTAL	VOTE %		Election Day	Early Voting	Ballots By Mail	Provisional	Limited Ballot
For	369	70.42%	<div><div></div></div>	174	190	5	0	0
Against	155	29.58%	<div><div></div></div>	89	62	4	0	0
Total Votes Cast	524	100.00%	<div><div></div></div>	263	252	9	0	0
Overvotes	0			0	0	0	0	0
Undervotes	21			11	10	0	0	0
Contest Totals	545			274	262	9	0	0

## PCT 130

### Proposition 9 – State of Texas

Vote For 1

	TOTAL	VOTE %		Election Day	Early Voting	Ballots By Mail	Provisional	Limited Ballot
For	447	84.34%	<div><div></div></div>	224	214	9	0	0
Against	83	15.66%	<div><div></div></div>	44	39	0	0	0
Total Votes Cast	530	100.00%	<div><div></div></div>	268	253	9	0	0
Overvotes	0			0	0	0	0	0
Undervotes	15			6	9	0	0	0
Contest Totals	545			274	262	9	0	0

### Proposition 10 – State of Texas

Vote For 1

	TOTAL	VOTE %		Election Day	Early Voting	Ballots By Mail	Provisional	Limited Ballot
For	240	46.07%	<div><div></div></div>	123	112	5	0	0
Against	281	53.93%	<div><div></div></div>	141	136	4	0	0
Total Votes Cast	521	100.00%	<div><div></div></div>	264	248	9	0	0
Overvotes	0			0	0	0	0	0
Undervotes	24			10	14	0	0	0
Contest Totals	545			274	262	9	0	0

### Proposition 11 – State of Texas

Vote For 1

	TOTAL	VOTE %		Election Day	Early Voting	Ballots By Mail	Provisional	Limited Ballot
For	328	65.34%	<div><div></div></div>	161	164	3	0	0
Against	174	34.66%	<div><div></div></div>	87	81	6	0	0
Total Votes Cast	502	100.00%	<div><div></div></div>	248	245	9	0	0
Overvotes	0			0	0	0	0	0
Undervotes	43			26	17	0	0	0
Contest Totals	545			274	262	9	0	0

### Proposition 12 – State of Texas

Vote For 1

	TOTAL	VOTE %		Election Day	Early Voting	Ballots By Mail	Provisional	Limited Ballot
For	209	44.09%	<div><div></div></div>	96	107	6	0	0
Against	265	55.91%	<div><div></div></div>	139	123	3	0	0
Total Votes Cast	474	100.00%	<div><div></div></div>	235	230	9	0	0
Overvotes	0			0	0	0	0	0
Undervotes	71			39	32	0	0	0
Contest Totals	545			274	262	9	0	0

## PCT 130

### Proposition 13 – State of Texas

Vote For 1

	TOTAL	VOTE %		Election Day	Early Voting	Ballots By Mail	Provisional	Limited Ballot
For	165	31.49%	<div><div></div></div>	71	89	5	0	0
Against	359	68.51%	<div><div></div></div>	193	162	4	0	0
Total Votes Cast	524	100.00%	<div><div></div></div>	264	251	9	0	0
Overvotes	0			0	0	0	0	0
Undervotes	21			10	11	0	0	0
Contest Totals	545			274	262	9	0	0

### Proposition 14 – State of Texas

Vote For 1

	TOTAL	VOTE %		Election Day	Early Voting	Ballots By Mail	Provisional	Limited Ballot
For	412	78.03%	<div><div></div></div>	200	206	6	0	0
Against	116	21.97%	<div><div></div></div>	66	47	3	0	0
Total Votes Cast	528	100.00%	<div><div></div></div>	266	253	9	0	0
Overvotes	0			0	0	0	0	0
Undervotes	17			8	9	0	0	0
Contest Totals	545			274	262	9	0	0

### Proposition A – Collin County

Vote For 1

	TOTAL	VOTE %		Election Day	Early Voting	Ballots By Mail	Provisional	Limited Ballot
For	276	52.37%	<div><div></div></div>	127	148	1	0	0
Against	251	47.63%	<div><div></div></div>	136	109	6	0	0
Total Votes Cast	527	100.00%	<div><div></div></div>	263	257	7	0	0
Overvotes	0			0	0	0	0	0
Undervotes	18			11	5	2	0	0
Contest Totals	545			274	262	9	0	0

### Proposition B – Collin County

Vote For 1

	TOTAL	VOTE %		Election Day	Early Voting	Ballots By Mail	Provisional	Limited Ballot
For	369	68.59%	<div><div></div></div>	184	180	5	0	0
Against	169	31.41%	<div><div></div></div>	88	78	3	0	0
Total Votes Cast	538	100.00%	<div><div></div></div>	272	258	8	0	0
Overvotes	0			0	0	0	0	0
Undervotes	7			2	4	1	0	0
Contest Totals	545			274	262	9	0	0

## PCT 130

### Proposition C – Collin County

Vote For 1

	TOTAL	VOTE %		Election Day	Early Voting	Ballots By Mail	Provisional	Limited Ballot
For	308	58.67%	<div><div></div></div>	143	163	2	0	0
Against	217	41.33%	<div><div></div></div>	118	93	6	0	0
Total Votes Cast	525	100.00%	<div><div></div></div>	261	256	8	0	0
Overvotes	0			0	0	0	0	0
Undervotes	20			13	6	1	0	0
Contest Totals	545			274	262	9	0	0

### Proposition D – Collin County

Vote For 1

	TOTAL	VOTE %		Election Day	Early Voting	Ballots By Mail	Provisional	Limited Ballot
For	363	68.49%	<div><div></div></div>	177	181	5	0	0
Against	167	31.51%	<div><div></div></div>	90	74	3	0	0
Total Votes Cast	530	100.00%	<div><div></div></div>	267	255	8	0	0
Overvotes	0			0	0	0	0	0
Undervotes	15			7	7	1	0	0
Contest Totals	545			274	262	9	0	0

### Proposition E – Collin County

Vote For 1

	TOTAL	VOTE %		Election Day	Early Voting	Ballots By Mail	Provisional	Limited Ballot
For	408	76.40%	<div><div></div></div>	201	200	7	0	0
Against	126	23.60%	<div><div></div></div>	68	57	1	0	0
Total Votes Cast	534	100.00%	<div><div></div></div>	269	257	8	0	0
Overvotes	0			0	0	0	0	0
Undervotes	11			5	5	1	0	0
Contest Totals	545			274	262	9	0	0

### Proposition A – City of Allen

Vote For 1

	TOTAL	VOTE %		Election Day	Early Voting	Ballots By Mail	Provisional	Limited Ballot
For	441	82.12%	<div><div></div></div>	218	215	8	0	0
Against	96	17.88%	<div><div></div></div>	52	43	1	0	0
Total Votes Cast	537	100.00%	<div><div></div></div>	270	258	9	0	0
Overvotes	0			0	0	0	0	0
Undervotes	8			4	4	0	0	0
Contest Totals	545			274	262	9	0	0

## PCT 130

### Proposition B – City of Allen

Vote For 1

	TOTAL	VOTE %		Election Day	Early Voting	Ballots By Mail	Provision al	Limited Ballot
For	299	56.74%	<div><div></div></div>	143	150	6	0	0
Against	228	43.26%	<div><div></div></div>	120	105	3	0	0
Total Votes Cast	527	100.00%	<div><div></div></div>	263	255	9	0	0
Overvotes	0			0	0	0	0	0
Undervotes	18			11	7	0	0	0
Contest Totals	545			274	262	9	0	0

### Proposition C – City of Allen

Vote For 1

	TOTAL	VOTE %		Election Day	Early Voting	Ballots By Mail	Provision al	Limited Ballot
For	276	52.27%	<div><div></div></div>	129	141	6	0	0
Against	252	47.73%	<div><div></div></div>	135	115	2	0	0
Total Votes Cast	528	100.00%	<div><div></div></div>	264	256	8	0	0
Overvotes	0			0	0	0	0	0
Undervotes	17			10	6	1	0	0
Contest Totals	545			274	262	9	0	0

### Proposition D – City of Allen

Vote For 1

	TOTAL	VOTE %		Election Day	Early Voting	Ballots By Mail	Provision al	Limited Ballot
For	356	67.68%	<div><div></div></div>	166	184	6	0	0
Against	170	32.32%	<div><div></div></div>	96	72	2	0	0
Total Votes Cast	526	100.00%	<div><div></div></div>	262	256	8	0	0
Overvotes	0			0	0	0	0	0
Undervotes	19			12	6	1	0	0
Contest Totals	545			274	262	9	0	0

### Proposition E – City of Allen

Vote For 1

	TOTAL	VOTE %		Election Day	Early Voting	Ballots By Mail	Provision al	Limited Ballot
For	345	64.85%	<div><div></div></div>	163	176	6	0	0
Against	187	35.15%	<div><div></div></div>	104	81	2	0	0
Total Votes Cast	532	100.00%	<div><div></div></div>	267	257	8	0	0
Overvotes	0			0	0	0	0	0
Undervotes	13			7	5	1	0	0
Contest Totals	545			274	262	9	0	0



## PCT 131

### Proposition 1 – State of Texas

Vote For 1

	TOTAL	VOTE %		Election Day	Early Voting	Ballots By Mail	Provision al	Limited Ballot
For	306	74.09%	<div><div></div></div>	158	142	6	0	0
Against	107	25.91%	<div><div></div></div>	50	54	3	0	0
Total Votes Cast	413	100.00%	<div><div></div></div>	208	196	9	0	0
Overvotes	0			0	0	0	0	0
Undervotes	9			7	2	0	0	0
Contest Totals	422			215	198	9	0	0

### Proposition 2 – State of Texas

Vote For 1

	TOTAL	VOTE %		Election Day	Early Voting	Ballots By Mail	Provision al	Limited Ballot
For	264	64.71%	<div><div></div></div>	131	126	7	0	0
Against	144	35.29%	<div><div></div></div>	74	68	2	0	0
Total Votes Cast	408	100.00%	<div><div></div></div>	205	194	9	0	0
Overvotes	0			0	0	0	0	0
Undervotes	14			10	4	0	0	0
Contest Totals	422			215	198	9	0	0

### Proposition 3 – State of Texas

Vote For 1

	TOTAL	VOTE %		Election Day	Early Voting	Ballots By Mail	Provision al	Limited Ballot
For	285	70.20%	<div><div></div></div>	147	129	9	0	0
Against	121	29.80%	<div><div></div></div>	60	61	0	0	0
Total Votes Cast	406	100.00%	<div><div></div></div>	207	190	9	0	0
Overvotes	0			0	0	0	0	0
Undervotes	16			8	8	0	0	0
Contest Totals	422			215	198	9	0	0

### Proposition 4 – State of Texas

Vote For 1

	TOTAL	VOTE %		Election Day	Early Voting	Ballots By Mail	Provision al	Limited Ballot
For	352	84.41%	<div><div></div></div>	182	162	8	0	0
Against	65	15.59%	<div><div></div></div>	30	34	1	0	0
Total Votes Cast	417	100.00%	<div><div></div></div>	212	196	9	0	0
Overvotes	0			0	0	0	0	0
Undervotes	5			3	2	0	0	0
Contest Totals	422			215	198	9	0	0

## PCT 131

### Proposition 5 – State of Texas

Vote For 1

	TOTAL	VOTE %		Election Day	Early Voting	Ballots By Mail	Provisional	Limited Ballot
For	256	62.75%	<div><div></div></div>	130	119	7	0	0
Against	152	37.25%	<div><div></div></div>	76	74	2	0	0
Total Votes Cast	408	100.00%	<div><div></div></div>	206	193	9	0	0
Overvotes	0			0	0	0	0	0
Undervotes	14			9	5	0	0	0
Contest Totals	422			215	198	9	0	0

### Proposition 6 – State of Texas

Vote For 1

	TOTAL	VOTE %		Election Day	Early Voting	Ballots By Mail	Provisional	Limited Ballot
For	320	77.11%	<div><div></div></div>	167	146	7	0	0
Against	95	22.89%	<div><div></div></div>	45	48	2	0	0
Total Votes Cast	415	100.00%	<div><div></div></div>	212	194	9	0	0
Overvotes	0			0	0	0	0	0
Undervotes	7			3	4	0	0	0
Contest Totals	422			215	198	9	0	0

### Proposition 7 – State of Texas

Vote For 1

	TOTAL	VOTE %		Election Day	Early Voting	Ballots By Mail	Provisional	Limited Ballot
For	257	62.23%	<div><div></div></div>	136	114	7	0	0
Against	156	37.77%	<div><div></div></div>	74	80	2	0	0
Total Votes Cast	413	100.00%	<div><div></div></div>	210	194	9	0	0
Overvotes	0			0	0	0	0	0
Undervotes	9			5	4	0	0	0
Contest Totals	422			215	198	9	0	0

### Proposition 8 – State of Texas

Vote For 1

	TOTAL	VOTE %		Election Day	Early Voting	Ballots By Mail	Provisional	Limited Ballot
For	275	67.07%	<div><div></div></div>	149	119	7	0	0
Against	135	32.93%	<div><div></div></div>	60	73	2	0	0
Total Votes Cast	410	100.00%	<div><div></div></div>	209	192	9	0	0
Overvotes	0			0	0	0	0	0
Undervotes	12			6	6	0	0	0
Contest Totals	422			215	198	9	0	0

## PCT 131

### Proposition 9 – State of Texas

Vote For 1

	TOTAL	VOTE %		Election Day	Early Voting	Ballots By Mail	Provisional	Limited Ballot
For	338	81.64%	<div><div></div></div>	174	155	9	0	0
Against	76	18.36%	<div><div></div></div>	37	39	0	0	0
Total Votes Cast	414	100.00%	<div><div></div></div>	211	194	9	0	0
Overvotes	0			0	0	0	0	0
Undervotes	8			4	4	0	0	0
Contest Totals	422			215	198	9	0	0

### Proposition 10 – State of Texas

Vote For 1

	TOTAL	VOTE %		Election Day	Early Voting	Ballots By Mail	Provisional	Limited Ballot
For	197	48.64%	<div><div></div></div>	104	86	7	0	0
Against	208	51.36%	<div><div></div></div>	101	105	2	0	0
Total Votes Cast	405	100.00%	<div><div></div></div>	205	191	9	0	0
Overvotes	0			0	0	0	0	0
Undervotes	17			10	7	0	0	0
Contest Totals	422			215	198	9	0	0

### Proposition 11 – State of Texas

Vote For 1

	TOTAL	VOTE %		Election Day	Early Voting	Ballots By Mail	Provisional	Limited Ballot
For	250	64.60%	<div><div></div></div>	124	121	5	0	0
Against	137	35.40%	<div><div></div></div>	71	62	4	0	0
Total Votes Cast	387	100.00%	<div><div></div></div>	195	183	9	0	0
Overvotes	0			0	0	0	0	0
Undervotes	35			20	15	0	0	0
Contest Totals	422			215	198	9	0	0

### Proposition 12 – State of Texas

Vote For 1

	TOTAL	VOTE %		Election Day	Early Voting	Ballots By Mail	Provisional	Limited Ballot
For	204	55.14%	<div><div></div></div>	92	106	6	0	0
Against	166	44.86%	<div><div></div></div>	94	69	3	0	0
Total Votes Cast	370	100.00%	<div><div></div></div>	186	175	9	0	0
Overvotes	0			0	0	0	0	0
Undervotes	52			29	23	0	0	0
Contest Totals	422			215	198	9	0	0

## PCT 131

### Proposition 13 – State of Texas

Vote For 1

	TOTAL	VOTE %		Election Day	Early Voting	Ballots By Mail	Provisional	Limited Ballot
For	153	37.41%	<div><div></div></div>	70	81	2	0	0
Against	256	62.59%	<div><div></div></div>	137	112	7	0	0
Total Votes Cast	409	100.00%	<div><div></div></div>	207	193	9	0	0
Overvotes	0			0	0	0	0	0
Undervotes	13			8	5	0	0	0
Contest Totals	422			215	198	9	0	0

### Proposition 14 – State of Texas

Vote For 1

	TOTAL	VOTE %		Election Day	Early Voting	Ballots By Mail	Provisional	Limited Ballot
For	295	72.48%	<div><div></div></div>	159	131	5	0	0
Against	112	27.52%	<div><div></div></div>	50	58	4	0	0
Total Votes Cast	407	100.00%	<div><div></div></div>	209	189	9	0	0
Overvotes	0			0	0	0	0	0
Undervotes	15			6	9	0	0	0
Contest Totals	422			215	198	9	0	0

### Proposition A – Collin County

Vote For 1

	TOTAL	VOTE %		Election Day	Early Voting	Ballots By Mail	Provisional	Limited Ballot
For	219	53.68%	<div><div></div></div>	106	110	3	0	0
Against	189	46.32%	<div><div></div></div>	100	83	6	0	0
Total Votes Cast	408	100.00%	<div><div></div></div>	206	193	9	0	0
Overvotes	0			0	0	0	0	0
Undervotes	14			9	5	0	0	0
Contest Totals	422			215	198	9	0	0

### Proposition B – Collin County

Vote For 1

	TOTAL	VOTE %		Election Day	Early Voting	Ballots By Mail	Provisional	Limited Ballot
For	264	64.71%	<div><div></div></div>	130	129	5	0	0
Against	144	35.29%	<div><div></div></div>	77	63	4	0	0
Total Votes Cast	408	100.00%	<div><div></div></div>	207	192	9	0	0
Overvotes	0			0	0	0	0	0
Undervotes	14			8	6	0	0	0
Contest Totals	422			215	198	9	0	0

## PCT 131

### Proposition C – Collin County

Vote For 1

	TOTAL	VOTE %		Election Day	Early Voting	Ballots By Mail	Provisional	Limited Ballot
For	229	57.11%	<div><div></div></div>	113	113	3	0	0
Against	172	42.89%	<div><div></div></div>	87	79	6	0	0
Total Votes Cast	401	100.00%	<div><div></div></div>	200	192	9	0	0
Overvotes	0			0	0	0	0	0
Undervotes	21			15	6	0	0	0
Contest Totals	422			215	198	9	0	0

### Proposition D – Collin County

Vote For 1

	TOTAL	VOTE %		Election Day	Early Voting	Ballots By Mail	Provisional	Limited Ballot
For	255	63.59%	<div><div></div></div>	134	117	4	0	0
Against	146	36.41%	<div><div></div></div>	69	72	5	0	0
Total Votes Cast	401	100.00%	<div><div></div></div>	203	189	9	0	0
Overvotes	0			0	0	0	0	0
Undervotes	21			12	9	0	0	0
Contest Totals	422			215	198	9	0	0

### Proposition E – Collin County

Vote For 1

	TOTAL	VOTE %		Election Day	Early Voting	Ballots By Mail	Provisional	Limited Ballot
For	304	74.33%	<div><div></div></div>	155	143	6	0	0
Against	105	25.67%	<div><div></div></div>	51	51	3	0	0
Total Votes Cast	409	100.00%	<div><div></div></div>	206	194	9	0	0
Overvotes	0			0	0	0	0	0
Undervotes	13			9	4	0	0	0
Contest Totals	422			215	198	9	0	0

## PCT 132

### Proposition 1 – State of Texas

Vote For 1

	TOTAL	VOTE %		Election Day	Early Voting	Ballots By Mail	Provisional	Limited Ballot
For	292	69.19%	<div><div></div></div>	173	116	3	0	0
Against	130	30.81%	<div><div></div></div>	89	41	0	0	0
Total Votes Cast	422	100.00%	<div><div></div></div>	262	157	3	0	0
Overvotes	0			0	0	0	0	0
Undervotes	11			8	2	1	0	0
Contest Totals	433			270	159	4	0	0

### Proposition 2 – State of Texas

Vote For 1

	TOTAL	VOTE %		Election Day	Early Voting	Ballots By Mail	Provisional	Limited Ballot
For	298	71.46%	<div><div></div></div>	179	116	3	0	0
Against	119	28.54%	<div><div></div></div>	80	39	0	0	0
Total Votes Cast	417	100.00%	<div><div></div></div>	259	155	3	0	0
Overvotes	0			0	0	0	0	0
Undervotes	16			11	4	1	0	0
Contest Totals	433			270	159	4	0	0

### Proposition 3 – State of Texas

Vote For 1

	TOTAL	VOTE %		Election Day	Early Voting	Ballots By Mail	Provisional	Limited Ballot
For	265	62.35%	<div><div></div></div>	154	108	3	0	0
Against	160	37.65%	<div><div></div></div>	110	50	0	0	0
Total Votes Cast	425	100.00%	<div><div></div></div>	264	158	3	0	0
Overvotes	0			0	0	0	0	0
Undervotes	8			6	1	1	0	0
Contest Totals	433			270	159	4	0	0

### Proposition 4 – State of Texas




Vote For 1

	TOTAL	VOTE %		Election Day	Early Voting	Ballots By Mail	Provisional	Limited Ballot
For	350	81.97%	<div><div></div></div>	211	136	3	0	0
Against	77	18.03%	<div><div></div></div>	54	23	0	0	0
Total Votes Cast	427	100.00%	<div><div></div></div>	265	159	3	0	0
Overvotes	0			0	0	0	0	0
Undervotes	6			5	0	1	0	0
Contest Totals	433			270	159	4	0	0

## PCT 132




### Proposition 5 – State of Texas

Vote For 1

	TOTAL	VOTE %		Election Day	Early Voting	Ballots By Mail	Provision al	Limited Ballot
For	316	75.06%		196	117	3	0	0
Against	105	24.94%		65	40	0	0	0
Total Votes Cast	421	100.00%		261	157	3	0	0
Overvotes	0			0	0	0	0	0
Undervotes	12			9	2	1	0	0
Contest Totals	433			270	159	4	0	0




### Proposition 6 – State of Texas

Vote For 1

	TOTAL	VOTE %		Election Day	Early Voting	Ballots By Mail	Provision al	Limited Ballot
For	361	85.54%		216	142	3	0	0
Against	61	14.46%		47	14	0	0	0
Total Votes Cast	422	100.00%		263	156	3	0	0
Overvotes	0			0	0	0	0	0
Undervotes	11			7	3	1	0	0
Contest Totals	433			270	159	4	0	0




### Proposition 7 – State of Texas

Vote For 1

	TOTAL	VOTE %		Election Day	Early Voting	Ballots By Mail	Provision al	Limited Ballot
For	275	64.71%		166	107	2	0	0
Against	150	35.29%		99	50	1	0	0
Total Votes Cast	425	100.00%		265	157	3	0	0
Overvotes	0			0	0	0	0	0
Undervotes	8			5	2	1	0	0
Contest Totals	433			270	159	4	0	0

### Proposition 8 – State of Texas

Vote For 1

	TOTAL	VOTE %		Election Day	Early Voting	Ballots By Mail	Provision al	Limited Ballot
For	345	81.95%		212	130	3	0	0
Against	76	18.05%		49	27	0	0	0
Total Votes Cast	421	100.00%		261	157	3	0	0
Overvotes	0			0	0	0	0	0
Undervotes	12			9	2	1	0	0
Contest Totals	433			270	159	4	0	0

## PCT 132

### Proposition 9 – State of Texas

Vote For 1

	TOTAL	VOTE %		Election Day	Early Voting	Ballots By Mail	Provisional	Limited Ballot
For	376	88.89%	<div><div></div></div>	232	141	3	0	0
Against	47	11.11%	<div><div></div></div>	30	17	0	0	0
Total Votes Cast	423	100.00%	<div><div></div></div>	262	158	3	0	0
Overvotes	0			0	0	0	0	0
Undervotes	10			8	1	1	0	0
Contest Totals	433			270	159	4	0	0

### Proposition 10 – State of Texas

Vote For 1

	TOTAL	VOTE %		Election Day	Early Voting	Ballots By Mail	Provisional	Limited Ballot
For	221	52.87%	<div><div></div></div>	135	83	3	0	0
Against	197	47.13%	<div><div></div></div>	124	73	0	0	0
Total Votes Cast	418	100.00%	<div><div></div></div>	259	156	3	0	0
Overvotes	0			0	0	0	0	0
Undervotes	15			11	3	1	0	0
Contest Totals	433			270	159	4	0	0

### Proposition 11 – State of Texas

Vote For 1

	TOTAL	VOTE %		Election Day	Early Voting	Ballots By Mail	Provisional	Limited Ballot
For	275	68.92%	<div><div></div></div>	170	101	4	0	0
Against	124	31.08%	<div><div></div></div>	78	46	0	0	0
Total Votes Cast	399	100.00%	<div><div></div></div>	248	147	4	0	0
Overvotes	0			0	0	0	0	0
Undervotes	34			22	12	0	0	0
Contest Totals	433			270	159	4	0	0

### Proposition 12 – State of Texas

Vote For 1

	TOTAL	VOTE %		Election Day	Early Voting	Ballots By Mail	Provisional	Limited Ballot
For	203	53.56%	<div><div></div></div>	112	88	3	0	0
Against	176	46.44%	<div><div></div></div>	122	53	1	0	0
Total Votes Cast	379	100.00%	<div><div></div></div>	234	141	4	0	0
Overvotes	0			0	0	0	0	0
Undervotes	54			36	18	0	0	0
Contest Totals	433			270	159	4	0	0



## PCT 132

### Proposition 13 – State of Texas

Vote For 1

	TOTAL	VOTE %		Election Day	Early Voting	Ballots By Mail	Provisional	Limited Ballot
For	152	36.36%	<div><div></div></div>	87	63	2	0	0
Against	266	63.64%	<div><div></div></div>	173	91	2	0	0
Total Votes Cast	418	100.00%	<div><div></div></div>	260	154	4	0	0
Overvotes	0			0	0	0	0	0
Undervotes	15			10	5	0	0	0
Contest Totals	433			270	159	4	0	0

### Proposition 14 – State of Texas

Vote For 1

	TOTAL	VOTE %		Election Day	Early Voting	Ballots By Mail	Provisional	Limited Ballot
For	349	83.10%	<div><div></div></div>	213	133	3	0	0
Against	71	16.90%	<div><div></div></div>	47	23	1	0	0
Total Votes Cast	420	100.00%	<div><div></div></div>	260	156	4	0	0
Overvotes	0			0	0	0	0	0
Undervotes	13			10	3	0	0	0
Contest Totals	433			270	159	4	0	0

### Proposition A – Collin County

Vote For 1

	TOTAL	VOTE %		Election Day	Early Voting	Ballots By Mail	Provisional	Limited Ballot
For	242	58.45%	<div><div></div></div>	133	105	4	0	0
Against	172	41.55%	<div><div></div></div>	123	49	0	0	0
Total Votes Cast	414	100.00%	<div><div></div></div>	256	154	4	0	0
Overvotes	0			0	0	0	0	0
Undervotes	19			14	5	0	0	0
Contest Totals	433			270	159	4	0	0

### Proposition B – Collin County

Vote For 1

	TOTAL	VOTE %		Election Day	Early Voting	Ballots By Mail	Provisional	Limited Ballot
For	303	72.66%	<div><div></div></div>	184	116	3	0	0
Against	114	27.34%	<div><div></div></div>	75	38	1	0	0
Total Votes Cast	417	100.00%	<div><div></div></div>	259	154	4	0	0
Overvotes	0			0	0	0	0	0
Undervotes	16			11	5	0	0	0
Contest Totals	433			270	159	4	0	0

## PCT 132

### Proposition C – Collin County

Vote For 1

	TOTAL	VOTE %		Election Day	Early Voting	Ballots By Mail	Provisional	Limited Ballot
For	265	64.48%	<div><div></div></div>	151	110	4	0	0
Against	146	35.52%	<div><div></div></div>	102	44	0	0	0
Total Votes Cast	411	100.00%	<div><div></div></div>	253	154	4	0	0
Overvotes	0			0	0	0	0	0
Undervotes	22			17	5	0	0	0
Contest Totals	433			270	159	4	0	0

### Proposition D – Collin County

Vote For 1

	TOTAL	VOTE %		Election Day	Early Voting	Ballots By Mail	Provisional	Limited Ballot
For	297	72.09%	<div><div></div></div>	176	117	4	0	0
Against	115	27.91%	<div><div></div></div>	79	36	0	0	0
Total Votes Cast	412	100.00%	<div><div></div></div>	255	153	4	0	0
Overvotes	0			0	0	0	0	0
Undervotes	21			15	6	0	0	0
Contest Totals	433			270	159	4	0	0

### Proposition E – Collin County

Vote For 1

	TOTAL	VOTE %		Election Day	Early Voting	Ballots By Mail	Provisional	Limited Ballot
For	342	81.24%	<div><div></div></div>	204	134	4	0	0
Against	79	18.76%	<div><div></div></div>	57	22	0	0	0
Total Votes Cast	421	100.00%	<div><div></div></div>	261	156	4	0	0
Overvotes	0			0	0	0	0	0
Undervotes	12			9	3	0	0	0
Contest Totals	433			270	159	4	0	0

## PCT 133

### Proposition 1 – State of Texas

Vote For 1

	TOTAL	VOTE %		Election Day	Early Voting	Ballots By Mail	Provisional	Limited Ballot
For	215	82.38%	<div><div></div></div>	98	114	3	0	0
Against	46	17.62%	<div><div></div></div>	27	18	1	0	0
Total Votes Cast	261	100.00%	<div><div></div></div>	125	132	4	0	0
Overvotes	0			0	0	0	0	0
Undervotes	8			2	6	0	0	0
Contest Totals	269			127	138	4	0	0

### Proposition 2 – State of Texas

Vote For 1

	TOTAL	VOTE %		Election Day	Early Voting	Ballots By Mail	Provisional	Limited Ballot
For	165	64.45%	<div><div></div></div>	86	77	2	0	0
Against	91	35.55%	<div><div></div></div>	36	54	1	0	0
Total Votes Cast	256	100.00%	<div><div></div></div>	122	131	3	0	0
Overvotes	0			0	0	0	0	0
Undervotes	13			5	7	1	0	0
Contest Totals	269			127	138	4	0	0

### Proposition 3 – State of Texas

Vote For 1

	TOTAL	VOTE %		Election Day	Early Voting	Ballots By Mail	Provisional	Limited Ballot
For	179	70.75%	<div><div></div></div>	82	96	1	0	0
Against	74	29.25%	<div><div></div></div>	41	31	2	0	0
Total Votes Cast	253	100.00%	<div><div></div></div>	123	127	3	0	0
Overvotes	0			0	0	0	0	0
Undervotes	16			4	11	1	0	0
Contest Totals	269			127	138	4	0	0

### Proposition 4 – State of Texas

Vote For 1

	TOTAL	VOTE %		Election Day	Early Voting	Ballots By Mail	Provisional	Limited Ballot
For	221	85.66%	<div><div></div></div>	102	117	2	0	0
Against	37	14.34%	<div><div></div></div>	22	14	1	0	0
Total Votes Cast	258	100.00%	<div><div></div></div>	124	131	3	0	0
Overvotes	0			0	0	0	0	0
Undervotes	11			3	7	1	0	0
Contest Totals	269			127	138	4	0	0

## PCT 133

### Proposition 5 – State of Texas

Vote For 1

	TOTAL	VOTE %		Election Day	Early Voting	Ballots By Mail	Provisional	Limited Ballot
For	153	59.77%	<div><div></div></div>	75	78	0	0	0
Against	103	40.23%	<div><div></div></div>	48	51	4	0	0
Total Votes Cast	256	100.00%	<div><div></div></div>	123	129	4	0	0
Overvotes	0			0	0	0	0	0
Undervotes	13			4	9	0	0	0
Contest Totals	269			127	138	4	0	0

### Proposition 6 – State of Texas

Vote For 1

	TOTAL	VOTE %		Election Day	Early Voting	Ballots By Mail	Provisional	Limited Ballot
For	206	78.93%	<div><div></div></div>	95	108	3	0	0
Against	55	21.07%	<div><div></div></div>	28	26	1	0	0
Total Votes Cast	261	100.00%	<div><div></div></div>	123	134	4	0	0
Overvotes	0			0	0	0	0	0
Undervotes	8			4	4	0	0	0
Contest Totals	269			127	138	4	0	0

### Proposition 7 – State of Texas

Vote For 1

	TOTAL	VOTE %		Election Day	Early Voting	Ballots By Mail	Provisional	Limited Ballot
For	172	65.65%	<div><div></div></div>	76	92	4	0	0
Against	90	34.35%	<div><div></div></div>	48	42	0	0	0
Total Votes Cast	262	100.00%	<div><div></div></div>	124	134	4	0	0
Overvotes	0			0	0	0	0	0
Undervotes	7			3	4	0	0	0
Contest Totals	269			127	138	4	0	0

### Proposition 8 – State of Texas

Vote For 1

	TOTAL	VOTE %		Election Day	Early Voting	Ballots By Mail	Provisional	Limited Ballot
For	181	68.82%	<div><div></div></div>	89	89	3	0	0
Against	82	31.18%	<div><div></div></div>	34	47	1	0	0
Total Votes Cast	263	100.00%	<div><div></div></div>	123	136	4	0	0
Overvotes	0			0	0	0	0	0
Undervotes	6			4	2	0	0	0
Contest Totals	269			127	138	4	0	0

## PCT 133

### Proposition 9 – State of Texas

Vote For 1

	TOTAL	VOTE %		Election Day	Early Voting	Ballots By Mail	Provisional	Limited Ballot
For	226	84.96%	<div><div></div></div>	111	113	2	0	0
Against	40	15.04%	<div><div></div></div>	15	23	2	0	0
Total Votes Cast	266	100.00%	<div><div></div></div>	126	136	4	0	0
Overvotes	0			0	0	0	0	0
Undervotes	3			1	2	0	0	0
Contest Totals	269			127	138	4	0	0

### Proposition 10 – State of Texas

Vote For 1

	TOTAL	VOTE %		Election Day	Early Voting	Ballots By Mail	Provisional	Limited Ballot
For	132	50.77%	<div><div></div></div>	59	70	3	0	0
Against	128	49.23%	<div><div></div></div>	63	64	1	0	0
Total Votes Cast	260	100.00%	<div><div></div></div>	122	134	4	0	0
Overvotes	0			0	0	0	0	0
Undervotes	9			5	4	0	0	0
Contest Totals	269			127	138	4	0	0

### Proposition 11 – State of Texas

Vote For 1

	TOTAL	VOTE %		Election Day	Early Voting	Ballots By Mail	Provisional	Limited Ballot
For	145	57.54%	<div><div></div></div>	79	63	3	0	0
Against	107	42.46%	<div><div></div></div>	42	64	1	0	0
Total Votes Cast	252	100.00%	<div><div></div></div>	121	127	4	0	0
Overvotes	0			0	0	0	0	0
Undervotes	17			6	11	0	0	0
Contest Totals	269			127	138	4	0	0

### Proposition 12 – State of Texas

Vote For 1

	TOTAL	VOTE %		Election Day	Early Voting	Ballots By Mail	Provisional	Limited Ballot
For	124	52.54%	<div><div></div></div>	64	60	0	0	0
Against	112	47.46%	<div><div></div></div>	51	59	2	0	0
Total Votes Cast	236	100.00%	<div><div></div></div>	115	119	2	0	0
Overvotes	0			0	0	0	0	0
Undervotes	33			12	19	2	0	0
Contest Totals	269			127	138	4	0	0

## PCT 133

### Proposition 13 – State of Texas

Vote For 1

	TOTAL	VOTE %		Election Day	Early Voting	Ballots By Mail	Provisional	Limited Ballot
For	107	41.47%	<div><div></div></div>	48	57	2	0	0
Against	151	58.53%	<div><div></div></div>	75	74	2	0	0
Total Votes Cast	258	100.00%	<div><div></div></div>	123	131	4	0	0
Overvotes	0			0	0	0	0	0
Undervotes	11			4	7	0	0	0
Contest Totals	269			127	138	4	0	0

### Proposition 14 – State of Texas

Vote For 1

	TOTAL	VOTE %		Election Day	Early Voting	Ballots By Mail	Provisional	Limited Ballot
For	194	75.49%	<div><div></div></div>	94	98	2	0	0
Against	63	24.51%	<div><div></div></div>	30	32	1	0	0
Total Votes Cast	257	100.00%	<div><div></div></div>	124	130	3	0	0
Overvotes	0			0	0	0	0	0
Undervotes	12			3	8	1	0	0
Contest Totals	269			127	138	4	0	0

### Proposition A – Collin County

Vote For 1

	TOTAL	VOTE %		Election Day	Early Voting	Ballots By Mail	Provisional	Limited Ballot
For	125	48.08%	<div><div></div></div>	55	69	1	0	0
Against	135	51.92%	<div><div></div></div>	67	65	3	0	0
Total Votes Cast	260	100.00%	<div><div></div></div>	122	134	4	0	0
Overvotes	0			0	0	0	0	0
Undervotes	9			5	4	0	0	0
Contest Totals	269			127	138	4	0	0

### Proposition B – Collin County

Vote For 1

	TOTAL	VOTE %		Election Day	Early Voting	Ballots By Mail	Provisional	Limited Ballot
For	152	58.91%	<div><div></div></div>	68	81	3	0	0
Against	106	41.09%	<div><div></div></div>	54	52	0	0	0
Total Votes Cast	258	100.00%	<div><div></div></div>	122	133	3	0	0
Overvotes	0			0	0	0	0	0
Undervotes	11			5	5	1	0	0
Contest Totals	269			127	138	4	0	0

## PCT 133

### Proposition C – Collin County

Vote For 1

	TOTAL	VOTE %		Election Day	Early Voting	Ballots By Mail	Provisional	Limited Ballot
For	119	46.12%	<div><div></div><div></div></div>	55	63	1	0	0
Against	139	53.88%	<div><div></div><div></div></div>	69	67	3	0	0
Total Votes Cast	258	100.00%	<div><div></div><div></div></div>	124	130	4	0	0
Overvotes	0			0	0	0	0	0
Undervotes	11			3	8	0	0	0
Contest Totals	269			127	138	4	0	0

### Proposition D – Collin County

Vote For 1

	TOTAL	VOTE %		Election Day	Early Voting	Ballots By Mail	Provisional	Limited Ballot
For	148	58.27%	<div><div></div><div></div></div>	71	77	0	0	0
Against	106	41.73%	<div><div></div><div></div></div>	52	50	4	0	0
Total Votes Cast	254	100.00%	<div><div></div><div></div></div>	123	127	4	0	0
Overvotes	0			0	0	0	0	0
Undervotes	15			4	11	0	0	0
Contest Totals	269			127	138	4	0	0

### Proposition E – Collin County

Vote For 1

	TOTAL	VOTE %		Election Day	Early Voting	Ballots By Mail	Provisional	Limited Ballot
For	182	69.47%	<div><div></div><div></div></div>	84	95	3	0	0
Against	80	30.53%	<div><div></div><div></div></div>	40	39	1	0	0
Total Votes Cast	262	100.00%	<div><div></div><div></div></div>	124	134	4	0	0
Overvotes	0			0	0	0	0	0
Undervotes	7			3	4	0	0	0
Contest Totals	269			127	138	4	0	0

### Proposition A – Wylie ISD

Vote For 1

	TOTAL	VOTE %		Election Day	Early Voting	Ballots By Mail	Provisional	Limited Ballot
FOR	138	52.67%	<div><div></div><div></div></div>	63	74	1	0	0
AGAINST	124	47.33%	<div><div></div><div></div></div>	61	62	1	0	0
Total Votes Cast	262	100.00%	<div><div></div><div></div></div>	124	136	2	0	0
Overvotes	0			0	0	0	0	0
Undervotes	7			3	2	2	0	0
Contest Totals	269			127	138	4	0	0

## PCT 134

### Proposition 1 – State of Texas

Vote For 1

	TOTAL	VOTE %		Election Day	Early Voting	Ballots By Mail	Provision al	Limited Ballot
For	230	69.28%	<div><div></div></div>	149	78	3	0	0
Against	102	30.72%	<div><div></div></div>	66	35	1	0	0
Total Votes Cast	332	100.00%	<div><div></div></div>	215	113	4	0	0
Overvotes	0			0	0	0	0	0
Undervotes	8			6	2	0	0	0
Contest Totals	340			221	115	4	0	0

### Proposition 2 – State of Texas

Vote For 1

	TOTAL	VOTE %		Election Day	Early Voting	Ballots By Mail	Provision al	Limited Ballot
For	227	69.00%	<div><div></div></div>	147	77	3	0	0
Against	102	31.00%	<div><div></div></div>	67	34	1	0	0
Total Votes Cast	329	100.00%	<div><div></div></div>	214	111	4	0	0
Overvotes	0			0	0	0	0	0
Undervotes	11			7	4	0	0	0
Contest Totals	340			221	115	4	0	0

### Proposition 3 – State of Texas

Vote For 1

	TOTAL	VOTE %		Election Day	Early Voting	Ballots By Mail	Provision al	Limited Ballot
For	215	64.56%	<div><div></div></div>	133	80	2	0	0
Against	118	35.44%	<div><div></div></div>	85	31	2	0	0
Total Votes Cast	333	100.00%	<div><div></div></div>	218	111	4	0	0
Overvotes	0			0	0	0	0	0
Undervotes	7			3	4	0	0	0
Contest Totals	340			221	115	4	0	0

### Proposition 4 – State of Texas

Vote For 1

	TOTAL	VOTE %		Election Day	Early Voting	Ballots By Mail	Provision al	Limited Ballot
For	267	81.16%	<div><div></div></div>	171	93	3	0	0
Against	62	18.84%	<div><div></div></div>	44	17	1	0	0
Total Votes Cast	329	100.00%	<div><div></div></div>	215	110	4	0	0
Overvotes	0			0	0	0	0	0
Undervotes	11			6	5	0	0	0
Contest Totals	340			221	115	4	0	0



## PCT 134

### Proposition 5 – State of Texas

Vote For 1

	TOTAL	VOTE %		Election Day	Early Voting	Ballots By Mail	Provisional	Limited Ballot
For	239	72.21%	<div><div></div></div>	152	84	3	0	0
Against	92	27.79%	<div><div></div></div>	64	27	1	0	0
Total Votes Cast	331	100.00%	<div><div></div></div>	216	111	4	0	0
Overvotes	0			0	0	0	0	0
Undervotes	9			5	4	0	0	0
Contest Totals	340			221	115	4	0	0

### Proposition 6 – State of Texas

Vote For 1

	TOTAL	VOTE %		Election Day	Early Voting	Ballots By Mail	Provisional	Limited Ballot
For	285	85.33%	<div><div></div></div>	185	96	4	0	0
Against	49	14.67%	<div><div></div></div>	33	16	0	0	0
Total Votes Cast	334	100.00%	<div><div></div></div>	218	112	4	0	0
Overvotes	0			0	0	0	0	0
Undervotes	6			3	3	0	0	0
Contest Totals	340			221	115	4	0	0

### Proposition 7 – State of Texas

Vote For 1

	TOTAL	VOTE %		Election Day	Early Voting	Ballots By Mail	Provisional	Limited Ballot
For	215	64.18%	<div><div></div></div>	141	71	3	0	0
Against	120	35.82%	<div><div></div></div>	76	43	1	0	0
Total Votes Cast	335	100.00%	<div><div></div></div>	217	114	4	0	0
Overvotes	0			0	0	0	0	0
Undervotes	5			4	1	0	0	0
Contest Totals	340			221	115	4	0	0

### Proposition 8 – State of Texas

Vote For 1

	TOTAL	VOTE %		Election Day	Early Voting	Ballots By Mail	Provisional	Limited Ballot
For	251	75.15%	<div><div></div></div>	160	87	4	0	0
Against	83	24.85%	<div><div></div></div>	57	26	0	0	0
Total Votes Cast	334	100.00%	<div><div></div></div>	217	113	4	0	0
Overvotes	0			0	0	0	0	0
Undervotes	6			4	2	0	0	0
Contest Totals	340			221	115	4	0	0

## PCT 134

### Proposition 9 – State of Texas

Vote For 1

	TOTAL	VOTE %		Election Day	Early Voting	Ballots By Mail	Provision al	Limited Ballot
For	277	82.44%	<div><div></div></div>	186	88	3	0	0
Against	59	17.56%	<div><div></div></div>	33	25	1	0	0
Total Votes Cast	336	100.00%	<div><div></div></div>	219	113	4	0	0
Overvotes	0			0	0	0	0	0
Undervotes	4			2	2	0	0	0
Contest Totals	340			221	115	4	0	0

### Proposition 10 – State of Texas

Vote For 1

	TOTAL	VOTE %		Election Day	Early Voting	Ballots By Mail	Provision al	Limited Ballot
For	164	50.15%	<div><div></div></div>	99	62	3	0	0
Against	163	49.85%	<div><div></div></div>	114	48	1	0	0
Total Votes Cast	327	100.00%	<div><div></div></div>	213	110	4	0	0
Overvotes	0			0	0	0	0	0
Undervotes	13			8	5	0	0	0
Contest Totals	340			221	115	4	0	0

### Proposition 11 – State of Texas

Vote For 1

	TOTAL	VOTE %		Election Day	Early Voting	Ballots By Mail	Provision al	Limited Ballot
For	215	66.77%	<div><div></div></div>	140	71	4	0	0
Against	107	33.23%	<div><div></div></div>	68	39	0	0	0
Total Votes Cast	322	100.00%	<div><div></div></div>	208	110	4	0	0
Overvotes	0			0	0	0	0	0
Undervotes	18			13	5	0	0	0
Contest Totals	340			221	115	4	0	0

### Proposition 12 – State of Texas

Vote For 1

	TOTAL	VOTE %		Election Day	Early Voting	Ballots By Mail	Provision al	Limited Ballot
For	161	52.44%	<div><div></div></div>	101	56	4	0	0
Against	146	47.56%	<div><div></div></div>	96	50	0	0	0
Total Votes Cast	307	100.00%	<div><div></div></div>	197	106	4	0	0
Overvotes	0			0	0	0	0	0
Undervotes	33			24	9	0	0	0
Contest Totals	340			221	115	4	0	0

## PCT 134

### Proposition 13 – State of Texas

Vote For 1

	TOTAL	VOTE %		Election Day	Early Voting	Ballots By Mail	Provisional	Limited Ballot
For	106	32.52%	<div><div></div></div>	63	41	2	0	0
Against	220	67.48%	<div><div></div></div>	150	68	2	0	0
Total Votes Cast	326	100.00%	<div><div></div></div>	213	109	4	0	0
Overvotes	0			0	0	0	0	0
Undervotes	14			8	6	0	0	0
Contest Totals	340			221	115	4	0	0

### Proposition 14 – State of Texas

Vote For 1

	TOTAL	VOTE %		Election Day	Early Voting	Ballots By Mail	Provisional	Limited Ballot
For	259	77.54%	<div><div></div></div>	166	89	4	0	0
Against	75	22.46%	<div><div></div></div>	52	23	0	0	0
Total Votes Cast	334	100.00%	<div><div></div></div>	218	112	4	0	0
Overvotes	0			0	0	0	0	0
Undervotes	6			3	3	0	0	0
Contest Totals	340			221	115	4	0	0

### Proposition A – Collin County

Vote For 1

	TOTAL	VOTE %		Election Day	Early Voting	Ballots By Mail	Provisional	Limited Ballot
For	197	59.34%	<div><div></div></div>	121	73	3	0	0
Against	135	40.66%	<div><div></div></div>	95	39	1	0	0
Total Votes Cast	332	100.00%	<div><div></div></div>	216	112	4	0	0
Overvotes	0			0	0	0	0	0
Undervotes	8			5	3	0	0	0
Contest Totals	340			221	115	4	0	0

### Proposition B – Collin County

Vote For 1

	TOTAL	VOTE %		Election Day	Early Voting	Ballots By Mail	Provisional	Limited Ballot
For	214	64.46%	<div><div></div></div>	141	70	3	0	0
Against	118	35.54%	<div><div></div></div>	77	40	1	0	0
Total Votes Cast	332	100.00%	<div><div></div></div>	218	110	4	0	0
Overvotes	0			0	0	0	0	0
Undervotes	8			3	5	0	0	0
Contest Totals	340			221	115	4	0	0

## PCT 134

### Proposition C – Collin County

Vote For 1

	TOTAL	VOTE %		Election Day	Early Voting	Ballots By Mail	Provisional	Limited Ballot
For	198	60.55%	<div><div></div></div>	125	69	4	0	0
Against	129	39.45%	<div><div></div></div>	88	41	0	0	0
Total Votes Cast	327	100.00%	<div><div></div></div>	213	110	4	0	0
Overvotes	0			0	0	0	0	0
Undervotes	13			8	5	0	0	0
Contest Totals	340			221	115	4	0	0

### Proposition D – Collin County

Vote For 1

	TOTAL	VOTE %		Election Day	Early Voting	Ballots By Mail	Provisional	Limited Ballot
For	214	64.65%	<div><div></div></div>	141	70	3	0	0
Against	117	35.35%	<div><div></div></div>	75	41	1	0	0
Total Votes Cast	331	100.00%	<div><div></div></div>	216	111	4	0	0
Overvotes	0			0	0	0	0	0
Undervotes	9			5	4	0	0	0
Contest Totals	340			221	115	4	0	0

### Proposition E – Collin County

Vote For 1

	TOTAL	VOTE %		Election Day	Early Voting	Ballots By Mail	Provisional	Limited Ballot
For	248	74.47%	<div><div></div></div>	160	84	4	0	0
Against	85	25.53%	<div><div></div></div>	57	28	0	0	0
Total Votes Cast	333	100.00%	<div><div></div></div>	217	112	4	0	0
Overvotes	0			0	0	0	0	0
Undervotes	7			4	3	0	0	0
Contest Totals	340			221	115	4	0	0

### Proposition A – Prosper ISD

Vote For 1

	TOTAL	VOTE %		Election Day	Early Voting	Ballots By Mail	Provisional	Limited Ballot
FOR	0			0	0	0	0	0
AGAINST	0			0	0	0	0	0
Total Votes Cast	0			0	0	0	0	0
Overvotes	0			0	0	0	0	0
Undervotes	0			0	0	0	0	0
Contest Totals	0			0	0	0	0	0

## PCT 134

### Proposition B – Prosper ISD

Vote For 1

	TOTAL	VOTE %	Election Day	Early Voting	Ballots By Mail	Provision al	Limited Ballot
FOR	0		0	0	0	0	0
AGAINST	0		0	0	0	0	0
Total Votes Cast	0		0	0	0	0	0
Overvotes	0		0	0	0	0	0
Undervotes	0		0	0	0	0	0
Contest Totals	0		0	0	0	0	0

### Proposition C – Prosper ISD

Vote For 1

	TOTAL	VOTE %	Election Day	Early Voting	Ballots By Mail	Provision al	Limited Ballot
FOR	0		0	0	0	0	0
AGAINST	0		0	0	0	0	0
Total Votes Cast	0		0	0	0	0	0
Overvotes	0		0	0	0	0	0
Undervotes	0		0	0	0	0	0
Contest Totals	0		0	0	0	0	0

### Proposition D – Prosper ISD

Vote For 1

	TOTAL	VOTE %	Election Day	Early Voting	Ballots By Mail	Provision al	Limited Ballot
FOR	0		0	0	0	0	0
AGAINST	0		0	0	0	0	0
Total Votes Cast	0		0	0	0	0	0
Overvotes	0		0	0	0	0	0
Undervotes	0		0	0	0	0	0
Contest Totals	0		0	0	0	0	0

## PCT 135

### Proposition 1 – State of Texas

Vote For 1

	TOTAL	VOTE %		Election Day	Early Voting	Ballots By Mail	Provisional	Limited Ballot
For	243	64.46%	<div><div></div></div>	130	112	1	0	0
Against	134	35.54%	<div><div></div></div>	73	60	1	0	0
Total Votes Cast	377	100.00%	<div><div></div></div>	203	172	2	0	0
Overvotes	0			0	0	0	0	0
Undervotes	8			3	5	0	0	0
Contest Totals	385			206	177	2	0	0

### Proposition 2 – State of Texas

Vote For 1

	TOTAL	VOTE %		Election Day	Early Voting	Ballots By Mail	Provisional	Limited Ballot
For	252	66.84%	<div><div></div></div>	137	114	1	0	0
Against	125	33.16%	<div><div></div></div>	64	60	1	0	0
Total Votes Cast	377	100.00%	<div><div></div></div>	201	174	2	0	0
Overvotes	0			0	0	0	0	0
Undervotes	8			5	3	0	0	0
Contest Totals	385			206	177	2	0	0

### Proposition 3 – State of Texas

Vote For 1

	TOTAL	VOTE %		Election Day	Early Voting	Ballots By Mail	Provisional	Limited Ballot
For	227	60.70%	<div><div></div></div>	120	106	1	0	0
Against	147	39.30%	<div><div></div></div>	81	65	1	0	0
Total Votes Cast	374	100.00%	<div><div></div></div>	201	171	2	0	0
Overvotes	0			0	0	0	0	0
Undervotes	11			5	6	0	0	0
Contest Totals	385			206	177	2	0	0

### Proposition 4 – State of Texas

Vote For 1

	TOTAL	VOTE %		Election Day	Early Voting	Ballots By Mail	Provisional	Limited Ballot
For	306	80.95%	<div><div></div></div>	165	139	2	0	0
Against	72	19.05%	<div><div></div></div>	38	34	0	0	0
Total Votes Cast	378	100.00%	<div><div></div></div>	203	173	2	0	0
Overvotes	0			0	0	0	0	0
Undervotes	7			3	4	0	0	0
Contest Totals	385			206	177	2	0	0

## PCT 135

### Proposition 5 – State of Texas

Vote For 1

	TOTAL	VOTE %		Election Day	Early Voting	Ballots By Mail	Provisional	Limited Ballot
For	276	73.02%	<div><div></div></div>	152	122	2	0	0
Against	102	26.98%	<div><div></div></div>	48	54	0	0	0
Total Votes Cast	378	100.00%	<div><div></div></div>	200	176	2	0	0
Overvotes	0			0	0	0	0	0
Undervotes	7			6	1	0	0	0
Contest Totals	385			206	177	2	0	0

### Proposition 6 – State of Texas

Vote For 1

	TOTAL	VOTE %		Election Day	Early Voting	Ballots By Mail	Provisional	Limited Ballot
For	305	80.47%	<div><div></div></div>	163	140	2	0	0
Against	74	19.53%	<div><div></div></div>	41	33	0	0	0
Total Votes Cast	379	100.00%	<div><div></div></div>	204	173	2	0	0
Overvotes	0			0	0	0	0	0
Undervotes	6			2	4	0	0	0
Contest Totals	385			206	177	2	0	0

### Proposition 7 – State of Texas

Vote For 1

	TOTAL	VOTE %		Election Day	Early Voting	Ballots By Mail	Provisional	Limited Ballot
For	238	62.80%	<div><div></div></div>	125	111	2	0	0
Against	141	37.20%	<div><div></div></div>	78	63	0	0	0
Total Votes Cast	379	100.00%	<div><div></div></div>	203	174	2	0	0
Overvotes	0			0	0	0	0	0
Undervotes	6			3	3	0	0	0
Contest Totals	385			206	177	2	0	0

### Proposition 8 – State of Texas

Vote For 1

	TOTAL	VOTE %		Election Day	Early Voting	Ballots By Mail	Provisional	Limited Ballot
For	284	75.94%	<div><div></div></div>	153	129	2	0	0
Against	90	24.06%	<div><div></div></div>	46	44	0	0	0
Total Votes Cast	374	100.00%	<div><div></div></div>	199	173	2	0	0
Overvotes	0			0	0	0	0	0
Undervotes	11			7	4	0	0	0
Contest Totals	385			206	177	2	0	0

## PCT 135

### Proposition 9 – State of Texas

Vote For 1

	TOTAL	VOTE %		Election Day	Early Voting	Ballots By Mail	Provisional	Limited Ballot
For	313	82.59%	<div><div></div></div>	172	139	2	0	0
Against	66	17.41%	<div><div></div></div>	31	35	0	0	0
Total Votes Cast	379	100.00%	<div><div></div></div>	203	174	2	0	0
Overvotes	0			0	0	0	0	0
Undervotes	6			3	3	0	0	0
Contest Totals	385			206	177	2	0	0

### Proposition 10 – State of Texas

Vote For 1

	TOTAL	VOTE %		Election Day	Early Voting	Ballots By Mail	Provisional	Limited Ballot
For	184	49.60%	<div><div></div></div>	85	98	1	0	0
Against	187	50.40%	<div><div></div></div>	112	74	1	0	0
Total Votes Cast	371	100.00%	<div><div></div></div>	197	172	2	0	0
Overvotes	0			0	0	0	0	0
Undervotes	14			9	5	0	0	0
Contest Totals	385			206	177	2	0	0

### Proposition 11 – State of Texas

Vote For 1

	TOTAL	VOTE %		Election Day	Early Voting	Ballots By Mail	Provisional	Limited Ballot
For	251	69.53%	<div><div></div></div>	130	120	1	0	0
Against	110	30.47%	<div><div></div></div>	61	48	1	0	0
Total Votes Cast	361	100.00%	<div><div></div></div>	191	168	2	0	0
Overvotes	0			0	0	0	0	0
Undervotes	24			15	9	0	0	0
Contest Totals	385			206	177	2	0	0

### Proposition 12 – State of Texas

Vote For 1

	TOTAL	VOTE %		Election Day	Early Voting	Ballots By Mail	Provisional	Limited Ballot
For	171	49.85%	<div><div></div></div>	89	82	0	0	0
Against	172	50.15%	<div><div></div></div>	93	77	2	0	0
Total Votes Cast	343	100.00%	<div><div></div></div>	182	159	2	0	0
Overvotes	0			0	0	0	0	0
Undervotes	42			24	18	0	0	0
Contest Totals	385			206	177	2	0	0



## PCT 135

### Proposition 13 – State of Texas

Vote For 1

	TOTAL	VOTE %		Election Day	Early Voting	Ballots By Mail	Provisional	Limited Ballot
For	112	30.19%	<div><div></div></div>	60	52	0	0	0
Against	259	69.81%	<div><div></div></div>	141	116	2	0	0
Total Votes Cast	371	100.00%	<div><div></div></div>	201	168	2	0	0
Overvotes	0			0	0	0	0	0
Undervotes	14			5	9	0	0	0
Contest Totals	385			206	177	2	0	0

### Proposition 14 – State of Texas

Vote For 1

	TOTAL	VOTE %		Election Day	Early Voting	Ballots By Mail	Provisional	Limited Ballot
For	302	80.32%	<div><div></div></div>	164	137	1	0	0
Against	74	19.68%	<div><div></div></div>	38	35	1	0	0
Total Votes Cast	376	100.00%	<div><div></div></div>	202	172	2	0	0
Overvotes	0			0	0	0	0	0
Undervotes	9			4	5	0	0	0
Contest Totals	385			206	177	2	0	0

### Proposition A – Collin County

Vote For 1

	TOTAL	VOTE %		Election Day	Early Voting	Ballots By Mail	Provisional	Limited Ballot
For	194	52.01%	<div><div></div></div>	106	87	1	0	0
Against	179	47.99%	<div><div></div></div>	95	83	1	0	0
Total Votes Cast	373	100.00%	<div><div></div></div>	201	170	2	0	0
Overvotes	0			0	0	0	0	0
Undervotes	12			5	7	0	0	0
Contest Totals	385			206	177	2	0	0

### Proposition B – Collin County

Vote For 1

	TOTAL	VOTE %		Election Day	Early Voting	Ballots By Mail	Provisional	Limited Ballot
For	243	64.63%	<div><div></div></div>	131	111	1	0	0
Against	133	35.37%	<div><div></div></div>	70	62	1	0	0
Total Votes Cast	376	100.00%	<div><div></div></div>	201	173	2	0	0
Overvotes	0			0	0	0	0	0
Undervotes	9			5	4	0	0	0
Contest Totals	385			206	177	2	0	0

## PCT 135

### Proposition C – Collin County

Vote For 1

	TOTAL	VOTE %		Election Day	Early Voting	Ballots By Mail	Provisional	Limited Ballot
For	207	56.25%	<div><div></div></div>	113	93	1	0	0
Against	161	43.75%	<div><div></div></div>	84	76	1	0	0
Total Votes Cast	368	100.00%	<div><div></div></div>	197	169	2	0	0
Overvotes	0			0	0	0	0	0
Undervotes	17			9	8	0	0	0
Contest Totals	385			206	177	2	0	0

### Proposition D – Collin County

Vote For 1

	TOTAL	VOTE %		Election Day	Early Voting	Ballots By Mail	Provisional	Limited Ballot
For	249	66.94%	<div><div></div></div>	138	110	1	0	0
Against	123	33.06%	<div><div></div></div>	62	60	1	0	0
Total Votes Cast	372	100.00%	<div><div></div></div>	200	170	2	0	0
Overvotes	0			0	0	0	0	0
Undervotes	13			6	7	0	0	0
Contest Totals	385			206	177	2	0	0

### Proposition E – Collin County

Vote For 1

	TOTAL	VOTE %		Election Day	Early Voting	Ballots By Mail	Provisional	Limited Ballot
For	281	75.13%	<div><div></div></div>	152	128	1	0	0
Against	93	24.87%	<div><div></div></div>	48	44	1	0	0
Total Votes Cast	374	100.00%	<div><div></div></div>	200	172	2	0	0
Overvotes	0			0	0	0	0	0
Undervotes	11			6	5	0	0	0
Contest Totals	385			206	177	2	0	0

## PCT 136

### Proposition 1 – State of Texas

Vote For 1

	TOTAL	VOTE %		Election Day	Early Voting	Ballots By Mail	Provisional	Limited Ballot
For	267	75.00%	<div><div></div></div>	131	135	1	0	0
Against	89	25.00%	<div><div></div></div>	46	39	4	0	0
Total Votes Cast	356	100.00%	<div><div></div></div>	177	174	5	0	0
Overvotes	0			0	0	0	0	0
Undervotes	10			4	6	0	0	0
Contest Totals	366			181	180	5	0	0

### Proposition 2 – State of Texas

Vote For 1

	TOTAL	VOTE %		Election Day	Early Voting	Ballots By Mail	Provisional	Limited Ballot
For	246	69.10%	<div><div></div></div>	120	122	4	0	0
Against	110	30.90%	<div><div></div></div>	57	52	1	0	0
Total Votes Cast	356	100.00%	<div><div></div></div>	177	174	5	0	0
Overvotes	0			0	0	0	0	0
Undervotes	10			4	6	0	0	0
Contest Totals	366			181	180	5	0	0

### Proposition 3 – State of Texas

Vote For 1

	TOTAL	VOTE %		Election Day	Early Voting	Ballots By Mail	Provisional	Limited Ballot
For	238	67.42%	<div><div></div></div>	115	123	0	0	0
Against	115	32.58%	<div><div></div></div>	60	50	5	0	0
Total Votes Cast	353	100.00%	<div><div></div></div>	175	173	5	0	0
Overvotes	0			0	0	0	0	0
Undervotes	13			6	7	0	0	0
Contest Totals	366			181	180	5	0	0

### Proposition 4 – State of Texas

Vote For 1

	TOTAL	VOTE %		Election Day	Early Voting	Ballots By Mail	Provisional	Limited Ballot
For	297	83.43%	<div><div></div></div>	143	152	2	0	0
Against	59	16.57%	<div><div></div></div>	35	21	3	0	0
Total Votes Cast	356	100.00%	<div><div></div></div>	178	173	5	0	0
Overvotes	0			0	0	0	0	0
Undervotes	10			3	7	0	0	0
Contest Totals	366			181	180	5	0	0

## PCT 136

### Proposition 5 – State of Texas

Vote For 1

	TOTAL	VOTE %		Election Day	Early Voting	Ballots By Mail	Provisional	Limited Ballot
For	253	71.07%	<div><div></div></div>	126	123	4	0	0
Against	103	28.93%	<div><div></div></div>	50	52	1	0	0
Total Votes Cast	356	100.00%	<div><div></div></div>	176	175	5	0	0
Overvotes	0			0	0	0	0	0
Undervotes	10			5	5	0	0	0
Contest Totals	366			181	180	5	0	0

### Proposition 6 – State of Texas

Vote For 1

	TOTAL	VOTE %		Election Day	Early Voting	Ballots By Mail	Provisional	Limited Ballot
For	299	83.75%	<div><div></div></div>	154	141	4	0	0
Against	58	16.25%	<div><div></div></div>	24	33	1	0	0
Total Votes Cast	357	100.00%	<div><div></div></div>	178	174	5	0	0
Overvotes	0			0	0	0	0	0
Undervotes	9			3	6	0	0	0
Contest Totals	366			181	180	5	0	0

### Proposition 7 – State of Texas

Vote For 1

	TOTAL	VOTE %		Election Day	Early Voting	Ballots By Mail	Provisional	Limited Ballot
For	223	62.46%	<div><div></div></div>	117	104	2	0	0
Against	134	37.54%	<div><div></div></div>	62	69	3	0	0
Total Votes Cast	357	100.00%	<div><div></div></div>	179	173	5	0	0
Overvotes	0			0	0	0	0	0
Undervotes	9			2	7	0	0	0
Contest Totals	366			181	180	5	0	0

### Proposition 8 – State of Texas

Vote For 1

	TOTAL	VOTE %		Election Day	Early Voting	Ballots By Mail	Provisional	Limited Ballot
For	262	74.43%	<div><div></div></div>	134	124	4	0	0
Against	90	25.57%	<div><div></div></div>	42	47	1	0	0
Total Votes Cast	352	100.00%	<div><div></div></div>	176	171	5	0	0
Overvotes	0			0	0	0	0	0
Undervotes	14			5	9	0	0	0
Contest Totals	366			181	180	5	0	0

## PCT 136

### Proposition 9 – State of Texas

Vote For 1

	TOTAL	VOTE %		Election Day	Early Voting	Ballots By Mail	Provisional	Limited Ballot
For	294	81.44%	<div><div></div></div>	143	146	5	0	0
Against	67	18.56%	<div><div></div></div>	35	32	0	0	0
Total Votes Cast	361	100.00%	<div><div></div></div>	178	178	5	0	0
Overvotes	0			0	0	0	0	0
Undervotes	5			3	2	0	0	0
Contest Totals	366			181	180	5	0	0

### Proposition 10 – State of Texas

Vote For 1

	TOTAL	VOTE %		Election Day	Early Voting	Ballots By Mail	Provisional	Limited Ballot
For	178	51.00%	<div><div></div></div>	83	93	2	0	0
Against	171	49.00%	<div><div></div></div>	91	77	3	0	0
Total Votes Cast	349	100.00%	<div><div></div></div>	174	170	5	0	0
Overvotes	0			0	0	0	0	0
Undervotes	17			7	10	0	0	0
Contest Totals	366			181	180	5	0	0

### Proposition 11 – State of Texas

Vote For 1

	TOTAL	VOTE %		Election Day	Early Voting	Ballots By Mail	Provisional	Limited Ballot
For	226	67.66%	<div><div></div></div>	118	104	4	0	0
Against	108	32.34%	<div><div></div></div>	49	58	1	0	0
Total Votes Cast	334	100.00%	<div><div></div></div>	167	162	5	0	0
Overvotes	0			0	0	0	0	0
Undervotes	32			14	18	0	0	0
Contest Totals	366			181	180	5	0	0

### Proposition 12 – State of Texas

Vote For 1

	TOTAL	VOTE %		Election Day	Early Voting	Ballots By Mail	Provisional	Limited Ballot
For	190	59.94%	<div><div></div></div>	93	94	3	0	0
Against	127	40.06%	<div><div></div></div>	64	61	2	0	0
Total Votes Cast	317	100.00%	<div><div></div></div>	157	155	5	0	0
Overvotes	0			0	0	0	0	0
Undervotes	49			24	25	0	0	0
Contest Totals	366			181	180	5	0	0

## PCT 136

### Proposition 13 – State of Texas

Vote For 1

	TOTAL	VOTE %		Election Day	Early Voting	Ballots By Mail	Provisional	Limited Ballot
For	130	37.57%	<div><div></div></div>	59	70	1	0	0
Against	216	62.43%	<div><div></div></div>	113	99	4	0	0
Total Votes Cast	346	100.00%	<div><div></div></div>	172	169	5	0	0
Overvotes	0			0	0	0	0	0
Undervotes	20			9	11	0	0	0
Contest Totals	366			181	180	5	0	0

### Proposition 14 – State of Texas

Vote For 1

	TOTAL	VOTE %		Election Day	Early Voting	Ballots By Mail	Provisional	Limited Ballot
For	274	78.29%	<div><div></div></div>	142	128	4	0	0
Against	76	21.71%	<div><div></div></div>	34	41	1	0	0
Total Votes Cast	350	100.00%	<div><div></div></div>	176	169	5	0	0
Overvotes	0			0	0	0	0	0
Undervotes	16			5	11	0	0	0
Contest Totals	366			181	180	5	0	0

### Proposition A – Collin County

Vote For 1

	TOTAL	VOTE %		Election Day	Early Voting	Ballots By Mail	Provisional	Limited Ballot
For	201	57.43%	<div><div></div></div>	99	99	3	0	0
Against	149	42.57%	<div><div></div></div>	74	74	1	0	0
Total Votes Cast	350	100.00%	<div><div></div></div>	173	173	4	0	0
Overvotes	0			0	0	0	0	0
Undervotes	16			8	7	1	0	0
Contest Totals	366			181	180	5	0	0

### Proposition B – Collin County

Vote For 1

	TOTAL	VOTE %		Election Day	Early Voting	Ballots By Mail	Provisional	Limited Ballot
For	244	69.12%	<div><div></div></div>	119	121	4	0	0
Against	109	30.88%	<div><div></div></div>	56	53	0	0	0
Total Votes Cast	353	100.00%	<div><div></div></div>	175	174	4	0	0
Overvotes	0			0	0	0	0	0
Undervotes	13			6	6	1	0	0
Contest Totals	366			181	180	5	0	0

## PCT 136

### Proposition C – Collin County

Vote For 1

	TOTAL	VOTE %		Election Day	Early Voting	Ballots By Mail	Provisional	Limited Ballot
For	196	56.98%	<div><div></div></div>	94	100	2	0	0
Against	148	43.02%	<div><div></div></div>	77	69	2	0	0
Total Votes Cast	344	100.00%	<div><div></div></div>	171	169	4	0	0
Overvotes	0			0	0	0	0	0
Undervotes	22			10	11	1	0	0
Contest Totals	366			181	180	5	0	0

### Proposition D – Collin County

Vote For 1

	TOTAL	VOTE %		Election Day	Early Voting	Ballots By Mail	Provisional	Limited Ballot
For	229	65.80%	<div><div></div></div>	112	114	3	0	0
Against	119	34.20%	<div><div></div></div>	60	58	1	0	0
Total Votes Cast	348	100.00%	<div><div></div></div>	172	172	4	0	0
Overvotes	0			0	0	0	0	0
Undervotes	18			9	8	1	0	0
Contest Totals	366			181	180	5	0	0

### Proposition E – Collin County

Vote For 1

	TOTAL	VOTE %		Election Day	Early Voting	Ballots By Mail	Provisional	Limited Ballot
For	261	74.15%	<div><div></div></div>	124	133	4	0	0
Against	91	25.85%	<div><div></div></div>	48	43	0	0	0
Total Votes Cast	352	100.00%	<div><div></div></div>	172	176	4	0	0
Overvotes	0			0	0	0	0	0
Undervotes	14			9	4	1	0	0
Contest Totals	366			181	180	5	0	0

## PCT 137

### Proposition 1 – State of Texas

Vote For 1

	TOTAL	VOTE %		Election Day	Early Voting	Ballots By Mail	Provisional	Limited Ballot
For	155	72.43%	<div><div></div></div>	82	68	5	0	0
Against	59	27.57%	<div><div></div></div>	30	29	0	0	0
Total Votes Cast	214	100.00%	<div><div></div></div>	112	97	5	0	0
Overvotes	0			0	0	0	0	0
Undervotes	7			4	2	1	0	0
Contest Totals	221			116	99	6	0	0

### Proposition 2 – State of Texas

Vote For 1

	TOTAL	VOTE %		Election Day	Early Voting	Ballots By Mail	Provisional	Limited Ballot
For	148	69.81%	<div><div></div></div>	88	59	1	0	0
Against	64	30.19%	<div><div></div></div>	23	37	4	0	0
Total Votes Cast	212	100.00%	<div><div></div></div>	111	96	5	0	0
Overvotes	0			0	0	0	0	0
Undervotes	9			5	3	1	0	0
Contest Totals	221			116	99	6	0	0

### Proposition 3 – State of Texas

Vote For 1

	TOTAL	VOTE %		Election Day	Early Voting	Ballots By Mail	Provisional	Limited Ballot
For	168	78.87%	<div><div></div></div>	86	77	5	0	0
Against	45	21.13%	<div><div></div></div>	23	21	1	0	0
Total Votes Cast	213	100.00%	<div><div></div></div>	109	98	6	0	0
Overvotes	0			0	0	0	0	0
Undervotes	8			7	1	0	0	0
Contest Totals	221			116	99	6	0	0

### Proposition 4 – State of Texas

Vote For 1

	TOTAL	VOTE %		Election Day	Early Voting	Ballots By Mail	Provisional	Limited Ballot
For	177	81.94%	<div><div></div></div>	89	82	6	0	0
Against	39	18.06%	<div><div></div></div>	23	16	0	0	0
Total Votes Cast	216	100.00%	<div><div></div></div>	112	98	6	0	0
Overvotes	0			0	0	0	0	0
Undervotes	5			4	1	0	0	0
Contest Totals	221			116	99	6	0	0



## PCT 137

### Proposition 5 – State of Texas

Vote For 1

	TOTAL	VOTE %		Election Day	Early Voting	Ballots By Mail	Provisional	Limited Ballot
For	157	74.06%	<div><div></div></div>	91	65	1	0	0
Against	55	25.94%	<div><div></div></div>	20	31	4	0	0
Total Votes Cast	212	100.00%	<div><div></div></div>	111	96	5	0	0
Overvotes	0			0	0	0	0	0
Undervotes	9			5	3	1	0	0
Contest Totals	221			116	99	6	0	0

### Proposition 6 – State of Texas

Vote For 1

	TOTAL	VOTE %		Election Day	Early Voting	Ballots By Mail	Provisional	Limited Ballot
For	177	81.19%	<div><div></div></div>	96	78	3	0	0
Against	41	18.81%	<div><div></div></div>	17	21	3	0	0
Total Votes Cast	218	100.00%	<div><div></div></div>	113	99	6	0	0
Overvotes	0			0	0	0	0	0
Undervotes	3			3	0	0	0	0
Contest Totals	221			116	99	6	0	0

### Proposition 7 – State of Texas

Vote For 1

	TOTAL	VOTE %		Election Day	Early Voting	Ballots By Mail	Provisional	Limited Ballot
For	157	72.35%	<div><div></div></div>	79	75	3	0	0
Against	60	27.65%	<div><div></div></div>	34	23	3	0	0
Total Votes Cast	217	100.00%	<div><div></div></div>	113	98	6	0	0
Overvotes	0			0	0	0	0	0
Undervotes	4			3	1	0	0	0
Contest Totals	221			116	99	6	0	0

### Proposition 8 – State of Texas

Vote For 1

	TOTAL	VOTE %		Election Day	Early Voting	Ballots By Mail	Provisional	Limited Ballot
For	160	74.07%	<div><div></div></div>	92	67	1	0	0
Against	56	25.93%	<div><div></div></div>	21	30	5	0	0
Total Votes Cast	216	100.00%	<div><div></div></div>	113	97	6	0	0
Overvotes	0			0	0	0	0	0
Undervotes	5			3	2	0	0	0
Contest Totals	221			116	99	6	0	0

## PCT 137

### Proposition 9 – State of Texas

Vote For 1

	TOTAL	VOTE %		Election Day	Early Voting	Ballots By Mail	Provisional	Limited Ballot
For	172	78.90%	<div><div></div></div>	94	76	2	0	0
Against	46	21.10%	<div><div></div></div>	21	21	4	0	0
Total Votes Cast	218	100.00%	<div><div></div></div>	115	97	6	0	0
Overvotes	0			0	0	0	0	0
Undervotes	3			1	2	0	0	0
Contest Totals	221			116	99	6	0	0

### Proposition 10 – State of Texas

Vote For 1

	TOTAL	VOTE %		Election Day	Early Voting	Ballots By Mail	Provisional	Limited Ballot
For	119	55.61%	<div><div></div></div>	62	54	3	0	0
Against	95	44.39%	<div><div></div></div>	51	42	2	0	0
Total Votes Cast	214	100.00%	<div><div></div></div>	113	96	5	0	0
Overvotes	0			0	0	0	0	0
Undervotes	7			3	3	1	0	0
Contest Totals	221			116	99	6	0	0

### Proposition 11 – State of Texas

Vote For 1

	TOTAL	VOTE %		Election Day	Early Voting	Ballots By Mail	Provisional	Limited Ballot
For	138	68.66%	<div><div></div></div>	81	56	1	0	0
Against	63	31.34%	<div><div></div></div>	23	36	4	0	0
Total Votes Cast	201	100.00%	<div><div></div></div>	104	92	5	0	0
Overvotes	0			0	0	0	0	0
Undervotes	20			12	7	1	0	0
Contest Totals	221			116	99	6	0	0

### Proposition 12 – State of Texas

Vote For 1

	TOTAL	VOTE %		Election Day	Early Voting	Ballots By Mail	Provisional	Limited Ballot
For	124	63.27%	<div><div></div></div>	58	63	3	0	0
Against	72	36.73%	<div><div></div></div>	44	26	2	0	0
Total Votes Cast	196	100.00%	<div><div></div></div>	102	89	5	0	0
Overvotes	0			0	0	0	0	0
Undervotes	25			14	10	1	0	0
Contest Totals	221			116	99	6	0	0

## PCT 137

### Proposition 13 – State of Texas

Vote For 1

	TOTAL	VOTE %		Election Day	Early Voting	Ballots By Mail	Provisional	Limited Ballot
For	89	41.01%	<div><div></div></div>	37	49	3	0	0
Against	128	58.99%	<div><div></div></div>	78	47	3	0	0
Total Votes Cast	217	100.00%	<div><div></div></div>	115	96	6	0	0
Overvotes	0			0	0	0	0	0
Undervotes	4			1	3	0	0	0
Contest Totals	221			116	99	6	0	0

### Proposition 14 – State of Texas

Vote For 1

	TOTAL	VOTE %		Election Day	Early Voting	Ballots By Mail	Provisional	Limited Ballot
For	169	78.24%	<div><div></div></div>	98	70	1	0	0
Against	47	21.76%	<div><div></div></div>	16	27	4	0	0
Total Votes Cast	216	100.00%	<div><div></div></div>	114	97	5	0	0
Overvotes	0			0	0	0	0	0
Undervotes	5			2	2	1	0	0
Contest Totals	221			116	99	6	0	0

### Proposition A – Collin County

Vote For 1

	TOTAL	VOTE %		Election Day	Early Voting	Ballots By Mail	Provisional	Limited Ballot
For	117	54.67%	<div><div></div></div>	61	55	1	0	0
Against	97	45.33%	<div><div></div></div>	51	41	5	0	0
Total Votes Cast	214	100.00%	<div><div></div></div>	112	96	6	0	0
Overvotes	0			0	0	0	0	0
Undervotes	7			4	3	0	0	0
Contest Totals	221			116	99	6	0	0

### Proposition B – Collin County

Vote For 1

	TOTAL	VOTE %		Election Day	Early Voting	Ballots By Mail	Provisional	Limited Ballot
For	146	67.91%	<div><div></div></div>	80	63	3	0	0
Against	69	32.09%	<div><div></div></div>	32	34	3	0	0
Total Votes Cast	215	100.00%	<div><div></div></div>	112	97	6	0	0
Overvotes	0			0	0	0	0	0
Undervotes	6			4	2	0	0	0
Contest Totals	221			116	99	6	0	0

## PCT 137

### Proposition C – Collin County

Vote For 1

	TOTAL	VOTE %		Election Day	Early Voting	Ballots By Mail	Provisional	Limited Ballot
For	130	60.75%	<div><div></div></div>	64	63	3	0	0
Against	84	39.25%	<div><div></div></div>	47	34	3	0	0
Total Votes Cast	214	100.00%	<div><div></div></div>	111	97	6	0	0
Overvotes	0			0	0	0	0	0
Undervotes	7			5	2	0	0	0
Contest Totals	221			116	99	6	0	0

### Proposition D – Collin County

Vote For 1

	TOTAL	VOTE %		Election Day	Early Voting	Ballots By Mail	Provisional	Limited Ballot
For	146	67.91%	<div><div></div></div>	82	63	1	0	0
Against	69	32.09%	<div><div></div></div>	30	34	5	0	0
Total Votes Cast	215	100.00%	<div><div></div></div>	112	97	6	0	0
Overvotes	0			0	0	0	0	0
Undervotes	6			4	2	0	0	0
Contest Totals	221			116	99	6	0	0

### Proposition E – Collin County

Vote For 1

	TOTAL	VOTE %		Election Day	Early Voting	Ballots By Mail	Provisional	Limited Ballot
For	177	81.19%	<div><div></div></div>	100	73	4	0	0
Against	41	18.81%	<div><div></div></div>	13	26	2	0	0
Total Votes Cast	218	100.00%	<div><div></div></div>	113	99	6	0	0
Overvotes	0			0	0	0	0	0
Undervotes	3			3	0	0	0	0
Contest Totals	221			116	99	6	0	0

## PCT 138

### Proposition 1 – State of Texas

Vote For 1

	TOTAL	VOTE %		Election Day	Early Voting	Ballots By Mail	Provision al	Limited Ballot
For	267	67.09%	<div><div></div></div>	144	118	5	0	0
Against	131	32.91%	<div><div></div></div>	64	62	5	0	0
Total Votes Cast	398	100.00%	<div><div></div></div>	208	180	10	0	0
Overvotes	0			0	0	0	0	0
Undervotes	5			3	2	0	0	0
Contest Totals	403			211	182	10	0	0

### Proposition 2 – State of Texas

Vote For 1

	TOTAL	VOTE %		Election Day	Early Voting	Ballots By Mail	Provision al	Limited Ballot
For	273	68.77%	<div><div></div></div>	145	120	8	0	0
Against	124	31.23%	<div><div></div></div>	64	58	2	0	0
Total Votes Cast	397	100.00%	<div><div></div></div>	209	178	10	0	0
Overvotes	0			0	0	0	0	0
Undervotes	6			2	4	0	0	0
Contest Totals	403			211	182	10	0	0

### Proposition 3 – State of Texas

Vote For 1

	TOTAL	VOTE %		Election Day	Early Voting	Ballots By Mail	Provision al	Limited Ballot
For	257	64.25%	<div><div></div></div>	135	115	7	0	0
Against	143	35.75%	<div><div></div></div>	73	67	3	0	0
Total Votes Cast	400	100.00%	<div><div></div></div>	208	182	10	0	0
Overvotes	0			0	0	0	0	0
Undervotes	3			3	0	0	0	0
Contest Totals	403			211	182	10	0	0

### Proposition 4 – State of Texas

Vote For 1

	TOTAL	VOTE %		Election Day	Early Voting	Ballots By Mail	Provision al	Limited Ballot
For	334	84.13%	<div><div></div></div>	173	152	9	0	0
Against	63	15.87%	<div><div></div></div>	32	30	1	0	0
Total Votes Cast	397	100.00%	<div><div></div></div>	205	182	10	0	0
Overvotes	0			0	0	0	0	0
Undervotes	6			6	0	0	0	0
Contest Totals	403			211	182	10	0	0

## PCT 138

### Proposition 5 – State of Texas

Vote For 1

	TOTAL	VOTE %		Election Day	Early Voting	Ballots By Mail	Provisional	Limited Ballot
For	280	71.07%	<div><div></div></div>	146	127	7	0	0
Against	114	28.93%	<div><div></div></div>	62	49	3	0	0
Total Votes Cast	394	100.00%	<div><div></div></div>	208	176	10	0	0
Overvotes	0			0	0	0	0	0
Undervotes	9			3	6	0	0	0
Contest Totals	403			211	182	10	0	0

### Proposition 6 – State of Texas

Vote For 1

	TOTAL	VOTE %		Election Day	Early Voting	Ballots By Mail	Provisional	Limited Ballot
For	332	83.42%	<div><div></div></div>	168	155	9	0	0
Against	66	16.58%	<div><div></div></div>	39	26	1	0	0
Total Votes Cast	398	100.00%	<div><div></div></div>	207	181	10	0	0
Overvotes	0			0	0	0	0	0
Undervotes	5			4	1	0	0	0
Contest Totals	403			211	182	10	0	0

### Proposition 7 – State of Texas

Vote For 1

	TOTAL	VOTE %		Election Day	Early Voting	Ballots By Mail	Provisional	Limited Ballot
For	240	59.85%	<div><div></div></div>	129	106	5	0	0
Against	161	40.15%	<div><div></div></div>	81	75	5	0	0
Total Votes Cast	401	100.00%	<div><div></div></div>	210	181	10	0	0
Overvotes	0			0	0	0	0	0
Undervotes	2			1	1	0	0	0
Contest Totals	403			211	182	10	0	0

### Proposition 8 – State of Texas

Vote For 1

	TOTAL	VOTE %		Election Day	Early Voting	Ballots By Mail	Provisional	Limited Ballot
For	296	74.19%	<div><div></div></div>	154	133	9	0	0
Against	103	25.81%	<div><div></div></div>	55	47	1	0	0
Total Votes Cast	399	100.00%	<div><div></div></div>	209	180	10	0	0
Overvotes	0			0	0	0	0	0
Undervotes	4			2	2	0	0	0
Contest Totals	403			211	182	10	0	0

## PCT 138

### Proposition 9 – State of Texas

Vote For 1

	TOTAL	VOTE %		Election Day	Early Voting	Ballots By Mail	Provisional	Limited Ballot
For	341	85.46%	<div><div></div></div>	174	157	10	0	0
Against	58	14.54%	<div><div></div></div>	35	23	0	0	0
Total Votes Cast	399	100.00%	<div><div></div></div>	209	180	10	0	0
Overvotes	0			0	0	0	0	0
Undervotes	4			2	2	0	0	0
Contest Totals	403			211	182	10	0	0

### Proposition 10 – State of Texas

Vote For 1

	TOTAL	VOTE %		Election Day	Early Voting	Ballots By Mail	Provisional	Limited Ballot
For	195	49.74%	<div><div></div></div>	104	87	4	0	0
Against	197	50.26%	<div><div></div></div>	101	90	6	0	0
Total Votes Cast	392	100.00%	<div><div></div></div>	205	177	10	0	0
Overvotes	0			0	0	0	0	0
Undervotes	11			6	5	0	0	0
Contest Totals	403			211	182	10	0	0

### Proposition 11 – State of Texas

Vote For 1

	TOTAL	VOTE %		Election Day	Early Voting	Ballots By Mail	Provisional	Limited Ballot
For	261	67.97%	<div><div></div></div>	135	120	6	0	0
Against	123	32.03%	<div><div></div></div>	68	51	4	0	0
Total Votes Cast	384	100.00%	<div><div></div></div>	203	171	10	0	0
Overvotes	0			0	0	0	0	0
Undervotes	19			8	11	0	0	0
Contest Totals	403			211	182	10	0	0

### Proposition 12 – State of Texas

Vote For 1

	TOTAL	VOTE %		Election Day	Early Voting	Ballots By Mail	Provisional	Limited Ballot
For	203	55.16%	<div><div></div></div>	106	90	7	0	0
Against	165	44.84%	<div><div></div></div>	87	75	3	0	0
Total Votes Cast	368	100.00%	<div><div></div></div>	193	165	10	0	0
Overvotes	0			0	0	0	0	0
Undervotes	35			18	17	0	0	0
Contest Totals	403			211	182	10	0	0

## PCT 138

### Proposition 13 – State of Texas

Vote For 1

	TOTAL	VOTE %		Election Day	Early Voting	Ballots By Mail	Provisional	Limited Ballot
For	124	31.55%	<div><div></div></div>	61	59	4	0	0
Against	269	68.45%	<div><div></div></div>	145	118	6	0	0
Total Votes Cast	393	100.00%	<div><div></div></div>	206	177	10	0	0
Overvotes	0			0	0	0	0	0
Undervotes	10			5	5	0	0	0
Contest Totals	403			211	182	10	0	0

### Proposition 14 – State of Texas

Vote For 1

	TOTAL	VOTE %		Election Day	Early Voting	Ballots By Mail	Provisional	Limited Ballot
For	327	81.95%	<div><div></div></div>	170	149	8	0	0
Against	72	18.05%	<div><div></div></div>	39	31	2	0	0
Total Votes Cast	399	100.00%	<div><div></div></div>	209	180	10	0	0
Overvotes	0			0	0	0	0	0
Undervotes	4			2	2	0	0	0
Contest Totals	403			211	182	10	0	0

### Proposition A – Collin County

Vote For 1

	TOTAL	VOTE %		Election Day	Early Voting	Ballots By Mail	Provisional	Limited Ballot
For	229	57.97%	<div><div></div></div>	113	109	7	0	0
Against	166	42.03%	<div><div></div></div>	92	71	3	0	0
Total Votes Cast	395	100.00%	<div><div></div></div>	205	180	10	0	0
Overvotes	0			0	0	0	0	0
Undervotes	8			6	2	0	0	0
Contest Totals	403			211	182	10	0	0

### Proposition B – Collin County

Vote For 1

	TOTAL	VOTE %		Election Day	Early Voting	Ballots By Mail	Provisional	Limited Ballot
For	283	71.11%	<div><div></div></div>	145	131	7	0	0
Against	115	28.89%	<div><div></div></div>	64	48	3	0	0
Total Votes Cast	398	100.00%	<div><div></div></div>	209	179	10	0	0
Overvotes	0			0	0	0	0	0
Undervotes	5			2	3	0	0	0
Contest Totals	403			211	182	10	0	0



## PCT 138

### Proposition C – Collin County

Vote For 1

	TOTAL	VOTE %		Election Day	Early Voting	Ballots By Mail	Provision al	Limited Ballot
For	255	64.72%	<div><div></div></div>	125	123	7	0	0
Against	139	35.28%	<div><div></div></div>	81	55	3	0	0
Total Votes Cast	394	100.00%	<div><div></div></div>	206	178	10	0	0
Overvotes	0			0	0	0	0	0
Undervotes	9			5	4	0	0	0
Contest Totals	403			211	182	10	0	0

### Proposition D – Collin County

Vote For 1

	TOTAL	VOTE %		Election Day	Early Voting	Ballots By Mail	Provision al	Limited Ballot
For	300	76.53%	<div><div></div></div>	161	135	4	0	0
Against	92	23.47%	<div><div></div></div>	43	43	6	0	0
Total Votes Cast	392	100.00%	<div><div></div></div>	204	178	10	0	0
Overvotes	0			0	0	0	0	0
Undervotes	11			7	4	0	0	0
Contest Totals	403			211	182	10	0	0

### Proposition E – Collin County

Vote For 1

	TOTAL	VOTE %		Election Day	Early Voting	Ballots By Mail	Provision al	Limited Ballot
For	324	82.44%	<div><div></div></div>	163	153	8	0	0
Against	69	17.56%	<div><div></div></div>	41	26	2	0	0
Total Votes Cast	393	100.00%	<div><div></div></div>	204	179	10	0	0
Overvotes	0			0	0	0	0	0
Undervotes	10			7	3	0	0	0
Contest Totals	403			211	182	10	0	0

## PCT 139

### Proposition 1 – State of Texas

Vote For 1

	TOTAL	VOTE %		Election Day	Early Voting	Ballots By Mail	Provision al	Limited Ballot
For	241	60.71%	<div><div></div></div>	122	112	7	0	0
Against	156	39.29%	<div><div></div></div>	77	74	5	0	0
Total Votes Cast	397	100.00%	<div><div></div></div>	199	186	12	0	0
Overvotes	0			0	0	0	0	0
Undervotes	9			5	4	0	0	0
Contest Totals	406			204	190	12	0	0

### Proposition 2 – State of Texas

Vote For 1

	TOTAL	VOTE %		Election Day	Early Voting	Ballots By Mail	Provision al	Limited Ballot
For	255	65.38%	<div><div></div></div>	128	119	8	0	0
Against	135	34.62%	<div><div></div></div>	66	65	4	0	0
Total Votes Cast	390	100.00%	<div><div></div></div>	194	184	12	0	0
Overvotes	0			0	0	0	0	0
Undervotes	16			10	6	0	0	0
Contest Totals	406			204	190	12	0	0

### Proposition 3 – State of Texas

Vote For 1

	TOTAL	VOTE %		Election Day	Early Voting	Ballots By Mail	Provision al	Limited Ballot
For	244	60.85%	<div><div></div></div>	137	101	6	0	0
Against	157	39.15%	<div><div></div></div>	64	87	6	0	0
Total Votes Cast	401	100.00%	<div><div></div></div>	201	188	12	0	0
Overvotes	0			0	0	0	0	0
Undervotes	5			3	2	0	0	0
Contest Totals	406			204	190	12	0	0

### Proposition 4 – State of Texas

Vote For 1

	TOTAL	VOTE %		Election Day	Early Voting	Ballots By Mail	Provision al	Limited Ballot
For	323	80.15%	<div><div></div></div>	163	151	9	0	0
Against	80	19.85%	<div><div></div></div>	39	38	3	0	0
Total Votes Cast	403	100.00%	<div><div></div></div>	202	189	12	0	0
Overvotes	0			0	0	0	0	0
Undervotes	3			2	1	0	0	0
Contest Totals	406			204	190	12	0	0

## PCT 139

### Proposition 5 – State of Texas

Vote For 1

	TOTAL	VOTE %		Election Day	Early Voting	Ballots By Mail	Provisional	Limited Ballot
For	277	70.84%	<div><div></div></div>	133	138	6	0	0
Against	114	29.16%	<div><div></div></div>	62	46	6	0	0
Total Votes Cast	391	100.00%	<div><div></div></div>	195	184	12	0	0
Overvotes	0			0	0	0	0	0
Undervotes	15			9	6	0	0	0
Contest Totals	406			204	190	12	0	0

### Proposition 6 – State of Texas

Vote For 1

	TOTAL	VOTE %		Election Day	Early Voting	Ballots By Mail	Provisional	Limited Ballot
For	320	80.20%	<div><div></div></div>	159	151	10	0	0
Against	79	19.80%	<div><div></div></div>	41	37	1	0	0
Total Votes Cast	399	100.00%	<div><div></div></div>	200	188	11	0	0
Overvotes	0			0	0	0	0	0
Undervotes	7			4	2	1	0	0
Contest Totals	406			204	190	12	0	0

### Proposition 7 – State of Texas

Vote For 1

	TOTAL	VOTE %		Election Day	Early Voting	Ballots By Mail	Provisional	Limited Ballot
For	213	53.38%	<div><div></div></div>	109	99	5	0	0
Against	186	46.62%	<div><div></div></div>	90	89	7	0	0
Total Votes Cast	399	100.00%	<div><div></div></div>	199	188	12	0	0
Overvotes	0			0	0	0	0	0
Undervotes	7			5	2	0	0	0
Contest Totals	406			204	190	12	0	0

### Proposition 8 – State of Texas

Vote For 1

	TOTAL	VOTE %		Election Day	Early Voting	Ballots By Mail	Provisional	Limited Ballot
For	281	70.96%	<div><div></div></div>	135	137	9	0	0
Against	115	29.04%	<div><div></div></div>	66	46	3	0	0
Total Votes Cast	396	100.00%	<div><div></div></div>	201	183	12	0	0
Overvotes	0			0	0	0	0	0
Undervotes	10			3	7	0	0	0
Contest Totals	406			204	190	12	0	0

## PCT 139

### Proposition 9 – State of Texas

Vote For 1

	TOTAL	VOTE %		Election Day	Early Voting	Ballots By Mail	Provisional	Limited Ballot
For	330	83.54%	<div><div></div></div>	163	157	10	0	0
Against	65	16.46%	<div><div></div></div>	32	31	2	0	0
Total Votes Cast	395	100.00%	<div><div></div></div>	195	188	12	0	0
Overvotes	0			0	0	0	0	0
Undervotes	11			9	2	0	0	0
Contest Totals	406			204	190	12	0	0

### Proposition 10 – State of Texas

Vote For 1

	TOTAL	VOTE %		Election Day	Early Voting	Ballots By Mail	Provisional	Limited Ballot
For	168	43.08%	<div><div></div></div>	81	79	8	0	0
Against	222	56.92%	<div><div></div></div>	113	105	4	0	0
Total Votes Cast	390	100.00%	<div><div></div></div>	194	184	12	0	0
Overvotes	0			0	0	0	0	0
Undervotes	16			10	6	0	0	0
Contest Totals	406			204	190	12	0	0

### Proposition 11 – State of Texas

Vote For 1

	TOTAL	VOTE %		Election Day	Early Voting	Ballots By Mail	Provisional	Limited Ballot
For	262	68.95%	<div><div></div></div>	127	128	7	0	0
Against	118	31.05%	<div><div></div></div>	63	50	5	0	0
Total Votes Cast	380	100.00%	<div><div></div></div>	190	178	12	0	0
Overvotes	0			0	0	0	0	0
Undervotes	26			14	12	0	0	0
Contest Totals	406			204	190	12	0	0

### Proposition 12 – State of Texas

Vote For 1

	TOTAL	VOTE %		Election Day	Early Voting	Ballots By Mail	Provisional	Limited Ballot
For	171	47.50%	<div><div></div></div>	85	79	7	0	0
Against	189	52.50%	<div><div></div></div>	93	91	5	0	0
Total Votes Cast	360	100.00%	<div><div></div></div>	178	170	12	0	0
Overvotes	0			0	0	0	0	0
Undervotes	46			26	20	0	0	0
Contest Totals	406			204	190	12	0	0

## PCT 139

### Proposition 13 – State of Texas

Vote For 1

	TOTAL	VOTE %		Election Day	Early Voting	Ballots By Mail	Provisional	Limited Ballot
For	122	31.61%	<div><div></div></div>	61	60	1	0	0
Against	264	68.39%	<div><div></div></div>	133	120	11	0	0
Total Votes Cast	386	100.00%	<div><div></div></div>	194	180	12	0	0
Overvotes	0			0	0	0	0	0
Undervotes	20			10	10	0	0	0
Contest Totals	406			204	190	12	0	0

### Proposition 14 – State of Texas

Vote For 1

	TOTAL	VOTE %		Election Day	Early Voting	Ballots By Mail	Provisional	Limited Ballot
For	314	79.90%	<div><div></div></div>	150	155	9	0	0
Against	79	20.10%	<div><div></div></div>	45	31	3	0	0
Total Votes Cast	393	100.00%	<div><div></div></div>	195	186	12	0	0
Overvotes	0			0	0	0	0	0
Undervotes	13			9	4	0	0	0
Contest Totals	406			204	190	12	0	0

### Proposition A – Collin County

Vote For 1

	TOTAL	VOTE %		Election Day	Early Voting	Ballots By Mail	Provisional	Limited Ballot
For	216	55.53%	<div><div></div></div>	103	108	5	0	0
Against	173	44.47%	<div><div></div></div>	92	74	7	0	0
Total Votes Cast	389	100.00%	<div><div></div></div>	195	182	12	0	0
Overvotes	0			0	0	0	0	0
Undervotes	17			9	8	0	0	0
Contest Totals	406			204	190	12	0	0

### Proposition B – Collin County

Vote For 1

	TOTAL	VOTE %		Election Day	Early Voting	Ballots By Mail	Provisional	Limited Ballot
For	271	68.61%	<div><div></div></div>	125	140	6	0	0
Against	124	31.39%	<div><div></div></div>	73	45	6	0	0
Total Votes Cast	395	100.00%	<div><div></div></div>	198	185	12	0	0
Overvotes	0			0	0	0	0	0
Undervotes	11			6	5	0	0	0
Contest Totals	406			204	190	12	0	0

## PCT 139

### Proposition C – Collin County

Vote For 1

	TOTAL	VOTE %		Election Day	Early Voting	Ballots By Mail	Provisional	Limited Ballot
For	229	58.87%	<div><div></div></div>	103	121	5	0	0
Against	160	41.13%	<div><div></div></div>	92	61	7	0	0
Total Votes Cast	389	100.00%	<div><div></div></div>	195	182	12	0	0
Overvotes	0			0	0	0	0	0
Undervotes	17			9	8	0	0	0
Contest Totals	406			204	190	12	0	0

### Proposition D – Collin County

Vote For 1

	TOTAL	VOTE %		Election Day	Early Voting	Ballots By Mail	Provisional	Limited Ballot
For	276	69.52%	<div><div></div></div>	136	133	7	0	0
Against	121	30.48%	<div><div></div></div>	62	54	5	0	0
Total Votes Cast	397	100.00%	<div><div></div></div>	198	187	12	0	0
Overvotes	0			0	0	0	0	0
Undervotes	9			6	3	0	0	0
Contest Totals	406			204	190	12	0	0

### Proposition E – Collin County

Vote For 1

	TOTAL	VOTE %		Election Day	Early Voting	Ballots By Mail	Provisional	Limited Ballot
For	301	76.20%	<div><div></div></div>	143	149	9	0	0
Against	94	23.80%	<div><div></div></div>	56	35	3	0	0
Total Votes Cast	395	100.00%	<div><div></div></div>	199	184	12	0	0
Overvotes	0			0	0	0	0	0
Undervotes	11			5	6	0	0	0
Contest Totals	406			204	190	12	0	0

## PCT 140

### Proposition 1 – State of Texas

Vote For 1

	TOTAL	VOTE %		Election Day	Early Voting	Ballots By Mail	Provision al	Limited Ballot
For	536	73.73%	<div><div></div></div>	273	247	16	0	0
Against	191	26.27%	<div><div></div></div>	83	101	7	0	0
Total Votes Cast	727	100.00%	<div><div></div></div>	356	348	23	0	0
Overvotes	0			0	0	0	0	0
Undervotes	13			8	4	1	0	0
Contest Totals	740			364	352	24	0	0

### Proposition 2 – State of Texas

Vote For 1

	TOTAL	VOTE %		Election Day	Early Voting	Ballots By Mail	Provision al	Limited Ballot
For	427	60.57%	<div><div></div></div>	203	207	17	0	0
Against	278	39.43%	<div><div></div></div>	141	131	6	0	0
Total Votes Cast	705	100.00%	<div><div></div></div>	344	338	23	0	0
Overvotes	0			0	0	0	0	0
Undervotes	35			20	14	1	0	0
Contest Totals	740			364	352	24	0	0

### Proposition 3 – State of Texas

Vote For 1

	TOTAL	VOTE %		Election Day	Early Voting	Ballots By Mail	Provision al	Limited Ballot
For	499	69.99%	<div><div></div></div>	243	242	14	0	0
Against	214	30.01%	<div><div></div></div>	109	96	9	0	0
Total Votes Cast	713	100.00%	<div><div></div></div>	352	338	23	0	0
Overvotes	0			0	0	0	0	0
Undervotes	27			12	14	1	0	0
Contest Totals	740			364	352	24	0	0

### Proposition 4 – State of Texas

Vote For 1

	TOTAL	VOTE %		Election Day	Early Voting	Ballots By Mail	Provision al	Limited Ballot
For	581	80.58%	<div><div></div></div>	295	267	19	0	0
Against	140	19.42%	<div><div></div></div>	62	74	4	0	0
Total Votes Cast	721	100.00%	<div><div></div></div>	357	341	23	0	0
Overvotes	0			0	0	0	0	0
Undervotes	19			7	11	1	0	0
Contest Totals	740			364	352	24	0	0

## PCT 140

### Proposition 5 – State of Texas

Vote For 1

	TOTAL	VOTE %		Election Day	Early Voting	Ballots By Mail	Provisional	Limited Ballot
For	435	61.27%	<div><div></div></div>	201	219	15	0	0
Against	275	38.73%	<div><div></div></div>	144	123	8	0	0
Total Votes Cast	710	100.00%	<div><div></div></div>	345	342	23	0	0
Overvotes	0			0	0	0	0	0
Undervotes	30			19	10	1	0	0
Contest Totals	740			364	352	24	0	0

### Proposition 6 – State of Texas

Vote For 1

	TOTAL	VOTE %		Election Day	Early Voting	Ballots By Mail	Provisional	Limited Ballot
For	562	78.16%	<div><div></div></div>	268	274	20	0	0
Against	157	21.84%	<div><div></div></div>	83	71	3	0	0
Total Votes Cast	719	100.00%	<div><div></div></div>	351	345	23	0	0
Overvotes	0			0	0	0	0	0
Undervotes	21			13	7	1	0	0
Contest Totals	740			364	352	24	0	0

### Proposition 7 – State of Texas

Vote For 1

	TOTAL	VOTE %		Election Day	Early Voting	Ballots By Mail	Provisional	Limited Ballot
For	461	64.12%	<div><div></div></div>	220	225	16	0	0
Against	258	35.88%	<div><div></div></div>	131	120	7	0	0
Total Votes Cast	719	100.00%	<div><div></div></div>	351	345	23	0	0
Overvotes	0			0	0	0	0	0
Undervotes	21			13	7	1	0	0
Contest Totals	740			364	352	24	0	0

### Proposition 8 – State of Texas

Vote For 1

	TOTAL	VOTE %		Election Day	Early Voting	Ballots By Mail	Provisional	Limited Ballot
For	475	66.71%	<div><div></div></div>	226	237	12	0	0
Against	237	33.29%	<div><div></div></div>	121	105	11	0	0
Total Votes Cast	712	100.00%	<div><div></div></div>	347	342	23	0	0
Overvotes	0			0	0	0	0	0
Undervotes	28			17	10	1	0	0
Contest Totals	740			364	352	24	0	0



## PCT 140

### Proposition 9 – State of Texas

Vote For 1

	TOTAL	VOTE %		Election Day	Early Voting	Ballots By Mail	Provisional	Limited Ballot
For	549	75.41%	<div><div></div></div>	267	268	14	0	0
Against	179	24.59%	<div><div></div></div>	92	78	9	0	0
Total Votes Cast	728	100.00%	<div><div></div></div>	359	346	23	0	0
Overvotes	0			0	0	0	0	0
Undervotes	12			5	6	1	0	0
Contest Totals	740			364	352	24	0	0

### Proposition 10 – State of Texas

Vote For 1

	TOTAL	VOTE %		Election Day	Early Voting	Ballots By Mail	Provisional	Limited Ballot
For	335	47.45%	<div><div></div></div>	150	171	14	0	0
Against	371	52.55%	<div><div></div></div>	197	165	9	0	0
Total Votes Cast	706	100.00%	<div><div></div></div>	347	336	23	0	0
Overvotes	0			0	0	0	0	0
Undervotes	34			17	16	1	0	0
Contest Totals	740			364	352	24	0	0

### Proposition 11 – State of Texas

Vote For 1

	TOTAL	VOTE %		Election Day	Early Voting	Ballots By Mail	Provisional	Limited Ballot
For	414	61.98%	<div><div></div></div>	184	216	14	0	0
Against	254	38.02%	<div><div></div></div>	138	106	10	0	0
Total Votes Cast	668	100.00%	<div><div></div></div>	322	322	24	0	0
Overvotes	0			0	0	0	0	0
Undervotes	72			42	30	0	0	0
Contest Totals	740			364	352	24	0	0

### Proposition 12 – State of Texas

Vote For 1

	TOTAL	VOTE %		Election Day	Early Voting	Ballots By Mail	Provisional	Limited Ballot
For	386	60.12%	<div><div></div></div>	191	180	15	0	0
Against	256	39.88%	<div><div></div></div>	115	132	9	0	0
Total Votes Cast	642	100.00%	<div><div></div></div>	306	312	24	0	0
Overvotes	0			0	0	0	0	0
Undervotes	98			58	40	0	0	0
Contest Totals	740			364	352	24	0	0

## PCT 140

### Proposition 13 – State of Texas

Vote For 1

	TOTAL	VOTE %		Election Day	Early Voting	Ballots By Mail	Provisional	Limited Ballot
For	245	34.60%	<div><div></div></div>	109	126	10	0	0
Against	463	65.40%	<div><div></div></div>	235	214	14	0	0
Total Votes Cast	708	100.00%	<div><div></div></div>	344	340	24	0	0
Overvotes	0			0	0	0	0	0
Undervotes	32			20	12	0	0	0
Contest Totals	740			364	352	24	0	0

### Proposition 14 – State of Texas

Vote For 1

	TOTAL	VOTE %		Election Day	Early Voting	Ballots By Mail	Provisional	Limited Ballot
For	527	73.81%	<div><div></div></div>	255	255	17	0	0
Against	187	26.19%	<div><div></div></div>	95	85	7	0	0
Total Votes Cast	714	100.00%	<div><div></div></div>	350	340	24	0	0
Overvotes	0			0	0	0	0	0
Undervotes	26			14	12	0	0	0
Contest Totals	740			364	352	24	0	0

### Proposition A – Collin County

Vote For 1

	TOTAL	VOTE %		Election Day	Early Voting	Ballots By Mail	Provisional	Limited Ballot
For	358	50.64%	<div><div></div></div>	163	183	12	0	0
Against	349	49.36%	<div><div></div></div>	184	153	12	0	0
Total Votes Cast	707	100.00%	<div><div></div></div>	347	336	24	0	0
Overvotes	0			0	0	0	0	0
Undervotes	33			17	16	0	0	0
Contest Totals	740			364	352	24	0	0

### Proposition B – Collin County

Vote For 1

	TOTAL	VOTE %		Election Day	Early Voting	Ballots By Mail	Provisional	Limited Ballot
For	476	66.20%	<div><div></div></div>	216	247	13	0	0
Against	243	33.80%	<div><div></div></div>	135	97	11	0	0
Total Votes Cast	719	100.00%	<div><div></div></div>	351	344	24	0	0
Overvotes	0			0	0	0	0	0
Undervotes	21			13	8	0	0	0
Contest Totals	740			364	352	24	0	0

## PCT 140

### Proposition C – Collin County

Vote For 1

	TOTAL	VOTE %		Election Day	Early Voting	Ballots By Mail	Provision al	Limited Ballot
For	360	51.58%	<div><div></div></div>	167	179	14	0	0
Against	338	48.42%	<div><div></div></div>	175	153	10	0	0
Total Votes Cast	698	100.00%	<div><div></div></div>	342	332	24	0	0
Overvotes	0			0	0	0	0	0
Undervotes	42			22	20	0	0	0
Contest Totals	740			364	352	24	0	0

### Proposition D – Collin County

Vote For 1

	TOTAL	VOTE %		Election Day	Early Voting	Ballots By Mail	Provision al	Limited Ballot
For	435	61.44%	<div><div></div></div>	207	213	15	0	0
Against	273	38.56%	<div><div></div></div>	137	127	9	0	0
Total Votes Cast	708	100.00%	<div><div></div></div>	344	340	24	0	0
Overvotes	0			0	0	0	0	0
Undervotes	32			20	12	0	0	0
Contest Totals	740			364	352	24	0	0

### Proposition E – Collin County

Vote For 1

	TOTAL	VOTE %		Election Day	Early Voting	Ballots By Mail	Provision al	Limited Ballot
For	519	72.59%	<div><div></div></div>	250	257	12	0	0
Against	196	27.41%	<div><div></div></div>	100	84	12	0	0
Total Votes Cast	715	100.00%	<div><div></div></div>	350	341	24	0	0
Overvotes	0			0	0	0	0	0
Undervotes	25			14	11	0	0	0
Contest Totals	740			364	352	24	0	0

## PCT 141

### Proposition 1 – State of Texas

Vote For 1

	TOTAL	VOTE %		Election Day	Early Voting	Ballots By Mail	Provisional	Limited Ballot
For	450	70.87%	<div><div></div></div>	249	194	6	1	0
Against	185	29.13%	<div><div></div></div>	93	90	2	0	0
Total Votes Cast	635	100.00%	<div><div></div></div>	342	284	8	1	0
Overvotes	0			0	0	0	0	0
Undervotes	14			2	11	1	0	0
Contest Totals	649			344	295	9	1	0

### Proposition 2 – State of Texas

Vote For 1

	TOTAL	VOTE %		Election Day	Early Voting	Ballots By Mail	Provisional	Limited Ballot
For	408	65.18%	<div><div></div></div>	208	198	2	0	0
Against	218	34.82%	<div><div></div></div>	126	86	5	1	0
Total Votes Cast	626	100.00%	<div><div></div></div>	334	284	7	1	0
Overvotes	0			0	0	0	0	0
Undervotes	23			10	11	2	0	0
Contest Totals	649			344	295	9	1	0

### Proposition 3 – State of Texas

Vote For 1

	TOTAL	VOTE %		Election Day	Early Voting	Ballots By Mail	Provisional	Limited Ballot
For	422	66.88%	<div><div></div></div>	221	197	4	0	0
Against	209	33.12%	<div><div></div></div>	111	92	5	1	0
Total Votes Cast	631	100.00%	<div><div></div></div>	332	289	9	1	0
Overvotes	0			0	0	0	0	0
Undervotes	18			12	6	0	0	0
Contest Totals	649			344	295	9	1	0

### Proposition 4 – State of Texas

Vote For 1

	TOTAL	VOTE %		Election Day	Early Voting	Ballots By Mail	Provisional	Limited Ballot
For	542	85.62%	<div><div></div></div>	284	250	7	1	0
Against	91	14.38%	<div><div></div></div>	51	40	0	0	0
Total Votes Cast	633	100.00%	<div><div></div></div>	335	290	7	1	0
Overvotes	0			0	0	0	0	0
Undervotes	16			9	5	2	0	0
Contest Totals	649			344	295	9	1	0

## PCT 141

### Proposition 5 – State of Texas

Vote For 1

	TOTAL	VOTE %		Election Day	Early Voting	Ballots By Mail	Provisional	Limited Ballot
For	402	63.71%	<div><div></div></div>	210	184	7	1	0
Against	229	36.29%	<div><div></div></div>	124	105	0	0	0
Total Votes Cast	631	100.00%	<div><div></div></div>	334	289	7	1	0
Overvotes	0			0	0	0	0	0
Undervotes	18			10	6	2	0	0
Contest Totals	649			344	295	9	1	0

### Proposition 6 – State of Texas

Vote For 1

	TOTAL	VOTE %		Election Day	Early Voting	Ballots By Mail	Provisional	Limited Ballot
For	523	82.49%	<div><div></div></div>	275	240	7	1	0
Against	111	17.51%	<div><div></div></div>	62	49	0	0	0
Total Votes Cast	634	100.00%	<div><div></div></div>	337	289	7	1	0
Overvotes	0			0	0	0	0	0
Undervotes	15			7	6	2	0	0
Contest Totals	649			344	295	9	1	0

### Proposition 7 – State of Texas

Vote For 1

	TOTAL	VOTE %		Election Day	Early Voting	Ballots By Mail	Provisional	Limited Ballot
For	404	63.12%	<div><div></div></div>	219	180	5	0	0
Against	236	36.88%	<div><div></div></div>	119	112	4	1	0
Total Votes Cast	640	100.00%	<div><div></div></div>	338	292	9	1	0
Overvotes	0			0	0	0	0	0
Undervotes	9			6	3	0	0	0
Contest Totals	649			344	295	9	1	0

### Proposition 8 – State of Texas

Vote For 1

	TOTAL	VOTE %		Election Day	Early Voting	Ballots By Mail	Provisional	Limited Ballot
For	452	71.63%	<div><div></div></div>	241	206	5	0	0
Against	179	28.37%	<div><div></div></div>	92	84	2	1	0
Total Votes Cast	631	100.00%	<div><div></div></div>	333	290	7	1	0
Overvotes	0			0	0	0	0	0
Undervotes	18			11	5	2	0	0
Contest Totals	649			344	295	9	1	0

## PCT 141

### Proposition 9 – State of Texas

Vote For 1

	TOTAL	VOTE %		Election Day	Early Voting	Ballots By Mail	Provision al	Limited Ballot
For	547	85.20%	<div><div></div></div>	285	253	8	1	0
Against	95	14.80%	<div><div></div></div>	55	39	1	0	0
Total Votes Cast	642	100.00%	<div><div></div></div>	340	292	9	1	0
Overvotes	0			0	0	0	0	0
Undervotes	7			4	3	0	0	0
Contest Totals	649			344	295	9	1	0

### Proposition 10 – State of Texas

Vote For 1

	TOTAL	VOTE %		Election Day	Early Voting	Ballots By Mail	Provision al	Limited Ballot
For	330	52.38%	<div><div></div></div>	176	152	2	0	0
Against	300	47.62%	<div><div></div></div>	158	136	5	1	0
Total Votes Cast	630	100.00%	<div><div></div></div>	334	288	7	1	0
Overvotes	0			0	0	0	0	0
Undervotes	19			10	7	2	0	0
Contest Totals	649			344	295	9	1	0

### Proposition 11 – State of Texas

Vote For 1

	TOTAL	VOTE %		Election Day	Early Voting	Ballots By Mail	Provision al	Limited Ballot
For	422	69.87%	<div><div></div></div>	218	198	5	1	0
Against	182	30.13%	<div><div></div></div>	98	82	2	0	0
Total Votes Cast	604	100.00%	<div><div></div></div>	316	280	7	1	0
Overvotes	0			0	0	0	0	0
Undervotes	45			28	15	2	0	0
Contest Totals	649			344	295	9	1	0

### Proposition 12 – State of Texas

Vote For 1

	TOTAL	VOTE %		Election Day	Early Voting	Ballots By Mail	Provision al	Limited Ballot
For	327	57.07%	<div><div></div></div>	167	156	4	0	0
Against	246	42.93%	<div><div></div></div>	130	112	3	1	0
Total Votes Cast	573	100.00%	<div><div></div></div>	297	268	7	1	0
Overvotes	0			0	0	0	0	0
Undervotes	76			47	27	2	0	0
Contest Totals	649			344	295	9	1	0

## PCT 141

### Proposition 13 – State of Texas

Vote For 1

	TOTAL	VOTE %		Election Day	Early Voting	Ballots By Mail	Provisional	Limited Ballot
For	213	33.70%	<div><div></div></div>	114	99	0	0	0
Against	419	66.30%	<div><div></div></div>	221	190	7	1	0
Total Votes Cast	632	100.00%	<div><div></div></div>	335	289	7	1	0
Overvotes	0			0	0	0	0	0
Undervotes	17			9	6	2	0	0
Contest Totals	649			344	295	9	1	0

### Proposition 14 – State of Texas

Vote For 1

	TOTAL	VOTE %		Election Day	Early Voting	Ballots By Mail	Provisional	Limited Ballot
For	508	79.75%	<div><div></div></div>	269	231	7	1	0
Against	129	20.25%	<div><div></div></div>	69	60	0	0	0
Total Votes Cast	637	100.00%	<div><div></div></div>	338	291	7	1	0
Overvotes	0			0	0	0	0	0
Undervotes	12			6	4	2	0	0
Contest Totals	649			344	295	9	1	0

### Proposition A – Collin County

Vote For 1

	TOTAL	VOTE %		Election Day	Early Voting	Ballots By Mail	Provisional	Limited Ballot
For	348	55.33%	<div><div></div></div>	173	168	6	1	0
Against	281	44.67%	<div><div></div></div>	160	118	3	0	0
Total Votes Cast	629	100.00%	<div><div></div></div>	333	286	9	1	0
Overvotes	0			0	0	0	0	0
Undervotes	20			11	9	0	0	0
Contest Totals	649			344	295	9	1	0

### Proposition B – Collin County

Vote For 1

	TOTAL	VOTE %		Election Day	Early Voting	Ballots By Mail	Provisional	Limited Ballot
For	428	66.98%	<div><div></div></div>	217	205	5	1	0
Against	211	33.02%	<div><div></div></div>	121	87	3	0	0
Total Votes Cast	639	100.00%	<div><div></div></div>	338	292	8	1	0
Overvotes	0			0	0	0	0	0
Undervotes	10			6	3	1	0	0
Contest Totals	649			344	295	9	1	0

## PCT 141

### Proposition C – Collin County

Vote For 1

	TOTAL	VOTE %		Election Day	Early Voting	Ballots By Mail	Provisional	Limited Ballot
For	365	57.84%	<div><div></div></div>	185	175	4	1	0
Against	266	42.16%	<div><div></div></div>	149	114	3	0	0
Total Votes Cast	631	100.00%	<div><div></div></div>	334	289	7	1	0
Overvotes	0			0	0	0	0	0
Undervotes	18			10	6	2	0	0
Contest Totals	649			344	295	9	1	0

### Proposition D – Collin County

Vote For 1

	TOTAL	VOTE %		Election Day	Early Voting	Ballots By Mail	Provisional	Limited Ballot
For	427	67.14%	<div><div></div></div>	226	194	6	1	0
Against	209	32.86%	<div><div></div></div>	110	96	3	0	0
Total Votes Cast	636	100.00%	<div><div></div></div>	336	290	9	1	0
Overvotes	0			0	0	0	0	0
Undervotes	13			8	5	0	0	0
Contest Totals	649			344	295	9	1	0

### Proposition E – Collin County

Vote For 1

	TOTAL	VOTE %		Election Day	Early Voting	Ballots By Mail	Provisional	Limited Ballot
For	463	72.68%	<div><div></div></div>	239	216	7	1	0
Against	174	27.32%	<div><div></div></div>	97	75	2	0	0
Total Votes Cast	637	100.00%	<div><div></div></div>	336	291	9	1	0
Overvotes	0			0	0	0	0	0
Undervotes	12			8	4	0	0	0
Contest Totals	649			344	295	9	1	0



## PCT 142

### Proposition 1 – State of Texas

Vote For 1

	TOTAL	VOTE %		Election Day	Early Voting	Ballots By Mail	Provision al	Limited Ballot
For	322	69.85%	<div><div></div></div>	166	149	7	0	0
Against	139	30.15%	<div><div></div></div>	72	65	2	0	0
Total Votes Cast	461	100.00%	<div><div></div></div>	238	214	9	0	0
Overvotes	0			0	0	0	0	0
Undervotes	9			2	6	1	0	0
Contest Totals	470			240	220	10	0	0

### Proposition 2 – State of Texas

Vote For 1

	TOTAL	VOTE %		Election Day	Early Voting	Ballots By Mail	Provision al	Limited Ballot
For	314	68.86%	<div><div></div></div>	161	145	8	0	0
Against	142	31.14%	<div><div></div></div>	74	66	2	0	0
Total Votes Cast	456	100.00%	<div><div></div></div>	235	211	10	0	0
Overvotes	0			0	0	0	0	0
Undervotes	14			5	9	0	0	0
Contest Totals	470			240	220	10	0	0

### Proposition 3 – State of Texas

Vote For 1

	TOTAL	VOTE %		Election Day	Early Voting	Ballots By Mail	Provision al	Limited Ballot
For	296	64.63%	<div><div></div></div>	152	139	5	0	0
Against	162	35.37%	<div><div></div></div>	83	74	5	0	0
Total Votes Cast	458	100.00%	<div><div></div></div>	235	213	10	0	0
Overvotes	0			0	0	0	0	0
Undervotes	12			5	7	0	0	0
Contest Totals	470			240	220	10	0	0

### Proposition 4 – State of Texas

Vote For 1

	TOTAL	VOTE %		Election Day	Early Voting	Ballots By Mail	Provision al	Limited Ballot
For	391	84.09%	<div><div></div></div>	194	190	7	0	0
Against	74	15.91%	<div><div></div></div>	45	26	3	0	0
Total Votes Cast	465	100.00%	<div><div></div></div>	239	216	10	0	0
Overvotes	0			0	0	0	0	0
Undervotes	5			1	4	0	0	0
Contest Totals	470			240	220	10	0	0

## PCT 142

### Proposition 5 – State of Texas

Vote For 1

	TOTAL	VOTE %		Election Day	Early Voting	Ballots By Mail	Provisional	Limited Ballot
For	335	73.30%	<div><div></div></div>	168	159	8	0	0
Against	122	26.70%	<div><div></div></div>	65	55	2	0	0
Total Votes Cast	457	100.00%	<div><div></div></div>	233	214	10	0	0
Overvotes	0			0	0	0	0	0
Undervotes	13			7	6	0	0	0
Contest Totals	470			240	220	10	0	0

### Proposition 6 – State of Texas

Vote For 1

	TOTAL	VOTE %		Election Day	Early Voting	Ballots By Mail	Provisional	Limited Ballot
For	407	87.53%	<div><div></div></div>	203	195	9	0	0
Against	58	12.47%	<div><div></div></div>	34	23	1	0	0
Total Votes Cast	465	100.00%	<div><div></div></div>	237	218	10	0	0
Overvotes	0			0	0	0	0	0
Undervotes	5			3	2	0	0	0
Contest Totals	470			240	220	10	0	0

### Proposition 7 – State of Texas

Vote For 1

	TOTAL	VOTE %		Election Day	Early Voting	Ballots By Mail	Provisional	Limited Ballot
For	286	61.64%	<div><div></div></div>	146	136	4	0	0
Against	178	38.36%	<div><div></div></div>	92	81	5	0	0
Total Votes Cast	464	100.00%	<div><div></div></div>	238	217	9	0	0
Overvotes	0			0	0	0	0	0
Undervotes	6			2	3	1	0	0
Contest Totals	470			240	220	10	0	0

### Proposition 8 – State of Texas

Vote For 1

	TOTAL	VOTE %		Election Day	Early Voting	Ballots By Mail	Provisional	Limited Ballot
For	358	77.66%	<div><div></div></div>	185	164	9	0	0
Against	103	22.34%	<div><div></div></div>	51	51	1	0	0
Total Votes Cast	461	100.00%	<div><div></div></div>	236	215	10	0	0
Overvotes	0			0	0	0	0	0
Undervotes	9			4	5	0	0	0
Contest Totals	470			240	220	10	0	0

## PCT 142

### Proposition 9 – State of Texas

Vote For 1

	TOTAL	VOTE %		Election Day	Early Voting	Ballots By Mail	Provision al	Limited Ballot
For	403	86.67%	<div><div></div></div>	204	190	9	0	0
Against	62	13.33%	<div><div></div></div>	34	27	1	0	0
Total Votes Cast	465	100.00%	<div><div></div></div>	238	217	10	0	0
Overvotes	0			0	0	0	0	0
Undervotes	5			2	3	0	0	0
Contest Totals	470			240	220	10	0	0

### Proposition 10 – State of Texas

Vote For 1

	TOTAL	VOTE %		Election Day	Early Voting	Ballots By Mail	Provision al	Limited Ballot
For	234	51.77%	<div><div></div></div>	116	114	4	0	0
Against	218	48.23%	<div><div></div></div>	114	98	6	0	0
Total Votes Cast	452	100.00%	<div><div></div></div>	230	212	10	0	0
Overvotes	0			0	0	0	0	0
Undervotes	18			10	8	0	0	0
Contest Totals	470			240	220	10	0	0

### Proposition 11 – State of Texas

Vote For 1

	TOTAL	VOTE %		Election Day	Early Voting	Ballots By Mail	Provision al	Limited Ballot
For	308	71.30%	<div><div></div></div>	150	149	9	0	0
Against	124	28.70%	<div><div></div></div>	69	54	1	0	0
Total Votes Cast	432	100.00%	<div><div></div></div>	219	203	10	0	0
Overvotes	0			0	0	0	0	0
Undervotes	38			21	17	0	0	0
Contest Totals	470			240	220	10	0	0

### Proposition 12 – State of Texas




Vote For 1

	TOTAL	VOTE %		Election Day	Early Voting	Ballots By Mail	Provision al	Limited Ballot
For	228	54.94%	<div><div></div></div>	101	122	5	0	0
Against	187	45.06%	<div><div></div></div>	106	78	3	0	0
Total Votes Cast	415	100.00%	<div><div></div></div>	207	200	8	0	0
Overvotes	0			0	0	0	0	0
Undervotes	55			33	20	2	0	0
Contest Totals	470			240	220	10	0	0

## PCT 142




### Proposition 13 – State of Texas

Vote For 1

	TOTAL	VOTE %		Election Day	Early Voting	Ballots By Mail	Provisional	Limited Ballot
For	176	38.77%		91	84	1	0	0
Against	278	61.23%		144	125	9	0	0
Total Votes Cast	454	100.00%		235	209	10	0	0
Overvotes	0			0	0	0	0	0
Undervotes	16			5	11	0	0	0
Contest Totals	470			240	220	10	0	0




### Proposition 14 – State of Texas

Vote For 1

	TOTAL	VOTE %		Election Day	Early Voting	Ballots By Mail	Provisional	Limited Ballot
For	375	82.24%		191	176	8	0	0
Against	81	17.76%		44	35	2	0	0
Total Votes Cast	456	100.00%		235	211	10	0	0
Overvotes	0			0	0	0	0	0
Undervotes	14			5	9	0	0	0
Contest Totals	470			240	220	10	0	0




### Proposition A – Collin County

Vote For 1

	TOTAL	VOTE %		Election Day	Early Voting	Ballots By Mail	Provisional	Limited Ballot
For	279	61.59%		138	133	8	0	0
Against	174	38.41%		96	76	2	0	0
Total Votes Cast	453	100.00%		234	209	10	0	0
Overvotes	0			0	0	0	0	0
Undervotes	17			6	11	0	0	0
Contest Totals	470			240	220	10	0	0

### Proposition B – Collin County

Vote For 1

	TOTAL	VOTE %		Election Day	Early Voting	Ballots By Mail	Provisional	Limited Ballot
For	330	72.37%		167	154	9	0	0
Against	126	27.63%		69	56	1	0	0
Total Votes Cast	456	100.00%		236	210	10	0	0
Overvotes	0			0	0	0	0	0
Undervotes	14			4	10	0	0	0
Contest Totals	470			240	220	10	0	0

## PCT 142

### Proposition C – Collin County

Vote For 1

	TOTAL	VOTE %		Election Day	Early Voting	Ballots By Mail	Provisional	Limited Ballot
For	289	64.65%	<div><div></div></div>	139	142	8	0	0
Against	158	35.35%	<div><div></div></div>	92	64	2	0	0
Total Votes Cast	447	100.00%	<div><div></div></div>	231	206	10	0	0
Overvotes	0			0	0	0	0	0
Undervotes	23			9	14	0	0	0
Contest Totals	470			240	220	10	0	0

### Proposition D – Collin County

Vote For 1

	TOTAL	VOTE %		Election Day	Early Voting	Ballots By Mail	Provisional	Limited Ballot
For	316	70.22%	<div><div></div></div>	165	143	8	0	0
Against	134	29.78%	<div><div></div></div>	67	65	2	0	0
Total Votes Cast	450	100.00%	<div><div></div></div>	232	208	10	0	0
Overvotes	0			0	0	0	0	0
Undervotes	20			8	12	0	0	0
Contest Totals	470			240	220	10	0	0

### Proposition E – Collin County

Vote For 1

	TOTAL	VOTE %		Election Day	Early Voting	Ballots By Mail	Provisional	Limited Ballot
For	356	78.76%	<div><div></div></div>	179	167	10	0	0
Against	96	21.24%	<div><div></div></div>	54	42	0	0	0
Total Votes Cast	452	100.00%	<div><div></div></div>	233	209	10	0	0
Overvotes	0			0	0	0	0	0
Undervotes	18			7	11	0	0	0
Contest Totals	470			240	220	10	0	0

## PCT 143

### Proposition 1 – State of Texas

Vote For 1

	TOTAL	VOTE %		Election Day	Early Voting	Ballots By Mail	Provisional	Limited Ballot
For	230	72.10%	<div><div></div></div>	130	94	6	0	0
Against	89	27.90%	<div><div></div></div>	46	41	2	0	0
Total Votes Cast	319	100.00%	<div><div></div></div>	176	135	8	0	0
Overvotes	0			0	0	0	0	0
Undervotes	9			5	4	0	0	0
Contest Totals	328			181	139	8	0	0

### Proposition 2 – State of Texas

Vote For 1

	TOTAL	VOTE %		Election Day	Early Voting	Ballots By Mail	Provisional	Limited Ballot
For	198	64.29%	<div><div></div></div>	105	88	5	0	0
Against	110	35.71%	<div><div></div></div>	63	44	3	0	0
Total Votes Cast	308	100.00%	<div><div></div></div>	168	132	8	0	0
Overvotes	0			0	0	0	0	0
Undervotes	20			13	7	0	0	0
Contest Totals	328			181	139	8	0	0

### Proposition 3 – State of Texas

Vote For 1

	TOTAL	VOTE %		Election Day	Early Voting	Ballots By Mail	Provisional	Limited Ballot
For	232	74.60%	<div><div></div></div>	126	100	6	0	0
Against	79	25.40%	<div><div></div></div>	44	34	1	0	0
Total Votes Cast	311	100.00%	<div><div></div></div>	170	134	7	0	0
Overvotes	0			0	0	0	0	0
Undervotes	17			11	5	1	0	0
Contest Totals	328			181	139	8	0	0

### Proposition 4 – State of Texas

Vote For 1

	TOTAL	VOTE %		Election Day	Early Voting	Ballots By Mail	Provisional	Limited Ballot
For	270	86.82%	<div><div></div></div>	146	119	5	0	0
Against	41	13.18%	<div><div></div></div>	25	14	2	0	0
Total Votes Cast	311	100.00%	<div><div></div></div>	171	133	7	0	0
Overvotes	0			0	0	0	0	0
Undervotes	17			10	6	1	0	0
Contest Totals	328			181	139	8	0	0

## PCT 143

### Proposition 5 – State of Texas

Vote For 1

	TOTAL	VOTE %		Election Day	Early Voting	Ballots By Mail	Provisional	Limited Ballot
For	211	66.56%	<div><div></div></div>	111	93	7	0	0
Against	106	33.44%	<div><div></div></div>	65	40	1	0	0
Total Votes Cast	317	100.00%	<div><div></div></div>	176	133	8	0	0
Overvotes	0			0	0	0	0	0
Undervotes	11			5	6	0	0	0
Contest Totals	328			181	139	8	0	0

### Proposition 6 – State of Texas

Vote For 1

	TOTAL	VOTE %		Election Day	Early Voting	Ballots By Mail	Provisional	Limited Ballot
For	244	77.22%	<div><div></div></div>	134	102	8	0	0
Against	72	22.78%	<div><div></div></div>	43	29	0	0	0
Total Votes Cast	316	100.00%	<div><div></div></div>	177	131	8	0	0
Overvotes	0			0	0	0	0	0
Undervotes	12			4	8	0	0	0
Contest Totals	328			181	139	8	0	0

### Proposition 7 – State of Texas

Vote For 1

	TOTAL	VOTE %		Election Day	Early Voting	Ballots By Mail	Provisional	Limited Ballot
For	209	65.11%	<div><div></div></div>	115	87	7	0	0
Against	112	34.89%	<div><div></div></div>	63	48	1	0	0
Total Votes Cast	321	100.00%	<div><div></div></div>	178	135	8	0	0
Overvotes	0			0	0	0	0	0
Undervotes	7			3	4	0	0	0
Contest Totals	328			181	139	8	0	0

### Proposition 8 – State of Texas

Vote For 1

	TOTAL	VOTE %		Election Day	Early Voting	Ballots By Mail	Provisional	Limited Ballot
For	232	72.73%	<div><div></div></div>	124	101	7	0	0
Against	87	27.27%	<div><div></div></div>	51	36	0	0	0
Total Votes Cast	319	100.00%	<div><div></div></div>	175	137	7	0	0
Overvotes	0			0	0	0	0	0
Undervotes	9			6	2	1	0	0
Contest Totals	328			181	139	8	0	0

## PCT 143

### Proposition 9 – State of Texas

Vote For 1

	TOTAL	VOTE %		Election Day	Early Voting	Ballots By Mail	Provisional	Limited Ballot
For	250	77.16%	<div><div></div></div>	140	103	7	0	0
Against	74	22.84%	<div><div></div></div>	39	34	1	0	0
Total Votes Cast	324	100.00%	<div><div></div></div>	179	137	8	0	0
Overvotes	0			0	0	0	0	0
Undervotes	4			2	2	0	0	0
Contest Totals	328			181	139	8	0	0

### Proposition 10 – State of Texas

Vote For 1

	TOTAL	VOTE %		Election Day	Early Voting	Ballots By Mail	Provisional	Limited Ballot
For	164	52.90%	<div><div></div></div>	89	67	8	0	0
Against	146	47.10%	<div><div></div></div>	81	65	0	0	0
Total Votes Cast	310	100.00%	<div><div></div></div>	170	132	8	0	0
Overvotes	0			0	0	0	0	0
Undervotes	18			11	7	0	0	0
Contest Totals	328			181	139	8	0	0

### Proposition 11 – State of Texas

Vote For 1

	TOTAL	VOTE %		Election Day	Early Voting	Ballots By Mail	Provisional	Limited Ballot
For	202	67.33%	<div><div></div></div>	119	77	6	0	0
Against	98	32.67%	<div><div></div></div>	48	48	2	0	0
Total Votes Cast	300	100.00%	<div><div></div></div>	167	125	8	0	0
Overvotes	0			0	0	0	0	0
Undervotes	28			14	14	0	0	0
Contest Totals	328			181	139	8	0	0

### Proposition 12 – State of Texas

Vote For 1

	TOTAL	VOTE %		Election Day	Early Voting	Ballots By Mail	Provisional	Limited Ballot
For	161	56.69%	<div><div></div></div>	86	71	4	0	0
Against	123	43.31%	<div><div></div></div>	72	48	3	0	0
Total Votes Cast	284	100.00%	<div><div></div></div>	158	119	7	0	0
Overvotes	0			0	0	0	0	0
Undervotes	44			23	20	1	0	0
Contest Totals	328			181	139	8	0	0



## PCT 143

### Proposition 13 – State of Texas

Vote For 1

	TOTAL	VOTE %		Election Day	Early Voting	Ballots By Mail	Provisional	Limited Ballot
For	132	41.51%	<div><div></div></div>	71	58	3	0	0
Against	186	58.49%	<div><div></div></div>	106	75	5	0	0
Total Votes Cast	318	100.00%	<div><div></div></div>	177	133	8	0	0
Overvotes	0			0	0	0	0	0
Undervotes	10			4	6	0	0	0
Contest Totals	328			181	139	8	0	0

### Proposition 14 – State of Texas

Vote For 1

	TOTAL	VOTE %		Election Day	Early Voting	Ballots By Mail	Provisional	Limited Ballot
For	249	77.81%	<div><div></div></div>	140	101	8	0	0
Against	71	22.19%	<div><div></div></div>	37	34	0	0	0
Total Votes Cast	320	100.00%	<div><div></div></div>	177	135	8	0	0
Overvotes	0			0	0	0	0	0
Undervotes	8			4	4	0	0	0
Contest Totals	328			181	139	8	0	0

### Proposition A – Collin County

Vote For 1

	TOTAL	VOTE %		Election Day	Early Voting	Ballots By Mail	Provisional	Limited Ballot
For	188	60.06%	<div><div></div></div>	96	86	6	0	0
Against	125	39.94%	<div><div></div></div>	76	47	2	0	0
Total Votes Cast	313	100.00%	<div><div></div></div>	172	133	8	0	0
Overvotes	0			0	0	0	0	0
Undervotes	15			9	6	0	0	0
Contest Totals	328			181	139	8	0	0

### Proposition B – Collin County

Vote For 1

	TOTAL	VOTE %		Election Day	Early Voting	Ballots By Mail	Provisional	Limited Ballot
For	224	70.22%	<div><div></div></div>	122	97	5	0	0
Against	95	29.78%	<div><div></div></div>	54	38	3	0	0
Total Votes Cast	319	100.00%	<div><div></div></div>	176	135	8	0	0
Overvotes	0			0	0	0	0	0
Undervotes	9			5	4	0	0	0
Contest Totals	328			181	139	8	0	0

## PCT 143

### Proposition C – Collin County

Vote For 1

	TOTAL	VOTE %		Election Day	Early Voting	Ballots By Mail	Provisional	Limited Ballot
For	192	61.54%	<div><div></div></div>	106	83	3	0	0
Against	120	38.46%	<div><div></div></div>	62	53	5	0	0
Total Votes Cast	312	100.00%	<div><div></div></div>	168	136	8	0	0
Overvotes	0			0	0	0	0	0
Undervotes	16			13	3	0	0	0
Contest Totals	328			181	139	8	0	0

### Proposition D – Collin County

Vote For 1

	TOTAL	VOTE %		Election Day	Early Voting	Ballots By Mail	Provisional	Limited Ballot
For	223	70.57%	<div><div></div></div>	123	97	3	0	0
Against	93	29.43%	<div><div></div></div>	48	40	5	0	0
Total Votes Cast	316	100.00%	<div><div></div></div>	171	137	8	0	0
Overvotes	0			0	0	0	0	0
Undervotes	12			10	2	0	0	0
Contest Totals	328			181	139	8	0	0

### Proposition E – Collin County

Vote For 1

	TOTAL	VOTE %		Election Day	Early Voting	Ballots By Mail	Provisional	Limited Ballot
For	256	79.75%	<div><div></div></div>	139	111	6	0	0
Against	65	20.25%	<div><div></div></div>	38	25	2	0	0
Total Votes Cast	321	100.00%	<div><div></div></div>	177	136	8	0	0
Overvotes	0			0	0	0	0	0
Undervotes	7			4	3	0	0	0
Contest Totals	328			181	139	8	0	0

## PCT 144

### Proposition 1 – State of Texas

Vote For 1

	TOTAL	VOTE %		Election Day	Early Voting	Ballots By Mail	Provisional	Limited Ballot
For	486	81.00%	<div><div></div></div>	245	240	1	0	0
Against	114	19.00%	<div><div></div></div>	52	62	0	0	0
Total Votes Cast	600	100.00%	<div><div></div></div>	297	302	1	0	0
Overvotes	0			0	0	0	0	0
Undervotes	15			7	8	0	0	0
Contest Totals	615			304	310	1	0	0

### Proposition 2 – State of Texas

Vote For 1

	TOTAL	VOTE %		Election Day	Early Voting	Ballots By Mail	Provisional	Limited Ballot
For	240	40.47%	<div><div></div></div>	140	99	1	0	0
Against	353	59.53%	<div><div></div></div>	152	201	0	0	0
Total Votes Cast	593	100.00%	<div><div></div></div>	292	300	1	0	0
Overvotes	0			0	0	0	0	0
Undervotes	22			12	10	0	0	0
Contest Totals	615			304	310	1	0	0

### Proposition 3 – State of Texas

Vote For 1

	TOTAL	VOTE %		Election Day	Early Voting	Ballots By Mail	Provisional	Limited Ballot
For	429	71.98%	<div><div></div></div>	207	221	1	0	0
Against	167	28.02%	<div><div></div></div>	86	81	0	0	0
Total Votes Cast	596	100.00%	<div><div></div></div>	293	302	1	0	0
Overvotes	0			0	0	0	0	0
Undervotes	19			11	8	0	0	0
Contest Totals	615			304	310	1	0	0

### Proposition 4 – State of Texas

Vote For 1

	TOTAL	VOTE %		Election Day	Early Voting	Ballots By Mail	Provisional	Limited Ballot
For	523	87.60%	<div><div></div></div>	253	269	1	0	0
Against	74	12.40%	<div><div></div></div>	41	33	0	0	0
Total Votes Cast	597	100.00%	<div><div></div></div>	294	302	1	0	0
Overvotes	0			0	0	0	0	0
Undervotes	18			10	8	0	0	0
Contest Totals	615			304	310	1	0	0

## PCT 144

### Proposition 5 – State of Texas

Vote For 1

	TOTAL	VOTE %		Election Day	Early Voting	Ballots By Mail	Provisional	Limited Ballot
For	248	41.54%	<div><div></div></div>	139	109	0	0	0
Against	349	58.46%	<div><div></div></div>	155	193	1	0	0
Total Votes Cast	597	100.00%	<div><div></div></div>	294	302	1	0	0
Overvotes	0			0	0	0	0	0
Undervotes	18			10	8	0	0	0
Contest Totals	615			304	310	1	0	0

### Proposition 6 – State of Texas

Vote For 1

	TOTAL	VOTE %		Election Day	Early Voting	Ballots By Mail	Provisional	Limited Ballot
For	321	53.68%	<div><div></div></div>	175	145	1	0	0
Against	277	46.32%	<div><div></div></div>	119	158	0	0	0
Total Votes Cast	598	100.00%	<div><div></div></div>	294	303	1	0	0
Overvotes	0			0	0	0	0	0
Undervotes	17			10	7	0	0	0
Contest Totals	615			304	310	1	0	0

### Proposition 7 – State of Texas

Vote For 1

	TOTAL	VOTE %		Election Day	Early Voting	Ballots By Mail	Provisional	Limited Ballot
For	249	41.71%	<div><div></div></div>	150	98	1	0	0
Against	348	58.29%	<div><div></div></div>	145	203	0	0	0
Total Votes Cast	597	100.00%	<div><div></div></div>	295	301	1	0	0
Overvotes	0			0	0	0	0	0
Undervotes	18			9	9	0	0	0
Contest Totals	615			304	310	1	0	0

### Proposition 8 – State of Texas

Vote For 1

	TOTAL	VOTE %		Election Day	Early Voting	Ballots By Mail	Provisional	Limited Ballot
For	267	44.95%	<div><div></div></div>	153	113	1	0	0
Against	327	55.05%	<div><div></div></div>	139	188	0	0	0
Total Votes Cast	594	100.00%	<div><div></div></div>	292	301	1	0	0
Overvotes	0			0	0	0	0	0
Undervotes	21			12	9	0	0	0
Contest Totals	615			304	310	1	0	0

## PCT 144

### Proposition 9 – State of Texas

Vote For 1

	TOTAL	VOTE %		Election Day	Early Voting	Ballots By Mail	Provisional	Limited Ballot
For	464	77.20%	<div><div></div></div>	226	237	1	0	0
Against	137	22.80%	<div><div></div></div>	71	66	0	0	0
Total Votes Cast	601	100.00%	<div><div></div></div>	297	303	1	0	0
Overvotes	0			0	0	0	0	0
Undervotes	14			7	7	0	0	0
Contest Totals	615			304	310	1	0	0

### Proposition 10 – State of Texas

Vote For 1

	TOTAL	VOTE %		Election Day	Early Voting	Ballots By Mail	Provisional	Limited Ballot
For	180	30.56%	<div><div></div></div>	106	73	1	0	0
Against	409	69.44%	<div><div></div></div>	181	228	0	0	0
Total Votes Cast	589	100.00%	<div><div></div></div>	287	301	1	0	0
Overvotes	0			0	0	0	0	0
Undervotes	26			17	9	0	0	0
Contest Totals	615			304	310	1	0	0

### Proposition 11 – State of Texas

Vote For 1

	TOTAL	VOTE %		Election Day	Early Voting	Ballots By Mail	Provisional	Limited Ballot
For	222	38.54%	<div><div></div></div>	126	96	0	0	0
Against	354	61.46%	<div><div></div></div>	151	202	1	0	0
Total Votes Cast	576	100.00%	<div><div></div></div>	277	298	1	0	0
Overvotes	0			0	0	0	0	0
Undervotes	39			27	12	0	0	0
Contest Totals	615			304	310	1	0	0

### Proposition 12 – State of Texas

Vote For 1

	TOTAL	VOTE %		Election Day	Early Voting	Ballots By Mail	Provisional	Limited Ballot
For	389	69.59%	<div><div></div></div>	181	207	1	0	0
Against	170	30.41%	<div><div></div></div>	85	85	0	0	0
Total Votes Cast	559	100.00%	<div><div></div></div>	266	292	1	0	0
Overvotes	0			0	0	0	0	0
Undervotes	56			38	18	0	0	0
Contest Totals	615			304	310	1	0	0

## PCT 144

### Proposition 13 – State of Texas

Vote For 1

	TOTAL	VOTE %		Election Day	Early Voting	Ballots By Mail	Provision al	Limited Ballot
For	149	25.17%	<div><div></div></div>	88	60	1	0	0
Against	443	74.83%	<div><div></div></div>	201	242	0	0	0
Total Votes Cast	592	100.00%	<div><div></div></div>	289	302	1	0	0
Overvotes	0			0	0	0	0	0
Undervotes	23			15	8	0	0	0
Contest Totals	615			304	310	1	0	0

### Proposition 14 – State of Texas

Vote For 1

	TOTAL	VOTE %		Election Day	Early Voting	Ballots By Mail	Provision al	Limited Ballot
For	321	53.95%	<div><div></div></div>	178	142	1	0	0
Against	274	46.05%	<div><div></div></div>	115	159	0	0	0
Total Votes Cast	595	100.00%	<div><div></div></div>	293	301	1	0	0
Overvotes	0			0	0	0	0	0
Undervotes	20			11	9	0	0	0
Contest Totals	615			304	310	1	0	0

### Proposition A – Collin County

Vote For 1

	TOTAL	VOTE %		Election Day	Early Voting	Ballots By Mail	Provision al	Limited Ballot
For	207	34.91%	<div><div></div></div>	116	90	1	0	0
Against	386	65.09%	<div><div></div></div>	173	213	0	0	0
Total Votes Cast	593	100.00%	<div><div></div></div>	289	303	1	0	0
Overvotes	0			0	0	0	0	0
Undervotes	22			15	7	0	0	0
Contest Totals	615			304	310	1	0	0

### Proposition B – Collin County

Vote For 1

	TOTAL	VOTE %		Election Day	Early Voting	Ballots By Mail	Provision al	Limited Ballot
For	256	43.39%	<div><div></div></div>	141	114	1	0	0
Against	334	56.61%	<div><div></div></div>	147	187	0	0	0
Total Votes Cast	590	100.00%	<div><div></div></div>	288	301	1	0	0
Overvotes	0			0	0	0	0	0
Undervotes	25			16	9	0	0	0
Contest Totals	615			304	310	1	0	0

## PCT 144

### Proposition C – Collin County

Vote For 1

	TOTAL	VOTE %		Election Day	Early Voting	Ballots By Mail	Provisional	Limited Ballot
For	204	34.69%	<div><div></div></div>	116	88	0	0	0
Against	384	65.31%	<div><div></div></div>	171	212	1	0	0
Total Votes Cast	588	100.00%	<div><div></div></div>	287	300	1	0	0
Overvotes	0			0	0	0	0	0
Undervotes	27			17	10	0	0	0
Contest Totals	615			304	310	1	0	0

### Proposition D – Collin County

Vote For 1

	TOTAL	VOTE %		Election Day	Early Voting	Ballots By Mail	Provisional	Limited Ballot
For	252	42.93%	<div><div></div></div>	142	110	0	0	0
Against	335	57.07%	<div><div></div></div>	145	189	1	0	0
Total Votes Cast	587	100.00%	<div><div></div></div>	287	299	1	0	0
Overvotes	0			0	0	0	0	0
Undervotes	28			17	11	0	0	0
Contest Totals	615			304	310	1	0	0

### Proposition E – Collin County

Vote For 1

	TOTAL	VOTE %		Election Day	Early Voting	Ballots By Mail	Provisional	Limited Ballot
For	311	52.45%	<div><div></div></div>	175	135	1	0	0
Against	282	47.55%	<div><div></div></div>	116	166	0	0	0
Total Votes Cast	593	100.00%	<div><div></div></div>	291	301	1	0	0
Overvotes	0			0	0	0	0	0
Undervotes	22			13	9	0	0	0
Contest Totals	615			304	310	1	0	0

### City Council, Place 2 – City of Murphy

Vote For 1

	TOTAL	VOTE %		Election Day	Early Voting	Ballots By Mail	Provisional	Limited Ballot
Chi Egwuekwe	217	38.75%	<div><div></div></div>	106	111	0	0	0
W. Scott Smith	343	61.25%	<div><div></div></div>	173	170	0	0	0
Total Votes Cast	560	100.00%	<div><div></div></div>	279	281	0	0	0
Overvotes	0			0	0	0	0	0
Undervotes	49			21	27	1	0	0
Contest Totals	609			300	308	1	0	0

PCT 144

Proposition A – Wylie ISD								
Vote For 1								
	TOTAL	VOTE %		Election Day	Early Voting	Ballots By Mail	Provision al	Limited Ballot
FOR	107	48.20%	<div><div></div></div>	57	50	0	0	0
AGAINST	115	51.80%	<div><div></div></div>	61	54	0	0	0
Total Votes Cast	222	100.00%	<div><div></div></div>	118	104	0	0	0
Overvotes	0			0	0	0	0	0
Undervotes	4			1	3	0	0	0
Contest Totals	226			119	107	0	0	0



## PCT 145

### Proposition 1 – State of Texas

Vote For 1

	TOTAL	VOTE %		Election Day	Early Voting	Ballots By Mail	Provisional	Limited Ballot
For	173	69.76%	<div><div></div></div>	77	92	4	0	0
Against	75	30.24%	<div><div></div></div>	34	41	0	0	0
Total Votes Cast	248	100.00%	<div><div></div></div>	111	133	4	0	0
Overvotes	0			0	0	0	0	0
Undervotes	7			4	3	0	0	0
Contest Totals	255			115	136	4	0	0

### Proposition 2 – State of Texas

Vote For 1

	TOTAL	VOTE %		Election Day	Early Voting	Ballots By Mail	Provisional	Limited Ballot
For	171	70.08%	<div><div></div></div>	81	88	2	0	0
Against	73	29.92%	<div><div></div></div>	26	45	2	0	0
Total Votes Cast	244	100.00%	<div><div></div></div>	107	133	4	0	0
Overvotes	0			0	0	0	0	0
Undervotes	11			8	3	0	0	0
Contest Totals	255			115	136	4	0	0

### Proposition 3 – State of Texas

Vote For 1

	TOTAL	VOTE %		Election Day	Early Voting	Ballots By Mail	Provisional	Limited Ballot
For	153	61.69%	<div><div></div></div>	63	87	3	0	0
Against	95	38.31%	<div><div></div></div>	47	47	1	0	0
Total Votes Cast	248	100.00%	<div><div></div></div>	110	134	4	0	0
Overvotes	0			0	0	0	0	0
Undervotes	7			5	2	0	0	0
Contest Totals	255			115	136	4	0	0

### Proposition 4 – State of Texas

Vote For 1

	TOTAL	VOTE %		Election Day	Early Voting	Ballots By Mail	Provisional	Limited Ballot
For	201	79.76%	<div><div></div></div>	90	107	4	0	0
Against	51	20.24%	<div><div></div></div>	24	27	0	0	0
Total Votes Cast	252	100.00%	<div><div></div></div>	114	134	4	0	0
Overvotes	0			0	0	0	0	0
Undervotes	3			1	2	0	0	0
Contest Totals	255			115	136	4	0	0

## PCT 145

### Proposition 5 – State of Texas

Vote For 1

	TOTAL	VOTE %		Election Day	Early Voting	Ballots By Mail	Provisional	Limited Ballot
For	170	68.55%	<div><div></div></div>	75	91	4	0	0
Against	78	31.45%	<div><div></div></div>	34	44	0	0	0
Total Votes Cast	248	100.00%	<div><div></div></div>	109	135	4	0	0
Overvotes	0			0	0	0	0	0
Undervotes	7			6	1	0	0	0
Contest Totals	255			115	136	4	0	0

### Proposition 6 – State of Texas

Vote For 1

	TOTAL	VOTE %		Election Day	Early Voting	Ballots By Mail	Provisional	Limited Ballot
For	192	78.37%	<div><div></div></div>	85	103	4	0	0
Against	53	21.63%	<div><div></div></div>	22	31	0	0	0
Total Votes Cast	245	100.00%	<div><div></div></div>	107	134	4	0	0
Overvotes	0			0	0	0	0	0
Undervotes	10			8	2	0	0	0
Contest Totals	255			115	136	4	0	0

### Proposition 7 – State of Texas

Vote For 1

	TOTAL	VOTE %		Election Day	Early Voting	Ballots By Mail	Provisional	Limited Ballot
For	157	63.56%	<div><div></div></div>	71	82	4	0	0
Against	90	36.44%	<div><div></div></div>	38	52	0	0	0
Total Votes Cast	247	100.00%	<div><div></div></div>	109	134	4	0	0
Overvotes	0			0	0	0	0	0
Undervotes	8			6	2	0	0	0
Contest Totals	255			115	136	4	0	0

### Proposition 8 – State of Texas

Vote For 1

	TOTAL	VOTE %		Election Day	Early Voting	Ballots By Mail	Provisional	Limited Ballot
For	163	66.80%	<div><div></div></div>	76	83	4	0	0
Against	81	33.20%	<div><div></div></div>	32	49	0	0	0
Total Votes Cast	244	100.00%	<div><div></div></div>	108	132	4	0	0
Overvotes	0			0	0	0	0	0
Undervotes	11			7	4	0	0	0
Contest Totals	255			115	136	4	0	0

## PCT 145

### Proposition 9 – State of Texas

Vote For 1

	TOTAL	VOTE %		Election Day	Early Voting	Ballots By Mail	Provisional	Limited Ballot
For	208	83.87%	<div><div></div></div>	93	113	2	0	0
Against	40	16.13%	<div><div></div></div>	17	21	2	0	0
Total Votes Cast	248	100.00%	<div><div></div></div>	110	134	4	0	0
Overvotes	0			0	0	0	0	0
Undervotes	7			5	2	0	0	0
Contest Totals	255			115	136	4	0	0

### Proposition 10 – State of Texas

Vote For 1

	TOTAL	VOTE %		Election Day	Early Voting	Ballots By Mail	Provisional	Limited Ballot
For	132	54.10%	<div><div></div></div>	57	71	4	0	0
Against	112	45.90%	<div><div></div></div>	51	61	0	0	0
Total Votes Cast	244	100.00%	<div><div></div></div>	108	132	4	0	0
Overvotes	0			0	0	0	0	0
Undervotes	11			7	4	0	0	0
Contest Totals	255			115	136	4	0	0

### Proposition 11 – State of Texas

Vote For 1

	TOTAL	VOTE %		Election Day	Early Voting	Ballots By Mail	Provisional	Limited Ballot
For	153	64.56%	<div><div></div></div>	68	83	2	0	0
Against	84	35.44%	<div><div></div></div>	37	45	2	0	0
Total Votes Cast	237	100.00%	<div><div></div></div>	105	128	4	0	0
Overvotes	0			0	0	0	0	0
Undervotes	18			10	8	0	0	0
Contest Totals	255			115	136	4	0	0

### Proposition 12 – State of Texas

Vote For 1

	TOTAL	VOTE %		Election Day	Early Voting	Ballots By Mail	Provisional	Limited Ballot
For	111	49.12%	<div><div></div></div>	42	67	2	0	0
Against	115	50.88%	<div><div></div></div>	59	54	2	0	0
Total Votes Cast	226	100.00%	<div><div></div></div>	101	121	4	0	0
Overvotes	0			0	0	0	0	0
Undervotes	29			14	15	0	0	0
Contest Totals	255			115	136	4	0	0

## PCT 145

### Proposition 13 – State of Texas

Vote For 1

	TOTAL	VOTE %		Election Day	Early Voting	Ballots By Mail	Provisional	Limited Ballot
For	84	34.43%	<div><div></div></div>	37	45	2	0	0
Against	160	65.57%	<div><div></div></div>	71	87	2	0	0
Total Votes Cast	244	100.00%	<div><div></div></div>	108	132	4	0	0
Overvotes	0			0	0	0	0	0
Undervotes	11			7	4	0	0	0
Contest Totals	255			115	136	4	0	0

### Proposition 14 – State of Texas

Vote For 1

	TOTAL	VOTE %		Election Day	Early Voting	Ballots By Mail	Provisional	Limited Ballot
For	190	78.19%	<div><div></div></div>	86	100	4	0	0
Against	53	21.81%	<div><div></div></div>	23	30	0	0	0
Total Votes Cast	243	100.00%	<div><div></div></div>	109	130	4	0	0
Overvotes	0			0	0	0	0	0
Undervotes	12			6	6	0	0	0
Contest Totals	255			115	136	4	0	0

### Proposition A – Collin County

Vote For 1

	TOTAL	VOTE %		Election Day	Early Voting	Ballots By Mail	Provisional	Limited Ballot
For	120	48.98%	<div><div></div></div>	51	67	2	0	0
Against	125	51.02%	<div><div></div></div>	57	66	2	0	0
Total Votes Cast	245	100.00%	<div><div></div></div>	108	133	4	0	0
Overvotes	0			0	0	0	0	0
Undervotes	10			7	3	0	0	0
Contest Totals	255			115	136	4	0	0

### Proposition B – Collin County

Vote For 1

	TOTAL	VOTE %		Election Day	Early Voting	Ballots By Mail	Provisional	Limited Ballot
For	167	69.01%	<div><div></div></div>	73	92	2	0	0
Against	75	30.99%	<div><div></div></div>	34	39	2	0	0
Total Votes Cast	242	100.00%	<div><div></div></div>	107	131	4	0	0
Overvotes	0			0	0	0	0	0
Undervotes	13			8	5	0	0	0
Contest Totals	255			115	136	4	0	0

## PCT 145

### Proposition C – Collin County

Vote For 1

	TOTAL	VOTE %		Election Day	Early Voting	Ballots By Mail	Provisional	Limited Ballot
For	130	53.50%	<div><div></div></div>	52	74	4	0	0
Against	113	46.50%	<div><div></div></div>	54	59	0	0	0
Total Votes Cast	243	100.00%	<div><div></div></div>	106	133	4	0	0
Overvotes	0			0	0	0	0	0
Undervotes	12			9	3	0	0	0
Contest Totals	255			115	136	4	0	0

### Proposition D – Collin County

Vote For 1

	TOTAL	VOTE %		Election Day	Early Voting	Ballots By Mail	Provisional	Limited Ballot
For	137	56.61%	<div><div></div></div>	64	71	2	0	0
Against	105	43.39%	<div><div></div></div>	43	60	2	0	0
Total Votes Cast	242	100.00%	<div><div></div></div>	107	131	4	0	0
Overvotes	0			0	0	0	0	0
Undervotes	13			8	5	0	0	0
Contest Totals	255			115	136	4	0	0

### Proposition E – Collin County

Vote For 1

	TOTAL	VOTE %		Election Day	Early Voting	Ballots By Mail	Provisional	Limited Ballot
For	176	72.13%	<div><div></div></div>	80	94	2	0	0
Against	68	27.87%	<div><div></div></div>	28	38	2	0	0
Total Votes Cast	244	100.00%	<div><div></div></div>	108	132	4	0	0
Overvotes	0			0	0	0	0	0
Undervotes	11			7	4	0	0	0
Contest Totals	255			115	136	4	0	0

### Proposition A – City of Allen

Vote For 1

	TOTAL	VOTE %		Election Day	Early Voting	Ballots By Mail	Provisional	Limited Ballot
For	210	83.00%	<div><div></div></div>	94	114	2	0	0
Against	43	17.00%	<div><div></div></div>	19	22	2	0	0
Total Votes Cast	253	100.00%	<div><div></div></div>	113	136	4	0	0
Overvotes	0			0	0	0	0	0
Undervotes	2			2	0	0	0	0
Contest Totals	255			115	136	4	0	0

## PCT 145

### Proposition B – City of Allen

Vote For 1

	TOTAL	VOTE %		Election Day	Early Voting	Ballots By Mail	Provisional	Limited Ballot
For	145	58.00%	<div><div></div></div>	63	80	2	0	0
Against	105	42.00%	<div><div></div></div>	47	56	2	0	0
Total Votes Cast	250	100.00%	<div><div></div></div>	110	136	4	0	0
Overvotes	0			0	0	0	0	0
Undervotes	5			5	0	0	0	0
Contest Totals	255			115	136	4	0	0

### Proposition C – City of Allen

Vote For 1

	TOTAL	VOTE %		Election Day	Early Voting	Ballots By Mail	Provisional	Limited Ballot
For	125	50.00%	<div><div></div></div>	55	68	2	0	0
Against	125	50.00%	<div><div></div></div>	56	67	2	0	0
Total Votes Cast	250	100.00%	<div><div></div></div>	111	135	4	0	0
Overvotes	0			0	0	0	0	0
Undervotes	5			4	1	0	0	0
Contest Totals	255			115	136	4	0	0

### Proposition D – City of Allen

Vote For 1

	TOTAL	VOTE %		Election Day	Early Voting	Ballots By Mail	Provisional	Limited Ballot
For	158	62.95%	<div><div></div></div>	76	80	2	0	0
Against	93	37.05%	<div><div></div></div>	35	56	2	0	0
Total Votes Cast	251	100.00%	<div><div></div></div>	111	136	4	0	0
Overvotes	0			0	0	0	0	0
Undervotes	4			4	0	0	0	0
Contest Totals	255			115	136	4	0	0

### Proposition E – City of Allen

Vote For 1

	TOTAL	VOTE %		Election Day	Early Voting	Ballots By Mail	Provisional	Limited Ballot
For	146	57.94%	<div><div></div></div>	59	83	4	0	0
Against	106	42.06%	<div><div></div></div>	54	52	0	0	0
Total Votes Cast	252	100.00%	<div><div></div></div>	113	135	4	0	0
Overvotes	0			0	0	0	0	0
Undervotes	3			2	1	0	0	0
Contest Totals	255			115	136	4	0	0

## PCT 146

### Proposition 1 – State of Texas

Vote For 1

	TOTAL	VOTE %		Election Day	Early Voting	Ballots By Mail	Provisional	Limited Ballot
For	341	69.45%	<div><div></div></div>	175	163	2	1	0
Against	150	30.55%	<div><div></div></div>	81	67	2	0	0
Total Votes Cast	491	100.00%	<div><div></div></div>	256	230	4	1	0
Overvotes	0			0	0	0	0	0
Undervotes	16			9	7	0	0	0
Contest Totals	507			265	237	4	1	0

### Proposition 2 – State of Texas

Vote For 1

	TOTAL	VOTE %		Election Day	Early Voting	Ballots By Mail	Provisional	Limited Ballot
For	353	72.63%	<div><div></div></div>	186	166	1	0	0
Against	133	27.37%	<div><div></div></div>	70	59	3	1	0
Total Votes Cast	486	100.00%	<div><div></div></div>	256	225	4	1	0
Overvotes	0			0	0	0	0	0
Undervotes	21			9	12	0	0	0
Contest Totals	507			265	237	4	1	0

### Proposition 3 – State of Texas

Vote For 1

	TOTAL	VOTE %		Election Day	Early Voting	Ballots By Mail	Provisional	Limited Ballot
For	305	62.50%	<div><div></div></div>	157	147	1	0	0
Against	183	37.50%	<div><div></div></div>	97	82	3	1	0
Total Votes Cast	488	100.00%	<div><div></div></div>	254	229	4	1	0
Overvotes	0			0	0	0	0	0
Undervotes	19			11	8	0	0	0
Contest Totals	507			265	237	4	1	0

### Proposition 4 – State of Texas

Vote For 1

	TOTAL	VOTE %		Election Day	Early Voting	Ballots By Mail	Provisional	Limited Ballot
For	395	78.53%	<div><div></div></div>	208	185	2	0	0
Against	108	21.47%	<div><div></div></div>	55	50	2	1	0
Total Votes Cast	503	100.00%	<div><div></div></div>	263	235	4	1	0
Overvotes	0			0	0	0	0	0
Undervotes	4			2	2	0	0	0
Contest Totals	507			265	237	4	1	0

## PCT 146

### Proposition 5 – State of Texas

Vote For 1

	TOTAL	VOTE %		Election Day	Early Voting	Ballots By Mail	Provisional	Limited Ballot
For	332	67.34%	<div><div></div></div>	184	145	2	1	0
Against	161	32.66%	<div><div></div></div>	74	85	2	0	0
Total Votes Cast	493	100.00%	<div><div></div></div>	258	230	4	1	0
Overvotes	0			0	0	0	0	0
Undervotes	14			7	7	0	0	0
Contest Totals	507			265	237	4	1	0

### Proposition 6 – State of Texas

Vote For 1

	TOTAL	VOTE %		Election Day	Early Voting	Ballots By Mail	Provisional	Limited Ballot
For	384	78.21%	<div><div></div></div>	202	179	2	1	0
Against	107	21.79%	<div><div></div></div>	54	51	2	0	0
Total Votes Cast	491	100.00%	<div><div></div></div>	256	230	4	1	0
Overvotes	0			0	0	0	0	0
Undervotes	16			9	7	0	0	0
Contest Totals	507			265	237	4	1	0

### Proposition 7 – State of Texas

Vote For 1

	TOTAL	VOTE %		Election Day	Early Voting	Ballots By Mail	Provisional	Limited Ballot
For	310	62.50%	<div><div></div></div>	158	149	2	1	0
Against	186	37.50%	<div><div></div></div>	100	84	2	0	0
Total Votes Cast	496	100.00%	<div><div></div></div>	258	233	4	1	0
Overvotes	0			0	0	0	0	0
Undervotes	11			7	4	0	0	0
Contest Totals	507			265	237	4	1	0

### Proposition 8 – State of Texas

Vote For 1

	TOTAL	VOTE %		Election Day	Early Voting	Ballots By Mail	Provisional	Limited Ballot
For	360	72.87%	<div><div></div></div>	194	163	2	1	0
Against	134	27.13%	<div><div></div></div>	65	67	2	0	0
Total Votes Cast	494	100.00%	<div><div></div></div>	259	230	4	1	0
Overvotes	0			0	0	0	0	0
Undervotes	13			6	7	0	0	0
Contest Totals	507			265	237	4	1	0



## PCT 146

### Proposition 9 – State of Texas

Vote For 1

	TOTAL	VOTE %		Election Day	Early Voting	Ballots By Mail	Provision al	Limited Ballot
For	426	85.03%	<div><div></div></div>	223	200	2	1	0
Against	75	14.97%	<div><div></div></div>	38	35	2	0	0
Total Votes Cast	501	100.00%	<div><div></div></div>	261	235	4	1	0
Overvotes	0			0	0	0	0	0
Undervotes	6			4	2	0	0	0
Contest Totals	507			265	237	4	1	0

### Proposition 10 – State of Texas

Vote For 1

	TOTAL	VOTE %		Election Day	Early Voting	Ballots By Mail	Provision al	Limited Ballot
For	247	50.72%	<div><div></div></div>	124	120	2	1	0
Against	240	49.28%	<div><div></div></div>	130	108	2	0	0
Total Votes Cast	487	100.00%	<div><div></div></div>	254	228	4	1	0
Overvotes	0			0	0	0	0	0
Undervotes	20			11	9	0	0	0
Contest Totals	507			265	237	4	1	0

### Proposition 11 – State of Texas

Vote For 1

	TOTAL	VOTE %		Election Day	Early Voting	Ballots By Mail	Provision al	Limited Ballot
For	317	66.74%	<div><div></div></div>	170	145	2	0	0
Against	158	33.26%	<div><div></div></div>	79	76	2	1	0
Total Votes Cast	475	100.00%	<div><div></div></div>	249	221	4	1	0
Overvotes	0			0	0	0	0	0
Undervotes	32			16	16	0	0	0
Contest Totals	507			265	237	4	1	0

### Proposition 12 – State of Texas

Vote For 1

	TOTAL	VOTE %		Election Day	Early Voting	Ballots By Mail	Provision al	Limited Ballot
For	226	49.78%	<div><div></div></div>	117	107	1	1	0
Against	228	50.22%	<div><div></div></div>	113	112	3	0	0
Total Votes Cast	454	100.00%	<div><div></div></div>	230	219	4	1	0
Overvotes	0			0	0	0	0	0
Undervotes	53			35	18	0	0	0
Contest Totals	507			265	237	4	1	0

## PCT 146

### Proposition 13 – State of Texas

Vote For 1

	TOTAL	VOTE %		Election Day	Early Voting	Ballots By Mail	Provisional	Limited Ballot
For	157	32.24%	<div><div></div></div>	75	80	1	1	0
Against	330	67.76%	<div><div></div></div>	179	148	3	0	0
Total Votes Cast	487	100.00%	<div><div></div></div>	254	228	4	1	0
Overvotes	0			0	0	0	0	0
Undervotes	20			11	9	0	0	0
Contest Totals	507			265	237	4	1	0

### Proposition 14 – State of Texas

Vote For 1

	TOTAL	VOTE %		Election Day	Early Voting	Ballots By Mail	Provisional	Limited Ballot
For	389	79.39%	<div><div></div></div>	208	178	2	1	0
Against	101	20.61%	<div><div></div></div>	50	49	2	0	0
Total Votes Cast	490	100.00%	<div><div></div></div>	258	227	4	1	0
Overvotes	0			0	0	0	0	0
Undervotes	17			7	10	0	0	0
Contest Totals	507			265	237	4	1	0

### Proposition A – Collin County

Vote For 1

	TOTAL	VOTE %		Election Day	Early Voting	Ballots By Mail	Provisional	Limited Ballot
For	261	53.48%	<div><div></div></div>	139	120	1	1	0
Against	227	46.52%	<div><div></div></div>	118	106	3	0	0
Total Votes Cast	488	100.00%	<div><div></div></div>	257	226	4	1	0
Overvotes	0			0	0	0	0	0
Undervotes	19			8	11	0	0	0
Contest Totals	507			265	237	4	1	0

### Proposition B – Collin County

Vote For 1

	TOTAL	VOTE %		Election Day	Early Voting	Ballots By Mail	Provisional	Limited Ballot
For	344	69.92%	<div><div></div></div>	183	158	2	1	0
Against	148	30.08%	<div><div></div></div>	75	71	2	0	0
Total Votes Cast	492	100.00%	<div><div></div></div>	258	229	4	1	0
Overvotes	0			0	0	0	0	0
Undervotes	15			7	8	0	0	0
Contest Totals	507			265	237	4	1	0

## PCT 146

### Proposition C – Collin County

Vote For 1

	TOTAL	VOTE %		Election Day	Early Voting	Ballots By Mail	Provisional	Limited Ballot
For	270	55.79%	<div><div></div></div>	149	119	1	1	0
Against	214	44.21%	<div><div></div></div>	105	106	3	0	0
Total Votes Cast	484	100.00%	<div><div></div></div>	254	225	4	1	0
Overvotes	0			0	0	0	0	0
Undervotes	23			11	12	0	0	0
Contest Totals	507			265	237	4	1	0

### Proposition D – Collin County

Vote For 1

	TOTAL	VOTE %		Election Day	Early Voting	Ballots By Mail	Provisional	Limited Ballot
For	314	64.34%	<div><div></div></div>	168	144	1	1	0
Against	174	35.66%	<div><div></div></div>	88	83	3	0	0
Total Votes Cast	488	100.00%	<div><div></div></div>	256	227	4	1	0
Overvotes	0			0	0	0	0	0
Undervotes	19			9	10	0	0	0
Contest Totals	507			265	237	4	1	0

### Proposition E – Collin County

Vote For 1

	TOTAL	VOTE %		Election Day	Early Voting	Ballots By Mail	Provisional	Limited Ballot
For	353	71.60%	<div><div></div></div>	182	169	1	1	0
Against	140	28.40%	<div><div></div></div>	75	62	3	0	0
Total Votes Cast	493	100.00%	<div><div></div></div>	257	231	4	1	0
Overvotes	0			0	0	0	0	0
Undervotes	14			8	6	0	0	0
Contest Totals	507			265	237	4	1	0

## PCT 147

### Proposition 1 – State of Texas

Vote For 1

	TOTAL	VOTE %		Election Day	Early Voting	Ballots By Mail	Provision al	Limited Ballot
For	179	81.00%	<div><div></div></div>	65	114	0	0	0
Against	42	19.00%	<div><div></div></div>	21	19	2	0	0
Total Votes Cast	221	100.00%	<div><div></div></div>	86	133	2	0	0
Overvotes	0			0	0	0	0	0
Undervotes	10			5	5	0	0	0
Contest Totals	231			91	138	2	0	0

### Proposition 2 – State of Texas

Vote For 1

	TOTAL	VOTE %		Election Day	Early Voting	Ballots By Mail	Provision al	Limited Ballot
For	152	68.78%	<div><div></div></div>	59	91	2	0	0
Against	69	31.22%	<div><div></div></div>	27	42	0	0	0
Total Votes Cast	221	100.00%	<div><div></div></div>	86	133	2	0	0
Overvotes	0			0	0	0	0	0
Undervotes	10			5	5	0	0	0
Contest Totals	231			91	138	2	0	0

### Proposition 3 – State of Texas

Vote For 1

	TOTAL	VOTE %		Election Day	Early Voting	Ballots By Mail	Provision al	Limited Ballot
For	164	74.21%	<div><div></div></div>	58	106	0	0	0
Against	57	25.79%	<div><div></div></div>	27	28	2	0	0
Total Votes Cast	221	100.00%	<div><div></div></div>	85	134	2	0	0
Overvotes	0			0	0	0	0	0
Undervotes	10			6	4	0	0	0
Contest Totals	231			91	138	2	0	0

### Proposition 4 – State of Texas

Vote For 1

	TOTAL	VOTE %		Election Day	Early Voting	Ballots By Mail	Provision al	Limited Ballot
For	196	87.50%	<div><div></div></div>	74	120	2	0	0
Against	28	12.50%	<div><div></div></div>	14	14	0	0	0
Total Votes Cast	224	100.00%	<div><div></div></div>	88	134	2	0	0
Overvotes	0			0	0	0	0	0
Undervotes	7			3	4	0	0	0
Contest Totals	231			91	138	2	0	0

## PCT 147

### Proposition 5 – State of Texas

Vote For 1

	TOTAL	VOTE %		Election Day	Early Voting	Ballots By Mail	Provisional	Limited Ballot
For	150	67.57%	<div><div></div></div>	59	89	2	0	0
Against	72	32.43%	<div><div></div></div>	27	45	0	0	0
Total Votes Cast	222	100.00%	<div><div></div></div>	86	134	2	0	0
Overvotes	0			0	0	0	0	0
Undervotes	9			5	4	0	0	0
Contest Totals	231			91	138	2	0	0

### Proposition 6 – State of Texas

Vote For 1

	TOTAL	VOTE %		Election Day	Early Voting	Ballots By Mail	Provisional	Limited Ballot
For	179	80.27%	<div><div></div></div>	71	106	2	0	0
Against	44	19.73%	<div><div></div></div>	16	28	0	0	0
Total Votes Cast	223	100.00%	<div><div></div></div>	87	134	2	0	0
Overvotes	0			0	0	0	0	0
Undervotes	8			4	4	0	0	0
Contest Totals	231			91	138	2	0	0

### Proposition 7 – State of Texas

Vote For 1

	TOTAL	VOTE %		Election Day	Early Voting	Ballots By Mail	Provisional	Limited Ballot
For	145	65.02%	<div><div></div></div>	47	96	2	0	0
Against	78	34.98%	<div><div></div></div>	40	38	0	0	0
Total Votes Cast	223	100.00%	<div><div></div></div>	87	134	2	0	0
Overvotes	0			0	0	0	0	0
Undervotes	8			4	4	0	0	0
Contest Totals	231			91	138	2	0	0

### Proposition 8 – State of Texas

Vote For 1

	TOTAL	VOTE %		Election Day	Early Voting	Ballots By Mail	Provisional	Limited Ballot
For	161	72.85%	<div><div></div></div>	63	96	2	0	0
Against	60	27.15%	<div><div></div></div>	22	38	0	0	0
Total Votes Cast	221	100.00%	<div><div></div></div>	85	134	2	0	0
Overvotes	0			0	0	0	0	0
Undervotes	10			6	4	0	0	0
Contest Totals	231			91	138	2	0	0

## PCT 147

### Proposition 9 – State of Texas

Vote For 1

	TOTAL	VOTE %		Election Day	Early Voting	Ballots By Mail	Provisional	Limited Ballot
For	195	85.90%	<div><div></div></div>	74	119	2	0	0
Against	32	14.10%	<div><div></div></div>	15	17	0	0	0
Total Votes Cast	227	100.00%	<div><div></div></div>	89	136	2	0	0
Overvotes	0			0	0	0	0	0
Undervotes	4			2	2	0	0	0
Contest Totals	231			91	138	2	0	0

### Proposition 10 – State of Texas

Vote For 1

	TOTAL	VOTE %		Election Day	Early Voting	Ballots By Mail	Provisional	Limited Ballot
For	120	54.30%	<div><div></div></div>	45	73	2	0	0
Against	101	45.70%	<div><div></div></div>	41	60	0	0	0
Total Votes Cast	221	100.00%	<div><div></div></div>	86	133	2	0	0
Overvotes	0			0	0	0	0	0
Undervotes	10			5	5	0	0	0
Contest Totals	231			91	138	2	0	0

### Proposition 11 – State of Texas

Vote For 1

	TOTAL	VOTE %		Election Day	Early Voting	Ballots By Mail	Provisional	Limited Ballot
For	134	64.11%	<div><div></div></div>	52	80	2	0	0
Against	75	35.89%	<div><div></div></div>	29	46	0	0	0
Total Votes Cast	209	100.00%	<div><div></div></div>	81	126	2	0	0
Overvotes	0			0	0	0	0	0
Undervotes	22			10	12	0	0	0
Contest Totals	231			91	138	2	0	0

### Proposition 12 – State of Texas

Vote For 1

	TOTAL	VOTE %		Election Day	Early Voting	Ballots By Mail	Provisional	Limited Ballot
For	102	52.04%	<div><div></div></div>	32	68	2	0	0
Against	94	47.96%	<div><div></div></div>	43	51	0	0	0
Total Votes Cast	196	100.00%	<div><div></div></div>	75	119	2	0	0
Overvotes	0			0	0	0	0	0
Undervotes	35			16	19	0	0	0
Contest Totals	231			91	138	2	0	0

## PCT 147

### Proposition 13 – State of Texas

Vote For 1

	TOTAL	VOTE %		Election Day	Early Voting	Ballots By Mail	Provisional	Limited Ballot
For	76	34.55%	<div><div></div></div>	30	44	2	0	0
Against	144	65.45%	<div><div></div></div>	59	85	0	0	0
Total Votes Cast	220	100.00%	<div><div></div></div>	89	129	2	0	0
Overvotes	0			0	0	0	0	0
Undervotes	11			2	9	0	0	0
Contest Totals	231			91	138	2	0	0

### Proposition 14 – State of Texas

Vote For 1

	TOTAL	VOTE %		Election Day	Early Voting	Ballots By Mail	Provisional	Limited Ballot
For	166	74.77%	<div><div></div></div>	67	97	2	0	0
Against	56	25.23%	<div><div></div></div>	20	36	0	0	0
Total Votes Cast	222	100.00%	<div><div></div></div>	87	133	2	0	0
Overvotes	0			0	0	0	0	0
Undervotes	9			4	5	0	0	0
Contest Totals	231			91	138	2	0	0

### Proposition A – Collin County

Vote For 1

	TOTAL	VOTE %		Election Day	Early Voting	Ballots By Mail	Provisional	Limited Ballot
For	121	55.76%	<div><div></div></div>	34	85	2	0	0
Against	96	44.24%	<div><div></div></div>	49	47	0	0	0
Total Votes Cast	217	100.00%	<div><div></div></div>	83	132	2	0	0
Overvotes	0			0	0	0	0	0
Undervotes	14			8	6	0	0	0
Contest Totals	231			91	138	2	0	0

### Proposition B – Collin County

Vote For 1

	TOTAL	VOTE %		Election Day	Early Voting	Ballots By Mail	Provisional	Limited Ballot
For	145	65.02%	<div><div></div></div>	54	89	2	0	0
Against	78	34.98%	<div><div></div></div>	32	46	0	0	0
Total Votes Cast	223	100.00%	<div><div></div></div>	86	135	2	0	0
Overvotes	0			0	0	0	0	0
Undervotes	8			5	3	0	0	0
Contest Totals	231			91	138	2	0	0

## PCT 147

### Proposition C – Collin County

Vote For 1

	TOTAL	VOTE %		Election Day	Early Voting	Ballots By Mail	Provisional	Limited Ballot
For	131	60.65%	<div><div></div></div>	43	86	2	0	0
Against	85	39.35%	<div><div></div></div>	40	45	0	0	0
Total Votes Cast	216	100.00%	<div><div></div></div>	83	131	2	0	0
Overvotes	0			0	0	0	0	0
Undervotes	15			8	7	0	0	0
Contest Totals	231			91	138	2	0	0

### Proposition D – Collin County

Vote For 1

	TOTAL	VOTE %		Election Day	Early Voting	Ballots By Mail	Provisional	Limited Ballot
For	136	61.82%	<div><div></div></div>	55	79	2	0	0
Against	84	38.18%	<div><div></div></div>	30	54	0	0	0
Total Votes Cast	220	100.00%	<div><div></div></div>	85	133	2	0	0
Overvotes	0			0	0	0	0	0
Undervotes	11			6	5	0	0	0
Contest Totals	231			91	138	2	0	0

### Proposition E – Collin County

Vote For 1

	TOTAL	VOTE %		Election Day	Early Voting	Ballots By Mail	Provisional	Limited Ballot
For	170	75.89%	<div><div></div></div>	65	103	2	0	0
Against	54	24.11%	<div><div></div></div>	23	31	0	0	0
Total Votes Cast	224	100.00%	<div><div></div></div>	88	134	2	0	0
Overvotes	0			0	0	0	0	0
Undervotes	7			3	4	0	0	0
Contest Totals	231			91	138	2	0	0

### Proposition A – City of Allen

Vote For 1

	TOTAL	VOTE %		Election Day	Early Voting	Ballots By Mail	Provisional	Limited Ballot
For	176	77.53%	<div><div></div></div>	66	108	2	0	0
Against	51	22.47%	<div><div></div></div>	23	28	0	0	0
Total Votes Cast	227	100.00%	<div><div></div></div>	89	136	2	0	0
Overvotes	0			0	0	0	0	0
Undervotes	4			2	2	0	0	0
Contest Totals	231			91	138	2	0	0



## PCT 147

### Proposition B – City of Allen

Vote For 1

	TOTAL	VOTE %		Election Day	Early Voting	Ballots By Mail	Provisional	Limited Ballot
For	133	59.64%	<div><div></div></div>	51	80	2	0	0
Against	90	40.36%	<div><div></div></div>	36	54	0	0	0
Total Votes Cast	223	100.00%	<div><div></div></div>	87	134	2	0	0
Overvotes	0			0	0	0	0	0
Undervotes	8			4	4	0	0	0
Contest Totals	231			91	138	2	0	0

### Proposition C – City of Allen

Vote For 1

	TOTAL	VOTE %		Election Day	Early Voting	Ballots By Mail	Provisional	Limited Ballot
For	112	49.78%	<div><div></div></div>	40	70	2	0	0
Against	113	50.22%	<div><div></div></div>	47	66	0	0	0
Total Votes Cast	225	100.00%	<div><div></div></div>	87	136	2	0	0
Overvotes	0			0	0	0	0	0
Undervotes	6			4	2	0	0	0
Contest Totals	231			91	138	2	0	0

### Proposition D – City of Allen

Vote For 1

	TOTAL	VOTE %		Election Day	Early Voting	Ballots By Mail	Provisional	Limited Ballot
For	153	68.30%	<div><div></div></div>	55	96	2	0	0
Against	71	31.70%	<div><div></div></div>	32	39	0	0	0
Total Votes Cast	224	100.00%	<div><div></div></div>	87	135	2	0	0
Overvotes	0			0	0	0	0	0
Undervotes	7			4	3	0	0	0
Contest Totals	231			91	138	2	0	0

### Proposition E – City of Allen

Vote For 1

	TOTAL	VOTE %		Election Day	Early Voting	Ballots By Mail	Provisional	Limited Ballot
For	153	68.30%	<div><div></div></div>	53	98	2	0	0
Against	71	31.70%	<div><div></div></div>	34	37	0	0	0
Total Votes Cast	224	100.00%	<div><div></div></div>	87	135	2	0	0
Overvotes	0			0	0	0	0	0
Undervotes	7			4	3	0	0	0
Contest Totals	231			91	138	2	0	0

## PCT 148

### Proposition 1 – State of Texas

Vote For 1

	TOTAL	VOTE %		Election Day	Early Voting	Ballots By Mail	Provision al	Limited Ballot
For	105	82.68%	<div><div></div></div>	47	56	2	0	0
Against	22	17.32%	<div><div></div></div>	10	11	1	0	0
Total Votes Cast	127	100.00%	<div><div></div></div>	57	67	3	0	0
Overvotes	0			0	0	0	0	0
Undervotes	4			3	1	0	0	0
Contest Totals	131			60	68	3	0	0

### Proposition 2 – State of Texas

Vote For 1

	TOTAL	VOTE %		Election Day	Early Voting	Ballots By Mail	Provision al	Limited Ballot
For	82	66.13%	<div><div></div></div>	39	43	0	0	0
Against	42	33.87%	<div><div></div></div>	16	23	3	0	0
Total Votes Cast	124	100.00%	<div><div></div></div>	55	66	3	0	0
Overvotes	0			0	0	0	0	0
Undervotes	7			5	2	0	0	0
Contest Totals	131			60	68	3	0	0

### Proposition 3 – State of Texas

Vote For 1

	TOTAL	VOTE %		Election Day	Early Voting	Ballots By Mail	Provision al	Limited Ballot
For	91	73.39%	<div><div></div></div>	38	51	2	0	0
Against	33	26.61%	<div><div></div></div>	18	14	1	0	0
Total Votes Cast	124	100.00%	<div><div></div></div>	56	65	3	0	0
Overvotes	0			0	0	0	0	0
Undervotes	7			4	3	0	0	0
Contest Totals	131			60	68	3	0	0

### Proposition 4 – State of Texas

Vote For 1

	TOTAL	VOTE %		Election Day	Early Voting	Ballots By Mail	Provision al	Limited Ballot
For	115	89.15%	<div><div></div></div>	55	58	2	0	0
Against	14	10.85%	<div><div></div></div>	4	9	1	0	0
Total Votes Cast	129	100.00%	<div><div></div></div>	59	67	3	0	0
Overvotes	0			0	0	0	0	0
Undervotes	2			1	1	0	0	0
Contest Totals	131			60	68	3	0	0

## PCT 148

### Proposition 5 – State of Texas

Vote For 1

	TOTAL	VOTE %		Election Day	Early Voting	Ballots By Mail	Provisional	Limited Ballot
For	83	68.60%	<div><div></div></div>	39	44	0	0	0
Against	38	31.40%	<div><div></div></div>	13	22	3	0	0
Total Votes Cast	121	100.00%	<div><div></div></div>	52	66	3	0	0
Overvotes	0			0	0	0	0	0
Undervotes	10			8	2	0	0	0
Contest Totals	131			60	68	3	0	0

### Proposition 6 – State of Texas

Vote For 1

	TOTAL	VOTE %		Election Day	Early Voting	Ballots By Mail	Provisional	Limited Ballot
For	103	82.40%	<div><div></div></div>	45	57	1	0	0
Against	22	17.60%	<div><div></div></div>	9	11	2	0	0
Total Votes Cast	125	100.00%	<div><div></div></div>	54	68	3	0	0
Overvotes	0			0	0	0	0	0
Undervotes	6			6	0	0	0	0
Contest Totals	131			60	68	3	0	0

### Proposition 7 – State of Texas

Vote For 1

	TOTAL	VOTE %		Election Day	Early Voting	Ballots By Mail	Provisional	Limited Ballot
For	92	75.41%	<div><div></div></div>	36	54	2	0	0
Against	30	24.59%	<div><div></div></div>	15	14	1	0	0
Total Votes Cast	122	100.00%	<div><div></div></div>	51	68	3	0	0
Overvotes	0			0	0	0	0	0
Undervotes	9			9	0	0	0	0
Contest Totals	131			60	68	3	0	0

### Proposition 8 – State of Texas

Vote For 1

	TOTAL	VOTE %		Election Day	Early Voting	Ballots By Mail	Provisional	Limited Ballot
For	90	74.38%	<div><div></div></div>	44	46	0	0	0
Against	31	25.62%	<div><div></div></div>	10	18	3	0	0
Total Votes Cast	121	100.00%	<div><div></div></div>	54	64	3	0	0
Overvotes	0			0	0	0	0	0
Undervotes	10			6	4	0	0	0
Contest Totals	131			60	68	3	0	0

## PCT 148

### Proposition 9 – State of Texas

Vote For 1

	TOTAL	VOTE %		Election Day	Early Voting	Ballots By Mail	Provisional	Limited Ballot
For	109	87.20%	<div><div></div></div>	49	58	2	0	0
Against	16	12.80%	<div><div></div></div>	5	10	1	0	0
Total Votes Cast	125	100.00%	<div><div></div></div>	54	68	3	0	0
Overvotes	0			0	0	0	0	0
Undervotes	6			6	0	0	0	0
Contest Totals	131			60	68	3	0	0

### Proposition 10 – State of Texas

Vote For 1

	TOTAL	VOTE %		Election Day	Early Voting	Ballots By Mail	Provisional	Limited Ballot
For	71	60.17%	<div><div></div></div>	28	42	1	0	0
Against	47	39.83%	<div><div></div></div>	22	23	2	0	0
Total Votes Cast	118	100.00%	<div><div></div></div>	50	65	3	0	0
Overvotes	0			0	0	0	0	0
Undervotes	13			10	3	0	0	0
Contest Totals	131			60	68	3	0	0

### Proposition 11 – State of Texas

Vote For 1

	TOTAL	VOTE %		Election Day	Early Voting	Ballots By Mail	Provisional	Limited Ballot
For	74	67.27%	<div><div></div></div>	34	40	0	0	0
Against	36	32.73%	<div><div></div></div>	14	19	3	0	0
Total Votes Cast	110	100.00%	<div><div></div></div>	48	59	3	0	0
Overvotes	0			0	0	0	0	0
Undervotes	21			12	9	0	0	0
Contest Totals	131			60	68	3	0	0

### Proposition 12 – State of Texas

Vote For 1

	TOTAL	VOTE %		Election Day	Early Voting	Ballots By Mail	Provisional	Limited Ballot
For	66	60.55%	<div><div></div></div>	27	37	2	0	0
Against	43	39.45%	<div><div></div></div>	20	22	1	0	0
Total Votes Cast	109	100.00%	<div><div></div></div>	47	59	3	0	0
Overvotes	0			0	0	0	0	0
Undervotes	22			13	9	0	0	0
Contest Totals	131			60	68	3	0	0

## PCT 148

### Proposition 13 – State of Texas

Vote For 1

	TOTAL	VOTE %		Election Day	Early Voting	Ballots By Mail	Provisional	Limited Ballot
For	53	44.54%	<div><div></div></div>	18	35	0	0	0
Against	66	55.46%	<div><div></div></div>	36	27	3	0	0
Total Votes Cast	119	100.00%	<div><div></div></div>	54	62	3	0	0
Overvotes	0			0	0	0	0	0
Undervotes	12			6	6	0	0	0
Contest Totals	131			60	68	3	0	0

### Proposition 14 – State of Texas

Vote For 1

	TOTAL	VOTE %		Election Day	Early Voting	Ballots By Mail	Provisional	Limited Ballot
For	98	79.67%	<div><div></div></div>	45	53	0	0	0
Against	25	20.33%	<div><div></div></div>	9	13	3	0	0
Total Votes Cast	123	100.00%	<div><div></div></div>	54	66	3	0	0
Overvotes	0			0	0	0	0	0
Undervotes	8			6	2	0	0	0
Contest Totals	131			60	68	3	0	0

### Proposition A – Collin County

Vote For 1

	TOTAL	VOTE %		Election Day	Early Voting	Ballots By Mail	Provisional	Limited Ballot
For	74	62.71%	<div><div></div></div>	28	46	0	0	0
Against	44	37.29%	<div><div></div></div>	25	16	3	0	0
Total Votes Cast	118	100.00%	<div><div></div></div>	53	62	3	0	0
Overvotes	0			0	0	0	0	0
Undervotes	13			7	6	0	0	0
Contest Totals	131			60	68	3	0	0

### Proposition B – Collin County

Vote For 1

	TOTAL	VOTE %		Election Day	Early Voting	Ballots By Mail	Provisional	Limited Ballot
For	69	58.47%	<div><div></div></div>	25	44	0	0	0
Against	49	41.53%	<div><div></div></div>	27	19	3	0	0
Total Votes Cast	118	100.00%	<div><div></div></div>	52	63	3	0	0
Overvotes	0			0	0	0	0	0
Undervotes	13			8	5	0	0	0
Contest Totals	131			60	68	3	0	0

## PCT 148

### Proposition C – Collin County

Vote For 1

	TOTAL	VOTE %		Election Day	Early Voting	Ballots By Mail	Provisional	Limited Ballot
For	72	62.07%	<div><div></div></div>	27	45	0	0	0
Against	44	37.93%	<div><div></div></div>	24	17	3	0	0
Total Votes Cast	116	100.00%	<div><div></div></div>	51	62	3	0	0
Overvotes	0			0	0	0	0	0
Undervotes	15			9	6	0	0	0
Contest Totals	131			60	68	3	0	0

### Proposition D – Collin County

Vote For 1

	TOTAL	VOTE %		Election Day	Early Voting	Ballots By Mail	Provisional	Limited Ballot
For	81	69.23%	<div><div></div></div>	33	48	0	0	0
Against	36	30.77%	<div><div></div></div>	18	15	3	0	0
Total Votes Cast	117	100.00%	<div><div></div></div>	51	63	3	0	0
Overvotes	0			0	0	0	0	0
Undervotes	14			9	5	0	0	0
Contest Totals	131			60	68	3	0	0

### Proposition E – Collin County

Vote For 1

	TOTAL	VOTE %		Election Day	Early Voting	Ballots By Mail	Provisional	Limited Ballot
For	100	82.64%	<div><div></div></div>	46	53	1	0	0
Against	21	17.36%	<div><div></div></div>	9	10	2	0	0
Total Votes Cast	121	100.00%	<div><div></div></div>	55	63	3	0	0
Overvotes	0			0	0	0	0	0
Undervotes	10			5	5	0	0	0
Contest Totals	131			60	68	3	0	0

### Proposition A – Wylie ISD

Vote For 1

	TOTAL	VOTE %		Election Day	Early Voting	Ballots By Mail	Provisional	Limited Ballot
FOR	76	62.81%	<div><div></div></div>	32	44	0	0	0
AGAINST	45	37.19%	<div><div></div></div>	23	19	3	0	0
Total Votes Cast	121	100.00%	<div><div></div></div>	55	63	3	0	0
Overvotes	0			0	0	0	0	0
Undervotes	10			5	5	0	0	0
Contest Totals	131			60	68	3	0	0

## PCT 149

### Proposition 1 – State of Texas

Vote For 1

	TOTAL	VOTE %		Election Day	Early Voting	Ballots By Mail	Provisional	Limited Ballot
For	425	71.19%	<div><div></div></div>	218	190	17	0	0
Against	172	28.81%	<div><div></div></div>	90	79	3	0	0
Total Votes Cast	597	100.00%	<div><div></div></div>	308	269	20	0	0
Overvotes	0			0	0	0	0	0
Undervotes	15			7	7	0	1	0
Contest Totals	612			315	276	20	1	0

### Proposition 2 – State of Texas

Vote For 1

	TOTAL	VOTE %		Election Day	Early Voting	Ballots By Mail	Provisional	Limited Ballot
For	372	63.70%	<div><div></div></div>	186	173	13	0	0
Against	212	36.30%	<div><div></div></div>	112	94	6	0	0
Total Votes Cast	584	100.00%	<div><div></div></div>	298	267	19	0	0
Overvotes	0			0	0	0	0	0
Undervotes	28			17	9	1	1	0
Contest Totals	612			315	276	20	1	0

### Proposition 3 – State of Texas

Vote For 1

	TOTAL	VOTE %		Election Day	Early Voting	Ballots By Mail	Provisional	Limited Ballot
For	417	71.16%	<div><div></div></div>	208	193	16	0	0
Against	169	28.84%	<div><div></div></div>	91	75	3	0	0
Total Votes Cast	586	100.00%	<div><div></div></div>	299	268	19	0	0
Overvotes	0			0	0	0	0	0
Undervotes	26			16	8	1	1	0
Contest Totals	612			315	276	20	1	0

### Proposition 4 – State of Texas

Vote For 1

	TOTAL	VOTE %		Election Day	Early Voting	Ballots By Mail	Provisional	Limited Ballot
For	494	83.03%	<div><div></div></div>	254	225	15	0	0
Against	101	16.97%	<div><div></div></div>	51	46	4	0	0
Total Votes Cast	595	100.00%	<div><div></div></div>	305	271	19	0	0
Overvotes	0			0	0	0	0	0
Undervotes	17			10	5	1	1	0
Contest Totals	612			315	276	20	1	0

## PCT 149

### Proposition 5 – State of Texas

Vote For 1

	TOTAL	VOTE %		Election Day	Early Voting	Ballots By Mail	Provision al	Limited Ballot
For	366	62.78%	<div><div></div></div>	184	167	15	0	0
Against	217	37.22%	<div><div></div></div>	115	98	4	0	0
Total Votes Cast	583	100.00%	<div><div></div></div>	299	265	19	0	0
Overvotes	0			0	0	0	0	0
Undervotes	29			16	11	1	1	0
Contest Totals	612			315	276	20	1	0

### Proposition 6 – State of Texas

Vote For 1

	TOTAL	VOTE %		Election Day	Early Voting	Ballots By Mail	Provision al	Limited Ballot
For	468	78.79%	<div><div></div></div>	231	222	15	0	0
Against	126	21.21%	<div><div></div></div>	73	49	4	0	0
Total Votes Cast	594	100.00%	<div><div></div></div>	304	271	19	0	0
Overvotes	0			0	0	0	0	0
Undervotes	18			11	5	1	1	0
Contest Totals	612			315	276	20	1	0

### Proposition 7 – State of Texas

Vote For 1

	TOTAL	VOTE %		Election Day	Early Voting	Ballots By Mail	Provision al	Limited Ballot
For	394	66.11%	<div><div></div></div>	201	179	14	0	0
Against	202	33.89%	<div><div></div></div>	103	93	6	0	0
Total Votes Cast	596	100.00%	<div><div></div></div>	304	272	20	0	0
Overvotes	0			0	0	0	0	0
Undervotes	16			11	4	0	1	0
Contest Totals	612			315	276	20	1	0

### Proposition 8 – State of Texas

Vote For 1

	TOTAL	VOTE %		Election Day	Early Voting	Ballots By Mail	Provision al	Limited Ballot
For	403	69.36%	<div><div></div></div>	200	191	12	0	0
Against	178	30.64%	<div><div></div></div>	99	73	6	0	0
Total Votes Cast	581	100.00%	<div><div></div></div>	299	264	18	0	0
Overvotes	0			0	0	0	0	0
Undervotes	31			16	12	2	1	0
Contest Totals	612			315	276	20	1	0



## PCT 149

### Proposition 9 – State of Texas

Vote For 1

	TOTAL	VOTE %		Election Day	Early Voting	Ballots By Mail	Provision al	Limited Ballot
For	492	82.55%	<div><div></div></div>	249	227	15	1	0
Against	104	17.45%	<div><div></div></div>	57	43	4	0	0
Total Votes Cast	596	100.00%	<div><div></div></div>	306	270	19	1	0
Overvotes	0			0	0	0	0	0
Undervotes	16			9	6	1	0	0
Contest Totals	612			315	276	20	1	0

### Proposition 10 – State of Texas

Vote For 1

	TOTAL	VOTE %		Election Day	Early Voting	Ballots By Mail	Provision al	Limited Ballot
For	286	49.74%	<div><div></div></div>	134	138	14	0	0
Against	289	50.26%	<div><div></div></div>	159	125	5	0	0
Total Votes Cast	575	100.00%	<div><div></div></div>	293	263	19	0	0
Overvotes	0			0	0	0	0	0
Undervotes	37			22	13	1	1	0
Contest Totals	612			315	276	20	1	0

### Proposition 11 – State of Texas

Vote For 1

	TOTAL	VOTE %		Election Day	Early Voting	Ballots By Mail	Provision al	Limited Ballot
For	350	63.29%	<div><div></div></div>	172	165	13	0	0
Against	203	36.71%	<div><div></div></div>	103	94	6	0	0
Total Votes Cast	553	100.00%	<div><div></div></div>	275	259	19	0	0
Overvotes	0			0	0	0	0	0
Undervotes	59			40	17	1	1	0
Contest Totals	612			315	276	20	1	0

### Proposition 12 – State of Texas

Vote For 1

	TOTAL	VOTE %		Election Day	Early Voting	Ballots By Mail	Provision al	Limited Ballot
For	281	52.62%	<div><div></div></div>	127	145	9	0	0
Against	253	47.38%	<div><div></div></div>	140	105	8	0	0
Total Votes Cast	534	100.00%	<div><div></div></div>	267	250	17	0	0
Overvotes	0			0	0	0	0	0
Undervotes	78			48	26	3	1	0
Contest Totals	612			315	276	20	1	0

## PCT 149

### Proposition 13 – State of Texas

Vote For 1

	TOTAL	VOTE %		Election Day	Early Voting	Ballots By Mail	Provisional	Limited Ballot
For	193	33.16%	<div><div></div></div>	94	91	8	0	0
Against	389	66.84%	<div><div></div></div>	202	175	12	0	0
Total Votes Cast	582	100.00%	<div><div></div></div>	296	266	20	0	0
Overvotes	0			0	0	0	0	0
Undervotes	30			19	10	0	1	0
Contest Totals	612			315	276	20	1	0

### Proposition 14 – State of Texas

Vote For 1

	TOTAL	VOTE %		Election Day	Early Voting	Ballots By Mail	Provisional	Limited Ballot
For	444	76.03%	<div><div></div></div>	223	203	18	0	0
Against	140	23.97%	<div><div></div></div>	74	64	2	0	0
Total Votes Cast	584	100.00%	<div><div></div></div>	297	267	20	0	0
Overvotes	0			0	0	0	0	0
Undervotes	28			18	9	0	1	0
Contest Totals	612			315	276	20	1	0

### Proposition A – Collin County

Vote For 1

	TOTAL	VOTE %		Election Day	Early Voting	Ballots By Mail	Provisional	Limited Ballot
For	306	51.60%	<div><div></div></div>	153	145	8	0	0
Against	287	48.40%	<div><div></div></div>	151	124	12	0	0
Total Votes Cast	593	100.00%	<div><div></div></div>	304	269	20	0	0
Overvotes	0			0	0	0	0	0
Undervotes	19			11	7	0	1	0
Contest Totals	612			315	276	20	1	0

### Proposition B – Collin County

Vote For 1

	TOTAL	VOTE %		Election Day	Early Voting	Ballots By Mail	Provisional	Limited Ballot
For	377	63.04%	<div><div></div></div>	188	183	6	0	0
Against	221	36.96%	<div><div></div></div>	121	86	14	0	0
Total Votes Cast	598	100.00%	<div><div></div></div>	309	269	20	0	0
Overvotes	0			0	0	0	0	0
Undervotes	14			6	7	0	1	0
Contest Totals	612			315	276	20	1	0

## PCT 149

### Proposition C – Collin County

Vote For 1

	TOTAL	VOTE %		Election Day	Early Voting	Ballots By Mail	Provisional	Limited Ballot
For	320	54.24%	<div><div></div></div>	153	155	12	0	0
Against	270	45.76%	<div><div></div></div>	149	113	8	0	0
Total Votes Cast	590	100.00%	<div><div></div></div>	302	268	20	0	0
Overvotes	0			0	0	0	0	0
Undervotes	22			13	8	0	1	0
Contest Totals	612			315	276	20	1	0

### Proposition D – Collin County

Vote For 1

	TOTAL	VOTE %		Election Day	Early Voting	Ballots By Mail	Provisional	Limited Ballot
For	382	64.42%	<div><div></div></div>	191	182	9	0	0
Against	211	35.58%	<div><div></div></div>	113	87	11	0	0
Total Votes Cast	593	100.00%	<div><div></div></div>	304	269	20	0	0
Overvotes	0			0	0	0	0	0
Undervotes	19			11	7	0	1	0
Contest Totals	612			315	276	20	1	0

### Proposition E – Collin County

Vote For 1

	TOTAL	VOTE %		Election Day	Early Voting	Ballots By Mail	Provisional	Limited Ballot
For	448	74.79%	<div><div></div></div>	228	205	15	0	0
Against	151	25.21%	<div><div></div></div>	80	66	5	0	0
Total Votes Cast	599	100.00%	<div><div></div></div>	308	271	20	0	0
Overvotes	0			0	0	0	0	0
Undervotes	13			7	5	0	1	0
Contest Totals	612			315	276	20	1	0

## PCT 150

### Proposition 1 – State of Texas

Vote For 1

	TOTAL	VOTE %		Election Day	Early Voting	Ballots By Mail	Provisional	Limited Ballot
For	660	80.78%	<div><div></div></div>	332	323	5	0	0
Against	157	19.22%	<div><div></div></div>	80	77	0	0	0
Total Votes Cast	817	100.00%	<div><div></div></div>	412	400	5	0	0
Overvotes	0			0	0	0	0	0
Undervotes	19			10	9	0	0	0
Contest Totals	836			422	409	5	0	0

### Proposition 2 – State of Texas

Vote For 1

	TOTAL	VOTE %		Election Day	Early Voting	Ballots By Mail	Provisional	Limited Ballot
For	527	65.88%	<div><div></div></div>	260	262	5	0	0
Against	273	34.12%	<div><div></div></div>	142	131	0	0	0
Total Votes Cast	800	100.00%	<div><div></div></div>	402	393	5	0	0
Overvotes	0			0	0	0	0	0
Undervotes	36			20	16	0	0	0
Contest Totals	836			422	409	5	0	0

### Proposition 3 – State of Texas

Vote For 1

	TOTAL	VOTE %		Election Day	Early Voting	Ballots By Mail	Provisional	Limited Ballot
For	599	75.06%	<div><div></div></div>	283	311	5	0	0
Against	199	24.94%	<div><div></div></div>	118	81	0	0	0
Total Votes Cast	798	100.00%	<div><div></div></div>	401	392	5	0	0
Overvotes	0			0	0	0	0	0
Undervotes	38			21	17	0	0	0
Contest Totals	836			422	409	5	0	0

### Proposition 4 – State of Texas

Vote For 1

	TOTAL	VOTE %		Election Day	Early Voting	Ballots By Mail	Provisional	Limited Ballot
For	724	88.51%	<div><div></div></div>	360	359	5	0	0
Against	94	11.49%	<div><div></div></div>	53	41	0	0	0
Total Votes Cast	818	100.00%	<div><div></div></div>	413	400	5	0	0
Overvotes	0			0	0	0	0	0
Undervotes	18			9	9	0	0	0
Contest Totals	836			422	409	5	0	0

## PCT 150

### Proposition 5 – State of Texas

Vote For 1

	TOTAL	VOTE %		Election Day	Early Voting	Ballots By Mail	Provisional	Limited Ballot
For	472	59.15%	<div><div></div></div>	235	235	2	0	0
Against	326	40.85%	<div><div></div></div>	168	155	3	0	0
Total Votes Cast	798	100.00%	<div><div></div></div>	403	390	5	0	0
Overvotes	0			0	0	0	0	0
Undervotes	38			19	19	0	0	0
Contest Totals	836			422	409	5	0	0

### Proposition 6 – State of Texas

Vote For 1

	TOTAL	VOTE %		Election Day	Early Voting	Ballots By Mail	Provisional	Limited Ballot
For	651	80.67%	<div><div></div></div>	323	323	5	0	0
Against	156	19.33%	<div><div></div></div>	82	74	0	0	0
Total Votes Cast	807	100.00%	<div><div></div></div>	405	397	5	0	0
Overvotes	0			0	0	0	0	0
Undervotes	29			17	12	0	0	0
Contest Totals	836			422	409	5	0	0

### Proposition 7 – State of Texas

Vote For 1

	TOTAL	VOTE %		Election Day	Early Voting	Ballots By Mail	Provisional	Limited Ballot
For	528	65.35%	<div><div></div></div>	266	260	2	0	0
Against	280	34.65%	<div><div></div></div>	138	139	3	0	0
Total Votes Cast	808	100.00%	<div><div></div></div>	404	399	5	0	0
Overvotes	0			0	0	0	0	0
Undervotes	28			18	10	0	0	0
Contest Totals	836			422	409	5	0	0

### Proposition 8 – State of Texas

Vote For 1

	TOTAL	VOTE %		Election Day	Early Voting	Ballots By Mail	Provisional	Limited Ballot
For	530	66.58%	<div><div></div></div>	274	254	2	0	0
Against	266	33.42%	<div><div></div></div>	127	136	3	0	0
Total Votes Cast	796	100.00%	<div><div></div></div>	401	390	5	0	0
Overvotes	0			0	0	0	0	0
Undervotes	40			21	19	0	0	0
Contest Totals	836			422	409	5	0	0

## PCT 150

### Proposition 9 – State of Texas

Vote For 1

	TOTAL	VOTE %		Election Day	Early Voting	Ballots By Mail	Provisional	Limited Ballot
For	611	75.81%	<div><div></div></div>	305	304	2	0	0
Against	195	24.19%	<div><div></div></div>	100	92	3	0	0
Total Votes Cast	806	100.00%	<div><div></div></div>	405	396	5	0	0
Overvotes	0			0	0	0	0	0
Undervotes	30			17	13	0	0	0
Contest Totals	836			422	409	5	0	0

### Proposition 10 – State of Texas

Vote For 1

	TOTAL	VOTE %		Election Day	Early Voting	Ballots By Mail	Provisional	Limited Ballot
For	422	53.35%	<div><div></div></div>	212	208	2	0	0
Against	369	46.65%	<div><div></div></div>	180	186	3	0	0
Total Votes Cast	791	100.00%	<div><div></div></div>	392	394	5	0	0
Overvotes	0			0	0	0	0	0
Undervotes	45			30	15	0	0	0
Contest Totals	836			422	409	5	0	0

### Proposition 11 – State of Texas

Vote For 1

	TOTAL	VOTE %		Election Day	Early Voting	Ballots By Mail	Provisional	Limited Ballot
For	474	62.37%	<div><div></div></div>	234	235	5	0	0
Against	286	37.63%	<div><div></div></div>	151	135	0	0	0
Total Votes Cast	760	100.00%	<div><div></div></div>	385	370	5	0	0
Overvotes	0			0	0	0	0	0
Undervotes	76			37	39	0	0	0
Contest Totals	836			422	409	5	0	0

### Proposition 12 – State of Texas

Vote For 1

	TOTAL	VOTE %		Election Day	Early Voting	Ballots By Mail	Provisional	Limited Ballot
For	450	62.67%	<div><div></div></div>	218	229	3	0	0
Against	268	37.33%	<div><div></div></div>	142	124	2	0	0
Total Votes Cast	718	100.00%	<div><div></div></div>	360	353	5	0	0
Overvotes	0			0	0	0	0	0
Undervotes	118			62	56	0	0	0
Contest Totals	836			422	409	5	0	0

## PCT 150

### Proposition 13 – State of Texas

Vote For 1

	TOTAL	VOTE %		Election Day	Early Voting	Ballots By Mail	Provisional	Limited Ballot
For	289	36.49%	<div><div></div></div>	132	153	4	0	0
Against	503	63.51%	<div><div></div></div>	267	235	1	0	0
Total Votes Cast	792	100.00%	<div><div></div></div>	399	388	5	0	0
Overvotes	0			0	0	0	0	0
Undervotes	44			23	21	0	0	0
Contest Totals	836			422	409	5	0	0

### Proposition 14 – State of Texas

Vote For 1

	TOTAL	VOTE %		Election Day	Early Voting	Ballots By Mail	Provisional	Limited Ballot
For	606	75.19%	<div><div></div></div>	314	290	2	0	0
Against	200	24.81%	<div><div></div></div>	90	107	3	0	0
Total Votes Cast	806	100.00%	<div><div></div></div>	404	397	5	0	0
Overvotes	0			0	0	0	0	0
Undervotes	30			18	12	0	0	0
Contest Totals	836			422	409	5	0	0

### Proposition A – Collin County

Vote For 1

	TOTAL	VOTE %		Election Day	Early Voting	Ballots By Mail	Provisional	Limited Ballot
For	388	48.68%	<div><div></div></div>	185	201	2	0	0
Against	409	51.32%	<div><div></div></div>	213	193	3	0	0
Total Votes Cast	797	100.00%	<div><div></div></div>	398	394	5	0	0
Overvotes	0			0	0	0	0	0
Undervotes	39			24	15	0	0	0
Contest Totals	836			422	409	5	0	0

### Proposition B – Collin County

Vote For 1

	TOTAL	VOTE %		Election Day	Early Voting	Ballots By Mail	Provisional	Limited Ballot
For	471	59.17%	<div><div></div></div>	238	231	2	0	0
Against	325	40.83%	<div><div></div></div>	165	157	3	0	0
Total Votes Cast	796	100.00%	<div><div></div></div>	403	388	5	0	0
Overvotes	0			0	0	0	0	0
Undervotes	40			19	21	0	0	0
Contest Totals	836			422	409	5	0	0

## PCT 150

### Proposition C – Collin County

Vote For 1

	TOTAL	VOTE %		Election Day	Early Voting	Ballots By Mail	Provisional	Limited Ballot
For	398	50.77%	<div><div></div></div>	189	206	3	0	0
Against	386	49.23%	<div><div></div></div>	204	180	2	0	0
Total Votes Cast	784	100.00%	<div><div></div></div>	393	386	5	0	0
Overvotes	0			0	0	0	0	0
Undervotes	52			29	23	0	0	0
Contest Totals	836			422	409	5	0	0

### Proposition D – Collin County

Vote For 1

	TOTAL	VOTE %		Election Day	Early Voting	Ballots By Mail	Provisional	Limited Ballot
For	471	59.62%	<div><div></div></div>	239	229	3	0	0
Against	319	40.38%	<div><div></div></div>	158	159	2	0	0
Total Votes Cast	790	100.00%	<div><div></div></div>	397	388	5	0	0
Overvotes	0			0	0	0	0	0
Undervotes	46			25	21	0	0	0
Contest Totals	836			422	409	5	0	0

### Proposition E – Collin County

Vote For 1

	TOTAL	VOTE %		Election Day	Early Voting	Ballots By Mail	Provisional	Limited Ballot
For	582	72.93%	<div><div></div></div>	297	282	3	0	0
Against	216	27.07%	<div><div></div></div>	105	109	2	0	0
Total Votes Cast	798	100.00%	<div><div></div></div>	402	391	5	0	0
Overvotes	0			0	0	0	0	0
Undervotes	38			20	18	0	0	0
Contest Totals	836			422	409	5	0	0

### Proposition A – City of Melissa

Vote For 1

	TOTAL	VOTE %		Election Day	Early Voting	Ballots By Mail	Provisional	Limited Ballot
FOR	2	100.00%	<div><div></div></div>	0	2	0	0	0
AGAINST	0	0.00%	<div><div></div></div>	0	0	0	0	0
Total Votes Cast	2	100.00%	<div><div></div></div>	0	2	0	0	0
Overvotes	0			0	0	0	0	0
Undervotes	0			0	0	0	0	0
Contest Totals	2			0	2	0	0	0



## PCT 150

### Proposition B – City of Melissa

Vote For 1

	TOTAL	VOTE %		Election Day	Early Voting	Ballots By Mail	Provision al	Limited Ballot
FOR	2	100.00%	<div><div></div></div>	0	2	0	0	0
AGAINST	0	0.00%	<div><div></div></div>	0	0	0	0	0
Total Votes Cast	2	100.00%	<div><div></div></div>	0	2	0	0	0
Overvotes	0			0	0	0	0	0
Undervotes	0			0	0	0	0	0
Contest Totals	2			0	2	0	0	0

### Proposition C – City of Melissa

Vote For 1

	TOTAL	VOTE %		Election Day	Early Voting	Ballots By Mail	Provision al	Limited Ballot
FOR	1	50.00%	<div><div></div><div></div></div>	0	1	0	0	0
AGAINST	1	50.00%	<div><div></div><div></div></div>	0	1	0	0	0
Total Votes Cast	2	100.00%	<div><div></div></div>	0	2	0	0	0
Overvotes	0			0	0	0	0	0
Undervotes	0			0	0	0	0	0
Contest Totals	2			0	2	0	0	0

### Proposition D – City of Melissa

Vote For 1

	TOTAL	VOTE %		Election Day	Early Voting	Ballots By Mail	Provision al	Limited Ballot
FOR	0	0.00%	<div><div></div></div>	0	0	0	0	0
AGAINST	2	100.00%	<div><div></div></div>	0	2	0	0	0
Total Votes Cast	2	100.00%	<div><div></div></div>	0	2	0	0	0
Overvotes	0			0	0	0	0	0
Undervotes	0			0	0	0	0	0
Contest Totals	2			0	2	0	0	0

### Proposition E – City of Melissa

Vote For 1

	TOTAL	VOTE %		Election Day	Early Voting	Ballots By Mail	Provision al	Limited Ballot
FOR	2	100.00%	<div><div></div></div>	0	2	0	0	0
AGAINST	0	0.00%	<div><div></div></div>	0	0	0	0	0
Total Votes Cast	2	100.00%	<div><div></div></div>	0	2	0	0	0
Overvotes	0			0	0	0	0	0
Undervotes	0			0	0	0	0	0
Contest Totals	2			0	2	0	0	0

## PCT 150

### Proposition F – City of Melissa

Vote For 1

	TOTAL	VOTE %		Election Day	Early Voting	Ballots By Mail	Provision al	Limited Ballot
FOR	2	100.00%	<div></div>	0	2	0	0	0
AGAINST	0	0.00%	<div></div>	0	0	0	0	0
Total Votes Cast	2	100.00%	<div></div>	0	2	0	0	0
Overvotes	0			0	0	0	0	0
Undervotes	0			0	0	0	0	0
Contest Totals	2			0	2	0	0	0

### Proposition G – City of Melissa

Vote For 1

	TOTAL	VOTE %		Election Day	Early Voting	Ballots By Mail	Provision al	Limited Ballot
FOR	2	100.00%	<div></div>	0	2	0	0	0
AGAINST	0	0.00%	<div></div>	0	0	0	0	0
Total Votes Cast	2	100.00%	<div></div>	0	2	0	0	0
Overvotes	0			0	0	0	0	0
Undervotes	0			0	0	0	0	0
Contest Totals	2			0	2	0	0	0

### Proposition H – City of Melissa

Vote For 1

	TOTAL	VOTE %		Election Day	Early Voting	Ballots By Mail	Provision al	Limited Ballot
FOR	2	100.00%	<div></div>	0	2	0	0	0
AGAINST	0	0.00%	<div></div>	0	0	0	0	0
Total Votes Cast	2	100.00%	<div></div>	0	2	0	0	0
Overvotes	0			0	0	0	0	0
Undervotes	0			0	0	0	0	0
Contest Totals	2			0	2	0	0	0

### Proposition I – City of Melissa

Vote For 1

	TOTAL	VOTE %		Election Day	Early Voting	Ballots By Mail	Provision al	Limited Ballot
FOR	2	100.00%	<div></div>	0	2	0	0	0
AGAINST	0	0.00%	<div></div>	0	0	0	0	0
Total Votes Cast	2	100.00%	<div></div>	0	2	0	0	0
Overvotes	0			0	0	0	0	0
Undervotes	0			0	0	0	0	0
Contest Totals	2			0	2	0	0	0

## PCT 150

### Proposition J – City of Melissa

Vote For 1

	TOTAL	VOTE %		Election Day	Early Voting	Ballots By Mail	Provision al	Limited Ballot
FOR	2	100.00%	<div><div></div></div>	0	2	0	0	0
AGAINST	0	0.00%	<div><div></div></div>	0	0	0	0	0
Total Votes Cast	2	100.00%	<div><div></div></div>	0	2	0	0	0
Overvotes	0			0	0	0	0	0
Undervotes	0			0	0	0	0	0
Contest Totals	2			0	2	0	0	0

### Proposition K – City of Melissa

Vote For 1

	TOTAL	VOTE %		Election Day	Early Voting	Ballots By Mail	Provision al	Limited Ballot
FOR	2	100.00%	<div><div></div></div>	0	2	0	0	0
AGAINST	0	0.00%	<div><div></div></div>	0	0	0	0	0
Total Votes Cast	2	100.00%	<div><div></div></div>	0	2	0	0	0
Overvotes	0			0	0	0	0	0
Undervotes	0			0	0	0	0	0
Contest Totals	2			0	2	0	0	0

### Proposition L – City of Melissa

Vote For 1

	TOTAL	VOTE %		Election Day	Early Voting	Ballots By Mail	Provision al	Limited Ballot
FOR	1	50.00%	<div><div></div><div></div></div>	0	1	0	0	0
AGAINST	1	50.00%	<div><div></div><div></div></div>	0	1	0	0	0
Total Votes Cast	2	100.00%	<div><div></div></div>	0	2	0	0	0
Overvotes	0			0	0	0	0	0
Undervotes	0			0	0	0	0	0
Contest Totals	2			0	2	0	0	0

### Proposition M – City of Melissa

Vote For 1

	TOTAL	VOTE %		Election Day	Early Voting	Ballots By Mail	Provision al	Limited Ballot
FOR	2	100.00%	<div><div></div></div>	0	2	0	0	0
AGAINST	0	0.00%	<div><div></div></div>	0	0	0	0	0
Total Votes Cast	2	100.00%	<div><div></div></div>	0	2	0	0	0
Overvotes	0			0	0	0	0	0
Undervotes	0			0	0	0	0	0
Contest Totals	2			0	2	0	0	0

## PCT 151

### Proposition 1 – State of Texas

Vote For 1

	TOTAL	VOTE %		Election Day	Early Voting	Ballots By Mail	Provision al	Limited Ballot
For	184	76.03%	<div><div></div></div>	98	86	0	0	0
Against	58	23.97%	<div><div></div></div>	31	27	0	0	0
Total Votes Cast	242	100.00%	<div><div></div></div>	129	113	0	0	0
Overvotes	0			0	0	0	0	0
Undervotes	4			2	2	0	0	0
Contest Totals	246			131	115	0	0	0

### Proposition 2 – State of Texas

Vote For 1

	TOTAL	VOTE %		Election Day	Early Voting	Ballots By Mail	Provision al	Limited Ballot
For	169	71.61%	<div><div></div></div>	90	79	0	0	0
Against	67	28.39%	<div><div></div></div>	36	31	0	0	0
Total Votes Cast	236	100.00%	<div><div></div></div>	126	110	0	0	0
Overvotes	0			0	0	0	0	0
Undervotes	10			5	5	0	0	0
Contest Totals	246			131	115	0	0	0

### Proposition 3 – State of Texas

Vote For 1

	TOTAL	VOTE %		Election Day	Early Voting	Ballots By Mail	Provision al	Limited Ballot
For	162	67.22%	<div><div></div></div>	90	72	0	0	0
Against	79	32.78%	<div><div></div></div>	39	40	0	0	0
Total Votes Cast	241	100.00%	<div><div></div></div>	129	112	0	0	0
Overvotes	0			0	0	0	0	0
Undervotes	5			2	3	0	0	0
Contest Totals	246			131	115	0	0	0

### Proposition 4 – State of Texas

Vote For 1

	TOTAL	VOTE %		Election Day	Early Voting	Ballots By Mail	Provision al	Limited Ballot
For	207	85.89%	<div><div></div></div>	111	96	0	0	0
Against	34	14.11%	<div><div></div></div>	17	17	0	0	0
Total Votes Cast	241	100.00%	<div><div></div></div>	128	113	0	0	0
Overvotes	0			0	0	0	0	0
Undervotes	5			3	2	0	0	0
Contest Totals	246			131	115	0	0	0

## PCT 151

### Proposition 5 – State of Texas

Vote For 1

	TOTAL	VOTE %		Election Day	Early Voting	Ballots By Mail	Provisional	Limited Ballot
For	167	70.17%	<div><div></div></div>	89	78	0	0	0
Against	71	29.83%	<div><div></div></div>	39	32	0	0	0
Total Votes Cast	238	100.00%	<div><div></div></div>	128	110	0	0	0
Overvotes	0			0	0	0	0	0
Undervotes	8			3	5	0	0	0
Contest Totals	246			131	115	0	0	0

### Proposition 6 – State of Texas

Vote For 1

	TOTAL	VOTE %		Election Day	Early Voting	Ballots By Mail	Provisional	Limited Ballot
For	190	79.50%	<div><div></div></div>	101	89	0	0	0
Against	49	20.50%	<div><div></div></div>	27	22	0	0	0
Total Votes Cast	239	100.00%	<div><div></div></div>	128	111	0	0	0
Overvotes	0			0	0	0	0	0
Undervotes	7			3	4	0	0	0
Contest Totals	246			131	115	0	0	0

### Proposition 7 – State of Texas

Vote For 1

	TOTAL	VOTE %		Election Day	Early Voting	Ballots By Mail	Provisional	Limited Ballot
For	175	72.31%	<div><div></div></div>	90	85	0	0	0
Against	67	27.69%	<div><div></div></div>	40	27	0	0	0
Total Votes Cast	242	100.00%	<div><div></div></div>	130	112	0	0	0
Overvotes	0			0	0	0	0	0
Undervotes	4			1	3	0	0	0
Contest Totals	246			131	115	0	0	0

### Proposition 8 – State of Texas

Vote For 1

	TOTAL	VOTE %		Election Day	Early Voting	Ballots By Mail	Provisional	Limited Ballot
For	175	73.53%	<div><div></div></div>	89	86	0	0	0
Against	63	26.47%	<div><div></div></div>	39	24	0	0	0
Total Votes Cast	238	100.00%	<div><div></div></div>	128	110	0	0	0
Overvotes	0			0	0	0	0	0
Undervotes	8			3	5	0	0	0
Contest Totals	246			131	115	0	0	0

## PCT 151

### Proposition 9 – State of Texas

Vote For 1

	TOTAL	VOTE %		Election Day	Early Voting	Ballots By Mail	Provisional	Limited Ballot
For	211	86.48%	<div><div></div></div>	114	97	0	0	0
Against	33	13.52%	<div><div></div></div>	17	16	0	0	0
Total Votes Cast	244	100.00%	<div><div></div></div>	131	113	0	0	0
Overvotes	0			0	0	0	0	0
Undervotes	2			0	2	0	0	0
Contest Totals	246			131	115	0	0	0

### Proposition 10 – State of Texas

Vote For 1

	TOTAL	VOTE %		Election Day	Early Voting	Ballots By Mail	Provisional	Limited Ballot
For	129	53.97%	<div><div></div></div>	67	62	0	0	0
Against	110	46.03%	<div><div></div></div>	60	50	0	0	0
Total Votes Cast	239	100.00%	<div><div></div></div>	127	112	0	0	0
Overvotes	0			0	0	0	0	0
Undervotes	7			4	3	0	0	0
Contest Totals	246			131	115	0	0	0

### Proposition 11 – State of Texas

Vote For 1

	TOTAL	VOTE %		Election Day	Early Voting	Ballots By Mail	Provisional	Limited Ballot
For	138	60.79%	<div><div></div></div>	73	65	0	0	0
Against	89	39.21%	<div><div></div></div>	49	40	0	0	0
Total Votes Cast	227	100.00%	<div><div></div></div>	122	105	0	0	0
Overvotes	0			0	0	0	0	0
Undervotes	19			9	10	0	0	0
Contest Totals	246			131	115	0	0	0

### Proposition 12 – State of Texas

Vote For 1

	TOTAL	VOTE %		Election Day	Early Voting	Ballots By Mail	Provisional	Limited Ballot
For	112	50.91%	<div><div></div></div>	57	55	0	0	0
Against	108	49.09%	<div><div></div></div>	63	45	0	0	0
Total Votes Cast	220	100.00%	<div><div></div></div>	120	100	0	0	0
Overvotes	0			0	0	0	0	0
Undervotes	26			11	15	0	0	0
Contest Totals	246			131	115	0	0	0

## PCT 151

### Proposition 13 – State of Texas

Vote For 1

	TOTAL	VOTE %		Election Day	Early Voting	Ballots By Mail	Provision al	Limited Ballot
For	82	34.17%	<div><div></div></div>	37	45	0	0	0
Against	158	65.83%	<div><div></div></div>	91	67	0	0	0
Total Votes Cast	240	100.00%	<div><div></div></div>	128	112	0	0	0
Overvotes	0			0	0	0	0	0
Undervotes	6			3	3	0	0	0
Contest Totals	246			131	115	0	0	0

### Proposition 14 – State of Texas

Vote For 1

	TOTAL	VOTE %		Election Day	Early Voting	Ballots By Mail	Provision al	Limited Ballot
For	187	77.27%	<div><div></div></div>	100	87	0	0	0
Against	55	22.73%	<div><div></div></div>	29	26	0	0	0
Total Votes Cast	242	100.00%	<div><div></div></div>	129	113	0	0	0
Overvotes	0			0	0	0	0	0
Undervotes	4			2	2	0	0	0
Contest Totals	246			131	115	0	0	0

### Proposition A – Collin County

Vote For 1

	TOTAL	VOTE %		Election Day	Early Voting	Ballots By Mail	Provision al	Limited Ballot
For	130	54.17%	<div><div></div></div>	72	58	0	0	0
Against	110	45.83%	<div><div></div></div>	57	53	0	0	0
Total Votes Cast	240	100.00%	<div><div></div></div>	129	111	0	0	0
Overvotes	0			0	0	0	0	0
Undervotes	6			2	4	0	0	0
Contest Totals	246			131	115	0	0	0

### Proposition B – Collin County

Vote For 1

	TOTAL	VOTE %		Election Day	Early Voting	Ballots By Mail	Provision al	Limited Ballot
For	162	68.64%	<div><div></div></div>	85	77	0	0	0
Against	74	31.36%	<div><div></div></div>	40	34	0	0	0
Total Votes Cast	236	100.00%	<div><div></div></div>	125	111	0	0	0
Overvotes	0			0	0	0	0	0
Undervotes	10			6	4	0	0	0
Contest Totals	246			131	115	0	0	0

## PCT 151

### Proposition C – Collin County

Vote For 1

	TOTAL	VOTE %		Election Day	Early Voting	Ballots By Mail	Provisional	Limited Ballot
For	136	58.12%	<div><div></div></div>	75	61	0	0	0
Against	98	41.88%	<div><div></div></div>	49	49	0	0	0
Total Votes Cast	234	100.00%	<div><div></div></div>	124	110	0	0	0
Overvotes	0			0	0	0	0	0
Undervotes	12			7	5	0	0	0
Contest Totals	246			131	115	0	0	0

### Proposition D – Collin County

Vote For 1

	TOTAL	VOTE %		Election Day	Early Voting	Ballots By Mail	Provisional	Limited Ballot
For	154	64.98%	<div><div></div></div>	82	72	0	0	0
Against	83	35.02%	<div><div></div></div>	45	38	0	0	0
Total Votes Cast	237	100.00%	<div><div></div></div>	127	110	0	0	0
Overvotes	0			0	0	0	0	0
Undervotes	9			4	5	0	0	0
Contest Totals	246			131	115	0	0	0

### Proposition E – Collin County

Vote For 1

	TOTAL	VOTE %		Election Day	Early Voting	Ballots By Mail	Provisional	Limited Ballot
For	179	74.58%	<div><div></div></div>	97	82	0	0	0
Against	61	25.42%	<div><div></div></div>	31	30	0	0	0
Total Votes Cast	240	100.00%	<div><div></div></div>	128	112	0	0	0
Overvotes	0			0	0	0	0	0
Undervotes	6			3	3	0	0	0
Contest Totals	246			131	115	0	0	0

### Proposition A – City of Allen

Vote For 1

	TOTAL	VOTE %		Election Day	Early Voting	Ballots By Mail	Provisional	Limited Ballot
For	193	80.08%	<div><div></div></div>	102	91	0	0	0
Against	48	19.92%	<div><div></div></div>	25	23	0	0	0
Total Votes Cast	241	100.00%	<div><div></div></div>	127	114	0	0	0
Overvotes	0			0	0	0	0	0
Undervotes	5			4	1	0	0	0
Contest Totals	246			131	115	0	0	0



## PCT 151

### Proposition B – City of Allen

Vote For 1

	TOTAL	VOTE %		Election Day	Early Voting	Ballots By Mail	Provisional	Limited Ballot
For	151	62.66%	<div><div></div></div>	84	67	0	0	0
Against	90	37.34%	<div><div></div></div>	44	46	0	0	0
Total Votes Cast	241	100.00%	<div><div></div></div>	128	113	0	0	0
Overvotes	0			0	0	0	0	0
Undervotes	5			3	2	0	0	0
Contest Totals	246			131	115	0	0	0

### Proposition C – City of Allen

Vote For 1

	TOTAL	VOTE %		Election Day	Early Voting	Ballots By Mail	Provisional	Limited Ballot
For	121	50.63%	<div><div></div></div>	60	61	0	0	0
Against	118	49.37%	<div><div></div></div>	65	53	0	0	0
Total Votes Cast	239	100.00%	<div><div></div></div>	125	114	0	0	0
Overvotes	0			0	0	0	0	0
Undervotes	7			6	1	0	0	0
Contest Totals	246			131	115	0	0	0

### Proposition D – City of Allen

Vote For 1

	TOTAL	VOTE %		Election Day	Early Voting	Ballots By Mail	Provisional	Limited Ballot
For	159	66.53%	<div><div></div></div>	88	71	0	0	0
Against	80	33.47%	<div><div></div></div>	39	41	0	0	0
Total Votes Cast	239	100.00%	<div><div></div></div>	127	112	0	0	0
Overvotes	0			0	0	0	0	0
Undervotes	7			4	3	0	0	0
Contest Totals	246			131	115	0	0	0

### Proposition E – City of Allen

Vote For 1

	TOTAL	VOTE %		Election Day	Early Voting	Ballots By Mail	Provisional	Limited Ballot
For	161	66.26%	<div><div></div></div>	90	71	0	0	0
Against	82	33.74%	<div><div></div></div>	39	43	0	0	0
Total Votes Cast	243	100.00%	<div><div></div></div>	129	114	0	0	0
Overvotes	0			0	0	0	0	0
Undervotes	3			2	1	0	0	0
Contest Totals	246			131	115	0	0	0

## PCT 152

### Proposition 1 – State of Texas

Vote For 1

	TOTAL	VOTE %		Election Day	Early Voting	Ballots By Mail	Provision al	Limited Ballot
For	13	39.39%	<div><div></div></div>	8	5	0	0	0
Against	20	60.61%	<div><div></div></div>	11	9	0	0	0
Total Votes Cast	33	100.00%	<div><div></div></div>	19	14	0	0	0
Overvotes	0			0	0	0	0	0
Undervotes	0			0	0	0	0	0
Contest Totals	33			19	14	0	0	0

### Proposition 2 – State of Texas

Vote For 1

	TOTAL	VOTE %		Election Day	Early Voting	Ballots By Mail	Provision al	Limited Ballot
For	25	75.76%	<div><div></div></div>	13	12	0	0	0
Against	8	24.24%	<div><div></div></div>	6	2	0	0	0
Total Votes Cast	33	100.00%	<div><div></div></div>	19	14	0	0	0
Overvotes	0			0	0	0	0	0
Undervotes	0			0	0	0	0	0
Contest Totals	33			19	14	0	0	0

### Proposition 3 – State of Texas

Vote For 1

	TOTAL	VOTE %		Election Day	Early Voting	Ballots By Mail	Provision al	Limited Ballot
For	11	33.33%	<div><div></div></div>	9	2	0	0	0
Against	22	66.67%	<div><div></div></div>	10	12	0	0	0
Total Votes Cast	33	100.00%	<div><div></div></div>	19	14	0	0	0
Overvotes	0			0	0	0	0	0
Undervotes	0			0	0	0	0	0
Contest Totals	33			19	14	0	0	0

### Proposition 4 – State of Texas

Vote For 1

	TOTAL	VOTE %		Election Day	Early Voting	Ballots By Mail	Provision al	Limited Ballot
For	22	66.67%	<div><div></div></div>	13	9	0	0	0
Against	11	33.33%	<div><div></div></div>	6	5	0	0	0
Total Votes Cast	33	100.00%	<div><div></div></div>	19	14	0	0	0
Overvotes	0			0	0	0	0	0
Undervotes	0			0	0	0	0	0
Contest Totals	33			19	14	0	0	0

## PCT 152

### Proposition 5 – State of Texas

Vote For 1

	TOTAL	VOTE %		Election Day	Early Voting	Ballots By Mail	Provisional	Limited Ballot
For	24	72.73%	<div><div></div></div>	12	12	0	0	0
Against	9	27.27%	<div><div></div></div>	7	2	0	0	0
Total Votes Cast	33	100.00%	<div><div></div></div>	19	14	0	0	0
Overvotes	0			0	0	0	0	0
Undervotes	0			0	0	0	0	0
Contest Totals	33			19	14	0	0	0

### Proposition 6 – State of Texas

Vote For 1

	TOTAL	VOTE %		Election Day	Early Voting	Ballots By Mail	Provisional	Limited Ballot
For	28	84.85%	<div><div></div></div>	14	14	0	0	0
Against	5	15.15%	<div><div></div></div>	5	0	0	0	0
Total Votes Cast	33	100.00%	<div><div></div></div>	19	14	0	0	0
Overvotes	0			0	0	0	0	0
Undervotes	0			0	0	0	0	0
Contest Totals	33			19	14	0	0	0

### Proposition 7 – State of Texas

Vote For 1

	TOTAL	VOTE %		Election Day	Early Voting	Ballots By Mail	Provisional	Limited Ballot
For	10	30.30%	<div><div></div></div>	4	6	0	0	0
Against	23	69.70%	<div><div></div></div>	15	8	0	0	0
Total Votes Cast	33	100.00%	<div><div></div></div>	19	14	0	0	0
Overvotes	0			0	0	0	0	0
Undervotes	0			0	0	0	0	0
Contest Totals	33			19	14	0	0	0

### Proposition 8 – State of Texas

Vote For 1

	TOTAL	VOTE %		Election Day	Early Voting	Ballots By Mail	Provisional	Limited Ballot
For	27	81.82%	<div><div></div></div>	13	14	0	0	0
Against	6	18.18%	<div><div></div></div>	6	0	0	0	0
Total Votes Cast	33	100.00%	<div><div></div></div>	19	14	0	0	0
Overvotes	0			0	0	0	0	0
Undervotes	0			0	0	0	0	0
Contest Totals	33			19	14	0	0	0

## PCT 152

### Proposition 9 – State of Texas

Vote For 1

	TOTAL	VOTE %		Election Day	Early Voting	Ballots By Mail	Provisional	Limited Ballot
For	32	96.97%	<div><div></div></div>	18	14	0	0	0
Against	1	3.03%	<div><div></div></div>	1	0	0	0	0
Total Votes Cast	33	100.00%	<div><div></div></div>	19	14	0	0	0
Overvotes	0			0	0	0	0	0
Undervotes	0			0	0	0	0	0
Contest Totals	33			19	14	0	0	0

### Proposition 10 – State of Texas

Vote For 1

	TOTAL	VOTE %		Election Day	Early Voting	Ballots By Mail	Provisional	Limited Ballot
For	9	27.27%	<div><div></div></div>	5	4	0	0	0
Against	24	72.73%	<div><div></div></div>	14	10	0	0	0
Total Votes Cast	33	100.00%	<div><div></div></div>	19	14	0	0	0
Overvotes	0			0	0	0	0	0
Undervotes	0			0	0	0	0	0
Contest Totals	33			19	14	0	0	0

### Proposition 11 – State of Texas

Vote For 1

	TOTAL	VOTE %		Election Day	Early Voting	Ballots By Mail	Provisional	Limited Ballot
For	26	78.79%	<div><div></div></div>	13	13	0	0	0
Against	7	21.21%	<div><div></div></div>	6	1	0	0	0
Total Votes Cast	33	100.00%	<div><div></div></div>	19	14	0	0	0
Overvotes	0			0	0	0	0	0
Undervotes	0			0	0	0	0	0
Contest Totals	33			19	14	0	0	0

### Proposition 12 – State of Texas

Vote For 1

	TOTAL	VOTE %		Election Day	Early Voting	Ballots By Mail	Provisional	Limited Ballot
For	17	54.84%	<div><div></div></div>	10	7	0	0	0
Against	14	45.16%	<div><div></div></div>	9	5	0	0	0
Total Votes Cast	31	100.00%	<div><div></div></div>	19	12	0	0	0
Overvotes	0			0	0	0	0	0
Undervotes	2			0	2	0	0	0
Contest Totals	33			19	14	0	0	0

## PCT 152

### Proposition 13 – State of Texas

Vote For 1

	TOTAL	VOTE %		Election Day	Early Voting	Ballots By Mail	Provisional	Limited Ballot
For	7	21.21%	<div><div></div></div>	2	5	0	0	0
Against	26	78.79%	<div><div></div></div>	17	9	0	0	0
Total Votes Cast	33	100.00%	<div><div></div></div>	19	14	0	0	0
Overvotes	0			0	0	0	0	0
Undervotes	0			0	0	0	0	0
Contest Totals	33			19	14	0	0	0

### Proposition 14 – State of Texas

Vote For 1

	TOTAL	VOTE %		Election Day	Early Voting	Ballots By Mail	Provisional	Limited Ballot
For	27	81.82%	<div><div></div></div>	13	14	0	0	0
Against	6	18.18%	<div><div></div></div>	6	0	0	0	0
Total Votes Cast	33	100.00%	<div><div></div></div>	19	14	0	0	0
Overvotes	0			0	0	0	0	0
Undervotes	0			0	0	0	0	0
Contest Totals	33			19	14	0	0	0

### Proposition A – Collin County

Vote For 1

	TOTAL	VOTE %		Election Day	Early Voting	Ballots By Mail	Provisional	Limited Ballot
For	16	48.48%	<div><div></div></div>	5	11	0	0	0
Against	17	51.52%	<div><div></div></div>	14	3	0	0	0
Total Votes Cast	33	100.00%	<div><div></div></div>	19	14	0	0	0
Overvotes	0			0	0	0	0	0
Undervotes	0			0	0	0	0	0
Contest Totals	33			19	14	0	0	0

### Proposition B – Collin County

Vote For 1

	TOTAL	VOTE %		Election Day	Early Voting	Ballots By Mail	Provisional	Limited Ballot
For	27	81.82%	<div><div></div></div>	13	14	0	0	0
Against	6	18.18%	<div><div></div></div>	6	0	0	0	0
Total Votes Cast	33	100.00%	<div><div></div></div>	19	14	0	0	0
Overvotes	0			0	0	0	0	0
Undervotes	0			0	0	0	0	0
Contest Totals	33			19	14	0	0	0

## PCT 152

### Proposition C – Collin County

Vote For 1

	TOTAL	VOTE %		Election Day	Early Voting	Ballots By Mail	Provisional	Limited Ballot
For	22	68.75%	<div><div></div></div>	9	13	0	0	0
Against	10	31.25%	<div><div></div></div>	9	1	0	0	0
Total Votes Cast	32	100.00%	<div><div></div></div>	18	14	0	0	0
Overvotes	0			0	0	0	0	0
Undervotes	1			1	0	0	0	0
Contest Totals	33			19	14	0	0	0

### Proposition D – Collin County

Vote For 1

	TOTAL	VOTE %		Election Day	Early Voting	Ballots By Mail	Provisional	Limited Ballot
For	28	84.85%	<div><div></div></div>	15	13	0	0	0
Against	5	15.15%	<div><div></div></div>	4	1	0	0	0
Total Votes Cast	33	100.00%	<div><div></div></div>	19	14	0	0	0
Overvotes	0			0	0	0	0	0
Undervotes	0			0	0	0	0	0
Contest Totals	33			19	14	0	0	0

### Proposition E – Collin County

Vote For 1

	TOTAL	VOTE %		Election Day	Early Voting	Ballots By Mail	Provisional	Limited Ballot
For	25	75.76%	<div><div></div></div>	11	14	0	0	0
Against	8	24.24%	<div><div></div></div>	8	0	0	0	0
Total Votes Cast	33	100.00%	<div><div></div></div>	19	14	0	0	0
Overvotes	0			0	0	0	0	0
Undervotes	0			0	0	0	0	0
Contest Totals	33			19	14	0	0	0

## PCT 153

### Proposition 1 – State of Texas

Vote For 1

	TOTAL	VOTE %		Election Day	Early Voting	Ballots By Mail	Provisional	Limited Ballot
For	572	79.55%	<div><div></div></div>	298	265	9	0	0
Against	147	20.45%	<div><div></div></div>	83	62	2	0	0
Total Votes Cast	719	100.00%	<div><div></div></div>	381	327	11	0	0
Overvotes	0			0	0	0	0	0
Undervotes	38			23	14	0	1	0
Contest Totals	757			404	341	11	1	0

### Proposition 2 – State of Texas

Vote For 1

	TOTAL	VOTE %		Election Day	Early Voting	Ballots By Mail	Provisional	Limited Ballot
For	467	65.68%	<div><div></div></div>	256	204	7	0	0
Against	244	34.32%	<div><div></div></div>	121	119	4	0	0
Total Votes Cast	711	100.00%	<div><div></div></div>	377	323	11	0	0
Overvotes	0			0	0	0	0	0
Undervotes	46			27	18	0	1	0
Contest Totals	757			404	341	11	1	0

### Proposition 3 – State of Texas

Vote For 1

	TOTAL	VOTE %		Election Day	Early Voting	Ballots By Mail	Provisional	Limited Ballot
For	499	70.58%	<div><div></div></div>	247	243	9	0	0
Against	208	29.42%	<div><div></div></div>	125	81	2	0	0
Total Votes Cast	707	100.00%	<div><div></div></div>	372	324	11	0	0
Overvotes	0			0	0	0	0	0
Undervotes	50			32	17	0	1	0
Contest Totals	757			404	341	11	1	0

### Proposition 4 – State of Texas

Vote For 1

	TOTAL	VOTE %		Election Day	Early Voting	Ballots By Mail	Provisional	Limited Ballot
For	619	85.97%	<div><div></div></div>	323	285	10	1	0
Against	101	14.03%	<div><div></div></div>	57	43	1	0	0
Total Votes Cast	720	100.00%	<div><div></div></div>	380	328	11	1	0
Overvotes	0			0	0	0	0	0
Undervotes	37			24	13	0	0	0
Contest Totals	757			404	341	11	1	0

## PCT 153

### Proposition 5 – State of Texas

Vote For 1

	TOTAL	VOTE %		Election Day	Early Voting	Ballots By Mail	Provisional	Limited Ballot
For	470	65.64%	<div><div></div></div>	245	217	7	1	0
Against	246	34.36%	<div><div></div></div>	132	110	4	0	0
Total Votes Cast	716	100.00%	<div><div></div></div>	377	327	11	1	0
Overvotes	0			0	0	0	0	0
Undervotes	41			27	14	0	0	0
Contest Totals	757			404	341	11	1	0

### Proposition 6 – State of Texas

Vote For 1

	TOTAL	VOTE %		Election Day	Early Voting	Ballots By Mail	Provisional	Limited Ballot
For	584	81.68%	<div><div></div></div>	315	259	9	1	0
Against	131	18.32%	<div><div></div></div>	65	64	2	0	0
Total Votes Cast	715	100.00%	<div><div></div></div>	380	323	11	1	0
Overvotes	0			0	0	0	0	0
Undervotes	42			24	18	0	0	0
Contest Totals	757			404	341	11	1	0

### Proposition 7 – State of Texas

Vote For 1

	TOTAL	VOTE %		Election Day	Early Voting	Ballots By Mail	Provisional	Limited Ballot
For	502	70.31%	<div><div></div></div>	259	235	8	0	0
Against	212	29.69%	<div><div></div></div>	118	91	3	0	0
Total Votes Cast	714	100.00%	<div><div></div></div>	377	326	11	0	0
Overvotes	0			0	0	0	0	0
Undervotes	43			27	15	0	1	0
Contest Totals	757			404	341	11	1	0

### Proposition 8 – State of Texas

Vote For 1

	TOTAL	VOTE %		Election Day	Early Voting	Ballots By Mail	Provisional	Limited Ballot
For	526	74.50%	<div><div></div></div>	284	235	6	1	0
Against	180	25.50%	<div><div></div></div>	90	85	5	0	0
Total Votes Cast	706	100.00%	<div><div></div></div>	374	320	11	1	0
Overvotes	0			0	0	0	0	0
Undervotes	51			30	21	0	0	0
Contest Totals	757			404	341	11	1	0



## PCT 153

### Proposition 9 – State of Texas

Vote For 1

	TOTAL	VOTE %		Election Day	Early Voting	Ballots By Mail	Provisional	Limited Ballot
For	611	83.81%	<div><div></div></div>	326	273	11	1	0
Against	118	16.19%	<div><div></div></div>	59	59	0	0	0
Total Votes Cast	729	100.00%	<div><div></div></div>	385	332	11	1	0
Overvotes	0			0	0	0	0	0
Undervotes	28			19	9	0	0	0
Contest Totals	757			404	341	11	1	0

### Proposition 10 – State of Texas

Vote For 1

	TOTAL	VOTE %		Election Day	Early Voting	Ballots By Mail	Provisional	Limited Ballot
For	373	53.44%	<div><div></div></div>	192	176	5	0	0
Against	325	46.56%	<div><div></div></div>	176	142	6	1	0
Total Votes Cast	698	100.00%	<div><div></div></div>	368	318	11	1	0
Overvotes	0			0	0	0	0	0
Undervotes	59			36	23	0	0	0
Contest Totals	757			404	341	11	1	0

### Proposition 11 – State of Texas

Vote For 1

	TOTAL	VOTE %		Election Day	Early Voting	Ballots By Mail	Provisional	Limited Ballot
For	425	64.59%	<div><div></div></div>	230	186	9	0	0
Against	233	35.41%	<div><div></div></div>	121	109	2	1	0
Total Votes Cast	658	100.00%	<div><div></div></div>	351	295	11	1	0
Overvotes	0			0	0	0	0	0
Undervotes	99			53	46	0	0	0
Contest Totals	757			404	341	11	1	0

### Proposition 12 – State of Texas

Vote For 1

	TOTAL	VOTE %		Election Day	Early Voting	Ballots By Mail	Provisional	Limited Ballot
For	345	55.20%	<div><div></div></div>	176	167	2	0	0
Against	280	44.80%	<div><div></div></div>	151	121	7	1	0
Total Votes Cast	625	100.00%	<div><div></div></div>	327	288	9	1	0
Overvotes	0			0	0	0	0	0
Undervotes	132			77	53	2	0	0
Contest Totals	757			404	341	11	1	0

## PCT 153

### Proposition 13 – State of Texas

Vote For 1

	TOTAL	VOTE %		Election Day	Early Voting	Ballots By Mail	Provisional	Limited Ballot
For	252	35.44%	<div><div></div></div>	133	114	5	0	0
Against	459	64.56%	<div><div></div></div>	247	205	6	1	0
Total Votes Cast	711	100.00%	<div><div></div></div>	380	319	11	1	0
Overvotes	0			0	0	0	0	0
Undervotes	46			24	22	0	0	0
Contest Totals	757			404	341	11	1	0

### Proposition 14 – State of Texas

Vote For 1

	TOTAL	VOTE %		Election Day	Early Voting	Ballots By Mail	Provisional	Limited Ballot
For	559	78.84%	<div><div></div></div>	302	249	8	0	0
Against	150	21.16%	<div><div></div></div>	76	70	3	1	0
Total Votes Cast	709	100.00%	<div><div></div></div>	378	319	11	1	0
Overvotes	0			0	0	0	0	0
Undervotes	48			26	22	0	0	0
Contest Totals	757			404	341	11	1	0

### Proposition A – Collin County

Vote For 1

	TOTAL	VOTE %		Election Day	Early Voting	Ballots By Mail	Provisional	Limited Ballot
For	368	52.65%	<div><div></div></div>	200	161	6	1	0
Against	331	47.35%	<div><div></div></div>	167	159	5	0	0
Total Votes Cast	699	100.00%	<div><div></div></div>	367	320	11	1	0
Overvotes	0			0	0	0	0	0
Undervotes	58			37	21	0	0	0
Contest Totals	757			404	341	11	1	0

### Proposition B – Collin County

Vote For 1

	TOTAL	VOTE %		Election Day	Early Voting	Ballots By Mail	Provisional	Limited Ballot
For	414	59.83%	<div><div></div></div>	219	189	5	1	0
Against	278	40.17%	<div><div></div></div>	146	126	6	0	0
Total Votes Cast	692	100.00%	<div><div></div></div>	365	315	11	1	0
Overvotes	0			0	0	0	0	0
Undervotes	65			39	26	0	0	0
Contest Totals	757			404	341	11	1	0

## PCT 153

### Proposition C – Collin County

Vote For 1

	TOTAL	VOTE %		Election Day	Early Voting	Ballots By Mail	Provisional	Limited Ballot
For	362	52.85%	<div><div></div></div>	187	169	6	0	0
Against	323	47.15%	<div><div></div></div>	170	147	5	1	0
Total Votes Cast	685	100.00%	<div><div></div></div>	357	316	11	1	0
Overvotes	0			0	0	0	0	0
Undervotes	72			47	25	0	0	0
Contest Totals	757			404	341	11	1	0

### Proposition D – Collin County

Vote For 1

	TOTAL	VOTE %		Election Day	Early Voting	Ballots By Mail	Provisional	Limited Ballot
For	440	63.49%	<div><div></div></div>	234	200	5	1	0
Against	253	36.51%	<div><div></div></div>	132	115	6	0	0
Total Votes Cast	693	100.00%	<div><div></div></div>	366	315	11	1	0
Overvotes	0			0	0	0	0	0
Undervotes	64			38	26	0	0	0
Contest Totals	757			404	341	11	1	0

### Proposition E – Collin County

Vote For 1

	TOTAL	VOTE %		Election Day	Early Voting	Ballots By Mail	Provisional	Limited Ballot
For	544	76.40%	<div><div></div></div>	287	247	9	1	0
Against	168	23.60%	<div><div></div></div>	89	77	2	0	0
Total Votes Cast	712	100.00%	<div><div></div></div>	376	324	11	1	0
Overvotes	0			0	0	0	0	0
Undervotes	45			28	17	0	0	0
Contest Totals	757			404	341	11	1	0

### City Council, Place 2 – City of Murphy

Vote For 1

	TOTAL	VOTE %		Election Day	Early Voting	Ballots By Mail	Provisional	Limited Ballot
Chi Egwuekwe	13	41.94%	<div><div></div></div>	7	6	0	0	0
W. Scott Smith	18	58.06%	<div><div></div></div>	9	9	0	0	0
Total Votes Cast	31	100.00%	<div><div></div></div>	16	15	0	0	0
Overvotes	0			0	0	0	0	0
Undervotes	2			1	1	0	0	0
Contest Totals	33			17	16	0	0	0

PCT 153

Proposition A – Wylie ISD								
Vote For 1								
	TOTAL	VOTE %		Election Day	Early Voting	Ballots By Mail	Provision al	Limited Ballot
FOR	401	54.63%	<div><div></div></div>	219	180	2	0	0
AGAINST	333	45.37%	<div><div></div></div>	171	152	9	1	0
Total Votes Cast	734	100.00%	<div><div></div></div>	390	332	11	1	0
Overvotes	0			0	0	0	0	0
Undervotes	23			14	9	0	0	0
Contest Totals	757			404	341	11	1	0

## PCT 154

### Proposition 1 – State of Texas

Vote For 1

	TOTAL	VOTE %		Election Day	Early Voting	Ballots By Mail	Provision al	Limited Ballot
For	231	83.70%	<div><div></div></div>	132	98	1	0	0
Against	45	16.30%	<div><div></div></div>	31	14	0	0	0
Total Votes Cast	276	100.00%	<div><div></div></div>	163	112	1	0	0
Overvotes	0			0	0	0	0	0
Undervotes	3			1	2	0	0	0
Contest Totals	279			164	114	1	0	0

### Proposition 2 – State of Texas

Vote For 1

	TOTAL	VOTE %		Election Day	Early Voting	Ballots By Mail	Provision al	Limited Ballot
For	168	61.54%	<div><div></div></div>	91	76	1	0	0
Against	105	38.46%	<div><div></div></div>	70	35	0	0	0
Total Votes Cast	273	100.00%	<div><div></div></div>	161	111	1	0	0
Overvotes	0			0	0	0	0	0
Undervotes	6			3	3	0	0	0
Contest Totals	279			164	114	1	0	0

### Proposition 3 – State of Texas

Vote For 1

	TOTAL	VOTE %		Election Day	Early Voting	Ballots By Mail	Provision al	Limited Ballot
For	216	79.12%	<div><div></div></div>	123	92	1	0	0
Against	57	20.88%	<div><div></div></div>	37	20	0	0	0
Total Votes Cast	273	100.00%	<div><div></div></div>	160	112	1	0	0
Overvotes	0			0	0	0	0	0
Undervotes	6			4	2	0	0	0
Contest Totals	279			164	114	1	0	0

### Proposition 4 – State of Texas

Vote For 1

	TOTAL	VOTE %		Election Day	Early Voting	Ballots By Mail	Provision al	Limited Ballot
For	255	93.07%	<div><div></div></div>	148	106	1	0	0
Against	19	6.93%	<div><div></div></div>	14	5	0	0	0
Total Votes Cast	274	100.00%	<div><div></div></div>	162	111	1	0	0
Overvotes	0			0	0	0	0	0
Undervotes	5			2	3	0	0	0
Contest Totals	279			164	114	1	0	0

## PCT 154

### Proposition 5 – State of Texas

Vote For 1

	TOTAL	VOTE %		Election Day	Early Voting	Ballots By Mail	Provisional	Limited Ballot
For	169	62.83%	<div><div></div></div>	93	75	1	0	0
Against	100	37.17%	<div><div></div></div>	66	34	0	0	0
Total Votes Cast	269	100.00%	<div><div></div></div>	159	109	1	0	0
Overvotes	0			0	0	0	0	0
Undervotes	10			5	5	0	0	0
Contest Totals	279			164	114	1	0	0

### Proposition 6 – State of Texas

Vote For 1

	TOTAL	VOTE %		Election Day	Early Voting	Ballots By Mail	Provisional	Limited Ballot
For	223	81.68%	<div><div></div></div>	126	96	1	0	0
Against	50	18.32%	<div><div></div></div>	35	15	0	0	0
Total Votes Cast	273	100.00%	<div><div></div></div>	161	111	1	0	0
Overvotes	0			0	0	0	0	0
Undervotes	6			3	3	0	0	0
Contest Totals	279			164	114	1	0	0

### Proposition 7 – State of Texas

Vote For 1

	TOTAL	VOTE %		Election Day	Early Voting	Ballots By Mail	Provisional	Limited Ballot
For	201	73.63%	<div><div></div></div>	114	86	1	0	0
Against	72	26.37%	<div><div></div></div>	48	24	0	0	0
Total Votes Cast	273	100.00%	<div><div></div></div>	162	110	1	0	0
Overvotes	0			0	0	0	0	0
Undervotes	6			2	4	0	0	0
Contest Totals	279			164	114	1	0	0

### Proposition 8 – State of Texas

Vote For 1

	TOTAL	VOTE %		Election Day	Early Voting	Ballots By Mail	Provisional	Limited Ballot
For	184	68.40%	<div><div></div></div>	105	78	1	0	0
Against	85	31.60%	<div><div></div></div>	55	30	0	0	0
Total Votes Cast	269	100.00%	<div><div></div></div>	160	108	1	0	0
Overvotes	0			0	0	0	0	0
Undervotes	10			4	6	0	0	0
Contest Totals	279			164	114	1	0	0

## PCT 154

### Proposition 9 – State of Texas

Vote For 1

	TOTAL	VOTE %		Election Day	Early Voting	Ballots By Mail	Provisional	Limited Ballot
For	222	81.02%	<div><div></div></div>	124	97	1	0	0
Against	52	18.98%	<div><div></div></div>	38	14	0	0	0
Total Votes Cast	274	100.00%	<div><div></div></div>	162	111	1	0	0
Overvotes	0			0	0	0	0	0
Undervotes	5			2	3	0	0	0
Contest Totals	279			164	114	1	0	0

### Proposition 10 – State of Texas

Vote For 1

	TOTAL	VOTE %		Election Day	Early Voting	Ballots By Mail	Provisional	Limited Ballot
For	146	54.68%	<div><div></div></div>	73	73	0	0	0
Against	121	45.32%	<div><div></div></div>	86	35	0	0	0
Total Votes Cast	267	100.00%	<div><div></div></div>	159	108	0	0	0
Overvotes	0			0	0	0	0	0
Undervotes	12			5	6	1	0	0
Contest Totals	279			164	114	1	0	0

### Proposition 11 – State of Texas

Vote For 1

	TOTAL	VOTE %		Election Day	Early Voting	Ballots By Mail	Provisional	Limited Ballot
For	141	55.29%	<div><div></div></div>	75	65	1	0	0
Against	114	44.71%	<div><div></div></div>	81	33	0	0	0
Total Votes Cast	255	100.00%	<div><div></div></div>	156	98	1	0	0
Overvotes	0			0	0	0	0	0
Undervotes	24			8	16	0	0	0
Contest Totals	279			164	114	1	0	0

### Proposition 12 – State of Texas

Vote For 1

	TOTAL	VOTE %		Election Day	Early Voting	Ballots By Mail	Provisional	Limited Ballot
For	134	54.92%	<div><div></div></div>	71	62	1	0	0
Against	110	45.08%	<div><div></div></div>	75	35	0	0	0
Total Votes Cast	244	100.00%	<div><div></div></div>	146	97	1	0	0
Overvotes	0			0	0	0	0	0
Undervotes	35			18	17	0	0	0
Contest Totals	279			164	114	1	0	0

## PCT 154

### Proposition 13 – State of Texas

Vote For 1

	TOTAL	VOTE %		Election Day	Early Voting	Ballots By Mail	Provisional	Limited Ballot
For	123	46.24%	<div><div></div></div>	65	57	1	0	0
Against	143	53.76%	<div><div></div></div>	93	50	0	0	0
Total Votes Cast	266	100.00%	<div><div></div></div>	158	107	1	0	0
Overvotes	0			0	0	0	0	0
Undervotes	13			6	7	0	0	0
Contest Totals	279			164	114	1	0	0

### Proposition 14 – State of Texas

Vote For 1

	TOTAL	VOTE %		Election Day	Early Voting	Ballots By Mail	Provisional	Limited Ballot
For	189	70.26%	<div><div></div></div>	105	83	1	0	0
Against	80	29.74%	<div><div></div></div>	57	23	0	0	0
Total Votes Cast	269	100.00%	<div><div></div></div>	162	106	1	0	0
Overvotes	0			0	0	0	0	0
Undervotes	10			2	8	0	0	0
Contest Totals	279			164	114	1	0	0

### Proposition A – Collin County

Vote For 1

	TOTAL	VOTE %		Election Day	Early Voting	Ballots By Mail	Provisional	Limited Ballot
For	132	49.62%	<div><div></div></div>	68	64	0	0	0
Against	134	50.38%	<div><div></div></div>	92	42	0	0	0
Total Votes Cast	266	100.00%	<div><div></div></div>	160	106	0	0	0
Overvotes	0			0	0	0	0	0
Undervotes	13			4	8	1	0	0
Contest Totals	279			164	114	1	0	0

### Proposition B – Collin County

Vote For 1

	TOTAL	VOTE %		Election Day	Early Voting	Ballots By Mail	Provisional	Limited Ballot
For	159	58.67%	<div><div></div></div>	82	76	1	0	0
Against	112	41.33%	<div><div></div></div>	79	33	0	0	0
Total Votes Cast	271	100.00%	<div><div></div></div>	161	109	1	0	0
Overvotes	0			0	0	0	0	0
Undervotes	8			3	5	0	0	0
Contest Totals	279			164	114	1	0	0



## PCT 154

### Proposition C – Collin County

Vote For 1

	TOTAL	VOTE %		Election Day	Early Voting	Ballots By Mail	Provisional	Limited Ballot
For	132	49.25%	<div><div></div></div>	72	60	0	0	0
Against	136	50.75%	<div><div></div></div>	87	49	0	0	0
Total Votes Cast	268	100.00%	<div><div></div></div>	159	109	0	0	0
Overvotes	0			0	0	0	0	0
Undervotes	11			5	5	1	0	0
Contest Totals	279			164	114	1	0	0

### Proposition D – Collin County

Vote For 1

	TOTAL	VOTE %		Election Day	Early Voting	Ballots By Mail	Provisional	Limited Ballot
For	153	56.25%	<div><div></div></div>	83	70	0	0	0
Against	119	43.75%	<div><div></div></div>	78	41	0	0	0
Total Votes Cast	272	100.00%	<div><div></div></div>	161	111	0	0	0
Overvotes	0			0	0	0	0	0
Undervotes	7			3	3	1	0	0
Contest Totals	279			164	114	1	0	0

### Proposition E – Collin County

Vote For 1

	TOTAL	VOTE %		Election Day	Early Voting	Ballots By Mail	Provisional	Limited Ballot
For	203	74.63%	<div><div></div></div>	113	90	0	0	0
Against	69	25.37%	<div><div></div></div>	47	22	0	0	0
Total Votes Cast	272	100.00%	<div><div></div></div>	160	112	0	0	0
Overvotes	0			0	0	0	0	0
Undervotes	7			4	2	1	0	0
Contest Totals	279			164	114	1	0	0

### Proposition A – Serenade MUD

Vote For 1

	TOTAL	VOTE %		Election Day	Early Voting	Ballots By Mail	Provisional	Limited Ballot
FOR	1	100.00%	<div><div></div></div>	0	1	0	0	0
AGAINST	0	0.00%	<div><div></div></div>	0	0	0	0	0
Total Votes Cast	1	100.00%	<div><div></div></div>	0	1	0	0	0
Overvotes	0			0	0	0	0	0
Undervotes	0			0	0	0	0	0
Contest Totals	1			0	1	0	0	0

## PCT 154

### Proposition B – Serenade MUD

Vote For 1

	TOTAL	VOTE %		Election Day	Early Voting	Ballots By Mail	Provision al	Limited Ballot
FOR	1	100.00%	<div></div>	0	1	0	0	0
AGAINST	0	0.00%	<div></div>	0	0	0	0	0
Total Votes Cast	1	100.00%	<div></div>	0	1	0	0	0
Overvotes	0			0	0	0	0	0
Undervotes	0			0	0	0	0	0
Contest Totals	1			0	1	0	0	0

### Proposition C – Serenade MUD

Vote For 1

	TOTAL	VOTE %		Election Day	Early Voting	Ballots By Mail	Provision al	Limited Ballot
FOR	1	100.00%	<div></div>	0	1	0	0	0
AGAINST	0	0.00%	<div></div>	0	0	0	0	0
Total Votes Cast	1	100.00%	<div></div>	0	1	0	0	0
Overvotes	0			0	0	0	0	0
Undervotes	0			0	0	0	0	0
Contest Totals	1			0	1	0	0	0

### Proposition D – Serenade MUD

Vote For 1

	TOTAL	VOTE %		Election Day	Early Voting	Ballots By Mail	Provision al	Limited Ballot
FOR	1	100.00%	<div></div>	0	1	0	0	0
AGAINST	0	0.00%	<div></div>	0	0	0	0	0
Total Votes Cast	1	100.00%	<div></div>	0	1	0	0	0
Overvotes	0			0	0	0	0	0
Undervotes	0			0	0	0	0	0
Contest Totals	1			0	1	0	0	0

### Proposition E – Serenade MUD

Vote For 1

	TOTAL	VOTE %		Election Day	Early Voting	Ballots By Mail	Provision al	Limited Ballot
FOR	1	100.00%	<div></div>	0	1	0	0	0
AGAINST	0	0.00%	<div></div>	0	0	0	0	0
Total Votes Cast	1	100.00%	<div></div>	0	1	0	0	0
Overvotes	0			0	0	0	0	0
Undervotes	0			0	0	0	0	0
Contest Totals	1			0	1	0	0	0

## PCT 154

### Proposition F – Serenade MUD

Vote For 1

	TOTAL	VOTE %		Election Day	Early Voting	Ballots By Mail	Provision al	Limited Ballot
FOR	1	100.00%	<div></div>	0	1	0	0	0
AGAINST	0	0.00%	<div></div>	0	0	0	0	0
Total Votes Cast	1	100.00%	<div></div>	0	1	0	0	0
Overvotes	0			0	0	0	0	0
Undervotes	0			0	0	0	0	0
Contest Totals	1			0	1	0	0	0

### Directors – Serenade MUD

Vote For 5

	TOTAL	VOTE %		Election Day	Early Voting	Ballots By Mail	Provision al	Limited Ballot
Andrew Jiles	0			0	0	0	0	0
Greg Gillham	0			0	0	0	0	0
Michelle Baggett	0			0	0	0	0	0
Jamie Kaufmann	0			0	0	0	0	0
Kimberly Radecki	0			0	0	0	0	0
Total Votes Cast	0			0	0	0	0	0
Overvotes	0			0	0	0	0	0
Undervotes	5			0	5	0	0	0
Contest Totals	5			0	5	0	0	0

## PCT 155

### Proposition 1 – State of Texas

Vote For 1

	TOTAL	VOTE %		Election Day	Early Voting	Ballots By Mail	Provision al	Limited Ballot
For	259	74.64%	<div><div></div></div>	129	120	10	0	0
Against	88	25.36%	<div><div></div></div>	46	42	0	0	0
Total Votes Cast	347	100.00%	<div><div></div></div>	175	162	10	0	0
Overvotes	0			0	0	0	0	0
Undervotes	10			5	4	1	0	0
Contest Totals	357			180	166	11	0	0

### Proposition 2 – State of Texas

Vote For 1

	TOTAL	VOTE %		Election Day	Early Voting	Ballots By Mail	Provision al	Limited Ballot
For	219	64.04%	<div><div></div></div>	102	112	5	0	0
Against	123	35.96%	<div><div></div></div>	72	46	5	0	0
Total Votes Cast	342	100.00%	<div><div></div></div>	174	158	10	0	0
Overvotes	0			0	0	0	0	0
Undervotes	15			6	8	1	0	0
Contest Totals	357			180	166	11	0	0

### Proposition 3 – State of Texas

Vote For 1

	TOTAL	VOTE %		Election Day	Early Voting	Ballots By Mail	Provision al	Limited Ballot
For	239	69.68%	<div><div></div></div>	123	107	9	0	0
Against	104	30.32%	<div><div></div></div>	52	51	1	0	0
Total Votes Cast	343	100.00%	<div><div></div></div>	175	158	10	0	0
Overvotes	0			0	0	0	0	0
Undervotes	14			5	8	1	0	0
Contest Totals	357			180	166	11	0	0

### Proposition 4 – State of Texas

Vote For 1

	TOTAL	VOTE %		Election Day	Early Voting	Ballots By Mail	Provision al	Limited Ballot
For	294	84.24%	<div><div></div></div>	152	133	9	0	0
Against	55	15.76%	<div><div></div></div>	25	29	1	0	0
Total Votes Cast	349	100.00%	<div><div></div></div>	177	162	10	0	0
Overvotes	0			0	0	0	0	0
Undervotes	8			3	4	1	0	0
Contest Totals	357			180	166	11	0	0

## PCT 155

### Proposition 5 – State of Texas

Vote For 1

	TOTAL	VOTE %		Election Day	Early Voting	Ballots By Mail	Provisional	Limited Ballot
For	189	54.78%	<div><div></div></div>	93	90	6	0	0
Against	156	45.22%	<div><div></div></div>	82	70	4	0	0
Total Votes Cast	345	100.00%	<div><div></div></div>	175	160	10	0	0
Overvotes	0			0	0	0	0	0
Undervotes	12			5	6	1	0	0
Contest Totals	357			180	166	11	0	0

### Proposition 6 – State of Texas

Vote For 1

	TOTAL	VOTE %		Election Day	Early Voting	Ballots By Mail	Provisional	Limited Ballot
For	260	75.14%	<div><div></div></div>	130	121	9	0	0
Against	86	24.86%	<div><div></div></div>	48	37	1	0	0
Total Votes Cast	346	100.00%	<div><div></div></div>	178	158	10	0	0
Overvotes	0			0	0	0	0	0
Undervotes	11			2	8	1	0	0
Contest Totals	357			180	166	11	0	0

### Proposition 7 – State of Texas

Vote For 1

	TOTAL	VOTE %		Election Day	Early Voting	Ballots By Mail	Provisional	Limited Ballot
For	215	61.60%	<div><div></div></div>	103	103	9	0	0
Against	134	38.40%	<div><div></div></div>	74	59	1	0	0
Total Votes Cast	349	100.00%	<div><div></div></div>	177	162	10	0	0
Overvotes	0			0	0	0	0	0
Undervotes	8			3	4	1	0	0
Contest Totals	357			180	166	11	0	0

### Proposition 8 – State of Texas

Vote For 1

	TOTAL	VOTE %		Election Day	Early Voting	Ballots By Mail	Provisional	Limited Ballot
For	214	62.21%	<div><div></div></div>	102	102	10	0	0
Against	130	37.79%	<div><div></div></div>	74	56	0	0	0
Total Votes Cast	344	100.00%	<div><div></div></div>	176	158	10	0	0
Overvotes	0			0	0	0	0	0
Undervotes	13			4	8	1	0	0
Contest Totals	357			180	166	11	0	0

## PCT 155

### Proposition 9 – State of Texas

Vote For 1

	TOTAL	VOTE %		Election Day	Early Voting	Ballots By Mail	Provisional	Limited Ballot
For	262	75.50%	<div><div></div></div>	125	128	9	0	0
Against	85	24.50%	<div><div></div></div>	50	34	1	0	0
Total Votes Cast	347	100.00%	<div><div></div></div>	175	162	10	0	0
Overvotes	0			0	0	0	0	0
Undervotes	10			5	4	1	0	0
Contest Totals	357			180	166	11	0	0

### Proposition 10 – State of Texas

Vote For 1

	TOTAL	VOTE %		Election Day	Early Voting	Ballots By Mail	Provisional	Limited Ballot
For	168	50.00%	<div><div></div></div>	86	75	7	0	0
Against	168	50.00%	<div><div></div></div>	86	80	2	0	0
Total Votes Cast	336	100.00%	<div><div></div></div>	172	155	9	0	0
Overvotes	0			0	0	0	0	0
Undervotes	21			8	11	2	0	0
Contest Totals	357			180	166	11	0	0

### Proposition 11 – State of Texas

Vote For 1

	TOTAL	VOTE %		Election Day	Early Voting	Ballots By Mail	Provisional	Limited Ballot
For	190	56.72%	<div><div></div></div>	97	86	7	0	0
Against	145	43.28%	<div><div></div></div>	74	67	4	0	0
Total Votes Cast	335	100.00%	<div><div></div></div>	171	153	11	0	0
Overvotes	0			0	0	0	0	0
Undervotes	22			9	13	0	0	0
Contest Totals	357			180	166	11	0	0

### Proposition 12 – State of Texas

Vote For 1

	TOTAL	VOTE %		Election Day	Early Voting	Ballots By Mail	Provisional	Limited Ballot
For	170	52.80%	<div><div></div></div>	91	72	7	0	0
Against	152	47.20%	<div><div></div></div>	74	74	4	0	0
Total Votes Cast	322	100.00%	<div><div></div></div>	165	146	11	0	0
Overvotes	0			0	0	0	0	0
Undervotes	35			15	20	0	0	0
Contest Totals	357			180	166	11	0	0

## PCT 155

### Proposition 13 – State of Texas

Vote For 1

	TOTAL	VOTE %		Election Day	Early Voting	Ballots By Mail	Provisional	Limited Ballot
For	108	31.58%	<div><div></div></div>	49	55	4	0	0
Against	234	68.42%	<div><div></div></div>	124	103	7	0	0
Total Votes Cast	342	100.00%	<div><div></div></div>	173	158	11	0	0
Overvotes	0			0	0	0	0	0
Undervotes	15			7	8	0	0	0
Contest Totals	357			180	166	11	0	0

### Proposition 14 – State of Texas

Vote For 1

	TOTAL	VOTE %		Election Day	Early Voting	Ballots By Mail	Provisional	Limited Ballot
For	254	73.84%	<div><div></div></div>	134	111	9	0	0
Against	90	26.16%	<div><div></div></div>	42	46	2	0	0
Total Votes Cast	344	100.00%	<div><div></div></div>	176	157	11	0	0
Overvotes	0			0	0	0	0	0
Undervotes	13			4	9	0	0	0
Contest Totals	357			180	166	11	0	0

### Proposition A – Collin County

Vote For 1

	TOTAL	VOTE %		Election Day	Early Voting	Ballots By Mail	Provisional	Limited Ballot
For	165	47.69%	<div><div></div></div>	81	79	5	0	0
Against	181	52.31%	<div><div></div></div>	94	81	6	0	0
Total Votes Cast	346	100.00%	<div><div></div></div>	175	160	11	0	0
Overvotes	0			0	0	0	0	0
Undervotes	11			5	6	0	0	0
Contest Totals	357			180	166	11	0	0

### Proposition B – Collin County

Vote For 1

	TOTAL	VOTE %		Election Day	Early Voting	Ballots By Mail	Provisional	Limited Ballot
For	219	62.93%	<div><div></div></div>	102	109	8	0	0
Against	129	37.07%	<div><div></div></div>	73	53	3	0	0
Total Votes Cast	348	100.00%	<div><div></div></div>	175	162	11	0	0
Overvotes	0			0	0	0	0	0
Undervotes	9			5	4	0	0	0
Contest Totals	357			180	166	11	0	0

## PCT 155

### Proposition C – Collin County

Vote For 1

	TOTAL	VOTE %		Election Day	Early Voting	Ballots By Mail	Provisional	Limited Ballot
For	175	51.47%	<div><div></div></div>	90	80	5	0	0
Against	165	48.53%	<div><div></div></div>	82	77	6	0	0
Total Votes Cast	340	100.00%	<div><div></div></div>	172	157	11	0	0
Overvotes	0			0	0	0	0	0
Undervotes	17			8	9	0	0	0
Contest Totals	357			180	166	11	0	0

### Proposition D – Collin County

Vote For 1

	TOTAL	VOTE %		Election Day	Early Voting	Ballots By Mail	Provisional	Limited Ballot
For	221	63.51%	<div><div></div></div>	111	101	9	0	0
Against	127	36.49%	<div><div></div></div>	65	60	2	0	0
Total Votes Cast	348	100.00%	<div><div></div></div>	176	161	11	0	0
Overvotes	0			0	0	0	0	0
Undervotes	9			4	5	0	0	0
Contest Totals	357			180	166	11	0	0

### Proposition E – Collin County

Vote For 1

	TOTAL	VOTE %		Election Day	Early Voting	Ballots By Mail	Provisional	Limited Ballot
For	228	65.71%	<div><div></div></div>	117	104	7	0	0
Against	119	34.29%	<div><div></div></div>	59	56	4	0	0
Total Votes Cast	347	100.00%	<div><div></div></div>	176	160	11	0	0
Overvotes	0			0	0	0	0	0
Undervotes	10			4	6	0	0	0
Contest Totals	357			180	166	11	0	0



## PCT 156

### Proposition 1 – State of Texas

Vote For 1

	TOTAL	VOTE %		Election Day	Early Voting	Ballots By Mail	Provision al	Limited Ballot
For	303	71.97%	<div><div></div></div>	137	159	7	0	0
Against	118	28.03%	<div><div></div></div>	63	52	3	0	0
Total Votes Cast	421	100.00%	<div><div></div></div>	200	211	10	0	0
Overvotes	0			0	0	0	0	0
Undervotes	8			7	1	0	0	0
Contest Totals	429			207	212	10	0	0

### Proposition 2 – State of Texas

Vote For 1

	TOTAL	VOTE %		Election Day	Early Voting	Ballots By Mail	Provision al	Limited Ballot
For	266	63.48%	<div><div></div></div>	124	138	4	0	0
Against	153	36.52%	<div><div></div></div>	75	72	6	0	0
Total Votes Cast	419	100.00%	<div><div></div></div>	199	210	10	0	0
Overvotes	0			0	0	0	0	0
Undervotes	10			8	2	0	0	0
Contest Totals	429			207	212	10	0	0

### Proposition 3 – State of Texas

Vote For 1

	TOTAL	VOTE %		Election Day	Early Voting	Ballots By Mail	Provision al	Limited Ballot
For	263	62.77%	<div><div></div></div>	125	136	2	0	0
Against	156	37.23%	<div><div></div></div>	77	71	8	0	0
Total Votes Cast	419	100.00%	<div><div></div></div>	202	207	10	0	0
Overvotes	0			0	0	0	0	0
Undervotes	10			5	5	0	0	0
Contest Totals	429			207	212	10	0	0

### Proposition 4 – State of Texas

Vote For 1

	TOTAL	VOTE %		Election Day	Early Voting	Ballots By Mail	Provision al	Limited Ballot
For	343	81.67%	<div><div></div></div>	168	166	9	0	0
Against	77	18.33%	<div><div></div></div>	34	42	1	0	0
Total Votes Cast	420	100.00%	<div><div></div></div>	202	208	10	0	0
Overvotes	0			0	0	0	0	0
Undervotes	9			5	4	0	0	0
Contest Totals	429			207	212	10	0	0

## PCT 156

### Proposition 5 – State of Texas

Vote For 1

	TOTAL	VOTE %		Election Day	Early Voting	Ballots By Mail	Provisional	Limited Ballot
For	263	63.53%	<div><div></div></div>	126	132	5	0	0
Against	151	36.47%	<div><div></div></div>	72	74	5	0	0
Total Votes Cast	414	100.00%	<div><div></div></div>	198	206	10	0	0
Overvotes	0			0	0	0	0	0
Undervotes	15			9	6	0	0	0
Contest Totals	429			207	212	10	0	0

### Proposition 6 – State of Texas

Vote For 1

	TOTAL	VOTE %		Election Day	Early Voting	Ballots By Mail	Provisional	Limited Ballot
For	336	80.77%	<div><div></div></div>	152	177	7	0	0
Against	80	19.23%	<div><div></div></div>	45	32	3	0	0
Total Votes Cast	416	100.00%	<div><div></div></div>	197	209	10	0	0
Overvotes	0			0	0	0	0	0
Undervotes	13			10	3	0	0	0
Contest Totals	429			207	212	10	0	0

### Proposition 7 – State of Texas

Vote For 1

	TOTAL	VOTE %		Election Day	Early Voting	Ballots By Mail	Provisional	Limited Ballot
For	258	61.28%	<div><div></div></div>	115	140	3	0	0
Against	163	38.72%	<div><div></div></div>	87	69	7	0	0
Total Votes Cast	421	100.00%	<div><div></div></div>	202	209	10	0	0
Overvotes	0			0	0	0	0	0
Undervotes	8			5	3	0	0	0
Contest Totals	429			207	212	10	0	0

### Proposition 8 – State of Texas

Vote For 1

	TOTAL	VOTE %		Election Day	Early Voting	Ballots By Mail	Provisional	Limited Ballot
For	307	73.98%	<div><div></div></div>	145	156	6	0	0
Against	108	26.02%	<div><div></div></div>	54	50	4	0	0
Total Votes Cast	415	100.00%	<div><div></div></div>	199	206	10	0	0
Overvotes	0			0	0	0	0	0
Undervotes	14			8	6	0	0	0
Contest Totals	429			207	212	10	0	0

## PCT 156

### Proposition 9 – State of Texas

Vote For 1

	TOTAL	VOTE %		Election Day	Early Voting	Ballots By Mail	Provisional	Limited Ballot
For	344	81.52%	<div><div></div></div>	166	170	8	0	0
Against	78	18.48%	<div><div></div></div>	36	40	2	0	0
Total Votes Cast	422	100.00%	<div><div></div></div>	202	210	10	0	0
Overvotes	0			0	0	0	0	0
Undervotes	7			5	2	0	0	0
Contest Totals	429			207	212	10	0	0

### Proposition 10 – State of Texas

Vote For 1

	TOTAL	VOTE %		Election Day	Early Voting	Ballots By Mail	Provisional	Limited Ballot
For	206	49.28%	<div><div></div></div>	89	113	4	0	0
Against	212	50.72%	<div><div></div></div>	109	97	6	0	0
Total Votes Cast	418	100.00%	<div><div></div></div>	198	210	10	0	0
Overvotes	0			0	0	0	0	0
Undervotes	11			9	2	0	0	0
Contest Totals	429			207	212	10	0	0

### Proposition 11 – State of Texas

Vote For 1

	TOTAL	VOTE %		Election Day	Early Voting	Ballots By Mail	Provisional	Limited Ballot
For	265	66.25%	<div><div></div></div>	117	142	6	0	0
Against	135	33.75%	<div><div></div></div>	70	61	4	0	0
Total Votes Cast	400	100.00%	<div><div></div></div>	187	203	10	0	0
Overvotes	0			0	0	0	0	0
Undervotes	29			20	9	0	0	0
Contest Totals	429			207	212	10	0	0

### Proposition 12 – State of Texas

Vote For 1

	TOTAL	VOTE %		Election Day	Early Voting	Ballots By Mail	Provisional	Limited Ballot
For	214	56.17%	<div><div></div></div>	98	110	6	0	0
Against	167	43.83%	<div><div></div></div>	81	82	4	0	0
Total Votes Cast	381	100.00%	<div><div></div></div>	179	192	10	0	0
Overvotes	0			0	0	0	0	0
Undervotes	48			28	20	0	0	0
Contest Totals	429			207	212	10	0	0

## PCT 156

### Proposition 13 – State of Texas

Vote For 1

	TOTAL	VOTE %		Election Day	Early Voting	Ballots By Mail	Provisional	Limited Ballot
For	154	37.11%	<div><div></div></div>	77	74	3	0	0
Against	261	62.89%	<div><div></div></div>	121	133	7	0	0
Total Votes Cast	415	100.00%	<div><div></div></div>	198	207	10	0	0
Overvotes	0			0	0	0	0	0
Undervotes	14			9	5	0	0	0
Contest Totals	429			207	212	10	0	0

### Proposition 14 – State of Texas

Vote For 1

	TOTAL	VOTE %		Election Day	Early Voting	Ballots By Mail	Provisional	Limited Ballot
For	317	76.57%	<div><div></div></div>	147	164	6	0	0
Against	97	23.43%	<div><div></div></div>	52	41	4	0	0
Total Votes Cast	414	100.00%	<div><div></div></div>	199	205	10	0	0
Overvotes	0			0	0	0	0	0
Undervotes	15			8	7	0	0	0
Contest Totals	429			207	212	10	0	0

### Proposition A – Collin County

Vote For 1

	TOTAL	VOTE %		Election Day	Early Voting	Ballots By Mail	Provisional	Limited Ballot
For	196	47.57%	<div><div></div></div>	89	103	4	0	0
Against	216	52.43%	<div><div></div></div>	107	103	6	0	0
Total Votes Cast	412	100.00%	<div><div></div></div>	196	206	10	0	0
Overvotes	0			0	0	0	0	0
Undervotes	17			11	6	0	0	0
Contest Totals	429			207	212	10	0	0

### Proposition B – Collin County

Vote For 1

	TOTAL	VOTE %		Election Day	Early Voting	Ballots By Mail	Provisional	Limited Ballot
For	279	66.91%	<div><div></div></div>	127	148	4	0	0
Against	138	33.09%	<div><div></div></div>	71	61	6	0	0
Total Votes Cast	417	100.00%	<div><div></div></div>	198	209	10	0	0
Overvotes	0			0	0	0	0	0
Undervotes	12			9	3	0	0	0
Contest Totals	429			207	212	10	0	0

## PCT 156

### Proposition C – Collin County

Vote For 1

	TOTAL	VOTE %		Election Day	Early Voting	Ballots By Mail	Provision al	Limited Ballot
For	212	52.48%	<div><div></div></div>	95	113	4	0	0
Against	192	47.52%	<div><div></div></div>	95	91	6	0	0
Total Votes Cast	404	100.00%	<div><div></div></div>	190	204	10	0	0
Overvotes	0			0	0	0	0	0
Undervotes	25			17	8	0	0	0
Contest Totals	429			207	212	10	0	0

### Proposition D – Collin County

Vote For 1

	TOTAL	VOTE %		Election Day	Early Voting	Ballots By Mail	Provision al	Limited Ballot
For	252	60.72%	<div><div></div></div>	117	131	4	0	0
Against	163	39.28%	<div><div></div></div>	82	75	6	0	0
Total Votes Cast	415	100.00%	<div><div></div></div>	199	206	10	0	0
Overvotes	0			0	0	0	0	0
Undervotes	14			8	6	0	0	0
Contest Totals	429			207	212	10	0	0

### Proposition E – Collin County

Vote For 1

	TOTAL	VOTE %		Election Day	Early Voting	Ballots By Mail	Provision al	Limited Ballot
For	296	71.15%	<div><div></div></div>	130	157	9	0	0
Against	120	28.85%	<div><div></div></div>	67	52	1	0	0
Total Votes Cast	416	100.00%	<div><div></div></div>	197	209	10	0	0
Overvotes	0			0	0	0	0	0
Undervotes	13			10	3	0	0	0
Contest Totals	429			207	212	10	0	0

## PCT 157

### Proposition 1 – State of Texas

Vote For 1

	TOTAL	VOTE %		Election Day	Early Voting	Ballots By Mail	Provisional	Limited Ballot
For	406	74.09%	<div><div></div></div>	225	177	4	0	0
Against	142	25.91%	<div><div></div></div>	75	64	3	0	0
Total Votes Cast	548	100.00%	<div><div></div></div>	300	241	7	0	0
Overvotes	0			0	0	0	0	0
Undervotes	16			8	7	1	0	0
Contest Totals	564			308	248	8	0	0

### Proposition 2 – State of Texas

Vote For 1

	TOTAL	VOTE %		Election Day	Early Voting	Ballots By Mail	Provisional	Limited Ballot
For	344	63.35%	<div><div></div></div>	191	152	1	0	0
Against	199	36.65%	<div><div></div></div>	107	85	7	0	0
Total Votes Cast	543	100.00%	<div><div></div></div>	298	237	8	0	0
Overvotes	0			0	0	0	0	0
Undervotes	21			10	11	0	0	0
Contest Totals	564			308	248	8	0	0

### Proposition 3 – State of Texas

Vote For 1

	TOTAL	VOTE %		Election Day	Early Voting	Ballots By Mail	Provisional	Limited Ballot
For	380	69.60%	<div><div></div></div>	202	172	6	0	0
Against	166	30.40%	<div><div></div></div>	97	67	2	0	0
Total Votes Cast	546	100.00%	<div><div></div></div>	299	239	8	0	0
Overvotes	0			0	0	0	0	0
Undervotes	18			9	9	0	0	0
Contest Totals	564			308	248	8	0	0

### Proposition 4 – State of Texas

Vote For 1

	TOTAL	VOTE %		Election Day	Early Voting	Ballots By Mail	Provisional	Limited Ballot
For	466	85.50%	<div><div></div></div>	249	214	3	0	0
Against	79	14.50%	<div><div></div></div>	50	24	5	0	0
Total Votes Cast	545	100.00%	<div><div></div></div>	299	238	8	0	0
Overvotes	0			0	0	0	0	0
Undervotes	19			9	10	0	0	0
Contest Totals	564			308	248	8	0	0

## PCT 157

### Proposition 5 – State of Texas

Vote For 1

	TOTAL	VOTE %		Election Day	Early Voting	Ballots By Mail	Provisional	Limited Ballot
For	372	68.51%	<div><div></div></div>	192	174	6	0	0
Against	171	31.49%	<div><div></div></div>	106	63	2	0	0
Total Votes Cast	543	100.00%	<div><div></div></div>	298	237	8	0	0
Overvotes	0			0	0	0	0	0
Undervotes	21			10	11	0	0	0
Contest Totals	564			308	248	8	0	0

### Proposition 6 – State of Texas

Vote For 1

	TOTAL	VOTE %		Election Day	Early Voting	Ballots By Mail	Provisional	Limited Ballot
For	444	81.02%	<div><div></div></div>	240	198	6	0	0
Against	104	18.98%	<div><div></div></div>	58	44	2	0	0
Total Votes Cast	548	100.00%	<div><div></div></div>	298	242	8	0	0
Overvotes	0			0	0	0	0	0
Undervotes	16			10	6	0	0	0
Contest Totals	564			308	248	8	0	0

### Proposition 7 – State of Texas

Vote For 1

	TOTAL	VOTE %		Election Day	Early Voting	Ballots By Mail	Provisional	Limited Ballot
For	352	64.47%	<div><div></div></div>	192	155	5	0	0
Against	194	35.53%	<div><div></div></div>	107	84	3	0	0
Total Votes Cast	546	100.00%	<div><div></div></div>	299	239	8	0	0
Overvotes	0			0	0	0	0	0
Undervotes	18			9	9	0	0	0
Contest Totals	564			308	248	8	0	0

### Proposition 8 – State of Texas

Vote For 1

	TOTAL	VOTE %		Election Day	Early Voting	Ballots By Mail	Provisional	Limited Ballot
For	391	71.22%	<div><div></div></div>	206	182	3	0	0
Against	158	28.78%	<div><div></div></div>	97	56	5	0	0
Total Votes Cast	549	100.00%	<div><div></div></div>	303	238	8	0	0
Overvotes	0			0	0	0	0	0
Undervotes	15			5	10	0	0	0
Contest Totals	564			308	248	8	0	0

## PCT 157

### Proposition 9 – State of Texas

Vote For 1

	TOTAL	VOTE %		Election Day	Early Voting	Ballots By Mail	Provisional	Limited Ballot
For	451	81.70%	<div><div></div></div>	248	197	6	0	0
Against	101	18.30%	<div><div></div></div>	53	46	2	0	0
Total Votes Cast	552	100.00%	<div><div></div></div>	301	243	8	0	0
Overvotes	0			0	0	0	0	0
Undervotes	12			7	5	0	0	0
Contest Totals	564			308	248	8	0	0

### Proposition 10 – State of Texas

Vote For 1

	TOTAL	VOTE %		Election Day	Early Voting	Ballots By Mail	Provisional	Limited Ballot
For	264	48.98%	<div><div></div></div>	131	131	2	0	0
Against	275	51.02%	<div><div></div></div>	163	106	6	0	0
Total Votes Cast	539	100.00%	<div><div></div></div>	294	237	8	0	0
Overvotes	0			0	0	0	0	0
Undervotes	25			14	11	0	0	0
Contest Totals	564			308	248	8	0	0

### Proposition 11 – State of Texas

Vote For 1

	TOTAL	VOTE %		Election Day	Early Voting	Ballots By Mail	Provisional	Limited Ballot
For	326	62.57%	<div><div></div></div>	178	148	0	0	0
Against	195	37.43%	<div><div></div></div>	111	77	7	0	0
Total Votes Cast	521	100.00%	<div><div></div></div>	289	225	7	0	0
Overvotes	0			0	0	0	0	0
Undervotes	43			19	23	1	0	0
Contest Totals	564			308	248	8	0	0

### Proposition 12 – State of Texas

Vote For 1

	TOTAL	VOTE %		Election Day	Early Voting	Ballots By Mail	Provisional	Limited Ballot
For	251	51.22%	<div><div></div></div>	131	118	2	0	0
Against	239	48.78%	<div><div></div></div>	132	102	5	0	0
Total Votes Cast	490	100.00%	<div><div></div></div>	263	220	7	0	0
Overvotes	0			0	0	0	0	0
Undervotes	74			45	28	1	0	0
Contest Totals	564			308	248	8	0	0



## PCT 157

### Proposition 13 – State of Texas

Vote For 1

	TOTAL	VOTE %		Election Day	Early Voting	Ballots By Mail	Provisional	Limited Ballot
For	190	35.19%	<div><div></div></div>	100	90	0	0	0
Against	350	64.81%	<div><div></div></div>	193	150	7	0	0
Total Votes Cast	540	100.00%	<div><div></div></div>	293	240	7	0	0
Overvotes	0			0	0	0	0	0
Undervotes	24			15	8	1	0	0
Contest Totals	564			308	248	8	0	0

### Proposition 14 – State of Texas

Vote For 1

	TOTAL	VOTE %		Election Day	Early Voting	Ballots By Mail	Provisional	Limited Ballot
For	417	76.23%	<div><div></div></div>	227	188	2	0	0
Against	130	23.77%	<div><div></div></div>	76	49	5	0	0
Total Votes Cast	547	100.00%	<div><div></div></div>	303	237	7	0	0
Overvotes	0			0	0	0	0	0
Undervotes	17			5	11	1	0	0
Contest Totals	564			308	248	8	0	0

### Proposition A – Collin County

Vote For 1

	TOTAL	VOTE %		Election Day	Early Voting	Ballots By Mail	Provisional	Limited Ballot
For	284	51.64%	<div><div></div></div>	140	142	2	0	0
Against	266	48.36%	<div><div></div></div>	160	101	5	0	0
Total Votes Cast	550	100.00%	<div><div></div></div>	300	243	7	0	0
Overvotes	0			0	0	0	0	0
Undervotes	14			8	5	1	0	0
Contest Totals	564			308	248	8	0	0

### Proposition B – Collin County

Vote For 1

	TOTAL	VOTE %		Election Day	Early Voting	Ballots By Mail	Provisional	Limited Ballot
For	352	63.77%	<div><div></div></div>	181	170	1	0	0
Against	200	36.23%	<div><div></div></div>	120	74	6	0	0
Total Votes Cast	552	100.00%	<div><div></div></div>	301	244	7	0	0
Overvotes	0			0	0	0	0	0
Undervotes	12			7	4	1	0	0
Contest Totals	564			308	248	8	0	0

## PCT 157

### Proposition C – Collin County

Vote For 1

	TOTAL	VOTE %		Election Day	Early Voting	Ballots By Mail	Provisional	Limited Ballot
For	311	57.38%	<div><div></div><div></div></div>	158	151	2	0	0
Against	231	42.62%	<div><div></div><div></div></div>	138	88	5	0	0
Total Votes Cast	542	100.00%	<div><div></div><div></div></div>	296	239	7	0	0
Overvotes	0			0	0	0	0	0
Undervotes	22			12	9	1	0	0
Contest Totals	564			308	248	8	0	0

### Proposition D – Collin County

Vote For 1

	TOTAL	VOTE %		Election Day	Early Voting	Ballots By Mail	Provisional	Limited Ballot
For	331	60.51%	<div><div></div><div></div></div>	170	161	0	0	0
Against	216	39.49%	<div><div></div><div></div></div>	130	79	7	0	0
Total Votes Cast	547	100.00%	<div><div></div><div></div></div>	300	240	7	0	0
Overvotes	0			0	0	0	0	0
Undervotes	17			8	8	1	0	0
Contest Totals	564			308	248	8	0	0

### Proposition E – Collin County

Vote For 1

	TOTAL	VOTE %		Election Day	Early Voting	Ballots By Mail	Provisional	Limited Ballot
For	408	73.78%	<div><div></div><div></div></div>	212	193	3	0	0
Against	145	26.22%	<div><div></div><div></div></div>	90	51	4	0	0
Total Votes Cast	553	100.00%	<div><div></div><div></div></div>	302	244	7	0	0
Overvotes	0			0	0	0	0	0
Undervotes	11			6	4	1	0	0
Contest Totals	564			308	248	8	0	0

### Proposition A – City of Allen

Vote For 1

	TOTAL	VOTE %		Election Day	Early Voting	Ballots By Mail	Provisional	Limited Ballot
For	422	75.76%	<div><div></div><div></div></div>	218	203	1	0	0
Against	135	24.24%	<div><div></div><div></div></div>	86	43	6	0	0
Total Votes Cast	557	100.00%	<div><div></div><div></div></div>	304	246	7	0	0
Overvotes	0			0	0	0	0	0
Undervotes	7			4	2	1	0	0
Contest Totals	564			308	248	8	0	0

## PCT 157

### Proposition B – City of Allen

Vote For 1

	TOTAL	VOTE %		Election Day	Early Voting	Ballots By Mail	Provisional	Limited Ballot
For	289	52.74%	<div><div></div></div>	146	142	1	0	0
Against	259	47.26%	<div><div></div></div>	152	101	6	0	0
Total Votes Cast	548	100.00%	<div><div></div></div>	298	243	7	0	0
Overvotes	0			0	0	0	0	0
Undervotes	16			10	5	1	0	0
Contest Totals	564			308	248	8	0	0

### Proposition C – City of Allen

Vote For 1

	TOTAL	VOTE %		Election Day	Early Voting	Ballots By Mail	Provisional	Limited Ballot
For	260	47.02%	<div><div></div></div>	141	118	1	0	0
Against	293	52.98%	<div><div></div></div>	163	123	7	0	0
Total Votes Cast	553	100.00%	<div><div></div></div>	304	241	8	0	0
Overvotes	0			0	0	0	0	0
Undervotes	11			4	7	0	0	0
Contest Totals	564			308	248	8	0	0

### Proposition D – City of Allen

Vote For 1

	TOTAL	VOTE %		Election Day	Early Voting	Ballots By Mail	Provisional	Limited Ballot
For	341	61.78%	<div><div></div></div>	173	167	1	0	0
Against	211	38.22%	<div><div></div></div>	128	76	7	0	0
Total Votes Cast	552	100.00%	<div><div></div></div>	301	243	8	0	0
Overvotes	0			0	0	0	0	0
Undervotes	12			7	5	0	0	0
Contest Totals	564			308	248	8	0	0

### Proposition E – City of Allen

Vote For 1

	TOTAL	VOTE %		Election Day	Early Voting	Ballots By Mail	Provisional	Limited Ballot
For	355	64.08%	<div><div></div></div>	177	175	3	0	0
Against	199	35.92%	<div><div></div></div>	125	69	5	0	0
Total Votes Cast	554	100.00%	<div><div></div></div>	302	244	8	0	0
Overvotes	0			0	0	0	0	0
Undervotes	10			6	4	0	0	0
Contest Totals	564			308	248	8	0	0

## PCT 158

### Proposition 1 – State of Texas

Vote For 1

	TOTAL	VOTE %		Election Day	Early Voting	Ballots By Mail	Provisional	Limited Ballot
For	211	66.56%	<div><div></div></div>	132	77	2	0	0
Against	106	33.44%	<div><div></div></div>	71	35	0	0	0
Total Votes Cast	317	100.00%	<div><div></div></div>	203	112	2	0	0
Overvotes	0			0	0	0	0	0
Undervotes	9			7	2	0	0	0
Contest Totals	326			210	114	2	0	0

### Proposition 2 – State of Texas

Vote For 1

	TOTAL	VOTE %		Election Day	Early Voting	Ballots By Mail	Provisional	Limited Ballot
For	206	67.10%	<div><div></div></div>	133	71	2	0	0
Against	101	32.90%	<div><div></div></div>	61	40	0	0	0
Total Votes Cast	307	100.00%	<div><div></div></div>	194	111	2	0	0
Overvotes	0			0	0	0	0	0
Undervotes	19			16	3	0	0	0
Contest Totals	326			210	114	2	0	0

### Proposition 3 – State of Texas

Vote For 1

	TOTAL	VOTE %		Election Day	Early Voting	Ballots By Mail	Provisional	Limited Ballot
For	178	57.42%	<div><div></div></div>	110	66	2	0	0
Against	132	42.58%	<div><div></div></div>	86	46	0	0	0
Total Votes Cast	310	100.00%	<div><div></div></div>	196	112	2	0	0
Overvotes	0			0	0	0	0	0
Undervotes	16			14	2	0	0	0
Contest Totals	326			210	114	2	0	0

### Proposition 4 – State of Texas

Vote For 1

	TOTAL	VOTE %		Election Day	Early Voting	Ballots By Mail	Provisional	Limited Ballot
For	267	83.70%	<div><div></div></div>	174	91	2	0	0
Against	52	16.30%	<div><div></div></div>	31	21	0	0	0
Total Votes Cast	319	100.00%	<div><div></div></div>	205	112	2	0	0
Overvotes	0			0	0	0	0	0
Undervotes	7			5	2	0	0	0
Contest Totals	326			210	114	2	0	0

## PCT 158

### Proposition 5 – State of Texas

Vote For 1

	TOTAL	VOTE %		Election Day	Early Voting	Ballots By Mail	Provisional	Limited Ballot
For	211	67.85%	<div><div></div></div>	135	74	2	0	0
Against	100	32.15%	<div><div></div></div>	62	38	0	0	0
Total Votes Cast	311	100.00%	<div><div></div></div>	197	112	2	0	0
Overvotes	0			0	0	0	0	0
Undervotes	15			13	2	0	0	0
Contest Totals	326			210	114	2	0	0

### Proposition 6 – State of Texas

Vote For 1

	TOTAL	VOTE %		Election Day	Early Voting	Ballots By Mail	Provisional	Limited Ballot
For	243	77.14%	<div><div></div></div>	153	88	2	0	0
Against	72	22.86%	<div><div></div></div>	47	25	0	0	0
Total Votes Cast	315	100.00%	<div><div></div></div>	200	113	2	0	0
Overvotes	0			0	0	0	0	0
Undervotes	11			10	1	0	0	0
Contest Totals	326			210	114	2	0	0

### Proposition 7 – State of Texas

Vote For 1

	TOTAL	VOTE %		Election Day	Early Voting	Ballots By Mail	Provisional	Limited Ballot
For	195	61.32%	<div><div></div></div>	118	75	2	0	0
Against	123	38.68%	<div><div></div></div>	85	38	0	0	0
Total Votes Cast	318	100.00%	<div><div></div></div>	203	113	2	0	0
Overvotes	0			0	0	0	0	0
Undervotes	8			7	1	0	0	0
Contest Totals	326			210	114	2	0	0

### Proposition 8 – State of Texas

Vote For 1

	TOTAL	VOTE %		Election Day	Early Voting	Ballots By Mail	Provisional	Limited Ballot
For	235	74.60%	<div><div></div></div>	151	82	2	0	0
Against	80	25.40%	<div><div></div></div>	48	32	0	0	0
Total Votes Cast	315	100.00%	<div><div></div></div>	199	114	2	0	0
Overvotes	0			0	0	0	0	0
Undervotes	11			11	0	0	0	0
Contest Totals	326			210	114	2	0	0

## PCT 158

### Proposition 9 – State of Texas

Vote For 1

	TOTAL	VOTE %		Election Day	Early Voting	Ballots By Mail	Provisional	Limited Ballot
For	274	85.89%	<div><div></div></div>	176	96	2	0	0
Against	45	14.11%	<div><div></div></div>	28	17	0	0	0
Total Votes Cast	319	100.00%	<div><div></div></div>	204	113	2	0	0
Overvotes	0			0	0	0	0	0
Undervotes	7			6	1	0	0	0
Contest Totals	326			210	114	2	0	0

### Proposition 10 – State of Texas

Vote For 1

	TOTAL	VOTE %		Election Day	Early Voting	Ballots By Mail	Provisional	Limited Ballot
For	152	49.84%	<div><div></div></div>	96	54	2	0	0
Against	153	50.16%	<div><div></div></div>	98	55	0	0	0
Total Votes Cast	305	100.00%	<div><div></div></div>	194	109	2	0	0
Overvotes	0			0	0	0	0	0
Undervotes	21			16	5	0	0	0
Contest Totals	326			210	114	2	0	0

### Proposition 11 – State of Texas

Vote For 1

	TOTAL	VOTE %		Election Day	Early Voting	Ballots By Mail	Provisional	Limited Ballot
For	186	62.42%	<div><div></div></div>	112	72	2	0	0
Against	112	37.58%	<div><div></div></div>	74	38	0	0	0
Total Votes Cast	298	100.00%	<div><div></div></div>	186	110	2	0	0
Overvotes	0			0	0	0	0	0
Undervotes	28			24	4	0	0	0
Contest Totals	326			210	114	2	0	0

### Proposition 12 – State of Texas

Vote For 1

	TOTAL	VOTE %		Election Day	Early Voting	Ballots By Mail	Provisional	Limited Ballot
For	132	46.81%	<div><div></div></div>	75	55	2	0	0
Against	150	53.19%	<div><div></div></div>	101	49	0	0	0
Total Votes Cast	282	100.00%	<div><div></div></div>	176	104	2	0	0
Overvotes	0			0	0	0	0	0
Undervotes	44			34	10	0	0	0
Contest Totals	326			210	114	2	0	0

## PCT 158

### Proposition 13 – State of Texas

Vote For 1

	TOTAL	VOTE %		Election Day	Early Voting	Ballots By Mail	Provisional	Limited Ballot
For	91	30.03%	<div><div></div></div>	56	35	0	0	0
Against	212	69.97%	<div><div></div></div>	134	76	2	0	0
Total Votes Cast	303	100.00%	<div><div></div></div>	190	111	2	0	0
Overvotes	0			0	0	0	0	0
Undervotes	23			20	3	0	0	0
Contest Totals	326			210	114	2	0	0

### Proposition 14 – State of Texas

Vote For 1

	TOTAL	VOTE %		Election Day	Early Voting	Ballots By Mail	Provisional	Limited Ballot
For	248	79.49%	<div><div></div></div>	156	90	2	0	0
Against	64	20.51%	<div><div></div></div>	42	22	0	0	0
Total Votes Cast	312	100.00%	<div><div></div></div>	198	112	2	0	0
Overvotes	0			0	0	0	0	0
Undervotes	14			12	2	0	0	0
Contest Totals	326			210	114	2	0	0

### Proposition A – Collin County

Vote For 1

	TOTAL	VOTE %		Election Day	Early Voting	Ballots By Mail	Provisional	Limited Ballot
For	182	58.15%	<div><div></div></div>	106	74	2	0	0
Against	131	41.85%	<div><div></div></div>	92	39	0	0	0
Total Votes Cast	313	100.00%	<div><div></div></div>	198	113	2	0	0
Overvotes	0			0	0	0	0	0
Undervotes	13			12	1	0	0	0
Contest Totals	326			210	114	2	0	0

### Proposition B – Collin County

Vote For 1

	TOTAL	VOTE %		Election Day	Early Voting	Ballots By Mail	Provisional	Limited Ballot
For	194	63.19%	<div><div></div></div>	126	66	2	0	0
Against	113	36.81%	<div><div></div></div>	67	46	0	0	0
Total Votes Cast	307	100.00%	<div><div></div></div>	193	112	2	0	0
Overvotes	0			0	0	0	0	0
Undervotes	19			17	2	0	0	0
Contest Totals	326			210	114	2	0	0

## PCT 158

### Proposition C – Collin County

Vote For 1

	TOTAL	VOTE %		Election Day	Early Voting	Ballots By Mail	Provisional	Limited Ballot
For	191	62.42%	<div><div></div></div>	115	74	2	0	0
Against	115	37.58%	<div><div></div></div>	77	38	0	0	0
Total Votes Cast	306	100.00%	<div><div></div></div>	192	112	2	0	0
Overvotes	0			0	0	0	0	0
Undervotes	20			18	2	0	0	0
Contest Totals	326			210	114	2	0	0

### Proposition D – Collin County

Vote For 1

	TOTAL	VOTE %		Election Day	Early Voting	Ballots By Mail	Provisional	Limited Ballot
For	212	67.73%	<div><div></div></div>	133	77	2	0	0
Against	101	32.27%	<div><div></div></div>	65	36	0	0	0
Total Votes Cast	313	100.00%	<div><div></div></div>	198	113	2	0	0
Overvotes	0			0	0	0	0	0
Undervotes	13			12	1	0	0	0
Contest Totals	326			210	114	2	0	0

### Proposition E – Collin County

Vote For 1

	TOTAL	VOTE %		Election Day	Early Voting	Ballots By Mail	Provisional	Limited Ballot
For	236	75.40%	<div><div></div></div>	150	84	2	0	0
Against	77	24.60%	<div><div></div></div>	50	27	0	0	0
Total Votes Cast	313	100.00%	<div><div></div></div>	200	111	2	0	0
Overvotes	0			0	0	0	0	0
Undervotes	13			10	3	0	0	0
Contest Totals	326			210	114	2	0	0



## PCT 159

### Proposition 1 – State of Texas

Vote For 1

	TOTAL	VOTE %		Election Day	Early Voting	Ballots By Mail	Provision al	Limited Ballot
For	269	81.76%	<div><div></div></div>	137	132	0	0	0
Against	60	18.24%	<div><div></div></div>	35	25	0	0	0
Total Votes Cast	329	100.00%	<div><div></div></div>	172	157	0	0	0
Overvotes	0			0	0	0	0	0
Undervotes	11			5	6	0	0	0
Contest Totals	340			177	163	0	0	0

### Proposition 2 – State of Texas

Vote For 1

	TOTAL	VOTE %		Election Day	Early Voting	Ballots By Mail	Provision al	Limited Ballot
For	218	68.34%	<div><div></div></div>	106	112	0	0	0
Against	101	31.66%	<div><div></div></div>	64	37	0	0	0
Total Votes Cast	319	100.00%	<div><div></div></div>	170	149	0	0	0
Overvotes	0			0	0	0	0	0
Undervotes	21			7	14	0	0	0
Contest Totals	340			177	163	0	0	0

### Proposition 3 – State of Texas

Vote For 1

	TOTAL	VOTE %		Election Day	Early Voting	Ballots By Mail	Provision al	Limited Ballot
For	224	69.14%	<div><div></div></div>	117	107	0	0	0
Against	100	30.86%	<div><div></div></div>	56	44	0	0	0
Total Votes Cast	324	100.00%	<div><div></div></div>	173	151	0	0	0
Overvotes	0			0	0	0	0	0
Undervotes	16			4	12	0	0	0
Contest Totals	340			177	163	0	0	0

### Proposition 4 – State of Texas

Vote For 1

	TOTAL	VOTE %		Election Day	Early Voting	Ballots By Mail	Provision al	Limited Ballot
For	262	81.62%	<div><div></div></div>	138	124	0	0	0
Against	59	18.38%	<div><div></div></div>	33	26	0	0	0
Total Votes Cast	321	100.00%	<div><div></div></div>	171	150	0	0	0
Overvotes	0			0	0	0	0	0
Undervotes	19			6	13	0	0	0
Contest Totals	340			177	163	0	0	0

## PCT 159

### Proposition 5 – State of Texas

Vote For 1

	TOTAL	VOTE %		Election Day	Early Voting	Ballots By Mail	Provisional	Limited Ballot
For	212	66.46%	<div><div></div></div>	102	110	0	0	0
Against	107	33.54%	<div><div></div></div>	67	40	0	0	0
Total Votes Cast	319	100.00%	<div><div></div></div>	169	150	0	0	0
Overvotes	0			0	0	0	0	0
Undervotes	21			8	13	0	0	0
Contest Totals	340			177	163	0	0	0

### Proposition 6 – State of Texas

Vote For 1

	TOTAL	VOTE %		Election Day	Early Voting	Ballots By Mail	Provisional	Limited Ballot
For	265	81.04%	<div><div></div></div>	135	130	0	0	0
Against	62	18.96%	<div><div></div></div>	36	26	0	0	0
Total Votes Cast	327	100.00%	<div><div></div></div>	171	156	0	0	0
Overvotes	0			0	0	0	0	0
Undervotes	13			6	7	0	0	0
Contest Totals	340			177	163	0	0	0

### Proposition 7 – State of Texas

Vote For 1

	TOTAL	VOTE %		Election Day	Early Voting	Ballots By Mail	Provisional	Limited Ballot
For	234	70.91%	<div><div></div></div>	119	115	0	0	0
Against	96	29.09%	<div><div></div></div>	54	42	0	0	0
Total Votes Cast	330	100.00%	<div><div></div></div>	173	157	0	0	0
Overvotes	0			0	0	0	0	0
Undervotes	10			4	6	0	0	0
Contest Totals	340			177	163	0	0	0

### Proposition 8 – State of Texas

Vote For 1

	TOTAL	VOTE %		Election Day	Early Voting	Ballots By Mail	Provisional	Limited Ballot
For	239	73.77%	<div><div></div></div>	118	121	0	0	0
Against	85	26.23%	<div><div></div></div>	52	33	0	0	0
Total Votes Cast	324	100.00%	<div><div></div></div>	170	154	0	0	0
Overvotes	0			0	0	0	0	0
Undervotes	16			7	9	0	0	0
Contest Totals	340			177	163	0	0	0

## PCT 159

### Proposition 9 – State of Texas

Vote For 1

	TOTAL	VOTE %		Election Day	Early Voting	Ballots By Mail	Provisional	Limited Ballot
For	282	85.71%	<div><div></div></div>	138	144	0	0	0
Against	47	14.29%	<div><div></div></div>	34	13	0	0	0
Total Votes Cast	329	100.00%	<div><div></div></div>	172	157	0	0	0
Overvotes	0			0	0	0	0	0
Undervotes	11			5	6	0	0	0
Contest Totals	340			177	163	0	0	0

### Proposition 10 – State of Texas

Vote For 1

	TOTAL	VOTE %		Election Day	Early Voting	Ballots By Mail	Provisional	Limited Ballot
For	176	55.70%	<div><div></div></div>	92	84	0	0	0
Against	140	44.30%	<div><div></div></div>	74	66	0	0	0
Total Votes Cast	316	100.00%	<div><div></div></div>	166	150	0	0	0
Overvotes	0			0	0	0	0	0
Undervotes	24			11	13	0	0	0
Contest Totals	340			177	163	0	0	0

### Proposition 11 – State of Texas

Vote For 1

	TOTAL	VOTE %		Election Day	Early Voting	Ballots By Mail	Provisional	Limited Ballot
For	183	60.80%	<div><div></div></div>	90	93	0	0	0
Against	118	39.20%	<div><div></div></div>	73	45	0	0	0
Total Votes Cast	301	100.00%	<div><div></div></div>	163	138	0	0	0
Overvotes	0			0	0	0	0	0
Undervotes	39			14	25	0	0	0
Contest Totals	340			177	163	0	0	0

### Proposition 12 – State of Texas

Vote For 1

	TOTAL	VOTE %		Election Day	Early Voting	Ballots By Mail	Provisional	Limited Ballot
For	148	51.39%	<div><div></div></div>	80	68	0	0	0
Against	140	48.61%	<div><div></div></div>	75	65	0	0	0
Total Votes Cast	288	100.00%	<div><div></div></div>	155	133	0	0	0
Overvotes	0			0	0	0	0	0
Undervotes	52			22	30	0	0	0
Contest Totals	340			177	163	0	0	0

## PCT 159

### Proposition 13 – State of Texas

Vote For 1

	TOTAL	VOTE %		Election Day	Early Voting	Ballots By Mail	Provisional	Limited Ballot
For	117	36.22%	<div><div></div></div>	59	58	0	0	0
Against	206	63.78%	<div><div></div></div>	110	96	0	0	0
Total Votes Cast	323	100.00%	<div><div></div></div>	169	154	0	0	0
Overvotes	0			0	0	0	0	0
Undervotes	17			8	9	0	0	0
Contest Totals	340			177	163	0	0	0

### Proposition 14 – State of Texas

Vote For 1

	TOTAL	VOTE %		Election Day	Early Voting	Ballots By Mail	Provisional	Limited Ballot
For	240	75.47%	<div><div></div></div>	120	120	0	0	0
Against	78	24.53%	<div><div></div></div>	47	31	0	0	0
Total Votes Cast	318	100.00%	<div><div></div></div>	167	151	0	0	0
Overvotes	0			0	0	0	0	0
Undervotes	22			10	12	0	0	0
Contest Totals	340			177	163	0	0	0

### Proposition A – Collin County

Vote For 1

	TOTAL	VOTE %		Election Day	Early Voting	Ballots By Mail	Provisional	Limited Ballot
For	172	52.76%	<div><div></div></div>	79	93	0	0	0
Against	154	47.24%	<div><div></div></div>	92	62	0	0	0
Total Votes Cast	326	100.00%	<div><div></div></div>	171	155	0	0	0
Overvotes	0			0	0	0	0	0
Undervotes	14			6	8	0	0	0
Contest Totals	340			177	163	0	0	0

### Proposition B – Collin County

Vote For 1

	TOTAL	VOTE %		Election Day	Early Voting	Ballots By Mail	Provisional	Limited Ballot
For	200	62.11%	<div><div></div></div>	101	99	0	0	0
Against	122	37.89%	<div><div></div></div>	68	54	0	0	0
Total Votes Cast	322	100.00%	<div><div></div></div>	169	153	0	0	0
Overvotes	0			0	0	0	0	0
Undervotes	18			8	10	0	0	0
Contest Totals	340			177	163	0	0	0

## PCT 159

### Proposition C – Collin County

Vote For 1

	TOTAL	VOTE %		Election Day	Early Voting	Ballots By Mail	Provisional	Limited Ballot
For	185	57.99%	<div><div></div></div>	83	102	0	0	0
Against	134	42.01%	<div><div></div></div>	84	50	0	0	0
Total Votes Cast	319	100.00%	<div><div></div></div>	167	152	0	0	0
Overvotes	0			0	0	0	0	0
Undervotes	21			10	11	0	0	0
Contest Totals	340			177	163	0	0	0

### Proposition D – Collin County

Vote For 1

	TOTAL	VOTE %		Election Day	Early Voting	Ballots By Mail	Provisional	Limited Ballot
For	197	60.80%	<div><div></div></div>	92	105	0	0	0
Against	127	39.20%	<div><div></div></div>	76	51	0	0	0
Total Votes Cast	324	100.00%	<div><div></div></div>	168	156	0	0	0
Overvotes	0			0	0	0	0	0
Undervotes	16			9	7	0	0	0
Contest Totals	340			177	163	0	0	0

### Proposition E – Collin County

Vote For 1

	TOTAL	VOTE %		Election Day	Early Voting	Ballots By Mail	Provisional	Limited Ballot
For	237	73.60%	<div><div></div></div>	114	123	0	0	0
Against	85	26.40%	<div><div></div></div>	55	30	0	0	0
Total Votes Cast	322	100.00%	<div><div></div></div>	169	153	0	0	0
Overvotes	0			0	0	0	0	0
Undervotes	18			8	10	0	0	0
Contest Totals	340			177	163	0	0	0

### Proposition A – Wylie ISD

Vote For 1

	TOTAL	VOTE %		Election Day	Early Voting	Ballots By Mail	Provisional	Limited Ballot
FOR	177	52.99%	<div><div></div></div>	79	98	0	0	0
AGAINST	157	47.01%	<div><div></div></div>	93	64	0	0	0
Total Votes Cast	334	100.00%	<div><div></div></div>	172	162	0	0	0
Overvotes	0			0	0	0	0	0
Undervotes	6			5	1	0	0	0
Contest Totals	340			177	163	0	0	0

## PCT 160

### Proposition 1 – State of Texas

Vote For 1

	TOTAL	VOTE %		Election Day	Early Voting	Ballots By Mail	Provision al	Limited Ballot
For	63	81.82%	<div><div></div></div>	44	19	0	0	0
Against	14	18.18%	<div><div></div></div>	10	4	0	0	0
Total Votes Cast	77	100.00%	<div><div></div></div>	54	23	0	0	0
Overvotes	0			0	0	0	0	0
Undervotes	0			0	0	0	0	0
Contest Totals	77			54	23	0	0	0

### Proposition 2 – State of Texas

Vote For 1

	TOTAL	VOTE %		Election Day	Early Voting	Ballots By Mail	Provision al	Limited Ballot
For	43	56.58%	<div><div></div></div>	27	16	0	0	0
Against	33	43.42%	<div><div></div></div>	26	7	0	0	0
Total Votes Cast	76	100.00%	<div><div></div></div>	53	23	0	0	0
Overvotes	0			0	0	0	0	0
Undervotes	1			1	0	0	0	0
Contest Totals	77			54	23	0	0	0

### Proposition 3 – State of Texas

Vote For 1

	TOTAL	VOTE %		Election Day	Early Voting	Ballots By Mail	Provision al	Limited Ballot
For	63	82.89%	<div><div></div></div>	46	17	0	0	0
Against	13	17.11%	<div><div></div></div>	7	6	0	0	0
Total Votes Cast	76	100.00%	<div><div></div></div>	53	23	0	0	0
Overvotes	0			0	0	0	0	0
Undervotes	1			1	0	0	0	0
Contest Totals	77			54	23	0	0	0

### Proposition 4 – State of Texas

Vote For 1

	TOTAL	VOTE %		Election Day	Early Voting	Ballots By Mail	Provision al	Limited Ballot
For	71	93.42%	<div><div></div></div>	50	21	0	0	0
Against	5	6.58%	<div><div></div></div>	3	2	0	0	0
Total Votes Cast	76	100.00%	<div><div></div></div>	53	23	0	0	0
Overvotes	0			0	0	0	0	0
Undervotes	1			1	0	0	0	0
Contest Totals	77			54	23	0	0	0

## PCT 160

### Proposition 5 – State of Texas

Vote For 1

	TOTAL	VOTE %		Election Day	Early Voting	Ballots By Mail	Provisional	Limited Ballot
For	46	60.53%	<div><div></div></div>	29	17	0	0	0
Against	30	39.47%	<div><div></div></div>	24	6	0	0	0
Total Votes Cast	76	100.00%	<div><div></div></div>	53	23	0	0	0
Overvotes	0			0	0	0	0	0
Undervotes	1			1	0	0	0	0
Contest Totals	77			54	23	0	0	0

### Proposition 6 – State of Texas

Vote For 1

	TOTAL	VOTE %		Election Day	Early Voting	Ballots By Mail	Provisional	Limited Ballot
For	55	71.43%	<div><div></div></div>	35	20	0	0	0
Against	22	28.57%	<div><div></div></div>	19	3	0	0	0
Total Votes Cast	77	100.00%	<div><div></div></div>	54	23	0	0	0
Overvotes	0			0	0	0	0	0
Undervotes	0			0	0	0	0	0
Contest Totals	77			54	23	0	0	0

### Proposition 7 – State of Texas

Vote For 1

	TOTAL	VOTE %		Election Day	Early Voting	Ballots By Mail	Provisional	Limited Ballot
For	49	63.64%	<div><div></div></div>	33	16	0	0	0
Against	28	36.36%	<div><div></div></div>	21	7	0	0	0
Total Votes Cast	77	100.00%	<div><div></div></div>	54	23	0	0	0
Overvotes	0			0	0	0	0	0
Undervotes	0			0	0	0	0	0
Contest Totals	77			54	23	0	0	0

### Proposition 8 – State of Texas

Vote For 1

	TOTAL	VOTE %		Election Day	Early Voting	Ballots By Mail	Provisional	Limited Ballot
For	51	66.23%	<div><div></div></div>	33	18	0	0	0
Against	26	33.77%	<div><div></div></div>	21	5	0	0	0
Total Votes Cast	77	100.00%	<div><div></div></div>	54	23	0	0	0
Overvotes	0			0	0	0	0	0
Undervotes	0			0	0	0	0	0
Contest Totals	77			54	23	0	0	0

## PCT 160

### Proposition 9 – State of Texas

Vote For 1

	TOTAL	VOTE %		Election Day	Early Voting	Ballots By Mail	Provisional	Limited Ballot
For	48	63.16%	<div><div></div></div>	30	18	0	0	0
Against	28	36.84%	<div><div></div></div>	23	5	0	0	0
Total Votes Cast	76	100.00%	<div><div></div></div>	53	23	0	0	0
Overvotes	0			0	0	0	0	0
Undervotes	1			1	0	0	0	0
Contest Totals	77			54	23	0	0	0

### Proposition 10 – State of Texas

Vote For 1

	TOTAL	VOTE %		Election Day	Early Voting	Ballots By Mail	Provisional	Limited Ballot
For	42	54.55%	<div><div></div></div>	29	13	0	0	0
Against	35	45.45%	<div><div></div></div>	25	10	0	0	0
Total Votes Cast	77	100.00%	<div><div></div></div>	54	23	0	0	0
Overvotes	0			0	0	0	0	0
Undervotes	0			0	0	0	0	0
Contest Totals	77			54	23	0	0	0

### Proposition 11 – State of Texas

Vote For 1

	TOTAL	VOTE %		Election Day	Early Voting	Ballots By Mail	Provisional	Limited Ballot
For	41	56.94%	<div><div></div></div>	25	16	0	0	0
Against	31	43.06%	<div><div></div></div>	25	6	0	0	0
Total Votes Cast	72	100.00%	<div><div></div></div>	50	22	0	0	0
Overvotes	0			0	0	0	0	0
Undervotes	5			4	1	0	0	0
Contest Totals	77			54	23	0	0	0

### Proposition 12 – State of Texas

Vote For 1

	TOTAL	VOTE %		Election Day	Early Voting	Ballots By Mail	Provisional	Limited Ballot
For	44	63.77%	<div><div></div></div>	30	14	0	0	0
Against	25	36.23%	<div><div></div></div>	18	7	0	0	0
Total Votes Cast	69	100.00%	<div><div></div></div>	48	21	0	0	0
Overvotes	0			0	0	0	0	0
Undervotes	8			6	2	0	0	0
Contest Totals	77			54	23	0	0	0



## PCT 160

### Proposition 13 – State of Texas

Vote For 1

	TOTAL	VOTE %		Election Day	Early Voting	Ballots By Mail	Provisional	Limited Ballot
For	22	29.33%	<div><div></div></div>	15	7	0	0	0
Against	53	70.67%	<div><div></div></div>	37	16	0	0	0
Total Votes Cast	75	100.00%	<div><div></div></div>	52	23	0	0	0
Overvotes	0			0	0	0	0	0
Undervotes	2			2	0	0	0	0
Contest Totals	77			54	23	0	0	0

### Proposition 14 – State of Texas

Vote For 1

	TOTAL	VOTE %		Election Day	Early Voting	Ballots By Mail	Provisional	Limited Ballot
For	52	67.53%	<div><div></div></div>	33	19	0	0	0
Against	25	32.47%	<div><div></div></div>	21	4	0	0	0
Total Votes Cast	77	100.00%	<div><div></div></div>	54	23	0	0	0
Overvotes	0			0	0	0	0	0
Undervotes	0			0	0	0	0	0
Contest Totals	77			54	23	0	0	0

### Proposition A – Collin County

Vote For 1

	TOTAL	VOTE %		Election Day	Early Voting	Ballots By Mail	Provisional	Limited Ballot
For	28	36.84%	<div><div></div></div>	15	13	0	0	0
Against	48	63.16%	<div><div></div></div>	38	10	0	0	0
Total Votes Cast	76	100.00%	<div><div></div></div>	53	23	0	0	0
Overvotes	0			0	0	0	0	0
Undervotes	1			1	0	0	0	0
Contest Totals	77			54	23	0	0	0

### Proposition B – Collin County

Vote For 1

	TOTAL	VOTE %		Election Day	Early Voting	Ballots By Mail	Provisional	Limited Ballot
For	46	59.74%	<div><div></div></div>	29	17	0	0	0
Against	31	40.26%	<div><div></div></div>	25	6	0	0	0
Total Votes Cast	77	100.00%	<div><div></div></div>	54	23	0	0	0
Overvotes	0			0	0	0	0	0
Undervotes	0			0	0	0	0	0
Contest Totals	77			54	23	0	0	0

## PCT 160

### Proposition C – Collin County

Vote For 1

	TOTAL	VOTE %		Election Day	Early Voting	Ballots By Mail	Provisional	Limited Ballot
For	38	50.00%	<div><div></div></div>	23	15	0	0	0
Against	38	50.00%	<div><div></div></div>	30	8	0	0	0
Total Votes Cast	76	100.00%	<div><div></div></div>	53	23	0	0	0
Overvotes	0			0	0	0	0	0
Undervotes	1			1	0	0	0	0
Contest Totals	77			54	23	0	0	0

### Proposition D – Collin County

Vote For 1

	TOTAL	VOTE %		Election Day	Early Voting	Ballots By Mail	Provisional	Limited Ballot
For	45	58.44%	<div><div></div></div>	28	17	0	0	0
Against	32	41.56%	<div><div></div></div>	26	6	0	0	0
Total Votes Cast	77	100.00%	<div><div></div></div>	54	23	0	0	0
Overvotes	0			0	0	0	0	0
Undervotes	0			0	0	0	0	0
Contest Totals	77			54	23	0	0	0

### Proposition E – Collin County

Vote For 1

	TOTAL	VOTE %		Election Day	Early Voting	Ballots By Mail	Provisional	Limited Ballot
For	57	74.03%	<div><div></div></div>	40	17	0	0	0
Against	20	25.97%	<div><div></div></div>	14	6	0	0	0
Total Votes Cast	77	100.00%	<div><div></div></div>	54	23	0	0	0
Overvotes	0			0	0	0	0	0
Undervotes	0			0	0	0	0	0
Contest Totals	77			54	23	0	0	0

## PCT 161

### Proposition 1 – State of Texas

Vote For 1

	TOTAL	VOTE %		Election Day	Early Voting	Ballots By Mail	Provision al	Limited Ballot
For	34	80.95%	<div><div></div></div>	19	15	0	0	0
Against	8	19.05%	<div><div></div></div>	4	4	0	0	0
Total Votes Cast	42	100.00%	<div><div></div></div>	23	19	0	0	0
Overvotes	0			0	0	0	0	0
Undervotes	0			0	0	0	0	0
Contest Totals	42			23	19	0	0	0

### Proposition 2 – State of Texas

Vote For 1

	TOTAL	VOTE %		Election Day	Early Voting	Ballots By Mail	Provision al	Limited Ballot
For	25	59.52%	<div><div></div></div>	14	11	0	0	0
Against	17	40.48%	<div><div></div></div>	9	8	0	0	0
Total Votes Cast	42	100.00%	<div><div></div></div>	23	19	0	0	0
Overvotes	0			0	0	0	0	0
Undervotes	0			0	0	0	0	0
Contest Totals	42			23	19	0	0	0

### Proposition 3 – State of Texas

Vote For 1

	TOTAL	VOTE %		Election Day	Early Voting	Ballots By Mail	Provision al	Limited Ballot
For	30	73.17%	<div><div></div></div>	17	13	0	0	0
Against	11	26.83%	<div><div></div></div>	6	5	0	0	0
Total Votes Cast	41	100.00%	<div><div></div></div>	23	18	0	0	0
Overvotes	0			0	0	0	0	0
Undervotes	1			0	1	0	0	0
Contest Totals	42			23	19	0	0	0

### Proposition 4 – State of Texas

Vote For 1

	TOTAL	VOTE %		Election Day	Early Voting	Ballots By Mail	Provision al	Limited Ballot
For	31	73.81%	<div><div></div></div>	17	14	0	0	0
Against	11	26.19%	<div><div></div></div>	6	5	0	0	0
Total Votes Cast	42	100.00%	<div><div></div></div>	23	19	0	0	0
Overvotes	0			0	0	0	0	0
Undervotes	0			0	0	0	0	0
Contest Totals	42			23	19	0	0	0

## PCT 161

### Proposition 5 – State of Texas

Vote For 1

	TOTAL	VOTE %		Election Day	Early Voting	Ballots By Mail	Provision al	Limited Ballot
For	28	68.29%	<div><div></div></div>	17	11	0	0	0
Against	13	31.71%	<div><div></div></div>	6	7	0	0	0
Total Votes Cast	41	100.00%	<div><div></div></div>	23	18	0	0	0
Overvotes	0			0	0	0	0	0
Undervotes	1			0	1	0	0	0
Contest Totals	42			23	19	0	0	0

### Proposition 6 – State of Texas

Vote For 1

	TOTAL	VOTE %		Election Day	Early Voting	Ballots By Mail	Provision al	Limited Ballot
For	35	83.33%	<div><div></div></div>	20	15	0	0	0
Against	7	16.67%	<div><div></div></div>	3	4	0	0	0
Total Votes Cast	42	100.00%	<div><div></div></div>	23	19	0	0	0
Overvotes	0			0	0	0	0	0
Undervotes	0			0	0	0	0	0
Contest Totals	42			23	19	0	0	0

### Proposition 7 – State of Texas

Vote For 1

	TOTAL	VOTE %		Election Day	Early Voting	Ballots By Mail	Provision al	Limited Ballot
For	27	64.29%	<div><div></div></div>	16	11	0	0	0
Against	15	35.71%	<div><div></div></div>	7	8	0	0	0
Total Votes Cast	42	100.00%	<div><div></div></div>	23	19	0	0	0
Overvotes	0			0	0	0	0	0
Undervotes	0			0	0	0	0	0
Contest Totals	42			23	19	0	0	0

### Proposition 8 – State of Texas

Vote For 1

	TOTAL	VOTE %		Election Day	Early Voting	Ballots By Mail	Provision al	Limited Ballot
For	31	73.81%	<div><div></div></div>	19	12	0	0	0
Against	11	26.19%	<div><div></div></div>	4	7	0	0	0
Total Votes Cast	42	100.00%	<div><div></div></div>	23	19	0	0	0
Overvotes	0			0	0	0	0	0
Undervotes	0			0	0	0	0	0
Contest Totals	42			23	19	0	0	0

## PCT 161

### Proposition 9 – State of Texas

Vote For 1

	TOTAL	VOTE %		Election Day	Early Voting	Ballots By Mail	Provisional	Limited Ballot
For	32	76.19%	<div><div></div></div>	20	12	0	0	0
Against	10	23.81%	<div><div></div></div>	3	7	0	0	0
Total Votes Cast	42	100.00%	<div><div></div></div>	23	19	0	0	0
Overvotes	0			0	0	0	0	0
Undervotes	0			0	0	0	0	0
Contest Totals	42			23	19	0	0	0

### Proposition 10 – State of Texas

Vote For 1

	TOTAL	VOTE %		Election Day	Early Voting	Ballots By Mail	Provisional	Limited Ballot
For	25	59.52%	<div><div></div></div>	14	11	0	0	0
Against	17	40.48%	<div><div></div></div>	9	8	0	0	0
Total Votes Cast	42	100.00%	<div><div></div></div>	23	19	0	0	0
Overvotes	0			0	0	0	0	0
Undervotes	0			0	0	0	0	0
Contest Totals	42			23	19	0	0	0

### Proposition 11 – State of Texas

Vote For 1

	TOTAL	VOTE %		Election Day	Early Voting	Ballots By Mail	Provisional	Limited Ballot
For	32	80.00%	<div><div></div></div>	19	13	0	0	0
Against	8	20.00%	<div><div></div></div>	3	5	0	0	0
Total Votes Cast	40	100.00%	<div><div></div></div>	22	18	0	0	0
Overvotes	0			0	0	0	0	0
Undervotes	2			1	1	0	0	0
Contest Totals	42			23	19	0	0	0

### Proposition 12 – State of Texas

Vote For 1

	TOTAL	VOTE %		Election Day	Early Voting	Ballots By Mail	Provisional	Limited Ballot
For	27	71.05%	<div><div></div></div>	16	11	0	0	0
Against	11	28.95%	<div><div></div></div>	5	6	0	0	0
Total Votes Cast	38	100.00%	<div><div></div></div>	21	17	0	0	0
Overvotes	0			0	0	0	0	0
Undervotes	4			2	2	0	0	0
Contest Totals	42			23	19	0	0	0

## PCT 161

### Proposition 13 – State of Texas

Vote For 1

	TOTAL	VOTE %		Election Day	Early Voting	Ballots By Mail	Provisional	Limited Ballot
For	25	60.98%	<div><div></div></div>	14	11	0	0	0
Against	16	39.02%	<div><div></div></div>	9	7	0	0	0
Total Votes Cast	41	100.00%	<div><div></div></div>	23	18	0	0	0
Overvotes	0			0	0	0	0	0
Undervotes	1			0	1	0	0	0
Contest Totals	42			23	19	0	0	0

### Proposition 14 – State of Texas

Vote For 1

	TOTAL	VOTE %		Election Day	Early Voting	Ballots By Mail	Provisional	Limited Ballot
For	27	64.29%	<div><div></div></div>	18	9	0	0	0
Against	15	35.71%	<div><div></div></div>	5	10	0	0	0
Total Votes Cast	42	100.00%	<div><div></div></div>	23	19	0	0	0
Overvotes	0			0	0	0	0	0
Undervotes	0			0	0	0	0	0
Contest Totals	42			23	19	0	0	0

### Proposition A – Collin County

Vote For 1

	TOTAL	VOTE %		Election Day	Early Voting	Ballots By Mail	Provisional	Limited Ballot
For	26	61.90%	<div><div></div></div>	17	9	0	0	0
Against	16	38.10%	<div><div></div></div>	6	10	0	0	0
Total Votes Cast	42	100.00%	<div><div></div></div>	23	19	0	0	0
Overvotes	0			0	0	0	0	0
Undervotes	0			0	0	0	0	0
Contest Totals	42			23	19	0	0	0

### Proposition B – Collin County

Vote For 1

	TOTAL	VOTE %		Election Day	Early Voting	Ballots By Mail	Provisional	Limited Ballot
For	28	68.29%	<div><div></div></div>	18	10	0	0	0
Against	13	31.71%	<div><div></div></div>	5	8	0	0	0
Total Votes Cast	41	100.00%	<div><div></div></div>	23	18	0	0	0
Overvotes	0			0	0	0	0	0
Undervotes	1			0	1	0	0	0
Contest Totals	42			23	19	0	0	0

## PCT 161

### Proposition C – Collin County

Vote For 1

	TOTAL	VOTE %		Election Day	Early Voting	Ballots By Mail	Provisional	Limited Ballot
For	26	61.90%	<div><div></div></div>	17	9	0	0	0
Against	16	38.10%	<div><div></div></div>	6	10	0	0	0
Total Votes Cast	42	100.00%	<div><div></div></div>	23	19	0	0	0
Overvotes	0			0	0	0	0	0
Undervotes	0			0	0	0	0	0
Contest Totals	42			23	19	0	0	0

### Proposition D – Collin County

Vote For 1

	TOTAL	VOTE %		Election Day	Early Voting	Ballots By Mail	Provisional	Limited Ballot
For	27	64.29%	<div><div></div></div>	17	10	0	0	0
Against	15	35.71%	<div><div></div></div>	6	9	0	0	0
Total Votes Cast	42	100.00%	<div><div></div></div>	23	19	0	0	0
Overvotes	0			0	0	0	0	0
Undervotes	0			0	0	0	0	0
Contest Totals	42			23	19	0	0	0

### Proposition E – Collin County

Vote For 1

	TOTAL	VOTE %		Election Day	Early Voting	Ballots By Mail	Provisional	Limited Ballot
For	28	68.29%	<div><div></div></div>	18	10	0	0	0
Against	13	31.71%	<div><div></div></div>	4	9	0	0	0
Total Votes Cast	41	100.00%	<div><div></div></div>	22	19	0	0	0
Overvotes	0			0	0	0	0	0
Undervotes	1			1	0	0	0	0
Contest Totals	42			23	19	0	0	0

### Proposition A – City of Weston

Vote For 1

	TOTAL	VOTE %		Election Day	Early Voting	Ballots By Mail	Provisional	Limited Ballot
For	3	33.33%	<div><div></div></div>	2	1	0	0	0
Against	6	66.67%	<div><div></div></div>	2	4	0	0	0
Total Votes Cast	9	100.00%	<div><div></div></div>	4	5	0	0	0
Overvotes	0			0	0	0	0	0
Undervotes	0			0	0	0	0	0
Contest Totals	9			4	5	0	0	0

## PCT 161

### Proposition A – Chambers Grove MUD No. 1

Vote For 1

	TOTAL	VOTE %		Election Day	Early Voting	Ballots By Mail	Provision al	Limited Ballot
FOR	1	100.00%	<div></div>	0	1	0	0	0
AGAINST	0	0.00%	<div></div>	0	0	0	0	0
Total Votes Cast	1	100.00%	<div></div>	0	1	0	0	0
Overvotes	0			0	0	0	0	0
Undervotes	0			0	0	0	0	0
Contest Totals	1			0	1	0	0	0

### Proposition B – Chambers Grove MUD No. 1

Vote For 1

	TOTAL	VOTE %		Election Day	Early Voting	Ballots By Mail	Provision al	Limited Ballot
FOR	1	100.00%	<div></div>	0	1	0	0	0
AGAINST	0	0.00%	<div></div>	0	0	0	0	0
Total Votes Cast	1	100.00%	<div></div>	0	1	0	0	0
Overvotes	0			0	0	0	0	0
Undervotes	0			0	0	0	0	0
Contest Totals	1			0	1	0	0	0

### Proposition C – Chambers Grove MUD No. 1

Vote For 1

	TOTAL	VOTE %		Election Day	Early Voting	Ballots By Mail	Provision al	Limited Ballot
FOR	1	100.00%	<div></div>	0	1	0	0	0
AGAINST	0	0.00%	<div></div>	0	0	0	0	0
Total Votes Cast	1	100.00%	<div></div>	0	1	0	0	0
Overvotes	0			0	0	0	0	0
Undervotes	0			0	0	0	0	0
Contest Totals	1			0	1	0	0	0

### Proposition D – Chambers Grove MUD No. 1

Vote For 1

	TOTAL	VOTE %		Election Day	Early Voting	Ballots By Mail	Provision al	Limited Ballot
FOR	1	100.00%	<div></div>	0	1	0	0	0
AGAINST	0	0.00%	<div></div>	0	0	0	0	0
Total Votes Cast	1	100.00%	<div></div>	0	1	0	0	0
Overvotes	0			0	0	0	0	0
Undervotes	0			0	0	0	0	0
Contest Totals	1			0	1	0	0	0



## PCT 161

### Proposition E – Chambers Grove MUD No. 1

Vote For 1

	TOTAL	VOTE %		Election Day	Early Voting	Ballots By Mail	Provisional	Limited Ballot
FOR	1	100.00%	<div><div></div></div>	0	1	0	0	0
AGAINST	0	0.00%	<div><div></div></div>	0	0	0	0	0
Total Votes Cast	1	100.00%	<div><div></div></div>	0	1	0	0	0
Overvotes	0			0	0	0	0	0
Undervotes	0			0	0	0	0	0
Contest Totals	1			0	1	0	0	0

### Proposition F – Chambers Grove MUD No. 1

Vote For 1

	TOTAL	VOTE %		Election Day	Early Voting	Ballots By Mail	Provisional	Limited Ballot
FOR	1	100.00%	<div><div></div></div>	0	1	0	0	0
AGAINST	0	0.00%	<div><div></div></div>	0	0	0	0	0
Total Votes Cast	1	100.00%	<div><div></div></div>	0	1	0	0	0
Overvotes	0			0	0	0	0	0
Undervotes	0			0	0	0	0	0
Contest Totals	1			0	1	0	0	0

### Directors – Chambers Grove MUD No. 1

Vote For 5

	TOTAL	VOTE %		Election Day	Early Voting	Ballots By Mail	Provisional	Limited Ballot
Kory Wilkinson	1	20.00%	<div><div></div></div>	0	1	0	0	0
Caitlyn Smith	1	20.00%	<div><div></div></div>	0	1	0	0	0
Seth Woodfin	1	20.00%	<div><div></div></div>	0	1	0	0	0
Matt Brost	1	20.00%	<div><div></div></div>	0	1	0	0	0
Stephen Rapp	1	20.00%	<div><div></div></div>	0	1	0	0	0
Total Votes Cast	5	100.00%	<div><div></div></div>	0	5	0	0	0
Overvotes	0			0	0	0	0	0
Undervotes	0			0	0	0	0	0
Contest Totals	5			0	5	0	0	0

## PCT 162

### Proposition 1 – State of Texas

Vote For 1

	TOTAL	VOTE %		Election Day	Early Voting	Ballots By Mail	Provision al	Limited Ballot
For	59	85.51%	<div><div></div></div>	26	33	0	0	0
Against	10	14.49%	<div><div></div></div>	7	3	0	0	0
Total Votes Cast	69	100.00%	<div><div></div></div>	33	36	0	0	0
Overvotes	0			0	0	0	0	0
Undervotes	0			0	0	0	0	0
Contest Totals	69			33	36	0	0	0

### Proposition 2 – State of Texas

Vote For 1

	TOTAL	VOTE %		Election Day	Early Voting	Ballots By Mail	Provision al	Limited Ballot
For	36	52.94%	<div><div></div></div>	16	20	0	0	0
Against	32	47.06%	<div><div></div></div>	16	16	0	0	0
Total Votes Cast	68	100.00%	<div><div></div></div>	32	36	0	0	0
Overvotes	0			0	0	0	0	0
Undervotes	1			1	0	0	0	0
Contest Totals	69			33	36	0	0	0

### Proposition 3 – State of Texas

Vote For 1

	TOTAL	VOTE %		Election Day	Early Voting	Ballots By Mail	Provision al	Limited Ballot
For	55	80.88%	<div><div></div></div>	25	30	0	0	0
Against	13	19.12%	<div><div></div></div>	8	5	0	0	0
Total Votes Cast	68	100.00%	<div><div></div></div>	33	35	0	0	0
Overvotes	0			0	0	0	0	0
Undervotes	1			0	1	0	0	0
Contest Totals	69			33	36	0	0	0

### Proposition 4 – State of Texas

Vote For 1

	TOTAL	VOTE %		Election Day	Early Voting	Ballots By Mail	Provision al	Limited Ballot
For	67	97.10%	<div><div></div></div>	31	36	0	0	0
Against	2	2.90%	<div><div></div></div>	2	0	0	0	0
Total Votes Cast	69	100.00%	<div><div></div></div>	33	36	0	0	0
Overvotes	0			0	0	0	0	0
Undervotes	0			0	0	0	0	0
Contest Totals	69			33	36	0	0	0

## PCT 162

### Proposition 5 – State of Texas

Vote For 1

	TOTAL	VOTE %		Election Day	Early Voting	Ballots By Mail	Provision al	Limited Ballot
For	37	55.22%	<div><div></div></div>	17	20	0	0	0
Against	30	44.78%	<div><div></div></div>	15	15	0	0	0
Total Votes Cast	67	100.00%	<div><div></div></div>	32	35	0	0	0
Overvotes	0			0	0	0	0	0
Undervotes	2			1	1	0	0	0
Contest Totals	69			33	36	0	0	0

### Proposition 6 – State of Texas

Vote For 1

	TOTAL	VOTE %		Election Day	Early Voting	Ballots By Mail	Provision al	Limited Ballot
For	51	73.91%	<div><div></div></div>	20	31	0	0	0
Against	18	26.09%	<div><div></div></div>	13	5	0	0	0
Total Votes Cast	69	100.00%	<div><div></div></div>	33	36	0	0	0
Overvotes	0			0	0	0	0	0
Undervotes	0			0	0	0	0	0
Contest Totals	69			33	36	0	0	0

### Proposition 7 – State of Texas

Vote For 1

	TOTAL	VOTE %		Election Day	Early Voting	Ballots By Mail	Provision al	Limited Ballot
For	52	75.36%	<div><div></div></div>	22	30	0	0	0
Against	17	24.64%	<div><div></div></div>	11	6	0	0	0
Total Votes Cast	69	100.00%	<div><div></div></div>	33	36	0	0	0
Overvotes	0			0	0	0	0	0
Undervotes	0			0	0	0	0	0
Contest Totals	69			33	36	0	0	0

### Proposition 8 – State of Texas

Vote For 1

	TOTAL	VOTE %		Election Day	Early Voting	Ballots By Mail	Provision al	Limited Ballot
For	44	63.77%	<div><div></div></div>	19	25	0	0	0
Against	25	36.23%	<div><div></div></div>	14	11	0	0	0
Total Votes Cast	69	100.00%	<div><div></div></div>	33	36	0	0	0
Overvotes	0			0	0	0	0	0
Undervotes	0			0	0	0	0	0
Contest Totals	69			33	36	0	0	0

## PCT 162

### Proposition 9 – State of Texas

Vote For 1

	TOTAL	VOTE %		Election Day	Early Voting	Ballots By Mail	Provisional	Limited Ballot
For	55	79.71%	<div><div></div></div>	23	32	0	0	0
Against	14	20.29%	<div><div></div></div>	10	4	0	0	0
Total Votes Cast	69	100.00%	<div><div></div></div>	33	36	0	0	0
Overvotes	0			0	0	0	0	0
Undervotes	0			0	0	0	0	0
Contest Totals	69			33	36	0	0	0

### Proposition 10 – State of Texas

Vote For 1

	TOTAL	VOTE %		Election Day	Early Voting	Ballots By Mail	Provisional	Limited Ballot
For	39	57.35%	<div><div></div></div>	14	25	0	0	0
Against	29	42.65%	<div><div></div></div>	19	10	0	0	0
Total Votes Cast	68	100.00%	<div><div></div></div>	33	35	0	0	0
Overvotes	0			0	0	0	0	0
Undervotes	1			0	1	0	0	0
Contest Totals	69			33	36	0	0	0

### Proposition 11 – State of Texas

Vote For 1

	TOTAL	VOTE %		Election Day	Early Voting	Ballots By Mail	Provisional	Limited Ballot
For	37	61.67%	<div><div></div></div>	16	21	0	0	0
Against	23	38.33%	<div><div></div></div>	13	10	0	0	0
Total Votes Cast	60	100.00%	<div><div></div></div>	29	31	0	0	0
Overvotes	0			0	0	0	0	0
Undervotes	9			4	5	0	0	0
Contest Totals	69			33	36	0	0	0

### Proposition 12 – State of Texas

Vote For 1

	TOTAL	VOTE %		Election Day	Early Voting	Ballots By Mail	Provisional	Limited Ballot
For	33	56.90%	<div><div></div></div>	16	17	0	0	0
Against	25	43.10%	<div><div></div></div>	13	12	0	0	0
Total Votes Cast	58	100.00%	<div><div></div></div>	29	29	0	0	0
Overvotes	0			0	0	0	0	0
Undervotes	11			4	7	0	0	0
Contest Totals	69			33	36	0	0	0

## PCT 162

### Proposition 13 – State of Texas

Vote For 1

	TOTAL	VOTE %		Election Day	Early Voting	Ballots By Mail	Provisional	Limited Ballot
For	20	30.30%	<div><div></div></div>	8	12	0	0	0
Against	46	69.70%	<div><div></div></div>	24	22	0	0	0
Total Votes Cast	66	100.00%	<div><div></div></div>	32	34	0	0	0
Overvotes	0			0	0	0	0	0
Undervotes	3			1	2	0	0	0
Contest Totals	69			33	36	0	0	0

### Proposition 14 – State of Texas

Vote For 1

	TOTAL	VOTE %		Election Day	Early Voting	Ballots By Mail	Provisional	Limited Ballot
For	52	75.36%	<div><div></div></div>	22	30	0	0	0
Against	17	24.64%	<div><div></div></div>	11	6	0	0	0
Total Votes Cast	69	100.00%	<div><div></div></div>	33	36	0	0	0
Overvotes	0			0	0	0	0	0
Undervotes	0			0	0	0	0	0
Contest Totals	69			33	36	0	0	0

### Proposition A – Collin County

Vote For 1

	TOTAL	VOTE %		Election Day	Early Voting	Ballots By Mail	Provisional	Limited Ballot
For	34	49.28%	<div><div></div></div>	11	23	0	0	0
Against	35	50.72%	<div><div></div></div>	22	13	0	0	0
Total Votes Cast	69	100.00%	<div><div></div></div>	33	36	0	0	0
Overvotes	0			0	0	0	0	0
Undervotes	0			0	0	0	0	0
Contest Totals	69			33	36	0	0	0

### Proposition B – Collin County

Vote For 1

	TOTAL	VOTE %		Election Day	Early Voting	Ballots By Mail	Provisional	Limited Ballot
For	39	56.52%	<div><div></div></div>	15	24	0	0	0
Against	30	43.48%	<div><div></div></div>	18	12	0	0	0
Total Votes Cast	69	100.00%	<div><div></div></div>	33	36	0	0	0
Overvotes	0			0	0	0	0	0
Undervotes	0			0	0	0	0	0
Contest Totals	69			33	36	0	0	0

## PCT 162

### Proposition C – Collin County

Vote For 1

	TOTAL	VOTE %		Election Day	Early Voting	Ballots By Mail	Provisional	Limited Ballot
For	35	51.47%	<div><div></div></div>	13	22	0	0	0
Against	33	48.53%	<div><div></div></div>	19	14	0	0	0
Total Votes Cast	68	100.00%	<div><div></div></div>	32	36	0	0	0
Overvotes	0			0	0	0	0	0
Undervotes	1			1	0	0	0	0
Contest Totals	69			33	36	0	0	0

### Proposition D – Collin County

Vote For 1

	TOTAL	VOTE %		Election Day	Early Voting	Ballots By Mail	Provisional	Limited Ballot
For	40	57.97%	<div><div></div></div>	15	25	0	0	0
Against	29	42.03%	<div><div></div></div>	18	11	0	0	0
Total Votes Cast	69	100.00%	<div><div></div></div>	33	36	0	0	0
Overvotes	0			0	0	0	0	0
Undervotes	0			0	0	0	0	0
Contest Totals	69			33	36	0	0	0

### Proposition E – Collin County

Vote For 1

	TOTAL	VOTE %		Election Day	Early Voting	Ballots By Mail	Provisional	Limited Ballot
For	49	71.01%	<div><div></div></div>	21	28	0	0	0
Against	20	28.99%	<div><div></div></div>	12	8	0	0	0
Total Votes Cast	69	100.00%	<div><div></div></div>	33	36	0	0	0
Overvotes	0			0	0	0	0	0
Undervotes	0			0	0	0	0	0
Contest Totals	69			33	36	0	0	0

## PCT 163

### Proposition 1 – State of Texas

Vote For 1

	TOTAL	VOTE %		Election Day	Early Voting	Ballots By Mail	Provision al	Limited Ballot
For	249	82.72%	<div><div></div></div>	111	128	10	0	0
Against	52	17.28%	<div><div></div></div>	29	22	1	0	0
Total Votes Cast	301	100.00%	<div><div></div></div>	140	150	11	0	0
Overvotes	0			0	0	0	0	0
Undervotes	9			2	7	0	0	0
Contest Totals	310			142	157	11	0	0

### Proposition 2 – State of Texas

Vote For 1

	TOTAL	VOTE %		Election Day	Early Voting	Ballots By Mail	Provision al	Limited Ballot
For	208	70.51%	<div><div></div></div>	99	102	7	0	0
Against	87	29.49%	<div><div></div></div>	40	43	4	0	0
Total Votes Cast	295	100.00%	<div><div></div></div>	139	145	11	0	0
Overvotes	0			0	0	0	0	0
Undervotes	15			3	12	0	0	0
Contest Totals	310			142	157	11	0	0

### Proposition 3 – State of Texas

Vote For 1

	TOTAL	VOTE %		Election Day	Early Voting	Ballots By Mail	Provision al	Limited Ballot
For	219	73.99%	<div><div></div></div>	96	114	9	0	0
Against	77	26.01%	<div><div></div></div>	44	31	2	0	0
Total Votes Cast	296	100.00%	<div><div></div></div>	140	145	11	0	0
Overvotes	0			0	0	0	0	0
Undervotes	14			2	12	0	0	0
Contest Totals	310			142	157	11	0	0

### Proposition 4 – State of Texas

Vote For 1

	TOTAL	VOTE %		Election Day	Early Voting	Ballots By Mail	Provision al	Limited Ballot
For	249	83.56%	<div><div></div></div>	113	125	11	0	0
Against	49	16.44%	<div><div></div></div>	28	21	0	0	0
Total Votes Cast	298	100.00%	<div><div></div></div>	141	146	11	0	0
Overvotes	0			0	0	0	0	0
Undervotes	12			1	11	0	0	0
Contest Totals	310			142	157	11	0	0

## PCT 163

### Proposition 5 – State of Texas

Vote For 1

	TOTAL	VOTE %		Election Day	Early Voting	Ballots By Mail	Provisional	Limited Ballot
For	207	70.17%	<div><div></div></div>	99	101	7	0	0
Against	88	29.83%	<div><div></div></div>	41	43	4	0	0
Total Votes Cast	295	100.00%	<div><div></div></div>	140	144	11	0	0
Overvotes	0			0	0	0	0	0
Undervotes	15			2	13	0	0	0
Contest Totals	310			142	157	11	0	0

### Proposition 6 – State of Texas

Vote For 1

	TOTAL	VOTE %		Election Day	Early Voting	Ballots By Mail	Provisional	Limited Ballot
For	251	85.08%	<div><div></div></div>	113	127	11	0	0
Against	44	14.92%	<div><div></div></div>	24	20	0	0	0
Total Votes Cast	295	100.00%	<div><div></div></div>	137	147	11	0	0
Overvotes	0			0	0	0	0	0
Undervotes	15			5	10	0	0	0
Contest Totals	310			142	157	11	0	0

### Proposition 7 – State of Texas

Vote For 1

	TOTAL	VOTE %		Election Day	Early Voting	Ballots By Mail	Provisional	Limited Ballot
For	225	74.75%	<div><div></div></div>	99	115	11	0	0
Against	76	25.25%	<div><div></div></div>	42	34	0	0	0
Total Votes Cast	301	100.00%	<div><div></div></div>	141	149	11	0	0
Overvotes	0			0	0	0	0	0
Undervotes	9			1	8	0	0	0
Contest Totals	310			142	157	11	0	0

### Proposition 8 – State of Texas

Vote For 1

	TOTAL	VOTE %		Election Day	Early Voting	Ballots By Mail	Provisional	Limited Ballot
For	224	75.42%	<div><div></div></div>	107	110	7	0	0
Against	73	24.58%	<div><div></div></div>	33	36	4	0	0
Total Votes Cast	297	100.00%	<div><div></div></div>	140	146	11	0	0
Overvotes	0			0	0	0	0	0
Undervotes	13			2	11	0	0	0
Contest Totals	310			142	157	11	0	0



## PCT 163

### Proposition 9 – State of Texas

Vote For 1

	TOTAL	VOTE %		Election Day	Early Voting	Ballots By Mail	Provisional	Limited Ballot
For	263	87.67%	<div><div></div></div>	121	135	7	0	0
Against	37	12.33%	<div><div></div></div>	19	14	4	0	0
Total Votes Cast	300	100.00%	<div><div></div></div>	140	149	11	0	0
Overvotes	0			0	0	0	0	0
Undervotes	10			2	8	0	0	0
Contest Totals	310			142	157	11	0	0

### Proposition 10 – State of Texas

Vote For 1

	TOTAL	VOTE %		Election Day	Early Voting	Ballots By Mail	Provisional	Limited Ballot
For	183	62.67%	<div><div></div></div>	88	86	9	0	0
Against	109	37.33%	<div><div></div></div>	51	56	2	0	0
Total Votes Cast	292	100.00%	<div><div></div></div>	139	142	11	0	0
Overvotes	0			0	0	0	0	0
Undervotes	18			3	15	0	0	0
Contest Totals	310			142	157	11	0	0

### Proposition 11 – State of Texas

Vote For 1

	TOTAL	VOTE %		Election Day	Early Voting	Ballots By Mail	Provisional	Limited Ballot
For	187	67.03%	<div><div></div></div>	89	95	3	0	0
Against	92	32.97%	<div><div></div></div>	45	43	4	0	0
Total Votes Cast	279	100.00%	<div><div></div></div>	134	138	7	0	0
Overvotes	0			0	0	0	0	0
Undervotes	31			8	19	4	0	0
Contest Totals	310			142	157	11	0	0

### Proposition 12 – State of Texas

Vote For 1

	TOTAL	VOTE %		Election Day	Early Voting	Ballots By Mail	Provisional	Limited Ballot
For	144	54.14%	<div><div></div></div>	61	74	9	0	0
Against	122	45.86%	<div><div></div></div>	67	55	0	0	0
Total Votes Cast	266	100.00%	<div><div></div></div>	128	129	9	0	0
Overvotes	0			0	0	0	0	0
Undervotes	44			14	28	2	0	0
Contest Totals	310			142	157	11	0	0

## PCT 163

### Proposition 13 – State of Texas

Vote For 1

	TOTAL	VOTE %		Election Day	Early Voting	Ballots By Mail	Provisional	Limited Ballot
For	112	38.75%	<div><div></div></div>	53	58	1	0	0
Against	177	61.25%	<div><div></div></div>	85	84	8	0	0
Total Votes Cast	289	100.00%	<div><div></div></div>	138	142	9	0	0
Overvotes	0			0	0	0	0	0
Undervotes	21			4	15	2	0	0
Contest Totals	310			142	157	11	0	0

### Proposition 14 – State of Texas

Vote For 1

	TOTAL	VOTE %		Election Day	Early Voting	Ballots By Mail	Provisional	Limited Ballot
For	245	82.77%	<div><div></div></div>	120	120	5	0	0
Against	51	17.23%	<div><div></div></div>	20	27	4	0	0
Total Votes Cast	296	100.00%	<div><div></div></div>	140	147	9	0	0
Overvotes	0			0	0	0	0	0
Undervotes	14			2	10	2	0	0
Contest Totals	310			142	157	11	0	0

### Proposition A – Collin County

Vote For 1

	TOTAL	VOTE %		Election Day	Early Voting	Ballots By Mail	Provisional	Limited Ballot
For	163	56.79%	<div><div></div></div>	72	88	3	0	0
Against	124	43.21%	<div><div></div></div>	63	55	6	0	0
Total Votes Cast	287	100.00%	<div><div></div></div>	135	143	9	0	0
Overvotes	0			0	0	0	0	0
Undervotes	23			7	14	2	0	0
Contest Totals	310			142	157	11	0	0

### Proposition B – Collin County

Vote For 1

	TOTAL	VOTE %		Election Day	Early Voting	Ballots By Mail	Provisional	Limited Ballot
For	185	64.46%	<div><div></div></div>	80	102	3	0	0
Against	102	35.54%	<div><div></div></div>	54	42	6	0	0
Total Votes Cast	287	100.00%	<div><div></div></div>	134	144	9	0	0
Overvotes	0			0	0	0	0	0
Undervotes	23			8	13	2	0	0
Contest Totals	310			142	157	11	0	0

## PCT 163

### Proposition C – Collin County

Vote For 1

	TOTAL	VOTE %		Election Day	Early Voting	Ballots By Mail	Provisional	Limited Ballot
For	167	58.39%	<div><div></div></div>	73	91	3	0	0
Against	119	41.61%	<div><div></div></div>	63	50	6	0	0
Total Votes Cast	286	100.00%	<div><div></div></div>	136	141	9	0	0
Overvotes	0			0	0	0	0	0
Undervotes	24			6	16	2	0	0
Contest Totals	310			142	157	11	0	0

### Proposition D – Collin County

Vote For 1

	TOTAL	VOTE %		Election Day	Early Voting	Ballots By Mail	Provisional	Limited Ballot
For	198	68.75%	<div><div></div></div>	97	97	4	0	0
Against	90	31.25%	<div><div></div></div>	41	43	6	0	0
Total Votes Cast	288	100.00%	<div><div></div></div>	138	140	10	0	0
Overvotes	0			0	0	0	0	0
Undervotes	22			4	17	1	0	0
Contest Totals	310			142	157	11	0	0

### Proposition E – Collin County

Vote For 1

	TOTAL	VOTE %		Election Day	Early Voting	Ballots By Mail	Provisional	Limited Ballot
For	235	79.39%	<div><div></div></div>	103	124	8	0	0
Against	61	20.61%	<div><div></div></div>	33	26	2	0	0
Total Votes Cast	296	100.00%	<div><div></div></div>	136	150	10	0	0
Overvotes	0			0	0	0	0	0
Undervotes	14			6	7	1	0	0
Contest Totals	310			142	157	11	0	0

### Proposition A – Prosper ISD

Vote For 1

	TOTAL	VOTE %		Election Day	Early Voting	Ballots By Mail	Provisional	Limited Ballot
FOR	198	65.35%	<div><div></div></div>	84	112	2	0	0
AGAINST	105	34.65%	<div><div></div></div>	56	43	6	0	0
Total Votes Cast	303	100.00%	<div><div></div></div>	140	155	8	0	0
Overvotes	0			0	0	0	0	0
Undervotes	7			2	2	3	0	0
Contest Totals	310			142	157	11	0	0

## PCT 163

### Proposition B – Prosper ISD

Vote For 1

	TOTAL	VOTE %		Election Day	Early Voting	Ballots By Mail	Provisional	Limited Ballot
FOR	187	61.72%	<div><div></div></div>	83	103	1	0	0
AGAINST	116	38.28%	<div><div></div></div>	58	52	6	0	0
Total Votes Cast	303	100.00%	<div><div></div></div>	141	155	7	0	0
Overvotes	0			0	0	0	0	0
Undervotes	7			1	2	4	0	0
Contest Totals	310			142	157	11	0	0

### Proposition C – Prosper ISD

Vote For 1

	TOTAL	VOTE %		Election Day	Early Voting	Ballots By Mail	Provisional	Limited Ballot
FOR	120	39.60%	<div><div></div></div>	49	69	2	0	0
AGAINST	183	60.40%	<div><div></div></div>	91	86	6	0	0
Total Votes Cast	303	100.00%	<div><div></div></div>	140	155	8	0	0
Overvotes	0			0	0	0	0	0
Undervotes	7			2	2	3	0	0
Contest Totals	310			142	157	11	0	0

### Proposition D – Prosper ISD

Vote For 1

	TOTAL	VOTE %		Election Day	Early Voting	Ballots By Mail	Provisional	Limited Ballot
FOR	174	57.43%	<div><div></div></div>	74	98	2	0	0
AGAINST	129	42.57%	<div><div></div></div>	66	57	6	0	0
Total Votes Cast	303	100.00%	<div><div></div></div>	140	155	8	0	0
Overvotes	0			0	0	0	0	0
Undervotes	7			2	2	3	0	0
Contest Totals	310			142	157	11	0	0

## PCT 164

### Proposition 1 – State of Texas

Vote For 1

	TOTAL	VOTE %		Election Day	Early Voting	Ballots By Mail	Provisional	Limited Ballot
For	342	75.50%	<div><div></div></div>	75	153	114	0	0
Against	111	24.50%	<div><div></div></div>	22	64	25	0	0
Total Votes Cast	453	100.00%	<div><div></div></div>	97	217	139	0	0
Overvotes	0			0	0	0	0	0
Undervotes	25			4	9	12	0	0
Contest Totals	478			101	226	151	0	0

### Proposition 2 – State of Texas

Vote For 1

	TOTAL	VOTE %		Election Day	Early Voting	Ballots By Mail	Provisional	Limited Ballot
For	315	69.69%	<div><div></div></div>	64	145	106	0	0
Against	137	30.31%	<div><div></div></div>	30	72	35	0	0
Total Votes Cast	452	100.00%	<div><div></div></div>	94	217	141	0	0
Overvotes	0			0	0	0	0	0
Undervotes	26			7	9	10	0	0
Contest Totals	478			101	226	151	0	0

### Proposition 3 – State of Texas

Vote For 1

	TOTAL	VOTE %		Election Day	Early Voting	Ballots By Mail	Provisional	Limited Ballot
For	305	67.33%	<div><div></div></div>	69	152	84	0	0
Against	148	32.67%	<div><div></div></div>	27	64	57	0	0
Total Votes Cast	453	100.00%	<div><div></div></div>	96	216	141	0	0
Overvotes	0			0	0	0	0	0
Undervotes	25			5	10	10	0	0
Contest Totals	478			101	226	151	0	0

### Proposition 4 – State of Texas

Vote For 1

	TOTAL	VOTE %		Election Day	Early Voting	Ballots By Mail	Provisional	Limited Ballot
For	356	78.59%	<div><div></div></div>	83	177	96	0	0
Against	97	21.41%	<div><div></div></div>	15	37	45	0	0
Total Votes Cast	453	100.00%	<div><div></div></div>	98	214	141	0	0
Overvotes	0			0	0	0	0	0
Undervotes	25			3	12	10	0	0
Contest Totals	478			101	226	151	0	0

## PCT 164

### Proposition 5 – State of Texas

Vote For 1

	TOTAL	VOTE %		Election Day	Early Voting	Ballots By Mail	Provisional	Limited Ballot
For	344	75.77%	<div><div></div></div>	77	166	101	0	0
Against	110	24.23%	<div><div></div></div>	21	51	38	0	0
Total Votes Cast	454	100.00%	<div><div></div></div>	98	217	139	0	0
Overvotes	0			0	0	0	0	0
Undervotes	24			3	9	12	0	0
Contest Totals	478			101	226	151	0	0

### Proposition 6 – State of Texas

Vote For 1

	TOTAL	VOTE %		Election Day	Early Voting	Ballots By Mail	Provisional	Limited Ballot
For	404	87.07%	<div><div></div></div>	85	196	123	0	0
Against	60	12.93%	<div><div></div></div>	13	26	21	0	0
Total Votes Cast	464	100.00%	<div><div></div></div>	98	222	144	0	0
Overvotes	0			0	0	0	0	0
Undervotes	14			3	4	7	0	0
Contest Totals	478			101	226	151	0	0

### Proposition 7 – State of Texas

Vote For 1

	TOTAL	VOTE %		Election Day	Early Voting	Ballots By Mail	Provisional	Limited Ballot
For	311	67.46%	<div><div></div></div>	59	145	107	0	0
Against	150	32.54%	<div><div></div></div>	36	77	37	0	0
Total Votes Cast	461	100.00%	<div><div></div></div>	95	222	144	0	0
Overvotes	0			0	0	0	0	0
Undervotes	17			6	4	7	0	0
Contest Totals	478			101	226	151	0	0

### Proposition 8 – State of Texas

Vote For 1

	TOTAL	VOTE %		Election Day	Early Voting	Ballots By Mail	Provisional	Limited Ballot
For	342	74.51%	<div><div></div></div>	75	158	109	0	0
Against	117	25.49%	<div><div></div></div>	23	60	34	0	0
Total Votes Cast	459	100.00%	<div><div></div></div>	98	218	143	0	0
Overvotes	0			0	0	0	0	0
Undervotes	19			3	8	8	0	0
Contest Totals	478			101	226	151	0	0

## PCT 164

### Proposition 9 – State of Texas

Vote For 1

	TOTAL	VOTE %		Election Day	Early Voting	Ballots By Mail	Provisional	Limited Ballot
For	423	91.36%	<div><div></div></div>	87	201	135	0	0
Against	40	8.64%	<div><div></div></div>	12	18	10	0	0
Total Votes Cast	463	100.00%	<div><div></div></div>	99	219	145	0	0
Overvotes	0			0	0	0	0	0
Undervotes	15			2	7	6	0	0
Contest Totals	478			101	226	151	0	0

### Proposition 10 – State of Texas

Vote For 1

	TOTAL	VOTE %		Election Day	Early Voting	Ballots By Mail	Provisional	Limited Ballot
For	278	62.05%	<div><div></div></div>	54	126	98	0	0
Against	170	37.95%	<div><div></div></div>	41	86	43	0	0
Total Votes Cast	448	100.00%	<div><div></div></div>	95	212	141	0	0
Overvotes	0			0	0	0	0	0
Undervotes	30			6	14	10	0	0
Contest Totals	478			101	226	151	0	0

### Proposition 11 – State of Texas

Vote For 1

	TOTAL	VOTE %		Election Day	Early Voting	Ballots By Mail	Provisional	Limited Ballot
For	317	73.89%	<div><div></div></div>	68	144	105	0	0
Against	112	26.11%	<div><div></div></div>	26	58	28	0	0
Total Votes Cast	429	100.00%	<div><div></div></div>	94	202	133	0	0
Overvotes	0			0	0	0	0	0
Undervotes	49			7	24	18	0	0
Contest Totals	478			101	226	151	0	0

### Proposition 12 – State of Texas

Vote For 1

	TOTAL	VOTE %		Election Day	Early Voting	Ballots By Mail	Provisional	Limited Ballot
For	257	62.08%	<div><div></div></div>	55	123	79	0	0
Against	157	37.92%	<div><div></div></div>	37	74	46	0	0
Total Votes Cast	414	100.00%	<div><div></div></div>	92	197	125	0	0
Overvotes	0			0	0	0	0	0
Undervotes	64			9	29	26	0	0
Contest Totals	478			101	226	151	0	0

## PCT 164

### Proposition 13 – State of Texas

Vote For 1

	TOTAL	VOTE %		Election Day	Early Voting	Ballots By Mail	Provisional	Limited Ballot
For	192	42.11%	<div><div></div></div>	33	96	63	0	0
Against	264	57.89%	<div><div></div></div>	66	119	79	0	0
Total Votes Cast	456	100.00%	<div><div></div></div>	99	215	142	0	0
Overvotes	0			0	0	0	0	0
Undervotes	22			2	11	9	0	0
Contest Totals	478			101	226	151	0	0

### Proposition 14 – State of Texas

Vote For 1

	TOTAL	VOTE %		Election Day	Early Voting	Ballots By Mail	Provisional	Limited Ballot
For	364	80.89%	<div><div></div></div>	79	174	111	0	0
Against	86	19.11%	<div><div></div></div>	16	39	31	0	0
Total Votes Cast	450	100.00%	<div><div></div></div>	95	213	142	0	0
Overvotes	0			0	0	0	0	0
Undervotes	28			6	13	9	0	0
Contest Totals	478			101	226	151	0	0

### Proposition A – Collin County

Vote For 1

	TOTAL	VOTE %		Election Day	Early Voting	Ballots By Mail	Provisional	Limited Ballot
For	334	75.40%	<div><div></div></div>	66	166	102	0	0
Against	109	24.60%	<div><div></div></div>	30	45	34	0	0
Total Votes Cast	443	100.00%	<div><div></div></div>	96	211	136	0	0
Overvotes	0			0	0	0	0	0
Undervotes	35			5	15	15	0	0
Contest Totals	478			101	226	151	0	0

### Proposition B – Collin County

Vote For 1

	TOTAL	VOTE %		Election Day	Early Voting	Ballots By Mail	Provisional	Limited Ballot
For	330	74.66%	<div><div></div></div>	74	155	101	0	0
Against	112	25.34%	<div><div></div></div>	22	57	33	0	0
Total Votes Cast	442	100.00%	<div><div></div></div>	96	212	134	0	0
Overvotes	0			0	0	0	0	0
Undervotes	36			5	14	17	0	0
Contest Totals	478			101	226	151	0	0



## PCT 164

### Proposition C – Collin County

Vote For 1

	TOTAL	VOTE %		Election Day	Early Voting	Ballots By Mail	Provisional	Limited Ballot
For	339	76.87%	<div><div></div></div>	67	166	106	0	0
Against	102	23.13%	<div><div></div></div>	29	43	30	0	0
Total Votes Cast	441	100.00%	<div><div></div></div>	96	209	136	0	0
Overvotes	0			0	0	0	0	0
Undervotes	37			5	17	15	0	0
Contest Totals	478			101	226	151	0	0

### Proposition D – Collin County

Vote For 1

	TOTAL	VOTE %		Election Day	Early Voting	Ballots By Mail	Provisional	Limited Ballot
For	335	75.11%	<div><div></div></div>	73	160	102	0	0
Against	111	24.89%	<div><div></div></div>	22	52	37	0	0
Total Votes Cast	446	100.00%	<div><div></div></div>	95	212	139	0	0
Overvotes	0			0	0	0	0	0
Undervotes	32			6	14	12	0	0
Contest Totals	478			101	226	151	0	0

### Proposition E – Collin County

Vote For 1

	TOTAL	VOTE %		Election Day	Early Voting	Ballots By Mail	Provisional	Limited Ballot
For	394	87.17%	<div><div></div></div>	79	188	127	0	0
Against	58	12.83%	<div><div></div></div>	17	29	12	0	0
Total Votes Cast	452	100.00%	<div><div></div></div>	96	217	139	0	0
Overvotes	0			0	0	0	0	0
Undervotes	26			5	9	12	0	0
Contest Totals	478			101	226	151	0	0

## PCT 165

### Proposition 1 – State of Texas

Vote For 1

	TOTAL	VOTE %		Election Day	Early Voting	Ballots By Mail	Provision al	Limited Ballot
For	142	73.20%	<div><div></div></div>	79	63	0	0	0
Against	52	26.80%	<div><div></div></div>	27	25	0	0	0
Total Votes Cast	194	100.00%	<div><div></div></div>	106	88	0	0	0
Overvotes	0			0	0	0	0	0
Undervotes	4			2	2	0	0	0
Contest Totals	198			108	90	0	0	0

### Proposition 2 – State of Texas

Vote For 1

	TOTAL	VOTE %		Election Day	Early Voting	Ballots By Mail	Provision al	Limited Ballot
For	113	59.47%	<div><div></div></div>	60	53	0	0	0
Against	77	40.53%	<div><div></div></div>	45	32	0	0	0
Total Votes Cast	190	100.00%	<div><div></div></div>	105	85	0	0	0
Overvotes	0			0	0	0	0	0
Undervotes	8			3	5	0	0	0
Contest Totals	198			108	90	0	0	0

### Proposition 3 – State of Texas

Vote For 1

	TOTAL	VOTE %		Election Day	Early Voting	Ballots By Mail	Provision al	Limited Ballot
For	147	75.38%	<div><div></div></div>	77	70	0	0	0
Against	48	24.62%	<div><div></div></div>	29	19	0	0	0
Total Votes Cast	195	100.00%	<div><div></div></div>	106	89	0	0	0
Overvotes	0			0	0	0	0	0
Undervotes	3			2	1	0	0	0
Contest Totals	198			108	90	0	0	0

### Proposition 4 – State of Texas

Vote For 1

	TOTAL	VOTE %		Election Day	Early Voting	Ballots By Mail	Provision al	Limited Ballot
For	170	88.54%	<div><div></div></div>	92	78	0	0	0
Against	22	11.46%	<div><div></div></div>	13	9	0	0	0
Total Votes Cast	192	100.00%	<div><div></div></div>	105	87	0	0	0
Overvotes	0			0	0	0	0	0
Undervotes	6			3	3	0	0	0
Contest Totals	198			108	90	0	0	0

## PCT 165

### Proposition 5 – State of Texas

Vote For 1

	TOTAL	VOTE %		Election Day	Early Voting	Ballots By Mail	Provisional	Limited Ballot
For	119	62.30%	<div><div></div></div>	67	52	0	0	0
Against	72	37.70%	<div><div></div></div>	41	31	0	0	0
Total Votes Cast	191	100.00%	<div><div></div></div>	108	83	0	0	0
Overvotes	0			0	0	0	0	0
Undervotes	7			0	7	0	0	0
Contest Totals	198			108	90	0	0	0

### Proposition 6 – State of Texas

Vote For 1

	TOTAL	VOTE %		Election Day	Early Voting	Ballots By Mail	Provisional	Limited Ballot
For	153	78.06%	<div><div></div></div>	78	75	0	0	0
Against	43	21.94%	<div><div></div></div>	29	14	0	0	0
Total Votes Cast	196	100.00%	<div><div></div></div>	107	89	0	0	0
Overvotes	0			0	0	0	0	0
Undervotes	2			1	1	0	0	0
Contest Totals	198			108	90	0	0	0

### Proposition 7 – State of Texas

Vote For 1

	TOTAL	VOTE %		Election Day	Early Voting	Ballots By Mail	Provisional	Limited Ballot
For	121	62.37%	<div><div></div></div>	67	54	0	0	0
Against	73	37.63%	<div><div></div></div>	39	34	0	0	0
Total Votes Cast	194	100.00%	<div><div></div></div>	106	88	0	0	0
Overvotes	0			0	0	0	0	0
Undervotes	4			2	2	0	0	0
Contest Totals	198			108	90	0	0	0

### Proposition 8 – State of Texas

Vote For 1

	TOTAL	VOTE %		Election Day	Early Voting	Ballots By Mail	Provisional	Limited Ballot
For	126	64.62%	<div><div></div></div>	67	59	0	0	0
Against	69	35.38%	<div><div></div></div>	39	30	0	0	0
Total Votes Cast	195	100.00%	<div><div></div></div>	106	89	0	0	0
Overvotes	0			0	0	0	0	0
Undervotes	3			2	1	0	0	0
Contest Totals	198			108	90	0	0	0

## PCT 165

### Proposition 9 – State of Texas

Vote For 1

	TOTAL	VOTE %		Election Day	Early Voting	Ballots By Mail	Provisional	Limited Ballot
For	137	71.35%	<div><div></div></div>	75	62	0	0	0
Against	55	28.65%	<div><div></div></div>	31	24	0	0	0
Total Votes Cast	192	100.00%	<div><div></div></div>	106	86	0	0	0
Overvotes	0			0	0	0	0	0
Undervotes	6			2	4	0	0	0
Contest Totals	198			108	90	0	0	0

### Proposition 10 – State of Texas

Vote For 1

	TOTAL	VOTE %		Election Day	Early Voting	Ballots By Mail	Provisional	Limited Ballot
For	80	41.88%	<div><div></div></div>	35	45	0	0	0
Against	111	58.12%	<div><div></div></div>	69	42	0	0	0
Total Votes Cast	191	100.00%	<div><div></div></div>	104	87	0	0	0
Overvotes	0			0	0	0	0	0
Undervotes	7			4	3	0	0	0
Contest Totals	198			108	90	0	0	0

### Proposition 11 – State of Texas

Vote For 1

	TOTAL	VOTE %		Election Day	Early Voting	Ballots By Mail	Provisional	Limited Ballot
For	106	56.68%	<div><div></div></div>	55	51	0	0	0
Against	81	43.32%	<div><div></div></div>	45	36	0	0	0
Total Votes Cast	187	100.00%	<div><div></div></div>	100	87	0	0	0
Overvotes	0			0	0	0	0	0
Undervotes	11			8	3	0	0	0
Contest Totals	198			108	90	0	0	0

### Proposition 12 – State of Texas

Vote For 1

	TOTAL	VOTE %		Election Day	Early Voting	Ballots By Mail	Provisional	Limited Ballot
For	112	63.64%	<div><div></div></div>	54	58	0	0	0
Against	64	36.36%	<div><div></div></div>	39	25	0	0	0
Total Votes Cast	176	100.00%	<div><div></div></div>	93	83	0	0	0
Overvotes	0			0	0	0	0	0
Undervotes	22			15	7	0	0	0
Contest Totals	198			108	90	0	0	0

## PCT 165

### Proposition 13 – State of Texas

Vote For 1

	TOTAL	VOTE %		Election Day	Early Voting	Ballots By Mail	Provisional	Limited Ballot
For	71	36.98%	<div><div></div></div>	42	29	0	0	0
Against	121	63.02%	<div><div></div></div>	65	56	0	0	0
Total Votes Cast	192	100.00%	<div><div></div></div>	107	85	0	0	0
Overvotes	0			0	0	0	0	0
Undervotes	6			1	5	0	0	0
Contest Totals	198			108	90	0	0	0

### Proposition 14 – State of Texas

Vote For 1

	TOTAL	VOTE %		Election Day	Early Voting	Ballots By Mail	Provisional	Limited Ballot
For	140	72.16%	<div><div></div></div>	82	58	0	0	0
Against	54	27.84%	<div><div></div></div>	26	28	0	0	0
Total Votes Cast	194	100.00%	<div><div></div></div>	108	86	0	0	0
Overvotes	0			0	0	0	0	0
Undervotes	4			0	4	0	0	0
Contest Totals	198			108	90	0	0	0

### Proposition A – Collin County

Vote For 1

	TOTAL	VOTE %		Election Day	Early Voting	Ballots By Mail	Provisional	Limited Ballot
For	96	50.53%	<div><div></div></div>	55	41	0	0	0
Against	94	49.47%	<div><div></div></div>	49	45	0	0	0
Total Votes Cast	190	100.00%	<div><div></div></div>	104	86	0	0	0
Overvotes	0			0	0	0	0	0
Undervotes	8			4	4	0	0	0
Contest Totals	198			108	90	0	0	0

### Proposition B – Collin County

Vote For 1

	TOTAL	VOTE %		Election Day	Early Voting	Ballots By Mail	Provisional	Limited Ballot
For	115	60.21%	<div><div></div></div>	63	52	0	0	0
Against	76	39.79%	<div><div></div></div>	42	34	0	0	0
Total Votes Cast	191	100.00%	<div><div></div></div>	105	86	0	0	0
Overvotes	0			0	0	0	0	0
Undervotes	7			3	4	0	0	0
Contest Totals	198			108	90	0	0	0

## PCT 165

### Proposition C – Collin County

Vote For 1

	TOTAL	VOTE %		Election Day	Early Voting	Ballots By Mail	Provisional	Limited Ballot
For	90	47.87%	<div><div></div></div>	51	39	0	0	0
Against	98	52.13%	<div><div></div></div>	52	46	0	0	0
Total Votes Cast	188	100.00%	<div><div></div></div>	103	85	0	0	0
Overvotes	0			0	0	0	0	0
Undervotes	10			5	5	0	0	0
Contest Totals	198			108	90	0	0	0

### Proposition D – Collin County

Vote For 1

	TOTAL	VOTE %		Election Day	Early Voting	Ballots By Mail	Provisional	Limited Ballot
For	105	54.97%	<div><div></div></div>	60	45	0	0	0
Against	86	45.03%	<div><div></div></div>	45	41	0	0	0
Total Votes Cast	191	100.00%	<div><div></div></div>	105	86	0	0	0
Overvotes	0			0	0	0	0	0
Undervotes	7			3	4	0	0	0
Contest Totals	198			108	90	0	0	0

### Proposition E – Collin County

Vote For 1

	TOTAL	VOTE %		Election Day	Early Voting	Ballots By Mail	Provisional	Limited Ballot
For	138	72.63%	<div><div></div></div>	82	56	0	0	0
Against	52	27.37%	<div><div></div></div>	23	29	0	0	0
Total Votes Cast	190	100.00%	<div><div></div></div>	105	85	0	0	0
Overvotes	0			0	0	0	0	0
Undervotes	8			3	5	0	0	0
Contest Totals	198			108	90	0	0	0

## PCT 166

### Proposition 1 – State of Texas

Vote For 1

	TOTAL	VOTE %		Election Day	Early Voting	Ballots By Mail	Provision al	Limited Ballot
For	523	78.06%	<div><div></div></div>	239	283	1	0	0
Against	147	21.94%	<div><div></div></div>	73	74	0	0	0
Total Votes Cast	670	100.00%	<div><div></div></div>	312	357	1	0	0
Overvotes	0			0	0	0	0	0
Undervotes	27			13	14	0	0	0
Contest Totals	697			325	371	1	0	0

### Proposition 2 – State of Texas

Vote For 1

	TOTAL	VOTE %		Election Day	Early Voting	Ballots By Mail	Provision al	Limited Ballot
For	400	61.26%	<div><div></div></div>	189	211	0	0	0
Against	253	38.74%	<div><div></div></div>	115	137	1	0	0
Total Votes Cast	653	100.00%	<div><div></div></div>	304	348	1	0	0
Overvotes	0			0	0	0	0	0
Undervotes	44			21	23	0	0	0
Contest Totals	697			325	371	1	0	0

### Proposition 3 – State of Texas

Vote For 1

	TOTAL	VOTE %		Election Day	Early Voting	Ballots By Mail	Provision al	Limited Ballot
For	460	69.59%	<div><div></div></div>	208	251	1	0	0
Against	201	30.41%	<div><div></div></div>	99	102	0	0	0
Total Votes Cast	661	100.00%	<div><div></div></div>	307	353	1	0	0
Overvotes	0			0	0	0	0	0
Undervotes	36			18	18	0	0	0
Contest Totals	697			325	371	1	0	0

### Proposition 4 – State of Texas

Vote For 1

	TOTAL	VOTE %		Election Day	Early Voting	Ballots By Mail	Provision al	Limited Ballot
For	560	83.96%	<div><div></div></div>	250	309	1	0	0
Against	107	16.04%	<div><div></div></div>	62	45	0	0	0
Total Votes Cast	667	100.00%	<div><div></div></div>	312	354	1	0	0
Overvotes	0			0	0	0	0	0
Undervotes	30			13	17	0	0	0
Contest Totals	697			325	371	1	0	0

## PCT 166

### Proposition 5 – State of Texas

Vote For 1

	TOTAL	VOTE %		Election Day	Early Voting	Ballots By Mail	Provision al	Limited Ballot
For	438	66.57%	<div><div></div></div>	201	236	1	0	0
Against	220	33.43%	<div><div></div></div>	106	114	0	0	0
Total Votes Cast	658	100.00%	<div><div></div></div>	307	350	1	0	0
Overvotes	0			0	0	0	0	0
Undervotes	39			18	21	0	0	0
Contest Totals	697			325	371	1	0	0

### Proposition 6 – State of Texas

Vote For 1

	TOTAL	VOTE %		Election Day	Early Voting	Ballots By Mail	Provision al	Limited Ballot
For	529	79.55%	<div><div></div></div>	240	288	1	0	0
Against	136	20.45%	<div><div></div></div>	71	65	0	0	0
Total Votes Cast	665	100.00%	<div><div></div></div>	311	353	1	0	0
Overvotes	0			0	0	0	0	0
Undervotes	32			14	18	0	0	0
Contest Totals	697			325	371	1	0	0

### Proposition 7 – State of Texas

Vote For 1

	TOTAL	VOTE %		Election Day	Early Voting	Ballots By Mail	Provision al	Limited Ballot
For	464	69.57%	<div><div></div></div>	208	255	1	0	0
Against	203	30.43%	<div><div></div></div>	102	101	0	0	0
Total Votes Cast	667	100.00%	<div><div></div></div>	310	356	1	0	0
Overvotes	0			0	0	0	0	0
Undervotes	30			15	15	0	0	0
Contest Totals	697			325	371	1	0	0

### Proposition 8 – State of Texas

Vote For 1

	TOTAL	VOTE %		Election Day	Early Voting	Ballots By Mail	Provision al	Limited Ballot
For	460	70.23%	<div><div></div></div>	207	252	1	0	0
Against	195	29.77%	<div><div></div></div>	100	95	0	0	0
Total Votes Cast	655	100.00%	<div><div></div></div>	307	347	1	0	0
Overvotes	0			0	0	0	0	0
Undervotes	42			18	24	0	0	0
Contest Totals	697			325	371	1	0	0



## PCT 166

### Proposition 9 – State of Texas

Vote For 1

	TOTAL	VOTE %		Election Day	Early Voting	Ballots By Mail	Provision al	Limited Ballot
For	564	84.43%	<div><div></div></div>	262	302	0	0	0
Against	104	15.57%	<div><div></div></div>	49	54	1	0	0
Total Votes Cast	668	100.00%	<div><div></div></div>	311	356	1	0	0
Overvotes	0			0	0	0	0	0
Undervotes	29			14	15	0	0	0
Contest Totals	697			325	371	1	0	0

### Proposition 10 – State of Texas

Vote For 1

	TOTAL	VOTE %		Election Day	Early Voting	Ballots By Mail	Provision al	Limited Ballot
For	310	47.99%	<div><div></div></div>	126	183	1	0	0
Against	336	52.01%	<div><div></div></div>	174	162	0	0	0
Total Votes Cast	646	100.00%	<div><div></div></div>	300	345	1	0	0
Overvotes	0			0	0	0	0	0
Undervotes	51			25	26	0	0	0
Contest Totals	697			325	371	1	0	0

### Proposition 11 – State of Texas

Vote For 1

	TOTAL	VOTE %		Election Day	Early Voting	Ballots By Mail	Provision al	Limited Ballot
For	394	62.84%	<div><div></div></div>	174	220	0	0	0
Against	233	37.16%	<div><div></div></div>	115	117	1	0	0
Total Votes Cast	627	100.00%	<div><div></div></div>	289	337	1	0	0
Overvotes	0			0	0	0	0	0
Undervotes	70			36	34	0	0	0
Contest Totals	697			325	371	1	0	0

### Proposition 12 – State of Texas

Vote For 1

	TOTAL	VOTE %		Election Day	Early Voting	Ballots By Mail	Provision al	Limited Ballot
For	318	53.36%	<div><div></div></div>	129	188	1	0	0
Against	278	46.64%	<div><div></div></div>	148	130	0	0	0
Total Votes Cast	596	100.00%	<div><div></div></div>	277	318	1	0	0
Overvotes	0			0	0	0	0	0
Undervotes	101			48	53	0	0	0
Contest Totals	697			325	371	1	0	0

## PCT 166

### Proposition 13 – State of Texas

Vote For 1

	TOTAL	VOTE %		Election Day	Early Voting	Ballots By Mail	Provisional	Limited Ballot
For	217	33.18%	<div><div></div></div>	86	130	1	0	0
Against	437	66.82%	<div><div></div></div>	218	219	0	0	0
Total Votes Cast	654	100.00%	<div><div></div></div>	304	349	1	0	0
Overvotes	0			0	0	0	0	0
Undervotes	43			21	22	0	0	0
Contest Totals	697			325	371	1	0	0

### Proposition 14 – State of Texas

Vote For 1

	TOTAL	VOTE %		Election Day	Early Voting	Ballots By Mail	Provisional	Limited Ballot
For	504	75.90%	<div><div></div></div>	232	271	1	0	0
Against	160	24.10%	<div><div></div></div>	75	85	0	0	0
Total Votes Cast	664	100.00%	<div><div></div></div>	307	356	1	0	0
Overvotes	0			0	0	0	0	0
Undervotes	33			18	15	0	0	0
Contest Totals	697			325	371	1	0	0

### Proposition A – Collin County

Vote For 1

	TOTAL	VOTE %		Election Day	Early Voting	Ballots By Mail	Provisional	Limited Ballot
For	313	48.23%	<div><div></div></div>	126	187	0	0	0
Against	336	51.77%	<div><div></div></div>	172	163	1	0	0
Total Votes Cast	649	100.00%	<div><div></div></div>	298	350	1	0	0
Overvotes	0			0	0	0	0	0
Undervotes	48			27	21	0	0	0
Contest Totals	697			325	371	1	0	0

### Proposition B – Collin County

Vote For 1

	TOTAL	VOTE %		Election Day	Early Voting	Ballots By Mail	Provisional	Limited Ballot
For	382	58.23%	<div><div></div></div>	177	205	0	0	0
Against	274	41.77%	<div><div></div></div>	124	149	1	0	0
Total Votes Cast	656	100.00%	<div><div></div></div>	301	354	1	0	0
Overvotes	0			0	0	0	0	0
Undervotes	41			24	17	0	0	0
Contest Totals	697			325	371	1	0	0

## PCT 166

### Proposition C – Collin County

Vote For 1

	TOTAL	VOTE %		Election Day	Early Voting	Ballots By Mail	Provisional	Limited Ballot
For	327	51.09%	<div><div></div></div>	140	187	0	0	0
Against	313	48.91%	<div><div></div></div>	154	158	1	0	0
Total Votes Cast	640	100.00%	<div><div></div></div>	294	345	1	0	0
Overvotes	0			0	0	0	0	0
Undervotes	57			31	26	0	0	0
Contest Totals	697			325	371	1	0	0

### Proposition D – Collin County

Vote For 1

	TOTAL	VOTE %		Election Day	Early Voting	Ballots By Mail	Provisional	Limited Ballot
For	380	58.64%	<div><div></div></div>	180	199	1	0	0
Against	268	41.36%	<div><div></div></div>	116	152	0	0	0
Total Votes Cast	648	100.00%	<div><div></div></div>	296	351	1	0	0
Overvotes	0			0	0	0	0	0
Undervotes	49			29	20	0	0	0
Contest Totals	697			325	371	1	0	0

### Proposition E – Collin County

Vote For 1

	TOTAL	VOTE %		Election Day	Early Voting	Ballots By Mail	Provisional	Limited Ballot
For	486	73.75%	<div><div></div></div>	230	255	1	0	0
Against	173	26.25%	<div><div></div></div>	71	102	0	0	0
Total Votes Cast	659	100.00%	<div><div></div></div>	301	357	1	0	0
Overvotes	0			0	0	0	0	0
Undervotes	38			24	14	0	0	0
Contest Totals	697			325	371	1	0	0

### City Council, Place 2 – City of Murphy

Vote For 1

	TOTAL	VOTE %		Election Day	Early Voting	Ballots By Mail	Provisional	Limited Ballot
Chi Egwuekwe	279	46.04%	<div><div></div></div>	135	144	0	0	0
W. Scott Smith	327	53.96%	<div><div></div></div>	143	184	0	0	0
Total Votes Cast	606	100.00%	<div><div></div></div>	278	328	0	0	0
Overvotes	0			0	0	0	0	0
Undervotes	91			47	43	1	0	0
Contest Totals	697			325	371	1	0	0

PCT 166

Proposition A – Wylie ISD								
Vote For 1								
	TOTAL	VOTE %		Election Day	Early Voting	Ballots By Mail	Provision al	Limited Ballot
FOR	335	50.30%	<div><div></div></div>	143	192	0	0	0
AGAINST	331	49.70%	<div><div></div></div>	162	168	1	0	0
Total Votes Cast	666	100.00%	<div><div></div></div>	305	360	1	0	0
Overvotes	0			0	0	0	0	0
Undervotes	31			20	11	0	0	0
Contest Totals	697			325	371	1	0	0

## PCT 167

### Proposition 1 – State of Texas

Vote For 1

	TOTAL	VOTE %		Election Day	Early Voting	Ballots By Mail	Provision al	Limited Ballot
For	340	64.15%	<div><div></div></div>	162	167	11	0	0
Against	190	35.85%	<div><div></div></div>	91	96	3	0	0
Total Votes Cast	530	100.00%	<div><div></div></div>	253	263	14	0	0
Overvotes	0			0	0	0	0	0
Undervotes	13			8	5	0	0	0
Contest Totals	543			261	268	14	0	0

### Proposition 2 – State of Texas

Vote For 1

	TOTAL	VOTE %		Election Day	Early Voting	Ballots By Mail	Provision al	Limited Ballot
For	349	66.48%	<div><div></div></div>	176	165	8	0	0
Against	176	33.52%	<div><div></div></div>	77	93	6	0	0
Total Votes Cast	525	100.00%	<div><div></div></div>	253	258	14	0	0
Overvotes	0			0	0	0	0	0
Undervotes	18			8	10	0	0	0
Contest Totals	543			261	268	14	0	0

### Proposition 3 – State of Texas

Vote For 1

	TOTAL	VOTE %		Election Day	Early Voting	Ballots By Mail	Provision al	Limited Ballot
For	328	61.89%	<div><div></div></div>	146	171	11	0	0
Against	202	38.11%	<div><div></div></div>	108	91	3	0	0
Total Votes Cast	530	100.00%	<div><div></div></div>	254	262	14	0	0
Overvotes	0			0	0	0	0	0
Undervotes	13			7	6	0	0	0
Contest Totals	543			261	268	14	0	0

### Proposition 4 – State of Texas

Vote For 1

	TOTAL	VOTE %		Election Day	Early Voting	Ballots By Mail	Provision al	Limited Ballot
For	438	82.49%	<div><div></div></div>	210	216	12	0	0
Against	93	17.51%	<div><div></div></div>	44	47	2	0	0
Total Votes Cast	531	100.00%	<div><div></div></div>	254	263	14	0	0
Overvotes	0			0	0	0	0	0
Undervotes	12			7	5	0	0	0
Contest Totals	543			261	268	14	0	0

## PCT 167

### Proposition 5 – State of Texas

Vote For 1

	TOTAL	VOTE %		Election Day	Early Voting	Ballots By Mail	Provisional	Limited Ballot
For	367	69.90%	<div><div></div></div>	181	177	9	0	0
Against	158	30.10%	<div><div></div></div>	67	86	5	0	0
Total Votes Cast	525	100.00%	<div><div></div></div>	248	263	14	0	0
Overvotes	0			0	0	0	0	0
Undervotes	18			13	5	0	0	0
Contest Totals	543			261	268	14	0	0

### Proposition 6 – State of Texas

Vote For 1

	TOTAL	VOTE %		Election Day	Early Voting	Ballots By Mail	Provisional	Limited Ballot
For	434	81.43%	<div><div></div></div>	215	207	12	0	0
Against	99	18.57%	<div><div></div></div>	40	58	1	0	0
Total Votes Cast	533	100.00%	<div><div></div></div>	255	265	13	0	0
Overvotes	0			0	0	0	0	0
Undervotes	10			6	3	1	0	0
Contest Totals	543			261	268	14	0	0

### Proposition 7 – State of Texas

Vote For 1

	TOTAL	VOTE %		Election Day	Early Voting	Ballots By Mail	Provisional	Limited Ballot
For	310	58.60%	<div><div></div></div>	158	141	11	0	0
Against	219	41.40%	<div><div></div></div>	97	119	3	0	0
Total Votes Cast	529	100.00%	<div><div></div></div>	255	260	14	0	0
Overvotes	0			0	0	0	0	0
Undervotes	14			6	8	0	0	0
Contest Totals	543			261	268	14	0	0

### Proposition 8 – State of Texas

Vote For 1

	TOTAL	VOTE %		Election Day	Early Voting	Ballots By Mail	Provisional	Limited Ballot
For	381	71.75%	<div><div></div></div>	183	189	9	0	0
Against	150	28.25%	<div><div></div></div>	69	76	5	0	0
Total Votes Cast	531	100.00%	<div><div></div></div>	252	265	14	0	0
Overvotes	0			0	0	0	0	0
Undervotes	12			9	3	0	0	0
Contest Totals	543			261	268	14	0	0

## PCT 167

### Proposition 9 – State of Texas

Vote For 1

	TOTAL	VOTE %		Election Day	Early Voting	Ballots By Mail	Provisional	Limited Ballot
For	445	83.18%	<div><div></div></div>	213	220	12	0	0
Against	90	16.82%	<div><div></div></div>	42	46	2	0	0
Total Votes Cast	535	100.00%	<div><div></div></div>	255	266	14	0	0
Overvotes	0			0	0	0	0	0
Undervotes	8			6	2	0	0	0
Contest Totals	543			261	268	14	0	0

### Proposition 10 – State of Texas

Vote For 1

	TOTAL	VOTE %		Election Day	Early Voting	Ballots By Mail	Provisional	Limited Ballot
For	235	45.19%	<div><div></div></div>	110	116	9	0	0
Against	285	54.81%	<div><div></div></div>	138	142	5	0	0
Total Votes Cast	520	100.00%	<div><div></div></div>	248	258	14	0	0
Overvotes	0			0	0	0	0	0
Undervotes	23			13	10	0	0	0
Contest Totals	543			261	268	14	0	0

### Proposition 11 – State of Texas

Vote For 1

	TOTAL	VOTE %		Election Day	Early Voting	Ballots By Mail	Provisional	Limited Ballot
For	341	67.52%	<div><div></div></div>	170	162	9	0	0
Against	164	32.48%	<div><div></div></div>	72	87	5	0	0
Total Votes Cast	505	100.00%	<div><div></div></div>	242	249	14	0	0
Overvotes	0			0	0	0	0	0
Undervotes	38			19	19	0	0	0
Contest Totals	543			261	268	14	0	0

### Proposition 12 – State of Texas

Vote For 1

	TOTAL	VOTE %		Election Day	Early Voting	Ballots By Mail	Provisional	Limited Ballot
For	233	49.36%	<div><div></div></div>	114	113	6	0	0
Against	239	50.64%	<div><div></div></div>	109	122	8	0	0
Total Votes Cast	472	100.00%	<div><div></div></div>	223	235	14	0	0
Overvotes	0			0	0	0	0	0
Undervotes	71			38	33	0	0	0
Contest Totals	543			261	268	14	0	0

## PCT 167

### Proposition 13 – State of Texas

Vote For 1

	TOTAL	VOTE %		Election Day	Early Voting	Ballots By Mail	Provisional	Limited Ballot
For	161	30.78%	<div><div></div></div>	71	85	5	0	0
Against	362	69.22%	<div><div></div></div>	177	176	9	0	0
Total Votes Cast	523	100.00%	<div><div></div></div>	248	261	14	0	0
Overvotes	0			0	0	0	0	0
Undervotes	20			13	7	0	0	0
Contest Totals	543			261	268	14	0	0

### Proposition 14 – State of Texas

Vote For 1

	TOTAL	VOTE %		Election Day	Early Voting	Ballots By Mail	Provisional	Limited Ballot
For	401	76.24%	<div><div></div></div>	198	192	11	0	0
Against	125	23.76%	<div><div></div></div>	53	69	3	0	0
Total Votes Cast	526	100.00%	<div><div></div></div>	251	261	14	0	0
Overvotes	0			0	0	0	0	0
Undervotes	17			10	7	0	0	0
Contest Totals	543			261	268	14	0	0

### Proposition A – Collin County

Vote For 1

	TOTAL	VOTE %		Election Day	Early Voting	Ballots By Mail	Provisional	Limited Ballot
For	300	57.25%	<div><div></div></div>	135	158	7	0	0
Against	224	42.75%	<div><div></div></div>	115	102	7	0	0
Total Votes Cast	524	100.00%	<div><div></div></div>	250	260	14	0	0
Overvotes	0			0	0	0	0	0
Undervotes	19			11	8	0	0	0
Contest Totals	543			261	268	14	0	0

### Proposition B – Collin County

Vote For 1

	TOTAL	VOTE %		Election Day	Early Voting	Ballots By Mail	Provisional	Limited Ballot
For	330	63.10%	<div><div></div></div>	164	156	10	0	0
Against	193	36.90%	<div><div></div></div>	85	104	4	0	0
Total Votes Cast	523	100.00%	<div><div></div></div>	249	260	14	0	0
Overvotes	0			0	0	0	0	0
Undervotes	20			12	8	0	0	0
Contest Totals	543			261	268	14	0	0



## PCT 167

### Proposition C – Collin County

Vote For 1

	TOTAL	VOTE %		Election Day	Early Voting	Ballots By Mail	Provisional	Limited Ballot
For	332	63.85%	<div><div></div></div>	165	158	9	0	0
Against	188	36.15%	<div><div></div></div>	82	101	5	0	0
Total Votes Cast	520	100.00%	<div><div></div></div>	247	259	14	0	0
Overvotes	0			0	0	0	0	0
Undervotes	23			14	9	0	0	0
Contest Totals	543			261	268	14	0	0

### Proposition D – Collin County

Vote For 1

	TOTAL	VOTE %		Election Day	Early Voting	Ballots By Mail	Provisional	Limited Ballot
For	357	68.26%	<div><div></div></div>	182	165	10	0	0
Against	166	31.74%	<div><div></div></div>	66	96	4	0	0
Total Votes Cast	523	100.00%	<div><div></div></div>	248	261	14	0	0
Overvotes	0			0	0	0	0	0
Undervotes	20			13	7	0	0	0
Contest Totals	543			261	268	14	0	0

### Proposition E – Collin County

Vote For 1

	TOTAL	VOTE %		Election Day	Early Voting	Ballots By Mail	Provisional	Limited Ballot
For	397	75.19%	<div><div></div></div>	197	192	8	0	0
Against	131	24.81%	<div><div></div></div>	53	72	6	0	0
Total Votes Cast	528	100.00%	<div><div></div></div>	250	264	14	0	0
Overvotes	0			0	0	0	0	0
Undervotes	15			11	4	0	0	0
Contest Totals	543			261	268	14	0	0

## PCT 168

### Proposition 1 – State of Texas

Vote For 1

	TOTAL	VOTE %		Election Day	Early Voting	Ballots By Mail	Provision al	Limited Ballot
For	204	68.92%	<div><div></div></div>	108	95	1	0	0
Against	92	31.08%	<div><div></div></div>	65	26	1	0	0
Total Votes Cast	296	100.00%	<div><div></div></div>	173	121	2	0	0
Overvotes	0			0	0	0	0	0
Undervotes	9			3	6	0	0	0
Contest Totals	305			176	127	2	0	0

### Proposition 2 – State of Texas

Vote For 1

	TOTAL	VOTE %		Election Day	Early Voting	Ballots By Mail	Provision al	Limited Ballot
For	158	55.63%	<div><div></div></div>	86	71	1	0	0
Against	126	44.37%	<div><div></div></div>	79	46	1	0	0
Total Votes Cast	284	100.00%	<div><div></div></div>	165	117	2	0	0
Overvotes	0			0	0	0	0	0
Undervotes	21			11	10	0	0	0
Contest Totals	305			176	127	2	0	0

### Proposition 3 – State of Texas

Vote For 1

	TOTAL	VOTE %		Election Day	Early Voting	Ballots By Mail	Provision al	Limited Ballot
For	219	75.78%	<div><div></div></div>	131	88	0	0	0
Against	70	24.22%	<div><div></div></div>	40	28	2	0	0
Total Votes Cast	289	100.00%	<div><div></div></div>	171	116	2	0	0
Overvotes	0			0	0	0	0	0
Undervotes	16			5	11	0	0	0
Contest Totals	305			176	127	2	0	0

### Proposition 4 – State of Texas

Vote For 1

	TOTAL	VOTE %		Election Day	Early Voting	Ballots By Mail	Provision al	Limited Ballot
For	255	87.93%	<div><div></div></div>	146	109	0	0	0
Against	35	12.07%	<div><div></div></div>	20	13	2	0	0
Total Votes Cast	290	100.00%	<div><div></div></div>	166	122	2	0	0
Overvotes	0			0	0	0	0	0
Undervotes	15			10	5	0	0	0
Contest Totals	305			176	127	2	0	0

## PCT 168

### Proposition 5 – State of Texas

Vote For 1

	TOTAL	VOTE %		Election Day	Early Voting	Ballots By Mail	Provisional	Limited Ballot
For	167	58.39%	<div><div></div></div>	95	71	1	0	0
Against	119	41.61%	<div><div></div></div>	70	48	1	0	0
Total Votes Cast	286	100.00%	<div><div></div></div>	165	119	2	0	0
Overvotes	0			0	0	0	0	0
Undervotes	19			11	8	0	0	0
Contest Totals	305			176	127	2	0	0

### Proposition 6 – State of Texas

Vote For 1

	TOTAL	VOTE %		Election Day	Early Voting	Ballots By Mail	Provisional	Limited Ballot
For	213	74.74%	<div><div></div></div>	118	93	2	0	0
Against	72	25.26%	<div><div></div></div>	47	25	0	0	0
Total Votes Cast	285	100.00%	<div><div></div></div>	165	118	2	0	0
Overvotes	0			0	0	0	0	0
Undervotes	20			11	9	0	0	0
Contest Totals	305			176	127	2	0	0

### Proposition 7 – State of Texas

Vote For 1

	TOTAL	VOTE %		Election Day	Early Voting	Ballots By Mail	Provisional	Limited Ballot
For	184	63.67%	<div><div></div></div>	99	84	1	0	0
Against	105	36.33%	<div><div></div></div>	67	37	1	0	0
Total Votes Cast	289	100.00%	<div><div></div></div>	166	121	2	0	0
Overvotes	0			0	0	0	0	0
Undervotes	16			10	6	0	0	0
Contest Totals	305			176	127	2	0	0

### Proposition 8 – State of Texas

Vote For 1

	TOTAL	VOTE %		Election Day	Early Voting	Ballots By Mail	Provisional	Limited Ballot
For	187	66.08%	<div><div></div></div>	102	83	2	0	0
Against	96	33.92%	<div><div></div></div>	63	33	0	0	0
Total Votes Cast	283	100.00%	<div><div></div></div>	165	116	2	0	0
Overvotes	0			0	0	0	0	0
Undervotes	22			11	11	0	0	0
Contest Totals	305			176	127	2	0	0

## PCT 168

### Proposition 9 – State of Texas

Vote For 1

	TOTAL	VOTE %		Election Day	Early Voting	Ballots By Mail	Provisional	Limited Ballot
For	237	80.89%	<div><div></div></div>	133	103	1	0	0
Against	56	19.11%	<div><div></div></div>	35	20	1	0	0
Total Votes Cast	293	100.00%	<div><div></div></div>	168	123	2	0	0
Overvotes	0			0	0	0	0	0
Undervotes	12			8	4	0	0	0
Contest Totals	305			176	127	2	0	0

### Proposition 10 – State of Texas

Vote For 1

	TOTAL	VOTE %		Election Day	Early Voting	Ballots By Mail	Provisional	Limited Ballot
For	138	49.46%	<div><div></div></div>	75	63	0	0	0
Against	141	50.54%	<div><div></div></div>	87	52	2	0	0
Total Votes Cast	279	100.00%	<div><div></div></div>	162	115	2	0	0
Overvotes	0			0	0	0	0	0
Undervotes	26			14	12	0	0	0
Contest Totals	305			176	127	2	0	0

### Proposition 11 – State of Texas

Vote For 1

	TOTAL	VOTE %		Election Day	Early Voting	Ballots By Mail	Provisional	Limited Ballot
For	150	57.47%	<div><div></div></div>	91	58	1	0	0
Against	111	42.53%	<div><div></div></div>	65	45	1	0	0
Total Votes Cast	261	100.00%	<div><div></div></div>	156	103	2	0	0
Overvotes	0			0	0	0	0	0
Undervotes	44			20	24	0	0	0
Contest Totals	305			176	127	2	0	0

### Proposition 12 – State of Texas

Vote For 1

	TOTAL	VOTE %		Election Day	Early Voting	Ballots By Mail	Provisional	Limited Ballot
For	118	49.58%	<div><div></div></div>	67	50	1	0	0
Against	120	50.42%	<div><div></div></div>	77	42	1	0	0
Total Votes Cast	238	100.00%	<div><div></div></div>	144	92	2	0	0
Overvotes	0			0	0	0	0	0
Undervotes	67			32	35	0	0	0
Contest Totals	305			176	127	2	0	0

## PCT 168

### Proposition 13 – State of Texas

Vote For 1

	TOTAL	VOTE %		Election Day	Early Voting	Ballots By Mail	Provisional	Limited Ballot
For	91	33.09%	<div><div></div></div>	49	41	1	0	0
Against	184	66.91%	<div><div></div></div>	110	74	0	0	0
Total Votes Cast	275	100.00%	<div><div></div></div>	159	115	1	0	0
Overvotes	0			0	0	0	0	0
Undervotes	30			17	12	1	0	0
Contest Totals	305			176	127	2	0	0

### Proposition 14 – State of Texas

Vote For 1

	TOTAL	VOTE %		Election Day	Early Voting	Ballots By Mail	Provisional	Limited Ballot
For	203	70.98%	<div><div></div></div>	116	86	1	0	0
Against	83	29.02%	<div><div></div></div>	51	31	1	0	0
Total Votes Cast	286	100.00%	<div><div></div></div>	167	117	2	0	0
Overvotes	0			0	0	0	0	0
Undervotes	19			9	10	0	0	0
Contest Totals	305			176	127	2	0	0

### Proposition A – Collin County

Vote For 1

	TOTAL	VOTE %		Election Day	Early Voting	Ballots By Mail	Provisional	Limited Ballot
For	141	49.65%	<div><div></div></div>	79	62	0	0	0
Against	143	50.35%	<div><div></div></div>	87	54	2	0	0
Total Votes Cast	284	100.00%	<div><div></div></div>	166	116	2	0	0
Overvotes	0			0	0	0	0	0
Undervotes	21			10	11	0	0	0
Contest Totals	305			176	127	2	0	0

### Proposition B – Collin County

Vote For 1

	TOTAL	VOTE %		Election Day	Early Voting	Ballots By Mail	Provisional	Limited Ballot
For	173	60.70%	<div><div></div></div>	103	69	1	0	0
Against	112	39.30%	<div><div></div></div>	59	52	1	0	0
Total Votes Cast	285	100.00%	<div><div></div></div>	162	121	2	0	0
Overvotes	0			0	0	0	0	0
Undervotes	20			14	6	0	0	0
Contest Totals	305			176	127	2	0	0

## PCT 168

### Proposition C – Collin County

Vote For 1

	TOTAL	VOTE %		Election Day	Early Voting	Ballots By Mail	Provisional	Limited Ballot
For	134	48.91%	<div><div></div></div>	75	59	0	0	0
Against	140	51.09%	<div><div></div></div>	81	57	2	0	0
Total Votes Cast	274	100.00%	<div><div></div></div>	156	116	2	0	0
Overvotes	0			0	0	0	0	0
Undervotes	31			20	11	0	0	0
Contest Totals	305			176	127	2	0	0

### Proposition D – Collin County

Vote For 1

	TOTAL	VOTE %		Election Day	Early Voting	Ballots By Mail	Provisional	Limited Ballot
For	157	56.47%	<div><div></div></div>	90	66	1	0	0
Against	121	43.53%	<div><div></div></div>	70	50	1	0	0
Total Votes Cast	278	100.00%	<div><div></div></div>	160	116	2	0	0
Overvotes	0			0	0	0	0	0
Undervotes	27			16	11	0	0	0
Contest Totals	305			176	127	2	0	0

### Proposition E – Collin County

Vote For 1

	TOTAL	VOTE %		Election Day	Early Voting	Ballots By Mail	Provisional	Limited Ballot
For	203	71.48%	<div><div></div></div>	114	89	0	0	0
Against	81	28.52%	<div><div></div></div>	49	30	2	0	0
Total Votes Cast	284	100.00%	<div><div></div></div>	163	119	2	0	0
Overvotes	0			0	0	0	0	0
Undervotes	21			13	8	0	0	0
Contest Totals	305			176	127	2	0	0

### Proposition A – City of Allen

Vote For 1

	TOTAL	VOTE %		Election Day	Early Voting	Ballots By Mail	Provisional	Limited Ballot
For	177	74.68%	<div><div></div></div>	100	76	1	0	0
Against	60	25.32%	<div><div></div></div>	38	21	1	0	0
Total Votes Cast	237	100.00%	<div><div></div></div>	138	97	2	0	0
Overvotes	0			0	0	0	0	0
Undervotes	14			11	3	0	0	0
Contest Totals	251			149	100	2	0	0

## PCT 168

### Proposition B – City of Allen

Vote For 1

	TOTAL	VOTE %		Election Day	Early Voting	Ballots By Mail	Provisional	Limited Ballot
For	116	50.88%	<div><div></div></div>	64	51	1	0	0
Against	112	49.12%	<div><div></div></div>	71	40	1	0	0
Total Votes Cast	228	100.00%	<div><div></div></div>	135	91	2	0	0
Overvotes	0			0	0	0	0	0
Undervotes	23			14	9	0	0	0
Contest Totals	251			149	100	2	0	0

### Proposition C – City of Allen

Vote For 1

	TOTAL	VOTE %		Election Day	Early Voting	Ballots By Mail	Provisional	Limited Ballot
For	86	37.39%	<div><div></div></div>	48	38	0	0	0
Against	144	62.61%	<div><div></div></div>	87	55	2	0	0
Total Votes Cast	230	100.00%	<div><div></div></div>	135	93	2	0	0
Overvotes	0			0	0	0	0	0
Undervotes	21			14	7	0	0	0
Contest Totals	251			149	100	2	0	0

### Proposition D – City of Allen

Vote For 1

	TOTAL	VOTE %		Election Day	Early Voting	Ballots By Mail	Provisional	Limited Ballot
For	144	62.07%	<div><div></div></div>	80	63	1	0	0
Against	88	37.93%	<div><div></div></div>	56	31	1	0	0
Total Votes Cast	232	100.00%	<div><div></div></div>	136	94	2	0	0
Overvotes	0			0	0	0	0	0
Undervotes	19			13	6	0	0	0
Contest Totals	251			149	100	2	0	0

### Proposition E – City of Allen

Vote For 1

	TOTAL	VOTE %		Election Day	Early Voting	Ballots By Mail	Provisional	Limited Ballot
For	147	61.25%	<div><div></div></div>	79	66	2	0	0
Against	93	38.75%	<div><div></div></div>	63	30	0	0	0
Total Votes Cast	240	100.00%	<div><div></div></div>	142	96	2	0	0
Overvotes	0			0	0	0	0	0
Undervotes	11			7	4	0	0	0
Contest Totals	251			149	100	2	0	0

## PCT 169

### Proposition 1 – State of Texas

Vote For 1

	TOTAL	VOTE %		Election Day	Early Voting	Ballots By Mail	Provision al	Limited Ballot
For	254	67.55%	<div><div></div></div>	121	124	9	0	0
Against	122	32.45%	<div><div></div></div>	61	60	0	1	0
Total Votes Cast	376	100.00%	<div><div></div></div>	182	184	9	1	0
Overvotes	0			0	0	0	0	0
Undervotes	6			3	3	0	0	0
Contest Totals	382			185	187	9	1	0

### Proposition 2 – State of Texas

Vote For 1

	TOTAL	VOTE %		Election Day	Early Voting	Ballots By Mail	Provision al	Limited Ballot
For	233	63.32%	<div><div></div></div>	115	111	7	0	0
Against	135	36.68%	<div><div></div></div>	62	70	2	1	0
Total Votes Cast	368	100.00%	<div><div></div></div>	177	181	9	1	0
Overvotes	0			0	0	0	0	0
Undervotes	14			8	6	0	0	0
Contest Totals	382			185	187	9	1	0

### Proposition 3 – State of Texas

Vote For 1

	TOTAL	VOTE %		Election Day	Early Voting	Ballots By Mail	Provision al	Limited Ballot
For	228	61.46%	<div><div></div></div>	111	113	3	1	0
Against	143	38.54%	<div><div></div></div>	67	70	6	0	0
Total Votes Cast	371	100.00%	<div><div></div></div>	178	183	9	1	0
Overvotes	0			0	0	0	0	0
Undervotes	11			7	4	0	0	0
Contest Totals	382			185	187	9	1	0

### Proposition 4 – State of Texas

Vote For 1

	TOTAL	VOTE %		Election Day	Early Voting	Ballots By Mail	Provision al	Limited Ballot
For	291	78.65%	<div><div></div></div>	137	144	9	1	0
Against	79	21.35%	<div><div></div></div>	43	36	0	0	0
Total Votes Cast	370	100.00%	<div><div></div></div>	180	180	9	1	0
Overvotes	0			0	0	0	0	0
Undervotes	12			5	7	0	0	0
Contest Totals	382			185	187	9	1	0



## PCT 169

### Proposition 5 – State of Texas

Vote For 1

	TOTAL	VOTE %		Election Day	Early Voting	Ballots By Mail	Provisional	Limited Ballot
For	242	64.88%	<div><div></div></div>	119	114	8	1	0
Against	131	35.12%	<div><div></div></div>	60	70	1	0	0
Total Votes Cast	373	100.00%	<div><div></div></div>	179	184	9	1	0
Overvotes	0			0	0	0	0	0
Undervotes	9			6	3	0	0	0
Contest Totals	382			185	187	9	1	0

### Proposition 6 – State of Texas

Vote For 1

	TOTAL	VOTE %		Election Day	Early Voting	Ballots By Mail	Provisional	Limited Ballot
For	303	80.80%	<div><div></div></div>	152	141	9	1	0
Against	72	19.20%	<div><div></div></div>	29	43	0	0	0
Total Votes Cast	375	100.00%	<div><div></div></div>	181	184	9	1	0
Overvotes	0			0	0	0	0	0
Undervotes	7			4	3	0	0	0
Contest Totals	382			185	187	9	1	0

### Proposition 7 – State of Texas

Vote For 1

	TOTAL	VOTE %		Election Day	Early Voting	Ballots By Mail	Provisional	Limited Ballot
For	216	57.75%	<div><div></div></div>	113	98	5	0	0
Against	158	42.25%	<div><div></div></div>	67	86	4	1	0
Total Votes Cast	374	100.00%	<div><div></div></div>	180	184	9	1	0
Overvotes	0			0	0	0	0	0
Undervotes	8			5	3	0	0	0
Contest Totals	382			185	187	9	1	0

### Proposition 8 – State of Texas

Vote For 1

	TOTAL	VOTE %		Election Day	Early Voting	Ballots By Mail	Provisional	Limited Ballot
For	274	74.25%	<div><div></div></div>	141	123	9	1	0
Against	95	25.75%	<div><div></div></div>	37	58	0	0	0
Total Votes Cast	369	100.00%	<div><div></div></div>	178	181	9	1	0
Overvotes	0			0	0	0	0	0
Undervotes	13			7	6	0	0	0
Contest Totals	382			185	187	9	1	0

## PCT 169

### Proposition 9 – State of Texas

Vote For 1

	TOTAL	VOTE %		Election Day	Early Voting	Ballots By Mail	Provisional	Limited Ballot
For	322	85.87%	<div><div></div></div>	161	151	9	1	0
Against	53	14.13%	<div><div></div></div>	19	34	0	0	0
Total Votes Cast	375	100.00%	<div><div></div></div>	180	185	9	1	0
Overvotes	0			0	0	0	0	0
Undervotes	7			5	2	0	0	0
Contest Totals	382			185	187	9	1	0

### Proposition 10 – State of Texas

Vote For 1

	TOTAL	VOTE %		Election Day	Early Voting	Ballots By Mail	Provisional	Limited Ballot
For	168	46.15%	<div><div></div></div>	80	80	8	0	0
Against	196	53.85%	<div><div></div></div>	94	100	1	1	0
Total Votes Cast	364	100.00%	<div><div></div></div>	174	180	9	1	0
Overvotes	0			0	0	0	0	0
Undervotes	18			11	7	0	0	0
Contest Totals	382			185	187	9	1	0

### Proposition 11 – State of Texas

Vote For 1

	TOTAL	VOTE %		Election Day	Early Voting	Ballots By Mail	Provisional	Limited Ballot
For	241	68.08%	<div><div></div></div>	123	109	8	1	0
Against	113	31.92%	<div><div></div></div>	45	67	1	0	0
Total Votes Cast	354	100.00%	<div><div></div></div>	168	176	9	1	0
Overvotes	0			0	0	0	0	0
Undervotes	28			17	11	0	0	0
Contest Totals	382			185	187	9	1	0

### Proposition 12 – State of Texas

Vote For 1

	TOTAL	VOTE %		Election Day	Early Voting	Ballots By Mail	Provisional	Limited Ballot
For	163	47.80%	<div><div></div></div>	79	80	4	0	0
Against	178	52.20%	<div><div></div></div>	82	90	5	1	0
Total Votes Cast	341	100.00%	<div><div></div></div>	161	170	9	1	0
Overvotes	0			0	0	0	0	0
Undervotes	41			24	17	0	0	0
Contest Totals	382			185	187	9	1	0

## PCT 169

### Proposition 13 – State of Texas

Vote For 1

	TOTAL	VOTE %		Election Day	Early Voting	Ballots By Mail	Provisional	Limited Ballot
For	129	35.25%	<div><div></div></div>	59	67	2	1	0
Against	237	64.75%	<div><div></div></div>	115	115	7	0	0
Total Votes Cast	366	100.00%	<div><div></div></div>	174	182	9	1	0
Overvotes	0			0	0	0	0	0
Undervotes	16			11	5	0	0	0
Contest Totals	382			185	187	9	1	0

### Proposition 14 – State of Texas

Vote For 1

	TOTAL	VOTE %		Election Day	Early Voting	Ballots By Mail	Provisional	Limited Ballot
For	297	80.49%	<div><div></div></div>	155	133	8	1	0
Against	72	19.51%	<div><div></div></div>	25	47	0	0	0
Total Votes Cast	369	100.00%	<div><div></div></div>	180	180	8	1	0
Overvotes	0			0	0	0	0	0
Undervotes	13			5	7	1	0	0
Contest Totals	382			185	187	9	1	0

### Proposition A – Collin County

Vote For 1

	TOTAL	VOTE %		Election Day	Early Voting	Ballots By Mail	Provisional	Limited Ballot
For	203	54.72%	<div><div></div></div>	101	97	4	1	0
Against	168	45.28%	<div><div></div></div>	78	85	5	0	0
Total Votes Cast	371	100.00%	<div><div></div></div>	179	182	9	1	0
Overvotes	0			0	0	0	0	0
Undervotes	11			6	5	0	0	0
Contest Totals	382			185	187	9	1	0

### Proposition B – Collin County

Vote For 1

	TOTAL	VOTE %		Election Day	Early Voting	Ballots By Mail	Provisional	Limited Ballot
For	255	68.36%	<div><div></div></div>	129	121	4	1	0
Against	118	31.64%	<div><div></div></div>	52	61	5	0	0
Total Votes Cast	373	100.00%	<div><div></div></div>	181	182	9	1	0
Overvotes	0			0	0	0	0	0
Undervotes	9			4	5	0	0	0
Contest Totals	382			185	187	9	1	0

## PCT 169

### Proposition C – Collin County

Vote For 1

	TOTAL	VOTE %		Election Day	Early Voting	Ballots By Mail	Provisional	Limited Ballot
For	211	58.29%	<div><div></div></div>	106	100	4	1	0
Against	151	41.71%	<div><div></div></div>	66	80	5	0	0
Total Votes Cast	362	100.00%	<div><div></div></div>	172	180	9	1	0
Overvotes	0			0	0	0	0	0
Undervotes	20			13	7	0	0	0
Contest Totals	382			185	187	9	1	0

### Proposition D – Collin County

Vote For 1

	TOTAL	VOTE %		Election Day	Early Voting	Ballots By Mail	Provisional	Limited Ballot
For	246	66.49%	<div><div></div></div>	129	110	6	1	0
Against	124	33.51%	<div><div></div></div>	50	71	3	0	0
Total Votes Cast	370	100.00%	<div><div></div></div>	179	181	9	1	0
Overvotes	0			0	0	0	0	0
Undervotes	12			6	6	0	0	0
Contest Totals	382			185	187	9	1	0

### Proposition E – Collin County

Vote For 1

	TOTAL	VOTE %		Election Day	Early Voting	Ballots By Mail	Provisional	Limited Ballot
For	276	75.00%	<div><div></div></div>	136	133	6	1	0
Against	92	25.00%	<div><div></div></div>	42	47	3	0	0
Total Votes Cast	368	100.00%	<div><div></div></div>	178	180	9	1	0
Overvotes	0			0	0	0	0	0
Undervotes	14			7	7	0	0	0
Contest Totals	382			185	187	9	1	0

## PCT 170

### Proposition 1 – State of Texas

Vote For 1

	TOTAL	VOTE %		Election Day	Early Voting	Ballots By Mail	Provisional	Limited Ballot
For	225	82.12%	<div><div></div></div>	120	101	4	0	0
Against	49	17.88%	<div><div></div></div>	29	20	0	0	0
Total Votes Cast	274	100.00%	<div><div></div></div>	149	121	4	0	0
Overvotes	0			0	0	0	0	0
Undervotes	9			3	6	0	0	0
Contest Totals	283			152	127	4	0	0

### Proposition 2 – State of Texas

Vote For 1

	TOTAL	VOTE %		Election Day	Early Voting	Ballots By Mail	Provisional	Limited Ballot
For	174	63.74%	<div><div></div></div>	100	74	0	0	0
Against	99	36.26%	<div><div></div></div>	47	48	4	0	0
Total Votes Cast	273	100.00%	<div><div></div></div>	147	122	4	0	0
Overvotes	0			0	0	0	0	0
Undervotes	10			5	5	0	0	0
Contest Totals	283			152	127	4	0	0

### Proposition 3 – State of Texas

Vote For 1

	TOTAL	VOTE %		Election Day	Early Voting	Ballots By Mail	Provisional	Limited Ballot
For	204	75.00%	<div><div></div></div>	107	94	3	0	0
Against	68	25.00%	<div><div></div></div>	38	29	1	0	0
Total Votes Cast	272	100.00%	<div><div></div></div>	145	123	4	0	0
Overvotes	0			0	0	0	0	0
Undervotes	11			7	4	0	0	0
Contest Totals	283			152	127	4	0	0

### Proposition 4 – State of Texas

Vote For 1

	TOTAL	VOTE %		Election Day	Early Voting	Ballots By Mail	Provisional	Limited Ballot
For	245	88.45%	<div><div></div></div>	128	113	4	0	0
Against	32	11.55%	<div><div></div></div>	19	13	0	0	0
Total Votes Cast	277	100.00%	<div><div></div></div>	147	126	4	0	0
Overvotes	0			0	0	0	0	0
Undervotes	6			5	1	0	0	0
Contest Totals	283			152	127	4	0	0

## PCT 170

### Proposition 5 – State of Texas

Vote For 1

	TOTAL	VOTE %		Election Day	Early Voting	Ballots By Mail	Provisional	Limited Ballot
For	172	62.55%	<div><div></div></div>	100	70	2	0	0
Against	103	37.45%	<div><div></div></div>	49	52	2	0	0
Total Votes Cast	275	100.00%	<div><div></div></div>	149	122	4	0	0
Overvotes	0			0	0	0	0	0
Undervotes	8			3	5	0	0	0
Contest Totals	283			152	127	4	0	0

### Proposition 6 – State of Texas

Vote For 1

	TOTAL	VOTE %		Election Day	Early Voting	Ballots By Mail	Provisional	Limited Ballot
For	219	80.81%	<div><div></div></div>	119	98	2	0	0
Against	52	19.19%	<div><div></div></div>	28	22	2	0	0
Total Votes Cast	271	100.00%	<div><div></div></div>	147	120	4	0	0
Overvotes	0			0	0	0	0	0
Undervotes	12			5	7	0	0	0
Contest Totals	283			152	127	4	0	0

### Proposition 7 – State of Texas

Vote For 1

	TOTAL	VOTE %		Election Day	Early Voting	Ballots By Mail	Provisional	Limited Ballot
For	196	71.27%	<div><div></div></div>	102	92	2	0	0
Against	79	28.73%	<div><div></div></div>	47	30	2	0	0
Total Votes Cast	275	100.00%	<div><div></div></div>	149	122	4	0	0
Overvotes	0			0	0	0	0	0
Undervotes	8			3	5	0	0	0
Contest Totals	283			152	127	4	0	0

### Proposition 8 – State of Texas

Vote For 1

	TOTAL	VOTE %		Election Day	Early Voting	Ballots By Mail	Provisional	Limited Ballot
For	190	69.85%	<div><div></div></div>	108	81	1	0	0
Against	82	30.15%	<div><div></div></div>	38	41	3	0	0
Total Votes Cast	272	100.00%	<div><div></div></div>	146	122	4	0	0
Overvotes	0			0	0	0	0	0
Undervotes	11			6	5	0	0	0
Contest Totals	283			152	127	4	0	0

## PCT 170

### Proposition 9 – State of Texas

Vote For 1

	TOTAL	VOTE %		Election Day	Early Voting	Ballots By Mail	Provisional	Limited Ballot
For	236	84.29%	<div><div></div></div>	138	96	2	0	0
Against	44	15.71%	<div><div></div></div>	13	29	2	0	0
Total Votes Cast	280	100.00%	<div><div></div></div>	151	125	4	0	0
Overvotes	0			0	0	0	0	0
Undervotes	3			1	2	0	0	0
Contest Totals	283			152	127	4	0	0

### Proposition 10 – State of Texas

Vote For 1

	TOTAL	VOTE %		Election Day	Early Voting	Ballots By Mail	Provisional	Limited Ballot
For	137	50.93%	<div><div></div></div>	75	60	2	0	0
Against	132	49.07%	<div><div></div></div>	72	58	2	0	0
Total Votes Cast	269	100.00%	<div><div></div></div>	147	118	4	0	0
Overvotes	0			0	0	0	0	0
Undervotes	14			5	9	0	0	0
Contest Totals	283			152	127	4	0	0

### Proposition 11 – State of Texas

Vote For 1

	TOTAL	VOTE %		Election Day	Early Voting	Ballots By Mail	Provisional	Limited Ballot
For	165	63.95%	<div><div></div></div>	96	68	1	0	0
Against	93	36.05%	<div><div></div></div>	45	45	3	0	0
Total Votes Cast	258	100.00%	<div><div></div></div>	141	113	4	0	0
Overvotes	0			0	0	0	0	0
Undervotes	25			11	14	0	0	0
Contest Totals	283			152	127	4	0	0

### Proposition 12 – State of Texas

Vote For 1

	TOTAL	VOTE %		Election Day	Early Voting	Ballots By Mail	Provisional	Limited Ballot
For	134	55.60%	<div><div></div></div>	72	60	2	0	0
Against	107	44.40%	<div><div></div></div>	59	46	2	0	0
Total Votes Cast	241	100.00%	<div><div></div></div>	131	106	4	0	0
Overvotes	0			0	0	0	0	0
Undervotes	42			21	21	0	0	0
Contest Totals	283			152	127	4	0	0

## PCT 170

### Proposition 13 – State of Texas

Vote For 1

	TOTAL	VOTE %		Election Day	Early Voting	Ballots By Mail	Provisional	Limited Ballot
For	88	32.96%	<div><div></div></div>	44	42	2	0	0
Against	179	67.04%	<div><div></div></div>	103	74	2	0	0
Total Votes Cast	267	100.00%	<div><div></div></div>	147	116	4	0	0
Overvotes	0			0	0	0	0	0
Undervotes	16			5	11	0	0	0
Contest Totals	283			152	127	4	0	0

### Proposition 14 – State of Texas

Vote For 1

	TOTAL	VOTE %		Election Day	Early Voting	Ballots By Mail	Provisional	Limited Ballot
For	218	79.27%	<div><div></div></div>	126	90	2	0	0
Against	57	20.73%	<div><div></div></div>	24	31	2	0	0
Total Votes Cast	275	100.00%	<div><div></div></div>	150	121	4	0	0
Overvotes	0			0	0	0	0	0
Undervotes	8			2	6	0	0	0
Contest Totals	283			152	127	4	0	0

### Proposition A – Collin County

Vote For 1

	TOTAL	VOTE %		Election Day	Early Voting	Ballots By Mail	Provisional	Limited Ballot
For	136	50.75%	<div><div></div></div>	70	64	2	0	0
Against	132	49.25%	<div><div></div></div>	76	54	2	0	0
Total Votes Cast	268	100.00%	<div><div></div></div>	146	118	4	0	0
Overvotes	0			0	0	0	0	0
Undervotes	15			6	9	0	0	0
Contest Totals	283			152	127	4	0	0

### Proposition B – Collin County

Vote For 1

	TOTAL	VOTE %		Election Day	Early Voting	Ballots By Mail	Provisional	Limited Ballot
For	175	64.34%	<div><div></div></div>	91	83	1	0	0
Against	97	35.66%	<div><div></div></div>	55	39	3	0	0
Total Votes Cast	272	100.00%	<div><div></div></div>	146	122	4	0	0
Overvotes	0			0	0	0	0	0
Undervotes	11			6	5	0	0	0
Contest Totals	283			152	127	4	0	0



## PCT 170

### Proposition C – Collin County

Vote For 1

	TOTAL	VOTE %		Election Day	Early Voting	Ballots By Mail	Provisional	Limited Ballot
For	146	54.48%	<div><div></div></div>	81	63	2	0	0
Against	122	45.52%	<div><div></div></div>	62	58	2	0	0
Total Votes Cast	268	100.00%	<div><div></div></div>	143	121	4	0	0
Overvotes	0			0	0	0	0	0
Undervotes	15			9	6	0	0	0
Contest Totals	283			152	127	4	0	0

### Proposition D – Collin County

Vote For 1

	TOTAL	VOTE %		Election Day	Early Voting	Ballots By Mail	Provisional	Limited Ballot
For	176	64.23%	<div><div></div></div>	96	78	2	0	0
Against	98	35.77%	<div><div></div></div>	52	44	2	0	0
Total Votes Cast	274	100.00%	<div><div></div></div>	148	122	4	0	0
Overvotes	0			0	0	0	0	0
Undervotes	9			4	5	0	0	0
Contest Totals	283			152	127	4	0	0

### Proposition E – Collin County

Vote For 1

	TOTAL	VOTE %		Election Day	Early Voting	Ballots By Mail	Provisional	Limited Ballot
For	219	78.78%	<div><div></div></div>	121	96	2	0	0
Against	59	21.22%	<div><div></div></div>	29	28	2	0	0
Total Votes Cast	278	100.00%	<div><div></div></div>	150	124	4	0	0
Overvotes	0			0	0	0	0	0
Undervotes	5			2	3	0	0	0
Contest Totals	283			152	127	4	0	0

### Proposition A – Wylie ISD

Vote For 1

	TOTAL	VOTE %		Election Day	Early Voting	Ballots By Mail	Provisional	Limited Ballot
FOR	164	58.78%	<div><div></div></div>	91	71	2	0	0
AGAINST	115	41.22%	<div><div></div></div>	59	54	2	0	0
Total Votes Cast	279	100.00%	<div><div></div></div>	150	125	4	0	0
Overvotes	0			0	0	0	0	0
Undervotes	4			2	2	0	0	0
Contest Totals	283			152	127	4	0	0

## PCT 171

### Proposition 1 – State of Texas

Vote For 1

	TOTAL	VOTE %		Election Day	Early Voting	Ballots By Mail	Provision al	Limited Ballot
For	203	77.48%	<div><div></div></div>	99	102	2	0	0
Against	59	22.52%	<div><div></div></div>	26	31	2	0	0
Total Votes Cast	262	100.00%	<div><div></div></div>	125	133	4	0	0
Overvotes	0			0	0	0	0	0
Undervotes	10			4	6	0	0	0
Contest Totals	272			129	139	4	0	0

### Proposition 2 – State of Texas

Vote For 1

	TOTAL	VOTE %		Election Day	Early Voting	Ballots By Mail	Provision al	Limited Ballot
For	160	62.75%	<div><div></div></div>	87	72	1	0	0
Against	95	37.25%	<div><div></div></div>	35	57	3	0	0
Total Votes Cast	255	100.00%	<div><div></div></div>	122	129	4	0	0
Overvotes	0			0	0	0	0	0
Undervotes	17			7	10	0	0	0
Contest Totals	272			129	139	4	0	0

### Proposition 3 – State of Texas

Vote For 1

	TOTAL	VOTE %		Election Day	Early Voting	Ballots By Mail	Provision al	Limited Ballot
For	177	68.87%	<div><div></div></div>	89	87	1	0	0
Against	80	31.13%	<div><div></div></div>	37	41	2	0	0
Total Votes Cast	257	100.00%	<div><div></div></div>	126	128	3	0	0
Overvotes	0			0	0	0	0	0
Undervotes	15			3	11	1	0	0
Contest Totals	272			129	139	4	0	0

### Proposition 4 – State of Texas

Vote For 1

	TOTAL	VOTE %		Election Day	Early Voting	Ballots By Mail	Provision al	Limited Ballot
For	204	78.76%	<div><div></div></div>	94	108	2	0	0
Against	55	21.24%	<div><div></div></div>	30	23	2	0	0
Total Votes Cast	259	100.00%	<div><div></div></div>	124	131	4	0	0
Overvotes	0			0	0	0	0	0
Undervotes	13			5	8	0	0	0
Contest Totals	272			129	139	4	0	0

## PCT 171

### Proposition 5 – State of Texas

Vote For 1

	TOTAL	VOTE %		Election Day	Early Voting	Ballots By Mail	Provisional	Limited Ballot
For	173	65.28%	<div><div></div></div>	81	91	1	0	0
Against	92	34.72%	<div><div></div></div>	46	43	3	0	0
Total Votes Cast	265	100.00%	<div><div></div></div>	127	134	4	0	0
Overvotes	0			0	0	0	0	0
Undervotes	7			2	5	0	0	0
Contest Totals	272			129	139	4	0	0

### Proposition 6 – State of Texas

Vote For 1

	TOTAL	VOTE %		Election Day	Early Voting	Ballots By Mail	Provisional	Limited Ballot
For	216	82.76%	<div><div></div></div>	105	107	4	0	0
Against	45	17.24%	<div><div></div></div>	19	26	0	0	0
Total Votes Cast	261	100.00%	<div><div></div></div>	124	133	4	0	0
Overvotes	0			0	0	0	0	0
Undervotes	11			5	6	0	0	0
Contest Totals	272			129	139	4	0	0

### Proposition 7 – State of Texas

Vote For 1

	TOTAL	VOTE %		Election Day	Early Voting	Ballots By Mail	Provisional	Limited Ballot
For	183	70.11%	<div><div></div></div>	89	91	3	0	0
Against	78	29.89%	<div><div></div></div>	35	42	1	0	0
Total Votes Cast	261	100.00%	<div><div></div></div>	124	133	4	0	0
Overvotes	0			0	0	0	0	0
Undervotes	11			5	6	0	0	0
Contest Totals	272			129	139	4	0	0

### Proposition 8 – State of Texas

Vote For 1

	TOTAL	VOTE %		Election Day	Early Voting	Ballots By Mail	Provisional	Limited Ballot
For	183	71.48%	<div><div></div></div>	86	95	2	0	0
Against	73	28.52%	<div><div></div></div>	36	35	2	0	0
Total Votes Cast	256	100.00%	<div><div></div></div>	122	130	4	0	0
Overvotes	0			0	0	0	0	0
Undervotes	16			7	9	0	0	0
Contest Totals	272			129	139	4	0	0

## PCT 171

### Proposition 9 – State of Texas

Vote For 1

	TOTAL	VOTE %		Election Day	Early Voting	Ballots By Mail	Provisional	Limited Ballot
For	222	83.15%	<div><div></div></div>	109	110	3	0	0
Against	45	16.85%	<div><div></div></div>	19	25	1	0	0
Total Votes Cast	267	100.00%	<div><div></div></div>	128	135	4	0	0
Overvotes	0			0	0	0	0	0
Undervotes	5			1	4	0	0	0
Contest Totals	272			129	139	4	0	0

### Proposition 10 – State of Texas

Vote For 1

	TOTAL	VOTE %		Election Day	Early Voting	Ballots By Mail	Provisional	Limited Ballot
For	145	56.20%	<div><div></div></div>	71	73	1	0	0
Against	113	43.80%	<div><div></div></div>	54	56	3	0	0
Total Votes Cast	258	100.00%	<div><div></div></div>	125	129	4	0	0
Overvotes	0			0	0	0	0	0
Undervotes	14			4	10	0	0	0
Contest Totals	272			129	139	4	0	0

### Proposition 11 – State of Texas

Vote For 1

	TOTAL	VOTE %		Election Day	Early Voting	Ballots By Mail	Provisional	Limited Ballot
For	146	58.40%	<div><div></div></div>	70	73	3	0	0
Against	104	41.60%	<div><div></div></div>	49	55	0	0	0
Total Votes Cast	250	100.00%	<div><div></div></div>	119	128	3	0	0
Overvotes	0			0	0	0	0	0
Undervotes	22			10	11	1	0	0
Contest Totals	272			129	139	4	0	0

### Proposition 12 – State of Texas

Vote For 1

	TOTAL	VOTE %		Election Day	Early Voting	Ballots By Mail	Provisional	Limited Ballot
For	129	54.43%	<div><div></div></div>	57	70	2	0	0
Against	108	45.57%	<div><div></div></div>	60	47	1	0	0
Total Votes Cast	237	100.00%	<div><div></div></div>	117	117	3	0	0
Overvotes	0			0	0	0	0	0
Undervotes	35			12	22	1	0	0
Contest Totals	272			129	139	4	0	0

## PCT 171

### Proposition 13 – State of Texas

Vote For 1

	TOTAL	VOTE %		Election Day	Early Voting	Ballots By Mail	Provisional	Limited Ballot
For	90	34.88%	<div><div></div></div>	38	51	1	0	0
Against	168	65.12%	<div><div></div></div>	86	80	2	0	0
Total Votes Cast	258	100.00%	<div><div></div></div>	124	131	3	0	0
Overvotes	0			0	0	0	0	0
Undervotes	14			5	8	1	0	0
Contest Totals	272			129	139	4	0	0

### Proposition 14 – State of Texas

Vote For 1

	TOTAL	VOTE %		Election Day	Early Voting	Ballots By Mail	Provisional	Limited Ballot
For	202	77.69%	<div><div></div></div>	96	103	3	0	0
Against	58	22.31%	<div><div></div></div>	28	30	0	0	0
Total Votes Cast	260	100.00%	<div><div></div></div>	124	133	3	0	0
Overvotes	0			0	0	0	0	0
Undervotes	12			5	6	1	0	0
Contest Totals	272			129	139	4	0	0

### Proposition A – Collin County

Vote For 1

	TOTAL	VOTE %		Election Day	Early Voting	Ballots By Mail	Provisional	Limited Ballot
For	152	57.79%	<div><div></div></div>	72	78	2	0	0
Against	111	42.21%	<div><div></div></div>	53	57	1	0	0
Total Votes Cast	263	100.00%	<div><div></div></div>	125	135	3	0	0
Overvotes	0			0	0	0	0	0
Undervotes	9			4	4	1	0	0
Contest Totals	272			129	139	4	0	0

### Proposition B – Collin County

Vote For 1

	TOTAL	VOTE %		Election Day	Early Voting	Ballots By Mail	Provisional	Limited Ballot
For	175	66.54%	<div><div></div></div>	81	92	2	0	0
Against	88	33.46%	<div><div></div></div>	44	43	1	0	0
Total Votes Cast	263	100.00%	<div><div></div></div>	125	135	3	0	0
Overvotes	0			0	0	0	0	0
Undervotes	9			4	4	1	0	0
Contest Totals	272			129	139	4	0	0

## PCT 171

### Proposition C – Collin County

Vote For 1

	TOTAL	VOTE %		Election Day	Early Voting	Ballots By Mail	Provisional	Limited Ballot
For	148	56.27%	<div><div></div></div>	65	82	1	0	0
Against	115	43.73%	<div><div></div></div>	59	54	2	0	0
Total Votes Cast	263	100.00%	<div><div></div></div>	124	136	3	0	0
Overvotes	0			0	0	0	0	0
Undervotes	9			5	3	1	0	0
Contest Totals	272			129	139	4	0	0

### Proposition D – Collin County

Vote For 1

	TOTAL	VOTE %		Election Day	Early Voting	Ballots By Mail	Provisional	Limited Ballot
For	170	64.64%	<div><div></div></div>	80	89	1	0	0
Against	93	35.36%	<div><div></div></div>	45	46	2	0	0
Total Votes Cast	263	100.00%	<div><div></div></div>	125	135	3	0	0
Overvotes	0			0	0	0	0	0
Undervotes	9			4	4	1	0	0
Contest Totals	272			129	139	4	0	0

### Proposition E – Collin County

Vote For 1

	TOTAL	VOTE %		Election Day	Early Voting	Ballots By Mail	Provisional	Limited Ballot
For	211	79.62%	<div><div></div></div>	98	110	3	0	0
Against	54	20.38%	<div><div></div></div>	27	27	0	0	0
Total Votes Cast	265	100.00%	<div><div></div></div>	125	137	3	0	0
Overvotes	0			0	0	0	0	0
Undervotes	7			4	2	1	0	0
Contest Totals	272			129	139	4	0	0

### Proposition A – City of Allen

Vote For 1

	TOTAL	VOTE %		Election Day	Early Voting	Ballots By Mail	Provisional	Limited Ballot
For	220	82.09%	<div><div></div></div>	104	113	3	0	0
Against	48	17.91%	<div><div></div></div>	23	25	0	0	0
Total Votes Cast	268	100.00%	<div><div></div></div>	127	138	3	0	0
Overvotes	0			0	0	0	0	0
Undervotes	4			2	1	1	0	0
Contest Totals	272			129	139	4	0	0

## PCT 171

### Proposition B – City of Allen

Vote For 1

	TOTAL	VOTE %		Election Day	Early Voting	Ballots By Mail	Provisional	Limited Ballot
For	149	55.81%	<div><div></div></div>	77	72	0	0	0
Against	118	44.19%	<div><div></div></div>	50	65	3	0	0
Total Votes Cast	267	100.00%	<div><div></div></div>	127	137	3	0	0
Overvotes	0			0	0	0	0	0
Undervotes	5			2	2	1	0	0
Contest Totals	272			129	139	4	0	0

### Proposition C – City of Allen

Vote For 1

	TOTAL	VOTE %		Election Day	Early Voting	Ballots By Mail	Provisional	Limited Ballot
For	133	49.81%	<div><div></div></div>	70	62	1	0	0
Against	134	50.19%	<div><div></div></div>	58	74	2	0	0
Total Votes Cast	267	100.00%	<div><div></div></div>	128	136	3	0	0
Overvotes	0			0	0	0	0	0
Undervotes	5			1	3	1	0	0
Contest Totals	272			129	139	4	0	0

### Proposition D – City of Allen

Vote For 1

	TOTAL	VOTE %		Election Day	Early Voting	Ballots By Mail	Provisional	Limited Ballot
For	180	67.42%	<div><div></div></div>	86	91	3	0	0
Against	87	32.58%	<div><div></div></div>	40	47	0	0	0
Total Votes Cast	267	100.00%	<div><div></div></div>	126	138	3	0	0
Overvotes	0			0	0	0	0	0
Undervotes	5			3	1	1	0	0
Contest Totals	272			129	139	4	0	0

### Proposition E – City of Allen

Vote For 1

	TOTAL	VOTE %		Election Day	Early Voting	Ballots By Mail	Provisional	Limited Ballot
For	173	64.79%	<div><div></div></div>	83	88	2	0	0
Against	94	35.21%	<div><div></div></div>	44	49	1	0	0
Total Votes Cast	267	100.00%	<div><div></div></div>	127	137	3	0	0
Overvotes	0			0	0	0	0	0
Undervotes	5			2	2	1	0	0
Contest Totals	272			129	139	4	0	0

## PCT 172

### Proposition 1 – State of Texas

Vote For 1

	TOTAL	VOTE %		Election Day	Early Voting	Ballots By Mail	Provisional	Limited Ballot
For	624	85.25%	<div><div></div></div>	370	247	7	0	0
Against	108	14.75%	<div><div></div></div>	62	42	4	0	0
Total Votes Cast	732	100.00%	<div><div></div></div>	432	289	11	0	0
Overvotes	0			0	0	0	0	0
Undervotes	9			5	4	0	0	0
Contest Totals	741			437	293	11	0	0

### Proposition 2 – State of Texas

Vote For 1

	TOTAL	VOTE %		Election Day	Early Voting	Ballots By Mail	Provisional	Limited Ballot
For	461	64.48%	<div><div></div></div>	271	185	5	0	0
Against	254	35.52%	<div><div></div></div>	152	97	5	0	0
Total Votes Cast	715	100.00%	<div><div></div></div>	423	282	10	0	0
Overvotes	0			0	0	0	0	0
Undervotes	26			14	11	1	0	0
Contest Totals	741			437	293	11	0	0

### Proposition 3 – State of Texas

Vote For 1

	TOTAL	VOTE %		Election Day	Early Voting	Ballots By Mail	Provisional	Limited Ballot
For	551	76.42%	<div><div></div></div>	323	221	7	0	0
Against	170	23.58%	<div><div></div></div>	104	62	4	0	0
Total Votes Cast	721	100.00%	<div><div></div></div>	427	283	11	0	0
Overvotes	0			0	0	0	0	0
Undervotes	20			10	10	0	0	0
Contest Totals	741			437	293	11	0	0

### Proposition 4 – State of Texas

Vote For 1

	TOTAL	VOTE %		Election Day	Early Voting	Ballots By Mail	Provisional	Limited Ballot
For	662	90.68%	<div><div></div></div>	391	261	10	0	0
Against	68	9.32%	<div><div></div></div>	39	28	1	0	0
Total Votes Cast	730	100.00%	<div><div></div></div>	430	289	11	0	0
Overvotes	0			0	0	0	0	0
Undervotes	11			7	4	0	0	0
Contest Totals	741			437	293	11	0	0



## PCT 172

### Proposition 5 – State of Texas

Vote For 1

	TOTAL	VOTE %		Election Day	Early Voting	Ballots By Mail	Provisional	Limited Ballot
For	418	58.30%	<div><div></div></div>	230	180	8	0	0
Against	299	41.70%	<div><div></div></div>	195	101	3	0	0
Total Votes Cast	717	100.00%	<div><div></div></div>	425	281	11	0	0
Overvotes	0			0	0	0	0	0
Undervotes	24			12	12	0	0	0
Contest Totals	741			437	293	11	0	0

### Proposition 6 – State of Texas

Vote For 1

	TOTAL	VOTE %		Election Day	Early Voting	Ballots By Mail	Provisional	Limited Ballot
For	554	76.73%	<div><div></div></div>	325	218	11	0	0
Against	168	23.27%	<div><div></div></div>	103	65	0	0	0
Total Votes Cast	722	100.00%	<div><div></div></div>	428	283	11	0	0
Overvotes	0			0	0	0	0	0
Undervotes	19			9	10	0	0	0
Contest Totals	741			437	293	11	0	0

### Proposition 7 – State of Texas

Vote For 1

	TOTAL	VOTE %		Election Day	Early Voting	Ballots By Mail	Provisional	Limited Ballot
For	487	67.45%	<div><div></div></div>	284	193	10	0	0
Against	235	32.55%	<div><div></div></div>	142	92	1	0	0
Total Votes Cast	722	100.00%	<div><div></div></div>	426	285	11	0	0
Overvotes	0			0	0	0	0	0
Undervotes	19			11	8	0	0	0
Contest Totals	741			437	293	11	0	0

### Proposition 8 – State of Texas

Vote For 1

	TOTAL	VOTE %		Election Day	Early Voting	Ballots By Mail	Provisional	Limited Ballot
For	477	66.81%	<div><div></div></div>	272	196	9	0	0
Against	237	33.19%	<div><div></div></div>	151	84	2	0	0
Total Votes Cast	714	100.00%	<div><div></div></div>	423	280	11	0	0
Overvotes	0			0	0	0	0	0
Undervotes	27			14	13	0	0	0
Contest Totals	741			437	293	11	0	0

## PCT 172

### Proposition 9 – State of Texas

Vote For 1

	TOTAL	VOTE %		Election Day	Early Voting	Ballots By Mail	Provision al	Limited Ballot
For	570	78.84%	<div><div></div></div>	334	225	11	0	0
Against	153	21.16%	<div><div></div></div>	94	59	0	0	0
Total Votes Cast	723	100.00%	<div><div></div></div>	428	284	11	0	0
Overvotes	0			0	0	0	0	0
Undervotes	18			9	9	0	0	0
Contest Totals	741			437	293	11	0	0

### Proposition 10 – State of Texas

Vote For 1

	TOTAL	VOTE %		Election Day	Early Voting	Ballots By Mail	Provision al	Limited Ballot
For	373	52.24%	<div><div></div></div>	201	165	7	0	0
Against	341	47.76%	<div><div></div></div>	218	119	4	0	0
Total Votes Cast	714	100.00%	<div><div></div></div>	419	284	11	0	0
Overvotes	0			0	0	0	0	0
Undervotes	27			18	9	0	0	0
Contest Totals	741			437	293	11	0	0

### Proposition 11 – State of Texas

Vote For 1

	TOTAL	VOTE %		Election Day	Early Voting	Ballots By Mail	Provision al	Limited Ballot
For	384	56.72%	<div><div></div></div>	227	154	3	0	0
Against	293	43.28%	<div><div></div></div>	177	112	4	0	0
Total Votes Cast	677	100.00%	<div><div></div></div>	404	266	7	0	0
Overvotes	0			0	0	0	0	0
Undervotes	64			33	27	4	0	0
Contest Totals	741			437	293	11	0	0

### Proposition 12 – State of Texas

Vote For 1

	TOTAL	VOTE %		Election Day	Early Voting	Ballots By Mail	Provision al	Limited Ballot
For	363	55.67%	<div><div></div></div>	206	155	2	0	0
Against	289	44.33%	<div><div></div></div>	178	106	5	0	0
Total Votes Cast	652	100.00%	<div><div></div></div>	384	261	7	0	0
Overvotes	0			0	0	0	0	0
Undervotes	89			53	32	4	0	0
Contest Totals	741			437	293	11	0	0

## PCT 172

### Proposition 13 – State of Texas

Vote For 1

	TOTAL	VOTE %		Election Day	Early Voting	Ballots By Mail	Provisional	Limited Ballot
For	240	34.04%	<div><div></div></div>	130	108	2	0	0
Against	465	65.96%	<div><div></div></div>	288	172	5	0	0
Total Votes Cast	705	100.00%	<div><div></div></div>	418	280	7	0	0
Overvotes	0			0	0	0	0	0
Undervotes	36			19	13	4	0	0
Contest Totals	741			437	293	11	0	0

### Proposition 14 – State of Texas

Vote For 1

	TOTAL	VOTE %		Election Day	Early Voting	Ballots By Mail	Provisional	Limited Ballot
For	519	73.10%	<div><div></div></div>	300	213	6	0	0
Against	191	26.90%	<div><div></div></div>	121	68	2	0	0
Total Votes Cast	710	100.00%	<div><div></div></div>	421	281	8	0	0
Overvotes	0			0	0	0	0	0
Undervotes	31			16	12	3	0	0
Contest Totals	741			437	293	11	0	0

### Proposition A – Collin County

Vote For 1

	TOTAL	VOTE %		Election Day	Early Voting	Ballots By Mail	Provisional	Limited Ballot
For	355	49.17%	<div><div></div></div>	207	144	4	0	0
Against	367	50.83%	<div><div></div></div>	218	143	6	0	0
Total Votes Cast	722	100.00%	<div><div></div></div>	425	287	10	0	0
Overvotes	0			0	0	0	0	0
Undervotes	19			12	6	1	0	0
Contest Totals	741			437	293	11	0	0

### Proposition B – Collin County

Vote For 1

	TOTAL	VOTE %		Election Day	Early Voting	Ballots By Mail	Provisional	Limited Ballot
For	442	61.39%	<div><div></div></div>	250	185	7	0	0
Against	278	38.61%	<div><div></div></div>	176	99	3	0	0
Total Votes Cast	720	100.00%	<div><div></div></div>	426	284	10	0	0
Overvotes	0			0	0	0	0	0
Undervotes	21			11	9	1	0	0
Contest Totals	741			437	293	11	0	0

## PCT 172

### Proposition C – Collin County

Vote For 1

	TOTAL	VOTE %		Election Day	Early Voting	Ballots By Mail	Provisional	Limited Ballot
For	362	50.84%	<div><div></div></div>	196	161	5	0	0
Against	350	49.16%	<div><div></div></div>	224	122	4	0	0
Total Votes Cast	712	100.00%	<div><div></div></div>	420	283	9	0	0
Overvotes	0			0	0	0	0	0
Undervotes	29			17	10	2	0	0
Contest Totals	741			437	293	11	0	0

### Proposition D – Collin County

Vote For 1

	TOTAL	VOTE %		Election Day	Early Voting	Ballots By Mail	Provisional	Limited Ballot
For	415	57.80%	<div><div></div></div>	241	172	2	0	0
Against	303	42.20%	<div><div></div></div>	181	115	7	0	0
Total Votes Cast	718	100.00%	<div><div></div></div>	422	287	9	0	0
Overvotes	0			0	0	0	0	0
Undervotes	23			15	6	2	0	0
Contest Totals	741			437	293	11	0	0

### Proposition E – Collin County

Vote For 1

	TOTAL	VOTE %		Election Day	Early Voting	Ballots By Mail	Provisional	Limited Ballot
For	500	69.16%	<div><div></div></div>	289	202	9	0	0
Against	223	30.84%	<div><div></div></div>	138	85	0	0	0
Total Votes Cast	723	100.00%	<div><div></div></div>	427	287	9	0	0
Overvotes	0			0	0	0	0	0
Undervotes	18			10	6	2	0	0
Contest Totals	741			437	293	11	0	0

## PCT 173

### Proposition 1 – State of Texas

Vote For 1

	TOTAL	VOTE %		Election Day	Early Voting	Ballots By Mail	Provision al	Limited Ballot
For	81	69.23%	<div><div></div></div>	51	30	0	0	0
Against	36	30.77%	<div><div></div></div>	11	22	3	0	0
Total Votes Cast	117	100.00%	<div><div></div></div>	62	52	3	0	0
Overvotes	0			0	0	0	0	0
Undervotes	4			3	1	0	0	0
Contest Totals	121			65	53	3	0	0

### Proposition 2 – State of Texas

Vote For 1

	TOTAL	VOTE %		Election Day	Early Voting	Ballots By Mail	Provision al	Limited Ballot
For	62	53.91%	<div><div></div></div>	31	29	2	0	0
Against	53	46.09%	<div><div></div></div>	30	22	1	0	0
Total Votes Cast	115	100.00%	<div><div></div></div>	61	51	3	0	0
Overvotes	0			0	0	0	0	0
Undervotes	6			4	2	0	0	0
Contest Totals	121			65	53	3	0	0

### Proposition 3 – State of Texas

Vote For 1

	TOTAL	VOTE %		Election Day	Early Voting	Ballots By Mail	Provision al	Limited Ballot
For	95	81.20%	<div><div></div></div>	51	41	3	0	0
Against	22	18.80%	<div><div></div></div>	10	12	0	0	0
Total Votes Cast	117	100.00%	<div><div></div></div>	61	53	3	0	0
Overvotes	0			0	0	0	0	0
Undervotes	4			4	0	0	0	0
Contest Totals	121			65	53	3	0	0

### Proposition 4 – State of Texas

Vote For 1

	TOTAL	VOTE %		Election Day	Early Voting	Ballots By Mail	Provision al	Limited Ballot
For	100	87.72%	<div><div></div></div>	56	42	2	0	0
Against	14	12.28%	<div><div></div></div>	3	10	1	0	0
Total Votes Cast	114	100.00%	<div><div></div></div>	59	52	3	0	0
Overvotes	0			0	0	0	0	0
Undervotes	7			6	1	0	0	0
Contest Totals	121			65	53	3	0	0

## PCT 173

### Proposition 5 – State of Texas

Vote For 1

	TOTAL	VOTE %		Election Day	Early Voting	Ballots By Mail	Provisional	Limited Ballot
For	75	64.10%	<div><div></div></div>	41	32	2	0	0
Against	42	35.90%	<div><div></div></div>	21	20	1	0	0
Total Votes Cast	117	100.00%	<div><div></div></div>	62	52	3	0	0
Overvotes	0			0	0	0	0	0
Undervotes	4			3	1	0	0	0
Contest Totals	121			65	53	3	0	0

### Proposition 6 – State of Texas

Vote For 1

	TOTAL	VOTE %		Election Day	Early Voting	Ballots By Mail	Provisional	Limited Ballot
For	85	72.65%	<div><div></div></div>	45	37	3	0	0
Against	32	27.35%	<div><div></div></div>	17	15	0	0	0
Total Votes Cast	117	100.00%	<div><div></div></div>	62	52	3	0	0
Overvotes	0			0	0	0	0	0
Undervotes	4			3	1	0	0	0
Contest Totals	121			65	53	3	0	0

### Proposition 7 – State of Texas

Vote For 1

	TOTAL	VOTE %		Election Day	Early Voting	Ballots By Mail	Provisional	Limited Ballot
For	76	65.52%	<div><div></div></div>	45	31	0	0	0
Against	40	34.48%	<div><div></div></div>	16	21	3	0	0
Total Votes Cast	116	100.00%	<div><div></div></div>	61	52	3	0	0
Overvotes	0			0	0	0	0	0
Undervotes	5			4	1	0	0	0
Contest Totals	121			65	53	3	0	0

### Proposition 8 – State of Texas

Vote For 1

	TOTAL	VOTE %		Election Day	Early Voting	Ballots By Mail	Provisional	Limited Ballot
For	72	61.02%	<div><div></div></div>	36	34	2	0	0
Against	46	38.98%	<div><div></div></div>	26	19	1	0	0
Total Votes Cast	118	100.00%	<div><div></div></div>	62	53	3	0	0
Overvotes	0			0	0	0	0	0
Undervotes	3			3	0	0	0	0
Contest Totals	121			65	53	3	0	0

## PCT 173

### Proposition 9 – State of Texas

Vote For 1

	TOTAL	VOTE %		Election Day	Early Voting	Ballots By Mail	Provisional	Limited Ballot
For	106	89.08%	<div><div></div></div>	59	44	3	0	0
Against	13	10.92%	<div><div></div></div>	5	8	0	0	0
Total Votes Cast	119	100.00%	<div><div></div></div>	64	52	3	0	0
Overvotes	0			0	0	0	0	0
Undervotes	2			1	1	0	0	0
Contest Totals	121			65	53	3	0	0

### Proposition 10 – State of Texas

Vote For 1

	TOTAL	VOTE %		Election Day	Early Voting	Ballots By Mail	Provisional	Limited Ballot
For	52	45.22%	<div><div></div></div>	29	23	0	0	0
Against	63	54.78%	<div><div></div></div>	31	29	3	0	0
Total Votes Cast	115	100.00%	<div><div></div></div>	60	52	3	0	0
Overvotes	0			0	0	0	0	0
Undervotes	6			5	1	0	0	0
Contest Totals	121			65	53	3	0	0

### Proposition 11 – State of Texas

Vote For 1

	TOTAL	VOTE %		Election Day	Early Voting	Ballots By Mail	Provisional	Limited Ballot
For	65	58.56%	<div><div></div></div>	30	33	2	0	0
Against	46	41.44%	<div><div></div></div>	27	18	1	0	0
Total Votes Cast	111	100.00%	<div><div></div></div>	57	51	3	0	0
Overvotes	0			0	0	0	0	0
Undervotes	10			8	2	0	0	0
Contest Totals	121			65	53	3	0	0

### Proposition 12 – State of Texas

Vote For 1

	TOTAL	VOTE %		Election Day	Early Voting	Ballots By Mail	Provisional	Limited Ballot
For	70	67.31%	<div><div></div></div>	35	34	1	0	0
Against	34	32.69%	<div><div></div></div>	17	15	2	0	0
Total Votes Cast	104	100.00%	<div><div></div></div>	52	49	3	0	0
Overvotes	0			0	0	0	0	0
Undervotes	17			13	4	0	0	0
Contest Totals	121			65	53	3	0	0

## PCT 173

### Proposition 13 – State of Texas

Vote For 1

	TOTAL	VOTE %		Election Day	Early Voting	Ballots By Mail	Provisional	Limited Ballot
For	50	43.48%	<div><div></div></div>	22	28	0	0	0
Against	65	56.52%	<div><div></div></div>	38	24	3	0	0
Total Votes Cast	115	100.00%	<div><div></div></div>	60	52	3	0	0
Overvotes	0			0	0	0	0	0
Undervotes	6			5	1	0	0	0
Contest Totals	121			65	53	3	0	0

### Proposition 14 – State of Texas

Vote For 1

	TOTAL	VOTE %		Election Day	Early Voting	Ballots By Mail	Provisional	Limited Ballot
For	85	72.65%	<div><div></div></div>	42	41	2	0	0
Against	32	27.35%	<div><div></div></div>	19	12	1	0	0
Total Votes Cast	117	100.00%	<div><div></div></div>	61	53	3	0	0
Overvotes	0			0	0	0	0	0
Undervotes	4			4	0	0	0	0
Contest Totals	121			65	53	3	0	0

### Proposition A – Collin County

Vote For 1

	TOTAL	VOTE %		Election Day	Early Voting	Ballots By Mail	Provisional	Limited Ballot
For	59	51.30%	<div><div></div></div>	28	28	3	0	0
Against	56	48.70%	<div><div></div></div>	33	23	0	0	0
Total Votes Cast	115	100.00%	<div><div></div></div>	61	51	3	0	0
Overvotes	0			0	0	0	0	0
Undervotes	6			4	2	0	0	0
Contest Totals	121			65	53	3	0	0

### Proposition B – Collin County

Vote For 1

	TOTAL	VOTE %		Election Day	Early Voting	Ballots By Mail	Provisional	Limited Ballot
For	85	70.83%	<div><div></div></div>	44	41	0	0	0
Against	35	29.17%	<div><div></div></div>	21	11	3	0	0
Total Votes Cast	120	100.00%	<div><div></div></div>	65	52	3	0	0
Overvotes	0			0	0	0	0	0
Undervotes	1			0	1	0	0	0
Contest Totals	121			65	53	3	0	0



## PCT 173

### Proposition C – Collin County

Vote For 1

	TOTAL	VOTE %		Election Day	Early Voting	Ballots By Mail	Provisional	Limited Ballot
For	62	53.45%	<div><div></div></div>	32	28	2	0	0
Against	54	46.55%	<div><div></div></div>	29	24	1	0	0
Total Votes Cast	116	100.00%	<div><div></div></div>	61	52	3	0	0
Overvotes	0			0	0	0	0	0
Undervotes	5			4	1	0	0	0
Contest Totals	121			65	53	3	0	0

### Proposition D – Collin County

Vote For 1

	TOTAL	VOTE %		Election Day	Early Voting	Ballots By Mail	Provisional	Limited Ballot
For	68	57.63%	<div><div></div></div>	31	35	2	0	0
Against	50	42.37%	<div><div></div></div>	31	18	1	0	0
Total Votes Cast	118	100.00%	<div><div></div></div>	62	53	3	0	0
Overvotes	0			0	0	0	0	0
Undervotes	3			3	0	0	0	0
Contest Totals	121			65	53	3	0	0

### Proposition E – Collin County

Vote For 1

	TOTAL	VOTE %		Election Day	Early Voting	Ballots By Mail	Provisional	Limited Ballot
For	77	65.81%	<div><div></div></div>	40	35	2	0	0
Against	40	34.19%	<div><div></div></div>	22	17	1	0	0
Total Votes Cast	117	100.00%	<div><div></div></div>	62	52	3	0	0
Overvotes	0			0	0	0	0	0
Undervotes	4			3	1	0	0	0
Contest Totals	121			65	53	3	0	0

## PCT 174

### Proposition 1 – State of Texas

Vote For 1

	TOTAL	VOTE %		Election Day	Early Voting	Ballots By Mail	Provisional	Limited Ballot
For	455	78.31%	<div><div></div></div>	192	257	6	0	0
Against	126	21.69%	<div><div></div></div>	62	62	2	0	0
Total Votes Cast	581	100.00%	<div><div></div></div>	254	319	8	0	0
Overvotes	0			0	0	0	0	0
Undervotes	14			6	7	1	0	0
Contest Totals	595			260	326	9	0	0

### Proposition 2 – State of Texas

Vote For 1

	TOTAL	VOTE %		Election Day	Early Voting	Ballots By Mail	Provisional	Limited Ballot
For	378	66.90%	<div><div></div></div>	166	204	8	0	0
Against	187	33.10%	<div><div></div></div>	82	105	0	0	0
Total Votes Cast	565	100.00%	<div><div></div></div>	248	309	8	0	0
Overvotes	0			0	0	0	0	0
Undervotes	30			12	17	1	0	0
Contest Totals	595			260	326	9	0	0

### Proposition 3 – State of Texas

Vote For 1

	TOTAL	VOTE %		Election Day	Early Voting	Ballots By Mail	Provisional	Limited Ballot
For	381	67.43%	<div><div></div></div>	161	214	6	0	0
Against	184	32.57%	<div><div></div></div>	86	96	2	0	0
Total Votes Cast	565	100.00%	<div><div></div></div>	247	310	8	0	0
Overvotes	0			0	0	0	0	0
Undervotes	30			13	16	1	0	0
Contest Totals	595			260	326	9	0	0

### Proposition 4 – State of Texas

Vote For 1

	TOTAL	VOTE %		Election Day	Early Voting	Ballots By Mail	Provisional	Limited Ballot
For	478	83.71%	<div><div></div></div>	204	266	8	0	0
Against	93	16.29%	<div><div></div></div>	46	47	0	0	0
Total Votes Cast	571	100.00%	<div><div></div></div>	250	313	8	0	0
Overvotes	0			0	0	0	0	0
Undervotes	24			10	13	1	0	0
Contest Totals	595			260	326	9	0	0

## PCT 174

### Proposition 5 – State of Texas

Vote For 1

	TOTAL	VOTE %		Election Day	Early Voting	Ballots By Mail	Provision al	Limited Ballot
For	371	65.09%	<div><div></div></div>	159	203	9	0	0
Against	199	34.91%	<div><div></div></div>	91	108	0	0	0
Total Votes Cast	570	100.00%	<div><div></div></div>	250	311	9	0	0
Overvotes	0			0	0	0	0	0
Undervotes	25			10	15	0	0	0
Contest Totals	595			260	326	9	0	0

### Proposition 6 – State of Texas

Vote For 1

	TOTAL	VOTE %		Election Day	Early Voting	Ballots By Mail	Provision al	Limited Ballot
For	438	76.71%	<div><div></div></div>	188	241	9	0	0
Against	133	23.29%	<div><div></div></div>	61	72	0	0	0
Total Votes Cast	571	100.00%	<div><div></div></div>	249	313	9	0	0
Overvotes	0			0	0	0	0	0
Undervotes	24			11	13	0	0	0
Contest Totals	595			260	326	9	0	0

### Proposition 7 – State of Texas

Vote For 1

	TOTAL	VOTE %		Election Day	Early Voting	Ballots By Mail	Provision al	Limited Ballot
For	384	66.55%	<div><div></div></div>	160	217	7	0	0
Against	193	33.45%	<div><div></div></div>	90	101	2	0	0
Total Votes Cast	577	100.00%	<div><div></div></div>	250	318	9	0	0
Overvotes	0			0	0	0	0	0
Undervotes	18			10	8	0	0	0
Contest Totals	595			260	326	9	0	0

### Proposition 8 – State of Texas

Vote For 1

	TOTAL	VOTE %		Election Day	Early Voting	Ballots By Mail	Provision al	Limited Ballot
For	399	69.88%	<div><div></div></div>	174	216	9	0	0
Against	172	30.12%	<div><div></div></div>	75	97	0	0	0
Total Votes Cast	571	100.00%	<div><div></div></div>	249	313	9	0	0
Overvotes	0			0	0	0	0	0
Undervotes	24			11	13	0	0	0
Contest Totals	595			260	326	9	0	0

## PCT 174

### Proposition 9 – State of Texas

Vote For 1

	TOTAL	VOTE %		Election Day	Early Voting	Ballots By Mail	Provisional	Limited Ballot
For	489	84.75%	<div><div></div></div>	214	266	9	0	0
Against	88	15.25%	<div><div></div></div>	38	50	0	0	0
Total Votes Cast	577	100.00%	<div><div></div></div>	252	316	9	0	0
Overvotes	0			0	0	0	0	0
Undervotes	18			8	10	0	0	0
Contest Totals	595			260	326	9	0	0

### Proposition 10 – State of Texas

Vote For 1

	TOTAL	VOTE %		Election Day	Early Voting	Ballots By Mail	Provisional	Limited Ballot
For	298	53.21%	<div><div></div></div>	121	168	9	0	0
Against	262	46.79%	<div><div></div></div>	127	135	0	0	0
Total Votes Cast	560	100.00%	<div><div></div></div>	248	303	9	0	0
Overvotes	0			0	0	0	0	0
Undervotes	35			12	23	0	0	0
Contest Totals	595			260	326	9	0	0

### Proposition 11 – State of Texas

Vote For 1

	TOTAL	VOTE %		Election Day	Early Voting	Ballots By Mail	Provisional	Limited Ballot
For	320	60.49%	<div><div></div></div>	149	165	6	0	0
Against	209	39.51%	<div><div></div></div>	88	119	2	0	0
Total Votes Cast	529	100.00%	<div><div></div></div>	237	284	8	0	0
Overvotes	0			0	0	0	0	0
Undervotes	66			23	42	1	0	0
Contest Totals	595			260	326	9	0	0

### Proposition 12 – State of Texas

Vote For 1

	TOTAL	VOTE %		Election Day	Early Voting	Ballots By Mail	Provisional	Limited Ballot
For	301	59.37%	<div><div></div></div>	136	159	6	0	0
Against	206	40.63%	<div><div></div></div>	94	112	0	0	0
Total Votes Cast	507	100.00%	<div><div></div></div>	230	271	6	0	0
Overvotes	0			0	0	0	0	0
Undervotes	88			30	55	3	0	0
Contest Totals	595			260	326	9	0	0

## PCT 174

### Proposition 13 – State of Texas

Vote For 1

	TOTAL	VOTE %		Election Day	Early Voting	Ballots By Mail	Provisional	Limited Ballot
For	204	37.02%	<div><div></div></div>	91	106	7	0	0
Against	347	62.98%	<div><div></div></div>	156	189	2	0	0
Total Votes Cast	551	100.00%	<div><div></div></div>	247	295	9	0	0
Overvotes	0			0	0	0	0	0
Undervotes	44			13	31	0	0	0
Contest Totals	595			260	326	9	0	0

### Proposition 14 – State of Texas

Vote For 1

	TOTAL	VOTE %		Election Day	Early Voting	Ballots By Mail	Provisional	Limited Ballot
For	445	78.35%	<div><div></div></div>	193	245	7	0	0
Against	123	21.65%	<div><div></div></div>	55	66	2	0	0
Total Votes Cast	568	100.00%	<div><div></div></div>	248	311	9	0	0
Overvotes	0			0	0	0	0	0
Undervotes	27			12	15	0	0	0
Contest Totals	595			260	326	9	0	0

### Proposition A – Collin County

Vote For 1

	TOTAL	VOTE %		Election Day	Early Voting	Ballots By Mail	Provisional	Limited Ballot
For	287	50.98%	<div><div></div></div>	134	147	6	0	0
Against	276	49.02%	<div><div></div></div>	115	158	3	0	0
Total Votes Cast	563	100.00%	<div><div></div></div>	249	305	9	0	0
Overvotes	0			0	0	0	0	0
Undervotes	32			11	21	0	0	0
Contest Totals	595			260	326	9	0	0

### Proposition B – Collin County

Vote For 1

	TOTAL	VOTE %		Election Day	Early Voting	Ballots By Mail	Provisional	Limited Ballot
For	344	60.14%	<div><div></div></div>	155	183	6	0	0
Against	228	39.86%	<div><div></div></div>	93	132	3	0	0
Total Votes Cast	572	100.00%	<div><div></div></div>	248	315	9	0	0
Overvotes	0			0	0	0	0	0
Undervotes	23			12	11	0	0	0
Contest Totals	595			260	326	9	0	0

## PCT 174

### Proposition C – Collin County

Vote For 1

	TOTAL	VOTE %		Election Day	Early Voting	Ballots By Mail	Provisional	Limited Ballot
For	288	51.61%	<div><div></div></div>	126	156	6	0	0
Against	270	48.39%	<div><div></div></div>	120	147	3	0	0
Total Votes Cast	558	100.00%	<div><div></div></div>	246	303	9	0	0
Overvotes	0			0	0	0	0	0
Undervotes	37			14	23	0	0	0
Contest Totals	595			260	326	9	0	0

### Proposition D – Collin County

Vote For 1

	TOTAL	VOTE %		Election Day	Early Voting	Ballots By Mail	Provisional	Limited Ballot
For	319	56.76%	<div><div></div></div>	137	178	4	0	0
Against	243	43.24%	<div><div></div></div>	107	131	5	0	0
Total Votes Cast	562	100.00%	<div><div></div></div>	244	309	9	0	0
Overvotes	0			0	0	0	0	0
Undervotes	33			16	17	0	0	0
Contest Totals	595			260	326	9	0	0

### Proposition E – Collin County

Vote For 1

	TOTAL	VOTE %		Election Day	Early Voting	Ballots By Mail	Provisional	Limited Ballot
For	401	70.47%	<div><div></div></div>	165	229	7	0	0
Against	168	29.53%	<div><div></div></div>	84	82	2	0	0
Total Votes Cast	569	100.00%	<div><div></div></div>	249	311	9	0	0
Overvotes	0			0	0	0	0	0
Undervotes	26			11	15	0	0	0
Contest Totals	595			260	326	9	0	0

### Proposition A – Wylie ISD

Vote For 1

	TOTAL	VOTE %		Election Day	Early Voting	Ballots By Mail	Provisional	Limited Ballot
FOR	315	54.03%	<div><div></div></div>	146	167	2	0	0
AGAINST	268	45.97%	<div><div></div></div>	109	153	6	0	0
Total Votes Cast	583	100.00%	<div><div></div></div>	255	320	8	0	0
Overvotes	0			0	0	0	0	0
Undervotes	12			5	6	1	0	0
Contest Totals	595			260	326	9	0	0

## PCT 175

### Proposition 1 – State of Texas

Vote For 1

	TOTAL	VOTE %		Election Day	Early Voting	Ballots By Mail	Provisional	Limited Ballot
For	284	79.11%	<div><div></div></div>	131	153	0	0	0
Against	75	20.89%	<div><div></div></div>	31	43	1	0	0
Total Votes Cast	359	100.00%	<div><div></div></div>	162	196	1	0	0
Overvotes	0			0	0	0	0	0
Undervotes	13			5	8	0	0	0
Contest Totals	372			167	204	1	0	0

### Proposition 2 – State of Texas

Vote For 1

	TOTAL	VOTE %		Election Day	Early Voting	Ballots By Mail	Provisional	Limited Ballot
For	205	58.91%	<div><div></div></div>	84	120	1	0	0
Against	143	41.09%	<div><div></div></div>	75	68	0	0	0
Total Votes Cast	348	100.00%	<div><div></div></div>	159	188	1	0	0
Overvotes	0			0	0	0	0	0
Undervotes	24			8	16	0	0	0
Contest Totals	372			167	204	1	0	0

### Proposition 3 – State of Texas

Vote For 1

	TOTAL	VOTE %		Election Day	Early Voting	Ballots By Mail	Provisional	Limited Ballot
For	256	72.73%	<div><div></div></div>	113	142	1	0	0
Against	96	27.27%	<div><div></div></div>	47	49	0	0	0
Total Votes Cast	352	100.00%	<div><div></div></div>	160	191	1	0	0
Overvotes	0			0	0	0	0	0
Undervotes	20			7	13	0	0	0
Contest Totals	372			167	204	1	0	0

### Proposition 4 – State of Texas

Vote For 1

	TOTAL	VOTE %		Election Day	Early Voting	Ballots By Mail	Provisional	Limited Ballot
For	304	85.39%	<div><div></div></div>	132	171	1	0	0
Against	52	14.61%	<div><div></div></div>	29	23	0	0	0
Total Votes Cast	356	100.00%	<div><div></div></div>	161	194	1	0	0
Overvotes	0			0	0	0	0	0
Undervotes	16			6	10	0	0	0
Contest Totals	372			167	204	1	0	0

## PCT 175

### Proposition 5 – State of Texas

Vote For 1

	TOTAL	VOTE %		Election Day	Early Voting	Ballots By Mail	Provisional	Limited Ballot
For	190	53.67%	<div><div></div></div>	85	105	0	0	0
Against	164	46.33%	<div><div></div></div>	77	86	1	0	0
Total Votes Cast	354	100.00%	<div><div></div></div>	162	191	1	0	0
Overvotes	0			0	0	0	0	0
Undervotes	18			5	13	0	0	0
Contest Totals	372			167	204	1	0	0

### Proposition 6 – State of Texas

Vote For 1

	TOTAL	VOTE %		Election Day	Early Voting	Ballots By Mail	Provisional	Limited Ballot
For	256	71.91%	<div><div></div></div>	112	143	1	0	0
Against	100	28.09%	<div><div></div></div>	51	49	0	0	0
Total Votes Cast	356	100.00%	<div><div></div></div>	163	192	1	0	0
Overvotes	0			0	0	0	0	0
Undervotes	16			4	12	0	0	0
Contest Totals	372			167	204	1	0	0

### Proposition 7 – State of Texas

Vote For 1

	TOTAL	VOTE %		Election Day	Early Voting	Ballots By Mail	Provisional	Limited Ballot
For	237	65.83%	<div><div></div></div>	104	133	0	0	0
Against	123	34.17%	<div><div></div></div>	60	62	1	0	0
Total Votes Cast	360	100.00%	<div><div></div></div>	164	195	1	0	0
Overvotes	0			0	0	0	0	0
Undervotes	12			3	9	0	0	0
Contest Totals	372			167	204	1	0	0

### Proposition 8 – State of Texas

Vote For 1

	TOTAL	VOTE %		Election Day	Early Voting	Ballots By Mail	Provisional	Limited Ballot
For	214	60.80%	<div><div></div></div>	84	129	1	0	0
Against	138	39.20%	<div><div></div></div>	75	63	0	0	0
Total Votes Cast	352	100.00%	<div><div></div></div>	159	192	1	0	0
Overvotes	0			0	0	0	0	0
Undervotes	20			8	12	0	0	0
Contest Totals	372			167	204	1	0	0



## PCT 175

### Proposition 9 – State of Texas

Vote For 1

	TOTAL	VOTE %		Election Day	Early Voting	Ballots By Mail	Provisional	Limited Ballot
For	291	79.95%	<div><div></div></div>	124	166	1	0	0
Against	73	20.05%	<div><div></div></div>	39	34	0	0	0
Total Votes Cast	364	100.00%	<div><div></div></div>	163	200	1	0	0
Overvotes	0			0	0	0	0	0
Undervotes	8			4	4	0	0	0
Contest Totals	372			167	204	1	0	0

### Proposition 10 – State of Texas

Vote For 1

	TOTAL	VOTE %		Election Day	Early Voting	Ballots By Mail	Provisional	Limited Ballot
For	183	53.20%	<div><div></div></div>	77	106	0	0	0
Against	161	46.80%	<div><div></div></div>	81	79	1	0	0
Total Votes Cast	344	100.00%	<div><div></div></div>	158	185	1	0	0
Overvotes	0			0	0	0	0	0
Undervotes	28			9	19	0	0	0
Contest Totals	372			167	204	1	0	0

### Proposition 11 – State of Texas

Vote For 1

	TOTAL	VOTE %		Election Day	Early Voting	Ballots By Mail	Provisional	Limited Ballot
For	177	54.46%	<div><div></div></div>	80	97	0	0	0
Against	148	45.54%	<div><div></div></div>	67	81	0	0	0
Total Votes Cast	325	100.00%	<div><div></div></div>	147	178	0	0	0
Overvotes	0			0	0	0	0	0
Undervotes	47			20	26	1	0	0
Contest Totals	372			167	204	1	0	0

### Proposition 12 – State of Texas

Vote For 1

	TOTAL	VOTE %		Election Day	Early Voting	Ballots By Mail	Provisional	Limited Ballot
For	172	55.84%	<div><div></div></div>	70	102	0	0	0
Against	136	44.16%	<div><div></div></div>	71	65	0	0	0
Total Votes Cast	308	100.00%	<div><div></div></div>	141	167	0	0	0
Overvotes	0			0	0	0	0	0
Undervotes	64			26	37	1	0	0
Contest Totals	372			167	204	1	0	0

## PCT 175

### Proposition 13 – State of Texas

Vote For 1

	TOTAL	VOTE %		Election Day	Early Voting	Ballots By Mail	Provisional	Limited Ballot
For	125	36.34%	<div><div></div></div>	44	81	0	0	0
Against	219	63.66%	<div><div></div></div>	113	105	1	0	0
Total Votes Cast	344	100.00%	<div><div></div></div>	157	186	1	0	0
Overvotes	0			0	0	0	0	0
Undervotes	28			10	18	0	0	0
Contest Totals	372			167	204	1	0	0

### Proposition 14 – State of Texas

Vote For 1

	TOTAL	VOTE %		Election Day	Early Voting	Ballots By Mail	Provisional	Limited Ballot
For	253	72.91%	<div><div></div></div>	110	143	0	0	0
Against	94	27.09%	<div><div></div></div>	49	44	1	0	0
Total Votes Cast	347	100.00%	<div><div></div></div>	159	187	1	0	0
Overvotes	0			0	0	0	0	0
Undervotes	25			8	17	0	0	0
Contest Totals	372			167	204	1	0	0

### Proposition A – Collin County

Vote For 1

	TOTAL	VOTE %		Election Day	Early Voting	Ballots By Mail	Provisional	Limited Ballot
For	171	48.86%	<div><div></div></div>	74	96	1	0	0
Against	179	51.14%	<div><div></div></div>	85	94	0	0	0
Total Votes Cast	350	100.00%	<div><div></div></div>	159	190	1	0	0
Overvotes	0			0	0	0	0	0
Undervotes	22			8	14	0	0	0
Contest Totals	372			167	204	1	0	0

### Proposition B – Collin County

Vote For 1

	TOTAL	VOTE %		Election Day	Early Voting	Ballots By Mail	Provisional	Limited Ballot
For	205	58.40%	<div><div></div></div>	94	110	1	0	0
Against	146	41.60%	<div><div></div></div>	66	80	0	0	0
Total Votes Cast	351	100.00%	<div><div></div></div>	160	190	1	0	0
Overvotes	0			0	0	0	0	0
Undervotes	21			7	14	0	0	0
Contest Totals	372			167	204	1	0	0

## PCT 175

### Proposition C – Collin County

Vote For 1

	TOTAL	VOTE %		Election Day	Early Voting	Ballots By Mail	Provisional	Limited Ballot
For	185	54.25%	<div><div></div></div>	83	101	1	0	0
Against	156	45.75%	<div><div></div></div>	73	83	0	0	0
Total Votes Cast	341	100.00%	<div><div></div></div>	156	184	1	0	0
Overvotes	0			0	0	0	0	0
Undervotes	31			11	20	0	0	0
Contest Totals	372			167	204	1	0	0

### Proposition D – Collin County

Vote For 1

	TOTAL	VOTE %		Election Day	Early Voting	Ballots By Mail	Provisional	Limited Ballot
For	198	57.56%	<div><div></div></div>	89	108	1	0	0
Against	146	42.44%	<div><div></div></div>	69	77	0	0	0
Total Votes Cast	344	100.00%	<div><div></div></div>	158	185	1	0	0
Overvotes	0			0	0	0	0	0
Undervotes	28			9	19	0	0	0
Contest Totals	372			167	204	1	0	0

### Proposition E – Collin County

Vote For 1

	TOTAL	VOTE %		Election Day	Early Voting	Ballots By Mail	Provisional	Limited Ballot
For	255	73.07%	<div><div></div></div>	112	142	1	0	0
Against	94	26.93%	<div><div></div></div>	46	48	0	0	0
Total Votes Cast	349	100.00%	<div><div></div></div>	158	190	1	0	0
Overvotes	0			0	0	0	0	0
Undervotes	23			9	14	0	0	0
Contest Totals	372			167	204	1	0	0

### Proposition A – Wylie ISD

Vote For 1

	TOTAL	VOTE %		Election Day	Early Voting	Ballots By Mail	Provisional	Limited Ballot
FOR	120	53.57%	<div><div></div></div>	43	77	0	0	0
AGAINST	104	46.43%	<div><div></div></div>	48	56	0	0	0
Total Votes Cast	224	100.00%	<div><div></div></div>	91	133	0	0	0
Overvotes	0			0	0	0	0	0
Undervotes	8			3	5	0	0	0
Contest Totals	232			94	138	0	0	0

## PCT 176

### Proposition 1 – State of Texas

Vote For 1

	TOTAL	VOTE %		Election Day	Early Voting	Ballots By Mail	Provision al	Limited Ballot
For	111	66.87%	<div><div></div></div>	71	37	3	0	0
Against	55	33.13%	<div><div></div></div>	34	21	0	0	0
Total Votes Cast	166	100.00%	<div><div></div></div>	105	58	3	0	0
Overvotes	0			0	0	0	0	0
Undervotes	1			1	0	0	0	0
Contest Totals	167			106	58	3	0	0

### Proposition 2 – State of Texas

Vote For 1

	TOTAL	VOTE %		Election Day	Early Voting	Ballots By Mail	Provision al	Limited Ballot
For	106	65.03%	<div><div></div></div>	63	43	0	0	0
Against	57	34.97%	<div><div></div></div>	39	15	3	0	0
Total Votes Cast	163	100.00%	<div><div></div></div>	102	58	3	0	0
Overvotes	0			0	0	0	0	0
Undervotes	4			4	0	0	0	0
Contest Totals	167			106	58	3	0	0

### Proposition 3 – State of Texas

Vote For 1

	TOTAL	VOTE %		Election Day	Early Voting	Ballots By Mail	Provision al	Limited Ballot
For	89	53.94%	<div><div></div></div>	55	31	3	0	0
Against	76	46.06%	<div><div></div></div>	49	27	0	0	0
Total Votes Cast	165	100.00%	<div><div></div></div>	104	58	3	0	0
Overvotes	0			0	0	0	0	0
Undervotes	2			2	0	0	0	0
Contest Totals	167			106	58	3	0	0

### Proposition 4 – State of Texas

Vote For 1

	TOTAL	VOTE %		Election Day	Early Voting	Ballots By Mail	Provision al	Limited Ballot
For	116	70.73%	<div><div></div></div>	72	41	3	0	0
Against	48	29.27%	<div><div></div></div>	31	17	0	0	0
Total Votes Cast	164	100.00%	<div><div></div></div>	103	58	3	0	0
Overvotes	0			0	0	0	0	0
Undervotes	3			3	0	0	0	0
Contest Totals	167			106	58	3	0	0

## PCT 176

### Proposition 5 – State of Texas

Vote For 1

	TOTAL	VOTE %		Election Day	Early Voting	Ballots By Mail	Provisional	Limited Ballot
For	116	70.30%	<div><div></div></div>	70	43	3	0	0
Against	49	29.70%	<div><div></div></div>	34	15	0	0	0
Total Votes Cast	165	100.00%	<div><div></div></div>	104	58	3	0	0
Overvotes	0			0	0	0	0	0
Undervotes	2			2	0	0	0	0
Contest Totals	167			106	58	3	0	0

### Proposition 6 – State of Texas

Vote For 1

	TOTAL	VOTE %		Election Day	Early Voting	Ballots By Mail	Provisional	Limited Ballot
For	135	81.33%	<div><div></div></div>	84	48	3	0	0
Against	31	18.67%	<div><div></div></div>	21	10	0	0	0
Total Votes Cast	166	100.00%	<div><div></div></div>	105	58	3	0	0
Overvotes	0			0	0	0	0	0
Undervotes	1			1	0	0	0	0
Contest Totals	167			106	58	3	0	0

### Proposition 7 – State of Texas

Vote For 1

	TOTAL	VOTE %		Election Day	Early Voting	Ballots By Mail	Provisional	Limited Ballot
For	102	61.82%	<div><div></div></div>	65	34	3	0	0
Against	63	38.18%	<div><div></div></div>	39	24	0	0	0
Total Votes Cast	165	100.00%	<div><div></div></div>	104	58	3	0	0
Overvotes	0			0	0	0	0	0
Undervotes	2			2	0	0	0	0
Contest Totals	167			106	58	3	0	0

### Proposition 8 – State of Texas

Vote For 1

	TOTAL	VOTE %		Election Day	Early Voting	Ballots By Mail	Provisional	Limited Ballot
For	127	76.97%	<div><div></div></div>	73	51	3	0	0
Against	38	23.03%	<div><div></div></div>	31	7	0	0	0
Total Votes Cast	165	100.00%	<div><div></div></div>	104	58	3	0	0
Overvotes	0			0	0	0	0	0
Undervotes	2			2	0	0	0	0
Contest Totals	167			106	58	3	0	0

## PCT 176

### Proposition 9 – State of Texas

Vote For 1

	TOTAL	VOTE %		Election Day	Early Voting	Ballots By Mail	Provisional	Limited Ballot
For	139	83.73%	<div><div></div></div>	83	53	3	0	0
Against	27	16.27%	<div><div></div></div>	22	5	0	0	0
Total Votes Cast	166	100.00%	<div><div></div></div>	105	58	3	0	0
Overvotes	0			0	0	0	0	0
Undervotes	1			1	0	0	0	0
Contest Totals	167			106	58	3	0	0

### Proposition 10 – State of Texas

Vote For 1

	TOTAL	VOTE %		Election Day	Early Voting	Ballots By Mail	Provisional	Limited Ballot
For	85	52.15%	<div><div></div></div>	50	35	0	0	0
Against	78	47.85%	<div><div></div></div>	52	23	3	0	0
Total Votes Cast	163	100.00%	<div><div></div></div>	102	58	3	0	0
Overvotes	0			0	0	0	0	0
Undervotes	4			4	0	0	0	0
Contest Totals	167			106	58	3	0	0

### Proposition 11 – State of Texas

Vote For 1

	TOTAL	VOTE %		Election Day	Early Voting	Ballots By Mail	Provisional	Limited Ballot
For	111	68.52%	<div><div></div></div>	67	42	2	0	0
Against	51	31.48%	<div><div></div></div>	36	15	0	0	0
Total Votes Cast	162	100.00%	<div><div></div></div>	103	57	2	0	0
Overvotes	0			0	0	0	0	0
Undervotes	5			3	1	1	0	0
Contest Totals	167			106	58	3	0	0

### Proposition 12 – State of Texas




Vote For 1

	TOTAL	VOTE %		Election Day	Early Voting	Ballots By Mail	Provisional	Limited Ballot
For	77	52.03%	<div><div></div></div>	50	25	2	0	0
Against	71	47.97%	<div><div></div></div>	42	29	0	0	0
Total Votes Cast	148	100.00%	<div><div></div></div>	92	54	2	0	0
Overvotes	0			0	0	0	0	0
Undervotes	19			14	4	1	0	0
Contest Totals	167			106	58	3	0	0

## PCT 176




### Proposition 13 – State of Texas

Vote For 1

	TOTAL	VOTE %		Election Day	Early Voting	Ballots By Mail	Provisional	Limited Ballot
For	49	29.88%		24	22	3	0	0
Against	115	70.12%		79	36	0	0	0
Total Votes Cast	164	100.00%		103	58	3	0	0
Overvotes	0			0	0	0	0	0
Undervotes	3			3	0	0	0	0
Contest Totals	167			106	58	3	0	0




### Proposition 14 – State of Texas

Vote For 1

	TOTAL	VOTE %		Election Day	Early Voting	Ballots By Mail	Provisional	Limited Ballot
For	136	82.42%		86	47	3	0	0
Against	29	17.58%		18	11	0	0	0
Total Votes Cast	165	100.00%		104	58	3	0	0
Overvotes	0			0	0	0	0	0
Undervotes	2			2	0	0	0	0
Contest Totals	167			106	58	3	0	0




### Proposition A – Collin County

Vote For 1

	TOTAL	VOTE %		Election Day	Early Voting	Ballots By Mail	Provisional	Limited Ballot
For	82	50.62%		46	35	1	0	0
Against	80	49.38%		57	21	2	0	0
Total Votes Cast	162	100.00%		103	56	3	0	0
Overvotes	0			0	0	0	0	0
Undervotes	5			3	2	0	0	0
Contest Totals	167			106	58	3	0	0

### Proposition B – Collin County

Vote For 1

	TOTAL	VOTE %		Election Day	Early Voting	Ballots By Mail	Provisional	Limited Ballot
For	126	76.36%		78	45	3	0	0
Against	39	23.64%		26	13	0	0	0
Total Votes Cast	165	100.00%		104	58	3	0	0
Overvotes	0			0	0	0	0	0
Undervotes	2			2	0	0	0	0
Contest Totals	167			106	58	3	0	0

## PCT 176

### Proposition C – Collin County

Vote For 1

	TOTAL	VOTE %		Election Day	Early Voting	Ballots By Mail	Provisional	Limited Ballot
For	98	59.39%	<div><div></div></div>	59	38	1	0	0
Against	67	40.61%	<div><div></div></div>	45	20	2	0	0
Total Votes Cast	165	100.00%	<div><div></div></div>	104	58	3	0	0
Overvotes	0			0	0	0	0	0
Undervotes	2			2	0	0	0	0
Contest Totals	167			106	58	3	0	0

### Proposition D – Collin County

Vote For 1

	TOTAL	VOTE %		Election Day	Early Voting	Ballots By Mail	Provisional	Limited Ballot
For	123	75.00%	<div><div></div></div>	74	46	3	0	0
Against	41	25.00%	<div><div></div></div>	29	12	0	0	0
Total Votes Cast	164	100.00%	<div><div></div></div>	103	58	3	0	0
Overvotes	0			0	0	0	0	0
Undervotes	3			3	0	0	0	0
Contest Totals	167			106	58	3	0	0

### Proposition E – Collin County

Vote For 1

	TOTAL	VOTE %		Election Day	Early Voting	Ballots By Mail	Provisional	Limited Ballot
For	134	81.21%	<div><div></div></div>	84	47	3	0	0
Against	31	18.79%	<div><div></div></div>	20	11	0	0	0
Total Votes Cast	165	100.00%	<div><div></div></div>	104	58	3	0	0
Overvotes	0			0	0	0	0	0
Undervotes	2			2	0	0	0	0
Contest Totals	167			106	58	3	0	0



## PCT 177

### Proposition 1 – State of Texas

Vote For 1

	TOTAL	VOTE %		Election Day	Early Voting	Ballots By Mail	Provision al	Limited Ballot
For	198	79.52%	<div><div></div></div>	91	103	4	0	0
Against	51	20.48%	<div><div></div></div>	25	24	2	0	0
Total Votes Cast	249	100.00%	<div><div></div></div>	116	127	6	0	0
Overvotes	0			0	0	0	0	0
Undervotes	3			2	1	0	0	0
Contest Totals	252			118	128	6	0	0

### Proposition 2 – State of Texas

Vote For 1

	TOTAL	VOTE %		Election Day	Early Voting	Ballots By Mail	Provision al	Limited Ballot
For	159	64.63%	<div><div></div></div>	79	74	6	0	0
Against	87	35.37%	<div><div></div></div>	36	51	0	0	0
Total Votes Cast	246	100.00%	<div><div></div></div>	115	125	6	0	0
Overvotes	0			0	0	0	0	0
Undervotes	6			3	3	0	0	0
Contest Totals	252			118	128	6	0	0

### Proposition 3 – State of Texas

Vote For 1

	TOTAL	VOTE %		Election Day	Early Voting	Ballots By Mail	Provision al	Limited Ballot
For	208	83.87%	<div><div></div></div>	90	113	5	0	0
Against	40	16.13%	<div><div></div></div>	26	13	1	0	0
Total Votes Cast	248	100.00%	<div><div></div></div>	116	126	6	0	0
Overvotes	0			0	0	0	0	0
Undervotes	4			2	2	0	0	0
Contest Totals	252			118	128	6	0	0

### Proposition 4 – State of Texas

Vote For 1

	TOTAL	VOTE %		Election Day	Early Voting	Ballots By Mail	Provision al	Limited Ballot
For	218	89.34%	<div><div></div></div>	103	109	6	0	0
Against	26	10.66%	<div><div></div></div>	11	15	0	0	0
Total Votes Cast	244	100.00%	<div><div></div></div>	114	124	6	0	0
Overvotes	0			0	0	0	0	0
Undervotes	8			4	4	0	0	0
Contest Totals	252			118	128	6	0	0

## PCT 177

### Proposition 5 – State of Texas

Vote For 1

	TOTAL	VOTE %		Election Day	Early Voting	Ballots By Mail	Provisional	Limited Ballot
For	155	63.01%	<div><div></div></div>	74	76	5	0	0
Against	91	36.99%	<div><div></div></div>	43	48	0	0	0
Total Votes Cast	246	100.00%	<div><div></div></div>	117	124	5	0	0
Overvotes	0			0	0	0	0	0
Undervotes	6			1	4	1	0	0
Contest Totals	252			118	128	6	0	0

### Proposition 6 – State of Texas

Vote For 1

	TOTAL	VOTE %		Election Day	Early Voting	Ballots By Mail	Provisional	Limited Ballot
For	190	76.31%	<div><div></div></div>	89	95	6	0	0
Against	59	23.69%	<div><div></div></div>	27	32	0	0	0
Total Votes Cast	249	100.00%	<div><div></div></div>	116	127	6	0	0
Overvotes	0			0	0	0	0	0
Undervotes	3			2	1	0	0	0
Contest Totals	252			118	128	6	0	0

### Proposition 7 – State of Texas

Vote For 1

	TOTAL	VOTE %		Election Day	Early Voting	Ballots By Mail	Provisional	Limited Ballot
For	171	68.40%	<div><div></div></div>	77	89	5	0	0
Against	79	31.60%	<div><div></div></div>	39	39	1	0	0
Total Votes Cast	250	100.00%	<div><div></div></div>	116	128	6	0	0
Overvotes	0			0	0	0	0	0
Undervotes	2			2	0	0	0	0
Contest Totals	252			118	128	6	0	0

### Proposition 8 – State of Texas

Vote For 1

	TOTAL	VOTE %		Election Day	Early Voting	Ballots By Mail	Provisional	Limited Ballot
For	165	67.07%	<div><div></div></div>	79	80	6	0	0
Against	81	32.93%	<div><div></div></div>	36	45	0	0	0
Total Votes Cast	246	100.00%	<div><div></div></div>	115	125	6	0	0
Overvotes	0			0	0	0	0	0
Undervotes	6			3	3	0	0	0
Contest Totals	252			118	128	6	0	0

## PCT 177

### Proposition 9 – State of Texas

Vote For 1

	TOTAL	VOTE %		Election Day	Early Voting	Ballots By Mail	Provisional	Limited Ballot
For	191	76.71%	<div><div></div></div>	90	95	6	0	0
Against	58	23.29%	<div><div></div></div>	27	31	0	0	0
Total Votes Cast	249	100.00%	<div><div></div></div>	117	126	6	0	0
Overvotes	0			0	0	0	0	0
Undervotes	3			1	2	0	0	0
Contest Totals	252			118	128	6	0	0

### Proposition 10 – State of Texas

Vote For 1

	TOTAL	VOTE %		Election Day	Early Voting	Ballots By Mail	Provisional	Limited Ballot
For	129	53.31%	<div><div></div></div>	59	65	5	0	0
Against	113	46.69%	<div><div></div></div>	56	57	0	0	0
Total Votes Cast	242	100.00%	<div><div></div></div>	115	122	5	0	0
Overvotes	0			0	0	0	0	0
Undervotes	10			3	6	1	0	0
Contest Totals	252			118	128	6	0	0

### Proposition 11 – State of Texas

Vote For 1

	TOTAL	VOTE %		Election Day	Early Voting	Ballots By Mail	Provisional	Limited Ballot
For	144	60.50%	<div><div></div></div>	74	64	6	0	0
Against	94	39.50%	<div><div></div></div>	40	54	0	0	0
Total Votes Cast	238	100.00%	<div><div></div></div>	114	118	6	0	0
Overvotes	0			0	0	0	0	0
Undervotes	14			4	10	0	0	0
Contest Totals	252			118	128	6	0	0

### Proposition 12 – State of Texas

Vote For 1

	TOTAL	VOTE %		Election Day	Early Voting	Ballots By Mail	Provisional	Limited Ballot
For	131	59.01%	<div><div></div></div>	54	73	4	0	0
Against	91	40.99%	<div><div></div></div>	53	38	0	0	0
Total Votes Cast	222	100.00%	<div><div></div></div>	107	111	4	0	0
Overvotes	0			0	0	0	0	0
Undervotes	30			11	17	2	0	0
Contest Totals	252			118	128	6	0	0

## PCT 177

### Proposition 13 – State of Texas

Vote For 1

	TOTAL	VOTE %		Election Day	Early Voting	Ballots By Mail	Provisional	Limited Ballot
For	103	41.87%	<div><div></div></div>	49	51	3	0	0
Against	143	58.13%	<div><div></div></div>	68	72	3	0	0
Total Votes Cast	246	100.00%	<div><div></div></div>	117	123	6	0	0
Overvotes	0			0	0	0	0	0
Undervotes	6			1	5	0	0	0
Contest Totals	252			118	128	6	0	0

### Proposition 14 – State of Texas

Vote For 1

	TOTAL	VOTE %		Election Day	Early Voting	Ballots By Mail	Provisional	Limited Ballot
For	180	72.29%	<div><div></div></div>	85	89	6	0	0
Against	69	27.71%	<div><div></div></div>	33	36	0	0	0
Total Votes Cast	249	100.00%	<div><div></div></div>	118	125	6	0	0
Overvotes	0			0	0	0	0	0
Undervotes	3			0	3	0	0	0
Contest Totals	252			118	128	6	0	0

### Proposition A – Collin County

Vote For 1

	TOTAL	VOTE %		Election Day	Early Voting	Ballots By Mail	Provisional	Limited Ballot
For	140	57.14%	<div><div></div></div>	62	72	6	0	0
Against	105	42.86%	<div><div></div></div>	53	52	0	0	0
Total Votes Cast	245	100.00%	<div><div></div></div>	115	124	6	0	0
Overvotes	0			0	0	0	0	0
Undervotes	7			3	4	0	0	0
Contest Totals	252			118	128	6	0	0

### Proposition B – Collin County

Vote For 1

	TOTAL	VOTE %		Election Day	Early Voting	Ballots By Mail	Provisional	Limited Ballot
For	156	63.93%	<div><div></div></div>	72	78	6	0	0
Against	88	36.07%	<div><div></div></div>	43	45	0	0	0
Total Votes Cast	244	100.00%	<div><div></div></div>	115	123	6	0	0
Overvotes	0			0	0	0	0	0
Undervotes	8			3	5	0	0	0
Contest Totals	252			118	128	6	0	0

## PCT 177

### Proposition C – Collin County

Vote For 1

	TOTAL	VOTE %		Election Day	Early Voting	Ballots By Mail	Provisional	Limited Ballot
For	139	57.92%	<div><div></div></div>	61	72	6	0	0
Against	101	42.08%	<div><div></div></div>	53	48	0	0	0
Total Votes Cast	240	100.00%	<div><div></div></div>	114	120	6	0	0
Overvotes	0			0	0	0	0	0
Undervotes	12			4	8	0	0	0
Contest Totals	252			118	128	6	0	0

### Proposition D – Collin County

Vote For 1

	TOTAL	VOTE %		Election Day	Early Voting	Ballots By Mail	Provisional	Limited Ballot
For	155	63.52%	<div><div></div></div>	72	77	6	0	0
Against	89	36.48%	<div><div></div></div>	43	46	0	0	0
Total Votes Cast	244	100.00%	<div><div></div></div>	115	123	6	0	0
Overvotes	0			0	0	0	0	0
Undervotes	8			3	5	0	0	0
Contest Totals	252			118	128	6	0	0

### Proposition E – Collin County

Vote For 1

	TOTAL	VOTE %		Election Day	Early Voting	Ballots By Mail	Provisional	Limited Ballot
For	171	69.51%	<div><div></div></div>	79	86	6	0	0
Against	75	30.49%	<div><div></div></div>	36	39	0	0	0
Total Votes Cast	246	100.00%	<div><div></div></div>	115	125	6	0	0
Overvotes	0			0	0	0	0	0
Undervotes	6			3	3	0	0	0
Contest Totals	252			118	128	6	0	0

## PCT 178

### Proposition 1 – State of Texas

Vote For 1

	TOTAL	VOTE %		Election Day	Early Voting	Ballots By Mail	Provision al	Limited Ballot
For	444	85.55%	<div><div></div></div>	141	300	3	0	0
Against	75	14.45%	<div><div></div></div>	30	45	0	0	0
Total Votes Cast	519	100.00%	<div><div></div></div>	171	345	3	0	0
Overvotes	0			0	0	0	0	0
Undervotes	18			5	13	0	0	0
Contest Totals	537			176	358	3	0	0

### Proposition 2 – State of Texas

Vote For 1

	TOTAL	VOTE %		Election Day	Early Voting	Ballots By Mail	Provision al	Limited Ballot
For	315	63.89%	<div><div></div></div>	105	208	2	0	0
Against	178	36.11%	<div><div></div></div>	61	117	0	0	0
Total Votes Cast	493	100.00%	<div><div></div></div>	166	325	2	0	0
Overvotes	0			0	0	0	0	0
Undervotes	44			10	33	1	0	0
Contest Totals	537			176	358	3	0	0

### Proposition 3 – State of Texas

Vote For 1

	TOTAL	VOTE %		Election Day	Early Voting	Ballots By Mail	Provision al	Limited Ballot
For	408	81.11%	<div><div></div></div>	135	271	2	0	0
Against	95	18.89%	<div><div></div></div>	33	61	1	0	0
Total Votes Cast	503	100.00%	<div><div></div></div>	168	332	3	0	0
Overvotes	0			0	0	0	0	0
Undervotes	34			8	26	0	0	0
Contest Totals	537			176	358	3	0	0

### Proposition 4 – State of Texas

Vote For 1

	TOTAL	VOTE %		Election Day	Early Voting	Ballots By Mail	Provision al	Limited Ballot
For	468	92.31%	<div><div></div></div>	154	312	2	0	0
Against	39	7.69%	<div><div></div></div>	17	22	0	0	0
Total Votes Cast	507	100.00%	<div><div></div></div>	171	334	2	0	0
Overvotes	0			0	0	0	0	0
Undervotes	30			5	24	1	0	0
Contest Totals	537			176	358	3	0	0

## PCT 178

### Proposition 5 – State of Texas

Vote For 1

	TOTAL	VOTE %		Election Day	Early Voting	Ballots By Mail	Provisional	Limited Ballot
For	331	66.33%	<div><div></div></div>	110	219	2	0	0
Against	168	33.67%	<div><div></div></div>	58	110	0	0	0
Total Votes Cast	499	100.00%	<div><div></div></div>	168	329	2	0	0
Overvotes	0			0	0	0	0	0
Undervotes	38			8	29	1	0	0
Contest Totals	537			176	358	3	0	0

### Proposition 6 – State of Texas

Vote For 1

	TOTAL	VOTE %		Election Day	Early Voting	Ballots By Mail	Provisional	Limited Ballot
For	398	78.50%	<div><div></div></div>	130	266	2	0	0
Against	109	21.50%	<div><div></div></div>	37	72	0	0	0
Total Votes Cast	507	100.00%	<div><div></div></div>	167	338	2	0	0
Overvotes	0			0	0	0	0	0
Undervotes	30			9	20	1	0	0
Contest Totals	537			176	358	3	0	0

### Proposition 7 – State of Texas

Vote For 1

	TOTAL	VOTE %		Election Day	Early Voting	Ballots By Mail	Provisional	Limited Ballot
For	375	73.67%	<div><div></div></div>	118	255	2	0	0
Against	134	26.33%	<div><div></div></div>	50	84	0	0	0
Total Votes Cast	509	100.00%	<div><div></div></div>	168	339	2	0	0
Overvotes	0			0	0	0	0	0
Undervotes	28			8	19	1	0	0
Contest Totals	537			176	358	3	0	0

### Proposition 8 – State of Texas

Vote For 1

	TOTAL	VOTE %		Election Day	Early Voting	Ballots By Mail	Provisional	Limited Ballot
For	373	74.16%	<div><div></div></div>	122	248	3	0	0
Against	130	25.84%	<div><div></div></div>	44	86	0	0	0
Total Votes Cast	503	100.00%	<div><div></div></div>	166	334	3	0	0
Overvotes	0			0	0	0	0	0
Undervotes	34			10	24	0	0	0
Contest Totals	537			176	358	3	0	0

## PCT 178

### Proposition 9 – State of Texas

Vote For 1

	TOTAL	VOTE %		Election Day	Early Voting	Ballots By Mail	Provisional	Limited Ballot
For	430	83.33%	<div><div></div></div>	135	292	3	0	0
Against	86	16.67%	<div><div></div></div>	37	49	0	0	0
Total Votes Cast	516	100.00%	<div><div></div></div>	172	341	3	0	0
Overvotes	0			0	0	0	0	0
Undervotes	21			4	17	0	0	0
Contest Totals	537			176	358	3	0	0

### Proposition 10 – State of Texas

Vote For 1

	TOTAL	VOTE %		Election Day	Early Voting	Ballots By Mail	Provisional	Limited Ballot
For	271	55.76%	<div><div></div></div>	84	185	2	0	0
Against	215	44.24%	<div><div></div></div>	78	137	0	0	0
Total Votes Cast	486	100.00%	<div><div></div></div>	162	322	2	0	0
Overvotes	0			0	0	0	0	0
Undervotes	51			14	36	1	0	0
Contest Totals	537			176	358	3	0	0

### Proposition 11 – State of Texas

Vote For 1

	TOTAL	VOTE %		Election Day	Early Voting	Ballots By Mail	Provisional	Limited Ballot
For	281	61.09%	<div><div></div></div>	87	194	0	0	0
Against	179	38.91%	<div><div></div></div>	69	110	0	0	0
Total Votes Cast	460	100.00%	<div><div></div></div>	156	304	0	0	0
Overvotes	0			0	0	0	0	0
Undervotes	77			20	54	3	0	0
Contest Totals	537			176	358	3	0	0

### Proposition 12 – State of Texas

Vote For 1

	TOTAL	VOTE %		Election Day	Early Voting	Ballots By Mail	Provisional	Limited Ballot
For	264	61.97%	<div><div></div></div>	80	184	0	0	0
Against	162	38.03%	<div><div></div></div>	68	94	0	0	0
Total Votes Cast	426	100.00%	<div><div></div></div>	148	278	0	0	0
Overvotes	0			0	0	0	0	0
Undervotes	111			28	80	3	0	0
Contest Totals	537			176	358	3	0	0



## PCT 178

### Proposition 13 – State of Texas

Vote For 1

	TOTAL	VOTE %		Election Day	Early Voting	Ballots By Mail	Provisional	Limited Ballot
For	194	39.67%	<div><div></div></div>	64	130	0	0	0
Against	295	60.33%	<div><div></div></div>	100	194	1	0	0
Total Votes Cast	489	100.00%	<div><div></div></div>	164	324	1	0	0
Overvotes	0			0	0	0	0	0
Undervotes	48			12	34	2	0	0
Contest Totals	537			176	358	3	0	0

### Proposition 14 – State of Texas

Vote For 1

	TOTAL	VOTE %		Election Day	Early Voting	Ballots By Mail	Provisional	Limited Ballot
For	401	80.52%	<div><div></div></div>	128	272	1	0	0
Against	97	19.48%	<div><div></div></div>	37	60	0	0	0
Total Votes Cast	498	100.00%	<div><div></div></div>	165	332	1	0	0
Overvotes	0			0	0	0	0	0
Undervotes	39			11	26	2	0	0
Contest Totals	537			176	358	3	0	0

### Proposition A – Collin County

Vote For 1

	TOTAL	VOTE %		Election Day	Early Voting	Ballots By Mail	Provisional	Limited Ballot
For	278	54.94%	<div><div></div></div>	84	193	1	0	0
Against	228	45.06%	<div><div></div></div>	83	145	0	0	0
Total Votes Cast	506	100.00%	<div><div></div></div>	167	338	1	0	0
Overvotes	0			0	0	0	0	0
Undervotes	31			9	20	2	0	0
Contest Totals	537			176	358	3	0	0

### Proposition B – Collin County

Vote For 1

	TOTAL	VOTE %		Election Day	Early Voting	Ballots By Mail	Provisional	Limited Ballot
For	309	61.07%	<div><div></div></div>	101	208	0	0	0
Against	197	38.93%	<div><div></div></div>	68	129	0	0	0
Total Votes Cast	506	100.00%	<div><div></div></div>	169	337	0	0	0
Overvotes	0			0	0	0	0	0
Undervotes	31			7	21	3	0	0
Contest Totals	537			176	358	3	0	0

## PCT 178

### Proposition C – Collin County

Vote For 1

	TOTAL	VOTE %		Election Day	Early Voting	Ballots By Mail	Provisional	Limited Ballot
For	255	51.10%	<div><div></div><div></div></div>	74	180	1	0	0
Against	244	48.90%	<div><div></div><div></div></div>	90	154	0	0	0
Total Votes Cast	499	100.00%	<div><div></div><div></div></div>	164	334	1	0	0
Overvotes	0			0	0	0	0	0
Undervotes	38			12	24	2	0	0
Contest Totals	537			176	358	3	0	0

### Proposition D – Collin County

Vote For 1

	TOTAL	VOTE %		Election Day	Early Voting	Ballots By Mail	Provisional	Limited Ballot
For	330	65.09%	<div><div></div><div></div></div>	107	222	1	0	0
Against	177	34.91%	<div><div></div><div></div></div>	63	114	0	0	0
Total Votes Cast	507	100.00%	<div><div></div><div></div></div>	170	336	1	0	0
Overvotes	0			0	0	0	0	0
Undervotes	30			6	22	2	0	0
Contest Totals	537			176	358	3	0	0

### Proposition E – Collin County

Vote For 1

	TOTAL	VOTE %		Election Day	Early Voting	Ballots By Mail	Provisional	Limited Ballot
For	413	80.19%	<div><div></div><div></div></div>	134	278	1	0	0
Against	102	19.81%	<div><div></div><div></div></div>	38	64	0	0	0
Total Votes Cast	515	100.00%	<div><div></div><div></div></div>	172	342	1	0	0
Overvotes	0			0	0	0	0	0
Undervotes	22			4	16	2	0	0
Contest Totals	537			176	358	3	0	0

### Proposition A – Prosper ISD

Vote For 1

	TOTAL	VOTE %		Election Day	Early Voting	Ballots By Mail	Provisional	Limited Ballot
FOR	350	65.79%	<div><div></div><div></div></div>	94	255	1	0	0
AGAINST	182	34.21%	<div><div></div><div></div></div>	81	101	0	0	0
Total Votes Cast	532	100.00%	<div><div></div><div></div></div>	175	356	1	0	0
Overvotes	0			0	0	0	0	0
Undervotes	5			1	2	2	0	0
Contest Totals	537			176	358	3	0	0

## PCT 178

### Proposition B – Prosper ISD

Vote For 1

	TOTAL	VOTE %		Election Day	Early Voting	Ballots By Mail	Provisional	Limited Ballot
FOR	344	65.03%	<div><div></div></div>	96	247	1	0	0
AGAINST	185	34.97%	<div><div></div></div>	77	108	0	0	0
Total Votes Cast	529	100.00%	<div><div></div></div>	173	355	1	0	0
Overvotes	0			0	0	0	0	0
Undervotes	8			3	3	2	0	0
Contest Totals	537			176	358	3	0	0

### Proposition C – Prosper ISD

Vote For 1

	TOTAL	VOTE %		Election Day	Early Voting	Ballots By Mail	Provisional	Limited Ballot
FOR	237	44.80%	<div><div></div></div>	61	176	0	0	0
AGAINST	292	55.20%	<div><div></div></div>	112	179	1	0	0
Total Votes Cast	529	100.00%	<div><div></div></div>	173	355	1	0	0
Overvotes	0			0	0	0	0	0
Undervotes	8			3	3	2	0	0
Contest Totals	537			176	358	3	0	0

### Proposition D – Prosper ISD

Vote For 1

	TOTAL	VOTE %		Election Day	Early Voting	Ballots By Mail	Provisional	Limited Ballot
FOR	278	52.55%	<div><div></div></div>	70	207	1	0	0
AGAINST	251	47.45%	<div><div></div></div>	103	148	0	0	0
Total Votes Cast	529	100.00%	<div><div></div></div>	173	355	1	0	0
Overvotes	0			0	0	0	0	0
Undervotes	8			3	3	2	0	0
Contest Totals	537			176	358	3	0	0

## PCT 179

### Proposition 1 – State of Texas

Vote For 1

	TOTAL	VOTE %		Election Day	Early Voting	Ballots By Mail	Provisional	Limited Ballot
For	926	76.34%	<div><div></div></div>	362	543	20	1	0
Against	287	23.66%	<div><div></div></div>	119	157	11	0	0
Total Votes Cast	1,213	100.00%	<div><div></div></div>	481	700	31	1	0
Overvotes	0			0	0	0	0	0
Undervotes	17			7	8	2	0	0
Contest Totals	1,230			488	708	33	1	0

### Proposition 2 – State of Texas

Vote For 1

	TOTAL	VOTE %		Election Day	Early Voting	Ballots By Mail	Provisional	Limited Ballot
For	748	62.54%	<div><div></div></div>	276	445	26	1	0
Against	448	37.46%	<div><div></div></div>	196	246	6	0	0
Total Votes Cast	1,196	100.00%	<div><div></div></div>	472	691	32	1	0
Overvotes	0			0	0	0	0	0
Undervotes	34			16	17	1	0	0
Contest Totals	1,230			488	708	33	1	0

### Proposition 3 – State of Texas

Vote For 1

	TOTAL	VOTE %		Election Day	Early Voting	Ballots By Mail	Provisional	Limited Ballot
For	939	78.18%	<div><div></div></div>	383	532	23	1	0
Against	262	21.82%	<div><div></div></div>	94	159	9	0	0
Total Votes Cast	1,201	100.00%	<div><div></div></div>	477	691	32	1	0
Overvotes	0			0	0	0	0	0
Undervotes	29			11	17	1	0	0
Contest Totals	1,230			488	708	33	1	0

### Proposition 4 – State of Texas

Vote For 1

	TOTAL	VOTE %		Election Day	Early Voting	Ballots By Mail	Provisional	Limited Ballot
For	1,101	90.77%	<div><div></div></div>	426	645	29	1	0
Against	112	9.23%	<div><div></div></div>	54	55	3	0	0
Total Votes Cast	1,213	100.00%	<div><div></div></div>	480	700	32	1	0
Overvotes	0			0	0	0	0	0
Undervotes	17			8	8	1	0	0
Contest Totals	1,230			488	708	33	1	0

## PCT 179

### Proposition 5 – State of Texas

Vote For 1

	TOTAL	VOTE %		Election Day	Early Voting	Ballots By Mail	Provisional	Limited Ballot
For	765	63.91%	<div><div></div></div>	287	457	20	1	0
Against	432	36.09%	<div><div></div></div>	186	234	12	0	0
Total Votes Cast	1,197	100.00%	<div><div></div></div>	473	691	32	1	0
Overvotes	0			0	0	0	0	0
Undervotes	33			15	17	1	0	0
Contest Totals	1,230			488	708	33	1	0

### Proposition 6 – State of Texas

Vote For 1

	TOTAL	VOTE %		Election Day	Early Voting	Ballots By Mail	Provisional	Limited Ballot
For	949	78.62%	<div><div></div></div>	366	557	25	1	0
Against	258	21.38%	<div><div></div></div>	115	136	7	0	0
Total Votes Cast	1,207	100.00%	<div><div></div></div>	481	693	32	1	0
Overvotes	0			0	0	0	0	0
Undervotes	23			7	15	1	0	0
Contest Totals	1,230			488	708	33	1	0

### Proposition 7 – State of Texas

Vote For 1

	TOTAL	VOTE %		Election Day	Early Voting	Ballots By Mail	Provisional	Limited Ballot
For	829	68.40%	<div><div></div></div>	324	488	16	1	0
Against	383	31.60%	<div><div></div></div>	155	212	16	0	0
Total Votes Cast	1,212	100.00%	<div><div></div></div>	479	700	32	1	0
Overvotes	0			0	0	0	0	0
Undervotes	18			9	8	1	0	0
Contest Totals	1,230			488	708	33	1	0

### Proposition 8 – State of Texas

Vote For 1

	TOTAL	VOTE %		Election Day	Early Voting	Ballots By Mail	Provisional	Limited Ballot
For	797	66.47%	<div><div></div></div>	292	481	23	1	0
Against	402	33.53%	<div><div></div></div>	179	214	9	0	0
Total Votes Cast	1,199	100.00%	<div><div></div></div>	471	695	32	1	0
Overvotes	0			0	0	0	0	0
Undervotes	31			17	13	1	0	0
Contest Totals	1,230			488	708	33	1	0

## PCT 179

### Proposition 9 – State of Texas

Vote For 1

	TOTAL	VOTE %		Election Day	Early Voting	Ballots By Mail	Provision al	Limited Ballot
For	977	80.28%	<div><div></div></div>	363	588	25	1	0
Against	240	19.72%	<div><div></div></div>	118	116	6	0	0
Total Votes Cast	1,217	100.00%	<div><div></div></div>	481	704	31	1	0
Overvotes	0			0	0	0	0	0
Undervotes	13			7	4	2	0	0
Contest Totals	1,230			488	708	33	1	0

### Proposition 10 – State of Texas

Vote For 1

	TOTAL	VOTE %		Election Day	Early Voting	Ballots By Mail	Provision al	Limited Ballot
For	652	54.88%	<div><div></div></div>	242	385	24	1	0
Against	536	45.12%	<div><div></div></div>	225	303	8	0	0
Total Votes Cast	1,188	100.00%	<div><div></div></div>	467	688	32	1	0
Overvotes	0			0	0	0	0	0
Undervotes	42			21	20	1	0	0
Contest Totals	1,230			488	708	33	1	0

### Proposition 11 – State of Texas

Vote For 1

	TOTAL	VOTE %		Election Day	Early Voting	Ballots By Mail	Provision al	Limited Ballot
For	743	64.66%	<div><div></div></div>	267	450	25	1	0
Against	406	35.34%	<div><div></div></div>	180	221	5	0	0
Total Votes Cast	1,149	100.00%	<div><div></div></div>	447	671	30	1	0
Overvotes	0			0	0	0	0	0
Undervotes	81			41	37	3	0	0
Contest Totals	1,230			488	708	33	1	0

### Proposition 12 – State of Texas

Vote For 1

	TOTAL	VOTE %		Election Day	Early Voting	Ballots By Mail	Provision al	Limited Ballot
For	774	70.17%	<div><div></div></div>	270	485	19	0	0
Against	329	29.83%	<div><div></div></div>	159	160	9	1	0
Total Votes Cast	1,103	100.00%	<div><div></div></div>	429	645	28	1	0
Overvotes	0			0	0	0	0	0
Undervotes	127			59	63	5	0	0
Contest Totals	1,230			488	708	33	1	0

## PCT 179

### Proposition 13 – State of Texas

Vote For 1

	TOTAL	VOTE %		Election Day	Early Voting	Ballots By Mail	Provisional	Limited Ballot
For	551	46.26%	<div><div></div></div>	211	326	14	0	0
Against	640	53.74%	<div><div></div></div>	261	360	18	1	0
Total Votes Cast	1,191	100.00%	<div><div></div></div>	472	686	32	1	0
Overvotes	0			0	0	0	0	0
Undervotes	39			16	22	1	0	0
Contest Totals	1,230			488	708	33	1	0

### Proposition 14 – State of Texas

Vote For 1

	TOTAL	VOTE %		Election Day	Early Voting	Ballots By Mail	Provisional	Limited Ballot
For	871	72.89%	<div><div></div></div>	328	513	29	1	0
Against	324	27.11%	<div><div></div></div>	141	179	4	0	0
Total Votes Cast	1,195	100.00%	<div><div></div></div>	469	692	33	1	0
Overvotes	0			0	0	0	0	0
Undervotes	35			19	16	0	0	0
Contest Totals	1,230			488	708	33	1	0

### Proposition A – Collin County

Vote For 1

	TOTAL	VOTE %		Election Day	Early Voting	Ballots By Mail	Provisional	Limited Ballot
For	631	53.07%	<div><div></div></div>	236	382	12	1	0
Against	558	46.93%	<div><div></div></div>	230	308	20	0	0
Total Votes Cast	1,189	100.00%	<div><div></div></div>	466	690	32	1	0
Overvotes	0			0	0	0	0	0
Undervotes	41			22	18	1	0	0
Contest Totals	1,230			488	708	33	1	0

### Proposition B – Collin County

Vote For 1

	TOTAL	VOTE %		Election Day	Early Voting	Ballots By Mail	Provisional	Limited Ballot
For	758	63.64%	<div><div></div></div>	292	449	16	1	0
Against	433	36.36%	<div><div></div></div>	178	238	17	0	0
Total Votes Cast	1,191	100.00%	<div><div></div></div>	470	687	33	1	0
Overvotes	0			0	0	0	0	0
Undervotes	39			18	21	0	0	0
Contest Totals	1,230			488	708	33	1	0

## PCT 179

### Proposition C – Collin County

Vote For 1

	TOTAL	VOTE %		Election Day	Early Voting	Ballots By Mail	Provisional	Limited Ballot
For	622	53.07%	<div><div></div></div>	250	358	14	0	0
Against	550	46.93%	<div><div></div></div>	215	316	18	1	0
Total Votes Cast	1,172	100.00%	<div><div></div></div>	465	674	32	1	0
Overvotes	0			0	0	0	0	0
Undervotes	58			23	34	1	0	0
Contest Totals	1,230			488	708	33	1	0

### Proposition D – Collin County

Vote For 1

	TOTAL	VOTE %		Election Day	Early Voting	Ballots By Mail	Provisional	Limited Ballot
For	714	60.36%	<div><div></div></div>	277	420	16	1	0
Against	469	39.64%	<div><div></div></div>	189	264	16	0	0
Total Votes Cast	1,183	100.00%	<div><div></div></div>	466	684	32	1	0
Overvotes	0			0	0	0	0	0
Undervotes	47			22	24	1	0	0
Contest Totals	1,230			488	708	33	1	0

### Proposition E – Collin County

Vote For 1

	TOTAL	VOTE %		Election Day	Early Voting	Ballots By Mail	Provisional	Limited Ballot
For	892	74.58%	<div><div></div></div>	347	518	26	1	0
Against	304	25.42%	<div><div></div></div>	125	172	7	0	0
Total Votes Cast	1,196	100.00%	<div><div></div></div>	472	690	33	1	0
Overvotes	0			0	0	0	0	0
Undervotes	34			16	18	0	0	0
Contest Totals	1,230			488	708	33	1	0



## PCT 180

### Proposition 1 – State of Texas

Vote For 1

	TOTAL	VOTE %		Election Day	Early Voting	Ballots By Mail	Provisional	Limited Ballot
For	359	79.25%	<div><div></div></div>	169	187	3	0	0
Against	94	20.75%	<div><div></div></div>	47	44	3	0	0
Total Votes Cast	453	100.00%	<div><div></div></div>	216	231	6	0	0
Overvotes	0			0	0	0	0	0
Undervotes	19			8	11	0	0	0
Contest Totals	472			224	242	6	0	0

### Proposition 2 – State of Texas

Vote For 1

	TOTAL	VOTE %		Election Day	Early Voting	Ballots By Mail	Provisional	Limited Ballot
For	287	65.38%	<div><div></div></div>	139	147	1	0	0
Against	152	34.62%	<div><div></div></div>	71	76	5	0	0
Total Votes Cast	439	100.00%	<div><div></div></div>	210	223	6	0	0
Overvotes	0			0	0	0	0	0
Undervotes	33			14	19	0	0	0
Contest Totals	472			224	242	6	0	0

### Proposition 3 – State of Texas

Vote For 1

	TOTAL	VOTE %		Election Day	Early Voting	Ballots By Mail	Provisional	Limited Ballot
For	298	67.73%	<div><div></div></div>	145	149	4	0	0
Against	142	32.27%	<div><div></div></div>	65	75	2	0	0
Total Votes Cast	440	100.00%	<div><div></div></div>	210	224	6	0	0
Overvotes	0			0	0	0	0	0
Undervotes	32			14	18	0	0	0
Contest Totals	472			224	242	6	0	0

### Proposition 4 – State of Texas

Vote For 1

	TOTAL	VOTE %		Election Day	Early Voting	Ballots By Mail	Provisional	Limited Ballot
For	373	84.01%	<div><div></div></div>	175	194	4	0	0
Against	71	15.99%	<div><div></div></div>	37	32	2	0	0
Total Votes Cast	444	100.00%	<div><div></div></div>	212	226	6	0	0
Overvotes	0			0	0	0	0	0
Undervotes	28			12	16	0	0	0
Contest Totals	472			224	242	6	0	0

## PCT 180

### Proposition 5 – State of Texas

Vote For 1

	TOTAL	VOTE %		Election Day	Early Voting	Ballots By Mail	Provisional	Limited Ballot
For	281	63.29%	<div><div></div></div>	136	142	3	0	0
Against	163	36.71%	<div><div></div></div>	77	83	3	0	0
Total Votes Cast	444	100.00%	<div><div></div></div>	213	225	6	0	0
Overvotes	0			0	0	0	0	0
Undervotes	28			11	17	0	0	0
Contest Totals	472			224	242	6	0	0

### Proposition 6 – State of Texas

Vote For 1

	TOTAL	VOTE %		Election Day	Early Voting	Ballots By Mail	Provisional	Limited Ballot
For	350	78.65%	<div><div></div></div>	168	178	4	0	0
Against	95	21.35%	<div><div></div></div>	44	49	2	0	0
Total Votes Cast	445	100.00%	<div><div></div></div>	212	227	6	0	0
Overvotes	0			0	0	0	0	0
Undervotes	27			12	15	0	0	0
Contest Totals	472			224	242	6	0	0

### Proposition 7 – State of Texas

Vote For 1

	TOTAL	VOTE %		Election Day	Early Voting	Ballots By Mail	Provisional	Limited Ballot
For	305	69.00%	<div><div></div></div>	147	155	3	0	0
Against	137	31.00%	<div><div></div></div>	64	70	3	0	0
Total Votes Cast	442	100.00%	<div><div></div></div>	211	225	6	0	0
Overvotes	0			0	0	0	0	0
Undervotes	30			13	17	0	0	0
Contest Totals	472			224	242	6	0	0

### Proposition 8 – State of Texas

Vote For 1

	TOTAL	VOTE %		Election Day	Early Voting	Ballots By Mail	Provisional	Limited Ballot
For	307	68.83%	<div><div></div></div>	147	157	3	0	0
Against	139	31.17%	<div><div></div></div>	66	70	3	0	0
Total Votes Cast	446	100.00%	<div><div></div></div>	213	227	6	0	0
Overvotes	0			0	0	0	0	0
Undervotes	26			11	15	0	0	0
Contest Totals	472			224	242	6	0	0

## PCT 180

### Proposition 9 – State of Texas

Vote For 1

	TOTAL	VOTE %		Election Day	Early Voting	Ballots By Mail	Provisional	Limited Ballot
For	376	82.82%	<div><div></div></div>	182	189	5	0	0
Against	78	17.18%	<div><div></div></div>	36	41	1	0	0
Total Votes Cast	454	100.00%	<div><div></div></div>	218	230	6	0	0
Overvotes	0			0	0	0	0	0
Undervotes	18			6	12	0	0	0
Contest Totals	472			224	242	6	0	0

### Proposition 10 – State of Texas

Vote For 1

	TOTAL	VOTE %		Election Day	Early Voting	Ballots By Mail	Provisional	Limited Ballot
For	217	50.00%	<div><div></div></div>	102	114	1	0	0
Against	217	50.00%	<div><div></div></div>	107	105	5	0	0
Total Votes Cast	434	100.00%	<div><div></div></div>	209	219	6	0	0
Overvotes	0			0	0	0	0	0
Undervotes	38			15	23	0	0	0
Contest Totals	472			224	242	6	0	0

### Proposition 11 – State of Texas

Vote For 1

	TOTAL	VOTE %		Election Day	Early Voting	Ballots By Mail	Provisional	Limited Ballot
For	280	66.04%	<div><div></div></div>	142	136	2	0	0
Against	144	33.96%	<div><div></div></div>	65	75	4	0	0
Total Votes Cast	424	100.00%	<div><div></div></div>	207	211	6	0	0
Overvotes	0			0	0	0	0	0
Undervotes	48			17	31	0	0	0
Contest Totals	472			224	242	6	0	0

### Proposition 12 – State of Texas

Vote For 1

	TOTAL	VOTE %		Election Day	Early Voting	Ballots By Mail	Provisional	Limited Ballot
For	199	50.25%	<div><div></div></div>	89	107	3	0	0
Against	197	49.75%	<div><div></div></div>	98	96	3	0	0
Total Votes Cast	396	100.00%	<div><div></div></div>	187	203	6	0	0
Overvotes	0			0	0	0	0	0
Undervotes	76			37	39	0	0	0
Contest Totals	472			224	242	6	0	0

## PCT 180

### Proposition 13 – State of Texas

Vote For 1

	TOTAL	VOTE %		Election Day	Early Voting	Ballots By Mail	Provisional	Limited Ballot
For	143	33.26%	<div><div></div></div>	63	80	0	0	0
Against	287	66.74%	<div><div></div></div>	140	142	5	0	0
Total Votes Cast	430	100.00%	<div><div></div></div>	203	222	5	0	0
Overvotes	0			0	0	0	0	0
Undervotes	42			21	20	1	0	0
Contest Totals	472			224	242	6	0	0

### Proposition 14 – State of Texas

Vote For 1

	TOTAL	VOTE %		Election Day	Early Voting	Ballots By Mail	Provisional	Limited Ballot
For	349	77.90%	<div><div></div></div>	165	181	3	0	0
Against	99	22.10%	<div><div></div></div>	48	48	3	0	0
Total Votes Cast	448	100.00%	<div><div></div></div>	213	229	6	0	0
Overvotes	0			0	0	0	0	0
Undervotes	24			11	13	0	0	0
Contest Totals	472			224	242	6	0	0

### Proposition A – Collin County

Vote For 1

	TOTAL	VOTE %		Election Day	Early Voting	Ballots By Mail	Provisional	Limited Ballot
For	211	48.06%	<div><div></div></div>	94	115	2	0	0
Against	228	51.94%	<div><div></div></div>	119	105	4	0	0
Total Votes Cast	439	100.00%	<div><div></div></div>	213	220	6	0	0
Overvotes	0			0	0	0	0	0
Undervotes	33			11	22	0	0	0
Contest Totals	472			224	242	6	0	0

### Proposition B – Collin County

Vote For 1

	TOTAL	VOTE %		Election Day	Early Voting	Ballots By Mail	Provisional	Limited Ballot
For	284	63.96%	<div><div></div></div>	136	146	2	0	0
Against	160	36.04%	<div><div></div></div>	75	81	4	0	0
Total Votes Cast	444	100.00%	<div><div></div></div>	211	227	6	0	0
Overvotes	0			0	0	0	0	0
Undervotes	28			13	15	0	0	0
Contest Totals	472			224	242	6	0	0

## PCT 180

### Proposition C – Collin County

Vote For 1

	TOTAL	VOTE %		Election Day	Early Voting	Ballots By Mail	Provisional	Limited Ballot
For	244	55.84%	<div><div></div></div>	114	129	1	0	0
Against	193	44.16%	<div><div></div></div>	94	94	5	0	0
Total Votes Cast	437	100.00%	<div><div></div></div>	208	223	6	0	0
Overvotes	0			0	0	0	0	0
Undervotes	35			16	19	0	0	0
Contest Totals	472			224	242	6	0	0

### Proposition D – Collin County

Vote For 1

	TOTAL	VOTE %		Election Day	Early Voting	Ballots By Mail	Provisional	Limited Ballot
For	288	65.16%	<div><div></div></div>	140	147	1	0	0
Against	154	34.84%	<div><div></div></div>	72	77	5	0	0
Total Votes Cast	442	100.00%	<div><div></div></div>	212	224	6	0	0
Overvotes	0			0	0	0	0	0
Undervotes	30			12	18	0	0	0
Contest Totals	472			224	242	6	0	0

### Proposition E – Collin County

Vote For 1

	TOTAL	VOTE %		Election Day	Early Voting	Ballots By Mail	Provisional	Limited Ballot
For	332	74.44%	<div><div></div></div>	158	169	5	0	0
Against	114	25.56%	<div><div></div></div>	57	56	1	0	0
Total Votes Cast	446	100.00%	<div><div></div></div>	215	225	6	0	0
Overvotes	0			0	0	0	0	0
Undervotes	26			9	17	0	0	0
Contest Totals	472			224	242	6	0	0

### Proposition A – Prosper ISD

Vote For 1

	TOTAL	VOTE %		Election Day	Early Voting	Ballots By Mail	Provisional	Limited Ballot
FOR	259	56.06%	<div><div></div></div>	124	132	3	0	0
AGAINST	203	43.94%	<div><div></div></div>	94	106	3	0	0
Total Votes Cast	462	100.00%	<div><div></div></div>	218	238	6	0	0
Overvotes	0			0	0	0	0	0
Undervotes	10			6	4	0	0	0
Contest Totals	472			224	242	6	0	0

## PCT 180

### Proposition B – Prosper ISD

Vote For 1

	TOTAL	VOTE %		Election Day	Early Voting	Ballots By Mail	Provisional	Limited Ballot
FOR	253	54.88%	<div><div></div></div>	123	129	1	0	0
AGAINST	208	45.12%	<div><div></div></div>	95	108	5	0	0
Total Votes Cast	461	100.00%	<div><div></div></div>	218	237	6	0	0
Overvotes	0			0	0	0	0	0
Undervotes	11			6	5	0	0	0
Contest Totals	472			224	242	6	0	0

### Proposition C – Prosper ISD

Vote For 1

	TOTAL	VOTE %		Election Day	Early Voting	Ballots By Mail	Provisional	Limited Ballot
FOR	170	37.04%	<div><div></div></div>	77	93	0	0	0
AGAINST	289	62.96%	<div><div></div></div>	139	144	6	0	0
Total Votes Cast	459	100.00%	<div><div></div></div>	216	237	6	0	0
Overvotes	0			0	0	0	0	0
Undervotes	13			8	5	0	0	0
Contest Totals	472			224	242	6	0	0

### Proposition D – Prosper ISD

Vote For 1

	TOTAL	VOTE %		Election Day	Early Voting	Ballots By Mail	Provisional	Limited Ballot
FOR	230	49.89%	<div><div></div></div>	108	121	1	0	0
AGAINST	231	50.11%	<div><div></div></div>	109	117	5	0	0
Total Votes Cast	461	100.00%	<div><div></div></div>	217	238	6	0	0
Overvotes	0			0	0	0	0	0
Undervotes	11			7	4	0	0	0
Contest Totals	472			224	242	6	0	0

## PCT 181

### Proposition 1 – State of Texas

Vote For 1

	TOTAL	VOTE %		Election Day	Early Voting	Ballots By Mail	Provisional	Limited Ballot
For	241	82.53%	<div><div></div></div>	137	102	2	0	0
Against	51	17.47%	<div><div></div></div>	23	28	0	0	0
Total Votes Cast	292	100.00%	<div><div></div></div>	160	130	2	0	0
Overvotes	0			0	0	0	0	0
Undervotes	4			3	1	0	0	0
Contest Totals	296			163	131	2	0	0

### Proposition 2 – State of Texas

Vote For 1

	TOTAL	VOTE %		Election Day	Early Voting	Ballots By Mail	Provisional	Limited Ballot
For	175	60.98%	<div><div></div></div>	103	70	2	0	0
Against	112	39.02%	<div><div></div></div>	55	57	0	0	0
Total Votes Cast	287	100.00%	<div><div></div></div>	158	127	2	0	0
Overvotes	0			0	0	0	0	0
Undervotes	9			5	4	0	0	0
Contest Totals	296			163	131	2	0	0

### Proposition 3 – State of Texas

Vote For 1

	TOTAL	VOTE %		Election Day	Early Voting	Ballots By Mail	Provisional	Limited Ballot
For	215	73.63%	<div><div></div></div>	117	96	2	0	0
Against	77	26.37%	<div><div></div></div>	43	34	0	0	0
Total Votes Cast	292	100.00%	<div><div></div></div>	160	130	2	0	0
Overvotes	0			0	0	0	0	0
Undervotes	4			3	1	0	0	0
Contest Totals	296			163	131	2	0	0

### Proposition 4 – State of Texas

Vote For 1

	TOTAL	VOTE %		Election Day	Early Voting	Ballots By Mail	Provisional	Limited Ballot
For	260	88.44%	<div><div></div></div>	141	117	2	0	0
Against	34	11.56%	<div><div></div></div>	22	12	0	0	0
Total Votes Cast	294	100.00%	<div><div></div></div>	163	129	2	0	0
Overvotes	0			0	0	0	0	0
Undervotes	2			0	2	0	0	0
Contest Totals	296			163	131	2	0	0

## PCT 181

### Proposition 5 – State of Texas

Vote For 1

	TOTAL	VOTE %		Election Day	Early Voting	Ballots By Mail	Provisional	Limited Ballot
For	158	55.05%	<div><div></div></div>	87	69	2	0	0
Against	129	44.95%	<div><div></div></div>	72	57	0	0	0
Total Votes Cast	287	100.00%	<div><div></div></div>	159	126	2	0	0
Overvotes	0			0	0	0	0	0
Undervotes	9			4	5	0	0	0
Contest Totals	296			163	131	2	0	0

### Proposition 6 – State of Texas

Vote For 1

	TOTAL	VOTE %		Election Day	Early Voting	Ballots By Mail	Provisional	Limited Ballot
For	230	78.77%	<div><div></div></div>	134	94	2	0	0
Against	62	21.23%	<div><div></div></div>	27	35	0	0	0
Total Votes Cast	292	100.00%	<div><div></div></div>	161	129	2	0	0
Overvotes	0			0	0	0	0	0
Undervotes	4			2	2	0	0	0
Contest Totals	296			163	131	2	0	0

### Proposition 7 – State of Texas

Vote For 1

	TOTAL	VOTE %		Election Day	Early Voting	Ballots By Mail	Provisional	Limited Ballot
For	208	70.75%	<div><div></div></div>	119	87	2	0	0
Against	86	29.25%	<div><div></div></div>	42	44	0	0	0
Total Votes Cast	294	100.00%	<div><div></div></div>	161	131	2	0	0
Overvotes	0			0	0	0	0	0
Undervotes	2			2	0	0	0	0
Contest Totals	296			163	131	2	0	0

### Proposition 8 – State of Texas

Vote For 1

	TOTAL	VOTE %		Election Day	Early Voting	Ballots By Mail	Provisional	Limited Ballot
For	184	63.67%	<div><div></div></div>	102	80	2	0	0
Against	105	36.33%	<div><div></div></div>	59	46	0	0	0
Total Votes Cast	289	100.00%	<div><div></div></div>	161	126	2	0	0
Overvotes	0			0	0	0	0	0
Undervotes	7			2	5	0	0	0
Contest Totals	296			163	131	2	0	0



## PCT 181

### Proposition 9 – State of Texas

Vote For 1

	TOTAL	VOTE %		Election Day	Early Voting	Ballots By Mail	Provisional	Limited Ballot
For	235	79.93%	<div><div></div></div>	133	100	2	0	0
Against	59	20.07%	<div><div></div></div>	29	30	0	0	0
Total Votes Cast	294	100.00%	<div><div></div></div>	162	130	2	0	0
Overvotes	0			0	0	0	0	0
Undervotes	2			1	1	0	0	0
Contest Totals	296			163	131	2	0	0

### Proposition 10 – State of Texas

Vote For 1

	TOTAL	VOTE %		Election Day	Early Voting	Ballots By Mail	Provisional	Limited Ballot
For	146	50.17%	<div><div></div></div>	84	60	2	0	0
Against	145	49.83%	<div><div></div></div>	75	70	0	0	0
Total Votes Cast	291	100.00%	<div><div></div></div>	159	130	2	0	0
Overvotes	0			0	0	0	0	0
Undervotes	5			4	1	0	0	0
Contest Totals	296			163	131	2	0	0

### Proposition 11 – State of Texas

Vote For 1

	TOTAL	VOTE %		Election Day	Early Voting	Ballots By Mail	Provisional	Limited Ballot
For	139	50.92%	<div><div></div></div>	80	57	2	0	0
Against	134	49.08%	<div><div></div></div>	71	63	0	0	0
Total Votes Cast	273	100.00%	<div><div></div></div>	151	120	2	0	0
Overvotes	0			0	0	0	0	0
Undervotes	23			12	11	0	0	0
Contest Totals	296			163	131	2	0	0

### Proposition 12 – State of Texas

Vote For 1

	TOTAL	VOTE %		Election Day	Early Voting	Ballots By Mail	Provisional	Limited Ballot
For	151	57.20%	<div><div></div></div>	82	67	2	0	0
Against	113	42.80%	<div><div></div></div>	62	51	0	0	0
Total Votes Cast	264	100.00%	<div><div></div></div>	144	118	2	0	0
Overvotes	0			0	0	0	0	0
Undervotes	32			19	13	0	0	0
Contest Totals	296			163	131	2	0	0

## PCT 181

### Proposition 13 – State of Texas

Vote For 1

	TOTAL	VOTE %		Election Day	Early Voting	Ballots By Mail	Provisional	Limited Ballot
For	99	34.49%	<div><div></div></div>	55	44	0	0	0
Against	188	65.51%	<div><div></div></div>	103	83	2	0	0
Total Votes Cast	287	100.00%	<div><div></div></div>	158	127	2	0	0
Overvotes	0			0	0	0	0	0
Undervotes	9			5	4	0	0	0
Contest Totals	296			163	131	2	0	0

### Proposition 14 – State of Texas

Vote For 1

	TOTAL	VOTE %		Election Day	Early Voting	Ballots By Mail	Provisional	Limited Ballot
For	210	72.66%	<div><div></div></div>	119	89	2	0	0
Against	79	27.34%	<div><div></div></div>	39	40	0	0	0
Total Votes Cast	289	100.00%	<div><div></div></div>	158	129	2	0	0
Overvotes	0			0	0	0	0	0
Undervotes	7			5	2	0	0	0
Contest Totals	296			163	131	2	0	0

### Proposition A – Collin County

Vote For 1

	TOTAL	VOTE %		Election Day	Early Voting	Ballots By Mail	Provisional	Limited Ballot
For	139	48.60%	<div><div></div></div>	79	58	2	0	0
Against	147	51.40%	<div><div></div></div>	78	69	0	0	0
Total Votes Cast	286	100.00%	<div><div></div></div>	157	127	2	0	0
Overvotes	0			0	0	0	0	0
Undervotes	10			6	4	0	0	0
Contest Totals	296			163	131	2	0	0

### Proposition B – Collin County

Vote For 1

	TOTAL	VOTE %		Election Day	Early Voting	Ballots By Mail	Provisional	Limited Ballot
For	167	58.19%	<div><div></div></div>	93	72	2	0	0
Against	120	41.81%	<div><div></div></div>	65	55	0	0	0
Total Votes Cast	287	100.00%	<div><div></div></div>	158	127	2	0	0
Overvotes	0			0	0	0	0	0
Undervotes	9			5	4	0	0	0
Contest Totals	296			163	131	2	0	0

## PCT 181

### Proposition C – Collin County

Vote For 1

	TOTAL	VOTE %		Election Day	Early Voting	Ballots By Mail	Provisional	Limited Ballot
For	137	47.90%	<div><div></div></div>	78	57	2	0	0
Against	149	52.10%	<div><div></div></div>	80	69	0	0	0
Total Votes Cast	286	100.00%	<div><div></div></div>	158	126	2	0	0
Overvotes	0			0	0	0	0	0
Undervotes	10			5	5	0	0	0
Contest Totals	296			163	131	2	0	0

### Proposition D – Collin County

Vote For 1

	TOTAL	VOTE %		Election Day	Early Voting	Ballots By Mail	Provisional	Limited Ballot
For	141	49.30%	<div><div></div></div>	78	61	2	0	0
Against	145	50.70%	<div><div></div></div>	79	66	0	0	0
Total Votes Cast	286	100.00%	<div><div></div></div>	157	127	2	0	0
Overvotes	0			0	0	0	0	0
Undervotes	10			6	4	0	0	0
Contest Totals	296			163	131	2	0	0

### Proposition E – Collin County

Vote For 1

	TOTAL	VOTE %		Election Day	Early Voting	Ballots By Mail	Provisional	Limited Ballot
For	201	70.03%	<div><div></div></div>	110	89	2	0	0
Against	86	29.97%	<div><div></div></div>	47	39	0	0	0
Total Votes Cast	287	100.00%	<div><div></div></div>	157	128	2	0	0
Overvotes	0			0	0	0	0	0
Undervotes	9			6	3	0	0	0
Contest Totals	296			163	131	2	0	0

## PCT 182

### Proposition 1 – State of Texas

Vote For 1

	TOTAL	VOTE %		Election Day	Early Voting	Ballots By Mail	Provision al	Limited Ballot
For	388	68.92%	<div><div></div></div>	176	205	7	0	0
Against	175	31.08%	<div><div></div></div>	77	98	0	0	0
Total Votes Cast	563	100.00%	<div><div></div></div>	253	303	7	0	0
Overvotes	0			0	0	0	0	0
Undervotes	20			12	8	0	0	0
Contest Totals	583			265	311	7	0	0

### Proposition 2 – State of Texas

Vote For 1

	TOTAL	VOTE %		Election Day	Early Voting	Ballots By Mail	Provision al	Limited Ballot
For	338	60.90%	<div><div></div></div>	163	169	6	0	0
Against	217	39.10%	<div><div></div></div>	89	127	1	0	0
Total Votes Cast	555	100.00%	<div><div></div></div>	252	296	7	0	0
Overvotes	0			0	0	0	0	0
Undervotes	28			13	15	0	0	0
Contest Totals	583			265	311	7	0	0

### Proposition 3 – State of Texas

Vote For 1

	TOTAL	VOTE %		Election Day	Early Voting	Ballots By Mail	Provision al	Limited Ballot
For	383	68.15%	<div><div></div></div>	149	227	7	0	0
Against	179	31.85%	<div><div></div></div>	103	76	0	0	0
Total Votes Cast	562	100.00%	<div><div></div></div>	252	303	7	0	0
Overvotes	0			0	0	0	0	0
Undervotes	21			13	8	0	0	0
Contest Totals	583			265	311	7	0	0

### Proposition 4 – State of Texas

Vote For 1

	TOTAL	VOTE %		Election Day	Early Voting	Ballots By Mail	Provision al	Limited Ballot
For	465	82.45%	<div><div></div></div>	204	254	7	0	0
Against	99	17.55%	<div><div></div></div>	51	48	0	0	0
Total Votes Cast	564	100.00%	<div><div></div></div>	255	302	7	0	0
Overvotes	0			0	0	0	0	0
Undervotes	19			10	9	0	0	0
Contest Totals	583			265	311	7	0	0

## PCT 182

### Proposition 5 – State of Texas

Vote For 1

	TOTAL	VOTE %		Election Day	Early Voting	Ballots By Mail	Provisional	Limited Ballot
For	357	63.52%	<div><div></div></div>	167	184	6	0	0
Against	205	36.48%	<div><div></div></div>	90	114	1	0	0
Total Votes Cast	562	100.00%	<div><div></div></div>	257	298	7	0	0
Overvotes	0			0	0	0	0	0
Undervotes	21			8	13	0	0	0
Contest Totals	583			265	311	7	0	0

### Proposition 6 – State of Texas

Vote For 1

	TOTAL	VOTE %		Election Day	Early Voting	Ballots By Mail	Provisional	Limited Ballot
For	456	81.14%	<div><div></div></div>	215	235	6	0	0
Against	106	18.86%	<div><div></div></div>	42	64	0	0	0
Total Votes Cast	562	100.00%	<div><div></div></div>	257	299	6	0	0
Overvotes	0			0	0	0	0	0
Undervotes	21			8	12	1	0	0
Contest Totals	583			265	311	7	0	0

### Proposition 7 – State of Texas

Vote For 1

	TOTAL	VOTE %		Election Day	Early Voting	Ballots By Mail	Provisional	Limited Ballot
For	369	65.31%	<div><div></div></div>	163	199	7	0	0
Against	196	34.69%	<div><div></div></div>	93	103	0	0	0
Total Votes Cast	565	100.00%	<div><div></div></div>	256	302	7	0	0
Overvotes	0			0	0	0	0	0
Undervotes	18			9	9	0	0	0
Contest Totals	583			265	311	7	0	0

### Proposition 8 – State of Texas

Vote For 1

	TOTAL	VOTE %		Election Day	Early Voting	Ballots By Mail	Provisional	Limited Ballot
For	405	72.45%	<div><div></div></div>	192	206	7	0	0
Against	154	27.55%	<div><div></div></div>	63	91	0	0	0
Total Votes Cast	559	100.00%	<div><div></div></div>	255	297	7	0	0
Overvotes	0			0	0	0	0	0
Undervotes	24			10	14	0	0	0
Contest Totals	583			265	311	7	0	0

## PCT 182

### Proposition 9 – State of Texas

Vote For 1

	TOTAL	VOTE %		Election Day	Early Voting	Ballots By Mail	Provisional	Limited Ballot
For	452	80.14%	<div><div></div></div>	211	235	6	0	0
Against	112	19.86%	<div><div></div></div>	45	66	1	0	0
Total Votes Cast	564	100.00%	<div><div></div></div>	256	301	7	0	0
Overvotes	0			0	0	0	0	0
Undervotes	19			9	10	0	0	0
Contest Totals	583			265	311	7	0	0

### Proposition 10 – State of Texas

Vote For 1

	TOTAL	VOTE %		Election Day	Early Voting	Ballots By Mail	Provisional	Limited Ballot
For	267	48.63%	<div><div></div></div>	112	149	6	0	0
Against	282	51.37%	<div><div></div></div>	136	145	1	0	0
Total Votes Cast	549	100.00%	<div><div></div></div>	248	294	7	0	0
Overvotes	0			0	0	0	0	0
Undervotes	34			17	17	0	0	0
Contest Totals	583			265	311	7	0	0

### Proposition 11 – State of Texas

Vote For 1

	TOTAL	VOTE %		Election Day	Early Voting	Ballots By Mail	Provisional	Limited Ballot
For	336	62.11%	<div><div></div></div>	165	166	5	0	0
Against	205	37.89%	<div><div></div></div>	80	124	1	0	0
Total Votes Cast	541	100.00%	<div><div></div></div>	245	290	6	0	0
Overvotes	0			0	0	0	0	0
Undervotes	42			20	21	1	0	0
Contest Totals	583			265	311	7	0	0

### Proposition 12 – State of Texas

Vote For 1

	TOTAL	VOTE %		Election Day	Early Voting	Ballots By Mail	Provisional	Limited Ballot
For	267	53.83%	<div><div></div></div>	102	163	2	0	0
Against	229	46.17%	<div><div></div></div>	119	107	3	0	0
Total Votes Cast	496	100.00%	<div><div></div></div>	221	270	5	0	0
Overvotes	0			0	0	0	0	0
Undervotes	87			44	41	2	0	0
Contest Totals	583			265	311	7	0	0

## PCT 182

### Proposition 13 – State of Texas

Vote For 1

	TOTAL	VOTE %		Election Day	Early Voting	Ballots By Mail	Provisional	Limited Ballot
For	193	34.96%	<div><div></div></div>	79	109	5	0	0
Against	359	65.04%	<div><div></div></div>	168	189	2	0	0
Total Votes Cast	552	100.00%	<div><div></div></div>	247	298	7	0	0
Overvotes	0			0	0	0	0	0
Undervotes	31			18	13	0	0	0
Contest Totals	583			265	311	7	0	0

### Proposition 14 – State of Texas

Vote For 1

	TOTAL	VOTE %		Election Day	Early Voting	Ballots By Mail	Provisional	Limited Ballot
For	429	76.88%	<div><div></div></div>	199	223	7	0	0
Against	129	23.12%	<div><div></div></div>	51	78	0	0	0
Total Votes Cast	558	100.00%	<div><div></div></div>	250	301	7	0	0
Overvotes	0			0	0	0	0	0
Undervotes	25			15	10	0	0	0
Contest Totals	583			265	311	7	0	0

### Proposition A – Collin County

Vote For 1

	TOTAL	VOTE %		Election Day	Early Voting	Ballots By Mail	Provisional	Limited Ballot
For	312	55.91%	<div><div></div></div>	134	173	5	0	0
Against	246	44.09%	<div><div></div></div>	117	127	2	0	0
Total Votes Cast	558	100.00%	<div><div></div></div>	251	300	7	0	0
Overvotes	0			0	0	0	0	0
Undervotes	25			14	11	0	0	0
Contest Totals	583			265	311	7	0	0

### Proposition B – Collin County

Vote For 1

	TOTAL	VOTE %		Election Day	Early Voting	Ballots By Mail	Provisional	Limited Ballot
For	370	66.31%	<div><div></div></div>	174	190	6	0	0
Against	188	33.69%	<div><div></div></div>	80	107	1	0	0
Total Votes Cast	558	100.00%	<div><div></div></div>	254	297	7	0	0
Overvotes	0			0	0	0	0	0
Undervotes	25			11	14	0	0	0
Contest Totals	583			265	311	7	0	0

## PCT 182

### Proposition C – Collin County

Vote For 1

	TOTAL	VOTE %		Election Day	Early Voting	Ballots By Mail	Provisional	Limited Ballot
For	313	56.70%	<div><div></div><div></div></div>	137	169	7	0	0
Against	239	43.30%	<div><div></div><div></div></div>	115	124	0	0	0
Total Votes Cast	552	100.00%	<div><div></div><div></div></div>	252	293	7	0	0
Overvotes	0			0	0	0	0	0
Undervotes	31			13	18	0	0	0
Contest Totals	583			265	311	7	0	0

### Proposition D – Collin County

Vote For 1

	TOTAL	VOTE %		Election Day	Early Voting	Ballots By Mail	Provisional	Limited Ballot
For	353	63.60%	<div><div></div><div></div></div>	168	180	5	0	0
Against	202	36.40%	<div><div></div><div></div></div>	85	116	1	0	0
Total Votes Cast	555	100.00%	<div><div></div><div></div></div>	253	296	6	0	0
Overvotes	0			0	0	0	0	0
Undervotes	28			12	15	1	0	0
Contest Totals	583			265	311	7	0	0

### Proposition E – Collin County

Vote For 1

	TOTAL	VOTE %		Election Day	Early Voting	Ballots By Mail	Provisional	Limited Ballot
For	412	73.97%	<div><div></div><div></div></div>	191	215	6	0	0
Against	145	26.03%	<div><div></div><div></div></div>	63	82	0	0	0
Total Votes Cast	557	100.00%	<div><div></div><div></div></div>	254	297	6	0	0
Overvotes	0			0	0	0	0	0
Undervotes	26			11	14	1	0	0
Contest Totals	583			265	311	7	0	0

### Proposition A – City of Allen

Vote For 1

	TOTAL	VOTE %		Election Day	Early Voting	Ballots By Mail	Provisional	Limited Ballot
For	443	77.86%	<div><div></div><div></div></div>	204	233	6	0	0
Against	126	22.14%	<div><div></div><div></div></div>	54	72	0	0	0
Total Votes Cast	569	100.00%	<div><div></div><div></div></div>	258	305	6	0	0
Overvotes	0			0	0	0	0	0
Undervotes	14			7	6	1	0	0
Contest Totals	583			265	311	7	0	0



## PCT 182

### Proposition B – City of Allen

Vote For 1

	TOTAL	VOTE %		Election Day	Early Voting	Ballots By Mail	Provisional	Limited Ballot
For	323	57.58%	<div><div></div></div>	149	169	5	0	0
Against	238	42.42%	<div><div></div></div>	103	133	2	0	0
Total Votes Cast	561	100.00%	<div><div></div></div>	252	302	7	0	0
Overvotes	0			0	0	0	0	0
Undervotes	22			13	9	0	0	0
Contest Totals	583			265	311	7	0	0

### Proposition C – City of Allen

Vote For 1

	TOTAL	VOTE %		Election Day	Early Voting	Ballots By Mail	Provisional	Limited Ballot
For	281	50.27%	<div><div></div></div>	130	146	5	0	0
Against	278	49.73%	<div><div></div></div>	122	155	1	0	0
Total Votes Cast	559	100.00%	<div><div></div></div>	252	301	6	0	0
Overvotes	0			0	0	0	0	0
Undervotes	24			13	10	1	0	0
Contest Totals	583			265	311	7	0	0

### Proposition D – City of Allen

Vote For 1

	TOTAL	VOTE %		Election Day	Early Voting	Ballots By Mail	Provisional	Limited Ballot
For	363	63.91%	<div><div></div></div>	172	184	7	0	0
Against	205	36.09%	<div><div></div></div>	83	122	0	0	0
Total Votes Cast	568	100.00%	<div><div></div></div>	255	306	7	0	0
Overvotes	0			0	0	0	0	0
Undervotes	15			10	5	0	0	0
Contest Totals	583			265	311	7	0	0

### Proposition E – City of Allen

Vote For 1

	TOTAL	VOTE %		Election Day	Early Voting	Ballots By Mail	Provisional	Limited Ballot
For	354	62.11%	<div><div></div></div>	146	201	7	0	0
Against	216	37.89%	<div><div></div></div>	109	107	0	0	0
Total Votes Cast	570	100.00%	<div><div></div></div>	255	308	7	0	0
Overvotes	0			0	0	0	0	0
Undervotes	13			10	3	0	0	0
Contest Totals	583			265	311	7	0	0

## PCT 183

### Proposition 1 – State of Texas

Vote For 1

	TOTAL	VOTE %		Election Day	Early Voting	Ballots By Mail	Provision al	Limited Ballot
For	12	92.31%	<div><div></div></div>	9	3	0	0	0
Against	1	7.69%	<div><div></div></div>	1	0	0	0	0
Total Votes Cast	13	100.00%	<div><div></div></div>	10	3	0	0	0
Overvotes	0			0	0	0	0	0
Undervotes	0			0	0	0	0	0
Contest Totals	13			10	3	0	0	0

### Proposition 2 – State of Texas

Vote For 1

	TOTAL	VOTE %		Election Day	Early Voting	Ballots By Mail	Provision al	Limited Ballot
For	6	50.00%	<div><div></div></div>	3	3	0	0	0
Against	6	50.00%	<div><div></div></div>	6	0	0	0	0
Total Votes Cast	12	100.00%	<div><div></div></div>	9	3	0	0	0
Overvotes	0			0	0	0	0	0
Undervotes	1			1	0	0	0	0
Contest Totals	13			10	3	0	0	0

### Proposition 3 – State of Texas

Vote For 1

	TOTAL	VOTE %		Election Day	Early Voting	Ballots By Mail	Provision al	Limited Ballot
For	13	100.00%	<div><div></div></div>	10	3	0	0	0
Against	0	0.00%	<div><div></div></div>	0	0	0	0	0
Total Votes Cast	13	100.00%	<div><div></div></div>	10	3	0	0	0
Overvotes	0			0	0	0	0	0
Undervotes	0			0	0	0	0	0
Contest Totals	13			10	3	0	0	0

### Proposition 4 – State of Texas

Vote For 1

	TOTAL	VOTE %		Election Day	Early Voting	Ballots By Mail	Provision al	Limited Ballot
For	13	100.00%	<div><div></div></div>	10	3	0	0	0
Against	0	0.00%	<div><div></div></div>	0	0	0	0	0
Total Votes Cast	13	100.00%	<div><div></div></div>	10	3	0	0	0
Overvotes	0			0	0	0	0	0
Undervotes	0			0	0	0	0	0
Contest Totals	13			10	3	0	0	0

## PCT 183

### Proposition 5 – State of Texas

Vote For 1

	TOTAL	VOTE %		Election Day	Early Voting	Ballots By Mail	Provision al	Limited Ballot
For	3	25.00%	<div><div></div></div>	1	2	0	0	0
Against	9	75.00%	<div><div></div></div>	8	1	0	0	0
Total Votes Cast	12	100.00%	<div><div></div></div>	9	3	0	0	0
Overvotes	0			0	0	0	0	0
Undervotes	1			1	0	0	0	0
Contest Totals	13			10	3	0	0	0

### Proposition 6 – State of Texas

Vote For 1

	TOTAL	VOTE %		Election Day	Early Voting	Ballots By Mail	Provision al	Limited Ballot
For	6	46.15%	<div><div></div></div>	4	2	0	0	0
Against	7	53.85%	<div><div></div></div>	6	1	0	0	0
Total Votes Cast	13	100.00%	<div><div></div></div>	10	3	0	0	0
Overvotes	0			0	0	0	0	0
Undervotes	0			0	0	0	0	0
Contest Totals	13			10	3	0	0	0

### Proposition 7 – State of Texas

Vote For 1

	TOTAL	VOTE %		Election Day	Early Voting	Ballots By Mail	Provision al	Limited Ballot
For	6	46.15%	<div><div></div></div>	4	2	0	0	0
Against	7	53.85%	<div><div></div></div>	6	1	0	0	0
Total Votes Cast	13	100.00%	<div><div></div></div>	10	3	0	0	0
Overvotes	0			0	0	0	0	0
Undervotes	0			0	0	0	0	0
Contest Totals	13			10	3	0	0	0

### Proposition 8 – State of Texas

Vote For 1

	TOTAL	VOTE %		Election Day	Early Voting	Ballots By Mail	Provision al	Limited Ballot
For	7	53.85%	<div><div></div></div>	4	3	0	0	0
Against	6	46.15%	<div><div></div></div>	6	0	0	0	0
Total Votes Cast	13	100.00%	<div><div></div></div>	10	3	0	0	0
Overvotes	0			0	0	0	0	0
Undervotes	0			0	0	0	0	0
Contest Totals	13			10	3	0	0	0

## PCT 183

### Proposition 9 – State of Texas

Vote For 1

	TOTAL	VOTE %		Election Day	Early Voting	Ballots By Mail	Provisional	Limited Ballot
For	7	58.33%	<div><div></div></div>	6	1	0	0	0
Against	5	41.67%	<div><div></div></div>	3	2	0	0	0
Total Votes Cast	12	100.00%	<div><div></div></div>	9	3	0	0	0
Overvotes	0			0	0	0	0	0
Undervotes	1			1	0	0	0	0
Contest Totals	13			10	3	0	0	0

### Proposition 10 – State of Texas

Vote For 1

	TOTAL	VOTE %		Election Day	Early Voting	Ballots By Mail	Provisional	Limited Ballot
For	6	50.00%	<div><div></div></div>	3	3	0	0	0
Against	6	50.00%	<div><div></div></div>	6	0	0	0	0
Total Votes Cast	12	100.00%	<div><div></div></div>	9	3	0	0	0
Overvotes	0			0	0	0	0	0
Undervotes	1			1	0	0	0	0
Contest Totals	13			10	3	0	0	0

### Proposition 11 – State of Texas

Vote For 1

	TOTAL	VOTE %		Election Day	Early Voting	Ballots By Mail	Provisional	Limited Ballot
For	4	33.33%	<div><div></div></div>	3	1	0	0	0
Against	8	66.67%	<div><div></div></div>	6	2	0	0	0
Total Votes Cast	12	100.00%	<div><div></div></div>	9	3	0	0	0
Overvotes	0			0	0	0	0	0
Undervotes	1			1	0	0	0	0
Contest Totals	13			10	3	0	0	0

### Proposition 12 – State of Texas

Vote For 1

	TOTAL	VOTE %		Election Day	Early Voting	Ballots By Mail	Provisional	Limited Ballot
For	6	50.00%	<div><div></div></div>	3	3	0	0	0
Against	6	50.00%	<div><div></div></div>	6	0	0	0	0
Total Votes Cast	12	100.00%	<div><div></div></div>	9	3	0	0	0
Overvotes	0			0	0	0	0	0
Undervotes	1			1	0	0	0	0
Contest Totals	13			10	3	0	0	0

## PCT 183

### Proposition 13 – State of Texas

Vote For 1

	TOTAL	VOTE %		Election Day	Early Voting	Ballots By Mail	Provision al	Limited Ballot
For	5	38.46%	<div><div></div></div>	3	2	0	0	0
Against	8	61.54%	<div><div></div></div>	7	1	0	0	0
Total Votes Cast	13	100.00%	<div><div></div></div>	10	3	0	0	0
Overvotes	0			0	0	0	0	0
Undervotes	0			0	0	0	0	0
Contest Totals	13			10	3	0	0	0

### Proposition 14 – State of Texas

Vote For 1

	TOTAL	VOTE %		Election Day	Early Voting	Ballots By Mail	Provision al	Limited Ballot
For	6	50.00%	<div><div></div></div>	3	3	0	0	0
Against	6	50.00%	<div><div></div></div>	6	0	0	0	0
Total Votes Cast	12	100.00%	<div><div></div></div>	9	3	0	0	0
Overvotes	0			0	0	0	0	0
Undervotes	1			1	0	0	0	0
Contest Totals	13			10	3	0	0	0

### Proposition A – Collin County

Vote For 1

	TOTAL	VOTE %		Election Day	Early Voting	Ballots By Mail	Provision al	Limited Ballot
For	4	33.33%	<div><div></div></div>	3	1	0	0	0
Against	8	66.67%	<div><div></div></div>	6	2	0	0	0
Total Votes Cast	12	100.00%	<div><div></div></div>	9	3	0	0	0
Overvotes	0			0	0	0	0	0
Undervotes	1			1	0	0	0	0
Contest Totals	13			10	3	0	0	0

### Proposition B – Collin County

Vote For 1

	TOTAL	VOTE %		Election Day	Early Voting	Ballots By Mail	Provision al	Limited Ballot
For	4	33.33%	<div><div></div></div>	2	2	0	0	0
Against	8	66.67%	<div><div></div></div>	7	1	0	0	0
Total Votes Cast	12	100.00%	<div><div></div></div>	9	3	0	0	0
Overvotes	0			0	0	0	0	0
Undervotes	1			1	0	0	0	0
Contest Totals	13			10	3	0	0	0

## PCT 183

### Proposition C – Collin County

Vote For 1

	TOTAL	VOTE %		Election Day	Early Voting	Ballots By Mail	Provisional	Limited Ballot
For	3	25.00%	<div><div></div></div>	2	1	0	0	0
Against	9	75.00%	<div><div></div></div>	7	2	0	0	0
Total Votes Cast	12	100.00%	<div><div></div></div>	9	3	0	0	0
Overvotes	0			0	0	0	0	0
Undervotes	1			1	0	0	0	0
Contest Totals	13			10	3	0	0	0

### Proposition D – Collin County

Vote For 1

	TOTAL	VOTE %		Election Day	Early Voting	Ballots By Mail	Provisional	Limited Ballot
For	3	25.00%	<div><div></div></div>	2	1	0	0	0
Against	9	75.00%	<div><div></div></div>	7	2	0	0	0
Total Votes Cast	12	100.00%	<div><div></div></div>	9	3	0	0	0
Overvotes	0			0	0	0	0	0
Undervotes	1			1	0	0	0	0
Contest Totals	13			10	3	0	0	0

### Proposition E – Collin County

Vote For 1

	TOTAL	VOTE %		Election Day	Early Voting	Ballots By Mail	Provisional	Limited Ballot
For	6	50.00%	<div><div></div></div>	5	1	0	0	0
Against	6	50.00%	<div><div></div></div>	4	2	0	0	0
Total Votes Cast	12	100.00%	<div><div></div></div>	9	3	0	0	0
Overvotes	0			0	0	0	0	0
Undervotes	1			1	0	0	0	0
Contest Totals	13			10	3	0	0	0

## PCT 184

### Proposition 1 – State of Texas

Vote For 1

	TOTAL	VOTE %		Election Day	Early Voting	Ballots By Mail	Provisional	Limited Ballot
For	139	75.96%	<div><div></div></div>	71	64	4	0	0
Against	44	24.04%	<div><div></div></div>	23	21	0	0	0
Total Votes Cast	183	100.00%	<div><div></div></div>	94	85	4	0	0
Overvotes	0			0	0	0	0	0
Undervotes	7			1	5	1	0	0
Contest Totals	190			95	90	5	0	0

### Proposition 2 – State of Texas

Vote For 1

	TOTAL	VOTE %		Election Day	Early Voting	Ballots By Mail	Provisional	Limited Ballot
For	126	69.61%	<div><div></div></div>	63	58	5	0	0
Against	55	30.39%	<div><div></div></div>	28	27	0	0	0
Total Votes Cast	181	100.00%	<div><div></div></div>	91	85	5	0	0
Overvotes	0			0	0	0	0	0
Undervotes	9			4	5	0	0	0
Contest Totals	190			95	90	5	0	0

### Proposition 3 – State of Texas

Vote For 1

	TOTAL	VOTE %		Election Day	Early Voting	Ballots By Mail	Provisional	Limited Ballot
For	115	63.19%	<div><div></div></div>	58	53	4	0	0
Against	67	36.81%	<div><div></div></div>	36	30	1	0	0
Total Votes Cast	182	100.00%	<div><div></div></div>	94	83	5	0	0
Overvotes	0			0	0	0	0	0
Undervotes	8			1	7	0	0	0
Contest Totals	190			95	90	5	0	0

### Proposition 4 – State of Texas

Vote For 1

	TOTAL	VOTE %		Election Day	Early Voting	Ballots By Mail	Provisional	Limited Ballot
For	135	73.77%	<div><div></div></div>	69	62	4	0	0
Against	48	26.23%	<div><div></div></div>	24	23	1	0	0
Total Votes Cast	183	100.00%	<div><div></div></div>	93	85	5	0	0
Overvotes	0			0	0	0	0	0
Undervotes	7			2	5	0	0	0
Contest Totals	190			95	90	5	0	0

## PCT 184

### Proposition 5 – State of Texas

Vote For 1

	TOTAL	VOTE %		Election Day	Early Voting	Ballots By Mail	Provisional	Limited Ballot
For	134	73.22%	<div><div></div></div>	72	58	4	0	0
Against	49	26.78%	<div><div></div></div>	22	26	1	0	0
Total Votes Cast	183	100.00%	<div><div></div></div>	94	84	5	0	0
Overvotes	0			0	0	0	0	0
Undervotes	7			1	6	0	0	0
Contest Totals	190			95	90	5	0	0

### Proposition 6 – State of Texas

Vote For 1

	TOTAL	VOTE %		Election Day	Early Voting	Ballots By Mail	Provisional	Limited Ballot
For	159	86.89%	<div><div></div></div>	82	73	4	0	0
Against	24	13.11%	<div><div></div></div>	10	13	1	0	0
Total Votes Cast	183	100.00%	<div><div></div></div>	92	86	5	0	0
Overvotes	0			0	0	0	0	0
Undervotes	7			3	4	0	0	0
Contest Totals	190			95	90	5	0	0

### Proposition 7 – State of Texas

Vote For 1

	TOTAL	VOTE %		Election Day	Early Voting	Ballots By Mail	Provisional	Limited Ballot
For	131	70.43%	<div><div></div></div>	66	61	4	0	0
Against	55	29.57%	<div><div></div></div>	28	26	1	0	0
Total Votes Cast	186	100.00%	<div><div></div></div>	94	87	5	0	0
Overvotes	0			0	0	0	0	0
Undervotes	4			1	3	0	0	0
Contest Totals	190			95	90	5	0	0

### Proposition 8 – State of Texas

Vote For 1

	TOTAL	VOTE %		Election Day	Early Voting	Ballots By Mail	Provisional	Limited Ballot
For	141	76.22%	<div><div></div></div>	73	64	4	0	0
Against	44	23.78%	<div><div></div></div>	21	22	1	0	0
Total Votes Cast	185	100.00%	<div><div></div></div>	94	86	5	0	0
Overvotes	0			0	0	0	0	0
Undervotes	5			1	4	0	0	0
Contest Totals	190			95	90	5	0	0



## PCT 184

### Proposition 9 – State of Texas

Vote For 1

	TOTAL	VOTE %		Election Day	Early Voting	Ballots By Mail	Provisional	Limited Ballot
For	170	89.95%	<div><div></div></div>	87	79	4	0	0
Against	19	10.05%	<div><div></div></div>	7	11	1	0	0
Total Votes Cast	189	100.00%	<div><div></div></div>	94	90	5	0	0
Overvotes	0			0	0	0	0	0
Undervotes	1			1	0	0	0	0
Contest Totals	190			95	90	5	0	0

### Proposition 10 – State of Texas

Vote For 1

	TOTAL	VOTE %		Election Day	Early Voting	Ballots By Mail	Provisional	Limited Ballot
For	101	55.80%	<div><div></div></div>	52	46	3	0	0
Against	80	44.20%	<div><div></div></div>	40	38	2	0	0
Total Votes Cast	181	100.00%	<div><div></div></div>	92	84	5	0	0
Overvotes	0			0	0	0	0	0
Undervotes	9			3	6	0	0	0
Contest Totals	190			95	90	5	0	0

### Proposition 11 – State of Texas

Vote For 1

	TOTAL	VOTE %		Election Day	Early Voting	Ballots By Mail	Provisional	Limited Ballot
For	131	74.01%	<div><div></div></div>	66	61	4	0	0
Against	46	25.99%	<div><div></div></div>	25	20	1	0	0
Total Votes Cast	177	100.00%	<div><div></div></div>	91	81	5	0	0
Overvotes	0			0	0	0	0	0
Undervotes	13			4	9	0	0	0
Contest Totals	190			95	90	5	0	0

### Proposition 12 – State of Texas

Vote For 1

	TOTAL	VOTE %		Election Day	Early Voting	Ballots By Mail	Provisional	Limited Ballot
For	80	47.06%	<div><div></div></div>	37	41	2	0	0
Against	90	52.94%	<div><div></div></div>	51	37	2	0	0
Total Votes Cast	170	100.00%	<div><div></div></div>	88	78	4	0	0
Overvotes	0			0	0	0	0	0
Undervotes	20			7	12	1	0	0
Contest Totals	190			95	90	5	0	0

## PCT 184

### Proposition 13 – State of Texas

Vote For 1

	TOTAL	VOTE %		Election Day	Early Voting	Ballots By Mail	Provisional	Limited Ballot
For	48	26.23%	<div><div></div></div>	20	26	2	0	0
Against	135	73.77%	<div><div></div></div>	73	59	3	0	0
Total Votes Cast	183	100.00%	<div><div></div></div>	93	85	5	0	0
Overvotes	0			0	0	0	0	0
Undervotes	7			2	5	0	0	0
Contest Totals	190			95	90	5	0	0

### Proposition 14 – State of Texas

Vote For 1

	TOTAL	VOTE %		Election Day	Early Voting	Ballots By Mail	Provisional	Limited Ballot
For	154	83.24%	<div><div></div></div>	79	70	5	0	0
Against	31	16.76%	<div><div></div></div>	15	16	0	0	0
Total Votes Cast	185	100.00%	<div><div></div></div>	94	86	5	0	0
Overvotes	0			0	0	0	0	0
Undervotes	5			1	4	0	0	0
Contest Totals	190			95	90	5	0	0

### Proposition A – Collin County

Vote For 1

	TOTAL	VOTE %		Election Day	Early Voting	Ballots By Mail	Provisional	Limited Ballot
For	113	61.08%	<div><div></div></div>	54	56	3	0	0
Against	72	38.92%	<div><div></div></div>	39	31	2	0	0
Total Votes Cast	185	100.00%	<div><div></div></div>	93	87	5	0	0
Overvotes	0			0	0	0	0	0
Undervotes	5			2	3	0	0	0
Contest Totals	190			95	90	5	0	0

### Proposition B – Collin County

Vote For 1

	TOTAL	VOTE %		Election Day	Early Voting	Ballots By Mail	Provisional	Limited Ballot
For	138	74.19%	<div><div></div></div>	68	66	4	0	0
Against	48	25.81%	<div><div></div></div>	26	21	1	0	0
Total Votes Cast	186	100.00%	<div><div></div></div>	94	87	5	0	0
Overvotes	0			0	0	0	0	0
Undervotes	4			1	3	0	0	0
Contest Totals	190			95	90	5	0	0

## PCT 184

### Proposition C – Collin County

Vote For 1

	TOTAL	VOTE %		Election Day	Early Voting	Ballots By Mail	Provisional	Limited Ballot
For	122	65.95%	<div><div></div></div>	57	61	4	0	0
Against	63	34.05%	<div><div></div></div>	36	26	1	0	0
Total Votes Cast	185	100.00%	<div><div></div></div>	93	87	5	0	0
Overvotes	0			0	0	0	0	0
Undervotes	5			2	3	0	0	0
Contest Totals	190			95	90	5	0	0

### Proposition D – Collin County

Vote For 1

	TOTAL	VOTE %		Election Day	Early Voting	Ballots By Mail	Provisional	Limited Ballot
For	137	74.05%	<div><div></div></div>	70	63	4	0	0
Against	48	25.95%	<div><div></div></div>	24	23	1	0	0
Total Votes Cast	185	100.00%	<div><div></div></div>	94	86	5	0	0
Overvotes	0			0	0	0	0	0
Undervotes	5			1	4	0	0	0
Contest Totals	190			95	90	5	0	0

### Proposition E – Collin County

Vote For 1

	TOTAL	VOTE %		Election Day	Early Voting	Ballots By Mail	Provisional	Limited Ballot
For	155	84.24%	<div><div></div></div>	79	73	3	0	0
Against	29	15.76%	<div><div></div></div>	14	14	1	0	0
Total Votes Cast	184	100.00%	<div><div></div></div>	93	87	4	0	0
Overvotes	0			0	0	0	0	0
Undervotes	6			2	3	1	0	0
Contest Totals	190			95	90	5	0	0

## PCT 185

### Proposition 1 – State of Texas

Vote For 1

	TOTAL	VOTE %		Election Day	Early Voting	Ballots By Mail	Provisional	Limited Ballot
For	13	100.00%	<div><div></div></div>	9	4	0	0	0
Against	0	0.00%	<div><div></div></div>	0	0	0	0	0
Total Votes Cast	13	100.00%	<div><div></div></div>	9	4	0	0	0
Overvotes	0			0	0	0	0	0
Undervotes	2			2	0	0	0	0
Contest Totals	15			11	4	0	0	0

### Proposition 2 – State of Texas

Vote For 1

	TOTAL	VOTE %		Election Day	Early Voting	Ballots By Mail	Provisional	Limited Ballot
For	10	76.92%	<div><div></div></div>	6	4	0	0	0
Against	3	23.08%	<div><div></div></div>	3	0	0	0	0
Total Votes Cast	13	100.00%	<div><div></div></div>	9	4	0	0	0
Overvotes	0			0	0	0	0	0
Undervotes	2			2	0	0	0	0
Contest Totals	15			11	4	0	0	0

### Proposition 3 – State of Texas

Vote For 1

	TOTAL	VOTE %		Election Day	Early Voting	Ballots By Mail	Provisional	Limited Ballot
For	12	92.31%	<div><div></div></div>	8	4	0	0	0
Against	1	7.69%	<div><div></div></div>	1	0	0	0	0
Total Votes Cast	13	100.00%	<div><div></div></div>	9	4	0	0	0
Overvotes	0			0	0	0	0	0
Undervotes	2			2	0	0	0	0
Contest Totals	15			11	4	0	0	0

### Proposition 4 – State of Texas

Vote For 1

	TOTAL	VOTE %		Election Day	Early Voting	Ballots By Mail	Provisional	Limited Ballot
For	12	80.00%	<div><div></div></div>	8	4	0	0	0
Against	3	20.00%	<div><div></div></div>	3	0	0	0	0
Total Votes Cast	15	100.00%	<div><div></div></div>	11	4	0	0	0
Overvotes	0			0	0	0	0	0
Undervotes	0			0	0	0	0	0
Contest Totals	15			11	4	0	0	0

## PCT 185

### Proposition 5 – State of Texas

Vote For 1

	TOTAL	VOTE %		Election Day	Early Voting	Ballots By Mail	Provisional	Limited Ballot
For	9	69.23%	<div><div></div></div>	7	2	0	0	0
Against	4	30.77%	<div><div></div></div>	2	2	0	0	0
Total Votes Cast	13	100.00%	<div><div></div></div>	9	4	0	0	0
Overvotes	0			0	0	0	0	0
Undervotes	2			2	0	0	0	0
Contest Totals	15			11	4	0	0	0

### Proposition 6 – State of Texas

Vote For 1

	TOTAL	VOTE %		Election Day	Early Voting	Ballots By Mail	Provisional	Limited Ballot
For	13	100.00%	<div><div></div></div>	9	4	0	0	0
Against	0	0.00%	<div><div></div></div>	0	0	0	0	0
Total Votes Cast	13	100.00%	<div><div></div></div>	9	4	0	0	0
Overvotes	0			0	0	0	0	0
Undervotes	2			2	0	0	0	0
Contest Totals	15			11	4	0	0	0

### Proposition 7 – State of Texas

Vote For 1

	TOTAL	VOTE %		Election Day	Early Voting	Ballots By Mail	Provisional	Limited Ballot
For	10	76.92%	<div><div></div></div>	8	2	0	0	0
Against	3	23.08%	<div><div></div></div>	1	2	0	0	0
Total Votes Cast	13	100.00%	<div><div></div></div>	9	4	0	0	0
Overvotes	0			0	0	0	0	0
Undervotes	2			2	0	0	0	0
Contest Totals	15			11	4	0	0	0

### Proposition 8 – State of Texas

Vote For 1

	TOTAL	VOTE %		Election Day	Early Voting	Ballots By Mail	Provisional	Limited Ballot
For	7	63.64%	<div><div></div></div>	5	2	0	0	0
Against	4	36.36%	<div><div></div></div>	2	2	0	0	0
Total Votes Cast	11	100.00%	<div><div></div></div>	7	4	0	0	0
Overvotes	0			0	0	0	0	0
Undervotes	4			4	0	0	0	0
Contest Totals	15			11	4	0	0	0

## PCT 185

### Proposition 9 – State of Texas

Vote For 1

	TOTAL	VOTE %		Election Day	Early Voting	Ballots By Mail	Provisional	Limited Ballot
For	9	69.23%	<div><div></div></div>	7	2	0	0	0
Against	4	30.77%	<div><div></div></div>	2	2	0	0	0
Total Votes Cast	13	100.00%	<div><div></div></div>	9	4	0	0	0
Overvotes	0			0	0	0	0	0
Undervotes	2			2	0	0	0	0
Contest Totals	15			11	4	0	0	0

### Proposition 10 – State of Texas

Vote For 1

	TOTAL	VOTE %		Election Day	Early Voting	Ballots By Mail	Provisional	Limited Ballot
For	8	66.67%	<div><div></div></div>	4	4	0	0	0
Against	4	33.33%	<div><div></div></div>	4	0	0	0	0
Total Votes Cast	12	100.00%	<div><div></div></div>	8	4	0	0	0
Overvotes	0			0	0	0	0	0
Undervotes	3			3	0	0	0	0
Contest Totals	15			11	4	0	0	0

### Proposition 11 – State of Texas

Vote For 1

	TOTAL	VOTE %		Election Day	Early Voting	Ballots By Mail	Provisional	Limited Ballot
For	4	33.33%	<div><div></div></div>	3	1	0	0	0
Against	8	66.67%	<div><div></div></div>	5	3	0	0	0
Total Votes Cast	12	100.00%	<div><div></div></div>	8	4	0	0	0
Overvotes	0			0	0	0	0	0
Undervotes	3			3	0	0	0	0
Contest Totals	15			11	4	0	0	0

### Proposition 12 – State of Texas

Vote For 1

	TOTAL	VOTE %		Election Day	Early Voting	Ballots By Mail	Provisional	Limited Ballot
For	6	46.15%	<div><div></div></div>	4	2	0	0	0
Against	7	53.85%	<div><div></div></div>	5	2	0	0	0
Total Votes Cast	13	100.00%	<div><div></div></div>	9	4	0	0	0
Overvotes	0			0	0	0	0	0
Undervotes	2			2	0	0	0	0
Contest Totals	15			11	4	0	0	0

## PCT 185

### Proposition 13 – State of Texas

Vote For 1

	TOTAL	VOTE %		Election Day	Early Voting	Ballots By Mail	Provisional	Limited Ballot
For	2	15.38%	<div><div></div></div>	2	0	0	0	0
Against	11	84.62%	<div><div></div></div>	7	4	0	0	0
Total Votes Cast	13	100.00%	<div><div></div></div>	9	4	0	0	0
Overvotes	0			0	0	0	0	0
Undervotes	2			2	0	0	0	0
Contest Totals	15			11	4	0	0	0

### Proposition 14 – State of Texas

Vote For 1

	TOTAL	VOTE %		Election Day	Early Voting	Ballots By Mail	Provisional	Limited Ballot
For	10	83.33%	<div><div></div></div>	8	2	0	0	0
Against	2	16.67%	<div><div></div></div>	0	2	0	0	0
Total Votes Cast	12	100.00%	<div><div></div></div>	8	4	0	0	0
Overvotes	0			0	0	0	0	0
Undervotes	3			3	0	0	0	0
Contest Totals	15			11	4	0	0	0

### Proposition A – Collin County

Vote For 1

	TOTAL	VOTE %		Election Day	Early Voting	Ballots By Mail	Provisional	Limited Ballot
For	5	41.67%	<div><div></div></div>	3	2	0	0	0
Against	7	58.33%	<div><div></div></div>	5	2	0	0	0
Total Votes Cast	12	100.00%	<div><div></div></div>	8	4	0	0	0
Overvotes	0			0	0	0	0	0
Undervotes	3			3	0	0	0	0
Contest Totals	15			11	4	0	0	0

### Proposition B – Collin County

Vote For 1

	TOTAL	VOTE %		Election Day	Early Voting	Ballots By Mail	Provisional	Limited Ballot
For	8	66.67%	<div><div></div></div>	6	2	0	0	0
Against	4	33.33%	<div><div></div></div>	2	2	0	0	0
Total Votes Cast	12	100.00%	<div><div></div></div>	8	4	0	0	0
Overvotes	0			0	0	0	0	0
Undervotes	3			3	0	0	0	0
Contest Totals	15			11	4	0	0	0

## PCT 185

### Proposition C – Collin County

Vote For 1

	TOTAL	VOTE %		Election Day	Early Voting	Ballots By Mail	Provisional	Limited Ballot
For	8	61.54%	<div><div></div></div>	6	2	0	0	0
Against	5	38.46%	<div><div></div></div>	3	2	0	0	0
Total Votes Cast	13	100.00%	<div><div></div></div>	9	4	0	0	0
Overvotes	0			0	0	0	0	0
Undervotes	2			2	0	0	0	0
Contest Totals	15			11	4	0	0	0

### Proposition D – Collin County

Vote For 1

	TOTAL	VOTE %		Election Day	Early Voting	Ballots By Mail	Provisional	Limited Ballot
For	7	53.85%	<div><div></div></div>	6	1	0	0	0
Against	6	46.15%	<div><div></div></div>	3	3	0	0	0
Total Votes Cast	13	100.00%	<div><div></div></div>	9	4	0	0	0
Overvotes	0			0	0	0	0	0
Undervotes	2			2	0	0	0	0
Contest Totals	15			11	4	0	0	0

### Proposition E – Collin County

Vote For 1

	TOTAL	VOTE %		Election Day	Early Voting	Ballots By Mail	Provisional	Limited Ballot
For	8	61.54%	<div><div></div></div>	5	3	0	0	0
Against	5	38.46%	<div><div></div></div>	4	1	0	0	0
Total Votes Cast	13	100.00%	<div><div></div></div>	9	4	0	0	0
Overvotes	0			0	0	0	0	0
Undervotes	2			2	0	0	0	0
Contest Totals	15			11	4	0	0	0



## PCT 186

### Proposition 1 – State of Texas

Vote For 1

	TOTAL	VOTE %		Election Day	Early Voting	Ballots By Mail	Provisional	Limited Ballot
For	16	94.12%	<div><div></div></div>	14	2	0	0	0
Against	1	5.88%	<div><div></div></div>	1	0	0	0	0
Total Votes Cast	17	100.00%	<div><div></div></div>	15	2	0	0	0
Overvotes	0			0	0	0	0	0
Undervotes	0			0	0	0	0	0
Contest Totals	17			15	2	0	0	0

### Proposition 2 – State of Texas

Vote For 1

	TOTAL	VOTE %		Election Day	Early Voting	Ballots By Mail	Provisional	Limited Ballot
For	13	76.47%	<div><div></div></div>	11	2	0	0	0
Against	4	23.53%	<div><div></div></div>	4	0	0	0	0
Total Votes Cast	17	100.00%	<div><div></div></div>	15	2	0	0	0
Overvotes	0			0	0	0	0	0
Undervotes	0			0	0	0	0	0
Contest Totals	17			15	2	0	0	0

### Proposition 3 – State of Texas

Vote For 1

	TOTAL	VOTE %		Election Day	Early Voting	Ballots By Mail	Provisional	Limited Ballot
For	13	76.47%	<div><div></div></div>	11	2	0	0	0
Against	4	23.53%	<div><div></div></div>	4	0	0	0	0
Total Votes Cast	17	100.00%	<div><div></div></div>	15	2	0	0	0
Overvotes	0			0	0	0	0	0
Undervotes	0			0	0	0	0	0
Contest Totals	17			15	2	0	0	0

### Proposition 4 – State of Texas

Vote For 1

	TOTAL	VOTE %		Election Day	Early Voting	Ballots By Mail	Provisional	Limited Ballot
For	16	100.00%	<div><div></div></div>	15	1	0	0	0
Against	0	0.00%	<div><div></div></div>	0	0	0	0	0
Total Votes Cast	16	100.00%	<div><div></div></div>	15	1	0	0	0
Overvotes	0			0	0	0	0	0
Undervotes	1			0	1	0	0	0
Contest Totals	17			15	2	0	0	0

## PCT 186

### Proposition 5 – State of Texas

Vote For 1

	TOTAL	VOTE %		Election Day	Early Voting	Ballots By Mail	Provisional	Limited Ballot
For	7	41.18%	<div><div></div></div>	7	0	0	0	0
Against	10	58.82%	<div><div></div></div>	8	2	0	0	0
Total Votes Cast	17	100.00%	<div><div></div></div>	15	2	0	0	0
Overvotes	0			0	0	0	0	0
Undervotes	0			0	0	0	0	0
Contest Totals	17			15	2	0	0	0

### Proposition 6 – State of Texas

Vote For 1

	TOTAL	VOTE %		Election Day	Early Voting	Ballots By Mail	Provisional	Limited Ballot
For	14	82.35%	<div><div></div></div>	12	2	0	0	0
Against	3	17.65%	<div><div></div></div>	3	0	0	0	0
Total Votes Cast	17	100.00%	<div><div></div></div>	15	2	0	0	0
Overvotes	0			0	0	0	0	0
Undervotes	0			0	0	0	0	0
Contest Totals	17			15	2	0	0	0

### Proposition 7 – State of Texas

Vote For 1

	TOTAL	VOTE %		Election Day	Early Voting	Ballots By Mail	Provisional	Limited Ballot
For	14	82.35%	<div><div></div></div>	12	2	0	0	0
Against	3	17.65%	<div><div></div></div>	3	0	0	0	0
Total Votes Cast	17	100.00%	<div><div></div></div>	15	2	0	0	0
Overvotes	0			0	0	0	0	0
Undervotes	0			0	0	0	0	0
Contest Totals	17			15	2	0	0	0

### Proposition 8 – State of Texas

Vote For 1

	TOTAL	VOTE %		Election Day	Early Voting	Ballots By Mail	Provisional	Limited Ballot
For	10	66.67%	<div><div></div></div>	8	2	0	0	0
Against	5	33.33%	<div><div></div></div>	5	0	0	0	0
Total Votes Cast	15	100.00%	<div><div></div></div>	13	2	0	0	0
Overvotes	0			0	0	0	0	0
Undervotes	2			2	0	0	0	0
Contest Totals	17			15	2	0	0	0

## PCT 186

### Proposition 9 – State of Texas

Vote For 1

	TOTAL	VOTE %		Election Day	Early Voting	Ballots By Mail	Provisional	Limited Ballot
For	14	82.35%	<div><div></div></div>	13	1	0	0	0
Against	3	17.65%	<div><div></div></div>	2	1	0	0	0
Total Votes Cast	17	100.00%	<div><div></div></div>	15	2	0	0	0
Overvotes	0			0	0	0	0	0
Undervotes	0			0	0	0	0	0
Contest Totals	17			15	2	0	0	0

### Proposition 10 – State of Texas

Vote For 1

	TOTAL	VOTE %		Election Day	Early Voting	Ballots By Mail	Provisional	Limited Ballot
For	9	52.94%	<div><div></div></div>	9	0	0	0	0
Against	8	47.06%	<div><div></div></div>	6	2	0	0	0
Total Votes Cast	17	100.00%	<div><div></div></div>	15	2	0	0	0
Overvotes	0			0	0	0	0	0
Undervotes	0			0	0	0	0	0
Contest Totals	17			15	2	0	0	0

### Proposition 11 – State of Texas

Vote For 1

	TOTAL	VOTE %		Election Day	Early Voting	Ballots By Mail	Provisional	Limited Ballot
For	7	50.00%	<div><div></div></div>	7	0	0	0	0
Against	7	50.00%	<div><div></div></div>	6	1	0	0	0
Total Votes Cast	14	100.00%	<div><div></div></div>	13	1	0	0	0
Overvotes	0			0	0	0	0	0
Undervotes	3			2	1	0	0	0
Contest Totals	17			15	2	0	0	0

### Proposition 12 – State of Texas

Vote For 1

	TOTAL	VOTE %		Election Day	Early Voting	Ballots By Mail	Provisional	Limited Ballot
For	8	57.14%	<div><div></div></div>	7	1	0	0	0
Against	6	42.86%	<div><div></div></div>	6	0	0	0	0
Total Votes Cast	14	100.00%	<div><div></div></div>	13	1	0	0	0
Overvotes	0			0	0	0	0	0
Undervotes	3			2	1	0	0	0
Contest Totals	17			15	2	0	0	0

## PCT 186

### Proposition 13 – State of Texas

Vote For 1

	TOTAL	VOTE %		Election Day	Early Voting	Ballots By Mail	Provisional	Limited Ballot
For	6	37.50%	<div><div></div></div>	4	2	0	0	0
Against	10	62.50%	<div><div></div></div>	10	0	0	0	0
Total Votes Cast	16	100.00%	<div><div></div></div>	14	2	0	0	0
Overvotes	0			0	0	0	0	0
Undervotes	1			1	0	0	0	0
Contest Totals	17			15	2	0	0	0

### Proposition 14 – State of Texas

Vote For 1

	TOTAL	VOTE %		Election Day	Early Voting	Ballots By Mail	Provisional	Limited Ballot
For	10	62.50%	<div><div></div></div>	8	2	0	0	0
Against	6	37.50%	<div><div></div></div>	6	0	0	0	0
Total Votes Cast	16	100.00%	<div><div></div></div>	14	2	0	0	0
Overvotes	0			0	0	0	0	0
Undervotes	1			1	0	0	0	0
Contest Totals	17			15	2	0	0	0

### Proposition A – Collin County

Vote For 1

	TOTAL	VOTE %		Election Day	Early Voting	Ballots By Mail	Provisional	Limited Ballot
For	7	43.75%	<div><div></div></div>	5	2	0	0	0
Against	9	56.25%	<div><div></div></div>	9	0	0	0	0
Total Votes Cast	16	100.00%	<div><div></div></div>	14	2	0	0	0
Overvotes	0			0	0	0	0	0
Undervotes	1			1	0	0	0	0
Contest Totals	17			15	2	0	0	0

### Proposition B – Collin County

Vote For 1

	TOTAL	VOTE %		Election Day	Early Voting	Ballots By Mail	Provisional	Limited Ballot
For	12	70.59%	<div><div></div></div>	11	1	0	0	0
Against	5	29.41%	<div><div></div></div>	4	1	0	0	0
Total Votes Cast	17	100.00%	<div><div></div></div>	15	2	0	0	0
Overvotes	0			0	0	0	0	0
Undervotes	0			0	0	0	0	0
Contest Totals	17			15	2	0	0	0

## PCT 186

### Proposition C – Collin County

Vote For 1

	TOTAL	VOTE %		Election Day	Early Voting	Ballots By Mail	Provisional	Limited Ballot
For	7	43.75%	<div><div></div></div>	6	1	0	0	0
Against	9	56.25%	<div><div></div></div>	8	1	0	0	0
Total Votes Cast	16	100.00%	<div><div></div></div>	14	2	0	0	0
Overvotes	0			0	0	0	0	0
Undervotes	1			1	0	0	0	0
Contest Totals	17			15	2	0	0	0

### Proposition D – Collin County

Vote For 1

	TOTAL	VOTE %		Election Day	Early Voting	Ballots By Mail	Provisional	Limited Ballot
For	7	43.75%	<div><div></div></div>	6	1	0	0	0
Against	9	56.25%	<div><div></div></div>	8	1	0	0	0
Total Votes Cast	16	100.00%	<div><div></div></div>	14	2	0	0	0
Overvotes	0			0	0	0	0	0
Undervotes	1			1	0	0	0	0
Contest Totals	17			15	2	0	0	0

### Proposition E – Collin County

Vote For 1

	TOTAL	VOTE %		Election Day	Early Voting	Ballots By Mail	Provisional	Limited Ballot
For	9	52.94%	<div><div></div></div>	8	1	0	0	0
Against	8	47.06%	<div><div></div></div>	7	1	0	0	0
Total Votes Cast	17	100.00%	<div><div></div></div>	15	2	0	0	0
Overvotes	0			0	0	0	0	0
Undervotes	0			0	0	0	0	0
Contest Totals	17			15	2	0	0	0

## PCT 187

### Proposition 1 – State of Texas

Vote For 1

	TOTAL	VOTE %		Election Day	Early Voting	Ballots By Mail	Provision al	Limited Ballot
For	103	91.15%	<div><div></div></div>	70	33	0	0	0
Against	10	8.85%	<div><div></div></div>	6	4	0	0	0
Total Votes Cast	113	100.00%	<div><div></div></div>	76	37	0	0	0
Overvotes	0			0	0	0	0	0
Undervotes	1			0	1	0	0	0
Contest Totals	114			76	38	0	0	0

### Proposition 2 – State of Texas

Vote For 1

	TOTAL	VOTE %		Election Day	Early Voting	Ballots By Mail	Provision al	Limited Ballot
For	73	66.97%	<div><div></div></div>	51	22	0	0	0
Against	36	33.03%	<div><div></div></div>	23	13	0	0	0
Total Votes Cast	109	100.00%	<div><div></div></div>	74	35	0	0	0
Overvotes	0			0	0	0	0	0
Undervotes	5			2	3	0	0	0
Contest Totals	114			76	38	0	0	0

### Proposition 3 – State of Texas

Vote For 1

	TOTAL	VOTE %		Election Day	Early Voting	Ballots By Mail	Provision al	Limited Ballot
For	91	81.98%	<div><div></div></div>	64	27	0	0	0
Against	20	18.02%	<div><div></div></div>	11	9	0	0	0
Total Votes Cast	111	100.00%	<div><div></div></div>	75	36	0	0	0
Overvotes	0			0	0	0	0	0
Undervotes	3			1	2	0	0	0
Contest Totals	114			76	38	0	0	0

### Proposition 4 – State of Texas

Vote For 1

	TOTAL	VOTE %		Election Day	Early Voting	Ballots By Mail	Provision al	Limited Ballot
For	104	91.23%	<div><div></div></div>	68	36	0	0	0
Against	10	8.77%	<div><div></div></div>	8	2	0	0	0
Total Votes Cast	114	100.00%	<div><div></div></div>	76	38	0	0	0
Overvotes	0			0	0	0	0	0
Undervotes	0			0	0	0	0	0
Contest Totals	114			76	38	0	0	0

## PCT 187

### Proposition 5 – State of Texas

Vote For 1

	TOTAL	VOTE %		Election Day	Early Voting	Ballots By Mail	Provisional	Limited Ballot
For	61	54.96%	<div><div></div></div>	40	21	0	0	0
Against	50	45.04%	<div><div></div></div>	35	15	0	0	0
Total Votes Cast	111	100.00%	<div><div></div></div>	75	36	0	0	0
Overvotes	0			0	0	0	0	0
Undervotes	3			1	2	0	0	0
Contest Totals	114			76	38	0	0	0

### Proposition 6 – State of Texas

Vote For 1

	TOTAL	VOTE %		Election Day	Early Voting	Ballots By Mail	Provisional	Limited Ballot
For	83	74.11%	<div><div></div></div>	55	28	0	0	0
Against	29	25.89%	<div><div></div></div>	20	9	0	0	0
Total Votes Cast	112	100.00%	<div><div></div></div>	75	37	0	0	0
Overvotes	0			0	0	0	0	0
Undervotes	2			1	1	0	0	0
Contest Totals	114			76	38	0	0	0

### Proposition 7 – State of Texas

Vote For 1

	TOTAL	VOTE %		Election Day	Early Voting	Ballots By Mail	Provisional	Limited Ballot
For	83	72.81%	<div><div></div></div>	53	30	0	0	0
Against	31	27.19%	<div><div></div></div>	23	8	0	0	0
Total Votes Cast	114	100.00%	<div><div></div></div>	76	38	0	0	0
Overvotes	0			0	0	0	0	0
Undervotes	0			0	0	0	0	0
Contest Totals	114			76	38	0	0	0

### Proposition 8 – State of Texas

Vote For 1

	TOTAL	VOTE %		Election Day	Early Voting	Ballots By Mail	Provisional	Limited Ballot
For	74	65.49%	<div><div></div></div>	44	30	0	0	0
Against	39	34.51%	<div><div></div></div>	31	8	0	0	0
Total Votes Cast	113	100.00%	<div><div></div></div>	75	38	0	0	0
Overvotes	0			0	0	0	0	0
Undervotes	1			1	0	0	0	0
Contest Totals	114			76	38	0	0	0

## PCT 187

### Proposition 9 – State of Texas

Vote For 1

	TOTAL	VOTE %		Election Day	Early Voting	Ballots By Mail	Provisional	Limited Ballot
For	90	81.08%	<div><div></div></div>	59	31	0	0	0
Against	21	18.92%	<div><div></div></div>	16	5	0	0	0
Total Votes Cast	111	100.00%	<div><div></div></div>	75	36	0	0	0
Overvotes	0			0	0	0	0	0
Undervotes	3			1	2	0	0	0
Contest Totals	114			76	38	0	0	0

### Proposition 10 – State of Texas

Vote For 1

	TOTAL	VOTE %		Election Day	Early Voting	Ballots By Mail	Provisional	Limited Ballot
For	66	58.93%	<div><div></div></div>	46	20	0	0	0
Against	46	41.07%	<div><div></div></div>	30	16	0	0	0
Total Votes Cast	112	100.00%	<div><div></div></div>	76	36	0	0	0
Overvotes	0			0	0	0	0	0
Undervotes	2			0	2	0	0	0
Contest Totals	114			76	38	0	0	0

### Proposition 11 – State of Texas

Vote For 1

	TOTAL	VOTE %		Election Day	Early Voting	Ballots By Mail	Provisional	Limited Ballot
For	54	49.54%	<div><div></div></div>	30	24	0	0	0
Against	55	50.46%	<div><div></div></div>	44	11	0	0	0
Total Votes Cast	109	100.00%	<div><div></div></div>	74	35	0	0	0
Overvotes	0			0	0	0	0	0
Undervotes	5			2	3	0	0	0
Contest Totals	114			76	38	0	0	0

### Proposition 12 – State of Texas

Vote For 1

	TOTAL	VOTE %		Election Day	Early Voting	Ballots By Mail	Provisional	Limited Ballot
For	59	56.19%	<div><div></div></div>	44	15	0	0	0
Against	46	43.81%	<div><div></div></div>	28	18	0	0	0
Total Votes Cast	105	100.00%	<div><div></div></div>	72	33	0	0	0
Overvotes	0			0	0	0	0	0
Undervotes	9			4	5	0	0	0
Contest Totals	114			76	38	0	0	0



## PCT 187

### Proposition 13 – State of Texas

Vote For 1

	TOTAL	VOTE %		Election Day	Early Voting	Ballots By Mail	Provisional	Limited Ballot
For	48	43.64%	<div><div></div></div>	33	15	0	0	0
Against	62	56.36%	<div><div></div></div>	41	21	0	0	0
Total Votes Cast	110	100.00%	<div><div></div></div>	74	36	0	0	0
Overvotes	0			0	0	0	0	0
Undervotes	4			2	2	0	0	0
Contest Totals	114			76	38	0	0	0

### Proposition 14 – State of Texas

Vote For 1

	TOTAL	VOTE %		Election Day	Early Voting	Ballots By Mail	Provisional	Limited Ballot
For	77	70.00%	<div><div></div></div>	49	28	0	0	0
Against	33	30.00%	<div><div></div></div>	25	8	0	0	0
Total Votes Cast	110	100.00%	<div><div></div></div>	74	36	0	0	0
Overvotes	0			0	0	0	0	0
Undervotes	4			2	2	0	0	0
Contest Totals	114			76	38	0	0	0

### Proposition A – Collin County

Vote For 1

	TOTAL	VOTE %		Election Day	Early Voting	Ballots By Mail	Provisional	Limited Ballot
For	48	42.86%	<div><div></div></div>	30	18	0	0	0
Against	64	57.14%	<div><div></div></div>	45	19	0	0	0
Total Votes Cast	112	100.00%	<div><div></div></div>	75	37	0	0	0
Overvotes	0			0	0	0	0	0
Undervotes	2			1	1	0	0	0
Contest Totals	114			76	38	0	0	0

### Proposition B – Collin County

Vote For 1

	TOTAL	VOTE %		Election Day	Early Voting	Ballots By Mail	Provisional	Limited Ballot
For	67	59.82%	<div><div></div></div>	43	24	0	0	0
Against	45	40.18%	<div><div></div></div>	32	13	0	0	0
Total Votes Cast	112	100.00%	<div><div></div></div>	75	37	0	0	0
Overvotes	0			0	0	0	0	0
Undervotes	2			1	1	0	0	0
Contest Totals	114			76	38	0	0	0

## PCT 187

### Proposition C – Collin County

Vote For 1

	TOTAL	VOTE %		Election Day	Early Voting	Ballots By Mail	Provisional	Limited Ballot
For	53	46.90%	<div><div></div></div>	33	20	0	0	0
Against	60	53.10%	<div><div></div></div>	43	17	0	0	0
Total Votes Cast	113	100.00%	<div><div></div></div>	76	37	0	0	0
Overvotes	0			0	0	0	0	0
Undervotes	1			0	1	0	0	0
Contest Totals	114			76	38	0	0	0

### Proposition D – Collin County

Vote For 1

	TOTAL	VOTE %		Election Day	Early Voting	Ballots By Mail	Provisional	Limited Ballot
For	59	52.68%	<div><div></div></div>	37	22	0	0	0
Against	53	47.32%	<div><div></div></div>	38	15	0	0	0
Total Votes Cast	112	100.00%	<div><div></div></div>	75	37	0	0	0
Overvotes	0			0	0	0	0	0
Undervotes	2			1	1	0	0	0
Contest Totals	114			76	38	0	0	0

### Proposition E – Collin County

Vote For 1

	TOTAL	VOTE %		Election Day	Early Voting	Ballots By Mail	Provisional	Limited Ballot
For	63	55.75%	<div><div></div></div>	39	24	0	0	0
Against	50	44.25%	<div><div></div></div>	37	13	0	0	0
Total Votes Cast	113	100.00%	<div><div></div></div>	76	37	0	0	0
Overvotes	0			0	0	0	0	0
Undervotes	1			0	1	0	0	0
Contest Totals	114			76	38	0	0	0

### For School Trustees – Princeton ISD

Vote For 2

	TOTAL	VOTE %		Election Day	Early Voting	Ballots By Mail	Provisional	Limited Ballot
Starla Sharpe	0			0	0	0	0	0
Chad Jones	0			0	0	0	0	0
Cyndi Darland	0			0	0	0	0	0
Melissa Ait Belaid	0			0	0	0	0	0
Total Votes Cast	0			0	0	0	0	0
Overvotes	0			0	0	0	0	0
Undervotes	0			0	0	0	0	0
Contest Totals	0			0	0	0	0	0

## PCT 187

### Proposition A – Blue Meadow MUD No. 2

Vote For 1

	TOTAL	VOTE %		Election Day	Early Voting	Ballots By Mail	Provision al	Limited Ballot
FOR	1	100.00%	<div></div>	0	1	0	0	0
AGAINST	0	0.00%	<div></div>	0	0	0	0	0
Total Votes Cast	1	100.00%	<div></div>	0	1	0	0	0
Overvotes	0			0	0	0	0	0
Undervotes	0			0	0	0	0	0
Contest Totals	1			0	1	0	0	0

### Proposition B – Blue Meadow MUD No. 2

Vote For 1

	TOTAL	VOTE %		Election Day	Early Voting	Ballots By Mail	Provision al	Limited Ballot
FOR	1	100.00%	<div></div>	0	1	0	0	0
AGAINST	0	0.00%	<div></div>	0	0	0	0	0
Total Votes Cast	1	100.00%	<div></div>	0	1	0	0	0
Overvotes	0			0	0	0	0	0
Undervotes	0			0	0	0	0	0
Contest Totals	1			0	1	0	0	0

### Proposition C – Blue Meadow MUD No. 2

Vote For 1

	TOTAL	VOTE %		Election Day	Early Voting	Ballots By Mail	Provision al	Limited Ballot
FOR	1	100.00%	<div></div>	0	1	0	0	0
AGAINST	0	0.00%	<div></div>	0	0	0	0	0
Total Votes Cast	1	100.00%	<div></div>	0	1	0	0	0
Overvotes	0			0	0	0	0	0
Undervotes	0			0	0	0	0	0
Contest Totals	1			0	1	0	0	0

### Proposition D – Blue Meadow MUD No. 2

Vote For 1

	TOTAL	VOTE %		Election Day	Early Voting	Ballots By Mail	Provision al	Limited Ballot
FOR	1	100.00%	<div></div>	0	1	0	0	0
AGAINST	0	0.00%	<div></div>	0	0	0	0	0
Total Votes Cast	1	100.00%	<div></div>	0	1	0	0	0
Overvotes	0			0	0	0	0	0
Undervotes	0			0	0	0	0	0
Contest Totals	1			0	1	0	0	0

## PCT 187

### Proposition E – Blue Meadow MUD No. 2

Vote For 1

	TOTAL	VOTE %		Election Day	Early Voting	Ballots By Mail	Provisional	Limited Ballot
FOR	1	100.00%	<div><div></div></div>	0	1	0	0	0
AGAINST	0	0.00%	<div><div></div></div>	0	0	0	0	0
Total Votes Cast	1	100.00%	<div><div></div></div>	0	1	0	0	0
Overvotes	0			0	0	0	0	0
Undervotes	0			0	0	0	0	0
Contest Totals	1			0	1	0	0	0

### Proposition F – Blue Meadow MUD No. 2

Vote For 1

	TOTAL	VOTE %		Election Day	Early Voting	Ballots By Mail	Provisional	Limited Ballot
FOR	1	100.00%	<div><div></div></div>	0	1	0	0	0
AGAINST	0	0.00%	<div><div></div></div>	0	0	0	0	0
Total Votes Cast	1	100.00%	<div><div></div></div>	0	1	0	0	0
Overvotes	0			0	0	0	0	0
Undervotes	0			0	0	0	0	0
Contest Totals	1			0	1	0	0	0

### Proposition G – Blue Meadow MUD No. 2

Vote For 1

	TOTAL	VOTE %		Election Day	Early Voting	Ballots By Mail	Provisional	Limited Ballot
FOR	1	100.00%	<div><div></div></div>	0	1	0	0	0
AGAINST	0	0.00%	<div><div></div></div>	0	0	0	0	0
Total Votes Cast	1	100.00%	<div><div></div></div>	0	1	0	0	0
Overvotes	0			0	0	0	0	0
Undervotes	0			0	0	0	0	0
Contest Totals	1			0	1	0	0	0

### Directors – Blue Meadow MUD No. 2

Vote For 5

	TOTAL	VOTE %		Election Day	Early Voting	Ballots By Mail	Provisional	Limited Ballot
Tommy McAden	1	20.00%	<div><div></div></div>	0	1	0	0	0
Christina Dolle	1	20.00%	<div><div></div></div>	0	1	0	0	0
Kennedy Layne Kraft	1	20.00%	<div><div></div></div>	0	1	0	0	0
Ethan Spradlin	1	20.00%	<div><div></div></div>	0	1	0	0	0
Lori Vinz	1	20.00%	<div><div></div></div>	0	1	0	0	0
Total Votes Cast	5	100.00%	<div><div></div></div>	0	5	0	0	0
Overvotes	0			0	0	0	0	0
Undervotes	0			0	0	0	0	0
Contest Totals	5			0	5	0	0	0

## PCT 187

### Proposition A – Blue Meadow MUD No. 3

Vote For 1

	TOTAL	VOTE %		Election Day	Early Voting	Ballots By Mail	Provision al	Limited Ballot
FOR	1	100.00%	<div></div>	0	1	0	0	0
AGAINST	0	0.00%	<div></div>	0	0	0	0	0
Total Votes Cast	1	100.00%	<div></div>	0	1	0	0	0
Overvotes	0			0	0	0	0	0
Undervotes	0			0	0	0	0	0
Contest Totals	1			0	1	0	0	0

### Proposition B – Blue Meadow MUD No. 3

Vote For 1

	TOTAL	VOTE %		Election Day	Early Voting	Ballots By Mail	Provision al	Limited Ballot
FOR	1	100.00%	<div></div>	0	1	0	0	0
AGAINST	0	0.00%	<div></div>	0	0	0	0	0
Total Votes Cast	1	100.00%	<div></div>	0	1	0	0	0
Overvotes	0			0	0	0	0	0
Undervotes	0			0	0	0	0	0
Contest Totals	1			0	1	0	0	0

### Proposition C – Blue Meadow MUD No. 3

Vote For 1

	TOTAL	VOTE %		Election Day	Early Voting	Ballots By Mail	Provision al	Limited Ballot
FOR	1	100.00%	<div></div>	0	1	0	0	0
AGAINST	0	0.00%	<div></div>	0	0	0	0	0
Total Votes Cast	1	100.00%	<div></div>	0	1	0	0	0
Overvotes	0			0	0	0	0	0
Undervotes	0			0	0	0	0	0
Contest Totals	1			0	1	0	0	0

### Proposition D – Blue Meadow MUD No. 3

Vote For 1

	TOTAL	VOTE %		Election Day	Early Voting	Ballots By Mail	Provision al	Limited Ballot
FOR	1	100.00%	<div></div>	0	1	0	0	0
AGAINST	0	0.00%	<div></div>	0	0	0	0	0
Total Votes Cast	1	100.00%	<div></div>	0	1	0	0	0
Overvotes	0			0	0	0	0	0
Undervotes	0			0	0	0	0	0
Contest Totals	1			0	1	0	0	0

## PCT 187

### Proposition E – Blue Meadow MUD No. 3

Vote For 1

	TOTAL	VOTE %		Election Day	Early Voting	Ballots By Mail	Provisional	Limited Ballot
FOR	1	100.00%	<div><div></div></div>	0	1	0	0	0
AGAINST	0	0.00%	<div><div></div></div>	0	0	0	0	0
Total Votes Cast	1	100.00%	<div><div></div></div>	0	1	0	0	0
Overvotes	0			0	0	0	0	0
Undervotes	0			0	0	0	0	0
Contest Totals	1			0	1	0	0	0

### Proposition F – Blue Meadow MUD No. 3

Vote For 1

	TOTAL	VOTE %		Election Day	Early Voting	Ballots By Mail	Provisional	Limited Ballot
FOR	1	100.00%	<div><div></div></div>	0	1	0	0	0
AGAINST	0	0.00%	<div><div></div></div>	0	0	0	0	0
Total Votes Cast	1	100.00%	<div><div></div></div>	0	1	0	0	0
Overvotes	0			0	0	0	0	0
Undervotes	0			0	0	0	0	0
Contest Totals	1			0	1	0	0	0

### Proposition G – Blue Meadow MUD No. 3

Vote For 1

	TOTAL	VOTE %		Election Day	Early Voting	Ballots By Mail	Provisional	Limited Ballot
FOR	1	100.00%	<div><div></div></div>	0	1	0	0	0
AGAINST	0	0.00%	<div><div></div></div>	0	0	0	0	0
Total Votes Cast	1	100.00%	<div><div></div></div>	0	1	0	0	0
Overvotes	0			0	0	0	0	0
Undervotes	0			0	0	0	0	0
Contest Totals	1			0	1	0	0	0

### Directors – Blue Meadow MUD No. 3

Vote For 5

	TOTAL	VOTE %		Election Day	Early Voting	Ballots By Mail	Provisional	Limited Ballot
Madison Byrd	1	20.00%	<div><div></div></div>	0	1	0	0	0
Vancil Spradlin	1	20.00%	<div><div></div></div>	0	1	0	0	0
Hayley Halliburton	1	20.00%	<div><div></div></div>	0	1	0	0	0
Jim Vinz	1	20.00%	<div><div></div></div>	0	1	0	0	0
Collin Edmonds	1	20.00%	<div><div></div></div>	0	1	0	0	0
Total Votes Cast	5	100.00%	<div><div></div></div>	0	5	0	0	0
Overvotes	0			0	0	0	0	0
Undervotes	0			0	0	0	0	0
Contest Totals	5			0	5	0	0	0

## PCT 188

### Proposition 1 – State of Texas

Vote For 1

	TOTAL	VOTE %		Election Day	Early Voting	Ballots By Mail	Provision al	Limited Ballot
For	8	66.67%	<div><div></div></div>	4	4	0	0	0
Against	4	33.33%	<div><div></div></div>	1	3	0	0	0
Total Votes Cast	12	100.00%	<div><div></div></div>	5	7	0	0	0
Overvotes	0			0	0	0	0	0
Undervotes	0			0	0	0	0	0
Contest Totals	12			5	7	0	0	0

### Proposition 2 – State of Texas

Vote For 1

	TOTAL	VOTE %		Election Day	Early Voting	Ballots By Mail	Provision al	Limited Ballot
For	6	50.00%	<div><div></div></div>	3	3	0	0	0
Against	6	50.00%	<div><div></div></div>	2	4	0	0	0
Total Votes Cast	12	100.00%	<div><div></div></div>	5	7	0	0	0
Overvotes	0			0	0	0	0	0
Undervotes	0			0	0	0	0	0
Contest Totals	12			5	7	0	0	0

### Proposition 3 – State of Texas

Vote For 1

	TOTAL	VOTE %		Election Day	Early Voting	Ballots By Mail	Provision al	Limited Ballot
For	11	91.67%	<div><div></div></div>	5	6	0	0	0
Against	1	8.33%	<div><div></div></div>	0	1	0	0	0
Total Votes Cast	12	100.00%	<div><div></div></div>	5	7	0	0	0
Overvotes	0			0	0	0	0	0
Undervotes	0			0	0	0	0	0
Contest Totals	12			5	7	0	0	0

### Proposition 4 – State of Texas

Vote For 1

	TOTAL	VOTE %		Election Day	Early Voting	Ballots By Mail	Provision al	Limited Ballot
For	11	91.67%	<div><div></div></div>	5	6	0	0	0
Against	1	8.33%	<div><div></div></div>	0	1	0	0	0
Total Votes Cast	12	100.00%	<div><div></div></div>	5	7	0	0	0
Overvotes	0			0	0	0	0	0
Undervotes	0			0	0	0	0	0
Contest Totals	12			5	7	0	0	0

## PCT 188

### Proposition 5 – State of Texas

Vote For 1

	TOTAL	VOTE %		Election Day	Early Voting	Ballots By Mail	Provisional	Limited Ballot
For	6	50.00%	<div><div></div></div>	2	4	0	0	0
Against	6	50.00%	<div><div></div></div>	3	3	0	0	0
Total Votes Cast	12	100.00%	<div><div></div></div>	5	7	0	0	0
Overvotes	0			0	0	0	0	0
Undervotes	0			0	0	0	0	0
Contest Totals	12			5	7	0	0	0

### Proposition 6 – State of Texas

Vote For 1

	TOTAL	VOTE %		Election Day	Early Voting	Ballots By Mail	Provisional	Limited Ballot
For	7	58.33%	<div><div></div></div>	4	3	0	0	0
Against	5	41.67%	<div><div></div></div>	1	4	0	0	0
Total Votes Cast	12	100.00%	<div><div></div></div>	5	7	0	0	0
Overvotes	0			0	0	0	0	0
Undervotes	0			0	0	0	0	0
Contest Totals	12			5	7	0	0	0

### Proposition 7 – State of Texas

Vote For 1

	TOTAL	VOTE %		Election Day	Early Voting	Ballots By Mail	Provisional	Limited Ballot
For	8	66.67%	<div><div></div></div>	3	5	0	0	0
Against	4	33.33%	<div><div></div></div>	2	2	0	0	0
Total Votes Cast	12	100.00%	<div><div></div></div>	5	7	0	0	0
Overvotes	0			0	0	0	0	0
Undervotes	0			0	0	0	0	0
Contest Totals	12			5	7	0	0	0

### Proposition 8 – State of Texas

Vote For 1

	TOTAL	VOTE %		Election Day	Early Voting	Ballots By Mail	Provisional	Limited Ballot
For	11	91.67%	<div><div></div></div>	5	6	0	0	0
Against	1	8.33%	<div><div></div></div>	0	1	0	0	0
Total Votes Cast	12	100.00%	<div><div></div></div>	5	7	0	0	0
Overvotes	0			0	0	0	0	0
Undervotes	0			0	0	0	0	0
Contest Totals	12			5	7	0	0	0



## PCT 188

### Proposition 9 – State of Texas

Vote For 1

	TOTAL	VOTE %		Election Day	Early Voting	Ballots By Mail	Provisional	Limited Ballot
For	4	33.33%	<div><div></div></div>	2	2	0	0	0
Against	8	66.67%	<div><div></div></div>	3	5	0	0	0
Total Votes Cast	12	100.00%	<div><div></div></div>	5	7	0	0	0
Overvotes	0			0	0	0	0	0
Undervotes	0			0	0	0	0	0
Contest Totals	12			5	7	0	0	0

### Proposition 10 – State of Texas

Vote For 1

	TOTAL	VOTE %		Election Day	Early Voting	Ballots By Mail	Provisional	Limited Ballot
For	4	33.33%	<div><div></div></div>	3	1	0	0	0
Against	8	66.67%	<div><div></div></div>	2	6	0	0	0
Total Votes Cast	12	100.00%	<div><div></div></div>	5	7	0	0	0
Overvotes	0			0	0	0	0	0
Undervotes	0			0	0	0	0	0
Contest Totals	12			5	7	0	0	0

### Proposition 11 – State of Texas

Vote For 1

	TOTAL	VOTE %		Election Day	Early Voting	Ballots By Mail	Provisional	Limited Ballot
For	6	54.55%	<div><div></div></div>	2	4	0	0	0
Against	5	45.45%	<div><div></div></div>	3	2	0	0	0
Total Votes Cast	11	100.00%	<div><div></div></div>	5	6	0	0	0
Overvotes	0			0	0	0	0	0
Undervotes	1			0	1	0	0	0
Contest Totals	12			5	7	0	0	0

### Proposition 12 – State of Texas

Vote For 1

	TOTAL	VOTE %		Election Day	Early Voting	Ballots By Mail	Provisional	Limited Ballot
For	8	80.00%	<div><div></div></div>	4	4	0	0	0
Against	2	20.00%	<div><div></div></div>	0	2	0	0	0
Total Votes Cast	10	100.00%	<div><div></div></div>	4	6	0	0	0
Overvotes	0			0	0	0	0	0
Undervotes	2			1	1	0	0	0
Contest Totals	12			5	7	0	0	0

## PCT 188

### Proposition 13 – State of Texas

Vote For 1

	TOTAL	VOTE %		Election Day	Early Voting	Ballots By Mail	Provisional	Limited Ballot
For	7	58.33%	<div><div></div></div>	3	4	0	0	0
Against	5	41.67%	<div><div></div></div>	2	3	0	0	0
Total Votes Cast	12	100.00%	<div><div></div></div>	5	7	0	0	0
Overvotes	0			0	0	0	0	0
Undervotes	0			0	0	0	0	0
Contest Totals	12			5	7	0	0	0

### Proposition 14 – State of Texas

Vote For 1

	TOTAL	VOTE %		Election Day	Early Voting	Ballots By Mail	Provisional	Limited Ballot
For	5	45.45%	<div><div></div></div>	3	2	0	0	0
Against	6	54.55%	<div><div></div></div>	1	5	0	0	0
Total Votes Cast	11	100.00%	<div><div></div></div>	4	7	0	0	0
Overvotes	0			0	0	0	0	0
Undervotes	1			1	0	0	0	0
Contest Totals	12			5	7	0	0	0

### Proposition A – Collin County

Vote For 1

	TOTAL	VOTE %		Election Day	Early Voting	Ballots By Mail	Provisional	Limited Ballot
For	8	66.67%	<div><div></div></div>	3	5	0	0	0
Against	4	33.33%	<div><div></div></div>	2	2	0	0	0
Total Votes Cast	12	100.00%	<div><div></div></div>	5	7	0	0	0
Overvotes	0			0	0	0	0	0
Undervotes	0			0	0	0	0	0
Contest Totals	12			5	7	0	0	0

### Proposition B – Collin County

Vote For 1

	TOTAL	VOTE %		Election Day	Early Voting	Ballots By Mail	Provisional	Limited Ballot
For	8	66.67%	<div><div></div></div>	3	5	0	0	0
Against	4	33.33%	<div><div></div></div>	2	2	0	0	0
Total Votes Cast	12	100.00%	<div><div></div></div>	5	7	0	0	0
Overvotes	0			0	0	0	0	0
Undervotes	0			0	0	0	0	0
Contest Totals	12			5	7	0	0	0

## PCT 188

### Proposition C – Collin County

Vote For 1

	TOTAL	VOTE %		Election Day	Early Voting	Ballots By Mail	Provisional	Limited Ballot
For	7	58.33%	<div><div></div></div>	2	5	0	0	0
Against	5	41.67%	<div><div></div></div>	3	2	0	0	0
Total Votes Cast	12	100.00%	<div><div></div></div>	5	7	0	0	0
Overvotes	0			0	0	0	0	0
Undervotes	0			0	0	0	0	0
Contest Totals	12			5	7	0	0	0

### Proposition D – Collin County

Vote For 1

	TOTAL	VOTE %		Election Day	Early Voting	Ballots By Mail	Provisional	Limited Ballot
For	4	33.33%	<div><div></div></div>	2	2	0	0	0
Against	8	66.67%	<div><div></div></div>	3	5	0	0	0
Total Votes Cast	12	100.00%	<div><div></div></div>	5	7	0	0	0
Overvotes	0			0	0	0	0	0
Undervotes	0			0	0	0	0	0
Contest Totals	12			5	7	0	0	0

### Proposition E – Collin County

Vote For 1

	TOTAL	VOTE %		Election Day	Early Voting	Ballots By Mail	Provisional	Limited Ballot
For	9	75.00%	<div><div></div></div>	4	5	0	0	0
Against	3	25.00%	<div><div></div></div>	1	2	0	0	0
Total Votes Cast	12	100.00%	<div><div></div></div>	5	7	0	0	0
Overvotes	0			0	0	0	0	0
Undervotes	0			0	0	0	0	0
Contest Totals	12			5	7	0	0	0

## PCT 189

### Proposition 1 – State of Texas

Vote For 1

	TOTAL	VOTE %		Election Day	Early Voting	Ballots By Mail	Provision al	Limited Ballot
For	122	96.06%	<div><div></div></div>	66	56	0	0	0
Against	5	3.94%	<div><div></div></div>	3	2	0	0	0
Total Votes Cast	127	100.00%	<div><div></div></div>	69	58	0	0	0
Overvotes	0			0	0	0	0	0
Undervotes	3			2	1	0	0	0
Contest Totals	130			71	59	0	0	0

### Proposition 2 – State of Texas

Vote For 1

	TOTAL	VOTE %		Election Day	Early Voting	Ballots By Mail	Provision al	Limited Ballot
For	70	58.33%	<div><div></div></div>	44	26	0	0	0
Against	50	41.67%	<div><div></div></div>	22	28	0	0	0
Total Votes Cast	120	100.00%	<div><div></div></div>	66	54	0	0	0
Overvotes	0			0	0	0	0	0
Undervotes	10			5	5	0	0	0
Contest Totals	130			71	59	0	0	0

### Proposition 3 – State of Texas

Vote For 1

	TOTAL	VOTE %		Election Day	Early Voting	Ballots By Mail	Provision al	Limited Ballot
For	101	82.11%	<div><div></div></div>	53	48	0	0	0
Against	22	17.89%	<div><div></div></div>	12	10	0	0	0
Total Votes Cast	123	100.00%	<div><div></div></div>	65	58	0	0	0
Overvotes	0			0	0	0	0	0
Undervotes	7			6	1	0	0	0
Contest Totals	130			71	59	0	0	0

### Proposition 4 – State of Texas

Vote For 1

	TOTAL	VOTE %		Election Day	Early Voting	Ballots By Mail	Provision al	Limited Ballot
For	112	88.89%	<div><div></div></div>	61	51	0	0	0
Against	14	11.11%	<div><div></div></div>	8	6	0	0	0
Total Votes Cast	126	100.00%	<div><div></div></div>	69	57	0	0	0
Overvotes	0			0	0	0	0	0
Undervotes	4			2	2	0	0	0
Contest Totals	130			71	59	0	0	0

## PCT 189

### Proposition 5 – State of Texas

Vote For 1

	TOTAL	VOTE %		Election Day	Early Voting	Ballots By Mail	Provisional	Limited Ballot
For	56	47.06%	<div><div></div></div>	34	22	0	0	0
Against	63	52.94%	<div><div></div></div>	29	34	0	0	0
Total Votes Cast	119	100.00%	<div><div></div></div>	63	56	0	0	0
Overvotes	0			0	0	0	0	0
Undervotes	11			8	3	0	0	0
Contest Totals	130			71	59	0	0	0

### Proposition 6 – State of Texas

Vote For 1

	TOTAL	VOTE %		Election Day	Early Voting	Ballots By Mail	Provisional	Limited Ballot
For	99	81.82%	<div><div></div></div>	56	43	0	0	0
Against	22	18.18%	<div><div></div></div>	11	11	0	0	0
Total Votes Cast	121	100.00%	<div><div></div></div>	67	54	0	0	0
Overvotes	0			0	0	0	0	0
Undervotes	9			4	5	0	0	0
Contest Totals	130			71	59	0	0	0

### Proposition 7 – State of Texas

Vote For 1

	TOTAL	VOTE %		Election Day	Early Voting	Ballots By Mail	Provisional	Limited Ballot
For	89	74.79%	<div><div></div></div>	54	35	0	0	0
Against	30	25.21%	<div><div></div></div>	10	20	0	0	0
Total Votes Cast	119	100.00%	<div><div></div></div>	64	55	0	0	0
Overvotes	0			0	0	0	0	0
Undervotes	11			7	4	0	0	0
Contest Totals	130			71	59	0	0	0

### Proposition 8 – State of Texas

Vote For 1

	TOTAL	VOTE %		Election Day	Early Voting	Ballots By Mail	Provisional	Limited Ballot
For	72	61.02%	<div><div></div></div>	46	26	0	0	0
Against	46	38.98%	<div><div></div></div>	18	28	0	0	0
Total Votes Cast	118	100.00%	<div><div></div></div>	64	54	0	0	0
Overvotes	0			0	0	0	0	0
Undervotes	12			7	5	0	0	0
Contest Totals	130			71	59	0	0	0

## PCT 189

### Proposition 9 – State of Texas

Vote For 1

	TOTAL	VOTE %		Election Day	Early Voting	Ballots By Mail	Provisional	Limited Ballot
For	103	80.47%	<div><div></div></div>	57	46	0	0	0
Against	25	19.53%	<div><div></div></div>	12	13	0	0	0
Total Votes Cast	128	100.00%	<div><div></div></div>	69	59	0	0	0
Overvotes	0			0	0	0	0	0
Undervotes	2			2	0	0	0	0
Contest Totals	130			71	59	0	0	0

### Proposition 10 – State of Texas

Vote For 1

	TOTAL	VOTE %		Election Day	Early Voting	Ballots By Mail	Provisional	Limited Ballot
For	59	52.68%	<div><div></div></div>	33	26	0	0	0
Against	53	47.32%	<div><div></div></div>	28	25	0	0	0
Total Votes Cast	112	100.00%	<div><div></div></div>	61	51	0	0	0
Overvotes	0			0	0	0	0	0
Undervotes	18			10	8	0	0	0
Contest Totals	130			71	59	0	0	0

### Proposition 11 – State of Texas

Vote For 1

	TOTAL	VOTE %		Election Day	Early Voting	Ballots By Mail	Provisional	Limited Ballot
For	52	46.02%	<div><div></div></div>	30	22	0	0	0
Against	61	53.98%	<div><div></div></div>	32	29	0	0	0
Total Votes Cast	113	100.00%	<div><div></div></div>	62	51	0	0	0
Overvotes	0			0	0	0	0	0
Undervotes	17			9	8	0	0	0
Contest Totals	130			71	59	0	0	0

### Proposition 12 – State of Texas

Vote For 1

	TOTAL	VOTE %		Election Day	Early Voting	Ballots By Mail	Provisional	Limited Ballot
For	67	65.69%	<div><div></div></div>	37	30	0	0	0
Against	35	34.31%	<div><div></div></div>	19	16	0	0	0
Total Votes Cast	102	100.00%	<div><div></div></div>	56	46	0	0	0
Overvotes	0			0	0	0	0	0
Undervotes	28			15	13	0	0	0
Contest Totals	130			71	59	0	0	0

## PCT 189

### Proposition 13 – State of Texas

Vote For 1

	TOTAL	VOTE %		Election Day	Early Voting	Ballots By Mail	Provisional	Limited Ballot
For	43	36.13%	<div><div></div></div>	19	24	0	0	0
Against	76	63.87%	<div><div></div></div>	46	30	0	0	0
Total Votes Cast	119	100.00%	<div><div></div></div>	65	54	0	0	0
Overvotes	0			0	0	0	0	0
Undervotes	11			6	5	0	0	0
Contest Totals	130			71	59	0	0	0

### Proposition 14 – State of Texas

Vote For 1

	TOTAL	VOTE %		Election Day	Early Voting	Ballots By Mail	Provisional	Limited Ballot
For	81	68.64%	<div><div></div></div>	47	34	0	0	0
Against	37	31.36%	<div><div></div></div>	15	22	0	0	0
Total Votes Cast	118	100.00%	<div><div></div></div>	62	56	0	0	0
Overvotes	0			0	0	0	0	0
Undervotes	12			9	3	0	0	0
Contest Totals	130			71	59	0	0	0

### Proposition A – Collin County

Vote For 1

	TOTAL	VOTE %		Election Day	Early Voting	Ballots By Mail	Provisional	Limited Ballot
For	46	39.66%	<div><div></div></div>	30	16	0	0	0
Against	70	60.34%	<div><div></div></div>	34	36	0	0	0
Total Votes Cast	116	100.00%	<div><div></div></div>	64	52	0	0	0
Overvotes	0			0	0	0	0	0
Undervotes	14			7	7	0	0	0
Contest Totals	130			71	59	0	0	0

### Proposition B – Collin County

Vote For 1

	TOTAL	VOTE %		Election Day	Early Voting	Ballots By Mail	Provisional	Limited Ballot
For	62	51.24%	<div><div></div></div>	34	28	0	0	0
Against	59	48.76%	<div><div></div></div>	31	28	0	0	0
Total Votes Cast	121	100.00%	<div><div></div></div>	65	56	0	0	0
Overvotes	0			0	0	0	0	0
Undervotes	9			6	3	0	0	0
Contest Totals	130			71	59	0	0	0

## PCT 189

### Proposition C – Collin County

Vote For 1

	TOTAL	VOTE %		Election Day	Early Voting	Ballots By Mail	Provisional	Limited Ballot
For	46	39.66%	<div><div></div></div>	32	14	0	0	0
Against	70	60.34%	<div><div></div></div>	31	39	0	0	0
Total Votes Cast	116	100.00%	<div><div></div></div>	63	53	0	0	0
Overvotes	0			0	0	0	0	0
Undervotes	14			8	6	0	0	0
Contest Totals	130			71	59	0	0	0

### Proposition D – Collin County

Vote For 1

	TOTAL	VOTE %		Election Day	Early Voting	Ballots By Mail	Provisional	Limited Ballot
For	51	43.97%	<div><div></div></div>	33	18	0	0	0
Against	65	56.03%	<div><div></div></div>	30	35	0	0	0
Total Votes Cast	116	100.00%	<div><div></div></div>	63	53	0	0	0
Overvotes	0			0	0	0	0	0
Undervotes	14			8	6	0	0	0
Contest Totals	130			71	59	0	0	0

### Proposition E – Collin County

Vote For 1

	TOTAL	VOTE %		Election Day	Early Voting	Ballots By Mail	Provisional	Limited Ballot
For	85	69.67%	<div><div></div></div>	49	36	0	0	0
Against	37	30.33%	<div><div></div></div>	16	21	0	0	0
Total Votes Cast	122	100.00%	<div><div></div></div>	65	57	0	0	0
Overvotes	0			0	0	0	0	0
Undervotes	8			6	2	0	0	0
Contest Totals	130			71	59	0	0	0



## PCT 190

### Proposition 1 – State of Texas

Vote For 1

	TOTAL	VOTE %		Election Day	Early Voting	Ballots By Mail	Provisional	Limited Ballot
For	6	85.71%	<div><div></div></div>	1	5	0	0	0
Against	1	14.29%	<div><div></div></div>	0	1	0	0	0
Total Votes Cast	7	100.00%	<div><div></div></div>	1	6	0	0	0
Overvotes	0			0	0	0	0	0
Undervotes	0			0	0	0	0	0
Contest Totals	7			1	6	0	0	0

### Proposition 2 – State of Texas

Vote For 1

	TOTAL	VOTE %		Election Day	Early Voting	Ballots By Mail	Provisional	Limited Ballot
For	4	57.14%	<div><div></div></div>	0	4	0	0	0
Against	3	42.86%	<div><div></div></div>	1	2	0	0	0
Total Votes Cast	7	100.00%	<div><div></div></div>	1	6	0	0	0
Overvotes	0			0	0	0	0	0
Undervotes	0			0	0	0	0	0
Contest Totals	7			1	6	0	0	0

### Proposition 3 – State of Texas

Vote For 1

	TOTAL	VOTE %		Election Day	Early Voting	Ballots By Mail	Provisional	Limited Ballot
For	5	71.43%	<div><div></div></div>	1	4	0	0	0
Against	2	28.57%	<div><div></div></div>	0	2	0	0	0
Total Votes Cast	7	100.00%	<div><div></div></div>	1	6	0	0	0
Overvotes	0			0	0	0	0	0
Undervotes	0			0	0	0	0	0
Contest Totals	7			1	6	0	0	0

### Proposition 4 – State of Texas

Vote For 1

	TOTAL	VOTE %		Election Day	Early Voting	Ballots By Mail	Provisional	Limited Ballot
For	6	85.71%	<div><div></div></div>	1	5	0	0	0
Against	1	14.29%	<div><div></div></div>	0	1	0	0	0
Total Votes Cast	7	100.00%	<div><div></div></div>	1	6	0	0	0
Overvotes	0			0	0	0	0	0
Undervotes	0			0	0	0	0	0
Contest Totals	7			1	6	0	0	0

## PCT 190

### Proposition 5 – State of Texas

Vote For 1

	TOTAL	VOTE %		Election Day	Early Voting	Ballots By Mail	Provision al	Limited Ballot
For	3	42.86%	<div><div></div></div>	0	3	0	0	0
Against	4	57.14%	<div><div></div></div>	1	3	0	0	0
Total Votes Cast	7	100.00%	<div><div></div></div>	1	6	0	0	0
Overvotes	0			0	0	0	0	0
Undervotes	0			0	0	0	0	0
Contest Totals	7			1	6	0	0	0

### Proposition 6 – State of Texas

Vote For 1

	TOTAL	VOTE %		Election Day	Early Voting	Ballots By Mail	Provision al	Limited Ballot
For	5	71.43%	<div><div></div></div>	1	4	0	0	0
Against	2	28.57%	<div><div></div></div>	0	2	0	0	0
Total Votes Cast	7	100.00%	<div><div></div></div>	1	6	0	0	0
Overvotes	0			0	0	0	0	0
Undervotes	0			0	0	0	0	0
Contest Totals	7			1	6	0	0	0

### Proposition 7 – State of Texas

Vote For 1

	TOTAL	VOTE %		Election Day	Early Voting	Ballots By Mail	Provision al	Limited Ballot
For	6	85.71%	<div><div></div></div>	1	5	0	0	0
Against	1	14.29%	<div><div></div></div>	0	1	0	0	0
Total Votes Cast	7	100.00%	<div><div></div></div>	1	6	0	0	0
Overvotes	0			0	0	0	0	0
Undervotes	0			0	0	0	0	0
Contest Totals	7			1	6	0	0	0

### Proposition 8 – State of Texas

Vote For 1

	TOTAL	VOTE %		Election Day	Early Voting	Ballots By Mail	Provision al	Limited Ballot
For	6	85.71%	<div><div></div></div>	1	5	0	0	0
Against	1	14.29%	<div><div></div></div>	0	1	0	0	0
Total Votes Cast	7	100.00%	<div><div></div></div>	1	6	0	0	0
Overvotes	0			0	0	0	0	0
Undervotes	0			0	0	0	0	0
Contest Totals	7			1	6	0	0	0

## PCT 190

### Proposition 9 – State of Texas

Vote For 1

	TOTAL	VOTE %		Election Day	Early Voting	Ballots By Mail	Provisional	Limited Ballot
For	5	71.43%	<div><div></div></div>	0	5	0	0	0
Against	2	28.57%	<div><div></div></div>	1	1	0	0	0
Total Votes Cast	7	100.00%	<div><div></div></div>	1	6	0	0	0
Overvotes	0			0	0	0	0	0
Undervotes	0			0	0	0	0	0
Contest Totals	7			1	6	0	0	0

### Proposition 10 – State of Texas

Vote For 1

	TOTAL	VOTE %		Election Day	Early Voting	Ballots By Mail	Provisional	Limited Ballot
For	4	57.14%	<div><div></div></div>	1	3	0	0	0
Against	3	42.86%	<div><div></div></div>	0	3	0	0	0
Total Votes Cast	7	100.00%	<div><div></div></div>	1	6	0	0	0
Overvotes	0			0	0	0	0	0
Undervotes	0			0	0	0	0	0
Contest Totals	7			1	6	0	0	0

### Proposition 11 – State of Texas

Vote For 1

	TOTAL	VOTE %		Election Day	Early Voting	Ballots By Mail	Provisional	Limited Ballot
For	2	28.57%	<div><div></div></div>	0	2	0	0	0
Against	5	71.43%	<div><div></div></div>	1	4	0	0	0
Total Votes Cast	7	100.00%	<div><div></div></div>	1	6	0	0	0
Overvotes	0			0	0	0	0	0
Undervotes	0			0	0	0	0	0
Contest Totals	7			1	6	0	0	0

### Proposition 12 – State of Texas

Vote For 1

	TOTAL	VOTE %		Election Day	Early Voting	Ballots By Mail	Provisional	Limited Ballot
For	3	42.86%	<div><div></div></div>	1	2	0	0	0
Against	4	57.14%	<div><div></div></div>	0	4	0	0	0
Total Votes Cast	7	100.00%	<div><div></div></div>	1	6	0	0	0
Overvotes	0			0	0	0	0	0
Undervotes	0			0	0	0	0	0
Contest Totals	7			1	6	0	0	0

## PCT 190

### Proposition 13 – State of Texas

Vote For 1

	TOTAL	VOTE %		Election Day	Early Voting	Ballots By Mail	Provision al	Limited Ballot
For	3	42.86%	<div><div></div></div>	0	3	0	0	0
Against	4	57.14%	<div><div></div></div>	1	3	0	0	0
Total Votes Cast	7	100.00%	<div><div></div></div>	1	6	0	0	0
Overvotes	0			0	0	0	0	0
Undervotes	0			0	0	0	0	0
Contest Totals	7			1	6	0	0	0

### Proposition 14 – State of Texas

Vote For 1

	TOTAL	VOTE %		Election Day	Early Voting	Ballots By Mail	Provision al	Limited Ballot
For	5	71.43%	<div><div></div></div>	0	5	0	0	0
Against	2	28.57%	<div><div></div></div>	1	1	0	0	0
Total Votes Cast	7	100.00%	<div><div></div></div>	1	6	0	0	0
Overvotes	0			0	0	0	0	0
Undervotes	0			0	0	0	0	0
Contest Totals	7			1	6	0	0	0

### Proposition A – Collin County

Vote For 1

	TOTAL	VOTE %		Election Day	Early Voting	Ballots By Mail	Provision al	Limited Ballot
For	1	14.29%	<div><div></div></div>	0	1	0	0	0
Against	6	85.71%	<div><div></div></div>	1	5	0	0	0
Total Votes Cast	7	100.00%	<div><div></div></div>	1	6	0	0	0
Overvotes	0			0	0	0	0	0
Undervotes	0			0	0	0	0	0
Contest Totals	7			1	6	0	0	0

### Proposition B – Collin County

Vote For 1

	TOTAL	VOTE %		Election Day	Early Voting	Ballots By Mail	Provision al	Limited Ballot
For	5	71.43%	<div><div></div></div>	1	4	0	0	0
Against	2	28.57%	<div><div></div></div>	0	2	0	0	0
Total Votes Cast	7	100.00%	<div><div></div></div>	1	6	0	0	0
Overvotes	0			0	0	0	0	0
Undervotes	0			0	0	0	0	0
Contest Totals	7			1	6	0	0	0

## PCT 190

### Proposition C – Collin County

Vote For 1

	TOTAL	VOTE %		Election Day	Early Voting	Ballots By Mail	Provisional	Limited Ballot
For	0	0.00%	<div><div></div></div>	0	0	0	0	0
Against	7	100.00%	<div><div></div></div>	1	6	0	0	0
Total Votes Cast	7	100.00%	<div><div></div></div>	1	6	0	0	0
Overvotes	0			0	0	0	0	0
Undervotes	0			0	0	0	0	0
Contest Totals	7			1	6	0	0	0

### Proposition D – Collin County

Vote For 1

	TOTAL	VOTE %		Election Day	Early Voting	Ballots By Mail	Provisional	Limited Ballot
For	2	28.57%	<div><div></div></div>	0	2	0	0	0
Against	5	71.43%	<div><div></div></div>	1	4	0	0	0
Total Votes Cast	7	100.00%	<div><div></div></div>	1	6	0	0	0
Overvotes	0			0	0	0	0	0
Undervotes	0			0	0	0	0	0
Contest Totals	7			1	6	0	0	0

### Proposition E – Collin County

Vote For 1

	TOTAL	VOTE %		Election Day	Early Voting	Ballots By Mail	Provisional	Limited Ballot
For	5	71.43%	<div><div></div></div>	1	4	0	0	0
Against	2	28.57%	<div><div></div></div>	0	2	0	0	0
Total Votes Cast	7	100.00%	<div><div></div></div>	1	6	0	0	0
Overvotes	0			0	0	0	0	0
Undervotes	0			0	0	0	0	0
Contest Totals	7			1	6	0	0	0

## PCT 191

### Proposition 1 – State of Texas

Vote For 1

	TOTAL	VOTE %		Election Day	Early Voting	Ballots By Mail	Provisional	Limited Ballot
For	64	81.01%	<div><div></div></div>	30	34	0	0	0
Against	15	18.99%	<div><div></div></div>	5	10	0	0	0
Total Votes Cast	79	100.00%	<div><div></div></div>	35	44	0	0	0
Overvotes	0			0	0	0	0	0
Undervotes	1			0	1	0	0	0
Contest Totals	80			35	45	0	0	0

### Proposition 2 – State of Texas

Vote For 1

	TOTAL	VOTE %		Election Day	Early Voting	Ballots By Mail	Provisional	Limited Ballot
For	51	66.23%	<div><div></div></div>	21	30	0	0	0
Against	26	33.77%	<div><div></div></div>	14	12	0	0	0
Total Votes Cast	77	100.00%	<div><div></div></div>	35	42	0	0	0
Overvotes	0			0	0	0	0	0
Undervotes	3			0	3	0	0	0
Contest Totals	80			35	45	0	0	0

### Proposition 3 – State of Texas

Vote For 1

	TOTAL	VOTE %		Election Day	Early Voting	Ballots By Mail	Provisional	Limited Ballot
For	59	76.62%	<div><div></div></div>	25	34	0	0	0
Against	18	23.38%	<div><div></div></div>	9	9	0	0	0
Total Votes Cast	77	100.00%	<div><div></div></div>	34	43	0	0	0
Overvotes	0			0	0	0	0	0
Undervotes	3			1	2	0	0	0
Contest Totals	80			35	45	0	0	0

### Proposition 4 – State of Texas

Vote For 1

	TOTAL	VOTE %		Election Day	Early Voting	Ballots By Mail	Provisional	Limited Ballot
For	70	88.61%	<div><div></div></div>	31	39	0	0	0
Against	9	11.39%	<div><div></div></div>	4	5	0	0	0
Total Votes Cast	79	100.00%	<div><div></div></div>	35	44	0	0	0
Overvotes	0			0	0	0	0	0
Undervotes	1			0	1	0	0	0
Contest Totals	80			35	45	0	0	0

## PCT 191

### Proposition 5 – State of Texas

Vote For 1

	TOTAL	VOTE %		Election Day	Early Voting	Ballots By Mail	Provisional	Limited Ballot
For	38	50.67%	<div><div></div></div>	14	24	0	0	0
Against	37	49.33%	<div><div></div></div>	20	17	0	0	0
Total Votes Cast	75	100.00%	<div><div></div></div>	34	41	0	0	0
Overvotes	0			0	0	0	0	0
Undervotes	5			1	4	0	0	0
Contest Totals	80			35	45	0	0	0

### Proposition 6 – State of Texas

Vote For 1

	TOTAL	VOTE %		Election Day	Early Voting	Ballots By Mail	Provisional	Limited Ballot
For	62	79.49%	<div><div></div></div>	28	34	0	0	0
Against	16	20.51%	<div><div></div></div>	7	9	0	0	0
Total Votes Cast	78	100.00%	<div><div></div></div>	35	43	0	0	0
Overvotes	0			0	0	0	0	0
Undervotes	2			0	2	0	0	0
Contest Totals	80			35	45	0	0	0

### Proposition 7 – State of Texas

Vote For 1

	TOTAL	VOTE %		Election Day	Early Voting	Ballots By Mail	Provisional	Limited Ballot
For	52	67.53%	<div><div></div></div>	23	29	0	0	0
Against	25	32.47%	<div><div></div></div>	12	13	0	0	0
Total Votes Cast	77	100.00%	<div><div></div></div>	35	42	0	0	0
Overvotes	0			0	0	0	0	0
Undervotes	3			0	3	0	0	0
Contest Totals	80			35	45	0	0	0

### Proposition 8 – State of Texas

Vote For 1

	TOTAL	VOTE %		Election Day	Early Voting	Ballots By Mail	Provisional	Limited Ballot
For	49	63.64%	<div><div></div></div>	20	29	0	0	0
Against	28	36.36%	<div><div></div></div>	14	14	0	0	0
Total Votes Cast	77	100.00%	<div><div></div></div>	34	43	0	0	0
Overvotes	0			0	0	0	0	0
Undervotes	3			1	2	0	0	0
Contest Totals	80			35	45	0	0	0

## PCT 191

### Proposition 9 – State of Texas

Vote For 1

	TOTAL	VOTE %		Election Day	Early Voting	Ballots By Mail	Provisional	Limited Ballot
For	71	89.87%	<div><div></div></div>	31	40	0	0	0
Against	8	10.13%	<div><div></div></div>	4	4	0	0	0
Total Votes Cast	79	100.00%	<div><div></div></div>	35	44	0	0	0
Overvotes	0			0	0	0	0	0
Undervotes	1			0	1	0	0	0
Contest Totals	80			35	45	0	0	0

### Proposition 10 – State of Texas

Vote For 1

	TOTAL	VOTE %		Election Day	Early Voting	Ballots By Mail	Provisional	Limited Ballot
For	42	55.26%	<div><div></div></div>	19	23	0	0	0
Against	34	44.74%	<div><div></div></div>	15	19	0	0	0
Total Votes Cast	76	100.00%	<div><div></div></div>	34	42	0	0	0
Overvotes	0			0	0	0	0	0
Undervotes	4			1	3	0	0	0
Contest Totals	80			35	45	0	0	0

### Proposition 11 – State of Texas

Vote For 1

	TOTAL	VOTE %		Election Day	Early Voting	Ballots By Mail	Provisional	Limited Ballot
For	37	50.68%	<div><div></div></div>	16	21	0	0	0
Against	36	49.32%	<div><div></div></div>	15	21	0	0	0
Total Votes Cast	73	100.00%	<div><div></div></div>	31	42	0	0	0
Overvotes	0			0	0	0	0	0
Undervotes	7			4	3	0	0	0
Contest Totals	80			35	45	0	0	0

### Proposition 12 – State of Texas

Vote For 1

	TOTAL	VOTE %		Election Day	Early Voting	Ballots By Mail	Provisional	Limited Ballot
For	33	47.14%	<div><div></div></div>	15	18	0	0	0
Against	37	52.86%	<div><div></div></div>	14	23	0	0	0
Total Votes Cast	70	100.00%	<div><div></div></div>	29	41	0	0	0
Overvotes	0			0	0	0	0	0
Undervotes	10			6	4	0	0	0
Contest Totals	80			35	45	0	0	0



## PCT 191

### Proposition 13 – State of Texas

Vote For 1

	TOTAL	VOTE %		Election Day	Early Voting	Ballots By Mail	Provisional	Limited Ballot
For	25	32.05%	<div><div></div></div>	15	10	0	0	0
Against	53	67.95%	<div><div></div></div>	19	34	0	0	0
Total Votes Cast	78	100.00%	<div><div></div></div>	34	44	0	0	0
Overvotes	0			0	0	0	0	0
Undervotes	2			1	1	0	0	0
Contest Totals	80			35	45	0	0	0

### Proposition 14 – State of Texas

Vote For 1

	TOTAL	VOTE %		Election Day	Early Voting	Ballots By Mail	Provisional	Limited Ballot
For	56	72.73%	<div><div></div></div>	22	34	0	0	0
Against	21	27.27%	<div><div></div></div>	12	9	0	0	0
Total Votes Cast	77	100.00%	<div><div></div></div>	34	43	0	0	0
Overvotes	0			0	0	0	0	0
Undervotes	3			1	2	0	0	0
Contest Totals	80			35	45	0	0	0

### Proposition A – Collin County

Vote For 1

	TOTAL	VOTE %		Election Day	Early Voting	Ballots By Mail	Provisional	Limited Ballot
For	42	54.55%	<div><div></div></div>	19	23	0	0	0
Against	35	45.45%	<div><div></div></div>	14	21	0	0	0
Total Votes Cast	77	100.00%	<div><div></div></div>	33	44	0	0	0
Overvotes	0			0	0	0	0	0
Undervotes	3			2	1	0	0	0
Contest Totals	80			35	45	0	0	0

### Proposition B – Collin County

Vote For 1

	TOTAL	VOTE %		Election Day	Early Voting	Ballots By Mail	Provisional	Limited Ballot
For	49	63.64%	<div><div></div></div>	21	28	0	0	0
Against	28	36.36%	<div><div></div></div>	12	16	0	0	0
Total Votes Cast	77	100.00%	<div><div></div></div>	33	44	0	0	0
Overvotes	0			0	0	0	0	0
Undervotes	3			2	1	0	0	0
Contest Totals	80			35	45	0	0	0

## PCT 191

### Proposition C – Collin County

Vote For 1

	TOTAL	VOTE %		Election Day	Early Voting	Ballots By Mail	Provisional	Limited Ballot
For	46	58.97%	<div><div></div></div>	19	27	0	0	0
Against	32	41.03%	<div><div></div></div>	15	17	0	0	0
Total Votes Cast	78	100.00%	<div><div></div></div>	34	44	0	0	0
Overvotes	0			0	0	0	0	0
Undervotes	2			1	1	0	0	0
Contest Totals	80			35	45	0	0	0

### Proposition D – Collin County

Vote For 1

	TOTAL	VOTE %		Election Day	Early Voting	Ballots By Mail	Provisional	Limited Ballot
For	49	63.64%	<div><div></div></div>	21	28	0	0	0
Against	28	36.36%	<div><div></div></div>	12	16	0	0	0
Total Votes Cast	77	100.00%	<div><div></div></div>	33	44	0	0	0
Overvotes	0			0	0	0	0	0
Undervotes	3			2	1	0	0	0
Contest Totals	80			35	45	0	0	0

### Proposition E – Collin County

Vote For 1

	TOTAL	VOTE %		Election Day	Early Voting	Ballots By Mail	Provisional	Limited Ballot
For	60	76.92%	<div><div></div></div>	27	33	0	0	0
Against	18	23.08%	<div><div></div></div>	7	11	0	0	0
Total Votes Cast	78	100.00%	<div><div></div></div>	34	44	0	0	0
Overvotes	0			0	0	0	0	0
Undervotes	2			1	1	0	0	0
Contest Totals	80			35	45	0	0	0

### Councilmember, Place 3 – City of Princeton

Vote For 1

	TOTAL	VOTE %		Election Day	Early Voting	Ballots By Mail	Provisional	Limited Ballot
Terrance J. Gilmore	7	33.33%	<div><div></div></div>	1	6	0	0	0
Bryan Washington	14	66.67%	<div><div></div></div>	8	6	0	0	0
Total Votes Cast	21	100.00%	<div><div></div></div>	9	12	0	0	0
Overvotes	0			0	0	0	0	0
Undervotes	4			3	1	0	0	0
Contest Totals	25			12	13	0	0	0

## PCT 191

### Councilmember, Place 4 – City of Princeton

Vote For 1

	TOTAL	VOTE %		Election Day	Early Voting	Ballots By Mail	Provisional	Limited Ballot
Ryan Gerfers	11	100.00%	<div><div></div></div>	5	6	0	0	0
Total Votes Cast	11	100.00%	<div><div></div></div>	5	6	0	0	0
Overvotes	0			0	0	0	0	0
Undervotes	14			7	7	0	0	0
Contest Totals	25			12	13	0	0	0

### Councilmember, Place 5 – City of Princeton

Vote For 1

	TOTAL	VOTE %		Election Day	Early Voting	Ballots By Mail	Provisional	Limited Ballot
Steven Deffibaugh	14	100.00%	<div><div></div></div>	5	9	0	0	0
Total Votes Cast	14	100.00%	<div><div></div></div>	5	9	0	0	0
Overvotes	0			0	0	0	0	0
Undervotes	11			7	4	0	0	0
Contest Totals	25			12	13	0	0	0

### Councilmember, Place 6 – City of Princeton

Vote For 1

	TOTAL	VOTE %		Election Day	Early Voting	Ballots By Mail	Provisional	Limited Ballot
Ben Long	12	75.00%	<div><div></div></div>	4	8	0	0	0
Matthew Ickes	4	25.00%	<div><div></div></div>	3	1	0	0	0
Total Votes Cast	16	100.00%	<div><div></div></div>	7	9	0	0	0
Overvotes	0			0	0	0	0	0
Undervotes	9			5	4	0	0	0
Contest Totals	25			12	13	0	0	0

### Councilmember, Place 7 – City of Princeton

Vote For 1

	TOTAL	VOTE %		Election Day	Early Voting	Ballots By Mail	Provisional	Limited Ballot
Bruce Johnson	7	36.84%	<div><div></div></div>	2	5	0	0	0
Carolyn David-Graves	12	63.16%	<div><div></div></div>	5	7	0	0	0
Total Votes Cast	19	100.00%	<div><div></div></div>	7	12	0	0	0
Overvotes	0			0	0	0	0	0
Undervotes	6			5	1	0	0	0
Contest Totals	25			12	13	0	0	0

## PCT 191

### Proposition A – City of Princeton

Vote For 1

	TOTAL	VOTE %		Election Day	Early Voting	Ballots By Mail	Provisional	Limited Ballot
For	19	79.17%	<div><div></div></div>	10	9	0	0	0
Against	5	20.83%	<div><div></div></div>	1	4	0	0	0
Total Votes Cast	24	100.00%	<div><div></div></div>	11	13	0	0	0
Overvotes	0			0	0	0	0	0
Undervotes	1			1	0	0	0	0
Contest Totals	25			12	13	0	0	0

### Proposition B – City of Princeton

Vote For 1

	TOTAL	VOTE %		Election Day	Early Voting	Ballots By Mail	Provisional	Limited Ballot
For	18	78.26%	<div><div></div></div>	9	9	0	0	0
Against	5	21.74%	<div><div></div></div>	1	4	0	0	0
Total Votes Cast	23	100.00%	<div><div></div></div>	10	13	0	0	0
Overvotes	0			0	0	0	0	0
Undervotes	2			2	0	0	0	0
Contest Totals	25			12	13	0	0	0

### For School Trustees – Princeton ISD

Vote For 2

	TOTAL	VOTE %		Election Day	Early Voting	Ballots By Mail	Provisional	Limited Ballot
Starla Sharpe	37	38.54%	<div><div></div></div>	16	21	0	0	0
Chad Jones	28	29.17%	<div><div></div></div>	16	12	0	0	0
Cyndi Darland	20	20.83%	<div><div></div></div>	7	13	0	0	0
Melissa Ait Belaid	11	11.46%	<div><div></div></div>	5	6	0	0	0
Total Votes Cast	96	100.00%	<div><div></div></div>	44	52	0	0	0
Overvotes	0			0	0	0	0	0
Undervotes	64			26	38	0	0	0
Contest Totals	160			70	90	0	0	0

## PCT 192

### Proposition 1 – State of Texas

Vote For 1

	TOTAL	VOTE %		Election Day	Early Voting	Ballots By Mail	Provisional	Limited Ballot
For	559	89.30%	<div><div></div></div>	318	241	0	0	0
Against	67	10.70%	<div><div></div></div>	38	29	0	0	0
Total Votes Cast	626	100.00%	<div><div></div></div>	356	270	0	0	0
Overvotes	0			0	0	0	0	0
Undervotes	15			7	8	0	0	0
Contest Totals	641			363	278	0	0	0

### Proposition 2 – State of Texas

Vote For 1

	TOTAL	VOTE %		Election Day	Early Voting	Ballots By Mail	Provisional	Limited Ballot
For	370	61.77%	<div><div></div></div>	210	160	0	0	0
Against	229	38.23%	<div><div></div></div>	128	101	0	0	0
Total Votes Cast	599	100.00%	<div><div></div></div>	338	261	0	0	0
Overvotes	0			0	0	0	0	0
Undervotes	42			25	17	0	0	0
Contest Totals	641			363	278	0	0	0

### Proposition 3 – State of Texas

Vote For 1

	TOTAL	VOTE %		Election Day	Early Voting	Ballots By Mail	Provisional	Limited Ballot
For	454	75.42%	<div><div></div></div>	245	209	0	0	0
Against	148	24.58%	<div><div></div></div>	94	54	0	0	0
Total Votes Cast	602	100.00%	<div><div></div></div>	339	263	0	0	0
Overvotes	0			0	0	0	0	0
Undervotes	39			24	15	0	0	0
Contest Totals	641			363	278	0	0	0

### Proposition 4 – State of Texas

Vote For 1

	TOTAL	VOTE %		Election Day	Early Voting	Ballots By Mail	Provisional	Limited Ballot
For	561	89.90%	<div><div></div></div>	311	250	0	0	0
Against	63	10.10%	<div><div></div></div>	42	21	0	0	0
Total Votes Cast	624	100.00%	<div><div></div></div>	353	271	0	0	0
Overvotes	0			0	0	0	0	0
Undervotes	17			10	7	0	0	0
Contest Totals	641			363	278	0	0	0

## PCT 192

### Proposition 5 – State of Texas

Vote For 1

	TOTAL	VOTE %		Election Day	Early Voting	Ballots By Mail	Provisional	Limited Ballot
For	323	53.83%	<div><div></div></div>	173	150	0	0	0
Against	277	46.17%	<div><div></div></div>	168	109	0	0	0
Total Votes Cast	600	100.00%	<div><div></div></div>	341	259	0	0	0
Overvotes	0			0	0	0	0	0
Undervotes	41			22	19	0	0	0
Contest Totals	641			363	278	0	0	0

### Proposition 6 – State of Texas

Vote For 1

	TOTAL	VOTE %		Election Day	Early Voting	Ballots By Mail	Provisional	Limited Ballot
For	467	76.56%	<div><div></div></div>	265	202	0	0	0
Against	143	23.44%	<div><div></div></div>	78	65	0	0	0
Total Votes Cast	610	100.00%	<div><div></div></div>	343	267	0	0	0
Overvotes	0			0	0	0	0	0
Undervotes	31			20	11	0	0	0
Contest Totals	641			363	278	0	0	0

### Proposition 7 – State of Texas

Vote For 1

	TOTAL	VOTE %		Election Day	Early Voting	Ballots By Mail	Provisional	Limited Ballot
For	413	68.38%	<div><div></div></div>	239	174	0	0	0
Against	191	31.62%	<div><div></div></div>	101	90	0	0	0
Total Votes Cast	604	100.00%	<div><div></div></div>	340	264	0	0	0
Overvotes	0			0	0	0	0	0
Undervotes	37			23	14	0	0	0
Contest Totals	641			363	278	0	0	0

### Proposition 8 – State of Texas

Vote For 1

	TOTAL	VOTE %		Election Day	Early Voting	Ballots By Mail	Provisional	Limited Ballot
For	377	62.62%	<div><div></div></div>	217	160	0	0	0
Against	225	37.38%	<div><div></div></div>	122	103	0	0	0
Total Votes Cast	602	100.00%	<div><div></div></div>	339	263	0	0	0
Overvotes	0			0	0	0	0	0
Undervotes	39			24	15	0	0	0
Contest Totals	641			363	278	0	0	0

## PCT 192

### Proposition 9 – State of Texas

Vote For 1

	TOTAL	VOTE %		Election Day	Early Voting	Ballots By Mail	Provisional	Limited Ballot
For	488	79.35%	<div><div></div></div>	275	213	0	0	0
Against	127	20.65%	<div><div></div></div>	70	57	0	0	0
Total Votes Cast	615	100.00%	<div><div></div></div>	345	270	0	0	0
Overvotes	0			0	0	0	0	0
Undervotes	26			18	8	0	0	0
Contest Totals	641			363	278	0	0	0

### Proposition 10 – State of Texas

Vote For 1

	TOTAL	VOTE %		Election Day	Early Voting	Ballots By Mail	Provisional	Limited Ballot
For	349	58.95%	<div><div></div></div>	191	158	0	0	0
Against	243	41.05%	<div><div></div></div>	140	103	0	0	0
Total Votes Cast	592	100.00%	<div><div></div></div>	331	261	0	0	0
Overvotes	0			0	0	0	0	0
Undervotes	49			32	17	0	0	0
Contest Totals	641			363	278	0	0	0

### Proposition 11 – State of Texas

Vote For 1

	TOTAL	VOTE %		Election Day	Early Voting	Ballots By Mail	Provisional	Limited Ballot
For	325	57.42%	<div><div></div></div>	181	144	0	0	0
Against	241	42.58%	<div><div></div></div>	139	102	0	0	0
Total Votes Cast	566	100.00%	<div><div></div></div>	320	246	0	0	0
Overvotes	0			0	0	0	0	0
Undervotes	75			43	32	0	0	0
Contest Totals	641			363	278	0	0	0

### Proposition 12 – State of Texas

Vote For 1

	TOTAL	VOTE %		Election Day	Early Voting	Ballots By Mail	Provisional	Limited Ballot
For	318	58.89%	<div><div></div></div>	183	135	0	0	0
Against	222	41.11%	<div><div></div></div>	119	103	0	0	0
Total Votes Cast	540	100.00%	<div><div></div></div>	302	238	0	0	0
Overvotes	0			0	0	0	0	0
Undervotes	101			61	40	0	0	0
Contest Totals	641			363	278	0	0	0

## PCT 192

### Proposition 13 – State of Texas

Vote For 1

	TOTAL	VOTE %		Election Day	Early Voting	Ballots By Mail	Provisional	Limited Ballot
For	215	35.95%	<div><div></div></div>	110	105	0	0	0
Against	383	64.05%	<div><div></div></div>	228	155	0	0	0
Total Votes Cast	598	100.00%	<div><div></div></div>	338	260	0	0	0
Overvotes	0			0	0	0	0	0
Undervotes	43			25	18	0	0	0
Contest Totals	641			363	278	0	0	0

### Proposition 14 – State of Texas

Vote For 1

	TOTAL	VOTE %		Election Day	Early Voting	Ballots By Mail	Provisional	Limited Ballot
For	451	74.92%	<div><div></div></div>	259	192	0	0	0
Against	151	25.08%	<div><div></div></div>	79	72	0	0	0
Total Votes Cast	602	100.00%	<div><div></div></div>	338	264	0	0	0
Overvotes	0			0	0	0	0	0
Undervotes	39			25	14	0	0	0
Contest Totals	641			363	278	0	0	0

### Proposition A – Collin County

Vote For 1

	TOTAL	VOTE %		Election Day	Early Voting	Ballots By Mail	Provisional	Limited Ballot
For	232	38.41%	<div><div></div></div>	133	99	0	0	0
Against	372	61.59%	<div><div></div></div>	205	167	0	0	0
Total Votes Cast	604	100.00%	<div><div></div></div>	338	266	0	0	0
Overvotes	0			0	0	0	0	0
Undervotes	37			25	12	0	0	0
Contest Totals	641			363	278	0	0	0

### Proposition B – Collin County

Vote For 1

	TOTAL	VOTE %		Election Day	Early Voting	Ballots By Mail	Provisional	Limited Ballot
For	336	55.91%	<div><div></div></div>	192	144	0	0	0
Against	265	44.09%	<div><div></div></div>	147	118	0	0	0
Total Votes Cast	601	100.00%	<div><div></div></div>	339	262	0	0	0
Overvotes	0			0	0	0	0	0
Undervotes	40			24	16	0	0	0
Contest Totals	641			363	278	0	0	0



## PCT 192

### Proposition C – Collin County

Vote For 1

	TOTAL	VOTE %		Election Day	Early Voting	Ballots By Mail	Provisional	Limited Ballot
For	248	41.68%	<div><div></div></div>	136	112	0	0	0
Against	347	58.32%	<div><div></div></div>	196	151	0	0	0
Total Votes Cast	595	100.00%	<div><div></div></div>	332	263	0	0	0
Overvotes	0			0	0	0	0	0
Undervotes	46			31	15	0	0	0
Contest Totals	641			363	278	0	0	0

### Proposition D – Collin County

Vote For 1

	TOTAL	VOTE %		Election Day	Early Voting	Ballots By Mail	Provisional	Limited Ballot
For	295	49.25%	<div><div></div></div>	167	128	0	0	0
Against	304	50.75%	<div><div></div></div>	171	133	0	0	0
Total Votes Cast	599	100.00%	<div><div></div></div>	338	261	0	0	0
Overvotes	0			0	0	0	0	0
Undervotes	42			25	17	0	0	0
Contest Totals	641			363	278	0	0	0

### Proposition E – Collin County

Vote For 1

	TOTAL	VOTE %		Election Day	Early Voting	Ballots By Mail	Provisional	Limited Ballot
For	417	68.93%	<div><div></div></div>	223	194	0	0	0
Against	188	31.07%	<div><div></div></div>	118	70	0	0	0
Total Votes Cast	605	100.00%	<div><div></div></div>	341	264	0	0	0
Overvotes	0			0	0	0	0	0
Undervotes	36			22	14	0	0	0
Contest Totals	641			363	278	0	0	0

### Alderman Place 1 – City of Josephine

Vote For 1

	TOTAL	VOTE %		Election Day	Early Voting	Ballots By Mail	Provisional	Limited Ballot
Doug Ewing	182	100.00%	<div><div></div></div>	102	80	0	0	0
Total Votes Cast	182	100.00%	<div><div></div></div>	102	80	0	0	0
Overvotes	0			0	0	0	0	0
Undervotes	106			66	40	0	0	0
Contest Totals	288			168	120	0	0	0

## PCT 192

### Alderman Place 2 – City of Josephine

Vote For 1

	TOTAL	VOTE %		Election Day	Early Voting	Ballots By Mail	Provision al	Limited Ballot
Jane Ridgway	105	41.67%	<div><div></div></div>	61	44	0	0	0
Brad Ahlfinger	147	58.33%	<div><div></div></div>	80	67	0	0	0
Total Votes Cast	252	100.00%	<div><div></div></div>	141	111	0	0	0
Overvotes	0			0	0	0	0	0
Undervotes	36			27	9	0	0	0
Contest Totals	288			168	120	0	0	0

### Alderman Place 3 – City of Josephine

Vote For 1

	TOTAL	VOTE %		Election Day	Early Voting	Ballots By Mail	Provision al	Limited Ballot
Alex Esquivel	171	100.00%	<div><div></div></div>	97	74	0	0	0
Total Votes Cast	171	100.00%	<div><div></div></div>	97	74	0	0	0
Overvotes	0			0	0	0	0	0
Undervotes	117			71	46	0	0	0
Contest Totals	288			168	120	0	0	0

### Alderman Place 4 – City of Josephine

Vote For 1

	TOTAL	VOTE %		Election Day	Early Voting	Ballots By Mail	Provision al	Limited Ballot
Pamela Sardo	82	33.47%	<div><div></div></div>	47	35	0	0	0
Chad Hawkins	84	34.29%	<div><div></div></div>	50	34	0	0	0
Douglas E. Thomas	79	32.24%	<div><div></div></div>	41	38	0	0	0
Total Votes Cast	245	100.00%	<div><div></div></div>	138	107	0	0	0
Overvotes	0			0	0	0	0	0
Undervotes	43			30	13	0	0	0
Contest Totals	288			168	120	0	0	0

## PCT 193

### Proposition 1 – State of Texas

Vote For 1

	TOTAL	VOTE %		Election Day	Early Voting	Ballots By Mail	Provision al	Limited Ballot
For	159	88.33%	<div><div></div></div>	79	80	0	0	0
Against	21	11.67%	<div><div></div></div>	7	14	0	0	0
Total Votes Cast	180	100.00%	<div><div></div></div>	86	94	0	0	0
Overvotes	0			0	0	0	0	0
Undervotes	5			1	4	0	0	0
Contest Totals	185			87	98	0	0	0

### Proposition 2 – State of Texas

Vote For 1

	TOTAL	VOTE %		Election Day	Early Voting	Ballots By Mail	Provision al	Limited Ballot
For	100	57.80%	<div><div></div></div>	51	49	0	0	0
Against	73	42.20%	<div><div></div></div>	32	41	0	0	0
Total Votes Cast	173	100.00%	<div><div></div></div>	83	90	0	0	0
Overvotes	0			0	0	0	0	0
Undervotes	12			4	8	0	0	0
Contest Totals	185			87	98	0	0	0

### Proposition 3 – State of Texas

Vote For 1

	TOTAL	VOTE %		Election Day	Early Voting	Ballots By Mail	Provision al	Limited Ballot
For	143	81.71%	<div><div></div></div>	76	67	0	0	0
Against	32	18.29%	<div><div></div></div>	9	23	0	0	0
Total Votes Cast	175	100.00%	<div><div></div></div>	85	90	0	0	0
Overvotes	0			0	0	0	0	0
Undervotes	10			2	8	0	0	0
Contest Totals	185			87	98	0	0	0

### Proposition 4 – State of Texas

Vote For 1

	TOTAL	VOTE %		Election Day	Early Voting	Ballots By Mail	Provision al	Limited Ballot
For	166	92.22%	<div><div></div></div>	75	91	0	0	0
Against	14	7.78%	<div><div></div></div>	9	5	0	0	0
Total Votes Cast	180	100.00%	<div><div></div></div>	84	96	0	0	0
Overvotes	0			0	0	0	0	0
Undervotes	5			3	2	0	0	0
Contest Totals	185			87	98	0	0	0

## PCT 193

### Proposition 5 – State of Texas

Vote For 1

	TOTAL	VOTE %		Election Day	Early Voting	Ballots By Mail	Provisional	Limited Ballot
For	81	49.09%	<div><div></div></div>	42	39	0	0	0
Against	84	50.91%	<div><div></div></div>	35	49	0	0	0
Total Votes Cast	165	100.00%	<div><div></div></div>	77	88	0	0	0
Overvotes	0			0	0	0	0	0
Undervotes	20			10	10	0	0	0
Contest Totals	185			87	98	0	0	0

### Proposition 6 – State of Texas

Vote For 1

	TOTAL	VOTE %		Election Day	Early Voting	Ballots By Mail	Provisional	Limited Ballot
For	143	79.89%	<div><div></div></div>	68	75	0	0	0
Against	36	20.11%	<div><div></div></div>	18	18	0	0	0
Total Votes Cast	179	100.00%	<div><div></div></div>	86	93	0	0	0
Overvotes	0			0	0	0	0	0
Undervotes	6			1	5	0	0	0
Contest Totals	185			87	98	0	0	0

### Proposition 7 – State of Texas

Vote For 1

	TOTAL	VOTE %		Election Day	Early Voting	Ballots By Mail	Provisional	Limited Ballot
For	129	72.88%	<div><div></div></div>	60	69	0	0	0
Against	48	27.12%	<div><div></div></div>	22	26	0	0	0
Total Votes Cast	177	100.00%	<div><div></div></div>	82	95	0	0	0
Overvotes	0			0	0	0	0	0
Undervotes	8			5	3	0	0	0
Contest Totals	185			87	98	0	0	0

### Proposition 8 – State of Texas

Vote For 1

	TOTAL	VOTE %		Election Day	Early Voting	Ballots By Mail	Provisional	Limited Ballot
For	113	65.32%	<div><div></div></div>	51	62	0	0	0
Against	60	34.68%	<div><div></div></div>	32	28	0	0	0
Total Votes Cast	173	100.00%	<div><div></div></div>	83	90	0	0	0
Overvotes	0			0	0	0	0	0
Undervotes	12			4	8	0	0	0
Contest Totals	185			87	98	0	0	0

## PCT 193

### Proposition 9 – State of Texas

Vote For 1

	TOTAL	VOTE %		Election Day	Early Voting	Ballots By Mail	Provisional	Limited Ballot
For	131	72.38%	<div><div></div></div>	58	73	0	0	0
Against	50	27.62%	<div><div></div></div>	28	22	0	0	0
Total Votes Cast	181	100.00%	<div><div></div></div>	86	95	0	0	0
Overvotes	0			0	0	0	0	0
Undervotes	4			1	3	0	0	0
Contest Totals	185			87	98	0	0	0

### Proposition 10 – State of Texas

Vote For 1

	TOTAL	VOTE %		Election Day	Early Voting	Ballots By Mail	Provisional	Limited Ballot
For	90	53.89%	<div><div></div></div>	45	45	0	0	0
Against	77	46.11%	<div><div></div></div>	37	40	0	0	0
Total Votes Cast	167	100.00%	<div><div></div></div>	82	85	0	0	0
Overvotes	0			0	0	0	0	0
Undervotes	18			5	13	0	0	0
Contest Totals	185			87	98	0	0	0

### Proposition 11 – State of Texas

Vote For 1

	TOTAL	VOTE %		Election Day	Early Voting	Ballots By Mail	Provisional	Limited Ballot
For	90	56.25%	<div><div></div></div>	40	50	0	0	0
Against	70	43.75%	<div><div></div></div>	35	35	0	0	0
Total Votes Cast	160	100.00%	<div><div></div></div>	75	85	0	0	0
Overvotes	0			0	0	0	0	0
Undervotes	25			12	13	0	0	0
Contest Totals	185			87	98	0	0	0

### Proposition 12 – State of Texas

Vote For 1

	TOTAL	VOTE %		Election Day	Early Voting	Ballots By Mail	Provisional	Limited Ballot
For	86	58.11%	<div><div></div></div>	39	47	0	0	0
Against	62	41.89%	<div><div></div></div>	32	30	0	0	0
Total Votes Cast	148	100.00%	<div><div></div></div>	71	77	0	0	0
Overvotes	0			0	0	0	0	0
Undervotes	37			16	21	0	0	0
Contest Totals	185			87	98	0	0	0

## PCT 193

### Proposition 13 – State of Texas

Vote For 1

	TOTAL	VOTE %		Election Day	Early Voting	Ballots By Mail	Provisional	Limited Ballot
For	62	36.47%	<div><div></div></div>	34	28	0	0	0
Against	108	63.53%	<div><div></div></div>	46	62	0	0	0
Total Votes Cast	170	100.00%	<div><div></div></div>	80	90	0	0	0
Overvotes	0			0	0	0	0	0
Undervotes	15			7	8	0	0	0
Contest Totals	185			87	98	0	0	0

### Proposition 14 – State of Texas

Vote For 1

	TOTAL	VOTE %		Election Day	Early Voting	Ballots By Mail	Provisional	Limited Ballot
For	123	72.35%	<div><div></div></div>	61	62	0	0	0
Against	47	27.65%	<div><div></div></div>	23	24	0	0	0
Total Votes Cast	170	100.00%	<div><div></div></div>	84	86	0	0	0
Overvotes	0			0	0	0	0	0
Undervotes	15			3	12	0	0	0
Contest Totals	185			87	98	0	0	0

### Proposition A – Collin County

Vote For 1

	TOTAL	VOTE %		Election Day	Early Voting	Ballots By Mail	Provisional	Limited Ballot
For	65	38.01%	<div><div></div></div>	30	35	0	0	0
Against	106	61.99%	<div><div></div></div>	50	56	0	0	0
Total Votes Cast	171	100.00%	<div><div></div></div>	80	91	0	0	0
Overvotes	0			0	0	0	0	0
Undervotes	14			7	7	0	0	0
Contest Totals	185			87	98	0	0	0

### Proposition B – Collin County

Vote For 1

	TOTAL	VOTE %		Election Day	Early Voting	Ballots By Mail	Provisional	Limited Ballot
For	102	57.63%	<div><div></div></div>	51	51	0	0	0
Against	75	42.37%	<div><div></div></div>	34	41	0	0	0
Total Votes Cast	177	100.00%	<div><div></div></div>	85	92	0	0	0
Overvotes	0			0	0	0	0	0
Undervotes	8			2	6	0	0	0
Contest Totals	185			87	98	0	0	0

## PCT 193

### Proposition C – Collin County

Vote For 1

	TOTAL	VOTE %		Election Day	Early Voting	Ballots By Mail	Provisional	Limited Ballot
For	77	45.03%	<div><div></div></div>	35	42	0	0	0
Against	94	54.97%	<div><div></div></div>	44	50	0	0	0
Total Votes Cast	171	100.00%	<div><div></div></div>	79	92	0	0	0
Overvotes	0			0	0	0	0	0
Undervotes	14			8	6	0	0	0
Contest Totals	185			87	98	0	0	0

### Proposition D – Collin County

Vote For 1

	TOTAL	VOTE %		Election Day	Early Voting	Ballots By Mail	Provisional	Limited Ballot
For	83	47.98%	<div><div></div></div>	44	39	0	0	0
Against	90	52.02%	<div><div></div></div>	39	51	0	0	0
Total Votes Cast	173	100.00%	<div><div></div></div>	83	90	0	0	0
Overvotes	0			0	0	0	0	0
Undervotes	12			4	8	0	0	0
Contest Totals	185			87	98	0	0	0

### Proposition E – Collin County

Vote For 1

	TOTAL	VOTE %		Election Day	Early Voting	Ballots By Mail	Provisional	Limited Ballot
For	120	67.42%	<div><div></div></div>	57	63	0	0	0
Against	58	32.58%	<div><div></div></div>	29	29	0	0	0
Total Votes Cast	178	100.00%	<div><div></div></div>	86	92	0	0	0
Overvotes	0			0	0	0	0	0
Undervotes	7			1	6	0	0	0
Contest Totals	185			87	98	0	0	0

### Mayor – City of Lavon

Vote For 1

	TOTAL	VOTE %		Election Day	Early Voting	Ballots By Mail	Provisional	Limited Ballot
Tyler West	1	9.09%	<div><div></div></div>	0	1	0	0	0
Vicki L. Sanson	10	90.91%	<div><div></div></div>	6	4	0	0	0
Letty Harrison	0	0.00%	<div><div></div></div>	0	0	0	0	0
Total Votes Cast	11	100.00%	<div><div></div></div>	6	5	0	0	0
Overvotes	0			0	0	0	0	0
Undervotes	0			0	0	0	0	0
Contest Totals	11			6	5	0	0	0

## PCT 193

### City Council, Place 2 – City of Lavon

Vote For 1

	TOTAL	VOTE %		Election Day	Early Voting	Ballots By Mail	Provision al	Limited Ballot
Mike Cook	7	100.00%	<div><div></div></div>	4	3	0	0	0
Total Votes Cast	7	100.00%	<div><div></div></div>	4	3	0	0	0
Overvotes	0			0	0	0	0	0
Undervotes	4			2	2	0	0	0
Contest Totals	11			6	5	0	0	0

### City Council, Place 4 – City of Lavon

Vote For 1

	TOTAL	VOTE %		Election Day	Early Voting	Ballots By Mail	Provision al	Limited Ballot
Ted Dill	7	77.78%	<div><div></div></div>	4	3	0	0	0
Tracy Filo	2	22.22%	<div><div></div></div>	0	2	0	0	0
Total Votes Cast	9	100.00%	<div><div></div></div>	4	5	0	0	0
Overvotes	0			0	0	0	0	0
Undervotes	2			2	0	0	0	0
Contest Totals	11			6	5	0	0	0



## PCT 194

### Proposition 1 – State of Texas

Vote For 1

	TOTAL	VOTE %		Election Day	Early Voting	Ballots By Mail	Provisional	Limited Ballot
For	1	100.00%	<div><div></div></div>	1	0	0	0	0
Against	0	0.00%	<div><div></div></div>	0	0	0	0	0
Total Votes Cast	1	100.00%	<div><div></div></div>	1	0	0	0	0
Overvotes	0			0	0	0	0	0
Undervotes	0			0	0	0	0	0
Contest Totals	1			1	0	0	0	0

### Proposition 2 – State of Texas

Vote For 1

	TOTAL	VOTE %		Election Day	Early Voting	Ballots By Mail	Provisional	Limited Ballot
For	1	100.00%	<div><div></div></div>	1	0	0	0	0
Against	0	0.00%	<div><div></div></div>	0	0	0	0	0
Total Votes Cast	1	100.00%	<div><div></div></div>	1	0	0	0	0
Overvotes	0			0	0	0	0	0
Undervotes	0			0	0	0	0	0
Contest Totals	1			1	0	0	0	0

### Proposition 3 – State of Texas

Vote For 1

	TOTAL	VOTE %		Election Day	Early Voting	Ballots By Mail	Provisional	Limited Ballot
For	1	100.00%	<div><div></div></div>	1	0	0	0	0
Against	0	0.00%	<div><div></div></div>	0	0	0	0	0
Total Votes Cast	1	100.00%	<div><div></div></div>	1	0	0	0	0
Overvotes	0			0	0	0	0	0
Undervotes	0			0	0	0	0	0
Contest Totals	1			1	0	0	0	0

### Proposition 4 – State of Texas

Vote For 1

	TOTAL	VOTE %		Election Day	Early Voting	Ballots By Mail	Provisional	Limited Ballot
For	1	100.00%	<div><div></div></div>	1	0	0	0	0
Against	0	0.00%	<div><div></div></div>	0	0	0	0	0
Total Votes Cast	1	100.00%	<div><div></div></div>	1	0	0	0	0
Overvotes	0			0	0	0	0	0
Undervotes	0			0	0	0	0	0
Contest Totals	1			1	0	0	0	0

## PCT 194

### Proposition 5 – State of Texas

Vote For 1

	TOTAL	VOTE %		Election Day	Early Voting	Ballots By Mail	Provisional	Limited Ballot
For	0	0.00%	<div></div>	0	0	0	0	0
Against	1	100.00%	<div></div>	1	0	0	0	0
Total Votes Cast	1	100.00%	<div></div>	1	0	0	0	0
Overvotes	0			0	0	0	0	0
Undervotes	0			0	0	0	0	0
Contest Totals	1			1	0	0	0	0

### Proposition 6 – State of Texas

Vote For 1

	TOTAL	VOTE %		Election Day	Early Voting	Ballots By Mail	Provisional	Limited Ballot
For	1	100.00%	<div></div>	1	0	0	0	0
Against	0	0.00%	<div></div>	0	0	0	0	0
Total Votes Cast	1	100.00%	<div></div>	1	0	0	0	0
Overvotes	0			0	0	0	0	0
Undervotes	0			0	0	0	0	0
Contest Totals	1			1	0	0	0	0

### Proposition 7 – State of Texas

Vote For 1

	TOTAL	VOTE %		Election Day	Early Voting	Ballots By Mail	Provisional	Limited Ballot
For	1	100.00%	<div></div>	1	0	0	0	0
Against	0	0.00%	<div></div>	0	0	0	0	0
Total Votes Cast	1	100.00%	<div></div>	1	0	0	0	0
Overvotes	0			0	0	0	0	0
Undervotes	0			0	0	0	0	0
Contest Totals	1			1	0	0	0	0

### Proposition 8 – State of Texas

Vote For 1

	TOTAL	VOTE %		Election Day	Early Voting	Ballots By Mail	Provisional	Limited Ballot
For	1	100.00%	<div></div>	1	0	0	0	0
Against	0	0.00%	<div></div>	0	0	0	0	0
Total Votes Cast	1	100.00%	<div></div>	1	0	0	0	0
Overvotes	0			0	0	0	0	0
Undervotes	0			0	0	0	0	0
Contest Totals	1			1	0	0	0	0

## PCT 194

### Proposition 9 – State of Texas

Vote For 1

	TOTAL	VOTE %		Election Day	Early Voting	Ballots By Mail	Provisional	Limited Ballot
For	1	100.00%	<div><div></div></div>	1	0	0	0	0
Against	0	0.00%	<div><div></div></div>	0	0	0	0	0
Total Votes Cast	1	100.00%	<div><div></div></div>	1	0	0	0	0
Overvotes	0			0	0	0	0	0
Undervotes	0			0	0	0	0	0
Contest Totals	1			1	0	0	0	0

### Proposition 10 – State of Texas

Vote For 1

	TOTAL	VOTE %		Election Day	Early Voting	Ballots By Mail	Provisional	Limited Ballot
For	0	0.00%	<div><div></div></div>	0	0	0	0	0
Against	1	100.00%	<div><div></div></div>	1	0	0	0	0
Total Votes Cast	1	100.00%	<div><div></div></div>	1	0	0	0	0
Overvotes	0			0	0	0	0	0
Undervotes	0			0	0	0	0	0
Contest Totals	1			1	0	0	0	0

### Proposition 11 – State of Texas

Vote For 1

	TOTAL	VOTE %		Election Day	Early Voting	Ballots By Mail	Provisional	Limited Ballot
For	0	0.00%	<div><div></div></div>	0	0	0	0	0
Against	1	100.00%	<div><div></div></div>	1	0	0	0	0
Total Votes Cast	1	100.00%	<div><div></div></div>	1	0	0	0	0
Overvotes	0			0	0	0	0	0
Undervotes	0			0	0	0	0	0
Contest Totals	1			1	0	0	0	0

### Proposition 12 – State of Texas

Vote For 1

	TOTAL	VOTE %		Election Day	Early Voting	Ballots By Mail	Provisional	Limited Ballot
For	1	100.00%	<div><div></div></div>	1	0	0	0	0
Against	0	0.00%	<div><div></div></div>	0	0	0	0	0
Total Votes Cast	1	100.00%	<div><div></div></div>	1	0	0	0	0
Overvotes	0			0	0	0	0	0
Undervotes	0			0	0	0	0	0
Contest Totals	1			1	0	0	0	0

## PCT 194

### Proposition 13 – State of Texas

Vote For 1

	TOTAL	VOTE %		Election Day	Early Voting	Ballots By Mail	Provisional	Limited Ballot
For	1	100.00%	<div></div>	1	0	0	0	0
Against	0	0.00%	<div></div>	0	0	0	0	0
Total Votes Cast	1	100.00%	<div></div>	1	0	0	0	0
Overvotes	0			0	0	0	0	0
Undervotes	0			0	0	0	0	0
Contest Totals	1			1	0	0	0	0

### Proposition 14 – State of Texas

Vote For 1

	TOTAL	VOTE %		Election Day	Early Voting	Ballots By Mail	Provisional	Limited Ballot
For	1	100.00%	<div></div>	1	0	0	0	0
Against	0	0.00%	<div></div>	0	0	0	0	0
Total Votes Cast	1	100.00%	<div></div>	1	0	0	0	0
Overvotes	0			0	0	0	0	0
Undervotes	0			0	0	0	0	0
Contest Totals	1			1	0	0	0	0

### Proposition A – Collin County

Vote For 1

	TOTAL	VOTE %		Election Day	Early Voting	Ballots By Mail	Provisional	Limited Ballot
For	0	0.00%	<div></div>	0	0	0	0	0
Against	1	100.00%	<div></div>	1	0	0	0	0
Total Votes Cast	1	100.00%	<div></div>	1	0	0	0	0
Overvotes	0			0	0	0	0	0
Undervotes	0			0	0	0	0	0
Contest Totals	1			1	0	0	0	0

### Proposition B – Collin County

Vote For 1

	TOTAL	VOTE %		Election Day	Early Voting	Ballots By Mail	Provisional	Limited Ballot
For	1	100.00%	<div></div>	1	0	0	0	0
Against	0	0.00%	<div></div>	0	0	0	0	0
Total Votes Cast	1	100.00%	<div></div>	1	0	0	0	0
Overvotes	0			0	0	0	0	0
Undervotes	0			0	0	0	0	0
Contest Totals	1			1	0	0	0	0

## PCT 194

### Proposition C – Collin County

Vote For 1

	TOTAL	VOTE %		Election Day	Early Voting	Ballots By Mail	Provision al	Limited Ballot
For	0	0.00%	<div></div>	0	0	0	0	0
Against	1	100.00%	<div></div>	1	0	0	0	0
Total Votes Cast	1	100.00%	<div></div>	1	0	0	0	0
Overvotes	0			0	0	0	0	0
Undervotes	0			0	0	0	0	0
Contest Totals	1			1	0	0	0	0

### Proposition D – Collin County

Vote For 1

	TOTAL	VOTE %		Election Day	Early Voting	Ballots By Mail	Provision al	Limited Ballot
For	0	0.00%	<div></div>	0	0	0	0	0
Against	1	100.00%	<div></div>	1	0	0	0	0
Total Votes Cast	1	100.00%	<div></div>	1	0	0	0	0
Overvotes	0			0	0	0	0	0
Undervotes	0			0	0	0	0	0
Contest Totals	1			1	0	0	0	0

### Proposition E – Collin County

Vote For 1

	TOTAL	VOTE %		Election Day	Early Voting	Ballots By Mail	Provision al	Limited Ballot
For	1	100.00%	<div></div>	1	0	0	0	0
Against	0	0.00%	<div></div>	0	0	0	0	0
Total Votes Cast	1	100.00%	<div></div>	1	0	0	0	0
Overvotes	0			0	0	0	0	0
Undervotes	0			0	0	0	0	0
Contest Totals	1			1	0	0	0	0

## PCT 195

### Proposition 1 – State of Texas

Vote For 1

	TOTAL	VOTE %		Election Day	Early Voting	Ballots By Mail	Provision al	Limited Ballot
For	164	82.00%	<div><div></div></div>	79	80	5	0	0
Against	36	18.00%	<div><div></div></div>	21	15	0	0	0
Total Votes Cast	200	100.00%	<div><div></div></div>	100	95	5	0	0
Overvotes	0			0	0	0	0	0
Undervotes	3			2	1	0	0	0
Contest Totals	203			102	96	5	0	0

### Proposition 2 – State of Texas

Vote For 1

	TOTAL	VOTE %		Election Day	Early Voting	Ballots By Mail	Provision al	Limited Ballot
For	102	52.85%	<div><div></div></div>	51	49	2	0	0
Against	91	47.15%	<div><div></div></div>	46	42	3	0	0
Total Votes Cast	193	100.00%	<div><div></div></div>	97	91	5	0	0
Overvotes	0			0	0	0	0	0
Undervotes	10			5	5	0	0	0
Contest Totals	203			102	96	5	0	0

### Proposition 3 – State of Texas

Vote For 1

	TOTAL	VOTE %		Election Day	Early Voting	Ballots By Mail	Provision al	Limited Ballot
For	157	79.29%	<div><div></div></div>	74	80	3	0	0
Against	41	20.71%	<div><div></div></div>	25	14	2	0	0
Total Votes Cast	198	100.00%	<div><div></div></div>	99	94	5	0	0
Overvotes	0			0	0	0	0	0
Undervotes	5			3	2	0	0	0
Contest Totals	203			102	96	5	0	0

### Proposition 4 – State of Texas

Vote For 1

	TOTAL	VOTE %		Election Day	Early Voting	Ballots By Mail	Provision al	Limited Ballot
For	178	89.90%	<div><div></div></div>	87	86	5	0	0
Against	20	10.10%	<div><div></div></div>	11	9	0	0	0
Total Votes Cast	198	100.00%	<div><div></div></div>	98	95	5	0	0
Overvotes	0			0	0	0	0	0
Undervotes	5			4	1	0	0	0
Contest Totals	203			102	96	5	0	0

## PCT 195

### Proposition 5 – State of Texas

Vote For 1

	TOTAL	VOTE %		Election Day	Early Voting	Ballots By Mail	Provisional	Limited Ballot
For	106	55.21%	<div><div></div></div>	49	54	3	0	0
Against	86	44.79%	<div><div></div></div>	47	37	2	0	0
Total Votes Cast	192	100.00%	<div><div></div></div>	96	91	5	0	0
Overvotes	0			0	0	0	0	0
Undervotes	11			6	5	0	0	0
Contest Totals	203			102	96	5	0	0

### Proposition 6 – State of Texas

Vote For 1

	TOTAL	VOTE %		Election Day	Early Voting	Ballots By Mail	Provisional	Limited Ballot
For	147	75.38%	<div><div></div></div>	72	73	2	0	0
Against	48	24.62%	<div><div></div></div>	26	19	3	0	0
Total Votes Cast	195	100.00%	<div><div></div></div>	98	92	5	0	0
Overvotes	0			0	0	0	0	0
Undervotes	8			4	4	0	0	0
Contest Totals	203			102	96	5	0	0

### Proposition 7 – State of Texas

Vote For 1

	TOTAL	VOTE %		Election Day	Early Voting	Ballots By Mail	Provisional	Limited Ballot
For	111	57.51%	<div><div></div></div>	53	54	4	0	0
Against	82	42.49%	<div><div></div></div>	43	38	1	0	0
Total Votes Cast	193	100.00%	<div><div></div></div>	96	92	5	0	0
Overvotes	0			0	0	0	0	0
Undervotes	10			6	4	0	0	0
Contest Totals	203			102	96	5	0	0

### Proposition 8 – State of Texas

Vote For 1

	TOTAL	VOTE %		Election Day	Early Voting	Ballots By Mail	Provisional	Limited Ballot
For	106	55.21%	<div><div></div></div>	53	48	5	0	0
Against	86	44.79%	<div><div></div></div>	45	41	0	0	0
Total Votes Cast	192	100.00%	<div><div></div></div>	98	89	5	0	0
Overvotes	0			0	0	0	0	0
Undervotes	11			4	7	0	0	0
Contest Totals	203			102	96	5	0	0

## PCT 195

### Proposition 9 – State of Texas

Vote For 1

	TOTAL	VOTE %		Election Day	Early Voting	Ballots By Mail	Provisional	Limited Ballot
For	167	83.50%	<div><div></div></div>	86	76	5	0	0
Against	33	16.50%	<div><div></div></div>	13	20	0	0	0
Total Votes Cast	200	100.00%	<div><div></div></div>	99	96	5	0	0
Overvotes	0			0	0	0	0	0
Undervotes	3			3	0	0	0	0
Contest Totals	203			102	96	5	0	0

### Proposition 10 – State of Texas

Vote For 1

	TOTAL	VOTE %		Election Day	Early Voting	Ballots By Mail	Provisional	Limited Ballot
For	101	53.72%	<div><div></div></div>	55	41	5	0	0
Against	87	46.28%	<div><div></div></div>	39	48	0	0	0
Total Votes Cast	188	100.00%	<div><div></div></div>	94	89	5	0	0
Overvotes	0			0	0	0	0	0
Undervotes	15			8	7	0	0	0
Contest Totals	203			102	96	5	0	0

### Proposition 11 – State of Texas

Vote For 1

	TOTAL	VOTE %		Election Day	Early Voting	Ballots By Mail	Provisional	Limited Ballot
For	102	56.04%	<div><div></div></div>	51	49	2	0	0
Against	80	43.96%	<div><div></div></div>	41	36	3	0	0
Total Votes Cast	182	100.00%	<div><div></div></div>	92	85	5	0	0
Overvotes	0			0	0	0	0	0
Undervotes	21			10	11	0	0	0
Contest Totals	203			102	96	5	0	0

### Proposition 12 – State of Texas

Vote For 1

	TOTAL	VOTE %		Election Day	Early Voting	Ballots By Mail	Provisional	Limited Ballot
For	110	64.33%	<div><div></div></div>	55	52	3	0	0
Against	61	35.67%	<div><div></div></div>	31	30	0	0	0
Total Votes Cast	171	100.00%	<div><div></div></div>	86	82	3	0	0
Overvotes	0			0	0	0	0	0
Undervotes	32			16	14	2	0	0
Contest Totals	203			102	96	5	0	0



## PCT 195

### Proposition 13 – State of Texas

Vote For 1

	TOTAL	VOTE %		Election Day	Early Voting	Ballots By Mail	Provisional	Limited Ballot
For	63	33.16%	<div><div></div></div>	30	30	3	0	0
Against	127	66.84%	<div><div></div></div>	64	61	2	0	0
Total Votes Cast	190	100.00%	<div><div></div></div>	94	91	5	0	0
Overvotes	0			0	0	0	0	0
Undervotes	13			8	5	0	0	0
Contest Totals	203			102	96	5	0	0

### Proposition 14 – State of Texas

Vote For 1

	TOTAL	VOTE %		Election Day	Early Voting	Ballots By Mail	Provisional	Limited Ballot
For	147	76.56%	<div><div></div></div>	77	67	3	0	0
Against	45	23.44%	<div><div></div></div>	21	22	2	0	0
Total Votes Cast	192	100.00%	<div><div></div></div>	98	89	5	0	0
Overvotes	0			0	0	0	0	0
Undervotes	11			4	7	0	0	0
Contest Totals	203			102	96	5	0	0

### Proposition A – Collin County

Vote For 1

	TOTAL	VOTE %		Election Day	Early Voting	Ballots By Mail	Provisional	Limited Ballot
For	77	39.90%	<div><div></div></div>	40	36	1	0	0
Against	116	60.10%	<div><div></div></div>	59	53	4	0	0
Total Votes Cast	193	100.00%	<div><div></div></div>	99	89	5	0	0
Overvotes	0			0	0	0	0	0
Undervotes	10			3	7	0	0	0
Contest Totals	203			102	96	5	0	0

### Proposition B – Collin County

Vote For 1

	TOTAL	VOTE %		Election Day	Early Voting	Ballots By Mail	Provisional	Limited Ballot
For	96	49.23%	<div><div></div></div>	53	41	2	0	0
Against	99	50.77%	<div><div></div></div>	47	49	3	0	0
Total Votes Cast	195	100.00%	<div><div></div></div>	100	90	5	0	0
Overvotes	0			0	0	0	0	0
Undervotes	8			2	6	0	0	0
Contest Totals	203			102	96	5	0	0

## PCT 195

### Proposition C – Collin County

Vote For 1

	TOTAL	VOTE %		Election Day	Early Voting	Ballots By Mail	Provisional	Limited Ballot
For	71	36.98%	<div><div></div></div>	37	32	2	0	0
Against	121	63.02%	<div><div></div></div>	61	57	3	0	0
Total Votes Cast	192	100.00%	<div><div></div></div>	98	89	5	0	0
Overvotes	0			0	0	0	0	0
Undervotes	11			4	7	0	0	0
Contest Totals	203			102	96	5	0	0

### Proposition D – Collin County

Vote For 1

	TOTAL	VOTE %		Election Day	Early Voting	Ballots By Mail	Provisional	Limited Ballot
For	99	50.77%	<div><div></div></div>	57	38	4	0	0
Against	96	49.23%	<div><div></div></div>	42	53	1	0	0
Total Votes Cast	195	100.00%	<div><div></div></div>	99	91	5	0	0
Overvotes	0			0	0	0	0	0
Undervotes	8			3	5	0	0	0
Contest Totals	203			102	96	5	0	0

### Proposition E – Collin County

Vote For 1

	TOTAL	VOTE %		Election Day	Early Voting	Ballots By Mail	Provisional	Limited Ballot
For	124	63.92%	<div><div></div></div>	64	56	4	0	0
Against	70	36.08%	<div><div></div></div>	33	36	1	0	0
Total Votes Cast	194	100.00%	<div><div></div></div>	97	92	5	0	0
Overvotes	0			0	0	0	0	0
Undervotes	9			5	4	0	0	0
Contest Totals	203			102	96	5	0	0

### Proposition A – Wylie ISD

Vote For 1

	TOTAL	VOTE %		Election Day	Early Voting	Ballots By Mail	Provisional	Limited Ballot
FOR	102	52.31%	<div><div></div></div>	51	48	3	0	0
AGAINST	93	47.69%	<div><div></div></div>	48	43	2	0	0
Total Votes Cast	195	100.00%	<div><div></div></div>	99	91	5	0	0
Overvotes	0			0	0	0	0	0
Undervotes	8			3	5	0	0	0
Contest Totals	203			102	96	5	0	0

## PCT 196

### Proposition 1 – State of Texas

Vote For 1

	TOTAL	VOTE %		Election Day	Early Voting	Ballots By Mail	Provision al	Limited Ballot
For	217	78.34%	<div><div></div></div>	112	105	0	0	0
Against	60	21.66%	<div><div></div></div>	22	38	0	0	0
Total Votes Cast	277	100.00%	<div><div></div></div>	134	143	0	0	0
Overvotes	0			0	0	0	0	0
Undervotes	5			5	0	0	0	0
Contest Totals	282			139	143	0	0	0

### Proposition 2 – State of Texas

Vote For 1

	TOTAL	VOTE %		Election Day	Early Voting	Ballots By Mail	Provision al	Limited Ballot
For	166	61.94%	<div><div></div></div>	82	84	0	0	0
Against	102	38.06%	<div><div></div></div>	50	52	0	0	0
Total Votes Cast	268	100.00%	<div><div></div></div>	132	136	0	0	0
Overvotes	0			0	0	0	0	0
Undervotes	14			7	7	0	0	0
Contest Totals	282			139	143	0	0	0

### Proposition 3 – State of Texas

Vote For 1

	TOTAL	VOTE %		Election Day	Early Voting	Ballots By Mail	Provision al	Limited Ballot
For	184	69.17%	<div><div></div></div>	87	97	0	0	0
Against	82	30.83%	<div><div></div></div>	43	39	0	0	0
Total Votes Cast	266	100.00%	<div><div></div></div>	130	136	0	0	0
Overvotes	0			0	0	0	0	0
Undervotes	16			9	7	0	0	0
Contest Totals	282			139	143	0	0	0

### Proposition 4 – State of Texas

Vote For 1

	TOTAL	VOTE %		Election Day	Early Voting	Ballots By Mail	Provision al	Limited Ballot
For	240	88.56%	<div><div></div></div>	114	126	0	0	0
Against	31	11.44%	<div><div></div></div>	18	13	0	0	0
Total Votes Cast	271	100.00%	<div><div></div></div>	132	139	0	0	0
Overvotes	0			0	0	0	0	0
Undervotes	11			7	4	0	0	0
Contest Totals	282			139	143	0	0	0

## PCT 196

### Proposition 5 – State of Texas

Vote For 1

	TOTAL	VOTE %		Election Day	Early Voting	Ballots By Mail	Provision al	Limited Ballot
For	160	59.93%	<div><div></div></div>	74	86	0	0	0
Against	107	40.07%	<div><div></div></div>	54	53	0	0	0
Total Votes Cast	267	100.00%	<div><div></div></div>	128	139	0	0	0
Overvotes	0			0	0	0	0	0
Undervotes	15			11	4	0	0	0
Contest Totals	282			139	143	0	0	0

### Proposition 6 – State of Texas

Vote For 1

	TOTAL	VOTE %		Election Day	Early Voting	Ballots By Mail	Provision al	Limited Ballot
For	203	75.19%	<div><div></div></div>	99	104	0	0	0
Against	67	24.81%	<div><div></div></div>	32	35	0	0	0
Total Votes Cast	270	100.00%	<div><div></div></div>	131	139	0	0	0
Overvotes	0			0	0	0	0	0
Undervotes	12			8	4	0	0	0
Contest Totals	282			139	143	0	0	0

### Proposition 7 – State of Texas

Vote For 1

	TOTAL	VOTE %		Election Day	Early Voting	Ballots By Mail	Provision al	Limited Ballot
For	175	65.54%	<div><div></div></div>	94	81	0	0	0
Against	92	34.46%	<div><div></div></div>	36	56	0	0	0
Total Votes Cast	267	100.00%	<div><div></div></div>	130	137	0	0	0
Overvotes	0			0	0	0	0	0
Undervotes	15			9	6	0	0	0
Contest Totals	282			139	143	0	0	0

### Proposition 8 – State of Texas

Vote For 1

	TOTAL	VOTE %		Election Day	Early Voting	Ballots By Mail	Provision al	Limited Ballot
For	165	62.50%	<div><div></div></div>	72	93	0	0	0
Against	99	37.50%	<div><div></div></div>	53	46	0	0	0
Total Votes Cast	264	100.00%	<div><div></div></div>	125	139	0	0	0
Overvotes	0			0	0	0	0	0
Undervotes	18			14	4	0	0	0
Contest Totals	282			139	143	0	0	0

## PCT 196

### Proposition 9 – State of Texas

Vote For 1

	TOTAL	VOTE %		Election Day	Early Voting	Ballots By Mail	Provisional	Limited Ballot
For	234	85.09%	<div><div></div></div>	116	118	0	0	0
Against	41	14.91%	<div><div></div></div>	20	21	0	0	0
Total Votes Cast	275	100.00%	<div><div></div></div>	136	139	0	0	0
Overvotes	0			0	0	0	0	0
Undervotes	7			3	4	0	0	0
Contest Totals	282			139	143	0	0	0

### Proposition 10 – State of Texas

Vote For 1

	TOTAL	VOTE %		Election Day	Early Voting	Ballots By Mail	Provisional	Limited Ballot
For	133	50.19%	<div><div></div></div>	59	74	0	0	0
Against	132	49.81%	<div><div></div></div>	69	63	0	0	0
Total Votes Cast	265	100.00%	<div><div></div></div>	128	137	0	0	0
Overvotes	0			0	0	0	0	0
Undervotes	17			11	6	0	0	0
Contest Totals	282			139	143	0	0	0

### Proposition 11 – State of Texas

Vote For 1

	TOTAL	VOTE %		Election Day	Early Voting	Ballots By Mail	Provisional	Limited Ballot
For	167	65.75%	<div><div></div></div>	76	91	0	0	0
Against	87	34.25%	<div><div></div></div>	47	40	0	0	0
Total Votes Cast	254	100.00%	<div><div></div></div>	123	131	0	0	0
Overvotes	0			0	0	0	0	0
Undervotes	28			16	12	0	0	0
Contest Totals	282			139	143	0	0	0

### Proposition 12 – State of Texas

Vote For 1

	TOTAL	VOTE %		Election Day	Early Voting	Ballots By Mail	Provisional	Limited Ballot
For	134	56.07%	<div><div></div></div>	63	71	0	0	0
Against	105	43.93%	<div><div></div></div>	52	53	0	0	0
Total Votes Cast	239	100.00%	<div><div></div></div>	115	124	0	0	0
Overvotes	0			0	0	0	0	0
Undervotes	43			24	19	0	0	0
Contest Totals	282			139	143	0	0	0

## PCT 196

### Proposition 13 – State of Texas

Vote For 1

	TOTAL	VOTE %		Election Day	Early Voting	Ballots By Mail	Provisional	Limited Ballot
For	86	32.33%	<div><div></div></div>	38	48	0	0	0
Against	180	67.67%	<div><div></div></div>	91	89	0	0	0
Total Votes Cast	266	100.00%	<div><div></div></div>	129	137	0	0	0
Overvotes	0			0	0	0	0	0
Undervotes	16			10	6	0	0	0
Contest Totals	282			139	143	0	0	0

### Proposition 14 – State of Texas

Vote For 1

	TOTAL	VOTE %		Election Day	Early Voting	Ballots By Mail	Provisional	Limited Ballot
For	199	74.81%	<div><div></div></div>	99	100	0	0	0
Against	67	25.19%	<div><div></div></div>	33	34	0	0	0
Total Votes Cast	266	100.00%	<div><div></div></div>	132	134	0	0	0
Overvotes	0			0	0	0	0	0
Undervotes	16			7	9	0	0	0
Contest Totals	282			139	143	0	0	0

### Proposition A – Collin County

Vote For 1

	TOTAL	VOTE %		Election Day	Early Voting	Ballots By Mail	Provisional	Limited Ballot
For	133	50.00%	<div><div></div></div>	57	76	0	0	0
Against	133	50.00%	<div><div></div></div>	69	64	0	0	0
Total Votes Cast	266	100.00%	<div><div></div></div>	126	140	0	0	0
Overvotes	0			0	0	0	0	0
Undervotes	16			13	3	0	0	0
Contest Totals	282			139	143	0	0	0

### Proposition B – Collin County

Vote For 1

	TOTAL	VOTE %		Election Day	Early Voting	Ballots By Mail	Provisional	Limited Ballot
For	153	56.67%	<div><div></div></div>	70	83	0	0	0
Against	117	43.33%	<div><div></div></div>	60	57	0	0	0
Total Votes Cast	270	100.00%	<div><div></div></div>	130	140	0	0	0
Overvotes	0			0	0	0	0	0
Undervotes	12			9	3	0	0	0
Contest Totals	282			139	143	0	0	0

## PCT 196

### Proposition C – Collin County

Vote For 1

	TOTAL	VOTE %		Election Day	Early Voting	Ballots By Mail	Provisional	Limited Ballot
For	145	54.10%	<div><div></div></div>	60	85	0	0	0
Against	123	45.90%	<div><div></div></div>	69	54	0	0	0
Total Votes Cast	268	100.00%	<div><div></div></div>	129	139	0	0	0
Overvotes	0			0	0	0	0	0
Undervotes	14			10	4	0	0	0
Contest Totals	282			139	143	0	0	0

### Proposition D – Collin County

Vote For 1

	TOTAL	VOTE %		Election Day	Early Voting	Ballots By Mail	Provisional	Limited Ballot
For	158	58.74%	<div><div></div></div>	78	80	0	0	0
Against	111	41.26%	<div><div></div></div>	54	57	0	0	0
Total Votes Cast	269	100.00%	<div><div></div></div>	132	137	0	0	0
Overvotes	0			0	0	0	0	0
Undervotes	13			7	6	0	0	0
Contest Totals	282			139	143	0	0	0

### Proposition E – Collin County

Vote For 1

	TOTAL	VOTE %		Election Day	Early Voting	Ballots By Mail	Provisional	Limited Ballot
For	197	72.43%	<div><div></div></div>	92	105	0	0	0
Against	75	27.57%	<div><div></div></div>	38	37	0	0	0
Total Votes Cast	272	100.00%	<div><div></div></div>	130	142	0	0	0
Overvotes	0			0	0	0	0	0
Undervotes	10			9	1	0	0	0
Contest Totals	282			139	143	0	0	0

### Proposition A – Wylie ISD

Vote For 1

	TOTAL	VOTE %		Election Day	Early Voting	Ballots By Mail	Provisional	Limited Ballot
FOR	171	63.81%	<div><div></div></div>	82	89	0	0	0
AGAINST	97	36.19%	<div><div></div></div>	48	49	0	0	0
Total Votes Cast	268	100.00%	<div><div></div></div>	130	138	0	0	0
Overvotes	0			0	0	0	0	0
Undervotes	3			1	2	0	0	0
Contest Totals	271			131	140	0	0	0

## PCT 197

### Proposition 1 – State of Texas

Vote For 1

	TOTAL	VOTE %		Election Day	Early Voting	Ballots By Mail	Provision al	Limited Ballot
For	89	61.38%	<div><div></div></div>	50	39	0	0	0
Against	56	38.62%	<div><div></div></div>	26	30	0	0	0
Total Votes Cast	145	100.00%	<div><div></div></div>	76	69	0	0	0
Overvotes	0			0	0	0	0	0
Undervotes	4			4	0	0	0	0
Contest Totals	149			80	69	0	0	0

### Proposition 2 – State of Texas

Vote For 1

	TOTAL	VOTE %		Election Day	Early Voting	Ballots By Mail	Provision al	Limited Ballot
For	91	62.33%	<div><div></div></div>	48	43	0	0	0
Against	55	37.67%	<div><div></div></div>	29	26	0	0	0
Total Votes Cast	146	100.00%	<div><div></div></div>	77	69	0	0	0
Overvotes	0			0	0	0	0	0
Undervotes	3			3	0	0	0	0
Contest Totals	149			80	69	0	0	0

### Proposition 3 – State of Texas

Vote For 1

	TOTAL	VOTE %		Election Day	Early Voting	Ballots By Mail	Provision al	Limited Ballot
For	80	54.79%	<div><div></div></div>	43	37	0	0	0
Against	66	45.21%	<div><div></div></div>	34	32	0	0	0
Total Votes Cast	146	100.00%	<div><div></div></div>	77	69	0	0	0
Overvotes	0			0	0	0	0	0
Undervotes	3			3	0	0	0	0
Contest Totals	149			80	69	0	0	0

### Proposition 4 – State of Texas

Vote For 1

	TOTAL	VOTE %		Election Day	Early Voting	Ballots By Mail	Provision al	Limited Ballot
For	111	76.03%	<div><div></div></div>	57	54	0	0	0
Against	35	23.97%	<div><div></div></div>	20	15	0	0	0
Total Votes Cast	146	100.00%	<div><div></div></div>	77	69	0	0	0
Overvotes	0			0	0	0	0	0
Undervotes	3			3	0	0	0	0
Contest Totals	149			80	69	0	0	0



## PCT 197

### Proposition 5 – State of Texas

Vote For 1

	TOTAL	VOTE %		Election Day	Early Voting	Ballots By Mail	Provisional	Limited Ballot
For	95	64.63%	<div><div></div></div>	53	42	0	0	0
Against	52	35.37%	<div><div></div></div>	26	26	0	0	0
Total Votes Cast	147	100.00%	<div><div></div></div>	79	68	0	0	0
Overvotes	0			0	0	0	0	0
Undervotes	2			1	1	0	0	0
Contest Totals	149			80	69	0	0	0

### Proposition 6 – State of Texas

Vote For 1

	TOTAL	VOTE %		Election Day	Early Voting	Ballots By Mail	Provisional	Limited Ballot
For	122	82.99%	<div><div></div></div>	66	56	0	0	0
Against	25	17.01%	<div><div></div></div>	12	13	0	0	0
Total Votes Cast	147	100.00%	<div><div></div></div>	78	69	0	0	0
Overvotes	0			0	0	0	0	0
Undervotes	2			2	0	0	0	0
Contest Totals	149			80	69	0	0	0

### Proposition 7 – State of Texas

Vote For 1

	TOTAL	VOTE %		Election Day	Early Voting	Ballots By Mail	Provisional	Limited Ballot
For	83	56.85%	<div><div></div></div>	51	32	0	0	0
Against	63	43.15%	<div><div></div></div>	26	37	0	0	0
Total Votes Cast	146	100.00%	<div><div></div></div>	77	69	0	0	0
Overvotes	0			0	0	0	0	0
Undervotes	3			3	0	0	0	0
Contest Totals	149			80	69	0	0	0

### Proposition 8 – State of Texas

Vote For 1

	TOTAL	VOTE %		Election Day	Early Voting	Ballots By Mail	Provisional	Limited Ballot
For	102	68.92%	<div><div></div></div>	59	43	0	0	0
Against	46	31.08%	<div><div></div></div>	20	26	0	0	0
Total Votes Cast	148	100.00%	<div><div></div></div>	79	69	0	0	0
Overvotes	0			0	0	0	0	0
Undervotes	1			1	0	0	0	0
Contest Totals	149			80	69	0	0	0

## PCT 197

### Proposition 9 – State of Texas

Vote For 1

	TOTAL	VOTE %		Election Day	Early Voting	Ballots By Mail	Provisional	Limited Ballot
For	120	81.08%	<div><div></div></div>	61	59	0	0	0
Against	28	18.92%	<div><div></div></div>	18	10	0	0	0
Total Votes Cast	148	100.00%	<div><div></div></div>	79	69	0	0	0
Overvotes	0			0	0	0	0	0
Undervotes	1			1	0	0	0	0
Contest Totals	149			80	69	0	0	0

### Proposition 10 – State of Texas

Vote For 1

	TOTAL	VOTE %		Election Day	Early Voting	Ballots By Mail	Provisional	Limited Ballot
For	65	44.22%	<div><div></div></div>	42	23	0	0	0
Against	82	55.78%	<div><div></div></div>	36	46	0	0	0
Total Votes Cast	147	100.00%	<div><div></div></div>	78	69	0	0	0
Overvotes	0			0	0	0	0	0
Undervotes	2			2	0	0	0	0
Contest Totals	149			80	69	0	0	0

### Proposition 11 – State of Texas

Vote For 1

	TOTAL	VOTE %		Election Day	Early Voting	Ballots By Mail	Provisional	Limited Ballot
For	100	71.43%	<div><div></div></div>	51	49	0	0	0
Against	40	28.57%	<div><div></div></div>	22	18	0	0	0
Total Votes Cast	140	100.00%	<div><div></div></div>	73	67	0	0	0
Overvotes	0			0	0	0	0	0
Undervotes	9			7	2	0	0	0
Contest Totals	149			80	69	0	0	0

### Proposition 12 – State of Texas

Vote For 1

	TOTAL	VOTE %		Election Day	Early Voting	Ballots By Mail	Provisional	Limited Ballot
For	63	48.84%	<div><div></div></div>	36	27	0	0	0
Against	66	51.16%	<div><div></div></div>	31	35	0	0	0
Total Votes Cast	129	100.00%	<div><div></div></div>	67	62	0	0	0
Overvotes	0			0	0	0	0	0
Undervotes	20			13	7	0	0	0
Contest Totals	149			80	69	0	0	0

## PCT 197

### Proposition 13 – State of Texas

Vote For 1

	TOTAL	VOTE %		Election Day	Early Voting	Ballots By Mail	Provisional	Limited Ballot
For	53	37.32%	<div><div></div></div>	28	25	0	0	0
Against	89	62.68%	<div><div></div></div>	47	42	0	0	0
Total Votes Cast	142	100.00%	<div><div></div></div>	75	67	0	0	0
Overvotes	0			0	0	0	0	0
Undervotes	7			5	2	0	0	0
Contest Totals	149			80	69	0	0	0

### Proposition 14 – State of Texas

Vote For 1

	TOTAL	VOTE %		Election Day	Early Voting	Ballots By Mail	Provisional	Limited Ballot
For	115	78.23%	<div><div></div></div>	64	51	0	0	0
Against	32	21.77%	<div><div></div></div>	14	18	0	0	0
Total Votes Cast	147	100.00%	<div><div></div></div>	78	69	0	0	0
Overvotes	0			0	0	0	0	0
Undervotes	2			2	0	0	0	0
Contest Totals	149			80	69	0	0	0

### Proposition A – Collin County

Vote For 1

	TOTAL	VOTE %		Election Day	Early Voting	Ballots By Mail	Provisional	Limited Ballot
For	89	61.81%	<div><div></div></div>	50	39	0	0	0
Against	55	38.19%	<div><div></div></div>	26	29	0	0	0
Total Votes Cast	144	100.00%	<div><div></div></div>	76	68	0	0	0
Overvotes	0			0	0	0	0	0
Undervotes	5			4	1	0	0	0
Contest Totals	149			80	69	0	0	0

### Proposition B – Collin County

Vote For 1

	TOTAL	VOTE %		Election Day	Early Voting	Ballots By Mail	Provisional	Limited Ballot
For	104	71.23%	<div><div></div></div>	52	52	0	0	0
Against	42	28.77%	<div><div></div></div>	25	17	0	0	0
Total Votes Cast	146	100.00%	<div><div></div></div>	77	69	0	0	0
Overvotes	0			0	0	0	0	0
Undervotes	3			3	0	0	0	0
Contest Totals	149			80	69	0	0	0

## PCT 197

### Proposition C – Collin County

Vote For 1

	TOTAL	VOTE %		Election Day	Early Voting	Ballots By Mail	Provisional	Limited Ballot
For	86	59.31%	<div><div></div></div>	44	42	0	0	0
Against	59	40.69%	<div><div></div></div>	32	27	0	0	0
Total Votes Cast	145	100.00%	<div><div></div></div>	76	69	0	0	0
Overvotes	0			0	0	0	0	0
Undervotes	4			4	0	0	0	0
Contest Totals	149			80	69	0	0	0

### Proposition D – Collin County

Vote For 1

	TOTAL	VOTE %		Election Day	Early Voting	Ballots By Mail	Provisional	Limited Ballot
For	105	72.41%	<div><div></div></div>	55	50	0	0	0
Against	40	27.59%	<div><div></div></div>	21	19	0	0	0
Total Votes Cast	145	100.00%	<div><div></div></div>	76	69	0	0	0
Overvotes	0			0	0	0	0	0
Undervotes	4			4	0	0	0	0
Contest Totals	149			80	69	0	0	0

### Proposition E – Collin County

Vote For 1

	TOTAL	VOTE %		Election Day	Early Voting	Ballots By Mail	Provisional	Limited Ballot
For	110	75.34%	<div><div></div></div>	58	52	0	0	0
Against	36	24.66%	<div><div></div></div>	19	17	0	0	0
Total Votes Cast	146	100.00%	<div><div></div></div>	77	69	0	0	0
Overvotes	0			0	0	0	0	0
Undervotes	3			3	0	0	0	0
Contest Totals	149			80	69	0	0	0

## PCT 198

### Proposition 1 – State of Texas

Vote For 1

	TOTAL	VOTE %		Election Day	Early Voting	Ballots By Mail	Provision al	Limited Ballot
For	16	88.89%	<div><div></div></div>	6	10	0	0	0
Against	2	11.11%	<div><div></div></div>	0	0	2	0	0
Total Votes Cast	18	100.00%	<div><div></div></div>	6	10	2	0	0
Overvotes	0			0	0	0	0	0
Undervotes	3			2	1	0	0	0
Contest Totals	21			8	11	2	0	0

### Proposition 2 – State of Texas

Vote For 1

	TOTAL	VOTE %		Election Day	Early Voting	Ballots By Mail	Provision al	Limited Ballot
For	8	57.14%	<div><div></div></div>	5	3	0	0	0
Against	6	42.86%	<div><div></div></div>	2	4	0	0	0
Total Votes Cast	14	100.00%	<div><div></div></div>	7	7	0	0	0
Overvotes	0			0	0	0	0	0
Undervotes	7			1	4	2	0	0
Contest Totals	21			8	11	2	0	0

### Proposition 3 – State of Texas

Vote For 1

	TOTAL	VOTE %		Election Day	Early Voting	Ballots By Mail	Provision al	Limited Ballot
For	13	81.25%	<div><div></div></div>	7	6	0	0	0
Against	3	18.75%	<div><div></div></div>	0	1	2	0	0
Total Votes Cast	16	100.00%	<div><div></div></div>	7	7	2	0	0
Overvotes	0			0	0	0	0	0
Undervotes	5			1	4	0	0	0
Contest Totals	21			8	11	2	0	0

### Proposition 4 – State of Texas

Vote For 1

	TOTAL	VOTE %		Election Day	Early Voting	Ballots By Mail	Provision al	Limited Ballot
For	19	100.00%	<div><div></div></div>	7	10	2	0	0
Against	0	0.00%	<div><div></div></div>	0	0	0	0	0
Total Votes Cast	19	100.00%	<div><div></div></div>	7	10	2	0	0
Overvotes	0			0	0	0	0	0
Undervotes	2			1	1	0	0	0
Contest Totals	21			8	11	2	0	0

## PCT 198

### Proposition 5 – State of Texas

Vote For 1

	TOTAL	VOTE %		Election Day	Early Voting	Ballots By Mail	Provisional	Limited Ballot
For	6	37.50%	<div><div></div></div>	4	2	0	0	0
Against	10	62.50%	<div><div></div></div>	3	5	2	0	0
Total Votes Cast	16	100.00%	<div><div></div></div>	7	7	2	0	0
Overvotes	0			0	0	0	0	0
Undervotes	5			1	4	0	0	0
Contest Totals	21			8	11	2	0	0

### Proposition 6 – State of Texas

Vote For 1

	TOTAL	VOTE %		Election Day	Early Voting	Ballots By Mail	Provisional	Limited Ballot
For	13	76.47%	<div><div></div></div>	6	5	2	0	0
Against	4	23.53%	<div><div></div></div>	1	3	0	0	0
Total Votes Cast	17	100.00%	<div><div></div></div>	7	8	2	0	0
Overvotes	0			0	0	0	0	0
Undervotes	4			1	3	0	0	0
Contest Totals	21			8	11	2	0	0

### Proposition 7 – State of Texas

Vote For 1

	TOTAL	VOTE %		Election Day	Early Voting	Ballots By Mail	Provisional	Limited Ballot
For	14	82.35%	<div><div></div></div>	6	6	2	0	0
Against	3	17.65%	<div><div></div></div>	1	2	0	0	0
Total Votes Cast	17	100.00%	<div><div></div></div>	7	8	2	0	0
Overvotes	0			0	0	0	0	0
Undervotes	4			1	3	0	0	0
Contest Totals	21			8	11	2	0	0

### Proposition 8 – State of Texas

Vote For 1

	TOTAL	VOTE %		Election Day	Early Voting	Ballots By Mail	Provisional	Limited Ballot
For	9	52.94%	<div><div></div></div>	3	4	2	0	0
Against	8	47.06%	<div><div></div></div>	4	4	0	0	0
Total Votes Cast	17	100.00%	<div><div></div></div>	7	8	2	0	0
Overvotes	0			0	0	0	0	0
Undervotes	4			1	3	0	0	0
Contest Totals	21			8	11	2	0	0

## PCT 198

### Proposition 9 – State of Texas

Vote For 1

	TOTAL	VOTE %		Election Day	Early Voting	Ballots By Mail	Provisional	Limited Ballot
For	16	80.00%	<div><div></div></div>	5	9	2	0	0
Against	4	20.00%	<div><div></div></div>	2	2	0	0	0
Total Votes Cast	20	100.00%	<div><div></div></div>	7	11	2	0	0
Overvotes	0			0	0	0	0	0
Undervotes	1			1	0	0	0	0
Contest Totals	21			8	11	2	0	0

### Proposition 10 – State of Texas

Vote For 1

	TOTAL	VOTE %		Election Day	Early Voting	Ballots By Mail	Provisional	Limited Ballot
For	10	62.50%	<div><div></div></div>	6	4	0	0	0
Against	6	37.50%	<div><div></div></div>	1	4	1	0	0
Total Votes Cast	16	100.00%	<div><div></div></div>	7	8	1	0	0
Overvotes	0			0	0	0	0	0
Undervotes	5			1	3	1	0	0
Contest Totals	21			8	11	2	0	0

### Proposition 11 – State of Texas

Vote For 1

	TOTAL	VOTE %		Election Day	Early Voting	Ballots By Mail	Provisional	Limited Ballot
For	5	35.71%	<div><div></div></div>	3	2	0	0	0
Against	9	64.29%	<div><div></div></div>	4	5	0	0	0
Total Votes Cast	14	100.00%	<div><div></div></div>	7	7	0	0	0
Overvotes	0			0	0	0	0	0
Undervotes	7			1	4	2	0	0
Contest Totals	21			8	11	2	0	0

### Proposition 12 – State of Texas

Vote For 1

	TOTAL	VOTE %		Election Day	Early Voting	Ballots By Mail	Provisional	Limited Ballot
For	6	54.55%	<div><div></div></div>	4	2	0	0	0
Against	5	45.45%	<div><div></div></div>	0	5	0	0	0
Total Votes Cast	11	100.00%	<div><div></div></div>	4	7	0	0	0
Overvotes	0			0	0	0	0	0
Undervotes	10			4	4	2	0	0
Contest Totals	21			8	11	2	0	0

## PCT 198

### Proposition 13 – State of Texas

Vote For 1

	TOTAL	VOTE %		Election Day	Early Voting	Ballots By Mail	Provisional	Limited Ballot
For	5	35.71%	<div><div></div></div>	3	2	0	0	0
Against	9	64.29%	<div><div></div></div>	4	5	0	0	0
Total Votes Cast	14	100.00%	<div><div></div></div>	7	7	0	0	0
Overvotes	0			0	0	0	0	0
Undervotes	7			1	4	2	0	0
Contest Totals	21			8	11	2	0	0

### Proposition 14 – State of Texas

Vote For 1

	TOTAL	VOTE %		Election Day	Early Voting	Ballots By Mail	Provisional	Limited Ballot
For	11	68.75%	<div><div></div></div>	6	5	0	0	0
Against	5	31.25%	<div><div></div></div>	1	4	0	0	0
Total Votes Cast	16	100.00%	<div><div></div></div>	7	9	0	0	0
Overvotes	0			0	0	0	0	0
Undervotes	5			1	2	2	0	0
Contest Totals	21			8	11	2	0	0

### Proposition A – Collin County

Vote For 1

	TOTAL	VOTE %		Election Day	Early Voting	Ballots By Mail	Provisional	Limited Ballot
For	4	23.53%	<div><div></div></div>	3	1	0	0	0
Against	13	76.47%	<div><div></div></div>	4	7	2	0	0
Total Votes Cast	17	100.00%	<div><div></div></div>	7	8	2	0	0
Overvotes	0			0	0	0	0	0
Undervotes	4			1	3	0	0	0
Contest Totals	21			8	11	2	0	0

### Proposition B – Collin County

Vote For 1

	TOTAL	VOTE %		Election Day	Early Voting	Ballots By Mail	Provisional	Limited Ballot
For	9	50.00%	<div><div></div></div>	2	5	2	0	0
Against	9	50.00%	<div><div></div></div>	5	4	0	0	0
Total Votes Cast	18	100.00%	<div><div></div></div>	7	9	2	0	0
Overvotes	0			0	0	0	0	0
Undervotes	3			1	2	0	0	0
Contest Totals	21			8	11	2	0	0



## PCT 198

### Proposition C – Collin County

Vote For 1

	TOTAL	VOTE %		Election Day	Early Voting	Ballots By Mail	Provisional	Limited Ballot
For	7	41.18%	<div><div></div></div>	4	1	2	0	0
Against	10	58.82%	<div><div></div></div>	3	7	0	0	0
Total Votes Cast	17	100.00%	<div><div></div></div>	7	8	2	0	0
Overvotes	0			0	0	0	0	0
Undervotes	4			1	3	0	0	0
Contest Totals	21			8	11	2	0	0

### Proposition D – Collin County

Vote For 1

	TOTAL	VOTE %		Election Day	Early Voting	Ballots By Mail	Provisional	Limited Ballot
For	5	29.41%	<div><div></div></div>	1	2	2	0	0
Against	12	70.59%	<div><div></div></div>	6	6	0	0	0
Total Votes Cast	17	100.00%	<div><div></div></div>	7	8	2	0	0
Overvotes	0			0	0	0	0	0
Undervotes	4			1	3	0	0	0
Contest Totals	21			8	11	2	0	0

### Proposition E – Collin County

Vote For 1

	TOTAL	VOTE %		Election Day	Early Voting	Ballots By Mail	Provisional	Limited Ballot
For	12	63.16%	<div><div></div></div>	4	6	2	0	0
Against	7	36.84%	<div><div></div></div>	3	4	0	0	0
Total Votes Cast	19	100.00%	<div><div></div></div>	7	10	2	0	0
Overvotes	0			0	0	0	0	0
Undervotes	2			1	1	0	0	0
Contest Totals	21			8	11	2	0	0

### For School Trustees – Princeton ISD

Vote For 2

	TOTAL	VOTE %		Election Day	Early Voting	Ballots By Mail	Provisional	Limited Ballot
Starla Sharpe	3	21.43%	<div><div></div></div>	1	2	0	0	0
Chad Jones	6	42.86%	<div><div></div></div>	3	3	0	0	0
Cyndi Darland	5	35.71%	<div><div></div></div>	2	3	0	0	0
Melissa Ait Belaid	0	0.00%	<div><div></div></div>	0	0	0	0	0
Total Votes Cast	14	100.00%	<div><div></div></div>	6	8	0	0	0
Overvotes	0			0	0	0	0	0
Undervotes	12			6	6	0	0	0
Contest Totals	26			12	14	0	0	0

## PCT 199

### Proposition 1 – State of Texas

Vote For 1

	TOTAL	VOTE %		Election Day	Early Voting	Ballots By Mail	Provision al	Limited Ballot
For	747	87.99%	<div><div></div></div>	221	524	2	0	0
Against	102	12.01%	<div><div></div></div>	46	56	0	0	0
Total Votes Cast	849	100.00%	<div><div></div></div>	267	580	2	0	0
Overvotes	0			0	0	0	0	0
Undervotes	50			14	36	0	0	0
Contest Totals	899			281	616	2	0	0

### Proposition 2 – State of Texas

Vote For 1

	TOTAL	VOTE %		Election Day	Early Voting	Ballots By Mail	Provision al	Limited Ballot
For	536	66.92%	<div><div></div></div>	169	365	2	0	0
Against	265	33.08%	<div><div></div></div>	88	177	0	0	0
Total Votes Cast	801	100.00%	<div><div></div></div>	257	542	2	0	0
Overvotes	0			0	0	0	0	0
Undervotes	98			24	74	0	0	0
Contest Totals	899			281	616	2	0	0

### Proposition 3 – State of Texas

Vote For 1

	TOTAL	VOTE %		Election Day	Early Voting	Ballots By Mail	Provision al	Limited Ballot
For	689	83.41%	<div><div></div></div>	215	474	0	0	0
Against	137	16.59%	<div><div></div></div>	50	85	2	0	0
Total Votes Cast	826	100.00%	<div><div></div></div>	265	559	2	0	0
Overvotes	0			0	0	0	0	0
Undervotes	73			16	57	0	0	0
Contest Totals	899			281	616	2	0	0

### Proposition 4 – State of Texas

Vote For 1

	TOTAL	VOTE %		Election Day	Early Voting	Ballots By Mail	Provision al	Limited Ballot
For	737	91.21%	<div><div></div></div>	233	502	2	0	0
Against	71	8.79%	<div><div></div></div>	29	42	0	0	0
Total Votes Cast	808	100.00%	<div><div></div></div>	262	544	2	0	0
Overvotes	0			0	0	0	0	0
Undervotes	91			19	72	0	0	0
Contest Totals	899			281	616	2	0	0

## PCT 199

### Proposition 5 – State of Texas

Vote For 1

	TOTAL	VOTE %		Election Day	Early Voting	Ballots By Mail	Provisional	Limited Ballot
For	587	72.29%	<div><div></div></div>	184	403	0	0	0
Against	225	27.71%	<div><div></div></div>	77	146	2	0	0
Total Votes Cast	812	100.00%	<div><div></div></div>	261	549	2	0	0
Overvotes	0			0	0	0	0	0
Undervotes	87			20	67	0	0	0
Contest Totals	899			281	616	2	0	0

### Proposition 6 – State of Texas

Vote For 1

	TOTAL	VOTE %		Election Day	Early Voting	Ballots By Mail	Provisional	Limited Ballot
For	703	84.90%	<div><div></div></div>	218	483	2	0	0
Against	125	15.10%	<div><div></div></div>	44	81	0	0	0
Total Votes Cast	828	100.00%	<div><div></div></div>	262	564	2	0	0
Overvotes	0			0	0	0	0	0
Undervotes	71			19	52	0	0	0
Contest Totals	899			281	616	2	0	0

### Proposition 7 – State of Texas

Vote For 1

	TOTAL	VOTE %		Election Day	Early Voting	Ballots By Mail	Provisional	Limited Ballot
For	668	80.77%	<div><div></div></div>	205	461	2	0	0
Against	159	19.23%	<div><div></div></div>	58	101	0	0	0
Total Votes Cast	827	100.00%	<div><div></div></div>	263	562	2	0	0
Overvotes	0			0	0	0	0	0
Undervotes	72			18	54	0	0	0
Contest Totals	899			281	616	2	0	0

### Proposition 8 – State of Texas

Vote For 1

	TOTAL	VOTE %		Election Day	Early Voting	Ballots By Mail	Provisional	Limited Ballot
For	637	77.78%	<div><div></div></div>	205	430	2	0	0
Against	182	22.22%	<div><div></div></div>	55	127	0	0	0
Total Votes Cast	819	100.00%	<div><div></div></div>	260	557	2	0	0
Overvotes	0			0	0	0	0	0
Undervotes	80			21	59	0	0	0
Contest Totals	899			281	616	2	0	0

## PCT 199

### Proposition 9 – State of Texas

Vote For 1

	TOTAL	VOTE %		Election Day	Early Voting	Ballots By Mail	Provisional	Limited Ballot
For	693	81.63%	<div><div></div></div>	213	478	2	0	0
Against	156	18.37%	<div><div></div></div>	54	102	0	0	0
Total Votes Cast	849	100.00%	<div><div></div></div>	267	580	2	0	0
Overvotes	0			0	0	0	0	0
Undervotes	50			14	36	0	0	0
Contest Totals	899			281	616	2	0	0

### Proposition 10 – State of Texas

Vote For 1

	TOTAL	VOTE %		Election Day	Early Voting	Ballots By Mail	Provisional	Limited Ballot
For	495	62.74%	<div><div></div></div>	138	355	2	0	0
Against	294	37.26%	<div><div></div></div>	118	176	0	0	0
Total Votes Cast	789	100.00%	<div><div></div></div>	256	531	2	0	0
Overvotes	0			0	0	0	0	0
Undervotes	110			25	85	0	0	0
Contest Totals	899			281	616	2	0	0

### Proposition 11 – State of Texas

Vote For 1

	TOTAL	VOTE %		Election Day	Early Voting	Ballots By Mail	Provisional	Limited Ballot
For	475	63.84%	<div><div></div></div>	149	326	0	0	0
Against	269	36.16%	<div><div></div></div>	99	168	2	0	0
Total Votes Cast	744	100.00%	<div><div></div></div>	248	494	2	0	0
Overvotes	0			0	0	0	0	0
Undervotes	155			33	122	0	0	0
Contest Totals	899			281	616	2	0	0

### Proposition 12 – State of Texas

Vote For 1

	TOTAL	VOTE %		Election Day	Early Voting	Ballots By Mail	Provisional	Limited Ballot
For	411	59.31%	<div><div></div></div>	126	283	2	0	0
Against	282	40.69%	<div><div></div></div>	105	177	0	0	0
Total Votes Cast	693	100.00%	<div><div></div></div>	231	460	2	0	0
Overvotes	0			0	0	0	0	0
Undervotes	206			50	156	0	0	0
Contest Totals	899			281	616	2	0	0

## PCT 199

### Proposition 13 – State of Texas

Vote For 1

	TOTAL	VOTE %		Election Day	Early Voting	Ballots By Mail	Provisional	Limited Ballot
For	332	42.08%	<div><div></div></div>	96	236	0	0	0
Against	457	57.92%	<div><div></div></div>	158	297	2	0	0
Total Votes Cast	789	100.00%	<div><div></div></div>	254	533	2	0	0
Overvotes	0			0	0	0	0	0
Undervotes	110			27	83	0	0	0
Contest Totals	899			281	616	2	0	0

### Proposition 14 – State of Texas

Vote For 1

	TOTAL	VOTE %		Election Day	Early Voting	Ballots By Mail	Provisional	Limited Ballot
For	649	80.32%	<div><div></div></div>	209	440	0	0	0
Against	159	19.68%	<div><div></div></div>	52	105	2	0	0
Total Votes Cast	808	100.00%	<div><div></div></div>	261	545	2	0	0
Overvotes	0			0	0	0	0	0
Undervotes	91			20	71	0	0	0
Contest Totals	899			281	616	2	0	0

### Proposition A – Collin County

Vote For 1

	TOTAL	VOTE %		Election Day	Early Voting	Ballots By Mail	Provisional	Limited Ballot
For	496	59.83%	<div><div></div></div>	137	359	0	0	0
Against	333	40.17%	<div><div></div></div>	124	207	2	0	0
Total Votes Cast	829	100.00%	<div><div></div></div>	261	566	2	0	0
Overvotes	0			0	0	0	0	0
Undervotes	70			20	50	0	0	0
Contest Totals	899			281	616	2	0	0

### Proposition B – Collin County

Vote For 1

	TOTAL	VOTE %		Election Day	Early Voting	Ballots By Mail	Provisional	Limited Ballot
For	550	65.87%	<div><div></div></div>	174	374	2	0	0
Against	285	34.13%	<div><div></div></div>	90	195	0	0	0
Total Votes Cast	835	100.00%	<div><div></div></div>	264	569	2	0	0
Overvotes	0			0	0	0	0	0
Undervotes	64			17	47	0	0	0
Contest Totals	899			281	616	2	0	0

## PCT 199

### Proposition C – Collin County

Vote For 1

	TOTAL	VOTE %		Election Day	Early Voting	Ballots By Mail	Provisional	Limited Ballot
For	506	62.32%	<div><div></div></div>	150	354	2	0	0
Against	306	37.68%	<div><div></div></div>	107	199	0	0	0
Total Votes Cast	812	100.00%	<div><div></div></div>	257	553	2	0	0
Overvotes	0			0	0	0	0	0
Undervotes	87			24	63	0	0	0
Contest Totals	899			281	616	2	0	0

### Proposition D – Collin County

Vote For 1

	TOTAL	VOTE %		Election Day	Early Voting	Ballots By Mail	Provisional	Limited Ballot
For	602	71.75%	<div><div></div></div>	183	419	0	0	0
Against	237	28.25%	<div><div></div></div>	83	152	2	0	0
Total Votes Cast	839	100.00%	<div><div></div></div>	266	571	2	0	0
Overvotes	0			0	0	0	0	0
Undervotes	60			15	45	0	0	0
Contest Totals	899			281	616	2	0	0

### Proposition E – Collin County

Vote For 1

	TOTAL	VOTE %		Election Day	Early Voting	Ballots By Mail	Provisional	Limited Ballot
For	699	83.31%	<div><div></div></div>	215	482	2	0	0
Against	140	16.69%	<div><div></div></div>	49	91	0	0	0
Total Votes Cast	839	100.00%	<div><div></div></div>	264	573	2	0	0
Overvotes	0			0	0	0	0	0
Undervotes	60			17	43	0	0	0
Contest Totals	899			281	616	2	0	0

### Proposition A – Prosper ISD

Vote For 1

	TOTAL	VOTE %		Election Day	Early Voting	Ballots By Mail	Provisional	Limited Ballot
FOR	668	74.89%	<div><div></div></div>	200	466	2	0	0
AGAINST	224	25.11%	<div><div></div></div>	77	147	0	0	0
Total Votes Cast	892	100.00%	<div><div></div></div>	277	613	2	0	0
Overvotes	0			0	0	0	0	0
Undervotes	7			4	3	0	0	0
Contest Totals	899			281	616	2	0	0

## PCT 199

### Proposition B – Prosper ISD

Vote For 1

	TOTAL	VOTE %		Election Day	Early Voting	Ballots By Mail	Provisional	Limited Ballot
FOR	646	72.83%	<div><div></div></div>	188	456	2	0	0
AGAINST	241	27.17%	<div><div></div></div>	87	154	0	0	0
Total Votes Cast	887	100.00%	<div><div></div></div>	275	610	2	0	0
Overvotes	0			0	0	0	0	0
Undervotes	12			6	6	0	0	0
Contest Totals	899			281	616	2	0	0

### Proposition C – Prosper ISD

Vote For 1

	TOTAL	VOTE %		Election Day	Early Voting	Ballots By Mail	Provisional	Limited Ballot
FOR	496	55.86%	<div><div></div></div>	140	356	0	0	0
AGAINST	392	44.14%	<div><div></div></div>	136	254	2	0	0
Total Votes Cast	888	100.00%	<div><div></div></div>	276	610	2	0	0
Overvotes	0			0	0	0	0	0
Undervotes	11			5	6	0	0	0
Contest Totals	899			281	616	2	0	0

### Proposition D – Prosper ISD

Vote For 1

	TOTAL	VOTE %		Election Day	Early Voting	Ballots By Mail	Provisional	Limited Ballot
FOR	583	65.73%	<div><div></div></div>	180	403	0	0	0
AGAINST	304	34.27%	<div><div></div></div>	96	206	2	0	0
Total Votes Cast	887	100.00%	<div><div></div></div>	276	609	2	0	0
Overvotes	0			0	0	0	0	0
Undervotes	12			5	7	0	0	0
Contest Totals	899			281	616	2	0	0

## PCT 200

### Proposition 1 – State of Texas

Vote For 1

	TOTAL	VOTE %		Election Day	Early Voting	Ballots By Mail	Provisional	Limited Ballot
For	231	84.93%	<div><div></div></div>	142	88	1	0	0
Against	41	15.07%	<div><div></div></div>	23	17	1	0	0
Total Votes Cast	272	100.00%	<div><div></div></div>	165	105	2	0	0
Overvotes	0			0	0	0	0	0
Undervotes	7			2	5	0	0	0
Contest Totals	279			167	110	2	0	0

### Proposition 2 – State of Texas

Vote For 1

	TOTAL	VOTE %		Election Day	Early Voting	Ballots By Mail	Provisional	Limited Ballot
For	161	61.22%	<div><div></div></div>	90	69	2	0	0
Against	102	38.78%	<div><div></div></div>	67	35	0	0	0
Total Votes Cast	263	100.00%	<div><div></div></div>	157	104	2	0	0
Overvotes	0			0	0	0	0	0
Undervotes	16			10	6	0	0	0
Contest Totals	279			167	110	2	0	0

### Proposition 3 – State of Texas

Vote For 1

	TOTAL	VOTE %		Election Day	Early Voting	Ballots By Mail	Provisional	Limited Ballot
For	220	81.78%	<div><div></div></div>	136	83	1	0	0
Against	49	18.22%	<div><div></div></div>	26	22	1	0	0
Total Votes Cast	269	100.00%	<div><div></div></div>	162	105	2	0	0
Overvotes	0			0	0	0	0	0
Undervotes	10			5	5	0	0	0
Contest Totals	279			167	110	2	0	0

### Proposition 4 – State of Texas

Vote For 1

	TOTAL	VOTE %		Election Day	Early Voting	Ballots By Mail	Provisional	Limited Ballot
For	239	86.91%	<div><div></div></div>	145	93	1	0	0
Against	36	13.09%	<div><div></div></div>	20	15	1	0	0
Total Votes Cast	275	100.00%	<div><div></div></div>	165	108	2	0	0
Overvotes	0			0	0	0	0	0
Undervotes	4			2	2	0	0	0
Contest Totals	279			167	110	2	0	0



## PCT 200

### Proposition 5 – State of Texas

Vote For 1

	TOTAL	VOTE %		Election Day	Early Voting	Ballots By Mail	Provisional	Limited Ballot
For	134	51.14%	<div><div></div></div>	80	53	1	0	0
Against	128	48.86%	<div><div></div></div>	77	50	1	0	0
Total Votes Cast	262	100.00%	<div><div></div></div>	157	103	2	0	0
Overvotes	0			0	0	0	0	0
Undervotes	17			10	7	0	0	0
Contest Totals	279			167	110	2	0	0

### Proposition 6 – State of Texas

Vote For 1

	TOTAL	VOTE %		Election Day	Early Voting	Ballots By Mail	Provisional	Limited Ballot
For	214	79.26%	<div><div></div></div>	131	81	2	0	0
Against	56	20.74%	<div><div></div></div>	31	25	0	0	0
Total Votes Cast	270	100.00%	<div><div></div></div>	162	106	2	0	0
Overvotes	0			0	0	0	0	0
Undervotes	9			5	4	0	0	0
Contest Totals	279			167	110	2	0	0

### Proposition 7 – State of Texas

Vote For 1

	TOTAL	VOTE %		Election Day	Early Voting	Ballots By Mail	Provisional	Limited Ballot
For	191	70.48%	<div><div></div></div>	120	71	0	0	0
Against	80	29.52%	<div><div></div></div>	41	37	2	0	0
Total Votes Cast	271	100.00%	<div><div></div></div>	161	108	2	0	0
Overvotes	0			0	0	0	0	0
Undervotes	8			6	2	0	0	0
Contest Totals	279			167	110	2	0	0

### Proposition 8 – State of Texas

Vote For 1

	TOTAL	VOTE %		Election Day	Early Voting	Ballots By Mail	Provisional	Limited Ballot
For	184	68.66%	<div><div></div></div>	110	73	1	0	0
Against	84	31.34%	<div><div></div></div>	50	33	1	0	0
Total Votes Cast	268	100.00%	<div><div></div></div>	160	106	2	0	0
Overvotes	0			0	0	0	0	0
Undervotes	11			7	4	0	0	0
Contest Totals	279			167	110	2	0	0

## PCT 200

### Proposition 9 – State of Texas

Vote For 1

	TOTAL	VOTE %		Election Day	Early Voting	Ballots By Mail	Provisional	Limited Ballot
For	210	78.07%	<div><div></div></div>	123	85	2	0	0
Against	59	21.93%	<div><div></div></div>	39	20	0	0	0
Total Votes Cast	269	100.00%	<div><div></div></div>	162	105	2	0	0
Overvotes	0			0	0	0	0	0
Undervotes	10			5	5	0	0	0
Contest Totals	279			167	110	2	0	0

### Proposition 10 – State of Texas

Vote For 1

	TOTAL	VOTE %		Election Day	Early Voting	Ballots By Mail	Provisional	Limited Ballot
For	121	46.01%	<div><div></div></div>	71	49	1	0	0
Against	142	53.99%	<div><div></div></div>	86	55	1	0	0
Total Votes Cast	263	100.00%	<div><div></div></div>	157	104	2	0	0
Overvotes	0			0	0	0	0	0
Undervotes	16			10	6	0	0	0
Contest Totals	279			167	110	2	0	0

### Proposition 11 – State of Texas

Vote For 1

	TOTAL	VOTE %		Election Day	Early Voting	Ballots By Mail	Provisional	Limited Ballot
For	135	55.56%	<div><div></div></div>	85	49	1	0	0
Against	108	44.44%	<div><div></div></div>	58	49	1	0	0
Total Votes Cast	243	100.00%	<div><div></div></div>	143	98	2	0	0
Overvotes	0			0	0	0	0	0
Undervotes	36			24	12	0	0	0
Contest Totals	279			167	110	2	0	0

### Proposition 12 – State of Texas

Vote For 1

	TOTAL	VOTE %		Election Day	Early Voting	Ballots By Mail	Provisional	Limited Ballot
For	123	53.95%	<div><div></div></div>	74	48	1	0	0
Against	105	46.05%	<div><div></div></div>	62	42	1	0	0
Total Votes Cast	228	100.00%	<div><div></div></div>	136	90	2	0	0
Overvotes	0			0	0	0	0	0
Undervotes	51			31	20	0	0	0
Contest Totals	279			167	110	2	0	0

## PCT 200

### Proposition 13 – State of Texas

Vote For 1

	TOTAL	VOTE %		Election Day	Early Voting	Ballots By Mail	Provisional	Limited Ballot
For	113	42.80%	<div><div></div></div>	60	52	1	0	0
Against	151	57.20%	<div><div></div></div>	100	50	1	0	0
Total Votes Cast	264	100.00%	<div><div></div></div>	160	102	2	0	0
Overvotes	0			0	0	0	0	0
Undervotes	15			7	8	0	0	0
Contest Totals	279			167	110	2	0	0

### Proposition 14 – State of Texas

Vote For 1

	TOTAL	VOTE %		Election Day	Early Voting	Ballots By Mail	Provisional	Limited Ballot
For	204	76.69%	<div><div></div></div>	126	76	2	0	0
Against	62	23.31%	<div><div></div></div>	35	27	0	0	0
Total Votes Cast	266	100.00%	<div><div></div></div>	161	103	2	0	0
Overvotes	0			0	0	0	0	0
Undervotes	13			6	7	0	0	0
Contest Totals	279			167	110	2	0	0

### Proposition A – Collin County

Vote For 1

	TOTAL	VOTE %		Election Day	Early Voting	Ballots By Mail	Provisional	Limited Ballot
For	140	53.03%	<div><div></div></div>	84	54	2	0	0
Against	124	46.97%	<div><div></div></div>	74	50	0	0	0
Total Votes Cast	264	100.00%	<div><div></div></div>	158	104	2	0	0
Overvotes	0			0	0	0	0	0
Undervotes	15			9	6	0	0	0
Contest Totals	279			167	110	2	0	0

### Proposition B – Collin County

Vote For 1

	TOTAL	VOTE %		Election Day	Early Voting	Ballots By Mail	Provisional	Limited Ballot
For	150	56.39%	<div><div></div></div>	93	55	2	0	0
Against	116	43.61%	<div><div></div></div>	67	49	0	0	0
Total Votes Cast	266	100.00%	<div><div></div></div>	160	104	2	0	0
Overvotes	0			0	0	0	0	0
Undervotes	13			7	6	0	0	0
Contest Totals	279			167	110	2	0	0

## PCT 200

### Proposition C – Collin County

Vote For 1

	TOTAL	VOTE %		Election Day	Early Voting	Ballots By Mail	Provisional	Limited Ballot
For	141	54.23%	<div><div></div></div>	82	57	2	0	0
Against	119	45.77%	<div><div></div></div>	73	46	0	0	0
Total Votes Cast	260	100.00%	<div><div></div></div>	155	103	2	0	0
Overvotes	0			0	0	0	0	0
Undervotes	19			12	7	0	0	0
Contest Totals	279			167	110	2	0	0

### Proposition D – Collin County

Vote For 1

	TOTAL	VOTE %		Election Day	Early Voting	Ballots By Mail	Provisional	Limited Ballot
For	152	57.79%	<div><div></div></div>	88	63	1	0	0
Against	111	42.21%	<div><div></div></div>	69	41	1	0	0
Total Votes Cast	263	100.00%	<div><div></div></div>	157	104	2	0	0
Overvotes	0			0	0	0	0	0
Undervotes	16			10	6	0	0	0
Contest Totals	279			167	110	2	0	0

### Proposition E – Collin County

Vote For 1

	TOTAL	VOTE %		Election Day	Early Voting	Ballots By Mail	Provisional	Limited Ballot
For	185	70.61%	<div><div></div></div>	108	75	2	0	0
Against	77	29.39%	<div><div></div></div>	48	29	0	0	0
Total Votes Cast	262	100.00%	<div><div></div></div>	156	104	2	0	0
Overvotes	0			0	0	0	0	0
Undervotes	17			11	6	0	0	0
Contest Totals	279			167	110	2	0	0

### Proposition A – City of Melissa

Vote For 1

	TOTAL	VOTE %		Election Day	Early Voting	Ballots By Mail	Provisional	Limited Ballot
FOR	114	71.70%	<div><div></div></div>	69	44	1	0	0
AGAINST	45	28.30%	<div><div></div></div>	32	12	1	0	0
Total Votes Cast	159	100.00%	<div><div></div></div>	101	56	2	0	0
Overvotes	0			0	0	0	0	0
Undervotes	10			6	4	0	0	0
Contest Totals	169			107	60	2	0	0

## PCT 200

### Proposition B – City of Melissa

Vote For 1

	TOTAL	VOTE %		Election Day	Early Voting	Ballots By Mail	Provisional	Limited Ballot
FOR	120	75.95%	<div><div></div></div>	78	41	1	0	0
AGAINST	38	24.05%	<div><div></div></div>	24	13	1	0	0
Total Votes Cast	158	100.00%	<div><div></div></div>	102	54	2	0	0
Overvotes	0			0	0	0	0	0
Undervotes	11			5	6	0	0	0
Contest Totals	169			107	60	2	0	0

### Proposition C – City of Melissa

Vote For 1

	TOTAL	VOTE %		Election Day	Early Voting	Ballots By Mail	Provisional	Limited Ballot
FOR	136	87.18%	<div><div></div></div>	86	49	1	0	0
AGAINST	20	12.82%	<div><div></div></div>	13	6	1	0	0
Total Votes Cast	156	100.00%	<div><div></div></div>	99	55	2	0	0
Overvotes	0			0	0	0	0	0
Undervotes	13			8	5	0	0	0
Contest Totals	169			107	60	2	0	0

### Proposition D – City of Melissa

Vote For 1

	TOTAL	VOTE %		Election Day	Early Voting	Ballots By Mail	Provisional	Limited Ballot
FOR	70	44.30%	<div><div></div></div>	46	23	1	0	0
AGAINST	88	55.70%	<div><div></div></div>	55	32	1	0	0
Total Votes Cast	158	100.00%	<div><div></div></div>	101	55	2	0	0
Overvotes	0			0	0	0	0	0
Undervotes	11			6	5	0	0	0
Contest Totals	169			107	60	2	0	0

### Proposition E – City of Melissa

Vote For 1

	TOTAL	VOTE %		Election Day	Early Voting	Ballots By Mail	Provisional	Limited Ballot
FOR	104	68.87%	<div><div></div></div>	66	37	1	0	0
AGAINST	47	31.13%	<div><div></div></div>	29	17	1	0	0
Total Votes Cast	151	100.00%	<div><div></div></div>	95	54	2	0	0
Overvotes	0			0	0	0	0	0
Undervotes	18			12	6	0	0	0
Contest Totals	169			107	60	2	0	0

## PCT 200

### Proposition F – City of Melissa

Vote For 1

	TOTAL	VOTE %		Election Day	Early Voting	Ballots By Mail	Provisional	Limited Ballot
FOR	124	79.49%	<div><div></div></div>	80	43	1	0	0
AGAINST	32	20.51%	<div><div></div></div>	20	11	1	0	0
Total Votes Cast	156	100.00%	<div><div></div></div>	100	54	2	0	0
Overvotes	0			0	0	0	0	0
Undervotes	13			7	6	0	0	0
Contest Totals	169			107	60	2	0	0

### Proposition G – City of Melissa

Vote For 1

	TOTAL	VOTE %		Election Day	Early Voting	Ballots By Mail	Provisional	Limited Ballot
FOR	132	84.62%	<div><div></div></div>	84	46	2	0	0
AGAINST	24	15.38%	<div><div></div></div>	17	7	0	0	0
Total Votes Cast	156	100.00%	<div><div></div></div>	101	53	2	0	0
Overvotes	0			0	0	0	0	0
Undervotes	13			6	7	0	0	0
Contest Totals	169			107	60	2	0	0

### Proposition H – City of Melissa

Vote For 1

	TOTAL	VOTE %		Election Day	Early Voting	Ballots By Mail	Provisional	Limited Ballot
FOR	121	78.57%	<div><div></div></div>	83	37	1	0	0
AGAINST	33	21.43%	<div><div></div></div>	16	16	1	0	0
Total Votes Cast	154	100.00%	<div><div></div></div>	99	53	2	0	0
Overvotes	0			0	0	0	0	0
Undervotes	15			8	7	0	0	0
Contest Totals	169			107	60	2	0	0

### Proposition I – City of Melissa

Vote For 1

	TOTAL	VOTE %		Election Day	Early Voting	Ballots By Mail	Provisional	Limited Ballot
FOR	135	88.82%	<div><div></div></div>	89	45	1	0	0
AGAINST	17	11.18%	<div><div></div></div>	8	8	1	0	0
Total Votes Cast	152	100.00%	<div><div></div></div>	97	53	2	0	0
Overvotes	0			0	0	0	0	0
Undervotes	17			10	7	0	0	0
Contest Totals	169			107	60	2	0	0

## PCT 200

### Proposition J – City of Melissa

Vote For 1

	TOTAL	VOTE %		Election Day	Early Voting	Ballots By Mail	Provisional	Limited Ballot
FOR	124	82.67%	<div><div></div></div>	79	44	1	0	0
AGAINST	26	17.33%	<div><div></div></div>	17	8	1	0	0
Total Votes Cast	150	100.00%	<div><div></div></div>	96	52	2	0	0
Overvotes	0			0	0	0	0	0
Undervotes	19			11	8	0	0	0
Contest Totals	169			107	60	2	0	0

### Proposition K – City of Melissa

Vote For 1

	TOTAL	VOTE %		Election Day	Early Voting	Ballots By Mail	Provisional	Limited Ballot
FOR	97	62.99%	<div><div></div></div>	60	36	1	0	0
AGAINST	57	37.01%	<div><div></div></div>	39	17	1	0	0
Total Votes Cast	154	100.00%	<div><div></div></div>	99	53	2	0	0
Overvotes	0			0	0	0	0	0
Undervotes	15			8	7	0	0	0
Contest Totals	169			107	60	2	0	0

### Proposition L – City of Melissa

Vote For 1

	TOTAL	VOTE %		Election Day	Early Voting	Ballots By Mail	Provisional	Limited Ballot
FOR	62	40.00%	<div><div></div></div>	39	23	0	0	0
AGAINST	93	60.00%	<div><div></div></div>	60	31	2	0	0
Total Votes Cast	155	100.00%	<div><div></div></div>	99	54	2	0	0
Overvotes	0			0	0	0	0	0
Undervotes	14			8	6	0	0	0
Contest Totals	169			107	60	2	0	0

### Proposition M – City of Melissa

Vote For 1

	TOTAL	VOTE %		Election Day	Early Voting	Ballots By Mail	Provisional	Limited Ballot
FOR	144	90.00%	<div><div></div></div>	93	50	1	0	0
AGAINST	16	10.00%	<div><div></div></div>	8	7	1	0	0
Total Votes Cast	160	100.00%	<div><div></div></div>	101	57	2	0	0
Overvotes	0			0	0	0	0	0
Undervotes	9			6	3	0	0	0
Contest Totals	169			107	60	2	0	0

## PCT 201

### Proposition 1 – State of Texas

Vote For 1

	TOTAL	VOTE %	Election Day	Early Voting	Ballots By Mail	Provision al	Limited Ballot
For	0		0	0	0	0	0
Against	0		0	0	0	0	0
Total Votes Cast	0		0	0	0	0	0
Overvotes	0		0	0	0	0	0
Undervotes	0		0	0	0	0	0
Contest Totals	0		0	0	0	0	0

### Proposition 2 – State of Texas

Vote For 1

	TOTAL	VOTE %	Election Day	Early Voting	Ballots By Mail	Provision al	Limited Ballot
For	0		0	0	0	0	0
Against	0		0	0	0	0	0
Total Votes Cast	0		0	0	0	0	0
Overvotes	0		0	0	0	0	0
Undervotes	0		0	0	0	0	0
Contest Totals	0		0	0	0	0	0

### Proposition 3 – State of Texas

Vote For 1

	TOTAL	VOTE %	Election Day	Early Voting	Ballots By Mail	Provision al	Limited Ballot
For	0		0	0	0	0	0
Against	0		0	0	0	0	0
Total Votes Cast	0		0	0	0	0	0
Overvotes	0		0	0	0	0	0
Undervotes	0		0	0	0	0	0
Contest Totals	0		0	0	0	0	0

### Proposition 4 – State of Texas

Vote For 1

	TOTAL	VOTE %	Election Day	Early Voting	Ballots By Mail	Provision al	Limited Ballot
For	0		0	0	0	0	0
Against	0		0	0	0	0	0
Total Votes Cast	0		0	0	0	0	0
Overvotes	0		0	0	0	0	0
Undervotes	0		0	0	0	0	0
Contest Totals	0		0	0	0	0	0



## PCT 201

### Proposition 5 – State of Texas

Vote For 1

	TOTAL	VOTE %	Election Day	Early Voting	Ballots By Mail	Provision al	Limited Ballot
For	0		0	0	0	0	0
Against	0		0	0	0	0	0
Total Votes Cast	0		0	0	0	0	0
Overvotes	0		0	0	0	0	0
Undervotes	0		0	0	0	0	0
Contest Totals	0		0	0	0	0	0

### Proposition 6 – State of Texas

Vote For 1

	TOTAL	VOTE %	Election Day	Early Voting	Ballots By Mail	Provision al	Limited Ballot
For	0		0	0	0	0	0
Against	0		0	0	0	0	0
Total Votes Cast	0		0	0	0	0	0
Overvotes	0		0	0	0	0	0
Undervotes	0		0	0	0	0	0
Contest Totals	0		0	0	0	0	0

### Proposition 7 – State of Texas

Vote For 1

	TOTAL	VOTE %	Election Day	Early Voting	Ballots By Mail	Provision al	Limited Ballot
For	0		0	0	0	0	0
Against	0		0	0	0	0	0
Total Votes Cast	0		0	0	0	0	0
Overvotes	0		0	0	0	0	0
Undervotes	0		0	0	0	0	0
Contest Totals	0		0	0	0	0	0

### Proposition 8 – State of Texas

Vote For 1

	TOTAL	VOTE %	Election Day	Early Voting	Ballots By Mail	Provision al	Limited Ballot
For	0		0	0	0	0	0
Against	0		0	0	0	0	0
Total Votes Cast	0		0	0	0	0	0
Overvotes	0		0	0	0	0	0
Undervotes	0		0	0	0	0	0
Contest Totals	0		0	0	0	0	0

## PCT 201

### Proposition 9 – State of Texas

Vote For 1

	TOTAL	VOTE %	Election Day	Early Voting	Ballots By Mail	Provision al	Limited Ballot
For	0		0	0	0	0	0
Against	0		0	0	0	0	0
Total Votes Cast	0		0	0	0	0	0
Overvotes	0		0	0	0	0	0
Undervotes	0		0	0	0	0	0
Contest Totals	0		0	0	0	0	0

### Proposition 10 – State of Texas

Vote For 1

	TOTAL	VOTE %	Election Day	Early Voting	Ballots By Mail	Provision al	Limited Ballot
For	0		0	0	0	0	0
Against	0		0	0	0	0	0
Total Votes Cast	0		0	0	0	0	0
Overvotes	0		0	0	0	0	0
Undervotes	0		0	0	0	0	0
Contest Totals	0		0	0	0	0	0

### Proposition 11 – State of Texas

Vote For 1

	TOTAL	VOTE %	Election Day	Early Voting	Ballots By Mail	Provision al	Limited Ballot
For	0		0	0	0	0	0
Against	0		0	0	0	0	0
Total Votes Cast	0		0	0	0	0	0
Overvotes	0		0	0	0	0	0
Undervotes	0		0	0	0	0	0
Contest Totals	0		0	0	0	0	0

### Proposition 12 – State of Texas

Vote For 1

	TOTAL	VOTE %	Election Day	Early Voting	Ballots By Mail	Provision al	Limited Ballot
For	0		0	0	0	0	0
Against	0		0	0	0	0	0
Total Votes Cast	0		0	0	0	0	0
Overvotes	0		0	0	0	0	0
Undervotes	0		0	0	0	0	0
Contest Totals	0		0	0	0	0	0

## PCT 201

### Proposition 13 – State of Texas

Vote For 1

	TOTAL	VOTE %	Election Day	Early Voting	Ballots By Mail	Provision al	Limited Ballot
For	0		0	0	0	0	0
Against	0		0	0	0	0	0
Total Votes Cast	0		0	0	0	0	0
Overvotes	0		0	0	0	0	0
Undervotes	0		0	0	0	0	0
Contest Totals	0		0	0	0	0	0

### Proposition 14 – State of Texas

Vote For 1

	TOTAL	VOTE %	Election Day	Early Voting	Ballots By Mail	Provision al	Limited Ballot
For	0		0	0	0	0	0
Against	0		0	0	0	0	0
Total Votes Cast	0		0	0	0	0	0
Overvotes	0		0	0	0	0	0
Undervotes	0		0	0	0	0	0
Contest Totals	0		0	0	0	0	0

### Proposition A – Collin County

Vote For 1

	TOTAL	VOTE %	Election Day	Early Voting	Ballots By Mail	Provision al	Limited Ballot
For	0		0	0	0	0	0
Against	0		0	0	0	0	0
Total Votes Cast	0		0	0	0	0	0
Overvotes	0		0	0	0	0	0
Undervotes	0		0	0	0	0	0
Contest Totals	0		0	0	0	0	0

### Proposition B – Collin County

Vote For 1

	TOTAL	VOTE %	Election Day	Early Voting	Ballots By Mail	Provision al	Limited Ballot
For	0		0	0	0	0	0
Against	0		0	0	0	0	0
Total Votes Cast	0		0	0	0	0	0
Overvotes	0		0	0	0	0	0
Undervotes	0		0	0	0	0	0
Contest Totals	0		0	0	0	0	0

## PCT 201

### Proposition C – Collin County

Vote For 1

	TOTAL	VOTE %	Election Day	Early Voting	Ballots By Mail	Provision al	Limited Ballot
For	0		0	0	0	0	0
Against	0		0	0	0	0	0
Total Votes Cast	0		0	0	0	0	0
Overvotes	0		0	0	0	0	0
Undervotes	0		0	0	0	0	0
Contest Totals	0		0	0	0	0	0

### Proposition D – Collin County

Vote For 1

	TOTAL	VOTE %	Election Day	Early Voting	Ballots By Mail	Provision al	Limited Ballot
For	0		0	0	0	0	0
Against	0		0	0	0	0	0
Total Votes Cast	0		0	0	0	0	0
Overvotes	0		0	0	0	0	0
Undervotes	0		0	0	0	0	0
Contest Totals	0		0	0	0	0	0

### Proposition E – Collin County

Vote For 1

	TOTAL	VOTE %	Election Day	Early Voting	Ballots By Mail	Provision al	Limited Ballot
For	0		0	0	0	0	0
Against	0		0	0	0	0	0
Total Votes Cast	0		0	0	0	0	0
Overvotes	0		0	0	0	0	0
Undervotes	0		0	0	0	0	0
Contest Totals	0		0	0	0	0	0

## PCT 202

### Proposition 1 – State of Texas

Vote For 1

	TOTAL	VOTE %	Election Day	Early Voting	Ballots By Mail	Provision al	Limited Ballot
For	0		0	0	0	0	0
Against	0		0	0	0	0	0
Total Votes Cast	0		0	0	0	0	0
Overvotes	0		0	0	0	0	0
Undervotes	0		0	0	0	0	0
Contest Totals	0		0	0	0	0	0

### Proposition 2 – State of Texas

Vote For 1

	TOTAL	VOTE %	Election Day	Early Voting	Ballots By Mail	Provision al	Limited Ballot
For	0		0	0	0	0	0
Against	0		0	0	0	0	0
Total Votes Cast	0		0	0	0	0	0
Overvotes	0		0	0	0	0	0
Undervotes	0		0	0	0	0	0
Contest Totals	0		0	0	0	0	0

### Proposition 3 – State of Texas

Vote For 1

	TOTAL	VOTE %	Election Day	Early Voting	Ballots By Mail	Provision al	Limited Ballot
For	0		0	0	0	0	0
Against	0		0	0	0	0	0
Total Votes Cast	0		0	0	0	0	0
Overvotes	0		0	0	0	0	0
Undervotes	0		0	0	0	0	0
Contest Totals	0		0	0	0	0	0

### Proposition 4 – State of Texas

Vote For 1

	TOTAL	VOTE %	Election Day	Early Voting	Ballots By Mail	Provision al	Limited Ballot
For	0		0	0	0	0	0
Against	0		0	0	0	0	0
Total Votes Cast	0		0	0	0	0	0
Overvotes	0		0	0	0	0	0
Undervotes	0		0	0	0	0	0
Contest Totals	0		0	0	0	0	0

## PCT 202

### Proposition 5 – State of Texas

Vote For 1

	TOTAL	VOTE %	Election Day	Early Voting	Ballots By Mail	Provision al	Limited Ballot
For	0		0	0	0	0	0
Against	0		0	0	0	0	0
Total Votes Cast	0		0	0	0	0	0
Overvotes	0		0	0	0	0	0
Undervotes	0		0	0	0	0	0
Contest Totals	0		0	0	0	0	0

### Proposition 6 – State of Texas

Vote For 1

	TOTAL	VOTE %	Election Day	Early Voting	Ballots By Mail	Provision al	Limited Ballot
For	0		0	0	0	0	0
Against	0		0	0	0	0	0
Total Votes Cast	0		0	0	0	0	0
Overvotes	0		0	0	0	0	0
Undervotes	0		0	0	0	0	0
Contest Totals	0		0	0	0	0	0

### Proposition 7 – State of Texas

Vote For 1

	TOTAL	VOTE %	Election Day	Early Voting	Ballots By Mail	Provision al	Limited Ballot
For	0		0	0	0	0	0
Against	0		0	0	0	0	0
Total Votes Cast	0		0	0	0	0	0
Overvotes	0		0	0	0	0	0
Undervotes	0		0	0	0	0	0
Contest Totals	0		0	0	0	0	0

### Proposition 8 – State of Texas

Vote For 1

	TOTAL	VOTE %	Election Day	Early Voting	Ballots By Mail	Provision al	Limited Ballot
For	0		0	0	0	0	0
Against	0		0	0	0	0	0
Total Votes Cast	0		0	0	0	0	0
Overvotes	0		0	0	0	0	0
Undervotes	0		0	0	0	0	0
Contest Totals	0		0	0	0	0	0

## PCT 202

### Proposition 9 – State of Texas

Vote For 1

	TOTAL	VOTE %	Election Day	Early Voting	Ballots By Mail	Provision al	Limited Ballot
For	0		0	0	0	0	0
Against	0		0	0	0	0	0
Total Votes Cast	0		0	0	0	0	0
Overvotes	0		0	0	0	0	0
Undervotes	0		0	0	0	0	0
Contest Totals	0		0	0	0	0	0

### Proposition 10 – State of Texas

Vote For 1

	TOTAL	VOTE %	Election Day	Early Voting	Ballots By Mail	Provision al	Limited Ballot
For	0		0	0	0	0	0
Against	0		0	0	0	0	0
Total Votes Cast	0		0	0	0	0	0
Overvotes	0		0	0	0	0	0
Undervotes	0		0	0	0	0	0
Contest Totals	0		0	0	0	0	0

### Proposition 11 – State of Texas

Vote For 1

	TOTAL	VOTE %	Election Day	Early Voting	Ballots By Mail	Provision al	Limited Ballot
For	0		0	0	0	0	0
Against	0		0	0	0	0	0
Total Votes Cast	0		0	0	0	0	0
Overvotes	0		0	0	0	0	0
Undervotes	0		0	0	0	0	0
Contest Totals	0		0	0	0	0	0

### Proposition 12 – State of Texas

Vote For 1

	TOTAL	VOTE %	Election Day	Early Voting	Ballots By Mail	Provision al	Limited Ballot
For	0		0	0	0	0	0
Against	0		0	0	0	0	0
Total Votes Cast	0		0	0	0	0	0
Overvotes	0		0	0	0	0	0
Undervotes	0		0	0	0	0	0
Contest Totals	0		0	0	0	0	0

## PCT 202

### Proposition 13 – State of Texas

Vote For 1

	TOTAL	VOTE %	Election Day	Early Voting	Ballots By Mail	Provision al	Limited Ballot
For	0		0	0	0	0	0
Against	0		0	0	0	0	0
Total Votes Cast	0		0	0	0	0	0
Overvotes	0		0	0	0	0	0
Undervotes	0		0	0	0	0	0
Contest Totals	0		0	0	0	0	0

### Proposition 14 – State of Texas

Vote For 1

	TOTAL	VOTE %	Election Day	Early Voting	Ballots By Mail	Provision al	Limited Ballot
For	0		0	0	0	0	0
Against	0		0	0	0	0	0
Total Votes Cast	0		0	0	0	0	0
Overvotes	0		0	0	0	0	0
Undervotes	0		0	0	0	0	0
Contest Totals	0		0	0	0	0	0

### Proposition A – Collin County

Vote For 1

	TOTAL	VOTE %	Election Day	Early Voting	Ballots By Mail	Provision al	Limited Ballot
For	0		0	0	0	0	0
Against	0		0	0	0	0	0
Total Votes Cast	0		0	0	0	0	0
Overvotes	0		0	0	0	0	0
Undervotes	0		0	0	0	0	0
Contest Totals	0		0	0	0	0	0

### Proposition B – Collin County

Vote For 1

	TOTAL	VOTE %	Election Day	Early Voting	Ballots By Mail	Provision al	Limited Ballot
For	0		0	0	0	0	0
Against	0		0	0	0	0	0
Total Votes Cast	0		0	0	0	0	0
Overvotes	0		0	0	0	0	0
Undervotes	0		0	0	0	0	0
Contest Totals	0		0	0	0	0	0



## PCT 202

### Proposition C – Collin County

Vote For 1

	TOTAL	VOTE %	Election Day	Early Voting	Ballots By Mail	Provision al	Limited Ballot
For	0		0	0	0	0	0
Against	0		0	0	0	0	0
Total Votes Cast	0		0	0	0	0	0
Overvotes	0		0	0	0	0	0
Undervotes	0		0	0	0	0	0
Contest Totals	0		0	0	0	0	0

### Proposition D – Collin County

Vote For 1

	TOTAL	VOTE %	Election Day	Early Voting	Ballots By Mail	Provision al	Limited Ballot
For	0		0	0	0	0	0
Against	0		0	0	0	0	0
Total Votes Cast	0		0	0	0	0	0
Overvotes	0		0	0	0	0	0
Undervotes	0		0	0	0	0	0
Contest Totals	0		0	0	0	0	0

### Proposition E – Collin County

Vote For 1

	TOTAL	VOTE %	Election Day	Early Voting	Ballots By Mail	Provision al	Limited Ballot
For	0		0	0	0	0	0
Against	0		0	0	0	0	0
Total Votes Cast	0		0	0	0	0	0
Overvotes	0		0	0	0	0	0
Undervotes	0		0	0	0	0	0
Contest Totals	0		0	0	0	0	0

## PCT 203

### Proposition 1 – State of Texas

Vote For 1

	TOTAL	VOTE %		Election Day	Early Voting	Ballots By Mail	Provisional	Limited Ballot
For	364	75.52%	<div><div></div></div>	145	209	10	0	0
Against	118	24.48%	<div><div></div></div>	41	71	6	0	0
Total Votes Cast	482	100.00%	<div><div></div></div>	186	280	16	0	0
Overvotes	0			0	0	0	0	0
Undervotes	10			3	7	0	0	0
Contest Totals	492			189	287	16	0	0

### Proposition 2 – State of Texas

Vote For 1

	TOTAL	VOTE %		Election Day	Early Voting	Ballots By Mail	Provisional	Limited Ballot
For	302	63.85%	<div><div></div></div>	113	181	8	0	0
Against	171	36.15%	<div><div></div></div>	66	97	8	0	0
Total Votes Cast	473	100.00%	<div><div></div></div>	179	278	16	0	0
Overvotes	0			0	0	0	0	0
Undervotes	19			10	9	0	0	0
Contest Totals	492			189	287	16	0	0

### Proposition 3 – State of Texas

Vote For 1

	TOTAL	VOTE %		Election Day	Early Voting	Ballots By Mail	Provisional	Limited Ballot
For	338	71.16%	<div><div></div></div>	129	200	9	0	0
Against	137	28.84%	<div><div></div></div>	51	79	7	0	0
Total Votes Cast	475	100.00%	<div><div></div></div>	180	279	16	0	0
Overvotes	0			0	0	0	0	0
Undervotes	17			9	8	0	0	0
Contest Totals	492			189	287	16	0	0

### Proposition 4 – State of Texas

Vote For 1

	TOTAL	VOTE %		Election Day	Early Voting	Ballots By Mail	Provisional	Limited Ballot
For	422	87.37%	<div><div></div></div>	165	244	13	0	0
Against	61	12.63%	<div><div></div></div>	20	38	3	0	0
Total Votes Cast	483	100.00%	<div><div></div></div>	185	282	16	0	0
Overvotes	0			0	0	0	0	0
Undervotes	9			4	5	0	0	0
Contest Totals	492			189	287	16	0	0

## PCT 203

### Proposition 5 – State of Texas

Vote For 1

	TOTAL	VOTE %		Election Day	Early Voting	Ballots By Mail	Provisional	Limited Ballot
For	312	64.86%	<div><div></div></div>	118	181	13	0	0
Against	169	35.14%	<div><div></div></div>	65	101	3	0	0
Total Votes Cast	481	100.00%	<div><div></div></div>	183	282	16	0	0
Overvotes	0			0	0	0	0	0
Undervotes	11			6	5	0	0	0
Contest Totals	492			189	287	16	0	0

### Proposition 6 – State of Texas

Vote For 1

	TOTAL	VOTE %		Election Day	Early Voting	Ballots By Mail	Provisional	Limited Ballot
For	393	81.37%	<div><div></div></div>	151	227	15	0	0
Against	90	18.63%	<div><div></div></div>	36	53	1	0	0
Total Votes Cast	483	100.00%	<div><div></div></div>	187	280	16	0	0
Overvotes	0			0	0	0	0	0
Undervotes	9			2	7	0	0	0
Contest Totals	492			189	287	16	0	0

### Proposition 7 – State of Texas

Vote For 1

	TOTAL	VOTE %		Election Day	Early Voting	Ballots By Mail	Provisional	Limited Ballot
For	314	65.28%	<div><div></div></div>	131	176	7	0	0
Against	167	34.72%	<div><div></div></div>	54	104	9	0	0
Total Votes Cast	481	100.00%	<div><div></div></div>	185	280	16	0	0
Overvotes	0			0	0	0	0	0
Undervotes	11			4	7	0	0	0
Contest Totals	492			189	287	16	0	0

### Proposition 8 – State of Texas

Vote For 1

	TOTAL	VOTE %		Election Day	Early Voting	Ballots By Mail	Provisional	Limited Ballot
For	343	71.16%	<div><div></div></div>	129	203	11	0	0
Against	139	28.84%	<div><div></div></div>	55	80	4	0	0
Total Votes Cast	482	100.00%	<div><div></div></div>	184	283	15	0	0
Overvotes	0			0	0	0	0	0
Undervotes	10			5	4	1	0	0
Contest Totals	492			189	287	16	0	0

## PCT 203

### Proposition 9 – State of Texas

Vote For 1

	TOTAL	VOTE %		Election Day	Early Voting	Ballots By Mail	Provision al	Limited Ballot
For	393	81.03%	<div><div></div></div>	156	226	11	0	0
Against	92	18.97%	<div><div></div></div>	27	60	5	0	0
Total Votes Cast	485	100.00%	<div><div></div></div>	183	286	16	0	0
Overvotes	0			0	0	0	0	0
Undervotes	7			6	1	0	0	0
Contest Totals	492			189	287	16	0	0

### Proposition 10 – State of Texas

Vote For 1

	TOTAL	VOTE %		Election Day	Early Voting	Ballots By Mail	Provision al	Limited Ballot
For	247	51.67%	<div><div></div></div>	90	147	10	0	0
Against	231	48.33%	<div><div></div></div>	91	134	6	0	0
Total Votes Cast	478	100.00%	<div><div></div></div>	181	281	16	0	0
Overvotes	0			0	0	0	0	0
Undervotes	14			8	6	0	0	0
Contest Totals	492			189	287	16	0	0

### Proposition 11 – State of Texas

Vote For 1

	TOTAL	VOTE %		Election Day	Early Voting	Ballots By Mail	Provision al	Limited Ballot
For	305	67.48%	<div><div></div></div>	117	175	13	0	0
Against	147	32.52%	<div><div></div></div>	56	89	2	0	0
Total Votes Cast	452	100.00%	<div><div></div></div>	173	264	15	0	0
Overvotes	0			0	0	0	0	0
Undervotes	40			16	23	1	0	0
Contest Totals	492			189	287	16	0	0

### Proposition 12 – State of Texas

Vote For 1

	TOTAL	VOTE %		Election Day	Early Voting	Ballots By Mail	Provision al	Limited Ballot
For	248	58.91%	<div><div></div></div>	86	155	7	0	0
Against	173	41.09%	<div><div></div></div>	73	91	9	0	0
Total Votes Cast	421	100.00%	<div><div></div></div>	159	246	16	0	0
Overvotes	0			0	0	0	0	0
Undervotes	71			30	41	0	0	0
Contest Totals	492			189	287	16	0	0

## PCT 203

### Proposition 13 – State of Texas

Vote For 1

	TOTAL	VOTE %		Election Day	Early Voting	Ballots By Mail	Provisional	Limited Ballot
For	197	41.39%	<div><div></div></div>	63	125	9	0	0
Against	279	58.61%	<div><div></div></div>	119	153	7	0	0
Total Votes Cast	476	100.00%	<div><div></div></div>	182	278	16	0	0
Overvotes	0			0	0	0	0	0
Undervotes	16			7	9	0	0	0
Contest Totals	492			189	287	16	0	0

### Proposition 14 – State of Texas

Vote For 1

	TOTAL	VOTE %		Election Day	Early Voting	Ballots By Mail	Provisional	Limited Ballot
For	363	75.94%	<div><div></div></div>	136	215	12	0	0
Against	115	24.06%	<div><div></div></div>	47	64	4	0	0
Total Votes Cast	478	100.00%	<div><div></div></div>	183	279	16	0	0
Overvotes	0			0	0	0	0	0
Undervotes	14			6	8	0	0	0
Contest Totals	492			189	287	16	0	0

### Proposition A – Collin County

Vote For 1

	TOTAL	VOTE %		Election Day	Early Voting	Ballots By Mail	Provisional	Limited Ballot
For	242	50.42%	<div><div></div></div>	74	156	12	0	0
Against	238	49.58%	<div><div></div></div>	109	125	4	0	0
Total Votes Cast	480	100.00%	<div><div></div></div>	183	281	16	0	0
Overvotes	0			0	0	0	0	0
Undervotes	12			6	6	0	0	0
Contest Totals	492			189	287	16	0	0

### Proposition B – Collin County

Vote For 1

	TOTAL	VOTE %		Election Day	Early Voting	Ballots By Mail	Provisional	Limited Ballot
For	325	68.13%	<div><div></div></div>	118	193	14	0	0
Against	152	31.87%	<div><div></div></div>	64	86	2	0	0
Total Votes Cast	477	100.00%	<div><div></div></div>	182	279	16	0	0
Overvotes	0			0	0	0	0	0
Undervotes	15			7	8	0	0	0
Contest Totals	492			189	287	16	0	0

## PCT 203

### Proposition C – Collin County

Vote For 1

	TOTAL	VOTE %		Election Day	Early Voting	Ballots By Mail	Provisional	Limited Ballot
For	244	51.48%	<div><div></div></div>	82	151	11	0	0
Against	230	48.52%	<div><div></div></div>	97	128	5	0	0
Total Votes Cast	474	100.00%	<div><div></div></div>	179	279	16	0	0
Overvotes	0			0	0	0	0	0
Undervotes	18			10	8	0	0	0
Contest Totals	492			189	287	16	0	0

### Proposition D – Collin County

Vote For 1

	TOTAL	VOTE %		Election Day	Early Voting	Ballots By Mail	Provisional	Limited Ballot
For	304	63.60%	<div><div></div></div>	113	180	11	0	0
Against	174	36.40%	<div><div></div></div>	71	98	5	0	0
Total Votes Cast	478	100.00%	<div><div></div></div>	184	278	16	0	0
Overvotes	0			0	0	0	0	0
Undervotes	14			5	9	0	0	0
Contest Totals	492			189	287	16	0	0

### Proposition E – Collin County

Vote For 1

	TOTAL	VOTE %		Election Day	Early Voting	Ballots By Mail	Provisional	Limited Ballot
For	332	69.31%	<div><div></div></div>	120	201	11	0	0
Against	147	30.69%	<div><div></div></div>	63	79	5	0	0
Total Votes Cast	479	100.00%	<div><div></div></div>	183	280	16	0	0
Overvotes	0			0	0	0	0	0
Undervotes	13			6	7	0	0	0
Contest Totals	492			189	287	16	0	0

## PCT 204

### Proposition 1 – State of Texas

Vote For 1

	TOTAL	VOTE %		Election Day	Early Voting	Ballots By Mail	Provision al	Limited Ballot
For	40	70.18%	<div><div></div></div>	23	16	1	0	0
Against	17	29.82%	<div><div></div></div>	12	5	0	0	0
Total Votes Cast	57	100.00%	<div><div></div></div>	35	21	1	0	0
Overvotes	0			0	0	0	0	0
Undervotes	3			0	3	0	0	0
Contest Totals	60			35	24	1	0	0

### Proposition 2 – State of Texas

Vote For 1

	TOTAL	VOTE %		Election Day	Early Voting	Ballots By Mail	Provision al	Limited Ballot
For	30	52.63%	<div><div></div></div>	17	12	1	0	0
Against	27	47.37%	<div><div></div></div>	18	9	0	0	0
Total Votes Cast	57	100.00%	<div><div></div></div>	35	21	1	0	0
Overvotes	0			0	0	0	0	0
Undervotes	3			0	3	0	0	0
Contest Totals	60			35	24	1	0	0

### Proposition 3 – State of Texas

Vote For 1

	TOTAL	VOTE %		Election Day	Early Voting	Ballots By Mail	Provision al	Limited Ballot
For	43	75.44%	<div><div></div></div>	27	15	1	0	0
Against	14	24.56%	<div><div></div></div>	8	6	0	0	0
Total Votes Cast	57	100.00%	<div><div></div></div>	35	21	1	0	0
Overvotes	0			0	0	0	0	0
Undervotes	3			0	3	0	0	0
Contest Totals	60			35	24	1	0	0

### Proposition 4 – State of Texas

Vote For 1

	TOTAL	VOTE %		Election Day	Early Voting	Ballots By Mail	Provision al	Limited Ballot
For	54	91.53%	<div><div></div></div>	32	21	1	0	0
Against	5	8.47%	<div><div></div></div>	3	2	0	0	0
Total Votes Cast	59	100.00%	<div><div></div></div>	35	23	1	0	0
Overvotes	0			0	0	0	0	0
Undervotes	1			0	1	0	0	0
Contest Totals	60			35	24	1	0	0

## PCT 204

### Proposition 5 – State of Texas

Vote For 1

	TOTAL	VOTE %		Election Day	Early Voting	Ballots By Mail	Provision al	Limited Ballot
For	25	45.45%	<div><div></div></div>	12	12	1	0	0
Against	30	54.55%	<div><div></div></div>	22	8	0	0	0
Total Votes Cast	55	100.00%	<div><div></div></div>	34	20	1	0	0
Overvotes	0			0	0	0	0	0
Undervotes	5			1	4	0	0	0
Contest Totals	60			35	24	1	0	0

### Proposition 6 – State of Texas

Vote For 1

	TOTAL	VOTE %		Election Day	Early Voting	Ballots By Mail	Provision al	Limited Ballot
For	42	72.41%	<div><div></div></div>	23	18	1	0	0
Against	16	27.59%	<div><div></div></div>	12	4	0	0	0
Total Votes Cast	58	100.00%	<div><div></div></div>	35	22	1	0	0
Overvotes	0			0	0	0	0	0
Undervotes	2			0	2	0	0	0
Contest Totals	60			35	24	1	0	0

### Proposition 7 – State of Texas

Vote For 1

	TOTAL	VOTE %		Election Day	Early Voting	Ballots By Mail	Provision al	Limited Ballot
For	39	67.24%	<div><div></div></div>	23	15	1	0	0
Against	19	32.76%	<div><div></div></div>	12	7	0	0	0
Total Votes Cast	58	100.00%	<div><div></div></div>	35	22	1	0	0
Overvotes	0			0	0	0	0	0
Undervotes	2			0	2	0	0	0
Contest Totals	60			35	24	1	0	0

### Proposition 8 – State of Texas

Vote For 1

	TOTAL	VOTE %		Election Day	Early Voting	Ballots By Mail	Provision al	Limited Ballot
For	31	54.39%	<div><div></div></div>	18	12	1	0	0
Against	26	45.61%	<div><div></div></div>	17	9	0	0	0
Total Votes Cast	57	100.00%	<div><div></div></div>	35	21	1	0	0
Overvotes	0			0	0	0	0	0
Undervotes	3			0	3	0	0	0
Contest Totals	60			35	24	1	0	0



## PCT 204

### Proposition 9 – State of Texas

Vote For 1

	TOTAL	VOTE %		Election Day	Early Voting	Ballots By Mail	Provisional	Limited Ballot
For	48	81.36%	<div><div></div></div>	31	16	1	0	0
Against	11	18.64%	<div><div></div></div>	4	7	0	0	0
Total Votes Cast	59	100.00%	<div><div></div></div>	35	23	1	0	0
Overvotes	0			0	0	0	0	0
Undervotes	1			0	1	0	0	0
Contest Totals	60			35	24	1	0	0

### Proposition 10 – State of Texas

Vote For 1

	TOTAL	VOTE %		Election Day	Early Voting	Ballots By Mail	Provisional	Limited Ballot
For	30	52.63%	<div><div></div></div>	19	10	1	0	0
Against	27	47.37%	<div><div></div></div>	16	11	0	0	0
Total Votes Cast	57	100.00%	<div><div></div></div>	35	21	1	0	0
Overvotes	0			0	0	0	0	0
Undervotes	3			0	3	0	0	0
Contest Totals	60			35	24	1	0	0

### Proposition 11 – State of Texas

Vote For 1

	TOTAL	VOTE %		Election Day	Early Voting	Ballots By Mail	Provisional	Limited Ballot
For	23	45.10%	<div><div></div></div>	14	8	1	0	0
Against	28	54.90%	<div><div></div></div>	17	11	0	0	0
Total Votes Cast	51	100.00%	<div><div></div></div>	31	19	1	0	0
Overvotes	0			0	0	0	0	0
Undervotes	9			4	5	0	0	0
Contest Totals	60			35	24	1	0	0

### Proposition 12 – State of Texas

Vote For 1

	TOTAL	VOTE %		Election Day	Early Voting	Ballots By Mail	Provisional	Limited Ballot
For	24	54.55%	<div><div></div></div>	14	9	1	0	0
Against	20	45.45%	<div><div></div></div>	13	7	0	0	0
Total Votes Cast	44	100.00%	<div><div></div></div>	27	16	1	0	0
Overvotes	0			0	0	0	0	0
Undervotes	16			8	8	0	0	0
Contest Totals	60			35	24	1	0	0

## PCT 204

### Proposition 13 – State of Texas

Vote For 1

	TOTAL	VOTE %		Election Day	Early Voting	Ballots By Mail	Provisional	Limited Ballot
For	23	39.66%	<div><div></div></div>	13	9	1	0	0
Against	35	60.34%	<div><div></div></div>	21	14	0	0	0
Total Votes Cast	58	100.00%	<div><div></div></div>	34	23	1	0	0
Overvotes	0			0	0	0	0	0
Undervotes	2			1	1	0	0	0
Contest Totals	60			35	24	1	0	0

### Proposition 14 – State of Texas

Vote For 1

	TOTAL	VOTE %		Election Day	Early Voting	Ballots By Mail	Provisional	Limited Ballot
For	33	60.00%	<div><div></div></div>	21	11	1	0	0
Against	22	40.00%	<div><div></div></div>	14	8	0	0	0
Total Votes Cast	55	100.00%	<div><div></div></div>	35	19	1	0	0
Overvotes	0			0	0	0	0	0
Undervotes	5			0	5	0	0	0
Contest Totals	60			35	24	1	0	0

### Proposition A – Collin County

Vote For 1

	TOTAL	VOTE %		Election Day	Early Voting	Ballots By Mail	Provisional	Limited Ballot
For	31	54.39%	<div><div></div></div>	17	13	1	0	0
Against	26	45.61%	<div><div></div></div>	17	9	0	0	0
Total Votes Cast	57	100.00%	<div><div></div></div>	34	22	1	0	0
Overvotes	0			0	0	0	0	0
Undervotes	3			1	2	0	0	0
Contest Totals	60			35	24	1	0	0

### Proposition B – Collin County

Vote For 1

	TOTAL	VOTE %		Election Day	Early Voting	Ballots By Mail	Provisional	Limited Ballot
For	35	59.32%	<div><div></div></div>	21	13	1	0	0
Against	24	40.68%	<div><div></div></div>	14	10	0	0	0
Total Votes Cast	59	100.00%	<div><div></div></div>	35	23	1	0	0
Overvotes	0			0	0	0	0	0
Undervotes	1			0	1	0	0	0
Contest Totals	60			35	24	1	0	0

## PCT 204

### Proposition C – Collin County

Vote For 1

	TOTAL	VOTE %		Election Day	Early Voting	Ballots By Mail	Provisional	Limited Ballot
For	28	48.28%	<div><div></div></div>	17	10	1	0	0
Against	30	51.72%	<div><div></div></div>	18	12	0	0	0
Total Votes Cast	58	100.00%	<div><div></div></div>	35	22	1	0	0
Overvotes	0			0	0	0	0	0
Undervotes	2			0	2	0	0	0
Contest Totals	60			35	24	1	0	0

### Proposition D – Collin County

Vote For 1

	TOTAL	VOTE %		Election Day	Early Voting	Ballots By Mail	Provisional	Limited Ballot
For	36	61.02%	<div><div></div></div>	20	15	1	0	0
Against	23	38.98%	<div><div></div></div>	15	8	0	0	0
Total Votes Cast	59	100.00%	<div><div></div></div>	35	23	1	0	0
Overvotes	0			0	0	0	0	0
Undervotes	1			0	1	0	0	0
Contest Totals	60			35	24	1	0	0

### Proposition E – Collin County

Vote For 1

	TOTAL	VOTE %		Election Day	Early Voting	Ballots By Mail	Provisional	Limited Ballot
For	46	77.97%	<div><div></div></div>	29	16	1	0	0
Against	13	22.03%	<div><div></div></div>	6	7	0	0	0
Total Votes Cast	59	100.00%	<div><div></div></div>	35	23	1	0	0
Overvotes	0			0	0	0	0	0
Undervotes	1			0	1	0	0	0
Contest Totals	60			35	24	1	0	0

## PCT 205

### Proposition 1 – State of Texas

Vote For 1

	TOTAL	VOTE %		Election Day	Early Voting	Ballots By Mail	Provision al	Limited Ballot
For	3	60.00%	<div><div></div></div>	3	0	0	0	0
Against	2	40.00%	<div><div></div></div>	0	2	0	0	0
Total Votes Cast	5	100.00%	<div><div></div></div>	3	2	0	0	0
Overvotes	0			0	0	0	0	0
Undervotes	0			0	0	0	0	0
Contest Totals	5			3	2	0	0	0

### Proposition 2 – State of Texas

Vote For 1

	TOTAL	VOTE %		Election Day	Early Voting	Ballots By Mail	Provision al	Limited Ballot
For	2	50.00%	<div><div></div></div>	2	0	0	0	0
Against	2	50.00%	<div><div></div></div>	0	2	0	0	0
Total Votes Cast	4	100.00%	<div><div></div></div>	2	2	0	0	0
Overvotes	0			0	0	0	0	0
Undervotes	1			1	0	0	0	0
Contest Totals	5			3	2	0	0	0

### Proposition 3 – State of Texas

Vote For 1

	TOTAL	VOTE %		Election Day	Early Voting	Ballots By Mail	Provision al	Limited Ballot
For	2	50.00%	<div><div></div></div>	2	0	0	0	0
Against	2	50.00%	<div><div></div></div>	0	2	0	0	0
Total Votes Cast	4	100.00%	<div><div></div></div>	2	2	0	0	0
Overvotes	0			0	0	0	0	0
Undervotes	1			1	0	0	0	0
Contest Totals	5			3	2	0	0	0

### Proposition 4 – State of Texas

Vote For 1

	TOTAL	VOTE %		Election Day	Early Voting	Ballots By Mail	Provision al	Limited Ballot
For	4	100.00%	<div><div></div></div>	2	2	0	0	0
Against	0	0.00%	<div><div></div></div>	0	0	0	0	0
Total Votes Cast	4	100.00%	<div><div></div></div>	2	2	0	0	0
Overvotes	0			0	0	0	0	0
Undervotes	1			1	0	0	0	0
Contest Totals	5			3	2	0	0	0

## PCT 205

### Proposition 5 – State of Texas

Vote For 1

	TOTAL	VOTE %		Election Day	Early Voting	Ballots By Mail	Provisional	Limited Ballot
For	4	100.00%	<div><div></div></div>	2	2	0	0	0
Against	0	0.00%	<div><div></div></div>	0	0	0	0	0
Total Votes Cast	4	100.00%	<div><div></div></div>	2	2	0	0	0
Overvotes	0			0	0	0	0	0
Undervotes	1			1	0	0	0	0
Contest Totals	5			3	2	0	0	0

### Proposition 6 – State of Texas

Vote For 1

	TOTAL	VOTE %		Election Day	Early Voting	Ballots By Mail	Provisional	Limited Ballot
For	4	100.00%	<div><div></div></div>	2	2	0	0	0
Against	0	0.00%	<div><div></div></div>	0	0	0	0	0
Total Votes Cast	4	100.00%	<div><div></div></div>	2	2	0	0	0
Overvotes	0			0	0	0	0	0
Undervotes	1			1	0	0	0	0
Contest Totals	5			3	2	0	0	0

### Proposition 7 – State of Texas

Vote For 1

	TOTAL	VOTE %		Election Day	Early Voting	Ballots By Mail	Provisional	Limited Ballot
For	4	100.00%	<div><div></div></div>	2	2	0	0	0
Against	0	0.00%	<div><div></div></div>	0	0	0	0	0
Total Votes Cast	4	100.00%	<div><div></div></div>	2	2	0	0	0
Overvotes	0			0	0	0	0	0
Undervotes	1			1	0	0	0	0
Contest Totals	5			3	2	0	0	0

### Proposition 8 – State of Texas

Vote For 1

	TOTAL	VOTE %		Election Day	Early Voting	Ballots By Mail	Provisional	Limited Ballot
For	0	0.00%	<div><div></div></div>	0	0	0	0	0
Against	3	100.00%	<div><div></div></div>	2	1	0	0	0
Total Votes Cast	3	100.00%	<div><div></div></div>	2	1	0	0	0
Overvotes	0			0	0	0	0	0
Undervotes	2			1	1	0	0	0
Contest Totals	5			3	2	0	0	0

## PCT 205

### Proposition 9 – State of Texas

Vote For 1

	TOTAL	VOTE %		Election Day	Early Voting	Ballots By Mail	Provisional	Limited Ballot
For	5	100.00%	<div><div></div></div>	3	2	0	0	0
Against	0	0.00%	<div><div></div></div>	0	0	0	0	0
Total Votes Cast	5	100.00%	<div><div></div></div>	3	2	0	0	0
Overvotes	0			0	0	0	0	0
Undervotes	0			0	0	0	0	0
Contest Totals	5			3	2	0	0	0

### Proposition 10 – State of Texas

Vote For 1

	TOTAL	VOTE %		Election Day	Early Voting	Ballots By Mail	Provisional	Limited Ballot
For	2	50.00%	<div><div></div></div>	2	0	0	0	0
Against	2	50.00%	<div><div></div></div>	0	2	0	0	0
Total Votes Cast	4	100.00%	<div><div></div></div>	2	2	0	0	0
Overvotes	0			0	0	0	0	0
Undervotes	1			1	0	0	0	0
Contest Totals	5			3	2	0	0	0

### Proposition 11 – State of Texas

Vote For 1

	TOTAL	VOTE %		Election Day	Early Voting	Ballots By Mail	Provisional	Limited Ballot
For	2	66.67%	<div><div></div></div>	2	0	0	0	0
Against	1	33.33%	<div><div></div></div>	0	1	0	0	0
Total Votes Cast	3	100.00%	<div><div></div></div>	2	1	0	0	0
Overvotes	0			0	0	0	0	0
Undervotes	2			1	1	0	0	0
Contest Totals	5			3	2	0	0	0

### Proposition 12 – State of Texas

Vote For 1

	TOTAL	VOTE %		Election Day	Early Voting	Ballots By Mail	Provisional	Limited Ballot
For	0	0.00%	<div><div></div></div>	0	0	0	0	0
Against	2	100.00%	<div><div></div></div>	1	1	0	0	0
Total Votes Cast	2	100.00%	<div><div></div></div>	1	1	0	0	0
Overvotes	0			0	0	0	0	0
Undervotes	3			2	1	0	0	0
Contest Totals	5			3	2	0	0	0

## PCT 205

### Proposition 13 – State of Texas

Vote For 1

	TOTAL	VOTE %		Election Day	Early Voting	Ballots By Mail	Provisional	Limited Ballot
For	2	40.00%	<div><div></div></div>	0	2	0	0	0
Against	3	60.00%	<div><div></div></div>	3	0	0	0	0
Total Votes Cast	5	100.00%	<div><div></div></div>	3	2	0	0	0
Overvotes	0			0	0	0	0	0
Undervotes	0			0	0	0	0	0
Contest Totals	5			3	2	0	0	0

### Proposition 14 – State of Texas

Vote For 1

	TOTAL	VOTE %		Election Day	Early Voting	Ballots By Mail	Provisional	Limited Ballot
For	2	66.67%	<div><div></div></div>	2	0	0	0	0
Against	1	33.33%	<div><div></div></div>	0	1	0	0	0
Total Votes Cast	3	100.00%	<div><div></div></div>	2	1	0	0	0
Overvotes	0			0	0	0	0	0
Undervotes	2			1	1	0	0	0
Contest Totals	5			3	2	0	0	0

### Proposition A – Collin County

Vote For 1

	TOTAL	VOTE %		Election Day	Early Voting	Ballots By Mail	Provisional	Limited Ballot
For	2	50.00%	<div><div></div></div>	2	0	0	0	0
Against	2	50.00%	<div><div></div></div>	0	2	0	0	0
Total Votes Cast	4	100.00%	<div><div></div></div>	2	2	0	0	0
Overvotes	0			0	0	0	0	0
Undervotes	1			1	0	0	0	0
Contest Totals	5			3	2	0	0	0

### Proposition B – Collin County

Vote For 1

	TOTAL	VOTE %		Election Day	Early Voting	Ballots By Mail	Provisional	Limited Ballot
For	4	100.00%	<div><div></div></div>	2	2	0	0	0
Against	0	0.00%	<div><div></div></div>	0	0	0	0	0
Total Votes Cast	4	100.00%	<div><div></div></div>	2	2	0	0	0
Overvotes	0			0	0	0	0	0
Undervotes	1			1	0	0	0	0
Contest Totals	5			3	2	0	0	0

## PCT 205

### Proposition C – Collin County

Vote For 1

	TOTAL	VOTE %		Election Day	Early Voting	Ballots By Mail	Provisional	Limited Ballot
For	1	33.33%	<div><div></div></div>	1	0	0	0	0
Against	2	66.67%	<div><div></div></div>	1	1	0	0	0
Total Votes Cast	3	100.00%	<div><div></div></div>	2	1	0	0	0
Overvotes	0			0	0	0	0	0
Undervotes	2			1	1	0	0	0
Contest Totals	5			3	2	0	0	0

### Proposition D – Collin County

Vote For 1

	TOTAL	VOTE %		Election Day	Early Voting	Ballots By Mail	Provisional	Limited Ballot
For	3	100.00%	<div><div></div></div>	2	1	0	0	0
Against	0	0.00%	<div><div></div></div>	0	0	0	0	0
Total Votes Cast	3	100.00%	<div><div></div></div>	2	1	0	0	0
Overvotes	0			0	0	0	0	0
Undervotes	2			1	1	0	0	0
Contest Totals	5			3	2	0	0	0

### Proposition E – Collin County

Vote For 1

	TOTAL	VOTE %		Election Day	Early Voting	Ballots By Mail	Provisional	Limited Ballot
For	4	80.00%	<div><div></div></div>	2	2	0	0	0
Against	1	20.00%	<div><div></div></div>	1	0	0	0	0
Total Votes Cast	5	100.00%	<div><div></div></div>	3	2	0	0	0
Overvotes	0			0	0	0	0	0
Undervotes	0			0	0	0	0	0
Contest Totals	5			3	2	0	0	0



## PCT 206

### Proposition 1 – State of Texas

Vote For 1

	TOTAL	VOTE %		Election Day	Early Voting	Ballots By Mail	Provision al	Limited Ballot
For	189	73.26%	<div><div></div></div>	88	97	4	0	0
Against	69	26.74%	<div><div></div></div>	30	37	2	0	0
Total Votes Cast	258	100.00%	<div><div></div></div>	118	134	6	0	0
Overvotes	0			0	0	0	0	0
Undervotes	8			2	6	0	0	0
Contest Totals	266			120	140	6	0	0

### Proposition 2 – State of Texas

Vote For 1

	TOTAL	VOTE %		Election Day	Early Voting	Ballots By Mail	Provision al	Limited Ballot
For	156	61.66%	<div><div></div></div>	76	80	0	0	0
Against	97	38.34%	<div><div></div></div>	40	51	6	0	0
Total Votes Cast	253	100.00%	<div><div></div></div>	116	131	6	0	0
Overvotes	0			0	0	0	0	0
Undervotes	13			4	9	0	0	0
Contest Totals	266			120	140	6	0	0

### Proposition 3 – State of Texas

Vote For 1

	TOTAL	VOTE %		Election Day	Early Voting	Ballots By Mail	Provision al	Limited Ballot
For	191	74.32%	<div><div></div></div>	93	93	5	0	0
Against	66	25.68%	<div><div></div></div>	27	39	0	0	0
Total Votes Cast	257	100.00%	<div><div></div></div>	120	132	5	0	0
Overvotes	0			0	0	0	0	0
Undervotes	9			0	8	1	0	0
Contest Totals	266			120	140	6	0	0

### Proposition 4 – State of Texas

Vote For 1

	TOTAL	VOTE %		Election Day	Early Voting	Ballots By Mail	Provision al	Limited Ballot
For	220	84.29%	<div><div></div></div>	100	116	4	0	0
Against	41	15.71%	<div><div></div></div>	19	20	2	0	0
Total Votes Cast	261	100.00%	<div><div></div></div>	119	136	6	0	0
Overvotes	0			0	0	0	0	0
Undervotes	5			1	4	0	0	0
Contest Totals	266			120	140	6	0	0

## PCT 206

### Proposition 5 – State of Texas

Vote For 1

	TOTAL	VOTE %		Election Day	Early Voting	Ballots By Mail	Provisional	Limited Ballot
For	154	60.16%	<div><div></div></div>	76	78	0	0	0
Against	102	39.84%	<div><div></div></div>	41	56	5	0	0
Total Votes Cast	256	100.00%	<div><div></div></div>	117	134	5	0	0
Overvotes	0			0	0	0	0	0
Undervotes	10			3	6	1	0	0
Contest Totals	266			120	140	6	0	0

### Proposition 6 – State of Texas

Vote For 1

	TOTAL	VOTE %		Election Day	Early Voting	Ballots By Mail	Provisional	Limited Ballot
For	213	81.61%	<div><div></div></div>	98	114	1	0	0
Against	48	18.39%	<div><div></div></div>	21	23	4	0	0
Total Votes Cast	261	100.00%	<div><div></div></div>	119	137	5	0	0
Overvotes	0			0	0	0	0	0
Undervotes	5			1	3	1	0	0
Contest Totals	266			120	140	6	0	0

### Proposition 7 – State of Texas

Vote For 1

	TOTAL	VOTE %		Election Day	Early Voting	Ballots By Mail	Provisional	Limited Ballot
For	174	66.67%	<div><div></div></div>	79	94	1	0	0
Against	87	33.33%	<div><div></div></div>	40	43	4	0	0
Total Votes Cast	261	100.00%	<div><div></div></div>	119	137	5	0	0
Overvotes	0			0	0	0	0	0
Undervotes	5			1	3	1	0	0
Contest Totals	266			120	140	6	0	0

### Proposition 8 – State of Texas

Vote For 1

	TOTAL	VOTE %		Election Day	Early Voting	Ballots By Mail	Provisional	Limited Ballot
For	186	71.81%	<div><div></div></div>	83	103	0	0	0
Against	73	28.19%	<div><div></div></div>	37	31	5	0	0
Total Votes Cast	259	100.00%	<div><div></div></div>	120	134	5	0	0
Overvotes	0			0	0	0	0	0
Undervotes	7			0	6	1	0	0
Contest Totals	266			120	140	6	0	0

## PCT 206

### Proposition 9 – State of Texas

Vote For 1

	TOTAL	VOTE %		Election Day	Early Voting	Ballots By Mail	Provisional	Limited Ballot
For	202	77.69%	<div><div></div></div>	92	110	0	0	0
Against	58	22.31%	<div><div></div></div>	26	26	6	0	0
Total Votes Cast	260	100.00%	<div><div></div></div>	118	136	6	0	0
Overvotes	0			0	0	0	0	0
Undervotes	6			2	4	0	0	0
Contest Totals	266			120	140	6	0	0

### Proposition 10 – State of Texas

Vote For 1

	TOTAL	VOTE %		Election Day	Early Voting	Ballots By Mail	Provisional	Limited Ballot
For	122	47.47%	<div><div></div></div>	55	67	0	0	0
Against	135	52.53%	<div><div></div></div>	61	68	6	0	0
Total Votes Cast	257	100.00%	<div><div></div></div>	116	135	6	0	0
Overvotes	0			0	0	0	0	0
Undervotes	9			4	5	0	0	0
Contest Totals	266			120	140	6	0	0

### Proposition 11 – State of Texas

Vote For 1

	TOTAL	VOTE %		Election Day	Early Voting	Ballots By Mail	Provisional	Limited Ballot
For	141	60.26%	<div><div></div></div>	62	79	0	0	0
Against	93	39.74%	<div><div></div></div>	44	44	5	0	0
Total Votes Cast	234	100.00%	<div><div></div></div>	106	123	5	0	0
Overvotes	0			0	0	0	0	0
Undervotes	32			14	17	1	0	0
Contest Totals	266			120	140	6	0	0

### Proposition 12 – State of Texas

Vote For 1

	TOTAL	VOTE %		Election Day	Early Voting	Ballots By Mail	Provisional	Limited Ballot
For	130	58.04%	<div><div></div></div>	60	65	5	0	0
Against	94	41.96%	<div><div></div></div>	38	56	0	0	0
Total Votes Cast	224	100.00%	<div><div></div></div>	98	121	5	0	0
Overvotes	0			0	0	0	0	0
Undervotes	42			22	19	1	0	0
Contest Totals	266			120	140	6	0	0

## PCT 206

### Proposition 13 – State of Texas

Vote For 1

	TOTAL	VOTE %		Election Day	Early Voting	Ballots By Mail	Provisional	Limited Ballot
For	96	37.35%	<div><div></div></div>	49	46	1	0	0
Against	161	62.65%	<div><div></div></div>	69	88	4	0	0
Total Votes Cast	257	100.00%	<div><div></div></div>	118	134	5	0	0
Overvotes	0			0	0	0	0	0
Undervotes	9			2	6	1	0	0
Contest Totals	266			120	140	6	0	0

### Proposition 14 – State of Texas

Vote For 1

	TOTAL	VOTE %		Election Day	Early Voting	Ballots By Mail	Provisional	Limited Ballot
For	187	72.20%	<div><div></div></div>	87	99	1	0	0
Against	72	27.80%	<div><div></div></div>	32	35	5	0	0
Total Votes Cast	259	100.00%	<div><div></div></div>	119	134	6	0	0
Overvotes	0			0	0	0	0	0
Undervotes	7			1	6	0	0	0
Contest Totals	266			120	140	6	0	0

### Proposition A – Collin County

Vote For 1

	TOTAL	VOTE %		Election Day	Early Voting	Ballots By Mail	Provisional	Limited Ballot
For	121	46.72%	<div><div></div></div>	56	65	0	0	0
Against	138	53.28%	<div><div></div></div>	63	69	6	0	0
Total Votes Cast	259	100.00%	<div><div></div></div>	119	134	6	0	0
Overvotes	0			0	0	0	0	0
Undervotes	7			1	6	0	0	0
Contest Totals	266			120	140	6	0	0

### Proposition B – Collin County

Vote For 1

	TOTAL	VOTE %		Election Day	Early Voting	Ballots By Mail	Provisional	Limited Ballot
For	146	57.25%	<div><div></div></div>	65	79	2	0	0
Against	109	42.75%	<div><div></div></div>	53	52	4	0	0
Total Votes Cast	255	100.00%	<div><div></div></div>	118	131	6	0	0
Overvotes	0			0	0	0	0	0
Undervotes	11			2	9	0	0	0
Contest Totals	266			120	140	6	0	0

## PCT 206

### Proposition C – Collin County

Vote For 1

	TOTAL	VOTE %		Election Day	Early Voting	Ballots By Mail	Provisional	Limited Ballot
For	125	49.21%	<div><div></div></div>	59	66	0	0	0
Against	129	50.79%	<div><div></div></div>	58	65	6	0	0
Total Votes Cast	254	100.00%	<div><div></div></div>	117	131	6	0	0
Overvotes	0			0	0	0	0	0
Undervotes	12			3	9	0	0	0
Contest Totals	266			120	140	6	0	0

### Proposition D – Collin County

Vote For 1

	TOTAL	VOTE %		Election Day	Early Voting	Ballots By Mail	Provisional	Limited Ballot
For	157	61.57%	<div><div></div></div>	80	77	0	0	0
Against	98	38.43%	<div><div></div></div>	38	54	6	0	0
Total Votes Cast	255	100.00%	<div><div></div></div>	118	131	6	0	0
Overvotes	0			0	0	0	0	0
Undervotes	11			2	9	0	0	0
Contest Totals	266			120	140	6	0	0

### Proposition E – Collin County

Vote For 1

	TOTAL	VOTE %		Election Day	Early Voting	Ballots By Mail	Provisional	Limited Ballot
For	175	68.36%	<div><div></div></div>	84	90	1	0	0
Against	81	31.64%	<div><div></div></div>	33	43	5	0	0
Total Votes Cast	256	100.00%	<div><div></div></div>	117	133	6	0	0
Overvotes	0			0	0	0	0	0
Undervotes	10			3	7	0	0	0
Contest Totals	266			120	140	6	0	0

## PCT 207

### Proposition 1 – State of Texas

Vote For 1

	TOTAL	VOTE %		Election Day	Early Voting	Ballots By Mail	Provision al	Limited Ballot
For	578	79.72%	<div><div></div></div>	257	309	12	0	0
Against	147	20.28%	<div><div></div></div>	72	72	3	0	0
Total Votes Cast	725	100.00%	<div><div></div></div>	329	381	15	0	0
Overvotes	0			0	0	0	0	0
Undervotes	22			10	12	0	0	0
Contest Totals	747			339	393	15	0	0

### Proposition 2 – State of Texas

Vote For 1

	TOTAL	VOTE %		Election Day	Early Voting	Ballots By Mail	Provision al	Limited Ballot
For	449	64.70%	<div><div></div></div>	203	240	6	0	0
Against	245	35.30%	<div><div></div></div>	112	124	9	0	0
Total Votes Cast	694	100.00%	<div><div></div></div>	315	364	15	0	0
Overvotes	0			0	0	0	0	0
Undervotes	53			24	29	0	0	0
Contest Totals	747			339	393	15	0	0

### Proposition 3 – State of Texas

Vote For 1

	TOTAL	VOTE %		Election Day	Early Voting	Ballots By Mail	Provision al	Limited Ballot
For	503	71.96%	<div><div></div></div>	221	270	12	0	0
Against	196	28.04%	<div><div></div></div>	95	98	3	0	0
Total Votes Cast	699	100.00%	<div><div></div></div>	316	368	15	0	0
Overvotes	0			0	0	0	0	0
Undervotes	48			23	25	0	0	0
Contest Totals	747			339	393	15	0	0

### Proposition 4 – State of Texas

Vote For 1

	TOTAL	VOTE %		Election Day	Early Voting	Ballots By Mail	Provision al	Limited Ballot
For	606	85.96%	<div><div></div></div>	275	318	13	0	0
Against	99	14.04%	<div><div></div></div>	47	51	1	0	0
Total Votes Cast	705	100.00%	<div><div></div></div>	322	369	14	0	0
Overvotes	0			0	0	0	0	0
Undervotes	42			17	24	1	0	0
Contest Totals	747			339	393	15	0	0

## PCT 207

### Proposition 5 – State of Texas

Vote For 1

	TOTAL	VOTE %		Election Day	Early Voting	Ballots By Mail	Provisional	Limited Ballot
For	442	62.96%	<div><div></div></div>	181	255	6	0	0
Against	260	37.04%	<div><div></div></div>	139	113	8	0	0
Total Votes Cast	702	100.00%	<div><div></div></div>	320	368	14	0	0
Overvotes	0			0	0	0	0	0
Undervotes	45			19	25	1	0	0
Contest Totals	747			339	393	15	0	0

### Proposition 6 – State of Texas

Vote For 1

	TOTAL	VOTE %		Election Day	Early Voting	Ballots By Mail	Provisional	Limited Ballot
For	537	76.39%	<div><div></div></div>	225	302	10	0	0
Against	166	23.61%	<div><div></div></div>	93	69	4	0	0
Total Votes Cast	703	100.00%	<div><div></div></div>	318	371	14	0	0
Overvotes	0			0	0	0	0	0
Undervotes	44			21	22	1	0	0
Contest Totals	747			339	393	15	0	0

### Proposition 7 – State of Texas

Vote For 1

	TOTAL	VOTE %		Election Day	Early Voting	Ballots By Mail	Provisional	Limited Ballot
For	492	69.69%	<div><div></div></div>	216	264	12	0	0
Against	214	30.31%	<div><div></div></div>	104	108	2	0	0
Total Votes Cast	706	100.00%	<div><div></div></div>	320	372	14	0	0
Overvotes	0			0	0	0	0	0
Undervotes	41			19	21	1	0	0
Contest Totals	747			339	393	15	0	0

### Proposition 8 – State of Texas

Vote For 1

	TOTAL	VOTE %		Election Day	Early Voting	Ballots By Mail	Provisional	Limited Ballot
For	476	68.29%	<div><div></div></div>	204	262	10	0	0
Against	221	31.71%	<div><div></div></div>	113	104	4	0	0
Total Votes Cast	697	100.00%	<div><div></div></div>	317	366	14	0	0
Overvotes	0			0	0	0	0	0
Undervotes	50			22	27	1	0	0
Contest Totals	747			339	393	15	0	0

## PCT 207

### Proposition 9 – State of Texas

Vote For 1

	TOTAL	VOTE %		Election Day	Early Voting	Ballots By Mail	Provision al	Limited Ballot
For	572	80.22%	<div><div></div></div>	235	328	9	0	0
Against	141	19.78%	<div><div></div></div>	84	52	5	0	0
Total Votes Cast	713	100.00%	<div><div></div></div>	319	380	14	0	0
Overvotes	0			0	0	0	0	0
Undervotes	34			20	13	1	0	0
Contest Totals	747			339	393	15	0	0

### Proposition 10 – State of Texas

Vote For 1

	TOTAL	VOTE %		Election Day	Early Voting	Ballots By Mail	Provision al	Limited Ballot
For	380	56.13%	<div><div></div></div>	159	214	7	0	0
Against	297	43.87%	<div><div></div></div>	149	141	7	0	0
Total Votes Cast	677	100.00%	<div><div></div></div>	308	355	14	0	0
Overvotes	0			0	0	0	0	0
Undervotes	70			31	38	1	0	0
Contest Totals	747			339	393	15	0	0

### Proposition 11 – State of Texas

Vote For 1

	TOTAL	VOTE %		Election Day	Early Voting	Ballots By Mail	Provision al	Limited Ballot
For	412	62.80%	<div><div></div></div>	175	230	7	0	0
Against	244	37.20%	<div><div></div></div>	125	116	3	0	0
Total Votes Cast	656	100.00%	<div><div></div></div>	300	346	10	0	0
Overvotes	0			0	0	0	0	0
Undervotes	91			39	47	5	0	0
Contest Totals	747			339	393	15	0	0

### Proposition 12 – State of Texas

Vote For 1

	TOTAL	VOTE %		Election Day	Early Voting	Ballots By Mail	Provision al	Limited Ballot
For	327	53.17%	<div><div></div></div>	147	172	8	0	0
Against	288	46.83%	<div><div></div></div>	131	155	2	0	0
Total Votes Cast	615	100.00%	<div><div></div></div>	278	327	10	0	0
Overvotes	0			0	0	0	0	0
Undervotes	132			61	66	5	0	0
Contest Totals	747			339	393	15	0	0



## PCT 207

### Proposition 13 – State of Texas

Vote For 1

	TOTAL	VOTE %		Election Day	Early Voting	Ballots By Mail	Provisional	Limited Ballot
For	234	34.36%	<div><div></div></div>	103	127	4	0	0
Against	447	65.64%	<div><div></div></div>	209	232	6	0	0
Total Votes Cast	681	100.00%	<div><div></div></div>	312	359	10	0	0
Overvotes	0			0	0	0	0	0
Undervotes	66			27	34	5	0	0
Contest Totals	747			339	393	15	0	0

### Proposition 14 – State of Texas

Vote For 1

	TOTAL	VOTE %		Election Day	Early Voting	Ballots By Mail	Provisional	Limited Ballot
For	537	76.93%	<div><div></div></div>	234	297	6	0	0
Against	161	23.07%	<div><div></div></div>	83	74	4	0	0
Total Votes Cast	698	100.00%	<div><div></div></div>	317	371	10	0	0
Overvotes	0			0	0	0	0	0
Undervotes	49			22	22	5	0	0
Contest Totals	747			339	393	15	0	0

### Proposition A – Collin County

Vote For 1

	TOTAL	VOTE %		Election Day	Early Voting	Ballots By Mail	Provisional	Limited Ballot
For	396	55.77%	<div><div></div></div>	169	223	4	0	0
Against	314	44.23%	<div><div></div></div>	155	153	6	0	0
Total Votes Cast	710	100.00%	<div><div></div></div>	324	376	10	0	0
Overvotes	0			0	0	0	0	0
Undervotes	37			15	17	5	0	0
Contest Totals	747			339	393	15	0	0

### Proposition B – Collin County

Vote For 1

	TOTAL	VOTE %		Election Day	Early Voting	Ballots By Mail	Provisional	Limited Ballot
For	447	63.14%	<div><div></div></div>	190	255	2	0	0
Against	261	36.86%	<div><div></div></div>	131	122	8	0	0
Total Votes Cast	708	100.00%	<div><div></div></div>	321	377	10	0	0
Overvotes	0			0	0	0	0	0
Undervotes	39			18	16	5	0	0
Contest Totals	747			339	393	15	0	0

## PCT 207

### Proposition C – Collin County

Vote For 1

	TOTAL	VOTE %		Election Day	Early Voting	Ballots By Mail	Provisional	Limited Ballot
For	399	56.84%	<div><div></div></div>	172	222	5	0	0
Against	303	43.16%	<div><div></div></div>	145	153	5	0	0
Total Votes Cast	702	100.00%	<div><div></div></div>	317	375	10	0	0
Overvotes	0			0	0	0	0	0
Undervotes	45			22	18	5	0	0
Contest Totals	747			339	393	15	0	0

### Proposition D – Collin County

Vote For 1

	TOTAL	VOTE %		Election Day	Early Voting	Ballots By Mail	Provisional	Limited Ballot
For	447	63.14%	<div><div></div></div>	190	253	4	0	0
Against	261	36.86%	<div><div></div></div>	132	123	6	0	0
Total Votes Cast	708	100.00%	<div><div></div></div>	322	376	10	0	0
Overvotes	0			0	0	0	0	0
Undervotes	39			17	17	5	0	0
Contest Totals	747			339	393	15	0	0

### Proposition E – Collin County

Vote For 1

	TOTAL	VOTE %		Election Day	Early Voting	Ballots By Mail	Provisional	Limited Ballot
For	516	72.47%	<div><div></div></div>	216	292	8	0	0
Against	196	27.53%	<div><div></div></div>	105	89	2	0	0
Total Votes Cast	712	100.00%	<div><div></div></div>	321	381	10	0	0
Overvotes	0			0	0	0	0	0
Undervotes	35			18	12	5	0	0
Contest Totals	747			339	393	15	0	0

### Proposition A – Prosper ISD

Vote For 1

	TOTAL	VOTE %		Election Day	Early Voting	Ballots By Mail	Provisional	Limited Ballot
FOR	451	62.38%	<div><div></div></div>	199	249	3	0	0
AGAINST	272	37.62%	<div><div></div></div>	133	132	7	0	0
Total Votes Cast	723	100.00%	<div><div></div></div>	332	381	10	0	0
Overvotes	0			0	0	0	0	0
Undervotes	22			7	10	5	0	0
Contest Totals	745			339	391	15	0	0

## PCT 207

### Proposition B – Prosper ISD

Vote For 1

	TOTAL	VOTE %		Election Day	Early Voting	Ballots By Mail	Provisional	Limited Ballot
FOR	442	60.97%	<div><div></div></div>	189	250	3	0	0
AGAINST	283	39.03%	<div><div></div></div>	142	134	7	0	0
Total Votes Cast	725	100.00%	<div><div></div></div>	331	384	10	0	0
Overvotes	0			0	0	0	0	0
Undervotes	20			8	7	5	0	0
Contest Totals	745			339	391	15	0	0

### Proposition C – Prosper ISD

Vote For 1

	TOTAL	VOTE %		Election Day	Early Voting	Ballots By Mail	Provisional	Limited Ballot
FOR	280	38.67%	<div><div></div></div>	115	164	1	0	0
AGAINST	444	61.33%	<div><div></div></div>	216	218	10	0	0
Total Votes Cast	724	100.00%	<div><div></div></div>	331	382	11	0	0
Overvotes	0			0	0	0	0	0
Undervotes	21			8	9	4	0	0
Contest Totals	745			339	391	15	0	0

### Proposition D – Prosper ISD

Vote For 1

	TOTAL	VOTE %		Election Day	Early Voting	Ballots By Mail	Provisional	Limited Ballot
FOR	392	54.14%	<div><div></div></div>	168	221	3	0	0
AGAINST	332	45.86%	<div><div></div></div>	162	162	8	0	0
Total Votes Cast	724	100.00%	<div><div></div></div>	330	383	11	0	0
Overvotes	0			0	0	0	0	0
Undervotes	21			9	8	4	0	0
Contest Totals	745			339	391	15	0	0

## PCT 208

### Proposition 1 – State of Texas

Vote For 1

	TOTAL	VOTE %		Election Day	Early Voting	Ballots By Mail	Provisional	Limited Ballot
For	591	84.07%	<div><div></div></div>	265	310	16	0	0
Against	112	15.93%	<div><div></div></div>	66	40	6	0	0
Total Votes Cast	703	100.00%	<div><div></div></div>	331	350	22	0	0
Overvotes	0			0	0	0	0	0
Undervotes	26			11	15	0	0	0
Contest Totals	729			342	365	22	0	0

### Proposition 2 – State of Texas

Vote For 1

	TOTAL	VOTE %		Election Day	Early Voting	Ballots By Mail	Provisional	Limited Ballot
For	461	67.50%	<div><div></div></div>	209	237	15	0	0
Against	222	32.50%	<div><div></div></div>	113	103	6	0	0
Total Votes Cast	683	100.00%	<div><div></div></div>	322	340	21	0	0
Overvotes	0			0	0	0	0	0
Undervotes	46			20	25	1	0	0
Contest Totals	729			342	365	22	0	0

### Proposition 3 – State of Texas

Vote For 1

	TOTAL	VOTE %		Election Day	Early Voting	Ballots By Mail	Provisional	Limited Ballot
For	537	78.39%	<div><div></div></div>	246	277	14	0	0
Against	148	21.61%	<div><div></div></div>	75	66	7	0	0
Total Votes Cast	685	100.00%	<div><div></div></div>	321	343	21	0	0
Overvotes	0			0	0	0	0	0
Undervotes	44			21	22	1	0	0
Contest Totals	729			342	365	22	0	0

### Proposition 4 – State of Texas

Vote For 1

	TOTAL	VOTE %		Election Day	Early Voting	Ballots By Mail	Provisional	Limited Ballot
For	610	88.53%	<div><div></div></div>	276	315	19	0	0
Against	79	11.47%	<div><div></div></div>	48	29	2	0	0
Total Votes Cast	689	100.00%	<div><div></div></div>	324	344	21	0	0
Overvotes	0			0	0	0	0	0
Undervotes	40			18	21	1	0	0
Contest Totals	729			342	365	22	0	0

## PCT 208

### Proposition 5 – State of Texas

Vote For 1

	TOTAL	VOTE %		Election Day	Early Voting	Ballots By Mail	Provisional	Limited Ballot
For	435	63.41%	<div><div></div></div>	199	222	14	0	0
Against	251	36.59%	<div><div></div></div>	124	120	7	0	0
Total Votes Cast	686	100.00%	<div><div></div></div>	323	342	21	0	0
Overvotes	0			0	0	0	0	0
Undervotes	43			19	23	1	0	0
Contest Totals	729			342	365	22	0	0

### Proposition 6 – State of Texas

Vote For 1

	TOTAL	VOTE %		Election Day	Early Voting	Ballots By Mail	Provisional	Limited Ballot
For	552	79.54%	<div><div></div></div>	241	291	20	0	0
Against	142	20.46%	<div><div></div></div>	84	56	2	0	0
Total Votes Cast	694	100.00%	<div><div></div></div>	325	347	22	0	0
Overvotes	0			0	0	0	0	0
Undervotes	35			17	18	0	0	0
Contest Totals	729			342	365	22	0	0

### Proposition 7 – State of Texas

Vote For 1

	TOTAL	VOTE %		Election Day	Early Voting	Ballots By Mail	Provisional	Limited Ballot
For	502	71.92%	<div><div></div></div>	212	274	16	0	0
Against	196	28.08%	<div><div></div></div>	115	75	6	0	0
Total Votes Cast	698	100.00%	<div><div></div></div>	327	349	22	0	0
Overvotes	0			0	0	0	0	0
Undervotes	31			15	16	0	0	0
Contest Totals	729			342	365	22	0	0

### Proposition 8 – State of Texas

Vote For 1

	TOTAL	VOTE %		Election Day	Early Voting	Ballots By Mail	Provisional	Limited Ballot
For	491	71.89%	<div><div></div></div>	211	263	17	0	0
Against	192	28.11%	<div><div></div></div>	108	80	4	0	0
Total Votes Cast	683	100.00%	<div><div></div></div>	319	343	21	0	0
Overvotes	0			0	0	0	0	0
Undervotes	46			23	22	1	0	0
Contest Totals	729			342	365	22	0	0

## PCT 208

### Proposition 9 – State of Texas

Vote For 1

	TOTAL	VOTE %		Election Day	Early Voting	Ballots By Mail	Provisional	Limited Ballot
For	569	80.71%	<div><div></div></div>	276	277	16	0	0
Against	136	19.29%	<div><div></div></div>	55	76	5	0	0
Total Votes Cast	705	100.00%	<div><div></div></div>	331	353	21	0	0
Overvotes	0			0	0	0	0	0
Undervotes	24			11	12	1	0	0
Contest Totals	729			342	365	22	0	0

### Proposition 10 – State of Texas

Vote For 1

	TOTAL	VOTE %		Election Day	Early Voting	Ballots By Mail	Provisional	Limited Ballot
For	400	59.52%	<div><div></div></div>	180	207	13	0	0
Against	272	40.48%	<div><div></div></div>	138	126	8	0	0
Total Votes Cast	672	100.00%	<div><div></div></div>	318	333	21	0	0
Overvotes	0			0	0	0	0	0
Undervotes	57			24	32	1	0	0
Contest Totals	729			342	365	22	0	0

### Proposition 11 – State of Texas

Vote For 1

	TOTAL	VOTE %		Election Day	Early Voting	Ballots By Mail	Provisional	Limited Ballot
For	395	61.05%	<div><div></div></div>	177	207	11	0	0
Against	252	38.95%	<div><div></div></div>	127	116	9	0	0
Total Votes Cast	647	100.00%	<div><div></div></div>	304	323	20	0	0
Overvotes	0			0	0	0	0	0
Undervotes	82			38	42	2	0	0
Contest Totals	729			342	365	22	0	0

### Proposition 12 – State of Texas

Vote For 1

	TOTAL	VOTE %		Election Day	Early Voting	Ballots By Mail	Provisional	Limited Ballot
For	353	58.54%	<div><div></div></div>	162	181	10	0	0
Against	250	41.46%	<div><div></div></div>	118	122	10	0	0
Total Votes Cast	603	100.00%	<div><div></div></div>	280	303	20	0	0
Overvotes	0			0	0	0	0	0
Undervotes	126			62	62	2	0	0
Contest Totals	729			342	365	22	0	0

## PCT 208

### Proposition 13 – State of Texas

Vote For 1

	TOTAL	VOTE %		Election Day	Early Voting	Ballots By Mail	Provisional	Limited Ballot
For	238	34.95%	<div><div></div></div>	105	123	10	0	0
Against	443	65.05%	<div><div></div></div>	222	209	12	0	0
Total Votes Cast	681	100.00%	<div><div></div></div>	327	332	22	0	0
Overvotes	0			0	0	0	0	0
Undervotes	48			15	33	0	0	0
Contest Totals	729			342	365	22	0	0

### Proposition 14 – State of Texas

Vote For 1

	TOTAL	VOTE %		Election Day	Early Voting	Ballots By Mail	Provisional	Limited Ballot
For	525	76.20%	<div><div></div></div>	238	271	16	0	0
Against	164	23.80%	<div><div></div></div>	87	71	6	0	0
Total Votes Cast	689	100.00%	<div><div></div></div>	325	342	22	0	0
Overvotes	0			0	0	0	0	0
Undervotes	40			17	23	0	0	0
Contest Totals	729			342	365	22	0	0

### Proposition A – Collin County

Vote For 1

	TOTAL	VOTE %		Election Day	Early Voting	Ballots By Mail	Provisional	Limited Ballot
For	374	53.97%	<div><div></div></div>	162	197	15	0	0
Against	319	46.03%	<div><div></div></div>	167	145	7	0	0
Total Votes Cast	693	100.00%	<div><div></div></div>	329	342	22	0	0
Overvotes	0			0	0	0	0	0
Undervotes	36			13	23	0	0	0
Contest Totals	729			342	365	22	0	0

### Proposition B – Collin County

Vote For 1

	TOTAL	VOTE %		Election Day	Early Voting	Ballots By Mail	Provisional	Limited Ballot
For	424	61.54%	<div><div></div></div>	199	211	14	0	0
Against	265	38.46%	<div><div></div></div>	126	131	8	0	0
Total Votes Cast	689	100.00%	<div><div></div></div>	325	342	22	0	0
Overvotes	0			0	0	0	0	0
Undervotes	40			17	23	0	0	0
Contest Totals	729			342	365	22	0	0

## PCT 208

### Proposition C – Collin County

Vote For 1

	TOTAL	VOTE %		Election Day	Early Voting	Ballots By Mail	Provisional	Limited Ballot
For	359	52.79%	<div><div></div></div>	156	190	13	0	0
Against	321	47.21%	<div><div></div></div>	167	145	9	0	0
Total Votes Cast	680	100.00%	<div><div></div></div>	323	335	22	0	0
Overvotes	0			0	0	0	0	0
Undervotes	49			19	30	0	0	0
Contest Totals	729			342	365	22	0	0

### Proposition D – Collin County

Vote For 1

	TOTAL	VOTE %		Election Day	Early Voting	Ballots By Mail	Provisional	Limited Ballot
For	443	63.83%	<div><div></div></div>	200	231	12	0	0
Against	251	36.17%	<div><div></div></div>	127	114	10	0	0
Total Votes Cast	694	100.00%	<div><div></div></div>	327	345	22	0	0
Overvotes	0			0	0	0	0	0
Undervotes	35			15	20	0	0	0
Contest Totals	729			342	365	22	0	0

### Proposition E – Collin County

Vote For 1

	TOTAL	VOTE %		Election Day	Early Voting	Ballots By Mail	Provisional	Limited Ballot
For	465	66.52%	<div><div></div></div>	218	233	14	0	0
Against	234	33.48%	<div><div></div></div>	113	113	8	0	0
Total Votes Cast	699	100.00%	<div><div></div></div>	331	346	22	0	0
Overvotes	0			0	0	0	0	0
Undervotes	30			11	19	0	0	0
Contest Totals	729			342	365	22	0	0

### Proposition A – Prosper ISD

Vote For 1

	TOTAL	VOTE %		Election Day	Early Voting	Ballots By Mail	Provisional	Limited Ballot
FOR	370	56.75%	<div><div></div></div>	167	190	13	0	0
AGAINST	282	43.25%	<div><div></div></div>	144	131	7	0	0
Total Votes Cast	652	100.00%	<div><div></div></div>	311	321	20	0	0
Overvotes	0			0	0	0	0	0
Undervotes	12			6	6	0	0	0
Contest Totals	664			317	327	20	0	0



## PCT 208

### Proposition B – Prosper ISD

Vote For 1

	TOTAL	VOTE %		Election Day	Early Voting	Ballots By Mail	Provisional	Limited Ballot
FOR	367	56.46%	<div><div></div></div>	170	183	14	0	0
AGAINST	283	43.54%	<div><div></div></div>	142	135	6	0	0
Total Votes Cast	650	100.00%	<div><div></div></div>	312	318	20	0	0
Overvotes	0			0	0	0	0	0
Undervotes	14			5	9	0	0	0
Contest Totals	664			317	327	20	0	0

### Proposition C – Prosper ISD

Vote For 1

	TOTAL	VOTE %		Election Day	Early Voting	Ballots By Mail	Provisional	Limited Ballot
FOR	236	36.36%	<div><div></div></div>	109	120	7	0	0
AGAINST	413	63.64%	<div><div></div></div>	201	199	13	0	0
Total Votes Cast	649	100.00%	<div><div></div></div>	310	319	20	0	0
Overvotes	0			0	0	0	0	0
Undervotes	15			7	8	0	0	0
Contest Totals	664			317	327	20	0	0

### Proposition D – Prosper ISD

Vote For 1

	TOTAL	VOTE %		Election Day	Early Voting	Ballots By Mail	Provisional	Limited Ballot
FOR	322	49.46%	<div><div></div></div>	150	161	11	0	0
AGAINST	329	50.54%	<div><div></div></div>	162	158	9	0	0
Total Votes Cast	651	100.00%	<div><div></div></div>	312	319	20	0	0
Overvotes	0			0	0	0	0	0
Undervotes	13			5	8	0	0	0
Contest Totals	664			317	327	20	0	0

## PCT 209

### Proposition 1 – State of Texas

Vote For 1

	TOTAL	VOTE %		Election Day	Early Voting	Ballots By Mail	Provision al	Limited Ballot
For	161	81.73%	<div><div></div></div>	56	103	2	0	0
Against	36	18.27%	<div><div></div></div>	15	21	0	0	0
Total Votes Cast	197	100.00%	<div><div></div></div>	71	124	2	0	0
Overvotes	0			0	0	0	0	0
Undervotes	6			1	5	0	0	0
Contest Totals	203			72	129	2	0	0

### Proposition 2 – State of Texas

Vote For 1

	TOTAL	VOTE %		Election Day	Early Voting	Ballots By Mail	Provision al	Limited Ballot
For	126	67.02%	<div><div></div></div>	42	84	0	0	0
Against	62	32.98%	<div><div></div></div>	26	34	2	0	0
Total Votes Cast	188	100.00%	<div><div></div></div>	68	118	2	0	0
Overvotes	0			0	0	0	0	0
Undervotes	15			4	11	0	0	0
Contest Totals	203			72	129	2	0	0

### Proposition 3 – State of Texas

Vote For 1

	TOTAL	VOTE %		Election Day	Early Voting	Ballots By Mail	Provision al	Limited Ballot
For	134	71.28%	<div><div></div></div>	52	82	0	0	0
Against	54	28.72%	<div><div></div></div>	18	34	2	0	0
Total Votes Cast	188	100.00%	<div><div></div></div>	70	116	2	0	0
Overvotes	0			0	0	0	0	0
Undervotes	15			2	13	0	0	0
Contest Totals	203			72	129	2	0	0

### Proposition 4 – State of Texas

Vote For 1

	TOTAL	VOTE %		Election Day	Early Voting	Ballots By Mail	Provision al	Limited Ballot
For	161	83.85%	<div><div></div></div>	61	98	2	0	0
Against	31	16.15%	<div><div></div></div>	9	22	0	0	0
Total Votes Cast	192	100.00%	<div><div></div></div>	70	120	2	0	0
Overvotes	0			0	0	0	0	0
Undervotes	11			2	9	0	0	0
Contest Totals	203			72	129	2	0	0

## PCT 209

### Proposition 5 – State of Texas

Vote For 1

	TOTAL	VOTE %		Election Day	Early Voting	Ballots By Mail	Provisional	Limited Ballot
For	139	72.40%	<div><div></div></div>	47	90	2	0	0
Against	53	27.60%	<div><div></div></div>	21	32	0	0	0
Total Votes Cast	192	100.00%	<div><div></div></div>	68	122	2	0	0
Overvotes	0			0	0	0	0	0
Undervotes	11			4	7	0	0	0
Contest Totals	203			72	129	2	0	0

### Proposition 6 – State of Texas

Vote For 1

	TOTAL	VOTE %		Election Day	Early Voting	Ballots By Mail	Provisional	Limited Ballot
For	157	82.20%	<div><div></div></div>	56	99	2	0	0
Against	34	17.80%	<div><div></div></div>	13	21	0	0	0
Total Votes Cast	191	100.00%	<div><div></div></div>	69	120	2	0	0
Overvotes	0			0	0	0	0	0
Undervotes	12			3	9	0	0	0
Contest Totals	203			72	129	2	0	0

### Proposition 7 – State of Texas

Vote For 1

	TOTAL	VOTE %		Election Day	Early Voting	Ballots By Mail	Provisional	Limited Ballot
For	143	74.48%	<div><div></div></div>	51	91	1	0	0
Against	49	25.52%	<div><div></div></div>	19	29	1	0	0
Total Votes Cast	192	100.00%	<div><div></div></div>	70	120	2	0	0
Overvotes	0			0	0	0	0	0
Undervotes	11			2	9	0	0	0
Contest Totals	203			72	129	2	0	0

### Proposition 8 – State of Texas

Vote For 1

	TOTAL	VOTE %		Election Day	Early Voting	Ballots By Mail	Provisional	Limited Ballot
For	158	81.44%	<div><div></div></div>	52	105	1	0	0
Against	36	18.56%	<div><div></div></div>	17	18	1	0	0
Total Votes Cast	194	100.00%	<div><div></div></div>	69	123	2	0	0
Overvotes	0			0	0	0	0	0
Undervotes	9			3	6	0	0	0
Contest Totals	203			72	129	2	0	0

## PCT 209

### Proposition 9 – State of Texas

Vote For 1

	TOTAL	VOTE %		Election Day	Early Voting	Ballots By Mail	Provisional	Limited Ballot
For	184	92.46%	<div><div></div></div>	65	118	1	0	0
Against	15	7.54%	<div><div></div></div>	6	8	1	0	0
Total Votes Cast	199	100.00%	<div><div></div></div>	71	126	2	0	0
Overvotes	0			0	0	0	0	0
Undervotes	4			1	3	0	0	0
Contest Totals	203			72	129	2	0	0

### Proposition 10 – State of Texas

Vote For 1

	TOTAL	VOTE %		Election Day	Early Voting	Ballots By Mail	Provisional	Limited Ballot
For	107	57.22%	<div><div></div></div>	34	71	2	0	0
Against	80	42.78%	<div><div></div></div>	36	44	0	0	0
Total Votes Cast	187	100.00%	<div><div></div></div>	70	115	2	0	0
Overvotes	0			0	0	0	0	0
Undervotes	16			2	14	0	0	0
Contest Totals	203			72	129	2	0	0

### Proposition 11 – State of Texas

Vote For 1

	TOTAL	VOTE %		Election Day	Early Voting	Ballots By Mail	Provisional	Limited Ballot
For	118	65.92%	<div><div></div></div>	41	76	1	0	0
Against	61	34.08%	<div><div></div></div>	24	36	1	0	0
Total Votes Cast	179	100.00%	<div><div></div></div>	65	112	2	0	0
Overvotes	0			0	0	0	0	0
Undervotes	24			7	17	0	0	0
Contest Totals	203			72	129	2	0	0

### Proposition 12 – State of Texas

Vote For 1

	TOTAL	VOTE %		Election Day	Early Voting	Ballots By Mail	Provisional	Limited Ballot
For	80	48.78%	<div><div></div></div>	26	54	0	0	0
Against	84	51.22%	<div><div></div></div>	38	46	0	0	0
Total Votes Cast	164	100.00%	<div><div></div></div>	64	100	0	0	0
Overvotes	0			0	0	0	0	0
Undervotes	39			8	29	2	0	0
Contest Totals	203			72	129	2	0	0

## PCT 209

### Proposition 13 – State of Texas

Vote For 1

	TOTAL	VOTE %		Election Day	Early Voting	Ballots By Mail	Provisional	Limited Ballot
For	67	35.83%	<div><div></div></div>	28	38	1	0	0
Against	120	64.17%	<div><div></div></div>	42	77	1	0	0
Total Votes Cast	187	100.00%	<div><div></div></div>	70	115	2	0	0
Overvotes	0			0	0	0	0	0
Undervotes	16			2	14	0	0	0
Contest Totals	203			72	129	2	0	0

### Proposition 14 – State of Texas

Vote For 1

	TOTAL	VOTE %		Election Day	Early Voting	Ballots By Mail	Provisional	Limited Ballot
For	167	86.08%	<div><div></div></div>	59	106	2	0	0
Against	27	13.92%	<div><div></div></div>	12	15	0	0	0
Total Votes Cast	194	100.00%	<div><div></div></div>	71	121	2	0	0
Overvotes	0			0	0	0	0	0
Undervotes	9			1	8	0	0	0
Contest Totals	203			72	129	2	0	0

### Proposition A – Collin County

Vote For 1

	TOTAL	VOTE %		Election Day	Early Voting	Ballots By Mail	Provisional	Limited Ballot
For	108	55.67%	<div><div></div></div>	35	73	0	0	0
Against	86	44.33%	<div><div></div></div>	36	48	2	0	0
Total Votes Cast	194	100.00%	<div><div></div></div>	71	121	2	0	0
Overvotes	0			0	0	0	0	0
Undervotes	9			1	8	0	0	0
Contest Totals	203			72	129	2	0	0

### Proposition B – Collin County

Vote For 1

	TOTAL	VOTE %		Election Day	Early Voting	Ballots By Mail	Provisional	Limited Ballot
For	119	61.66%	<div><div></div></div>	41	77	1	0	0
Against	74	38.34%	<div><div></div></div>	29	44	1	0	0
Total Votes Cast	193	100.00%	<div><div></div></div>	70	121	2	0	0
Overvotes	0			0	0	0	0	0
Undervotes	10			2	8	0	0	0
Contest Totals	203			72	129	2	0	0

## PCT 209

### Proposition C – Collin County

Vote For 1

	TOTAL	VOTE %		Election Day	Early Voting	Ballots By Mail	Provisional	Limited Ballot
For	104	54.74%	<div><div></div></div>	37	67	0	0	0
Against	86	45.26%	<div><div></div></div>	32	52	2	0	0
Total Votes Cast	190	100.00%	<div><div></div></div>	69	119	2	0	0
Overvotes	0			0	0	0	0	0
Undervotes	13			3	10	0	0	0
Contest Totals	203			72	129	2	0	0

### Proposition D – Collin County

Vote For 1

	TOTAL	VOTE %		Election Day	Early Voting	Ballots By Mail	Provisional	Limited Ballot
For	138	70.41%	<div><div></div></div>	55	83	0	0	0
Against	58	29.59%	<div><div></div></div>	17	39	2	0	0
Total Votes Cast	196	100.00%	<div><div></div></div>	72	122	2	0	0
Overvotes	0			0	0	0	0	0
Undervotes	7			0	7	0	0	0
Contest Totals	203			72	129	2	0	0

### Proposition E – Collin County

Vote For 1

	TOTAL	VOTE %		Election Day	Early Voting	Ballots By Mail	Provisional	Limited Ballot
For	156	78.79%	<div><div></div></div>	56	98	2	0	0
Against	42	21.21%	<div><div></div></div>	16	26	0	0	0
Total Votes Cast	198	100.00%	<div><div></div></div>	72	124	2	0	0
Overvotes	0			0	0	0	0	0
Undervotes	5			0	5	0	0	0
Contest Totals	203			72	129	2	0	0

### Proposition A – Prosper ISD

Vote For 1

	TOTAL	VOTE %		Election Day	Early Voting	Ballots By Mail	Provisional	Limited Ballot
FOR	141	69.80%	<div><div></div></div>	47	92	2	0	0
AGAINST	61	30.20%	<div><div></div></div>	25	36	0	0	0
Total Votes Cast	202	100.00%	<div><div></div></div>	72	128	2	0	0
Overvotes	0			0	0	0	0	0
Undervotes	1			0	1	0	0	0
Contest Totals	203			72	129	2	0	0

## PCT 209

### Proposition B – Prosper ISD

Vote For 1

	TOTAL	VOTE %		Election Day	Early Voting	Ballots By Mail	Provisional	Limited Ballot
FOR	131	65.17%	<div><div></div></div>	42	88	1	0	0
AGAINST	70	34.83%	<div><div></div></div>	30	39	1	0	0
Total Votes Cast	201	100.00%	<div><div></div></div>	72	127	2	0	0
Overvotes	0			0	0	0	0	0
Undervotes	2			0	2	0	0	0
Contest Totals	203			72	129	2	0	0

### Proposition C – Prosper ISD

Vote For 1

	TOTAL	VOTE %		Election Day	Early Voting	Ballots By Mail	Provisional	Limited Ballot
FOR	91	45.50%	<div><div></div></div>	30	61	0	0	0
AGAINST	109	54.50%	<div><div></div></div>	42	65	2	0	0
Total Votes Cast	200	100.00%	<div><div></div></div>	72	126	2	0	0
Overvotes	0			0	0	0	0	0
Undervotes	3			0	3	0	0	0
Contest Totals	203			72	129	2	0	0

### Proposition D – Prosper ISD

Vote For 1

	TOTAL	VOTE %		Election Day	Early Voting	Ballots By Mail	Provisional	Limited Ballot
FOR	114	57.00%	<div><div></div></div>	40	73	1	0	0
AGAINST	86	43.00%	<div><div></div></div>	32	53	1	0	0
Total Votes Cast	200	100.00%	<div><div></div></div>	72	126	2	0	0
Overvotes	0			0	0	0	0	0
Undervotes	3			0	3	0	0	0
Contest Totals	203			72	129	2	0	0

## PCT 210

### Proposition 1 – State of Texas

Vote For 1

	TOTAL	VOTE %		Election Day	Early Voting	Ballots By Mail	Provisional	Limited Ballot
For	199	70.07%	<div><div></div></div>	102	96	1	0	0
Against	85	29.93%	<div><div></div></div>	61	23	1	0	0
Total Votes Cast	284	100.00%	<div><div></div></div>	163	119	2	0	0
Overvotes	0			0	0	0	0	0
Undervotes	10			4	6	0	0	0
Contest Totals	294			167	125	2	0	0

### Proposition 2 – State of Texas

Vote For 1

	TOTAL	VOTE %		Election Day	Early Voting	Ballots By Mail	Provisional	Limited Ballot
For	190	68.35%	<div><div></div></div>	114	75	1	0	0
Against	88	31.65%	<div><div></div></div>	44	43	1	0	0
Total Votes Cast	278	100.00%	<div><div></div></div>	158	118	2	0	0
Overvotes	0			0	0	0	0	0
Undervotes	16			9	7	0	0	0
Contest Totals	294			167	125	2	0	0

### Proposition 3 – State of Texas

Vote For 1

	TOTAL	VOTE %		Election Day	Early Voting	Ballots By Mail	Provisional	Limited Ballot
For	184	66.19%	<div><div></div></div>	93	90	1	0	0
Against	94	33.81%	<div><div></div></div>	67	26	1	0	0
Total Votes Cast	278	100.00%	<div><div></div></div>	160	116	2	0	0
Overvotes	0			0	0	0	0	0
Undervotes	16			7	9	0	0	0
Contest Totals	294			167	125	2	0	0

### Proposition 4 – State of Texas

Vote For 1

	TOTAL	VOTE %		Election Day	Early Voting	Ballots By Mail	Provisional	Limited Ballot
For	241	85.46%	<div><div></div></div>	140	100	1	0	0
Against	41	14.54%	<div><div></div></div>	22	18	1	0	0
Total Votes Cast	282	100.00%	<div><div></div></div>	162	118	2	0	0
Overvotes	0			0	0	0	0	0
Undervotes	12			5	7	0	0	0
Contest Totals	294			167	125	2	0	0



## PCT 210

### Proposition 5 – State of Texas

Vote For 1

	TOTAL	VOTE %		Election Day	Early Voting	Ballots By Mail	Provisional	Limited Ballot
For	195	70.14%	<div><div></div></div>	111	82	2	0	0
Against	83	29.86%	<div><div></div></div>	49	34	0	0	0
Total Votes Cast	278	100.00%	<div><div></div></div>	160	116	2	0	0
Overvotes	0			0	0	0	0	0
Undervotes	16			7	9	0	0	0
Contest Totals	294			167	125	2	0	0

### Proposition 6 – State of Texas

Vote For 1

	TOTAL	VOTE %		Election Day	Early Voting	Ballots By Mail	Provisional	Limited Ballot
For	233	82.92%	<div><div></div></div>	134	97	2	0	0
Against	48	17.08%	<div><div></div></div>	27	21	0	0	0
Total Votes Cast	281	100.00%	<div><div></div></div>	161	118	2	0	0
Overvotes	0			0	0	0	0	0
Undervotes	13			6	7	0	0	0
Contest Totals	294			167	125	2	0	0

### Proposition 7 – State of Texas

Vote For 1

	TOTAL	VOTE %		Election Day	Early Voting	Ballots By Mail	Provisional	Limited Ballot
For	184	65.25%	<div><div></div></div>	101	82	1	0	0
Against	98	34.75%	<div><div></div></div>	60	37	1	0	0
Total Votes Cast	282	100.00%	<div><div></div></div>	161	119	2	0	0
Overvotes	0			0	0	0	0	0
Undervotes	12			6	6	0	0	0
Contest Totals	294			167	125	2	0	0

### Proposition 8 – State of Texas

Vote For 1

	TOTAL	VOTE %		Election Day	Early Voting	Ballots By Mail	Provisional	Limited Ballot
For	205	72.95%	<div><div></div></div>	126	77	2	0	0
Against	76	27.05%	<div><div></div></div>	36	40	0	0	0
Total Votes Cast	281	100.00%	<div><div></div></div>	162	117	2	0	0
Overvotes	0			0	0	0	0	0
Undervotes	13			5	8	0	0	0
Contest Totals	294			167	125	2	0	0

## PCT 210

### Proposition 9 – State of Texas

Vote For 1

	TOTAL	VOTE %		Election Day	Early Voting	Ballots By Mail	Provisional	Limited Ballot
For	240	83.62%	<div><div></div></div>	138	100	2	0	0
Against	47	16.38%	<div><div></div></div>	27	20	0	0	0
Total Votes Cast	287	100.00%	<div><div></div></div>	165	120	2	0	0
Overvotes	0			0	0	0	0	0
Undervotes	7			2	5	0	0	0
Contest Totals	294			167	125	2	0	0

### Proposition 10 – State of Texas

Vote For 1

	TOTAL	VOTE %		Election Day	Early Voting	Ballots By Mail	Provisional	Limited Ballot
For	128	47.06%	<div><div></div></div>	71	57	0	0	0
Against	144	52.94%	<div><div></div></div>	86	56	2	0	0
Total Votes Cast	272	100.00%	<div><div></div></div>	157	113	2	0	0
Overvotes	0			0	0	0	0	0
Undervotes	22			10	12	0	0	0
Contest Totals	294			167	125	2	0	0

### Proposition 11 – State of Texas

Vote For 1

	TOTAL	VOTE %		Election Day	Early Voting	Ballots By Mail	Provisional	Limited Ballot
For	169	64.50%	<div><div></div></div>	101	66	2	0	0
Against	93	35.50%	<div><div></div></div>	53	40	0	0	0
Total Votes Cast	262	100.00%	<div><div></div></div>	154	106	2	0	0
Overvotes	0			0	0	0	0	0
Undervotes	32			13	19	0	0	0
Contest Totals	294			167	125	2	0	0

### Proposition 12 – State of Texas

Vote For 1

	TOTAL	VOTE %		Election Day	Early Voting	Ballots By Mail	Provisional	Limited Ballot
For	129	52.02%	<div><div></div></div>	59	69	1	0	0
Against	119	47.98%	<div><div></div></div>	87	31	1	0	0
Total Votes Cast	248	100.00%	<div><div></div></div>	146	100	2	0	0
Overvotes	0			0	0	0	0	0
Undervotes	46			21	25	0	0	0
Contest Totals	294			167	125	2	0	0

## PCT 210

### Proposition 13 – State of Texas

Vote For 1

	TOTAL	VOTE %		Election Day	Early Voting	Ballots By Mail	Provisional	Limited Ballot
For	101	35.82%	<div><div></div></div>	59	42	0	0	0
Against	181	64.18%	<div><div></div></div>	104	75	2	0	0
Total Votes Cast	282	100.00%	<div><div></div></div>	163	117	2	0	0
Overvotes	0			0	0	0	0	0
Undervotes	12			4	8	0	0	0
Contest Totals	294			167	125	2	0	0

### Proposition 14 – State of Texas

Vote For 1

	TOTAL	VOTE %		Election Day	Early Voting	Ballots By Mail	Provisional	Limited Ballot
For	220	78.01%	<div><div></div></div>	132	86	2	0	0
Against	62	21.99%	<div><div></div></div>	32	30	0	0	0
Total Votes Cast	282	100.00%	<div><div></div></div>	164	116	2	0	0
Overvotes	0			0	0	0	0	0
Undervotes	12			3	9	0	0	0
Contest Totals	294			167	125	2	0	0

### Proposition A – Collin County

Vote For 1

	TOTAL	VOTE %		Election Day	Early Voting	Ballots By Mail	Provisional	Limited Ballot
For	122	45.35%	<div><div></div></div>	66	54	2	0	0
Against	147	54.65%	<div><div></div></div>	88	59	0	0	0
Total Votes Cast	269	100.00%	<div><div></div></div>	154	113	2	0	0
Overvotes	0			0	0	0	0	0
Undervotes	25			13	12	0	0	0
Contest Totals	294			167	125	2	0	0

### Proposition B – Collin County

Vote For 1

	TOTAL	VOTE %		Election Day	Early Voting	Ballots By Mail	Provisional	Limited Ballot
For	157	58.36%	<div><div></div></div>	86	69	2	0	0
Against	112	41.64%	<div><div></div></div>	65	47	0	0	0
Total Votes Cast	269	100.00%	<div><div></div></div>	151	116	2	0	0
Overvotes	0			0	0	0	0	0
Undervotes	25			16	9	0	0	0
Contest Totals	294			167	125	2	0	0

## PCT 210

### Proposition C – Collin County

Vote For 1

	TOTAL	VOTE %		Election Day	Early Voting	Ballots By Mail	Provisional	Limited Ballot
For	138	52.67%	<div><div></div></div>	80	56	2	0	0
Against	124	47.33%	<div><div></div></div>	70	54	0	0	0
Total Votes Cast	262	100.00%	<div><div></div></div>	150	110	2	0	0
Overvotes	0			0	0	0	0	0
Undervotes	32			17	15	0	0	0
Contest Totals	294			167	125	2	0	0

### Proposition D – Collin County

Vote For 1

	TOTAL	VOTE %		Election Day	Early Voting	Ballots By Mail	Provisional	Limited Ballot
For	172	63.70%	<div><div></div></div>	94	76	2	0	0
Against	98	36.30%	<div><div></div></div>	60	38	0	0	0
Total Votes Cast	270	100.00%	<div><div></div></div>	154	114	2	0	0
Overvotes	0			0	0	0	0	0
Undervotes	24			13	11	0	0	0
Contest Totals	294			167	125	2	0	0

### Proposition E – Collin County

Vote For 1

	TOTAL	VOTE %		Election Day	Early Voting	Ballots By Mail	Provisional	Limited Ballot
For	207	75.82%	<div><div></div></div>	113	92	2	0	0
Against	66	24.18%	<div><div></div></div>	39	27	0	0	0
Total Votes Cast	273	100.00%	<div><div></div></div>	152	119	2	0	0
Overvotes	0			0	0	0	0	0
Undervotes	21			15	6	0	0	0
Contest Totals	294			167	125	2	0	0

### City Council, Place 2 – City of Murphy

Vote For 1

	TOTAL	VOTE %		Election Day	Early Voting	Ballots By Mail	Provisional	Limited Ballot
Chi Egwuekwe	139	51.48%	<div><div></div></div>	85	53	1	0	0
W. Scott Smith	131	48.52%	<div><div></div></div>	63	67	1	0	0
Total Votes Cast	270	100.00%	<div><div></div></div>	148	120	2	0	0
Overvotes	0			0	0	0	0	0
Undervotes	24			19	5	0	0	0
Contest Totals	294			167	125	2	0	0

## PCT 211

### Proposition 1 – State of Texas

Vote For 1

	TOTAL	VOTE %		Election Day	Early Voting	Ballots By Mail	Provision al	Limited Ballot
For	307	76.94%	<div><div></div></div>	135	161	11	0	0
Against	92	23.06%	<div><div></div></div>	49	37	6	0	0
Total Votes Cast	399	100.00%	<div><div></div></div>	184	198	17	0	0
Overvotes	0			0	0	0	0	0
Undervotes	16			12	3	1	0	0
Contest Totals	415			196	201	18	0	0

### Proposition 2 – State of Texas

Vote For 1

	TOTAL	VOTE %		Election Day	Early Voting	Ballots By Mail	Provision al	Limited Ballot
For	239	60.20%	<div><div></div></div>	107	119	13	0	0
Against	158	39.80%	<div><div></div></div>	81	73	4	0	0
Total Votes Cast	397	100.00%	<div><div></div></div>	188	192	17	0	0
Overvotes	0			0	0	0	0	0
Undervotes	18			8	9	1	0	0
Contest Totals	415			196	201	18	0	0

### Proposition 3 – State of Texas

Vote For 1

	TOTAL	VOTE %		Election Day	Early Voting	Ballots By Mail	Provision al	Limited Ballot
For	279	69.92%	<div><div></div></div>	127	139	13	0	0
Against	120	30.08%	<div><div></div></div>	58	57	5	0	0
Total Votes Cast	399	100.00%	<div><div></div></div>	185	196	18	0	0
Overvotes	0			0	0	0	0	0
Undervotes	16			11	5	0	0	0
Contest Totals	415			196	201	18	0	0

### Proposition 4 – State of Texas

Vote For 1

	TOTAL	VOTE %		Election Day	Early Voting	Ballots By Mail	Provision al	Limited Ballot
For	336	84.42%	<div><div></div></div>	150	170	16	0	0
Against	62	15.58%	<div><div></div></div>	34	27	1	0	0
Total Votes Cast	398	100.00%	<div><div></div></div>	184	197	17	0	0
Overvotes	0			0	0	0	0	0
Undervotes	17			12	4	1	0	0
Contest Totals	415			196	201	18	0	0

## PCT 211

### Proposition 5 – State of Texas

Vote For 1

	TOTAL	VOTE %		Election Day	Early Voting	Ballots By Mail	Provisional	Limited Ballot
For	263	65.10%	<div><div></div></div>	119	132	12	0	0
Against	141	34.90%	<div><div></div></div>	70	66	5	0	0
Total Votes Cast	404	100.00%	<div><div></div></div>	189	198	17	0	0
Overvotes	0			0	0	0	0	0
Undervotes	11			7	3	1	0	0
Contest Totals	415			196	201	18	0	0

### Proposition 6 – State of Texas

Vote For 1

	TOTAL	VOTE %		Election Day	Early Voting	Ballots By Mail	Provisional	Limited Ballot
For	326	80.10%	<div><div></div></div>	152	160	14	0	0
Against	81	19.90%	<div><div></div></div>	40	37	4	0	0
Total Votes Cast	407	100.00%	<div><div></div></div>	192	197	18	0	0
Overvotes	0			0	0	0	0	0
Undervotes	8			4	4	0	0	0
Contest Totals	415			196	201	18	0	0

### Proposition 7 – State of Texas

Vote For 1

	TOTAL	VOTE %		Election Day	Early Voting	Ballots By Mail	Provisional	Limited Ballot
For	280	68.46%	<div><div></div></div>	120	144	16	0	0
Against	129	31.54%	<div><div></div></div>	72	55	2	0	0
Total Votes Cast	409	100.00%	<div><div></div></div>	192	199	18	0	0
Overvotes	0			0	0	0	0	0
Undervotes	6			4	2	0	0	0
Contest Totals	415			196	201	18	0	0

### Proposition 8 – State of Texas

Vote For 1

	TOTAL	VOTE %		Election Day	Early Voting	Ballots By Mail	Provisional	Limited Ballot
For	300	74.26%	<div><div></div></div>	139	149	12	0	0
Against	104	25.74%	<div><div></div></div>	51	47	6	0	0
Total Votes Cast	404	100.00%	<div><div></div></div>	190	196	18	0	0
Overvotes	0			0	0	0	0	0
Undervotes	11			6	5	0	0	0
Contest Totals	415			196	201	18	0	0

## PCT 211

### Proposition 9 – State of Texas

Vote For 1

	TOTAL	VOTE %		Election Day	Early Voting	Ballots By Mail	Provision al	Limited Ballot
For	331	80.93%	<div><div></div></div>	153	164	14	0	0
Against	78	19.07%	<div><div></div></div>	39	35	4	0	0
Total Votes Cast	409	100.00%	<div><div></div></div>	192	199	18	0	0
Overvotes	0			0	0	0	0	0
Undervotes	6			4	2	0	0	0
Contest Totals	415			196	201	18	0	0

### Proposition 10 – State of Texas

Vote For 1

	TOTAL	VOTE %		Election Day	Early Voting	Ballots By Mail	Provision al	Limited Ballot
For	209	52.64%	<div><div></div></div>	83	114	12	0	0
Against	188	47.36%	<div><div></div></div>	104	78	6	0	0
Total Votes Cast	397	100.00%	<div><div></div></div>	187	192	18	0	0
Overvotes	0			0	0	0	0	0
Undervotes	18			9	9	0	0	0
Contest Totals	415			196	201	18	0	0

### Proposition 11 – State of Texas

Vote For 1

	TOTAL	VOTE %		Election Day	Early Voting	Ballots By Mail	Provision al	Limited Ballot
For	252	65.62%	<div><div></div></div>	108	133	11	0	0
Against	132	34.38%	<div><div></div></div>	72	54	6	0	0
Total Votes Cast	384	100.00%	<div><div></div></div>	180	187	17	0	0
Overvotes	0			0	0	0	0	0
Undervotes	31			16	14	1	0	0
Contest Totals	415			196	201	18	0	0

### Proposition 12 – State of Texas

Vote For 1

	TOTAL	VOTE %		Election Day	Early Voting	Ballots By Mail	Provision al	Limited Ballot
For	211	57.65%	<div><div></div></div>	93	109	9	0	0
Against	155	42.35%	<div><div></div></div>	80	67	8	0	0
Total Votes Cast	366	100.00%	<div><div></div></div>	173	176	17	0	0
Overvotes	0			0	0	0	0	0
Undervotes	49			23	25	1	0	0
Contest Totals	415			196	201	18	0	0

## PCT 211

### Proposition 13 – State of Texas

Vote For 1

	TOTAL	VOTE %		Election Day	Early Voting	Ballots By Mail	Provisional	Limited Ballot
For	133	33.93%	<div><div></div></div>	60	70	3	0	0
Against	259	66.07%	<div><div></div></div>	128	116	15	0	0
Total Votes Cast	392	100.00%	<div><div></div></div>	188	186	18	0	0
Overvotes	0			0	0	0	0	0
Undervotes	23			8	15	0	0	0
Contest Totals	415			196	201	18	0	0

### Proposition 14 – State of Texas

Vote For 1

	TOTAL	VOTE %		Election Day	Early Voting	Ballots By Mail	Provisional	Limited Ballot
For	302	75.12%	<div><div></div></div>	141	151	10	0	0
Against	100	24.88%	<div><div></div></div>	49	44	7	0	0
Total Votes Cast	402	100.00%	<div><div></div></div>	190	195	17	0	0
Overvotes	0			0	0	0	0	0
Undervotes	13			6	6	1	0	0
Contest Totals	415			196	201	18	0	0

### Proposition A – Collin County

Vote For 1

	TOTAL	VOTE %		Election Day	Early Voting	Ballots By Mail	Provisional	Limited Ballot
For	224	56.85%	<div><div></div></div>	94	120	10	0	0
Against	170	43.15%	<div><div></div></div>	91	71	8	0	0
Total Votes Cast	394	100.00%	<div><div></div></div>	185	191	18	0	0
Overvotes	0			0	0	0	0	0
Undervotes	21			11	10	0	0	0
Contest Totals	415			196	201	18	0	0

### Proposition B – Collin County

Vote For 1

	TOTAL	VOTE %		Election Day	Early Voting	Ballots By Mail	Provisional	Limited Ballot
For	262	65.83%	<div><div></div></div>	123	127	12	0	0
Against	136	34.17%	<div><div></div></div>	64	66	6	0	0
Total Votes Cast	398	100.00%	<div><div></div></div>	187	193	18	0	0
Overvotes	0			0	0	0	0	0
Undervotes	17			9	8	0	0	0
Contest Totals	415			196	201	18	0	0



## PCT 211

### Proposition C – Collin County

Vote For 1

	TOTAL	VOTE %		Election Day	Early Voting	Ballots By Mail	Provisional	Limited Ballot
For	213	54.48%	<div><div></div></div>	97	109	7	0	0
Against	178	45.52%	<div><div></div></div>	86	81	11	0	0
Total Votes Cast	391	100.00%	<div><div></div></div>	183	190	18	0	0
Overvotes	0			0	0	0	0	0
Undervotes	24			13	11	0	0	0
Contest Totals	415			196	201	18	0	0

### Proposition D – Collin County

Vote For 1

	TOTAL	VOTE %		Election Day	Early Voting	Ballots By Mail	Provisional	Limited Ballot
For	254	63.98%	<div><div></div></div>	127	119	8	0	0
Against	143	36.02%	<div><div></div></div>	62	72	9	0	0
Total Votes Cast	397	100.00%	<div><div></div></div>	189	191	17	0	0
Overvotes	0			0	0	0	0	0
Undervotes	18			7	10	1	0	0
Contest Totals	415			196	201	18	0	0

### Proposition E – Collin County

Vote For 1

	TOTAL	VOTE %		Election Day	Early Voting	Ballots By Mail	Provisional	Limited Ballot
For	304	75.06%	<div><div></div></div>	140	152	12	0	0
Against	101	24.94%	<div><div></div></div>	50	45	6	0	0
Total Votes Cast	405	100.00%	<div><div></div></div>	190	197	18	0	0
Overvotes	0			0	0	0	0	0
Undervotes	10			6	4	0	0	0
Contest Totals	415			196	201	18	0	0

## PCT 212

### Proposition 1 – State of Texas

Vote For 1

	TOTAL	VOTE %		Election Day	Early Voting	Ballots By Mail	Provision al	Limited Ballot
For	305	70.28%	<div><div></div></div>	204	94	7	0	0
Against	129	29.72%	<div><div></div></div>	70	58	1	0	0
Total Votes Cast	434	100.00%	<div><div></div></div>	274	152	8	0	0
Overvotes	0			0	0	0	0	0
Undervotes	6			5	1	0	0	0
Contest Totals	440			279	153	8	0	0

### Proposition 2 – State of Texas

Vote For 1

	TOTAL	VOTE %		Election Day	Early Voting	Ballots By Mail	Provision al	Limited Ballot
For	288	66.82%	<div><div></div></div>	187	96	5	0	0
Against	143	33.18%	<div><div></div></div>	85	55	3	0	0
Total Votes Cast	431	100.00%	<div><div></div></div>	272	151	8	0	0
Overvotes	0			0	0	0	0	0
Undervotes	9			7	2	0	0	0
Contest Totals	440			279	153	8	0	0

### Proposition 3 – State of Texas

Vote For 1

	TOTAL	VOTE %		Election Day	Early Voting	Ballots By Mail	Provision al	Limited Ballot
For	272	63.70%	<div><div></div></div>	176	93	3	0	0
Against	155	36.30%	<div><div></div></div>	92	58	5	0	0
Total Votes Cast	427	100.00%	<div><div></div></div>	268	151	8	0	0
Overvotes	0			0	0	0	0	0
Undervotes	13			11	2	0	0	0
Contest Totals	440			279	153	8	0	0

### Proposition 4 – State of Texas

Vote For 1

	TOTAL	VOTE %		Election Day	Early Voting	Ballots By Mail	Provision al	Limited Ballot
For	351	81.06%	<div><div></div></div>	227	118	6	0	0
Against	82	18.94%	<div><div></div></div>	46	34	2	0	0
Total Votes Cast	433	100.00%	<div><div></div></div>	273	152	8	0	0
Overvotes	0			0	0	0	0	0
Undervotes	7			6	1	0	0	0
Contest Totals	440			279	153	8	0	0

## PCT 212

### Proposition 5 – State of Texas

Vote For 1

	TOTAL	VOTE %		Election Day	Early Voting	Ballots By Mail	Provisional	Limited Ballot
For	323	75.12%	<div><div></div></div>	202	114	7	0	0
Against	107	24.88%	<div><div></div></div>	69	37	1	0	0
Total Votes Cast	430	100.00%	<div><div></div></div>	271	151	8	0	0
Overvotes	0			0	0	0	0	0
Undervotes	10			8	2	0	0	0
Contest Totals	440			279	153	8	0	0

### Proposition 6 – State of Texas

Vote For 1

	TOTAL	VOTE %		Election Day	Early Voting	Ballots By Mail	Provisional	Limited Ballot
For	356	81.84%	<div><div></div></div>	228	122	6	0	0
Against	79	18.16%	<div><div></div></div>	47	30	2	0	0
Total Votes Cast	435	100.00%	<div><div></div></div>	275	152	8	0	0
Overvotes	0			0	0	0	0	0
Undervotes	5			4	1	0	0	0
Contest Totals	440			279	153	8	0	0

### Proposition 7 – State of Texas

Vote For 1

	TOTAL	VOTE %		Election Day	Early Voting	Ballots By Mail	Provisional	Limited Ballot
For	282	64.53%	<div><div></div></div>	183	96	3	0	0
Against	155	35.47%	<div><div></div></div>	94	56	5	0	0
Total Votes Cast	437	100.00%	<div><div></div></div>	277	152	8	0	0
Overvotes	0			0	0	0	0	0
Undervotes	3			2	1	0	0	0
Contest Totals	440			279	153	8	0	0

### Proposition 8 – State of Texas

Vote For 1

	TOTAL	VOTE %		Election Day	Early Voting	Ballots By Mail	Provisional	Limited Ballot
For	344	79.26%	<div><div></div></div>	219	119	6	0	0
Against	90	20.74%	<div><div></div></div>	56	32	2	0	0
Total Votes Cast	434	100.00%	<div><div></div></div>	275	151	8	0	0
Overvotes	0			0	0	0	0	0
Undervotes	6			4	2	0	0	0
Contest Totals	440			279	153	8	0	0

## PCT 212

### Proposition 9 – State of Texas

Vote For 1

	TOTAL	VOTE %		Election Day	Early Voting	Ballots By Mail	Provisional	Limited Ballot
For	369	86.01%	<div><div></div></div>	237	124	8	0	0
Against	60	13.99%	<div><div></div></div>	33	27	0	0	0
Total Votes Cast	429	100.00%	<div><div></div></div>	270	151	8	0	0
Overvotes	0			0	0	0	0	0
Undervotes	11			9	2	0	0	0
Contest Totals	440			279	153	8	0	0

### Proposition 10 – State of Texas

Vote For 1

	TOTAL	VOTE %		Election Day	Early Voting	Ballots By Mail	Provisional	Limited Ballot
For	220	52.26%	<div><div></div></div>	140	76	4	0	0
Against	201	47.74%	<div><div></div></div>	123	74	4	0	0
Total Votes Cast	421	100.00%	<div><div></div></div>	263	150	8	0	0
Overvotes	0			0	0	0	0	0
Undervotes	19			16	3	0	0	0
Contest Totals	440			279	153	8	0	0

### Proposition 11 – State of Texas

Vote For 1

	TOTAL	VOTE %		Election Day	Early Voting	Ballots By Mail	Provisional	Limited Ballot
For	278	67.80%	<div><div></div></div>	178	95	5	0	0
Against	132	32.20%	<div><div></div></div>	78	51	3	0	0
Total Votes Cast	410	100.00%	<div><div></div></div>	256	146	8	0	0
Overvotes	0			0	0	0	0	0
Undervotes	30			23	7	0	0	0
Contest Totals	440			279	153	8	0	0

### Proposition 12 – State of Texas

Vote For 1

	TOTAL	VOTE %		Election Day	Early Voting	Ballots By Mail	Provisional	Limited Ballot
For	197	50.77%	<div><div></div></div>	133	59	5	0	0
Against	191	49.23%	<div><div></div></div>	108	82	1	0	0
Total Votes Cast	388	100.00%	<div><div></div></div>	241	141	6	0	0
Overvotes	0			0	0	0	0	0
Undervotes	52			38	12	2	0	0
Contest Totals	440			279	153	8	0	0

## PCT 212

### Proposition 13 – State of Texas

Vote For 1

	TOTAL	VOTE %		Election Day	Early Voting	Ballots By Mail	Provisional	Limited Ballot
For	134	31.02%	<div><div></div></div>	80	52	2	0	0
Against	298	68.98%	<div><div></div></div>	192	100	6	0	0
Total Votes Cast	432	100.00%	<div><div></div></div>	272	152	8	0	0
Overvotes	0			0	0	0	0	0
Undervotes	8			7	1	0	0	0
Contest Totals	440			279	153	8	0	0

### Proposition 14 – State of Texas

Vote For 1

	TOTAL	VOTE %		Election Day	Early Voting	Ballots By Mail	Provisional	Limited Ballot
For	355	81.42%	<div><div></div></div>	226	123	6	0	0
Against	81	18.58%	<div><div></div></div>	50	29	2	0	0
Total Votes Cast	436	100.00%	<div><div></div></div>	276	152	8	0	0
Overvotes	0			0	0	0	0	0
Undervotes	4			3	1	0	0	0
Contest Totals	440			279	153	8	0	0

### Proposition A – Collin County

Vote For 1

	TOTAL	VOTE %		Election Day	Early Voting	Ballots By Mail	Provisional	Limited Ballot
For	241	55.92%	<div><div></div></div>	159	78	4	0	0
Against	190	44.08%	<div><div></div></div>	113	73	4	0	0
Total Votes Cast	431	100.00%	<div><div></div></div>	272	151	8	0	0
Overvotes	0			0	0	0	0	0
Undervotes	9			7	2	0	0	0
Contest Totals	440			279	153	8	0	0

### Proposition B – Collin County

Vote For 1

	TOTAL	VOTE %		Election Day	Early Voting	Ballots By Mail	Provisional	Limited Ballot
For	286	66.51%	<div><div></div></div>	173	107	6	0	0
Against	144	33.49%	<div><div></div></div>	98	44	2	0	0
Total Votes Cast	430	100.00%	<div><div></div></div>	271	151	8	0	0
Overvotes	0			0	0	0	0	0
Undervotes	10			8	2	0	0	0
Contest Totals	440			279	153	8	0	0

## PCT 212

### Proposition C – Collin County

Vote For 1

	TOTAL	VOTE %		Election Day	Early Voting	Ballots By Mail	Provisional	Limited Ballot
For	245	57.65%	<div><div></div></div>	160	82	3	0	0
Against	180	42.35%	<div><div></div></div>	106	69	5	0	0
Total Votes Cast	425	100.00%	<div><div></div></div>	266	151	8	0	0
Overvotes	0			0	0	0	0	0
Undervotes	15			13	2	0	0	0
Contest Totals	440			279	153	8	0	0

### Proposition D – Collin County

Vote For 1

	TOTAL	VOTE %		Election Day	Early Voting	Ballots By Mail	Provisional	Limited Ballot
For	299	69.70%	<div><div></div></div>	190	103	6	0	0
Against	130	30.30%	<div><div></div></div>	79	49	2	0	0
Total Votes Cast	429	100.00%	<div><div></div></div>	269	152	8	0	0
Overvotes	0			0	0	0	0	0
Undervotes	11			10	1	0	0	0
Contest Totals	440			279	153	8	0	0

### Proposition E – Collin County

Vote For 1

	TOTAL	VOTE %		Election Day	Early Voting	Ballots By Mail	Provisional	Limited Ballot
For	327	75.35%	<div><div></div></div>	211	110	6	0	0
Against	107	24.65%	<div><div></div></div>	64	41	2	0	0
Total Votes Cast	434	100.00%	<div><div></div></div>	275	151	8	0	0
Overvotes	0			0	0	0	0	0
Undervotes	6			4	2	0	0	0
Contest Totals	440			279	153	8	0	0

## PCT 213

### Proposition 1 – State of Texas

Vote For 1

	TOTAL	VOTE %		Election Day	Early Voting	Ballots By Mail	Provision al	Limited Ballot
For	264	78.57%	<div><div></div></div>	155	106	3	0	0
Against	72	21.43%	<div><div></div></div>	44	28	0	0	0
Total Votes Cast	336	100.00%	<div><div></div></div>	199	134	3	0	0
Overvotes	0			0	0	0	0	0
Undervotes	3			1	2	0	0	0
Contest Totals	339			200	136	3	0	0

### Proposition 2 – State of Texas

Vote For 1

	TOTAL	VOTE %		Election Day	Early Voting	Ballots By Mail	Provision al	Limited Ballot
For	220	67.28%	<div><div></div></div>	132	86	2	0	0
Against	107	32.72%	<div><div></div></div>	65	41	1	0	0
Total Votes Cast	327	100.00%	<div><div></div></div>	197	127	3	0	0
Overvotes	0			0	0	0	0	0
Undervotes	12			3	9	0	0	0
Contest Totals	339			200	136	3	0	0

### Proposition 3 – State of Texas

Vote For 1

	TOTAL	VOTE %		Election Day	Early Voting	Ballots By Mail	Provision al	Limited Ballot
For	212	65.03%	<div><div></div></div>	123	86	3	0	0
Against	114	34.97%	<div><div></div></div>	72	42	0	0	0
Total Votes Cast	326	100.00%	<div><div></div></div>	195	128	3	0	0
Overvotes	0			0	0	0	0	0
Undervotes	13			5	8	0	0	0
Contest Totals	339			200	136	3	0	0

### Proposition 4 – State of Texas

Vote For 1

	TOTAL	VOTE %		Election Day	Early Voting	Ballots By Mail	Provision al	Limited Ballot
For	265	81.54%	<div><div></div></div>	162	100	3	0	0
Against	60	18.46%	<div><div></div></div>	33	27	0	0	0
Total Votes Cast	325	100.00%	<div><div></div></div>	195	127	3	0	0
Overvotes	0			0	0	0	0	0
Undervotes	14			5	9	0	0	0
Contest Totals	339			200	136	3	0	0

## PCT 213

### Proposition 5 – State of Texas

Vote For 1

	TOTAL	VOTE %		Election Day	Early Voting	Ballots By Mail	Provisional	Limited Ballot
For	226	69.33%	<div><div></div></div>	131	93	2	0	0
Against	100	30.67%	<div><div></div></div>	66	33	1	0	0
Total Votes Cast	326	100.00%	<div><div></div></div>	197	126	3	0	0
Overvotes	0			0	0	0	0	0
Undervotes	13			3	10	0	0	0
Contest Totals	339			200	136	3	0	0

### Proposition 6 – State of Texas

Vote For 1

	TOTAL	VOTE %		Election Day	Early Voting	Ballots By Mail	Provisional	Limited Ballot
For	269	81.52%	<div><div></div></div>	158	108	3	0	0
Against	61	18.48%	<div><div></div></div>	38	23	0	0	0
Total Votes Cast	330	100.00%	<div><div></div></div>	196	131	3	0	0
Overvotes	0			0	0	0	0	0
Undervotes	9			4	5	0	0	0
Contest Totals	339			200	136	3	0	0

### Proposition 7 – State of Texas

Vote For 1

	TOTAL	VOTE %		Election Day	Early Voting	Ballots By Mail	Provisional	Limited Ballot
For	224	67.07%	<div><div></div></div>	135	86	3	0	0
Against	110	32.93%	<div><div></div></div>	62	48	0	0	0
Total Votes Cast	334	100.00%	<div><div></div></div>	197	134	3	0	0
Overvotes	0			0	0	0	0	0
Undervotes	5			3	2	0	0	0
Contest Totals	339			200	136	3	0	0

### Proposition 8 – State of Texas

Vote For 1

	TOTAL	VOTE %		Election Day	Early Voting	Ballots By Mail	Provisional	Limited Ballot
For	245	74.47%	<div><div></div></div>	145	97	3	0	0
Against	84	25.53%	<div><div></div></div>	50	34	0	0	0
Total Votes Cast	329	100.00%	<div><div></div></div>	195	131	3	0	0
Overvotes	0			0	0	0	0	0
Undervotes	10			5	5	0	0	0
Contest Totals	339			200	136	3	0	0



## PCT 213

### Proposition 9 – State of Texas

Vote For 1

	TOTAL	VOTE %		Election Day	Early Voting	Ballots By Mail	Provisional	Limited Ballot
For	290	86.57%	<div><div></div></div>	176	111	3	0	0
Against	45	13.43%	<div><div></div></div>	23	22	0	0	0
Total Votes Cast	335	100.00%	<div><div></div></div>	199	133	3	0	0
Overvotes	0			0	0	0	0	0
Undervotes	4			1	3	0	0	0
Contest Totals	339			200	136	3	0	0

### Proposition 10 – State of Texas

Vote For 1

	TOTAL	VOTE %		Election Day	Early Voting	Ballots By Mail	Provisional	Limited Ballot
For	172	53.25%	<div><div></div></div>	97	72	3	0	0
Against	151	46.75%	<div><div></div></div>	97	54	0	0	0
Total Votes Cast	323	100.00%	<div><div></div></div>	194	126	3	0	0
Overvotes	0			0	0	0	0	0
Undervotes	16			6	10	0	0	0
Contest Totals	339			200	136	3	0	0

### Proposition 11 – State of Texas

Vote For 1

	TOTAL	VOTE %		Election Day	Early Voting	Ballots By Mail	Provisional	Limited Ballot
For	212	67.52%	<div><div></div></div>	131	79	2	0	0
Against	102	32.48%	<div><div></div></div>	57	45	0	0	0
Total Votes Cast	314	100.00%	<div><div></div></div>	188	124	2	0	0
Overvotes	0			0	0	0	0	0
Undervotes	25			12	12	1	0	0
Contest Totals	339			200	136	3	0	0

### Proposition 12 – State of Texas

Vote For 1

	TOTAL	VOTE %		Election Day	Early Voting	Ballots By Mail	Provisional	Limited Ballot
For	156	54.55%	<div><div></div></div>	94	60	2	0	0
Against	130	45.45%	<div><div></div></div>	80	50	0	0	0
Total Votes Cast	286	100.00%	<div><div></div></div>	174	110	2	0	0
Overvotes	0			0	0	0	0	0
Undervotes	53			26	26	1	0	0
Contest Totals	339			200	136	3	0	0

## PCT 213

### Proposition 13 – State of Texas

Vote For 1

	TOTAL	VOTE %		Election Day	Early Voting	Ballots By Mail	Provisional	Limited Ballot
For	118	36.88%	<div><div></div></div>	59	59	0	0	0
Against	202	63.12%	<div><div></div></div>	133	66	3	0	0
Total Votes Cast	320	100.00%	<div><div></div></div>	192	125	3	0	0
Overvotes	0			0	0	0	0	0
Undervotes	19			8	11	0	0	0
Contest Totals	339			200	136	3	0	0

### Proposition 14 – State of Texas

Vote For 1

	TOTAL	VOTE %		Election Day	Early Voting	Ballots By Mail	Provisional	Limited Ballot
For	269	80.78%	<div><div></div></div>	160	106	3	0	0
Against	64	19.22%	<div><div></div></div>	38	26	0	0	0
Total Votes Cast	333	100.00%	<div><div></div></div>	198	132	3	0	0
Overvotes	0			0	0	0	0	0
Undervotes	6			2	4	0	0	0
Contest Totals	339			200	136	3	0	0

### Proposition A – Collin County

Vote For 1

	TOTAL	VOTE %		Election Day	Early Voting	Ballots By Mail	Provisional	Limited Ballot
For	172	52.92%	<div><div></div></div>	99	71	2	0	0
Against	153	47.08%	<div><div></div></div>	93	59	1	0	0
Total Votes Cast	325	100.00%	<div><div></div></div>	192	130	3	0	0
Overvotes	0			0	0	0	0	0
Undervotes	14			8	6	0	0	0
Contest Totals	339			200	136	3	0	0

### Proposition B – Collin County

Vote For 1

	TOTAL	VOTE %		Election Day	Early Voting	Ballots By Mail	Provisional	Limited Ballot
For	214	65.44%	<div><div></div></div>	125	88	1	0	0
Against	113	34.56%	<div><div></div></div>	68	43	2	0	0
Total Votes Cast	327	100.00%	<div><div></div></div>	193	131	3	0	0
Overvotes	0			0	0	0	0	0
Undervotes	12			7	5	0	0	0
Contest Totals	339			200	136	3	0	0

## PCT 213

### Proposition C – Collin County

Vote For 1

	TOTAL	VOTE %		Election Day	Early Voting	Ballots By Mail	Provisional	Limited Ballot
For	183	56.83%	<div><div></div></div>	106	77	0	0	0
Against	139	43.17%	<div><div></div></div>	84	52	3	0	0
Total Votes Cast	322	100.00%	<div><div></div></div>	190	129	3	0	0
Overvotes	0			0	0	0	0	0
Undervotes	17			10	7	0	0	0
Contest Totals	339			200	136	3	0	0

### Proposition D – Collin County

Vote For 1

	TOTAL	VOTE %		Election Day	Early Voting	Ballots By Mail	Provisional	Limited Ballot
For	242	73.56%	<div><div></div></div>	144	97	1	0	0
Against	87	26.44%	<div><div></div></div>	49	36	2	0	0
Total Votes Cast	329	100.00%	<div><div></div></div>	193	133	3	0	0
Overvotes	0			0	0	0	0	0
Undervotes	10			7	3	0	0	0
Contest Totals	339			200	136	3	0	0

### Proposition E – Collin County

Vote For 1

	TOTAL	VOTE %		Election Day	Early Voting	Ballots By Mail	Provisional	Limited Ballot
For	256	77.11%	<div><div></div></div>	150	103	3	0	0
Against	76	22.89%	<div><div></div></div>	45	31	0	0	0
Total Votes Cast	332	100.00%	<div><div></div></div>	195	134	3	0	0
Overvotes	0			0	0	0	0	0
Undervotes	7			5	2	0	0	0
Contest Totals	339			200	136	3	0	0

## PCT 214

### Proposition 1 – State of Texas

Vote For 1

	TOTAL	VOTE %		Election Day	Early Voting	Ballots By Mail	Provisional	Limited Ballot
For	911	85.62%	<div><div></div></div>	271	632	8	0	0
Against	153	14.38%	<div><div></div></div>	51	100	2	0	0
Total Votes Cast	1,064	100.00%	<div><div></div></div>	322	732	10	0	0
Overvotes	0			0	0	0	0	0
Undervotes	35			8	27	0	0	0
Contest Totals	1,099			330	759	10	0	0

### Proposition 2 – State of Texas

Vote For 1

	TOTAL	VOTE %		Election Day	Early Voting	Ballots By Mail	Provisional	Limited Ballot
For	648	63.65%	<div><div></div></div>	180	460	8	0	0
Against	370	36.35%	<div><div></div></div>	129	239	2	0	0
Total Votes Cast	1,018	100.00%	<div><div></div></div>	309	699	10	0	0
Overvotes	0			0	0	0	0	0
Undervotes	81			21	60	0	0	0
Contest Totals	1,099			330	759	10	0	0

### Proposition 3 – State of Texas

Vote For 1

	TOTAL	VOTE %		Election Day	Early Voting	Ballots By Mail	Provisional	Limited Ballot
For	857	82.80%	<div><div></div></div>	261	586	10	0	0
Against	178	17.20%	<div><div></div></div>	55	123	0	0	0
Total Votes Cast	1,035	100.00%	<div><div></div></div>	316	709	10	0	0
Overvotes	0			0	0	0	0	0
Undervotes	64			14	50	0	0	0
Contest Totals	1,099			330	759	10	0	0

### Proposition 4 – State of Texas

Vote For 1

	TOTAL	VOTE %		Election Day	Early Voting	Ballots By Mail	Provisional	Limited Ballot
For	926	89.90%	<div><div></div></div>	285	631	10	0	0
Against	104	10.10%	<div><div></div></div>	27	77	0	0	0
Total Votes Cast	1,030	100.00%	<div><div></div></div>	312	708	10	0	0
Overvotes	0			0	0	0	0	0
Undervotes	69			18	51	0	0	0
Contest Totals	1,099			330	759	10	0	0

## PCT 214

### Proposition 5 – State of Texas

Vote For 1

	TOTAL	VOTE %		Election Day	Early Voting	Ballots By Mail	Provisional	Limited Ballot
For	700	67.50%	<div><div></div></div>	183	509	8	0	0
Against	337	32.50%	<div><div></div></div>	130	206	1	0	0
Total Votes Cast	1,037	100.00%	<div><div></div></div>	313	715	9	0	0
Overvotes	0			0	0	0	0	0
Undervotes	62			17	44	1	0	0
Contest Totals	1,099			330	759	10	0	0

### Proposition 6 – State of Texas

Vote For 1

	TOTAL	VOTE %		Election Day	Early Voting	Ballots By Mail	Provisional	Limited Ballot
For	856	81.99%	<div><div></div></div>	243	603	10	0	0
Against	188	18.01%	<div><div></div></div>	74	114	0	0	0
Total Votes Cast	1,044	100.00%	<div><div></div></div>	317	717	10	0	0
Overvotes	0			0	0	0	0	0
Undervotes	55			13	42	0	0	0
Contest Totals	1,099			330	759	10	0	0

### Proposition 7 – State of Texas

Vote For 1

	TOTAL	VOTE %		Election Day	Early Voting	Ballots By Mail	Provisional	Limited Ballot
For	792	75.72%	<div><div></div></div>	228	554	10	0	0
Against	254	24.28%	<div><div></div></div>	89	165	0	0	0
Total Votes Cast	1,046	100.00%	<div><div></div></div>	317	719	10	0	0
Overvotes	0			0	0	0	0	0
Undervotes	53			13	40	0	0	0
Contest Totals	1,099			330	759	10	0	0

### Proposition 8 – State of Texas

Vote For 1

	TOTAL	VOTE %		Election Day	Early Voting	Ballots By Mail	Provisional	Limited Ballot
For	747	72.45%	<div><div></div></div>	209	530	8	0	0
Against	284	27.55%	<div><div></div></div>	108	174	2	0	0
Total Votes Cast	1,031	100.00%	<div><div></div></div>	317	704	10	0	0
Overvotes	0			0	0	0	0	0
Undervotes	68			13	55	0	0	0
Contest Totals	1,099			330	759	10	0	0

## PCT 214

### Proposition 9 – State of Texas

Vote For 1

	TOTAL	VOTE %		Election Day	Early Voting	Ballots By Mail	Provision al	Limited Ballot
For	816	77.57%	<div><div></div></div>	220	588	8	0	0
Against	236	22.43%	<div><div></div></div>	96	138	2	0	0
Total Votes Cast	1,052	100.00%	<div><div></div></div>	316	726	10	0	0
Overvotes	0			0	0	0	0	0
Undervotes	47			14	33	0	0	0
Contest Totals	1,099			330	759	10	0	0

### Proposition 10 – State of Texas

Vote For 1

	TOTAL	VOTE %		Election Day	Early Voting	Ballots By Mail	Provision al	Limited Ballot
For	599	58.90%	<div><div></div></div>	154	438	7	0	0
Against	418	41.10%	<div><div></div></div>	156	259	3	0	0
Total Votes Cast	1,017	100.00%	<div><div></div></div>	310	697	10	0	0
Overvotes	0			0	0	0	0	0
Undervotes	82			20	62	0	0	0
Contest Totals	1,099			330	759	10	0	0

### Proposition 11 – State of Texas

Vote For 1

	TOTAL	VOTE %		Election Day	Early Voting	Ballots By Mail	Provision al	Limited Ballot
For	579	60.00%	<div><div></div></div>	142	429	8	0	0
Against	386	40.00%	<div><div></div></div>	150	236	0	0	0
Total Votes Cast	965	100.00%	<div><div></div></div>	292	665	8	0	0
Overvotes	0			0	0	0	0	0
Undervotes	134			38	94	2	0	0
Contest Totals	1,099			330	759	10	0	0

### Proposition 12 – State of Texas

Vote For 1

	TOTAL	VOTE %		Election Day	Early Voting	Ballots By Mail	Provision al	Limited Ballot
For	542	60.16%	<div><div></div></div>	155	379	8	0	0
Against	359	39.84%	<div><div></div></div>	120	239	0	0	0
Total Votes Cast	901	100.00%	<div><div></div></div>	275	618	8	0	0
Overvotes	0			0	0	0	0	0
Undervotes	198			55	141	2	0	0
Contest Totals	1,099			330	759	10	0	0

## PCT 214

### Proposition 13 – State of Texas

Vote For 1

	TOTAL	VOTE %		Election Day	Early Voting	Ballots By Mail	Provisional	Limited Ballot
For	430	42.83%	<div><div></div></div>	118	306	6	0	0
Against	574	57.17%	<div><div></div></div>	191	381	2	0	0
Total Votes Cast	1,004	100.00%	<div><div></div></div>	309	687	8	0	0
Overvotes	0			0	0	0	0	0
Undervotes	95			21	72	2	0	0
Contest Totals	1,099			330	759	10	0	0

### Proposition 14 – State of Texas

Vote For 1

	TOTAL	VOTE %		Election Day	Early Voting	Ballots By Mail	Provisional	Limited Ballot
For	785	76.51%	<div><div></div></div>	224	555	6	0	0
Against	241	23.49%	<div><div></div></div>	89	150	2	0	0
Total Votes Cast	1,026	100.00%	<div><div></div></div>	313	705	8	0	0
Overvotes	0			0	0	0	0	0
Undervotes	73			17	54	2	0	0
Contest Totals	1,099			330	759	10	0	0

### Proposition A – Collin County

Vote For 1

	TOTAL	VOTE %		Election Day	Early Voting	Ballots By Mail	Provisional	Limited Ballot
For	592	56.17%	<div><div></div></div>	147	440	5	0	0
Against	462	43.83%	<div><div></div></div>	169	290	3	0	0
Total Votes Cast	1,054	100.00%	<div><div></div></div>	316	730	8	0	0
Overvotes	0			0	0	0	0	0
Undervotes	45			14	29	2	0	0
Contest Totals	1,099			330	759	10	0	0

### Proposition B – Collin County

Vote For 1

	TOTAL	VOTE %		Election Day	Early Voting	Ballots By Mail	Provisional	Limited Ballot
For	630	60.58%	<div><div></div></div>	163	460	7	0	0
Against	410	39.42%	<div><div></div></div>	148	261	1	0	0
Total Votes Cast	1,040	100.00%	<div><div></div></div>	311	721	8	0	0
Overvotes	0			0	0	0	0	0
Undervotes	59			19	38	2	0	0
Contest Totals	1,099			330	759	10	0	0

## PCT 214

### Proposition C – Collin County

Vote For 1

	TOTAL	VOTE %		Election Day	Early Voting	Ballots By Mail	Provisional	Limited Ballot
For	574	56.05%	<div><div></div></div>	140	429	5	0	0
Against	450	43.95%	<div><div></div></div>	167	280	3	0	0
Total Votes Cast	1,024	100.00%	<div><div></div></div>	307	709	8	0	0
Overvotes	0			0	0	0	0	0
Undervotes	75			23	50	2	0	0
Contest Totals	1,099			330	759	10	0	0

### Proposition D – Collin County

Vote For 1

	TOTAL	VOTE %		Election Day	Early Voting	Ballots By Mail	Provisional	Limited Ballot
For	678	64.94%	<div><div></div></div>	177	496	5	0	0
Against	366	35.06%	<div><div></div></div>	137	226	3	0	0
Total Votes Cast	1,044	100.00%	<div><div></div></div>	314	722	8	0	0
Overvotes	0			0	0	0	0	0
Undervotes	55			16	37	2	0	0
Contest Totals	1,099			330	759	10	0	0

### Proposition E – Collin County

Vote For 1

	TOTAL	VOTE %		Election Day	Early Voting	Ballots By Mail	Provisional	Limited Ballot
For	781	74.38%	<div><div></div></div>	203	571	7	0	0
Against	269	25.62%	<div><div></div></div>	114	154	1	0	0
Total Votes Cast	1,050	100.00%	<div><div></div></div>	317	725	8	0	0
Overvotes	0			0	0	0	0	0
Undervotes	49			13	34	2	0	0
Contest Totals	1,099			330	759	10	0	0

### Proposition A – Prosper ISD

Vote For 1

	TOTAL	VOTE %		Election Day	Early Voting	Ballots By Mail	Provisional	Limited Ballot
FOR	701	64.43%	<div><div></div></div>	187	509	5	0	0
AGAINST	387	35.57%	<div><div></div></div>	138	246	3	0	0
Total Votes Cast	1,088	100.00%	<div><div></div></div>	325	755	8	0	0
Overvotes	0			0	0	0	0	0
Undervotes	11			5	4	2	0	0
Contest Totals	1,099			330	759	10	0	0



## PCT 214

### Proposition B – Prosper ISD

Vote For 1

	TOTAL	VOTE %		Election Day	Early Voting	Ballots By Mail	Provisional	Limited Ballot
FOR	692	63.78%	<div><div></div></div>	182	505	5	0	0
AGAINST	393	36.22%	<div><div></div></div>	142	248	3	0	0
Total Votes Cast	1,085	100.00%	<div><div></div></div>	324	753	8	0	0
Overvotes	0			0	0	0	0	0
Undervotes	14			6	6	2	0	0
Contest Totals	1,099			330	759	10	0	0

### Proposition C – Prosper ISD

Vote For 1

	TOTAL	VOTE %		Election Day	Early Voting	Ballots By Mail	Provisional	Limited Ballot
FOR	478	44.06%	<div><div></div></div>	125	351	2	0	0
AGAINST	607	55.94%	<div><div></div></div>	200	401	6	0	0
Total Votes Cast	1,085	100.00%	<div><div></div></div>	325	752	8	0	0
Overvotes	0			0	0	0	0	0
Undervotes	14			5	7	2	0	0
Contest Totals	1,099			330	759	10	0	0

### Proposition D – Prosper ISD

Vote For 1

	TOTAL	VOTE %		Election Day	Early Voting	Ballots By Mail	Provisional	Limited Ballot
FOR	582	53.69%	<div><div></div></div>	149	430	3	0	0
AGAINST	502	46.31%	<div><div></div></div>	177	320	5	0	0
Total Votes Cast	1,084	100.00%	<div><div></div></div>	326	750	8	0	0
Overvotes	0			0	0	0	0	0
Undervotes	15			4	9	2	0	0
Contest Totals	1,099			330	759	10	0	0

## PCT 215

### Proposition 1 – State of Texas

Vote For 1

	TOTAL	VOTE %		Election Day	Early Voting	Ballots By Mail	Provisional	Limited Ballot
For	348	87.00%	<div><div></div></div>	142	199	7	0	0
Against	52	13.00%	<div><div></div></div>	23	28	1	0	0
Total Votes Cast	400	100.00%	<div><div></div></div>	165	227	8	0	0
Overvotes	0			0	0	0	0	0
Undervotes	21			13	8	0	0	0
Contest Totals	421			178	235	8	0	0

### Proposition 2 – State of Texas

Vote For 1

	TOTAL	VOTE %		Election Day	Early Voting	Ballots By Mail	Provisional	Limited Ballot
For	233	62.13%	<div><div></div></div>	89	142	2	0	0
Against	142	37.87%	<div><div></div></div>	61	75	6	0	0
Total Votes Cast	375	100.00%	<div><div></div></div>	150	217	8	0	0
Overvotes	0			0	0	0	0	0
Undervotes	46			28	18	0	0	0
Contest Totals	421			178	235	8	0	0

### Proposition 3 – State of Texas

Vote For 1

	TOTAL	VOTE %		Election Day	Early Voting	Ballots By Mail	Provisional	Limited Ballot
For	271	70.94%	<div><div></div></div>	105	162	4	0	0
Against	111	29.06%	<div><div></div></div>	49	59	3	0	0
Total Votes Cast	382	100.00%	<div><div></div></div>	154	221	7	0	0
Overvotes	0			0	0	0	0	0
Undervotes	39			24	14	1	0	0
Contest Totals	421			178	235	8	0	0

### Proposition 4 – State of Texas

Vote For 1

	TOTAL	VOTE %		Election Day	Early Voting	Ballots By Mail	Provisional	Limited Ballot
For	329	84.36%	<div><div></div></div>	140	185	4	0	0
Against	61	15.64%	<div><div></div></div>	22	36	3	0	0
Total Votes Cast	390	100.00%	<div><div></div></div>	162	221	7	0	0
Overvotes	0			0	0	0	0	0
Undervotes	31			16	14	1	0	0
Contest Totals	421			178	235	8	0	0

## PCT 215

### Proposition 5 – State of Texas

Vote For 1

	TOTAL	VOTE %		Election Day	Early Voting	Ballots By Mail	Provisional	Limited Ballot
For	215	57.03%	<div><div></div></div>	78	135	2	0	0
Against	162	42.97%	<div><div></div></div>	77	80	5	0	0
Total Votes Cast	377	100.00%	<div><div></div></div>	155	215	7	0	0
Overvotes	0			0	0	0	0	0
Undervotes	44			23	20	1	0	0
Contest Totals	421			178	235	8	0	0

### Proposition 6 – State of Texas

Vote For 1

	TOTAL	VOTE %		Election Day	Early Voting	Ballots By Mail	Provisional	Limited Ballot
For	298	76.80%	<div><div></div></div>	116	175	7	0	0
Against	90	23.20%	<div><div></div></div>	41	48	1	0	0
Total Votes Cast	388	100.00%	<div><div></div></div>	157	223	8	0	0
Overvotes	0			0	0	0	0	0
Undervotes	33			21	12	0	0	0
Contest Totals	421			178	235	8	0	0

### Proposition 7 – State of Texas

Vote For 1

	TOTAL	VOTE %		Election Day	Early Voting	Ballots By Mail	Provisional	Limited Ballot
For	270	69.95%	<div><div></div></div>	109	157	4	0	0
Against	116	30.05%	<div><div></div></div>	47	66	3	0	0
Total Votes Cast	386	100.00%	<div><div></div></div>	156	223	7	0	0
Overvotes	0			0	0	0	0	0
Undervotes	35			22	12	1	0	0
Contest Totals	421			178	235	8	0	0

### Proposition 8 – State of Texas

Vote For 1

	TOTAL	VOTE %		Election Day	Early Voting	Ballots By Mail	Provisional	Limited Ballot
For	271	70.94%	<div><div></div></div>	107	160	4	0	0
Against	111	29.06%	<div><div></div></div>	48	59	4	0	0
Total Votes Cast	382	100.00%	<div><div></div></div>	155	219	8	0	0
Overvotes	0			0	0	0	0	0
Undervotes	39			23	16	0	0	0
Contest Totals	421			178	235	8	0	0

## PCT 215

### Proposition 9 – State of Texas

Vote For 1

	TOTAL	VOTE %		Election Day	Early Voting	Ballots By Mail	Provisional	Limited Ballot
For	329	82.87%	<div><div></div></div>	132	191	6	0	0
Against	68	17.13%	<div><div></div></div>	35	31	2	0	0
Total Votes Cast	397	100.00%	<div><div></div></div>	167	222	8	0	0
Overvotes	0			0	0	0	0	0
Undervotes	24			11	13	0	0	0
Contest Totals	421			178	235	8	0	0

### Proposition 10 – State of Texas

Vote For 1

	TOTAL	VOTE %		Election Day	Early Voting	Ballots By Mail	Provisional	Limited Ballot
For	228	60.96%	<div><div></div></div>	79	145	4	0	0
Against	146	39.04%	<div><div></div></div>	70	72	4	0	0
Total Votes Cast	374	100.00%	<div><div></div></div>	149	217	8	0	0
Overvotes	0			0	0	0	0	0
Undervotes	47			29	18	0	0	0
Contest Totals	421			178	235	8	0	0

### Proposition 11 – State of Texas

Vote For 1

	TOTAL	VOTE %		Election Day	Early Voting	Ballots By Mail	Provisional	Limited Ballot
For	190	53.67%	<div><div></div></div>	72	117	1	0	0
Against	164	46.33%	<div><div></div></div>	71	87	6	0	0
Total Votes Cast	354	100.00%	<div><div></div></div>	143	204	7	0	0
Overvotes	0			0	0	0	0	0
Undervotes	67			35	31	1	0	0
Contest Totals	421			178	235	8	0	0

### Proposition 12 – State of Texas

Vote For 1

	TOTAL	VOTE %		Election Day	Early Voting	Ballots By Mail	Provisional	Limited Ballot
For	174	51.63%	<div><div></div></div>	64	108	2	0	0
Against	163	48.37%	<div><div></div></div>	72	85	6	0	0
Total Votes Cast	337	100.00%	<div><div></div></div>	136	193	8	0	0
Overvotes	0			0	0	0	0	0
Undervotes	84			42	42	0	0	0
Contest Totals	421			178	235	8	0	0

## PCT 215

### Proposition 13 – State of Texas

Vote For 1

	TOTAL	VOTE %		Election Day	Early Voting	Ballots By Mail	Provisional	Limited Ballot
For	137	35.77%	<div><div></div></div>	39	95	3	0	0
Against	246	64.23%	<div><div></div></div>	117	124	5	0	0
Total Votes Cast	383	100.00%	<div><div></div></div>	156	219	8	0	0
Overvotes	0			0	0	0	0	0
Undervotes	38			22	16	0	0	0
Contest Totals	421			178	235	8	0	0

### Proposition 14 – State of Texas

Vote For 1

	TOTAL	VOTE %		Election Day	Early Voting	Ballots By Mail	Provisional	Limited Ballot
For	279	73.23%	<div><div></div></div>	112	166	1	0	0
Against	102	26.77%	<div><div></div></div>	40	55	7	0	0
Total Votes Cast	381	100.00%	<div><div></div></div>	152	221	8	0	0
Overvotes	0			0	0	0	0	0
Undervotes	40			26	14	0	0	0
Contest Totals	421			178	235	8	0	0

### Proposition A – Collin County

Vote For 1

	TOTAL	VOTE %		Election Day	Early Voting	Ballots By Mail	Provisional	Limited Ballot
For	201	51.67%	<div><div></div></div>	69	127	5	0	0
Against	188	48.33%	<div><div></div></div>	93	92	3	0	0
Total Votes Cast	389	100.00%	<div><div></div></div>	162	219	8	0	0
Overvotes	0			0	0	0	0	0
Undervotes	32			16	16	0	0	0
Contest Totals	421			178	235	8	0	0

### Proposition B – Collin County

Vote For 1

	TOTAL	VOTE %		Election Day	Early Voting	Ballots By Mail	Provisional	Limited Ballot
For	234	60.47%	<div><div></div></div>	95	137	2	0	0
Against	153	39.53%	<div><div></div></div>	62	85	6	0	0
Total Votes Cast	387	100.00%	<div><div></div></div>	157	222	8	0	0
Overvotes	0			0	0	0	0	0
Undervotes	34			21	13	0	0	0
Contest Totals	421			178	235	8	0	0

## PCT 215

### Proposition C – Collin County

Vote For 1

	TOTAL	VOTE %		Election Day	Early Voting	Ballots By Mail	Provisional	Limited Ballot
For	186	49.47%	<div><div></div></div>	59	124	3	0	0
Against	190	50.53%	<div><div></div></div>	91	94	5	0	0
Total Votes Cast	376	100.00%	<div><div></div></div>	150	218	8	0	0
Overvotes	0			0	0	0	0	0
Undervotes	45			28	17	0	0	0
Contest Totals	421			178	235	8	0	0

### Proposition D – Collin County

Vote For 1

	TOTAL	VOTE %		Election Day	Early Voting	Ballots By Mail	Provisional	Limited Ballot
For	198	52.66%	<div><div></div></div>	80	117	1	0	0
Against	178	47.34%	<div><div></div></div>	70	101	7	0	0
Total Votes Cast	376	100.00%	<div><div></div></div>	150	218	8	0	0
Overvotes	0			0	0	0	0	0
Undervotes	45			28	17	0	0	0
Contest Totals	421			178	235	8	0	0

### Proposition E – Collin County

Vote For 1

	TOTAL	VOTE %		Election Day	Early Voting	Ballots By Mail	Provisional	Limited Ballot
For	281	71.87%	<div><div></div></div>	109	167	5	0	0
Against	110	28.13%	<div><div></div></div>	53	54	3	0	0
Total Votes Cast	391	100.00%	<div><div></div></div>	162	221	8	0	0
Overvotes	0			0	0	0	0	0
Undervotes	30			16	14	0	0	0
Contest Totals	421			178	235	8	0	0

### Councilmember, Place 3 – City of Princeton

Vote For 1

	TOTAL	VOTE %		Election Day	Early Voting	Ballots By Mail	Provisional	Limited Ballot
Terrance J. Gilmore	120	41.96%	<div><div></div></div>	54	66	0	0	0
Bryan Washington	166	58.04%	<div><div></div></div>	67	97	2	0	0
Total Votes Cast	286	100.00%	<div><div></div></div>	121	163	2	0	0
Overvotes	0			0	0	0	0	0
Undervotes	40			18	20	2	0	0
Contest Totals	326			139	183	4	0	0

## PCT 215

### Councilmember, Place 4 – City of Princeton

Vote For 1

	TOTAL	VOTE %		Election Day	Early Voting	Ballots By Mail	Provisional	Limited Ballot
Ryan Gerfers	198	100.00%	<div><div></div></div>	77	120	1	0	0
Total Votes Cast	198	100.00%	<div><div></div></div>	77	120	1	0	0
Overvotes	0			0	0	0	0	0
Undervotes	128			62	63	3	0	0
Contest Totals	326			139	183	4	0	0

### Councilmember, Place 5 – City of Princeton

Vote For 1

	TOTAL	VOTE %		Election Day	Early Voting	Ballots By Mail	Provisional	Limited Ballot
Steven Deffibaugh	212	100.00%	<div><div></div></div>	83	128	1	0	0
Total Votes Cast	212	100.00%	<div><div></div></div>	83	128	1	0	0
Overvotes	0			0	0	0	0	0
Undervotes	114			56	55	3	0	0
Contest Totals	326			139	183	4	0	0

### Councilmember, Place 6 – City of Princeton

Vote For 1

	TOTAL	VOTE %		Election Day	Early Voting	Ballots By Mail	Provisional	Limited Ballot
Ben Long	181	79.74%	<div><div></div></div>	77	102	2	0	0
Matthew Ickes	46	20.26%	<div><div></div></div>	18	28	0	0	0
Total Votes Cast	227	100.00%	<div><div></div></div>	95	130	2	0	0
Overvotes	0			0	0	0	0	0
Undervotes	99			44	53	2	0	0
Contest Totals	326			139	183	4	0	0

### Councilmember, Place 7 – City of Princeton

Vote For 1

	TOTAL	VOTE %		Election Day	Early Voting	Ballots By Mail	Provisional	Limited Ballot
Bruce Johnson	98	38.13%	<div><div></div></div>	45	52	1	0	0
Carolyn David-Graves	159	61.87%	<div><div></div></div>	62	96	1	0	0
Total Votes Cast	257	100.00%	<div><div></div></div>	107	148	2	0	0
Overvotes	0			0	0	0	0	0
Undervotes	69			32	35	2	0	0
Contest Totals	326			139	183	4	0	0

## PCT 215

### Proposition A – City of Princeton

Vote For 1

	TOTAL	VOTE %		Election Day	Early Voting	Ballots By Mail	Provisional	Limited Ballot
For	182	60.07%	<div><div></div></div>	77	104	1	0	0
Against	121	39.93%	<div><div></div></div>	51	67	3	0	0
Total Votes Cast	303	100.00%	<div><div></div></div>	128	171	4	0	0
Overvotes	0			0	0	0	0	0
Undervotes	23			11	12	0	0	0
Contest Totals	326			139	183	4	0	0

### Proposition B – City of Princeton

Vote For 1

	TOTAL	VOTE %		Election Day	Early Voting	Ballots By Mail	Provisional	Limited Ballot
For	203	64.65%	<div><div></div></div>	89	113	1	0	0
Against	111	35.35%	<div><div></div></div>	44	64	3	0	0
Total Votes Cast	314	100.00%	<div><div></div></div>	133	177	4	0	0
Overvotes	0			0	0	0	0	0
Undervotes	12			6	6	0	0	0
Contest Totals	326			139	183	4	0	0

### For School Trustees – Princeton ISD

Vote For 2

	TOTAL	VOTE %		Election Day	Early Voting	Ballots By Mail	Provisional	Limited Ballot
Starla Sharpe	160	31.43%	<div><div></div></div>	62	93	5	0	0
Chad Jones	143	28.09%	<div><div></div></div>	58	85	0	0	0
Cyndi Darland	145	28.49%	<div><div></div></div>	68	76	1	0	0
Melissa Ait Belaid	61	11.98%	<div><div></div></div>	25	31	5	0	0
Total Votes Cast	509	100.00%	<div><div></div></div>	213	285	11	0	0
Overvotes	0			0	0	0	0	0
Undervotes	241			107	129	5	0	0
Contest Totals	750			320	414	16	0	0



## PCT 216

### Proposition 1 – State of Texas

Vote For 1

	TOTAL	VOTE %		Election Day	Early Voting	Ballots By Mail	Provisional	Limited Ballot
For	708	80.27%	<div><div></div></div>	417	284	6	1	0
Against	174	19.73%	<div><div></div></div>	107	65	2	0	0
Total Votes Cast	882	100.00%	<div><div></div></div>	524	349	8	1	0
Overvotes	0			0	0	0	0	0
Undervotes	12			9	1	2	0	0
Contest Totals	894			533	350	10	1	0

### Proposition 2 – State of Texas

Vote For 1

	TOTAL	VOTE %		Election Day	Early Voting	Ballots By Mail	Provisional	Limited Ballot
For	538	62.41%	<div><div></div></div>	310	219	8	1	0
Against	324	37.59%	<div><div></div></div>	201	123	0	0	0
Total Votes Cast	862	100.00%	<div><div></div></div>	511	342	8	1	0
Overvotes	0			0	0	0	0	0
Undervotes	32			22	8	2	0	0
Contest Totals	894			533	350	10	1	0

### Proposition 3 – State of Texas

Vote For 1

	TOTAL	VOTE %		Election Day	Early Voting	Ballots By Mail	Provisional	Limited Ballot
For	668	77.49%	<div><div></div></div>	397	262	8	1	0
Against	194	22.51%	<div><div></div></div>	114	78	2	0	0
Total Votes Cast	862	100.00%	<div><div></div></div>	511	340	10	1	0
Overvotes	0			0	0	0	0	0
Undervotes	32			22	10	0	0	0
Contest Totals	894			533	350	10	1	0

### Proposition 4 – State of Texas

Vote For 1

	TOTAL	VOTE %		Election Day	Early Voting	Ballots By Mail	Provisional	Limited Ballot
For	791	90.30%	<div><div></div></div>	470	312	8	1	0
Against	85	9.70%	<div><div></div></div>	52	31	2	0	0
Total Votes Cast	876	100.00%	<div><div></div></div>	522	343	10	1	0
Overvotes	0			0	0	0	0	0
Undervotes	18			11	7	0	0	0
Contest Totals	894			533	350	10	1	0

## PCT 216

### Proposition 5 – State of Texas

Vote For 1

	TOTAL	VOTE %		Election Day	Early Voting	Ballots By Mail	Provisional	Limited Ballot
For	510	59.03%	<div><div></div></div>	281	223	5	1	0
Against	354	40.97%	<div><div></div></div>	233	119	2	0	0
Total Votes Cast	864	100.00%	<div><div></div></div>	514	342	7	1	0
Overvotes	0			0	0	0	0	0
Undervotes	30			19	8	3	0	0
Contest Totals	894			533	350	10	1	0

### Proposition 6 – State of Texas

Vote For 1

	TOTAL	VOTE %		Election Day	Early Voting	Ballots By Mail	Provisional	Limited Ballot
For	693	79.38%	<div><div></div></div>	391	291	10	1	0
Against	180	20.62%	<div><div></div></div>	130	50	0	0	0
Total Votes Cast	873	100.00%	<div><div></div></div>	521	341	10	1	0
Overvotes	0			0	0	0	0	0
Undervotes	21			12	9	0	0	0
Contest Totals	894			533	350	10	1	0

### Proposition 7 – State of Texas

Vote For 1

	TOTAL	VOTE %		Election Day	Early Voting	Ballots By Mail	Provisional	Limited Ballot
For	614	70.17%	<div><div></div></div>	351	256	6	1	0
Against	261	29.83%	<div><div></div></div>	171	86	4	0	0
Total Votes Cast	875	100.00%	<div><div></div></div>	522	342	10	1	0
Overvotes	0			0	0	0	0	0
Undervotes	19			11	8	0	0	0
Contest Totals	894			533	350	10	1	0

### Proposition 8 – State of Texas

Vote For 1

	TOTAL	VOTE %		Election Day	Early Voting	Ballots By Mail	Provisional	Limited Ballot
For	596	68.82%	<div><div></div></div>	343	247	5	1	0
Against	270	31.18%	<div><div></div></div>	172	96	2	0	0
Total Votes Cast	866	100.00%	<div><div></div></div>	515	343	7	1	0
Overvotes	0			0	0	0	0	0
Undervotes	28			18	7	3	0	0
Contest Totals	894			533	350	10	1	0

## PCT 216

### Proposition 9 – State of Texas

Vote For 1

	TOTAL	VOTE %		Election Day	Early Voting	Ballots By Mail	Provisional	Limited Ballot
For	733	83.49%	<div><div></div></div>	428	296	8	1	0
Against	145	16.51%	<div><div></div></div>	94	51	0	0	0
Total Votes Cast	878	100.00%	<div><div></div></div>	522	347	8	1	0
Overvotes	0			0	0	0	0	0
Undervotes	16			11	3	2	0	0
Contest Totals	894			533	350	10	1	0

### Proposition 10 – State of Texas

Vote For 1

	TOTAL	VOTE %		Election Day	Early Voting	Ballots By Mail	Provisional	Limited Ballot
For	434	51.18%	<div><div></div></div>	243	184	6	1	0
Against	414	48.82%	<div><div></div></div>	257	155	2	0	0
Total Votes Cast	848	100.00%	<div><div></div></div>	500	339	8	1	0
Overvotes	0			0	0	0	0	0
Undervotes	46			33	11	2	0	0
Contest Totals	894			533	350	10	1	0

### Proposition 11 – State of Texas

Vote For 1

	TOTAL	VOTE %		Election Day	Early Voting	Ballots By Mail	Provisional	Limited Ballot
For	502	61.29%	<div><div></div></div>	279	218	4	1	0
Against	317	38.71%	<div><div></div></div>	204	111	2	0	0
Total Votes Cast	819	100.00%	<div><div></div></div>	483	329	6	1	0
Overvotes	0			0	0	0	0	0
Undervotes	75			50	21	4	0	0
Contest Totals	894			533	350	10	1	0

### Proposition 12 – State of Texas

Vote For 1

	TOTAL	VOTE %		Election Day	Early Voting	Ballots By Mail	Provisional	Limited Ballot
For	450	57.32%	<div><div></div></div>	259	186	5	0	0
Against	335	42.68%	<div><div></div></div>	201	131	2	1	0
Total Votes Cast	785	100.00%	<div><div></div></div>	460	317	7	1	0
Overvotes	0			0	0	0	0	0
Undervotes	109			73	33	3	0	0
Contest Totals	894			533	350	10	1	0

## PCT 216

### Proposition 13 – State of Texas

Vote For 1

	TOTAL	VOTE %		Election Day	Early Voting	Ballots By Mail	Provisional	Limited Ballot
For	282	32.91%	<div><div></div></div>	163	117	2	0	0
Against	575	67.09%	<div><div></div></div>	346	222	6	1	0
Total Votes Cast	857	100.00%	<div><div></div></div>	509	339	8	1	0
Overvotes	0			0	0	0	0	0
Undervotes	37			24	11	2	0	0
Contest Totals	894			533	350	10	1	0

### Proposition 14 – State of Texas

Vote For 1

	TOTAL	VOTE %		Election Day	Early Voting	Ballots By Mail	Provisional	Limited Ballot
For	662	76.18%	<div><div></div></div>	376	278	7	1	0
Against	207	23.82%	<div><div></div></div>	139	68	0	0	0
Total Votes Cast	869	100.00%	<div><div></div></div>	515	346	7	1	0
Overvotes	0			0	0	0	0	0
Undervotes	25			18	4	3	0	0
Contest Totals	894			533	350	10	1	0

### Proposition A – Collin County

Vote For 1

	TOTAL	VOTE %		Election Day	Early Voting	Ballots By Mail	Provisional	Limited Ballot
For	450	52.76%	<div><div></div></div>	250	193	6	1	0
Against	403	47.24%	<div><div></div></div>	256	145	2	0	0
Total Votes Cast	853	100.00%	<div><div></div></div>	506	338	8	1	0
Overvotes	0			0	0	0	0	0
Undervotes	41			27	12	2	0	0
Contest Totals	894			533	350	10	1	0

### Proposition B – Collin County

Vote For 1

	TOTAL	VOTE %		Election Day	Early Voting	Ballots By Mail	Provisional	Limited Ballot
For	539	62.67%	<div><div></div></div>	305	225	8	1	0
Against	321	37.33%	<div><div></div></div>	206	115	0	0	0
Total Votes Cast	860	100.00%	<div><div></div></div>	511	340	8	1	0
Overvotes	0			0	0	0	0	0
Undervotes	34			22	10	2	0	0
Contest Totals	894			533	350	10	1	0

## PCT 216

### Proposition C – Collin County

Vote For 1

	TOTAL	VOTE %		Election Day	Early Voting	Ballots By Mail	Provisional	Limited Ballot
For	469	55.70%	<div><div></div></div>	269	193	6	1	0
Against	373	44.30%	<div><div></div></div>	234	138	1	0	0
Total Votes Cast	842	100.00%	<div><div></div></div>	503	331	7	1	0
Overvotes	0			0	0	0	0	0
Undervotes	52			30	19	3	0	0
Contest Totals	894			533	350	10	1	0

### Proposition D – Collin County

Vote For 1

	TOTAL	VOTE %		Election Day	Early Voting	Ballots By Mail	Provisional	Limited Ballot
For	527	62.15%	<div><div></div></div>	308	214	4	1	0
Against	321	37.85%	<div><div></div></div>	197	121	3	0	0
Total Votes Cast	848	100.00%	<div><div></div></div>	505	335	7	1	0
Overvotes	0			0	0	0	0	0
Undervotes	46			28	15	3	0	0
Contest Totals	894			533	350	10	1	0

### Proposition E – Collin County

Vote For 1

	TOTAL	VOTE %		Election Day	Early Voting	Ballots By Mail	Provisional	Limited Ballot
For	660	76.92%	<div><div></div></div>	387	264	8	1	0
Against	198	23.08%	<div><div></div></div>	121	76	1	0	0
Total Votes Cast	858	100.00%	<div><div></div></div>	508	340	9	1	0
Overvotes	0			0	0	0	0	0
Undervotes	36			25	10	1	0	0
Contest Totals	894			533	350	10	1	0

### Proposition A – City of Melissa

Vote For 1

	TOTAL	VOTE %		Election Day	Early Voting	Ballots By Mail	Provisional	Limited Ballot
FOR	613	73.41%	<div><div></div></div>	339	264	9	1	0
AGAINST	222	26.59%	<div><div></div></div>	150	72	0	0	0
Total Votes Cast	835	100.00%	<div><div></div></div>	489	336	9	1	0
Overvotes	0			0	0	0	0	0
Undervotes	47			32	14	1	0	0
Contest Totals	882			521	350	10	1	0

## PCT 216

### Proposition B – City of Melissa

Vote For 1

	TOTAL	VOTE %		Election Day	Early Voting	Ballots By Mail	Provisional	Limited Ballot
FOR	609	72.59%	<div><div></div></div>	339	262	8	0	0
AGAINST	230	27.41%	<div><div></div></div>	152	75	2	1	0
Total Votes Cast	839	100.00%	<div><div></div></div>	491	337	10	1	0
Overvotes	0			0	0	0	0	0
Undervotes	43			30	13	0	0	0
Contest Totals	882			521	350	10	1	0

### Proposition C – City of Melissa

Vote For 1

	TOTAL	VOTE %		Election Day	Early Voting	Ballots By Mail	Provisional	Limited Ballot
FOR	727	87.07%	<div><div></div></div>	417	299	10	1	0
AGAINST	108	12.93%	<div><div></div></div>	68	40	0	0	0
Total Votes Cast	835	100.00%	<div><div></div></div>	485	339	10	1	0
Overvotes	0			0	0	0	0	0
Undervotes	47			36	11	0	0	0
Contest Totals	882			521	350	10	1	0

### Proposition D – City of Melissa

Vote For 1

	TOTAL	VOTE %		Election Day	Early Voting	Ballots By Mail	Provisional	Limited Ballot
FOR	447	53.53%	<div><div></div></div>	249	188	10	0	0
AGAINST	388	46.47%	<div><div></div></div>	244	143	0	1	0
Total Votes Cast	835	100.00%	<div><div></div></div>	493	331	10	1	0
Overvotes	0			0	0	0	0	0
Undervotes	47			28	19	0	0	0
Contest Totals	882			521	350	10	1	0

### Proposition E – City of Melissa

Vote For 1

	TOTAL	VOTE %		Election Day	Early Voting	Ballots By Mail	Provisional	Limited Ballot
FOR	563	72.18%	<div><div></div></div>	327	229	6	1	0
AGAINST	217	27.82%	<div><div></div></div>	128	87	2	0	0
Total Votes Cast	780	100.00%	<div><div></div></div>	455	316	8	1	0
Overvotes	0			0	0	0	0	0
Undervotes	102			66	34	2	0	0
Contest Totals	882			521	350	10	1	0

## PCT 216

### Proposition F – City of Melissa

Vote For 1

	TOTAL	VOTE %		Election Day	Early Voting	Ballots By Mail	Provisional	Limited Ballot
FOR	662	80.83%	<div><div></div></div>	372	280	9	1	0
AGAINST	157	19.17%	<div><div></div></div>	103	53	1	0	0
Total Votes Cast	819	100.00%	<div><div></div></div>	475	333	10	1	0
Overvotes	0			0	0	0	0	0
Undervotes	63			46	17	0	0	0
Contest Totals	882			521	350	10	1	0

### Proposition G – City of Melissa

Vote For 1

	TOTAL	VOTE %		Election Day	Early Voting	Ballots By Mail	Provisional	Limited Ballot
FOR	740	89.26%	<div><div></div></div>	429	300	10	1	0
AGAINST	89	10.74%	<div><div></div></div>	56	33	0	0	0
Total Votes Cast	829	100.00%	<div><div></div></div>	485	333	10	1	0
Overvotes	0			0	0	0	0	0
Undervotes	53			36	17	0	0	0
Contest Totals	882			521	350	10	1	0

### Proposition H – City of Melissa

Vote For 1

	TOTAL	VOTE %		Election Day	Early Voting	Ballots By Mail	Provisional	Limited Ballot
FOR	665	80.90%	<div><div></div></div>	383	273	8	1	0
AGAINST	157	19.10%	<div><div></div></div>	95	60	2	0	0
Total Votes Cast	822	100.00%	<div><div></div></div>	478	333	10	1	0
Overvotes	0			0	0	0	0	0
Undervotes	60			43	17	0	0	0
Contest Totals	882			521	350	10	1	0

### Proposition I – City of Melissa

Vote For 1

	TOTAL	VOTE %		Election Day	Early Voting	Ballots By Mail	Provisional	Limited Ballot
FOR	715	87.41%	<div><div></div></div>	414	291	9	1	0
AGAINST	103	12.59%	<div><div></div></div>	64	39	0	0	0
Total Votes Cast	818	100.00%	<div><div></div></div>	478	330	9	1	0
Overvotes	0			0	0	0	0	0
Undervotes	64			43	20	1	0	0
Contest Totals	882			521	350	10	1	0

## PCT 216

### Proposition J – City of Melissa

Vote For 1

	TOTAL	VOTE %		Election Day	Early Voting	Ballots By Mail	Provision al	Limited Ballot
FOR	705	86.19%	<div><div></div></div>	393	302	9	1	0
AGAINST	113	13.81%	<div><div></div></div>	81	32	0	0	0
Total Votes Cast	818	100.00%	<div><div></div></div>	474	334	9	1	0
Overvotes	0			0	0	0	0	0
Undervotes	64			47	16	1	0	0
Contest Totals	882			521	350	10	1	0

### Proposition K – City of Melissa

Vote For 1

	TOTAL	VOTE %		Election Day	Early Voting	Ballots By Mail	Provision al	Limited Ballot
FOR	477	58.38%	<div><div></div></div>	265	206	5	1	0
AGAINST	340	41.62%	<div><div></div></div>	207	129	4	0	0
Total Votes Cast	817	100.00%	<div><div></div></div>	472	335	9	1	0
Overvotes	0			0	0	0	0	0
Undervotes	65			49	15	1	0	0
Contest Totals	882			521	350	10	1	0

### Proposition L – City of Melissa

Vote For 1

	TOTAL	VOTE %		Election Day	Early Voting	Ballots By Mail	Provision al	Limited Ballot
FOR	403	49.94%	<div><div></div></div>	216	180	6	1	0
AGAINST	404	50.06%	<div><div></div></div>	252	150	2	0	0
Total Votes Cast	807	100.00%	<div><div></div></div>	468	330	8	1	0
Overvotes	0			0	0	0	0	0
Undervotes	75			53	20	2	0	0
Contest Totals	882			521	350	10	1	0

### Proposition M – City of Melissa

Vote For 1

	TOTAL	VOTE %		Election Day	Early Voting	Ballots By Mail	Provision al	Limited Ballot
FOR	750	90.36%	<div><div></div></div>	432	307	10	1	0
AGAINST	80	9.64%	<div><div></div></div>	49	31	0	0	0
Total Votes Cast	830	100.00%	<div><div></div></div>	481	338	10	1	0
Overvotes	0			0	0	0	0	0
Undervotes	52			40	12	0	0	0
Contest Totals	882			521	350	10	1	0



## PCT 217

### Proposition 1 – State of Texas

Vote For 1

	TOTAL	VOTE %		Election Day	Early Voting	Ballots By Mail	Provisional	Limited Ballot
For	318	77.56%	<div><div></div></div>	162	154	2	0	0
Against	92	22.44%	<div><div></div></div>	42	50	0	0	0
Total Votes Cast	410	100.00%	<div><div></div></div>	204	204	2	0	0
Overvotes	0			0	0	0	0	0
Undervotes	12			3	9	0	0	0
Contest Totals	422			207	213	2	0	0

### Proposition 2 – State of Texas

Vote For 1

	TOTAL	VOTE %		Election Day	Early Voting	Ballots By Mail	Provisional	Limited Ballot
For	235	60.88%	<div><div></div></div>	112	121	2	0	0
Against	151	39.12%	<div><div></div></div>	79	72	0	0	0
Total Votes Cast	386	100.00%	<div><div></div></div>	191	193	2	0	0
Overvotes	0			0	0	0	0	0
Undervotes	36			16	20	0	0	0
Contest Totals	422			207	213	2	0	0

### Proposition 3 – State of Texas

Vote For 1

	TOTAL	VOTE %		Election Day	Early Voting	Ballots By Mail	Provisional	Limited Ballot
For	259	67.62%	<div><div></div></div>	125	132	2	0	0
Against	124	32.38%	<div><div></div></div>	60	64	0	0	0
Total Votes Cast	383	100.00%	<div><div></div></div>	185	196	2	0	0
Overvotes	0			0	0	0	0	0
Undervotes	39			22	17	0	0	0
Contest Totals	422			207	213	2	0	0

### Proposition 4 – State of Texas

Vote For 1

	TOTAL	VOTE %		Election Day	Early Voting	Ballots By Mail	Provisional	Limited Ballot
For	344	86.65%	<div><div></div></div>	166	176	2	0	0
Against	53	13.35%	<div><div></div></div>	30	23	0	0	0
Total Votes Cast	397	100.00%	<div><div></div></div>	196	199	2	0	0
Overvotes	0			0	0	0	0	0
Undervotes	25			11	14	0	0	0
Contest Totals	422			207	213	2	0	0

## PCT 217

### Proposition 5 – State of Texas

Vote For 1

	TOTAL	VOTE %		Election Day	Early Voting	Ballots By Mail	Provisional	Limited Ballot
For	237	59.85%	<div><div></div></div>	116	119	2	0	0
Against	159	40.15%	<div><div></div></div>	80	79	0	0	0
Total Votes Cast	396	100.00%	<div><div></div></div>	196	198	2	0	0
Overvotes	0			0	0	0	0	0
Undervotes	26			11	15	0	0	0
Contest Totals	422			207	213	2	0	0

### Proposition 6 – State of Texas

Vote For 1

	TOTAL	VOTE %		Election Day	Early Voting	Ballots By Mail	Provisional	Limited Ballot
For	312	79.39%	<div><div></div></div>	146	164	2	0	0
Against	81	20.61%	<div><div></div></div>	47	34	0	0	0
Total Votes Cast	393	100.00%	<div><div></div></div>	193	198	2	0	0
Overvotes	0			0	0	0	0	0
Undervotes	29			14	15	0	0	0
Contest Totals	422			207	213	2	0	0

### Proposition 7 – State of Texas

Vote For 1

	TOTAL	VOTE %		Election Day	Early Voting	Ballots By Mail	Provisional	Limited Ballot
For	251	63.38%	<div><div></div></div>	111	138	2	0	0
Against	145	36.62%	<div><div></div></div>	80	65	0	0	0
Total Votes Cast	396	100.00%	<div><div></div></div>	191	203	2	0	0
Overvotes	0			0	0	0	0	0
Undervotes	26			16	10	0	0	0
Contest Totals	422			207	213	2	0	0

### Proposition 8 – State of Texas

Vote For 1

	TOTAL	VOTE %		Election Day	Early Voting	Ballots By Mail	Provisional	Limited Ballot
For	260	65.99%	<div><div></div></div>	123	135	2	0	0
Against	134	34.01%	<div><div></div></div>	69	65	0	0	0
Total Votes Cast	394	100.00%	<div><div></div></div>	192	200	2	0	0
Overvotes	0			0	0	0	0	0
Undervotes	28			15	13	0	0	0
Contest Totals	422			207	213	2	0	0

## PCT 217

### Proposition 9 – State of Texas

Vote For 1

	TOTAL	VOTE %		Election Day	Early Voting	Ballots By Mail	Provisional	Limited Ballot
For	333	80.43%	<div><div></div></div>	164	167	2	0	0
Against	81	19.57%	<div><div></div></div>	39	42	0	0	0
Total Votes Cast	414	100.00%	<div><div></div></div>	203	209	2	0	0
Overvotes	0			0	0	0	0	0
Undervotes	8			4	4	0	0	0
Contest Totals	422			207	213	2	0	0

### Proposition 10 – State of Texas

Vote For 1

	TOTAL	VOTE %		Election Day	Early Voting	Ballots By Mail	Provisional	Limited Ballot
For	193	50.92%	<div><div></div></div>	94	97	2	0	0
Against	186	49.08%	<div><div></div></div>	90	96	0	0	0
Total Votes Cast	379	100.00%	<div><div></div></div>	184	193	2	0	0
Overvotes	0			0	0	0	0	0
Undervotes	43			23	20	0	0	0
Contest Totals	422			207	213	2	0	0

### Proposition 11 – State of Texas

Vote For 1

	TOTAL	VOTE %		Election Day	Early Voting	Ballots By Mail	Provisional	Limited Ballot
For	227	61.52%	<div><div></div></div>	113	113	1	0	0
Against	142	38.48%	<div><div></div></div>	71	70	1	0	0
Total Votes Cast	369	100.00%	<div><div></div></div>	184	183	2	0	0
Overvotes	0			0	0	0	0	0
Undervotes	53			23	30	0	0	0
Contest Totals	422			207	213	2	0	0

### Proposition 12 – State of Texas

Vote For 1

	TOTAL	VOTE %		Election Day	Early Voting	Ballots By Mail	Provisional	Limited Ballot
For	181	54.03%	<div><div></div></div>	83	96	2	0	0
Against	154	45.97%	<div><div></div></div>	81	73	0	0	0
Total Votes Cast	335	100.00%	<div><div></div></div>	164	169	2	0	0
Overvotes	0			0	0	0	0	0
Undervotes	87			43	44	0	0	0
Contest Totals	422			207	213	2	0	0

## PCT 217

### Proposition 13 – State of Texas

Vote For 1

	TOTAL	VOTE %		Election Day	Early Voting	Ballots By Mail	Provisional	Limited Ballot
For	137	35.31%	<div><div></div></div>	62	73	2	0	0
Against	251	64.69%	<div><div></div></div>	128	123	0	0	0
Total Votes Cast	388	100.00%	<div><div></div></div>	190	196	2	0	0
Overvotes	0			0	0	0	0	0
Undervotes	34			17	17	0	0	0
Contest Totals	422			207	213	2	0	0

### Proposition 14 – State of Texas

Vote For 1

	TOTAL	VOTE %		Election Day	Early Voting	Ballots By Mail	Provisional	Limited Ballot
For	281	71.87%	<div><div></div></div>	133	147	1	0	0
Against	110	28.13%	<div><div></div></div>	57	52	1	0	0
Total Votes Cast	391	100.00%	<div><div></div></div>	190	199	2	0	0
Overvotes	0			0	0	0	0	0
Undervotes	31			17	14	0	0	0
Contest Totals	422			207	213	2	0	0

### Proposition A – Collin County

Vote For 1

	TOTAL	VOTE %		Election Day	Early Voting	Ballots By Mail	Provisional	Limited Ballot
For	192	48.61%	<div><div></div></div>	88	103	1	0	0
Against	203	51.39%	<div><div></div></div>	107	95	1	0	0
Total Votes Cast	395	100.00%	<div><div></div></div>	195	198	2	0	0
Overvotes	0			0	0	0	0	0
Undervotes	27			12	15	0	0	0
Contest Totals	422			207	213	2	0	0

### Proposition B – Collin County

Vote For 1

	TOTAL	VOTE %		Election Day	Early Voting	Ballots By Mail	Provisional	Limited Ballot
For	228	57.72%	<div><div></div></div>	105	122	1	0	0
Against	167	42.28%	<div><div></div></div>	87	79	1	0	0
Total Votes Cast	395	100.00%	<div><div></div></div>	192	201	2	0	0
Overvotes	0			0	0	0	0	0
Undervotes	27			15	12	0	0	0
Contest Totals	422			207	213	2	0	0

## PCT 217

### Proposition C – Collin County

Vote For 1

	TOTAL	VOTE %		Election Day	Early Voting	Ballots By Mail	Provisional	Limited Ballot
For	197	50.90%	<div><div></div></div>	88	108	1	0	0
Against	190	49.10%	<div><div></div></div>	100	89	1	0	0
Total Votes Cast	387	100.00%	<div><div></div></div>	188	197	2	0	0
Overvotes	0			0	0	0	0	0
Undervotes	35			19	16	0	0	0
Contest Totals	422			207	213	2	0	0

### Proposition D – Collin County

Vote For 1

	TOTAL	VOTE %		Election Day	Early Voting	Ballots By Mail	Provisional	Limited Ballot
For	235	59.64%	<div><div></div></div>	111	123	1	0	0
Against	159	40.36%	<div><div></div></div>	81	77	1	0	0
Total Votes Cast	394	100.00%	<div><div></div></div>	192	200	2	0	0
Overvotes	0			0	0	0	0	0
Undervotes	28			15	13	0	0	0
Contest Totals	422			207	213	2	0	0

### Proposition E – Collin County

Vote For 1

	TOTAL	VOTE %		Election Day	Early Voting	Ballots By Mail	Provisional	Limited Ballot
For	289	72.25%	<div><div></div></div>	136	151	2	0	0
Against	111	27.75%	<div><div></div></div>	59	52	0	0	0
Total Votes Cast	400	100.00%	<div><div></div></div>	195	203	2	0	0
Overvotes	0			0	0	0	0	0
Undervotes	22			12	10	0	0	0
Contest Totals	422			207	213	2	0	0

### Proposition A – Wylie ISD

Vote For 1

	TOTAL	VOTE %		Election Day	Early Voting	Ballots By Mail	Provisional	Limited Ballot
FOR	237	56.70%	<div><div></div></div>	120	116	1	0	0
AGAINST	181	43.30%	<div><div></div></div>	85	95	1	0	0
Total Votes Cast	418	100.00%	<div><div></div></div>	205	211	2	0	0
Overvotes	0			0	0	0	0	0
Undervotes	4			2	2	0	0	0
Contest Totals	422			207	213	2	0	0

## PCT 218

### Proposition 1 – State of Texas

Vote For 1

	TOTAL	VOTE %		Election Day	Early Voting	Ballots By Mail	Provisional	Limited Ballot
For	423	73.82%	<div><div></div></div>	178	242	3	0	0
Against	150	26.18%	<div><div></div></div>	82	65	3	0	0
Total Votes Cast	573	100.00%	<div><div></div></div>	260	307	6	0	0
Overvotes	0			0	0	0	0	0
Undervotes	6			2	4	0	0	0
Contest Totals	579			262	311	6	0	0

### Proposition 2 – State of Texas

Vote For 1

	TOTAL	VOTE %		Election Day	Early Voting	Ballots By Mail	Provisional	Limited Ballot
For	346	61.35%	<div><div></div></div>	153	189	4	0	0
Against	218	38.65%	<div><div></div></div>	105	111	2	0	0
Total Votes Cast	564	100.00%	<div><div></div></div>	258	300	6	0	0
Overvotes	0			0	0	0	0	0
Undervotes	15			4	11	0	0	0
Contest Totals	579			262	311	6	0	0

### Proposition 3 – State of Texas

Vote For 1

	TOTAL	VOTE %		Election Day	Early Voting	Ballots By Mail	Provisional	Limited Ballot
For	430	75.31%	<div><div></div></div>	182	246	2	0	0
Against	141	24.69%	<div><div></div></div>	78	59	4	0	0
Total Votes Cast	571	100.00%	<div><div></div></div>	260	305	6	0	0
Overvotes	0			0	0	0	0	0
Undervotes	8			2	6	0	0	0
Contest Totals	579			262	311	6	0	0

### Proposition 4 – State of Texas

Vote For 1

	TOTAL	VOTE %		Election Day	Early Voting	Ballots By Mail	Provisional	Limited Ballot
For	494	86.67%	<div><div></div></div>	223	267	4	0	0
Against	76	13.33%	<div><div></div></div>	36	38	2	0	0
Total Votes Cast	570	100.00%	<div><div></div></div>	259	305	6	0	0
Overvotes	0			0	0	0	0	0
Undervotes	9			3	6	0	0	0
Contest Totals	579			262	311	6	0	0

## PCT 218

### Proposition 5 – State of Texas

Vote For 1

	TOTAL	VOTE %		Election Day	Early Voting	Ballots By Mail	Provisional	Limited Ballot
For	382	67.37%	<div><div></div></div>	187	192	3	0	0
Against	185	32.63%	<div><div></div></div>	71	111	3	0	0
Total Votes Cast	567	100.00%	<div><div></div></div>	258	303	6	0	0
Overvotes	0			0	0	0	0	0
Undervotes	12			4	8	0	0	0
Contest Totals	579			262	311	6	0	0

### Proposition 6 – State of Texas

Vote For 1

	TOTAL	VOTE %		Election Day	Early Voting	Ballots By Mail	Provisional	Limited Ballot
For	465	81.29%	<div><div></div></div>	221	240	4	0	0
Against	107	18.71%	<div><div></div></div>	39	66	2	0	0
Total Votes Cast	572	100.00%	<div><div></div></div>	260	306	6	0	0
Overvotes	0			0	0	0	0	0
Undervotes	7			2	5	0	0	0
Contest Totals	579			262	311	6	0	0

### Proposition 7 – State of Texas

Vote For 1

	TOTAL	VOTE %		Election Day	Early Voting	Ballots By Mail	Provisional	Limited Ballot
For	390	68.18%	<div><div></div></div>	175	211	4	0	0
Against	182	31.82%	<div><div></div></div>	84	96	2	0	0
Total Votes Cast	572	100.00%	<div><div></div></div>	259	307	6	0	0
Overvotes	0			0	0	0	0	0
Undervotes	7			3	4	0	0	0
Contest Totals	579			262	311	6	0	0

### Proposition 8 – State of Texas

Vote For 1

	TOTAL	VOTE %		Election Day	Early Voting	Ballots By Mail	Provisional	Limited Ballot
For	394	69.49%	<div><div></div></div>	189	201	4	0	0
Against	173	30.51%	<div><div></div></div>	69	102	2	0	0
Total Votes Cast	567	100.00%	<div><div></div></div>	258	303	6	0	0
Overvotes	0			0	0	0	0	0
Undervotes	12			4	8	0	0	0
Contest Totals	579			262	311	6	0	0

## PCT 218

### Proposition 9 – State of Texas

Vote For 1

	TOTAL	VOTE %		Election Day	Early Voting	Ballots By Mail	Provisional	Limited Ballot
For	446	78.38%	<div><div></div></div>	207	236	3	0	0
Against	123	21.62%	<div><div></div></div>	52	68	3	0	0
Total Votes Cast	569	100.00%	<div><div></div></div>	259	304	6	0	0
Overvotes	0			0	0	0	0	0
Undervotes	10			3	7	0	0	0
Contest Totals	579			262	311	6	0	0

### Proposition 10 – State of Texas

Vote For 1

	TOTAL	VOTE %		Election Day	Early Voting	Ballots By Mail	Provisional	Limited Ballot
For	283	50.36%	<div><div></div></div>	122	158	3	0	0
Against	279	49.64%	<div><div></div></div>	135	141	3	0	0
Total Votes Cast	562	100.00%	<div><div></div></div>	257	299	6	0	0
Overvotes	0			0	0	0	0	0
Undervotes	17			5	12	0	0	0
Contest Totals	579			262	311	6	0	0

### Proposition 11 – State of Texas

Vote For 1

	TOTAL	VOTE %		Election Day	Early Voting	Ballots By Mail	Provisional	Limited Ballot
For	328	59.53%	<div><div></div></div>	168	157	3	0	0
Against	223	40.47%	<div><div></div></div>	83	137	3	0	0
Total Votes Cast	551	100.00%	<div><div></div></div>	251	294	6	0	0
Overvotes	0			0	0	0	0	0
Undervotes	28			11	17	0	0	0
Contest Totals	579			262	311	6	0	0

### Proposition 12 – State of Texas

Vote For 1

	TOTAL	VOTE %		Election Day	Early Voting	Ballots By Mail	Provisional	Limited Ballot
For	290	55.77%	<div><div></div></div>	117	169	4	0	0
Against	230	44.23%	<div><div></div></div>	116	112	2	0	0
Total Votes Cast	520	100.00%	<div><div></div></div>	233	281	6	0	0
Overvotes	0			0	0	0	0	0
Undervotes	59			29	30	0	0	0
Contest Totals	579			262	311	6	0	0



## PCT 218

### Proposition 13 – State of Texas

Vote For 1

	TOTAL	VOTE %		Election Day	Early Voting	Ballots By Mail	Provisional	Limited Ballot
For	196	34.94%	<div><div></div></div>	76	117	3	0	0
Against	365	65.06%	<div><div></div></div>	177	185	3	0	0
Total Votes Cast	561	100.00%	<div><div></div></div>	253	302	6	0	0
Overvotes	0			0	0	0	0	0
Undervotes	18			9	9	0	0	0
Contest Totals	579			262	311	6	0	0

### Proposition 14 – State of Texas

Vote For 1

	TOTAL	VOTE %		Election Day	Early Voting	Ballots By Mail	Provisional	Limited Ballot
For	415	73.98%	<div><div></div></div>	204	207	4	0	0
Against	146	26.02%	<div><div></div></div>	54	90	2	0	0
Total Votes Cast	561	100.00%	<div><div></div></div>	258	297	6	0	0
Overvotes	0			0	0	0	0	0
Undervotes	18			4	14	0	0	0
Contest Totals	579			262	311	6	0	0

### Proposition A – Collin County

Vote For 1

	TOTAL	VOTE %		Election Day	Early Voting	Ballots By Mail	Provisional	Limited Ballot
For	271	48.05%	<div><div></div></div>	123	144	4	0	0
Against	293	51.95%	<div><div></div></div>	130	161	2	0	0
Total Votes Cast	564	100.00%	<div><div></div></div>	253	305	6	0	0
Overvotes	0			0	0	0	0	0
Undervotes	15			9	6	0	0	0
Contest Totals	579			262	311	6	0	0

### Proposition B – Collin County

Vote For 1

	TOTAL	VOTE %		Election Day	Early Voting	Ballots By Mail	Provisional	Limited Ballot
For	367	64.73%	<div><div></div></div>	167	196	4	0	0
Against	200	35.27%	<div><div></div></div>	90	108	2	0	0
Total Votes Cast	567	100.00%	<div><div></div></div>	257	304	6	0	0
Overvotes	0			0	0	0	0	0
Undervotes	12			5	7	0	0	0
Contest Totals	579			262	311	6	0	0

## PCT 218

### Proposition C – Collin County

Vote For 1

	TOTAL	VOTE %		Election Day	Early Voting	Ballots By Mail	Provisional	Limited Ballot
For	293	51.95%	<div><div></div></div>	136	153	4	0	0
Against	271	48.05%	<div><div></div></div>	119	150	2	0	0
Total Votes Cast	564	100.00%	<div><div></div></div>	255	303	6	0	0
Overvotes	0			0	0	0	0	0
Undervotes	15			7	8	0	0	0
Contest Totals	579			262	311	6	0	0

### Proposition D – Collin County

Vote For 1

	TOTAL	VOTE %		Election Day	Early Voting	Ballots By Mail	Provisional	Limited Ballot
For	329	58.44%	<div><div></div></div>	155	170	4	0	0
Against	234	41.56%	<div><div></div></div>	100	132	2	0	0
Total Votes Cast	563	100.00%	<div><div></div></div>	255	302	6	0	0
Overvotes	0			0	0	0	0	0
Undervotes	16			7	9	0	0	0
Contest Totals	579			262	311	6	0	0

### Proposition E – Collin County

Vote For 1

	TOTAL	VOTE %		Election Day	Early Voting	Ballots By Mail	Provisional	Limited Ballot
For	422	73.65%	<div><div></div></div>	193	224	5	0	0
Against	151	26.35%	<div><div></div></div>	67	83	1	0	0
Total Votes Cast	573	100.00%	<div><div></div></div>	260	307	6	0	0
Overvotes	0			0	0	0	0	0
Undervotes	6			2	4	0	0	0
Contest Totals	579			262	311	6	0	0

### Proposition A – City of Allen

Vote For 1

	TOTAL	VOTE %		Election Day	Early Voting	Ballots By Mail	Provisional	Limited Ballot
For	440	76.66%	<div><div></div></div>	201	235	4	0	0
Against	134	23.34%	<div><div></div></div>	59	73	2	0	0
Total Votes Cast	574	100.00%	<div><div></div></div>	260	308	6	0	0
Overvotes	0			0	0	0	0	0
Undervotes	5			2	3	0	0	0
Contest Totals	579			262	311	6	0	0

## PCT 218

### Proposition B – City of Allen

Vote For 1

	TOTAL	VOTE %		Election Day	Early Voting	Ballots By Mail	Provisional	Limited Ballot
For	299	52.55%	<div><div></div></div>	145	151	3	0	0
Against	270	47.45%	<div><div></div></div>	113	154	3	0	0
Total Votes Cast	569	100.00%	<div><div></div></div>	258	305	6	0	0
Overvotes	0			0	0	0	0	0
Undervotes	10			4	6	0	0	0
Contest Totals	579			262	311	6	0	0

### Proposition C – City of Allen

Vote For 1

	TOTAL	VOTE %		Election Day	Early Voting	Ballots By Mail	Provisional	Limited Ballot
For	246	43.39%	<div><div></div></div>	109	134	3	0	0
Against	321	56.61%	<div><div></div></div>	146	172	3	0	0
Total Votes Cast	567	100.00%	<div><div></div></div>	255	306	6	0	0
Overvotes	0			0	0	0	0	0
Undervotes	12			7	5	0	0	0
Contest Totals	579			262	311	6	0	0

### Proposition D – City of Allen

Vote For 1

	TOTAL	VOTE %		Election Day	Early Voting	Ballots By Mail	Provisional	Limited Ballot
For	334	58.39%	<div><div></div></div>	161	168	5	0	0
Against	238	41.61%	<div><div></div></div>	98	139	1	0	0
Total Votes Cast	572	100.00%	<div><div></div></div>	259	307	6	0	0
Overvotes	0			0	0	0	0	0
Undervotes	7			3	4	0	0	0
Contest Totals	579			262	311	6	0	0

### Proposition E – City of Allen

Vote For 1

	TOTAL	VOTE %		Election Day	Early Voting	Ballots By Mail	Provisional	Limited Ballot
For	353	61.50%	<div><div></div></div>	145	205	3	0	0
Against	221	38.50%	<div><div></div></div>	115	103	3	0	0
Total Votes Cast	574	100.00%	<div><div></div></div>	260	308	6	0	0
Overvotes	0			0	0	0	0	0
Undervotes	5			2	3	0	0	0
Contest Totals	579			262	311	6	0	0

## PCT 219

### Proposition 1 – State of Texas

Vote For 1

	TOTAL	VOTE %		Election Day	Early Voting	Ballots By Mail	Provisional	Limited Ballot
For	428	70.28%	<div><div></div></div>	201	220	7	0	0
Against	181	29.72%	<div><div></div></div>	98	82	1	0	0
Total Votes Cast	609	100.00%	<div><div></div></div>	299	302	8	0	0
Overvotes	0			0	0	0	0	0
Undervotes	22			13	9	0	0	0
Contest Totals	631			312	311	8	0	0

### Proposition 2 – State of Texas

Vote For 1

	TOTAL	VOTE %		Election Day	Early Voting	Ballots By Mail	Provisional	Limited Ballot
For	399	65.41%	<div><div></div></div>	207	187	5	0	0
Against	211	34.59%	<div><div></div></div>	93	115	3	0	0
Total Votes Cast	610	100.00%	<div><div></div></div>	300	302	8	0	0
Overvotes	0			0	0	0	0	0
Undervotes	21			12	9	0	0	0
Contest Totals	631			312	311	8	0	0

### Proposition 3 – State of Texas

Vote For 1

	TOTAL	VOTE %		Election Day	Early Voting	Ballots By Mail	Provisional	Limited Ballot
For	421	68.12%	<div><div></div></div>	194	219	8	0	0
Against	197	31.88%	<div><div></div></div>	109	88	0	0	0
Total Votes Cast	618	100.00%	<div><div></div></div>	303	307	8	0	0
Overvotes	0			0	0	0	0	0
Undervotes	13			9	4	0	0	0
Contest Totals	631			312	311	8	0	0

### Proposition 4 – State of Texas

Vote For 1

	TOTAL	VOTE %		Election Day	Early Voting	Ballots By Mail	Provisional	Limited Ballot
For	514	83.44%	<div><div></div></div>	245	261	8	0	0
Against	102	16.56%	<div><div></div></div>	54	48	0	0	0
Total Votes Cast	616	100.00%	<div><div></div></div>	299	309	8	0	0
Overvotes	0			0	0	0	0	0
Undervotes	15			13	2	0	0	0
Contest Totals	631			312	311	8	0	0

## PCT 219

### Proposition 5 – State of Texas

Vote For 1

	TOTAL	VOTE %		Election Day	Early Voting	Ballots By Mail	Provisional	Limited Ballot
For	407	66.18%	<div><div></div></div>	209	190	8	0	0
Against	208	33.82%	<div><div></div></div>	92	116	0	0	0
Total Votes Cast	615	100.00%	<div><div></div></div>	301	306	8	0	0
Overvotes	0			0	0	0	0	0
Undervotes	16			11	5	0	0	0
Contest Totals	631			312	311	8	0	0

### Proposition 6 – State of Texas

Vote For 1

	TOTAL	VOTE %		Election Day	Early Voting	Ballots By Mail	Provisional	Limited Ballot
For	512	83.80%	<div><div></div></div>	252	252	8	0	0
Against	99	16.20%	<div><div></div></div>	48	51	0	0	0
Total Votes Cast	611	100.00%	<div><div></div></div>	300	303	8	0	0
Overvotes	0			0	0	0	0	0
Undervotes	20			12	8	0	0	0
Contest Totals	631			312	311	8	0	0

### Proposition 7 – State of Texas

Vote For 1

	TOTAL	VOTE %		Election Day	Early Voting	Ballots By Mail	Provisional	Limited Ballot
For	393	64.11%	<div><div></div></div>	185	201	7	0	0
Against	220	35.89%	<div><div></div></div>	115	104	1	0	0
Total Votes Cast	613	100.00%	<div><div></div></div>	300	305	8	0	0
Overvotes	0			0	0	0	0	0
Undervotes	18			12	6	0	0	0
Contest Totals	631			312	311	8	0	0

### Proposition 8 – State of Texas

Vote For 1

	TOTAL	VOTE %		Election Day	Early Voting	Ballots By Mail	Provisional	Limited Ballot
For	445	73.31%	<div><div></div></div>	221	216	8	0	0
Against	162	26.69%	<div><div></div></div>	77	85	0	0	0
Total Votes Cast	607	100.00%	<div><div></div></div>	298	301	8	0	0
Overvotes	0			0	0	0	0	0
Undervotes	24			14	10	0	0	0
Contest Totals	631			312	311	8	0	0

## PCT 219

### Proposition 9 – State of Texas

Vote For 1

	TOTAL	VOTE %		Election Day	Early Voting	Ballots By Mail	Provisional	Limited Ballot
For	501	81.33%	<div><div></div></div>	249	247	5	0	0
Against	115	18.67%	<div><div></div></div>	52	60	3	0	0
Total Votes Cast	616	100.00%	<div><div></div></div>	301	307	8	0	0
Overvotes	0			0	0	0	0	0
Undervotes	15			11	4	0	0	0
Contest Totals	631			312	311	8	0	0

### Proposition 10 – State of Texas

Vote For 1

	TOTAL	VOTE %		Election Day	Early Voting	Ballots By Mail	Provisional	Limited Ballot
For	297	49.34%	<div><div></div></div>	144	145	8	0	0
Against	305	50.66%	<div><div></div></div>	149	156	0	0	0
Total Votes Cast	602	100.00%	<div><div></div></div>	293	301	8	0	0
Overvotes	0			0	0	0	0	0
Undervotes	29			19	10	0	0	0
Contest Totals	631			312	311	8	0	0

### Proposition 11 – State of Texas

Vote For 1

	TOTAL	VOTE %		Election Day	Early Voting	Ballots By Mail	Provisional	Limited Ballot
For	366	63.32%	<div><div></div></div>	193	169	4	0	0
Against	212	36.68%	<div><div></div></div>	91	119	2	0	0
Total Votes Cast	578	100.00%	<div><div></div></div>	284	288	6	0	0
Overvotes	0			0	0	0	0	0
Undervotes	53			28	23	2	0	0
Contest Totals	631			312	311	8	0	0

### Proposition 12 – State of Texas

Vote For 1

	TOTAL	VOTE %		Election Day	Early Voting	Ballots By Mail	Provisional	Limited Ballot
For	274	50.55%	<div><div></div></div>	129	142	3	0	0
Against	268	49.45%	<div><div></div></div>	138	127	3	0	0
Total Votes Cast	542	100.00%	<div><div></div></div>	267	269	6	0	0
Overvotes	0			0	0	0	0	0
Undervotes	89			45	42	2	0	0
Contest Totals	631			312	311	8	0	0

## PCT 219

### Proposition 13 – State of Texas

Vote For 1

	TOTAL	VOTE %		Election Day	Early Voting	Ballots By Mail	Provisional	Limited Ballot
For	204	33.28%	<div><div></div></div>	86	115	3	0	0
Against	409	66.72%	<div><div></div></div>	218	186	5	0	0
Total Votes Cast	613	100.00%	<div><div></div></div>	304	301	8	0	0
Overvotes	0			0	0	0	0	0
Undervotes	18			8	10	0	0	0
Contest Totals	631			312	311	8	0	0

### Proposition 14 – State of Texas

Vote For 1

	TOTAL	VOTE %		Election Day	Early Voting	Ballots By Mail	Provisional	Limited Ballot
For	466	76.77%	<div><div></div></div>	240	220	6	0	0
Against	141	23.23%	<div><div></div></div>	56	83	2	0	0
Total Votes Cast	607	100.00%	<div><div></div></div>	296	303	8	0	0
Overvotes	0			0	0	0	0	0
Undervotes	24			16	8	0	0	0
Contest Totals	631			312	311	8	0	0

### Proposition A – Collin County

Vote For 1

	TOTAL	VOTE %		Election Day	Early Voting	Ballots By Mail	Provisional	Limited Ballot
For	338	55.41%	<div><div></div></div>	157	175	6	0	0
Against	272	44.59%	<div><div></div></div>	142	128	2	0	0
Total Votes Cast	610	100.00%	<div><div></div></div>	299	303	8	0	0
Overvotes	0			0	0	0	0	0
Undervotes	21			13	8	0	0	0
Contest Totals	631			312	311	8	0	0

### Proposition B – Collin County

Vote For 1

	TOTAL	VOTE %		Election Day	Early Voting	Ballots By Mail	Provisional	Limited Ballot
For	402	65.69%	<div><div></div></div>	191	205	6	0	0
Against	210	34.31%	<div><div></div></div>	110	98	2	0	0
Total Votes Cast	612	100.00%	<div><div></div></div>	301	303	8	0	0
Overvotes	0			0	0	0	0	0
Undervotes	19			11	8	0	0	0
Contest Totals	631			312	311	8	0	0

## PCT 219

### Proposition C – Collin County

Vote For 1

	TOTAL	VOTE %		Election Day	Early Voting	Ballots By Mail	Provisional	Limited Ballot
For	354	58.13%	<div><div></div></div>	167	181	6	0	0
Against	255	41.87%	<div><div></div></div>	133	120	2	0	0
Total Votes Cast	609	100.00%	<div><div></div></div>	300	301	8	0	0
Overvotes	0			0	0	0	0	0
Undervotes	22			12	10	0	0	0
Contest Totals	631			312	311	8	0	0

### Proposition D – Collin County

Vote For 1

	TOTAL	VOTE %		Election Day	Early Voting	Ballots By Mail	Provisional	Limited Ballot
For	400	65.25%	<div><div></div></div>	204	190	6	0	0
Against	213	34.75%	<div><div></div></div>	98	113	2	0	0
Total Votes Cast	613	100.00%	<div><div></div></div>	302	303	8	0	0
Overvotes	0			0	0	0	0	0
Undervotes	18			10	8	0	0	0
Contest Totals	631			312	311	8	0	0

### Proposition E – Collin County

Vote For 1

	TOTAL	VOTE %		Election Day	Early Voting	Ballots By Mail	Provisional	Limited Ballot
For	470	76.18%	<div><div></div></div>	229	233	8	0	0
Against	147	23.82%	<div><div></div></div>	74	73	0	0	0
Total Votes Cast	617	100.00%	<div><div></div></div>	303	306	8	0	0
Overvotes	0			0	0	0	0	0
Undervotes	14			9	5	0	0	0
Contest Totals	631			312	311	8	0	0

### Proposition A – City of Allen

Vote For 1

	TOTAL	VOTE %		Election Day	Early Voting	Ballots By Mail	Provisional	Limited Ballot
For	500	79.87%	<div><div></div></div>	248	244	8	0	0
Against	126	20.13%	<div><div></div></div>	61	65	0	0	0
Total Votes Cast	626	100.00%	<div><div></div></div>	309	309	8	0	0
Overvotes	0			0	0	0	0	0
Undervotes	5			3	2	0	0	0
Contest Totals	631			312	311	8	0	0



## PCT 219

### Proposition B – City of Allen

Vote For 1

	TOTAL	VOTE %		Election Day	Early Voting	Ballots By Mail	Provisional	Limited Ballot
For	365	59.35%	<div><div></div></div>	178	182	5	0	0
Against	250	40.65%	<div><div></div></div>	125	122	3	0	0
Total Votes Cast	615	100.00%	<div><div></div></div>	303	304	8	0	0
Overvotes	0			0	0	0	0	0
Undervotes	16			9	7	0	0	0
Contest Totals	631			312	311	8	0	0

### Proposition C – City of Allen

Vote For 1

	TOTAL	VOTE %		Election Day	Early Voting	Ballots By Mail	Provisional	Limited Ballot
For	303	49.43%	<div><div></div></div>	156	142	5	0	0
Against	310	50.57%	<div><div></div></div>	148	159	3	0	0
Total Votes Cast	613	100.00%	<div><div></div></div>	304	301	8	0	0
Overvotes	0			0	0	0	0	0
Undervotes	18			8	10	0	0	0
Contest Totals	631			312	311	8	0	0

### Proposition D – City of Allen

Vote For 1

	TOTAL	VOTE %		Election Day	Early Voting	Ballots By Mail	Provisional	Limited Ballot
For	406	65.48%	<div><div></div></div>	198	202	6	0	0
Against	214	34.52%	<div><div></div></div>	107	105	2	0	0
Total Votes Cast	620	100.00%	<div><div></div></div>	305	307	8	0	0
Overvotes	0			0	0	0	0	0
Undervotes	11			7	4	0	0	0
Contest Totals	631			312	311	8	0	0

### Proposition E – City of Allen

Vote For 1

	TOTAL	VOTE %		Election Day	Early Voting	Ballots By Mail	Provisional	Limited Ballot
For	401	64.47%	<div><div></div></div>	196	197	8	0	0
Against	221	35.53%	<div><div></div></div>	112	109	0	0	0
Total Votes Cast	622	100.00%	<div><div></div></div>	308	306	8	0	0
Overvotes	0			0	0	0	0	0
Undervotes	9			4	5	0	0	0
Contest Totals	631			312	311	8	0	0

## PCT 220

### Proposition 1 – State of Texas

Vote For 1

	TOTAL	VOTE %		Election Day	Early Voting	Ballots By Mail	Provisional	Limited Ballot
For	356	79.11%	<div><div></div></div>	195	154	6	1	0
Against	94	20.89%	<div><div></div></div>	58	36	0	0	0
Total Votes Cast	450	100.00%	<div><div></div></div>	253	190	6	1	0
Overvotes	0			0	0	0	0	0
Undervotes	14			6	8	0	0	0
Contest Totals	464			259	198	6	1	0

### Proposition 2 – State of Texas

Vote For 1

	TOTAL	VOTE %		Election Day	Early Voting	Ballots By Mail	Provisional	Limited Ballot
For	312	71.23%	<div><div></div></div>	181	128	3	0	0
Against	126	28.77%	<div><div></div></div>	66	57	3	0	0
Total Votes Cast	438	100.00%	<div><div></div></div>	247	185	6	0	0
Overvotes	0			0	0	0	0	0
Undervotes	26			12	13	0	1	0
Contest Totals	464			259	198	6	1	0

### Proposition 3 – State of Texas

Vote For 1

	TOTAL	VOTE %		Election Day	Early Voting	Ballots By Mail	Provisional	Limited Ballot
For	305	67.93%	<div><div></div></div>	164	134	6	1	0
Against	144	32.07%	<div><div></div></div>	87	57	0	0	0
Total Votes Cast	449	100.00%	<div><div></div></div>	251	191	6	1	0
Overvotes	0			0	0	0	0	0
Undervotes	15			8	7	0	0	0
Contest Totals	464			259	198	6	1	0

### Proposition 4 – State of Texas

Vote For 1

	TOTAL	VOTE %		Election Day	Early Voting	Ballots By Mail	Provisional	Limited Ballot
For	379	84.41%	<div><div></div></div>	206	166	6	1	0
Against	70	15.59%	<div><div></div></div>	44	26	0	0	0
Total Votes Cast	449	100.00%	<div><div></div></div>	250	192	6	1	0
Overvotes	0			0	0	0	0	0
Undervotes	15			9	6	0	0	0
Contest Totals	464			259	198	6	1	0

## PCT 220

### Proposition 5 – State of Texas

Vote For 1

	TOTAL	VOTE %		Election Day	Early Voting	Ballots By Mail	Provisional	Limited Ballot
For	326	73.59%	<div><div></div></div>	184	140	2	0	0
Against	117	26.41%	<div><div></div></div>	61	51	4	1	0
Total Votes Cast	443	100.00%	<div><div></div></div>	245	191	6	1	0
Overvotes	0			0	0	0	0	0
Undervotes	21			14	7	0	0	0
Contest Totals	464			259	198	6	1	0

### Proposition 6 – State of Texas

Vote For 1

	TOTAL	VOTE %		Election Day	Early Voting	Ballots By Mail	Provisional	Limited Ballot
For	375	85.03%	<div><div></div></div>	201	167	6	1	0
Against	66	14.97%	<div><div></div></div>	44	22	0	0	0
Total Votes Cast	441	100.00%	<div><div></div></div>	245	189	6	1	0
Overvotes	0			0	0	0	0	0
Undervotes	23			14	9	0	0	0
Contest Totals	464			259	198	6	1	0

### Proposition 7 – State of Texas

Vote For 1

	TOTAL	VOTE %		Election Day	Early Voting	Ballots By Mail	Provisional	Limited Ballot
For	323	72.75%	<div><div></div></div>	169	147	6	1	0
Against	121	27.25%	<div><div></div></div>	78	43	0	0	0
Total Votes Cast	444	100.00%	<div><div></div></div>	247	190	6	1	0
Overvotes	0			0	0	0	0	0
Undervotes	20			12	8	0	0	0
Contest Totals	464			259	198	6	1	0

### Proposition 8 – State of Texas

Vote For 1

	TOTAL	VOTE %		Election Day	Early Voting	Ballots By Mail	Provisional	Limited Ballot
For	352	78.75%	<div><div></div></div>	193	152	6	1	0
Against	95	21.25%	<div><div></div></div>	56	39	0	0	0
Total Votes Cast	447	100.00%	<div><div></div></div>	249	191	6	1	0
Overvotes	0			0	0	0	0	0
Undervotes	17			10	7	0	0	0
Contest Totals	464			259	198	6	1	0

## PCT 220

### Proposition 9 – State of Texas

Vote For 1

	TOTAL	VOTE %		Election Day	Early Voting	Ballots By Mail	Provisional	Limited Ballot
For	375	83.33%	<div><div></div></div>	194	176	4	1	0
Against	75	16.67%	<div><div></div></div>	54	19	2	0	0
Total Votes Cast	450	100.00%	<div><div></div></div>	248	195	6	1	0
Overvotes	0			0	0	0	0	0
Undervotes	14			11	3	0	0	0
Contest Totals	464			259	198	6	1	0

### Proposition 10 – State of Texas

Vote For 1

	TOTAL	VOTE %		Election Day	Early Voting	Ballots By Mail	Provisional	Limited Ballot
For	240	55.17%	<div><div></div></div>	126	110	4	0	0
Against	195	44.83%	<div><div></div></div>	118	74	2	1	0
Total Votes Cast	435	100.00%	<div><div></div></div>	244	184	6	1	0
Overvotes	0			0	0	0	0	0
Undervotes	29			15	14	0	0	0
Contest Totals	464			259	198	6	1	0

### Proposition 11 – State of Texas

Vote For 1

	TOTAL	VOTE %		Election Day	Early Voting	Ballots By Mail	Provisional	Limited Ballot
For	289	70.15%	<div><div></div></div>	157	127	4	1	0
Against	123	29.85%	<div><div></div></div>	74	47	2	0	0
Total Votes Cast	412	100.00%	<div><div></div></div>	231	174	6	1	0
Overvotes	0			0	0	0	0	0
Undervotes	52			28	24	0	0	0
Contest Totals	464			259	198	6	1	0

### Proposition 12 – State of Texas

Vote For 1

	TOTAL	VOTE %		Election Day	Early Voting	Ballots By Mail	Provisional	Limited Ballot
For	225	56.68%	<div><div></div></div>	122	97	6	0	0
Against	172	43.32%	<div><div></div></div>	99	73	0	0	0
Total Votes Cast	397	100.00%	<div><div></div></div>	221	170	6	0	0
Overvotes	0			0	0	0	0	0
Undervotes	67			38	28	0	1	0
Contest Totals	464			259	198	6	1	0

## PCT 220

### Proposition 13 – State of Texas

Vote For 1

	TOTAL	VOTE %		Election Day	Early Voting	Ballots By Mail	Provisional	Limited Ballot
For	164	37.27%	<div><div></div></div>	82	78	4	0	0
Against	276	62.73%	<div><div></div></div>	166	108	2	0	0
Total Votes Cast	440	100.00%	<div><div></div></div>	248	186	6	0	0
Overvotes	0			0	0	0	0	0
Undervotes	24			11	12	0	1	0
Contest Totals	464			259	198	6	1	0

### Proposition 14 – State of Texas

Vote For 1

	TOTAL	VOTE %		Election Day	Early Voting	Ballots By Mail	Provisional	Limited Ballot
For	358	81.92%	<div><div></div></div>	196	158	4	0	0
Against	79	18.08%	<div><div></div></div>	47	30	2	0	0
Total Votes Cast	437	100.00%	<div><div></div></div>	243	188	6	0	0
Overvotes	0			0	0	0	0	0
Undervotes	27			16	10	0	1	0
Contest Totals	464			259	198	6	1	0

### Proposition A – Collin County

Vote For 1

	TOTAL	VOTE %		Election Day	Early Voting	Ballots By Mail	Provisional	Limited Ballot
For	245	56.19%	<div><div></div></div>	125	116	4	0	0
Against	191	43.81%	<div><div></div></div>	121	68	2	0	0
Total Votes Cast	436	100.00%	<div><div></div></div>	246	184	6	0	0
Overvotes	0			0	0	0	0	0
Undervotes	28			13	14	0	1	0
Contest Totals	464			259	198	6	1	0

### Proposition B – Collin County

Vote For 1

	TOTAL	VOTE %		Election Day	Early Voting	Ballots By Mail	Provisional	Limited Ballot
For	292	65.77%	<div><div></div></div>	157	130	4	1	0
Against	152	34.23%	<div><div></div></div>	93	57	2	0	0
Total Votes Cast	444	100.00%	<div><div></div></div>	250	187	6	1	0
Overvotes	0			0	0	0	0	0
Undervotes	20			9	11	0	0	0
Contest Totals	464			259	198	6	1	0

## PCT 220

### Proposition C – Collin County

Vote For 1

	TOTAL	VOTE %		Election Day	Early Voting	Ballots By Mail	Provisional	Limited Ballot
For	236	54.25%	<div><div></div></div>	123	109	4	0	0
Against	199	45.75%	<div><div></div></div>	124	73	2	0	0
Total Votes Cast	435	100.00%	<div><div></div></div>	247	182	6	0	0
Overvotes	0			0	0	0	0	0
Undervotes	29			12	16	0	1	0
Contest Totals	464			259	198	6	1	0

### Proposition D – Collin County

Vote For 1

	TOTAL	VOTE %		Election Day	Early Voting	Ballots By Mail	Provisional	Limited Ballot
For	299	68.26%	<div><div></div></div>	160	135	4	0	0
Against	139	31.74%	<div><div></div></div>	86	51	2	0	0
Total Votes Cast	438	100.00%	<div><div></div></div>	246	186	6	0	0
Overvotes	0			0	0	0	0	0
Undervotes	26			13	12	0	1	0
Contest Totals	464			259	198	6	1	0

### Proposition E – Collin County

Vote For 1

	TOTAL	VOTE %		Election Day	Early Voting	Ballots By Mail	Provisional	Limited Ballot
For	355	79.24%	<div><div></div></div>	191	157	6	1	0
Against	93	20.76%	<div><div></div></div>	61	32	0	0	0
Total Votes Cast	448	100.00%	<div><div></div></div>	252	189	6	1	0
Overvotes	0			0	0	0	0	0
Undervotes	16			7	9	0	0	0
Contest Totals	464			259	198	6	1	0

### Proposition A – Prosper ISD

Vote For 1

	TOTAL	VOTE %		Election Day	Early Voting	Ballots By Mail	Provisional	Limited Ballot
FOR	143	61.64%	<div><div></div></div>	56	84	2	1	0
AGAINST	89	38.36%	<div><div></div></div>	51	36	2	0	0
Total Votes Cast	232	100.00%	<div><div></div></div>	107	120	4	1	0
Overvotes	0			0	0	0	0	0
Undervotes	4			2	2	0	0	0
Contest Totals	236			109	122	4	1	0

## PCT 220

### Proposition B – Prosper ISD

Vote For 1

	TOTAL	VOTE %		Election Day	Early Voting	Ballots By Mail	Provisional	Limited Ballot
FOR	147	64.47%	<div><div></div></div>	59	86	2	0	0
AGAINST	81	35.53%	<div><div></div></div>	46	33	2	0	0
Total Votes Cast	228	100.00%	<div><div></div></div>	105	119	4	0	0
Overvotes	0			0	0	0	0	0
Undervotes	8			4	3	0	1	0
Contest Totals	236			109	122	4	1	0

### Proposition C – Prosper ISD

Vote For 1

	TOTAL	VOTE %		Election Day	Early Voting	Ballots By Mail	Provisional	Limited Ballot
FOR	87	38.50%	<div><div></div></div>	36	49	2	0	0
AGAINST	139	61.50%	<div><div></div></div>	67	70	2	0	0
Total Votes Cast	226	100.00%	<div><div></div></div>	103	119	4	0	0
Overvotes	0			0	0	0	0	0
Undervotes	10			6	3	0	1	0
Contest Totals	236			109	122	4	1	0

### Proposition D – Prosper ISD

Vote For 1

	TOTAL	VOTE %		Election Day	Early Voting	Ballots By Mail	Provisional	Limited Ballot
FOR	121	53.78%	<div><div></div></div>	48	71	2	0	0
AGAINST	104	46.22%	<div><div></div></div>	55	47	2	0	0
Total Votes Cast	225	100.00%	<div><div></div></div>	103	118	4	0	0
Overvotes	0			0	0	0	0	0
Undervotes	11			6	4	0	1	0
Contest Totals	236			109	122	4	1	0

## PCT 221

### Proposition 1 – State of Texas

Vote For 1

	TOTAL	VOTE %		Election Day	Early Voting	Ballots By Mail	Provisional	Limited Ballot
For	497	73.85%	<div><div></div></div>	238	247	12	0	0
Against	176	26.15%	<div><div></div></div>	84	85	7	0	0
Total Votes Cast	673	100.00%	<div><div></div></div>	322	332	19	0	0
Overvotes	0			0	0	0	0	0
Undervotes	18			11	5	2	0	0
Contest Totals	691			333	337	21	0	0

### Proposition 2 – State of Texas

Vote For 1

	TOTAL	VOTE %		Election Day	Early Voting	Ballots By Mail	Provisional	Limited Ballot
For	407	61.20%	<div><div></div></div>	192	198	17	0	0
Against	258	38.80%	<div><div></div></div>	125	131	2	0	0
Total Votes Cast	665	100.00%	<div><div></div></div>	317	329	19	0	0
Overvotes	0			0	0	0	0	0
Undervotes	26			16	8	2	0	0
Contest Totals	691			333	337	21	0	0

### Proposition 3 – State of Texas

Vote For 1

	TOTAL	VOTE %		Election Day	Early Voting	Ballots By Mail	Provisional	Limited Ballot
For	506	75.07%	<div><div></div></div>	249	245	12	0	0
Against	168	24.93%	<div><div></div></div>	74	86	8	0	0
Total Votes Cast	674	100.00%	<div><div></div></div>	323	331	20	0	0
Overvotes	0			0	0	0	0	0
Undervotes	17			10	6	1	0	0
Contest Totals	691			333	337	21	0	0

### Proposition 4 – State of Texas

Vote For 1

	TOTAL	VOTE %		Election Day	Early Voting	Ballots By Mail	Provisional	Limited Ballot
For	594	87.61%	<div><div></div></div>	288	289	17	0	0
Against	84	12.39%	<div><div></div></div>	38	42	4	0	0
Total Votes Cast	678	100.00%	<div><div></div></div>	326	331	21	0	0
Overvotes	0			0	0	0	0	0
Undervotes	13			7	6	0	0	0
Contest Totals	691			333	337	21	0	0



## PCT 221

### Proposition 5 – State of Texas

Vote For 1

	TOTAL	VOTE %		Election Day	Early Voting	Ballots By Mail	Provisional	Limited Ballot
For	418	62.20%	<div><div></div></div>	178	223	17	0	0
Against	254	37.80%	<div><div></div></div>	146	106	2	0	0
Total Votes Cast	672	100.00%	<div><div></div></div>	324	329	19	0	0
Overvotes	0			0	0	0	0	0
Undervotes	19			9	8	2	0	0
Contest Totals	691			333	337	21	0	0

### Proposition 6 – State of Texas

Vote For 1

	TOTAL	VOTE %		Election Day	Early Voting	Ballots By Mail	Provisional	Limited Ballot
For	531	78.67%	<div><div></div></div>	240	271	20	0	0
Against	144	21.33%	<div><div></div></div>	84	59	1	0	0
Total Votes Cast	675	100.00%	<div><div></div></div>	324	330	21	0	0
Overvotes	0			0	0	0	0	0
Undervotes	16			9	7	0	0	0
Contest Totals	691			333	337	21	0	0

### Proposition 7 – State of Texas

Vote For 1

	TOTAL	VOTE %		Election Day	Early Voting	Ballots By Mail	Provisional	Limited Ballot
For	451	66.91%	<div><div></div></div>	207	232	12	0	0
Against	223	33.09%	<div><div></div></div>	116	100	7	0	0
Total Votes Cast	674	100.00%	<div><div></div></div>	323	332	19	0	0
Overvotes	0			0	0	0	0	0
Undervotes	17			10	5	2	0	0
Contest Totals	691			333	337	21	0	0

### Proposition 8 – State of Texas

Vote For 1

	TOTAL	VOTE %		Election Day	Early Voting	Ballots By Mail	Provisional	Limited Ballot
For	454	67.56%	<div><div></div></div>	207	231	16	0	0
Against	218	32.44%	<div><div></div></div>	118	97	3	0	0
Total Votes Cast	672	100.00%	<div><div></div></div>	325	328	19	0	0
Overvotes	0			0	0	0	0	0
Undervotes	19			8	9	2	0	0
Contest Totals	691			333	337	21	0	0

## PCT 221

### Proposition 9 – State of Texas

Vote For 1

	TOTAL	VOTE %		Election Day	Early Voting	Ballots By Mail	Provision al	Limited Ballot
For	521	76.96%	<div><div></div></div>	246	258	17	0	0
Against	156	23.04%	<div><div></div></div>	78	74	4	0	0
Total Votes Cast	677	100.00%	<div><div></div></div>	324	332	21	0	0
Overvotes	0			0	0	0	0	0
Undervotes	14			9	5	0	0	0
Contest Totals	691			333	337	21	0	0

### Proposition 10 – State of Texas

Vote For 1

	TOTAL	VOTE %		Election Day	Early Voting	Ballots By Mail	Provision al	Limited Ballot
For	331	50.23%	<div><div></div></div>	136	179	16	0	0
Against	328	49.77%	<div><div></div></div>	179	146	3	0	0
Total Votes Cast	659	100.00%	<div><div></div></div>	315	325	19	0	0
Overvotes	0			0	0	0	0	0
Undervotes	32			18	12	2	0	0
Contest Totals	691			333	337	21	0	0

### Proposition 11 – State of Texas

Vote For 1

	TOTAL	VOTE %		Election Day	Early Voting	Ballots By Mail	Provision al	Limited Ballot
For	392	62.42%	<div><div></div></div>	179	203	10	0	0
Against	236	37.58%	<div><div></div></div>	121	107	8	0	0
Total Votes Cast	628	100.00%	<div><div></div></div>	300	310	18	0	0
Overvotes	0			0	0	0	0	0
Undervotes	63			33	27	3	0	0
Contest Totals	691			333	337	21	0	0

### Proposition 12 – State of Texas

Vote For 1

	TOTAL	VOTE %		Election Day	Early Voting	Ballots By Mail	Provision al	Limited Ballot
For	321	54.31%	<div><div></div></div>	150	159	12	0	0
Against	270	45.69%	<div><div></div></div>	133	131	6	0	0
Total Votes Cast	591	100.00%	<div><div></div></div>	283	290	18	0	0
Overvotes	0			0	0	0	0	0
Undervotes	100			50	47	3	0	0
Contest Totals	691			333	337	21	0	0

## PCT 221

### Proposition 13 – State of Texas

Vote For 1

	TOTAL	VOTE %		Election Day	Early Voting	Ballots By Mail	Provisional	Limited Ballot
For	246	37.39%	<div><div></div></div>	103	138	5	0	0
Against	412	62.61%	<div><div></div></div>	207	191	14	0	0
Total Votes Cast	658	100.00%	<div><div></div></div>	310	329	19	0	0
Overvotes	0			0	0	0	0	0
Undervotes	33			23	8	2	0	0
Contest Totals	691			333	337	21	0	0

### Proposition 14 – State of Texas

Vote For 1

	TOTAL	VOTE %		Election Day	Early Voting	Ballots By Mail	Provisional	Limited Ballot
For	485	72.82%	<div><div></div></div>	223	246	16	0	0
Against	181	27.18%	<div><div></div></div>	97	79	5	0	0
Total Votes Cast	666	100.00%	<div><div></div></div>	320	325	21	0	0
Overvotes	0			0	0	0	0	0
Undervotes	25			13	12	0	0	0
Contest Totals	691			333	337	21	0	0

### Proposition A – Collin County

Vote For 1

	TOTAL	VOTE %		Election Day	Early Voting	Ballots By Mail	Provisional	Limited Ballot
For	330	50.08%	<div><div></div></div>	151	169	10	0	0
Against	329	49.92%	<div><div></div></div>	164	157	8	0	0
Total Votes Cast	659	100.00%	<div><div></div></div>	315	326	18	0	0
Overvotes	0			0	0	0	0	0
Undervotes	32			18	11	3	0	0
Contest Totals	691			333	337	21	0	0

### Proposition B – Collin County

Vote For 1

	TOTAL	VOTE %		Election Day	Early Voting	Ballots By Mail	Provisional	Limited Ballot
For	429	64.32%	<div><div></div></div>	191	223	15	0	0
Against	238	35.68%	<div><div></div></div>	129	106	3	0	0
Total Votes Cast	667	100.00%	<div><div></div></div>	320	329	18	0	0
Overvotes	0			0	0	0	0	0
Undervotes	24			13	8	3	0	0
Contest Totals	691			333	337	21	0	0

## PCT 221

### Proposition C – Collin County

Vote For 1

	TOTAL	VOTE %		Election Day	Early Voting	Ballots By Mail	Provisional	Limited Ballot
For	345	52.67%	<div><div></div></div>	166	169	10	0	0
Against	310	47.33%	<div><div></div></div>	148	155	7	0	0
Total Votes Cast	655	100.00%	<div><div></div></div>	314	324	17	0	0
Overvotes	0			0	0	0	0	0
Undervotes	36			19	13	4	0	0
Contest Totals	691			333	337	21	0	0

### Proposition D – Collin County

Vote For 1

	TOTAL	VOTE %		Election Day	Early Voting	Ballots By Mail	Provisional	Limited Ballot
For	410	61.93%	<div><div></div></div>	182	215	13	0	0
Against	252	38.07%	<div><div></div></div>	135	110	7	0	0
Total Votes Cast	662	100.00%	<div><div></div></div>	317	325	20	0	0
Overvotes	0			0	0	0	0	0
Undervotes	29			16	12	1	0	0
Contest Totals	691			333	337	21	0	0

### Proposition E – Collin County

Vote For 1

	TOTAL	VOTE %		Election Day	Early Voting	Ballots By Mail	Provisional	Limited Ballot
For	444	66.57%	<div><div></div></div>	217	212	15	0	0
Against	223	33.43%	<div><div></div></div>	105	113	5	0	0
Total Votes Cast	667	100.00%	<div><div></div></div>	322	325	20	0	0
Overvotes	0			0	0	0	0	0
Undervotes	24			11	12	1	0	0
Contest Totals	691			333	337	21	0	0

## PCT 222

### Proposition 1 – State of Texas

Vote For 1

	TOTAL	VOTE %		Election Day	Early Voting	Ballots By Mail	Provision al	Limited Ballot
For	423	75.27%	<div><div></div></div>	169	249	5	0	0
Against	139	24.73%	<div><div></div></div>	70	69	0	0	0
Total Votes Cast	562	100.00%	<div><div></div></div>	239	318	5	0	0
Overvotes	0			0	0	0	0	0
Undervotes	11			3	8	0	0	0
Contest Totals	573			242	326	5	0	0

### Proposition 2 – State of Texas

Vote For 1

	TOTAL	VOTE %		Election Day	Early Voting	Ballots By Mail	Provision al	Limited Ballot
For	369	67.34%	<div><div></div></div>	160	205	4	0	0
Against	179	32.66%	<div><div></div></div>	72	106	1	0	0
Total Votes Cast	548	100.00%	<div><div></div></div>	232	311	5	0	0
Overvotes	0			0	0	0	0	0
Undervotes	25			10	15	0	0	0
Contest Totals	573			242	326	5	0	0

### Proposition 3 – State of Texas

Vote For 1

	TOTAL	VOTE %		Election Day	Early Voting	Ballots By Mail	Provision al	Limited Ballot
For	401	71.74%	<div><div></div></div>	159	237	5	0	0
Against	158	28.26%	<div><div></div></div>	79	79	0	0	0
Total Votes Cast	559	100.00%	<div><div></div></div>	238	316	5	0	0
Overvotes	0			0	0	0	0	0
Undervotes	14			4	10	0	0	0
Contest Totals	573			242	326	5	0	0

### Proposition 4 – State of Texas

Vote For 1

	TOTAL	VOTE %		Election Day	Early Voting	Ballots By Mail	Provision al	Limited Ballot
For	488	86.37%	<div><div></div></div>	197	286	5	0	0
Against	77	13.63%	<div><div></div></div>	43	34	0	0	0
Total Votes Cast	565	100.00%	<div><div></div></div>	240	320	5	0	0
Overvotes	0			0	0	0	0	0
Undervotes	8			2	6	0	0	0
Contest Totals	573			242	326	5	0	0

## PCT 222

### Proposition 5 – State of Texas

Vote For 1

	TOTAL	VOTE %		Election Day	Early Voting	Ballots By Mail	Provisional	Limited Ballot
For	393	70.43%	<div><div></div></div>	178	211	4	0	0
Against	165	29.57%	<div><div></div></div>	59	105	1	0	0
Total Votes Cast	558	100.00%	<div><div></div></div>	237	316	5	0	0
Overvotes	0			0	0	0	0	0
Undervotes	15			5	10	0	0	0
Contest Totals	573			242	326	5	0	0

### Proposition 6 – State of Texas

Vote For 1

	TOTAL	VOTE %		Election Day	Early Voting	Ballots By Mail	Provisional	Limited Ballot
For	482	85.61%	<div><div></div></div>	199	278	5	0	0
Against	81	14.39%	<div><div></div></div>	39	42	0	0	0
Total Votes Cast	563	100.00%	<div><div></div></div>	238	320	5	0	0
Overvotes	0			0	0	0	0	0
Undervotes	10			4	6	0	0	0
Contest Totals	573			242	326	5	0	0

### Proposition 7 – State of Texas

Vote For 1

	TOTAL	VOTE %		Election Day	Early Voting	Ballots By Mail	Provisional	Limited Ballot
For	386	68.32%	<div><div></div></div>	147	234	5	0	0
Against	179	31.68%	<div><div></div></div>	93	86	0	0	0
Total Votes Cast	565	100.00%	<div><div></div></div>	240	320	5	0	0
Overvotes	0			0	0	0	0	0
Undervotes	8			2	6	0	0	0
Contest Totals	573			242	326	5	0	0

### Proposition 8 – State of Texas

Vote For 1

	TOTAL	VOTE %		Election Day	Early Voting	Ballots By Mail	Provisional	Limited Ballot
For	423	76.08%	<div><div></div></div>	190	228	5	0	0
Against	133	23.92%	<div><div></div></div>	45	88	0	0	0
Total Votes Cast	556	100.00%	<div><div></div></div>	235	316	5	0	0
Overvotes	0			0	0	0	0	0
Undervotes	17			7	10	0	0	0
Contest Totals	573			242	326	5	0	0

## PCT 222

### Proposition 9 – State of Texas

Vote For 1

	TOTAL	VOTE %		Election Day	Early Voting	Ballots By Mail	Provisional	Limited Ballot
For	459	82.11%	<div><div></div></div>	200	254	5	0	0
Against	100	17.89%	<div><div></div></div>	38	62	0	0	0
Total Votes Cast	559	100.00%	<div><div></div></div>	238	316	5	0	0
Overvotes	0			0	0	0	0	0
Undervotes	14			4	10	0	0	0
Contest Totals	573			242	326	5	0	0

### Proposition 10 – State of Texas

Vote For 1

	TOTAL	VOTE %		Election Day	Early Voting	Ballots By Mail	Provisional	Limited Ballot
For	296	54.31%	<div><div></div></div>	119	174	3	0	0
Against	249	45.69%	<div><div></div></div>	114	133	2	0	0
Total Votes Cast	545	100.00%	<div><div></div></div>	233	307	5	0	0
Overvotes	0			0	0	0	0	0
Undervotes	28			9	19	0	0	0
Contest Totals	573			242	326	5	0	0

### Proposition 11 – State of Texas

Vote For 1

	TOTAL	VOTE %		Election Day	Early Voting	Ballots By Mail	Provisional	Limited Ballot
For	325	62.26%	<div><div></div></div>	143	178	4	0	0
Against	197	37.74%	<div><div></div></div>	80	116	1	0	0
Total Votes Cast	522	100.00%	<div><div></div></div>	223	294	5	0	0
Overvotes	0			0	0	0	0	0
Undervotes	51			19	32	0	0	0
Contest Totals	573			242	326	5	0	0

### Proposition 12 – State of Texas

Vote For 1

	TOTAL	VOTE %		Election Day	Early Voting	Ballots By Mail	Provisional	Limited Ballot
For	280	55.45%	<div><div></div></div>	114	162	4	0	0
Against	225	44.55%	<div><div></div></div>	101	123	1	0	0
Total Votes Cast	505	100.00%	<div><div></div></div>	215	285	5	0	0
Overvotes	0			0	0	0	0	0
Undervotes	68			27	41	0	0	0
Contest Totals	573			242	326	5	0	0

## PCT 222

### Proposition 13 – State of Texas

Vote For 1

	TOTAL	VOTE %		Election Day	Early Voting	Ballots By Mail	Provisional	Limited Ballot
For	208	37.75%	<div><div></div></div>	88	119	1	0	0
Against	343	62.25%	<div><div></div></div>	147	192	4	0	0
Total Votes Cast	551	100.00%	<div><div></div></div>	235	311	5	0	0
Overvotes	0			0	0	0	0	0
Undervotes	22			7	15	0	0	0
Contest Totals	573			242	326	5	0	0

### Proposition 14 – State of Texas

Vote For 1

	TOTAL	VOTE %		Election Day	Early Voting	Ballots By Mail	Provisional	Limited Ballot
For	416	75.09%	<div><div></div></div>	190	221	5	0	0
Against	138	24.91%	<div><div></div></div>	47	91	0	0	0
Total Votes Cast	554	100.00%	<div><div></div></div>	237	312	5	0	0
Overvotes	0			0	0	0	0	0
Undervotes	19			5	14	0	0	0
Contest Totals	573			242	326	5	0	0

### Proposition A – Collin County

Vote For 1

	TOTAL	VOTE %		Election Day	Early Voting	Ballots By Mail	Provisional	Limited Ballot
For	295	52.96%	<div><div></div></div>	127	164	4	0	0
Against	262	47.04%	<div><div></div></div>	109	152	1	0	0
Total Votes Cast	557	100.00%	<div><div></div></div>	236	316	5	0	0
Overvotes	0			0	0	0	0	0
Undervotes	16			6	10	0	0	0
Contest Totals	573			242	326	5	0	0

### Proposition B – Collin County

Vote For 1

	TOTAL	VOTE %		Election Day	Early Voting	Ballots By Mail	Provisional	Limited Ballot
For	344	61.65%	<div><div></div></div>	141	199	4	0	0
Against	214	38.35%	<div><div></div></div>	95	118	1	0	0
Total Votes Cast	558	100.00%	<div><div></div></div>	236	317	5	0	0
Overvotes	0			0	0	0	0	0
Undervotes	15			6	9	0	0	0
Contest Totals	573			242	326	5	0	0



## PCT 222

### Proposition C – Collin County

Vote For 1

	TOTAL	VOTE %		Election Day	Early Voting	Ballots By Mail	Provisional	Limited Ballot
For	295	53.93%	<div><div></div></div>	128	163	4	0	0
Against	252	46.07%	<div><div></div></div>	105	146	1	0	0
Total Votes Cast	547	100.00%	<div><div></div></div>	233	309	5	0	0
Overvotes	0			0	0	0	0	0
Undervotes	26			9	17	0	0	0
Contest Totals	573			242	326	5	0	0

### Proposition D – Collin County

Vote For 1

	TOTAL	VOTE %		Election Day	Early Voting	Ballots By Mail	Provisional	Limited Ballot
For	351	63.36%	<div><div></div></div>	160	186	5	0	0
Against	203	36.64%	<div><div></div></div>	77	126	0	0	0
Total Votes Cast	554	100.00%	<div><div></div></div>	237	312	5	0	0
Overvotes	0			0	0	0	0	0
Undervotes	19			5	14	0	0	0
Contest Totals	573			242	326	5	0	0

### Proposition E – Collin County

Vote For 1

	TOTAL	VOTE %		Election Day	Early Voting	Ballots By Mail	Provisional	Limited Ballot
For	420	75.13%	<div><div></div></div>	176	239	5	0	0
Against	139	24.87%	<div><div></div></div>	61	78	0	0	0
Total Votes Cast	559	100.00%	<div><div></div></div>	237	317	5	0	0
Overvotes	0			0	0	0	0	0
Undervotes	14			5	9	0	0	0
Contest Totals	573			242	326	5	0	0

### Proposition A – City of Allen

Vote For 1

	TOTAL	VOTE %		Election Day	Early Voting	Ballots By Mail	Provisional	Limited Ballot
For	436	77.30%	<div><div></div></div>	190	241	5	0	0
Against	128	22.70%	<div><div></div></div>	48	80	0	0	0
Total Votes Cast	564	100.00%	<div><div></div></div>	238	321	5	0	0
Overvotes	0			0	0	0	0	0
Undervotes	9			4	5	0	0	0
Contest Totals	573			242	326	5	0	0

## PCT 222

### Proposition B – City of Allen

Vote For 1

	TOTAL	VOTE %		Election Day	Early Voting	Ballots By Mail	Provisional	Limited Ballot
For	318	57.09%	<div><div></div></div>	142	171	5	0	0
Against	239	42.91%	<div><div></div></div>	95	144	0	0	0
Total Votes Cast	557	100.00%	<div><div></div></div>	237	315	5	0	0
Overvotes	0			0	0	0	0	0
Undervotes	16			5	11	0	0	0
Contest Totals	573			242	326	5	0	0

### Proposition C – City of Allen

Vote For 1

	TOTAL	VOTE %		Election Day	Early Voting	Ballots By Mail	Provisional	Limited Ballot
For	246	44.89%	<div><div></div></div>	108	134	4	0	0
Against	302	55.11%	<div><div></div></div>	122	179	1	0	0
Total Votes Cast	548	100.00%	<div><div></div></div>	230	313	5	0	0
Overvotes	0			0	0	0	0	0
Undervotes	25			12	13	0	0	0
Contest Totals	573			242	326	5	0	0

### Proposition D – City of Allen

Vote For 1

	TOTAL	VOTE %		Election Day	Early Voting	Ballots By Mail	Provisional	Limited Ballot
For	340	61.37%	<div><div></div></div>	148	187	5	0	0
Against	214	38.63%	<div><div></div></div>	87	127	0	0	0
Total Votes Cast	554	100.00%	<div><div></div></div>	235	314	5	0	0
Overvotes	0			0	0	0	0	0
Undervotes	19			7	12	0	0	0
Contest Totals	573			242	326	5	0	0

### Proposition E – City of Allen

Vote For 1

	TOTAL	VOTE %		Election Day	Early Voting	Ballots By Mail	Provisional	Limited Ballot
For	355	62.72%	<div><div></div></div>	146	205	4	0	0
Against	211	37.28%	<div><div></div></div>	92	118	1	0	0
Total Votes Cast	566	100.00%	<div><div></div></div>	238	323	5	0	0
Overvotes	0			0	0	0	0	0
Undervotes	7			4	3	0	0	0
Contest Totals	573			242	326	5	0	0

## PCT 223

### Proposition 1 – State of Texas

Vote For 1

	TOTAL	VOTE %		Election Day	Early Voting	Ballots By Mail	Provision al	Limited Ballot
For	246	76.16%	<div><div></div></div>	134	110	2	0	0
Against	77	23.84%	<div><div></div></div>	40	37	0	0	0
Total Votes Cast	323	100.00%	<div><div></div></div>	174	147	2	0	0
Overvotes	0			0	0	0	0	0
Undervotes	14			10	4	0	0	0
Contest Totals	337			184	151	2	0	0

### Proposition 2 – State of Texas

Vote For 1

	TOTAL	VOTE %		Election Day	Early Voting	Ballots By Mail	Provision al	Limited Ballot
For	207	64.29%	<div><div></div></div>	109	98	0	0	0
Against	115	35.71%	<div><div></div></div>	63	50	2	0	0
Total Votes Cast	322	100.00%	<div><div></div></div>	172	148	2	0	0
Overvotes	0			0	0	0	0	0
Undervotes	15			12	3	0	0	0
Contest Totals	337			184	151	2	0	0

### Proposition 3 – State of Texas

Vote For 1

	TOTAL	VOTE %		Election Day	Early Voting	Ballots By Mail	Provision al	Limited Ballot
For	250	76.69%	<div><div></div></div>	133	115	2	0	0
Against	76	23.31%	<div><div></div></div>	44	32	0	0	0
Total Votes Cast	326	100.00%	<div><div></div></div>	177	147	2	0	0
Overvotes	0			0	0	0	0	0
Undervotes	11			7	4	0	0	0
Contest Totals	337			184	151	2	0	0

### Proposition 4 – State of Texas

Vote For 1

	TOTAL	VOTE %		Election Day	Early Voting	Ballots By Mail	Provision al	Limited Ballot
For	283	85.50%	<div><div></div></div>	153	129	1	0	0
Against	48	14.50%	<div><div></div></div>	27	20	1	0	0
Total Votes Cast	331	100.00%	<div><div></div></div>	180	149	2	0	0
Overvotes	0			0	0	0	0	0
Undervotes	6			4	2	0	0	0
Contest Totals	337			184	151	2	0	0

## PCT 223

### Proposition 5 – State of Texas

Vote For 1

	TOTAL	VOTE %		Election Day	Early Voting	Ballots By Mail	Provisional	Limited Ballot
For	217	67.18%	<div><div></div></div>	122	95	0	0	0
Against	106	32.82%	<div><div></div></div>	53	51	2	0	0
Total Votes Cast	323	100.00%	<div><div></div></div>	175	146	2	0	0
Overvotes	0			0	0	0	0	0
Undervotes	14			9	5	0	0	0
Contest Totals	337			184	151	2	0	0

### Proposition 6 – State of Texas

Vote For 1

	TOTAL	VOTE %		Election Day	Early Voting	Ballots By Mail	Provisional	Limited Ballot
For	260	80.25%	<div><div></div></div>	142	116	2	0	0
Against	64	19.75%	<div><div></div></div>	32	32	0	0	0
Total Votes Cast	324	100.00%	<div><div></div></div>	174	148	2	0	0
Overvotes	0			0	0	0	0	0
Undervotes	13			10	3	0	0	0
Contest Totals	337			184	151	2	0	0

### Proposition 7 – State of Texas

Vote For 1

	TOTAL	VOTE %		Election Day	Early Voting	Ballots By Mail	Provisional	Limited Ballot
For	211	64.92%	<div><div></div></div>	113	96	2	0	0
Against	114	35.08%	<div><div></div></div>	62	52	0	0	0
Total Votes Cast	325	100.00%	<div><div></div></div>	175	148	2	0	0
Overvotes	0			0	0	0	0	0
Undervotes	12			9	3	0	0	0
Contest Totals	337			184	151	2	0	0

### Proposition 8 – State of Texas

Vote For 1

	TOTAL	VOTE %		Election Day	Early Voting	Ballots By Mail	Provisional	Limited Ballot
For	231	70.64%	<div><div></div></div>	124	106	1	0	0
Against	96	29.36%	<div><div></div></div>	53	42	1	0	0
Total Votes Cast	327	100.00%	<div><div></div></div>	177	148	2	0	0
Overvotes	0			0	0	0	0	0
Undervotes	10			7	3	0	0	0
Contest Totals	337			184	151	2	0	0

## PCT 223

### Proposition 9 – State of Texas

Vote For 1

	TOTAL	VOTE %		Election Day	Early Voting	Ballots By Mail	Provisional	Limited Ballot
For	260	79.03%	<div><div></div></div>	142	116	2	0	0
Against	69	20.97%	<div><div></div></div>	36	33	0	0	0
Total Votes Cast	329	100.00%	<div><div></div></div>	178	149	2	0	0
Overvotes	0			0	0	0	0	0
Undervotes	8			6	2	0	0	0
Contest Totals	337			184	151	2	0	0

### Proposition 10 – State of Texas

Vote For 1

	TOTAL	VOTE %		Election Day	Early Voting	Ballots By Mail	Provisional	Limited Ballot
For	157	48.91%	<div><div></div></div>	85	71	1	0	0
Against	164	51.09%	<div><div></div></div>	89	74	1	0	0
Total Votes Cast	321	100.00%	<div><div></div></div>	174	145	2	0	0
Overvotes	0			0	0	0	0	0
Undervotes	16			10	6	0	0	0
Contest Totals	337			184	151	2	0	0

### Proposition 11 – State of Texas

Vote For 1

	TOTAL	VOTE %		Election Day	Early Voting	Ballots By Mail	Provisional	Limited Ballot
For	210	67.52%	<div><div></div></div>	111	99	0	0	0
Against	101	32.48%	<div><div></div></div>	53	46	2	0	0
Total Votes Cast	311	100.00%	<div><div></div></div>	164	145	2	0	0
Overvotes	0			0	0	0	0	0
Undervotes	26			20	6	0	0	0
Contest Totals	337			184	151	2	0	0

### Proposition 12 – State of Texas

Vote For 1

	TOTAL	VOTE %		Election Day	Early Voting	Ballots By Mail	Provisional	Limited Ballot
For	180	61.86%	<div><div></div></div>	92	87	1	0	0
Against	111	38.14%	<div><div></div></div>	59	51	1	0	0
Total Votes Cast	291	100.00%	<div><div></div></div>	151	138	2	0	0
Overvotes	0			0	0	0	0	0
Undervotes	46			33	13	0	0	0
Contest Totals	337			184	151	2	0	0

## PCT 223

### Proposition 13 – State of Texas

Vote For 1

	TOTAL	VOTE %		Election Day	Early Voting	Ballots By Mail	Provisional	Limited Ballot
For	103	32.19%	<div><div></div></div>	44	59	0	0	0
Against	217	67.81%	<div><div></div></div>	128	87	2	0	0
Total Votes Cast	320	100.00%	<div><div></div></div>	172	146	2	0	0
Overvotes	0			0	0	0	0	0
Undervotes	17			12	5	0	0	0
Contest Totals	337			184	151	2	0	0

### Proposition 14 – State of Texas

Vote For 1

	TOTAL	VOTE %		Election Day	Early Voting	Ballots By Mail	Provisional	Limited Ballot
For	242	74.46%	<div><div></div></div>	133	109	0	0	0
Against	83	25.54%	<div><div></div></div>	43	38	2	0	0
Total Votes Cast	325	100.00%	<div><div></div></div>	176	147	2	0	0
Overvotes	0			0	0	0	0	0
Undervotes	12			8	4	0	0	0
Contest Totals	337			184	151	2	0	0

### Proposition A – Collin County

Vote For 1

	TOTAL	VOTE %		Election Day	Early Voting	Ballots By Mail	Provisional	Limited Ballot
For	175	54.52%	<div><div></div></div>	83	91	1	0	0
Against	146	45.48%	<div><div></div></div>	90	55	1	0	0
Total Votes Cast	321	100.00%	<div><div></div></div>	173	146	2	0	0
Overvotes	0			0	0	0	0	0
Undervotes	16			11	5	0	0	0
Contest Totals	337			184	151	2	0	0

### Proposition B – Collin County

Vote For 1

	TOTAL	VOTE %		Election Day	Early Voting	Ballots By Mail	Provisional	Limited Ballot
For	210	64.81%	<div><div></div></div>	110	99	1	0	0
Against	114	35.19%	<div><div></div></div>	66	47	1	0	0
Total Votes Cast	324	100.00%	<div><div></div></div>	176	146	2	0	0
Overvotes	0			0	0	0	0	0
Undervotes	13			8	5	0	0	0
Contest Totals	337			184	151	2	0	0

## PCT 223

### Proposition C – Collin County

Vote For 1

	TOTAL	VOTE %		Election Day	Early Voting	Ballots By Mail	Provisional	Limited Ballot
For	190	59.01%	<div><div></div></div>	95	94	1	0	0
Against	132	40.99%	<div><div></div></div>	78	53	1	0	0
Total Votes Cast	322	100.00%	<div><div></div></div>	173	147	2	0	0
Overvotes	0			0	0	0	0	0
Undervotes	15			11	4	0	0	0
Contest Totals	337			184	151	2	0	0

### Proposition D – Collin County

Vote For 1

	TOTAL	VOTE %		Election Day	Early Voting	Ballots By Mail	Provisional	Limited Ballot
For	210	64.81%	<div><div></div></div>	113	97	0	0	0
Against	114	35.19%	<div><div></div></div>	59	53	2	0	0
Total Votes Cast	324	100.00%	<div><div></div></div>	172	150	2	0	0
Overvotes	0			0	0	0	0	0
Undervotes	13			12	1	0	0	0
Contest Totals	337			184	151	2	0	0

### Proposition E – Collin County

Vote For 1

	TOTAL	VOTE %		Election Day	Early Voting	Ballots By Mail	Provisional	Limited Ballot
For	256	78.53%	<div><div></div></div>	128	127	1	0	0
Against	70	21.47%	<div><div></div></div>	47	22	1	0	0
Total Votes Cast	326	100.00%	<div><div></div></div>	175	149	2	0	0
Overvotes	0			0	0	0	0	0
Undervotes	11			9	2	0	0	0
Contest Totals	337			184	151	2	0	0

### Proposition A – City of Allen

Vote For 1

	TOTAL	VOTE %		Election Day	Early Voting	Ballots By Mail	Provisional	Limited Ballot
For	258	78.42%	<div><div></div></div>	132	125	1	0	0
Against	71	21.58%	<div><div></div></div>	45	25	1	0	0
Total Votes Cast	329	100.00%	<div><div></div></div>	177	150	2	0	0
Overvotes	0			0	0	0	0	0
Undervotes	8			7	1	0	0	0
Contest Totals	337			184	151	2	0	0

## PCT 223

### Proposition B – City of Allen

Vote For 1

	TOTAL	VOTE %		Election Day	Early Voting	Ballots By Mail	Provisional	Limited Ballot
For	181	56.04%	<div><div></div></div>	99	82	0	0	0
Against	142	43.96%	<div><div></div></div>	75	65	2	0	0
Total Votes Cast	323	100.00%	<div><div></div></div>	174	147	2	0	0
Overvotes	0			0	0	0	0	0
Undervotes	14			10	4	0	0	0
Contest Totals	337			184	151	2	0	0

### Proposition C – City of Allen

Vote For 1

	TOTAL	VOTE %		Election Day	Early Voting	Ballots By Mail	Provisional	Limited Ballot
For	158	49.53%	<div><div></div></div>	78	80	0	0	0
Against	161	50.47%	<div><div></div></div>	93	66	2	0	0
Total Votes Cast	319	100.00%	<div><div></div></div>	171	146	2	0	0
Overvotes	0			0	0	0	0	0
Undervotes	18			13	5	0	0	0
Contest Totals	337			184	151	2	0	0

### Proposition D – City of Allen

Vote For 1

	TOTAL	VOTE %		Election Day	Early Voting	Ballots By Mail	Provisional	Limited Ballot
For	210	65.02%	<div><div></div></div>	105	105	0	0	0
Against	113	34.98%	<div><div></div></div>	67	44	2	0	0
Total Votes Cast	323	100.00%	<div><div></div></div>	172	149	2	0	0
Overvotes	0			0	0	0	0	0
Undervotes	14			12	2	0	0	0
Contest Totals	337			184	151	2	0	0

### Proposition E – City of Allen

Vote For 1

	TOTAL	VOTE %		Election Day	Early Voting	Ballots By Mail	Provisional	Limited Ballot
For	223	67.58%	<div><div></div></div>	111	112	0	0	0
Against	107	32.42%	<div><div></div></div>	67	38	2	0	0
Total Votes Cast	330	100.00%	<div><div></div></div>	178	150	2	0	0
Overvotes	0			0	0	0	0	0
Undervotes	7			6	1	0	0	0
Contest Totals	337			184	151	2	0	0



## PCT 224

### Proposition 1 – State of Texas

Vote For 1

	TOTAL	VOTE %		Election Day	Early Voting	Ballots By Mail	Provision al	Limited Ballot
For	623	85.81%	<div><div></div></div>	193	428	2	0	0
Against	103	14.19%	<div><div></div></div>	35	66	2	0	0
Total Votes Cast	726	100.00%	<div><div></div></div>	228	494	4	0	0
Overvotes	0			0	0	0	0	0
Undervotes	18			6	11	1	0	0
Contest Totals	744			234	505	5	0	0

### Proposition 2 – State of Texas

Vote For 1

	TOTAL	VOTE %		Election Day	Early Voting	Ballots By Mail	Provision al	Limited Ballot
For	432	61.98%	<div><div></div></div>	131	298	3	0	0
Against	265	38.02%	<div><div></div></div>	87	176	2	0	0
Total Votes Cast	697	100.00%	<div><div></div></div>	218	474	5	0	0
Overvotes	0			0	0	0	0	0
Undervotes	47			16	31	0	0	0
Contest Totals	744			234	505	5	0	0

### Proposition 3 – State of Texas

Vote For 1

	TOTAL	VOTE %		Election Day	Early Voting	Ballots By Mail	Provision al	Limited Ballot
For	584	82.14%	<div><div></div></div>	174	406	4	0	0
Against	127	17.86%	<div><div></div></div>	50	76	1	0	0
Total Votes Cast	711	100.00%	<div><div></div></div>	224	482	5	0	0
Overvotes	0			0	0	0	0	0
Undervotes	33			10	23	0	0	0
Contest Totals	744			234	505	5	0	0

### Proposition 4 – State of Texas

Vote For 1

	TOTAL	VOTE %		Election Day	Early Voting	Ballots By Mail	Provision al	Limited Ballot
For	642	89.92%	<div><div></div></div>	206	432	4	0	0
Against	72	10.08%	<div><div></div></div>	21	51	0	0	0
Total Votes Cast	714	100.00%	<div><div></div></div>	227	483	4	0	0
Overvotes	0			0	0	0	0	0
Undervotes	30			7	22	1	0	0
Contest Totals	744			234	505	5	0	0

## PCT 224

### Proposition 5 – State of Texas

Vote For 1

	TOTAL	VOTE %		Election Day	Early Voting	Ballots By Mail	Provisional	Limited Ballot
For	444	62.89%	<div><div></div></div>	118	324	2	0	0
Against	262	37.11%	<div><div></div></div>	103	157	2	0	0
Total Votes Cast	706	100.00%	<div><div></div></div>	221	481	4	0	0
Overvotes	0			0	0	0	0	0
Undervotes	38			13	24	1	0	0
Contest Totals	744			234	505	5	0	0

### Proposition 6 – State of Texas

Vote For 1

	TOTAL	VOTE %		Election Day	Early Voting	Ballots By Mail	Provisional	Limited Ballot
For	571	80.31%	<div><div></div></div>	174	392	5	0	0
Against	140	19.69%	<div><div></div></div>	50	90	0	0	0
Total Votes Cast	711	100.00%	<div><div></div></div>	224	482	5	0	0
Overvotes	0			0	0	0	0	0
Undervotes	33			10	23	0	0	0
Contest Totals	744			234	505	5	0	0

### Proposition 7 – State of Texas

Vote For 1

	TOTAL	VOTE %		Election Day	Early Voting	Ballots By Mail	Provisional	Limited Ballot
For	523	72.84%	<div><div></div></div>	161	357	5	0	0
Against	195	27.16%	<div><div></div></div>	69	126	0	0	0
Total Votes Cast	718	100.00%	<div><div></div></div>	230	483	5	0	0
Overvotes	0			0	0	0	0	0
Undervotes	26			4	22	0	0	0
Contest Totals	744			234	505	5	0	0

### Proposition 8 – State of Texas

Vote For 1

	TOTAL	VOTE %		Election Day	Early Voting	Ballots By Mail	Provisional	Limited Ballot
For	499	70.18%	<div><div></div></div>	141	356	2	0	0
Against	212	29.82%	<div><div></div></div>	84	126	2	0	0
Total Votes Cast	711	100.00%	<div><div></div></div>	225	482	4	0	0
Overvotes	0			0	0	0	0	0
Undervotes	33			9	23	1	0	0
Contest Totals	744			234	505	5	0	0

## PCT 224

### Proposition 9 – State of Texas

Vote For 1

	TOTAL	VOTE %		Election Day	Early Voting	Ballots By Mail	Provision al	Limited Ballot
For	546	76.26%	<div><div></div></div>	163	381	2	0	0
Against	170	23.74%	<div><div></div></div>	59	109	2	0	0
Total Votes Cast	716	100.00%	<div><div></div></div>	222	490	4	0	0
Overvotes	0			0	0	0	0	0
Undervotes	28			12	15	1	0	0
Contest Totals	744			234	505	5	0	0

### Proposition 10 – State of Texas

Vote For 1

	TOTAL	VOTE %		Election Day	Early Voting	Ballots By Mail	Provision al	Limited Ballot
For	387	55.76%	<div><div></div></div>	93	290	4	0	0
Against	307	44.24%	<div><div></div></div>	123	184	0	0	0
Total Votes Cast	694	100.00%	<div><div></div></div>	216	474	4	0	0
Overvotes	0			0	0	0	0	0
Undervotes	50			18	31	1	0	0
Contest Totals	744			234	505	5	0	0

### Proposition 11 – State of Texas

Vote For 1

	TOTAL	VOTE %		Election Day	Early Voting	Ballots By Mail	Provision al	Limited Ballot
For	367	55.61%	<div><div></div></div>	96	269	2	0	0
Against	293	44.39%	<div><div></div></div>	114	177	2	0	0
Total Votes Cast	660	100.00%	<div><div></div></div>	210	446	4	0	0
Overvotes	0			0	0	0	0	0
Undervotes	84			24	59	1	0	0
Contest Totals	744			234	505	5	0	0

### Proposition 12 – State of Texas

Vote For 1

	TOTAL	VOTE %		Election Day	Early Voting	Ballots By Mail	Provision al	Limited Ballot
For	365	57.48%	<div><div></div></div>	108	255	2	0	0
Against	270	42.52%	<div><div></div></div>	94	174	2	0	0
Total Votes Cast	635	100.00%	<div><div></div></div>	202	429	4	0	0
Overvotes	0			0	0	0	0	0
Undervotes	109			32	76	1	0	0
Contest Totals	744			234	505	5	0	0

## PCT 224

### Proposition 13 – State of Texas

Vote For 1

	TOTAL	VOTE %		Election Day	Early Voting	Ballots By Mail	Provisional	Limited Ballot
For	262	37.92%	<div><div></div></div>	76	185	1	0	0
Against	429	62.08%	<div><div></div></div>	143	282	4	0	0
Total Votes Cast	691	100.00%	<div><div></div></div>	219	467	5	0	0
Overvotes	0			0	0	0	0	0
Undervotes	53			15	38	0	0	0
Contest Totals	744			234	505	5	0	0

### Proposition 14 – State of Texas

Vote For 1

	TOTAL	VOTE %		Election Day	Early Voting	Ballots By Mail	Provisional	Limited Ballot
For	524	74.22%	<div><div></div></div>	156	364	4	0	0
Against	182	25.78%	<div><div></div></div>	65	116	1	0	0
Total Votes Cast	706	100.00%	<div><div></div></div>	221	480	5	0	0
Overvotes	0			0	0	0	0	0
Undervotes	38			13	25	0	0	0
Contest Totals	744			234	505	5	0	0

### Proposition A – Collin County

Vote For 1

	TOTAL	VOTE %		Election Day	Early Voting	Ballots By Mail	Provisional	Limited Ballot
For	382	53.73%	<div><div></div></div>	110	269	3	0	0
Against	329	46.27%	<div><div></div></div>	111	216	2	0	0
Total Votes Cast	711	100.00%	<div><div></div></div>	221	485	5	0	0
Overvotes	0			0	0	0	0	0
Undervotes	33			13	20	0	0	0
Contest Totals	744			234	505	5	0	0

### Proposition B – Collin County

Vote For 1

	TOTAL	VOTE %		Election Day	Early Voting	Ballots By Mail	Provisional	Limited Ballot
For	436	61.32%	<div><div></div></div>	126	306	4	0	0
Against	275	38.68%	<div><div></div></div>	96	179	0	0	0
Total Votes Cast	711	100.00%	<div><div></div></div>	222	485	4	0	0
Overvotes	0			0	0	0	0	0
Undervotes	33			12	20	1	0	0
Contest Totals	744			234	505	5	0	0

## PCT 224

### Proposition C – Collin County

Vote For 1

	TOTAL	VOTE %		Election Day	Early Voting	Ballots By Mail	Provisional	Limited Ballot
For	379	54.30%	<div><div></div></div>	103	273	3	0	0
Against	319	45.70%	<div><div></div></div>	116	202	1	0	0
Total Votes Cast	698	100.00%	<div><div></div></div>	219	475	4	0	0
Overvotes	0			0	0	0	0	0
Undervotes	46			15	30	1	0	0
Contest Totals	744			234	505	5	0	0

### Proposition D – Collin County

Vote For 1

	TOTAL	VOTE %		Election Day	Early Voting	Ballots By Mail	Provisional	Limited Ballot
For	434	61.47%	<div><div></div></div>	127	304	3	0	0
Against	272	38.53%	<div><div></div></div>	90	180	2	0	0
Total Votes Cast	706	100.00%	<div><div></div></div>	217	484	5	0	0
Overvotes	0			0	0	0	0	0
Undervotes	38			17	21	0	0	0
Contest Totals	744			234	505	5	0	0

### Proposition E – Collin County

Vote For 1

	TOTAL	VOTE %		Election Day	Early Voting	Ballots By Mail	Provisional	Limited Ballot
For	553	77.56%	<div><div></div></div>	165	383	5	0	0
Against	160	22.44%	<div><div></div></div>	59	101	0	0	0
Total Votes Cast	713	100.00%	<div><div></div></div>	224	484	5	0	0
Overvotes	0			0	0	0	0	0
Undervotes	31			10	21	0	0	0
Contest Totals	744			234	505	5	0	0

### Proposition A – Prosper ISD

Vote For 1

	TOTAL	VOTE %		Election Day	Early Voting	Ballots By Mail	Provisional	Limited Ballot
FOR	444	60.16%	<div><div></div></div>	110	329	5	0	0
AGAINST	294	39.84%	<div><div></div></div>	120	174	0	0	0
Total Votes Cast	738	100.00%	<div><div></div></div>	230	503	5	0	0
Overvotes	0			0	0	0	0	0
Undervotes	6			4	2	0	0	0
Contest Totals	744			234	505	5	0	0

## PCT 224

### Proposition B – Prosper ISD

Vote For 1

	TOTAL	VOTE %		Election Day	Early Voting	Ballots By Mail	Provisional	Limited Ballot
FOR	447	60.73%	<div><div></div></div>	121	323	3	0	0
AGAINST	289	39.27%	<div><div></div></div>	110	178	1	0	0
Total Votes Cast	736	100.00%	<div><div></div></div>	231	501	4	0	0
Overvotes	0			0	0	0	0	0
Undervotes	8			3	4	1	0	0
Contest Totals	744			234	505	5	0	0

### Proposition C – Prosper ISD

Vote For 1

	TOTAL	VOTE %		Election Day	Early Voting	Ballots By Mail	Provisional	Limited Ballot
FOR	303	41.17%	<div><div></div></div>	69	232	2	0	0
AGAINST	433	58.83%	<div><div></div></div>	162	268	3	0	0
Total Votes Cast	736	100.00%	<div><div></div></div>	231	500	5	0	0
Overvotes	0			0	0	0	0	0
Undervotes	8			3	5	0	0	0
Contest Totals	744			234	505	5	0	0

### Proposition D – Prosper ISD

Vote For 1

	TOTAL	VOTE %		Election Day	Early Voting	Ballots By Mail	Provisional	Limited Ballot
FOR	365	49.73%	<div><div></div></div>	94	269	2	0	0
AGAINST	369	50.27%	<div><div></div></div>	135	231	3	0	0
Total Votes Cast	734	100.00%	<div><div></div></div>	229	500	5	0	0
Overvotes	0			0	0	0	0	0
Undervotes	10			5	5	0	0	0
Contest Totals	744			234	505	5	0	0

## PCT 225

### Proposition 1 – State of Texas

Vote For 1

	TOTAL	VOTE %		Election Day	Early Voting	Ballots By Mail	Provision al	Limited Ballot
For	234	76.22%	<div><div></div></div>	130	102	2	0	0
Against	73	23.78%	<div><div></div></div>	39	29	5	0	0
Total Votes Cast	307	100.00%	<div><div></div></div>	169	131	7	0	0
Overvotes	0			0	0	0	0	0
Undervotes	5			3	2	0	0	0
Contest Totals	312			172	133	7	0	0

### Proposition 2 – State of Texas

Vote For 1

	TOTAL	VOTE %		Election Day	Early Voting	Ballots By Mail	Provision al	Limited Ballot
For	186	61.79%	<div><div></div></div>	103	79	4	0	0
Against	115	38.21%	<div><div></div></div>	63	49	3	0	0
Total Votes Cast	301	100.00%	<div><div></div></div>	166	128	7	0	0
Overvotes	0			0	0	0	0	0
Undervotes	11			6	5	0	0	0
Contest Totals	312			172	133	7	0	0

### Proposition 3 – State of Texas

Vote For 1

	TOTAL	VOTE %		Election Day	Early Voting	Ballots By Mail	Provision al	Limited Ballot
For	206	68.21%	<div><div></div></div>	119	85	2	0	0
Against	96	31.79%	<div><div></div></div>	50	41	5	0	0
Total Votes Cast	302	100.00%	<div><div></div></div>	169	126	7	0	0
Overvotes	0			0	0	0	0	0
Undervotes	10			3	7	0	0	0
Contest Totals	312			172	133	7	0	0

### Proposition 4 – State of Texas

Vote For 1

	TOTAL	VOTE %		Election Day	Early Voting	Ballots By Mail	Provision al	Limited Ballot
For	263	85.95%	<div><div></div></div>	142	117	4	0	0
Against	43	14.05%	<div><div></div></div>	26	14	3	0	0
Total Votes Cast	306	100.00%	<div><div></div></div>	168	131	7	0	0
Overvotes	0			0	0	0	0	0
Undervotes	6			4	2	0	0	0
Contest Totals	312			172	133	7	0	0

## PCT 225

### Proposition 5 – State of Texas

Vote For 1

	TOTAL	VOTE %		Election Day	Early Voting	Ballots By Mail	Provisional	Limited Ballot
For	195	65.00%	<div><div></div></div>	111	80	4	0	0
Against	105	35.00%	<div><div></div></div>	55	47	3	0	0
Total Votes Cast	300	100.00%	<div><div></div></div>	166	127	7	0	0
Overvotes	0			0	0	0	0	0
Undervotes	12			6	6	0	0	0
Contest Totals	312			172	133	7	0	0

### Proposition 6 – State of Texas

Vote For 1

	TOTAL	VOTE %		Election Day	Early Voting	Ballots By Mail	Provisional	Limited Ballot
For	242	79.34%	<div><div></div></div>	131	106	5	0	0
Against	63	20.66%	<div><div></div></div>	37	24	2	0	0
Total Votes Cast	305	100.00%	<div><div></div></div>	168	130	7	0	0
Overvotes	0			0	0	0	0	0
Undervotes	7			4	3	0	0	0
Contest Totals	312			172	133	7	0	0

### Proposition 7 – State of Texas

Vote For 1

	TOTAL	VOTE %		Election Day	Early Voting	Ballots By Mail	Provisional	Limited Ballot
For	209	68.52%	<div><div></div></div>	114	93	2	0	0
Against	96	31.48%	<div><div></div></div>	55	36	5	0	0
Total Votes Cast	305	100.00%	<div><div></div></div>	169	129	7	0	0
Overvotes	0			0	0	0	0	0
Undervotes	7			3	4	0	0	0
Contest Totals	312			172	133	7	0	0

### Proposition 8 – State of Texas

Vote For 1

	TOTAL	VOTE %		Election Day	Early Voting	Ballots By Mail	Provisional	Limited Ballot
For	211	70.10%	<div><div></div></div>	124	83	4	0	0
Against	90	29.90%	<div><div></div></div>	43	44	3	0	0
Total Votes Cast	301	100.00%	<div><div></div></div>	167	127	7	0	0
Overvotes	0			0	0	0	0	0
Undervotes	11			5	6	0	0	0
Contest Totals	312			172	133	7	0	0



## PCT 225

### Proposition 9 – State of Texas

Vote For 1

	TOTAL	VOTE %		Election Day	Early Voting	Ballots By Mail	Provision al	Limited Ballot
For	249	81.64%	<div><div></div></div>	139	104	6	0	0
Against	56	18.36%	<div><div></div></div>	29	26	1	0	0
Total Votes Cast	305	100.00%	<div><div></div></div>	168	130	7	0	0
Overvotes	0			0	0	0	0	0
Undervotes	7			4	3	0	0	0
Contest Totals	312			172	133	7	0	0

### Proposition 10 – State of Texas

Vote For 1

	TOTAL	VOTE %		Election Day	Early Voting	Ballots By Mail	Provision al	Limited Ballot
For	160	53.51%	<div><div></div></div>	86	71	3	0	0
Against	139	46.49%	<div><div></div></div>	79	56	4	0	0
Total Votes Cast	299	100.00%	<div><div></div></div>	165	127	7	0	0
Overvotes	0			0	0	0	0	0
Undervotes	13			7	6	0	0	0
Contest Totals	312			172	133	7	0	0

### Proposition 11 – State of Texas

Vote For 1

	TOTAL	VOTE %		Election Day	Early Voting	Ballots By Mail	Provision al	Limited Ballot
For	182	62.76%	<div><div></div></div>	104	73	5	0	0
Against	108	37.24%	<div><div></div></div>	56	51	1	0	0
Total Votes Cast	290	100.00%	<div><div></div></div>	160	124	6	0	0
Overvotes	0			0	0	0	0	0
Undervotes	22			12	9	1	0	0
Contest Totals	312			172	133	7	0	0

### Proposition 12 – State of Texas

Vote For 1

	TOTAL	VOTE %		Election Day	Early Voting	Ballots By Mail	Provision al	Limited Ballot
For	145	51.24%	<div><div></div></div>	79	66	0	0	0
Against	138	48.76%	<div><div></div></div>	77	54	7	0	0
Total Votes Cast	283	100.00%	<div><div></div></div>	156	120	7	0	0
Overvotes	0			0	0	0	0	0
Undervotes	29			16	13	0	0	0
Contest Totals	312			172	133	7	0	0

## PCT 225

### Proposition 13 – State of Texas

Vote For 1

	TOTAL	VOTE %		Election Day	Early Voting	Ballots By Mail	Provisional	Limited Ballot
For	95	31.56%	<div><div></div></div>	50	42	3	0	0
Against	206	68.44%	<div><div></div></div>	118	84	4	0	0
Total Votes Cast	301	100.00%	<div><div></div></div>	168	126	7	0	0
Overvotes	0			0	0	0	0	0
Undervotes	11			4	7	0	0	0
Contest Totals	312			172	133	7	0	0

### Proposition 14 – State of Texas

Vote For 1

	TOTAL	VOTE %		Election Day	Early Voting	Ballots By Mail	Provisional	Limited Ballot
For	227	75.92%	<div><div></div></div>	130	91	6	0	0
Against	72	24.08%	<div><div></div></div>	36	35	1	0	0
Total Votes Cast	299	100.00%	<div><div></div></div>	166	126	7	0	0
Overvotes	0			0	0	0	0	0
Undervotes	13			6	7	0	0	0
Contest Totals	312			172	133	7	0	0

### Proposition A – Collin County

Vote For 1

	TOTAL	VOTE %		Election Day	Early Voting	Ballots By Mail	Provisional	Limited Ballot
For	161	54.03%	<div><div></div></div>	85	70	6	0	0
Against	137	45.97%	<div><div></div></div>	78	58	1	0	0
Total Votes Cast	298	100.00%	<div><div></div></div>	163	128	7	0	0
Overvotes	0			0	0	0	0	0
Undervotes	14			9	5	0	0	0
Contest Totals	312			172	133	7	0	0

### Proposition B – Collin County

Vote For 1

	TOTAL	VOTE %		Election Day	Early Voting	Ballots By Mail	Provisional	Limited Ballot
For	198	64.92%	<div><div></div></div>	114	78	6	0	0
Against	107	35.08%	<div><div></div></div>	54	52	1	0	0
Total Votes Cast	305	100.00%	<div><div></div></div>	168	130	7	0	0
Overvotes	0			0	0	0	0	0
Undervotes	7			4	3	0	0	0
Contest Totals	312			172	133	7	0	0

## PCT 225

### Proposition C – Collin County

Vote For 1

	TOTAL	VOTE %		Election Day	Early Voting	Ballots By Mail	Provisional	Limited Ballot
For	177	58.80%	<div><div></div></div>	93	80	4	0	0
Against	124	41.20%	<div><div></div></div>	73	48	3	0	0
Total Votes Cast	301	100.00%	<div><div></div></div>	166	128	7	0	0
Overvotes	0			0	0	0	0	0
Undervotes	11			6	5	0	0	0
Contest Totals	312			172	133	7	0	0

### Proposition D – Collin County

Vote For 1

	TOTAL	VOTE %		Election Day	Early Voting	Ballots By Mail	Provisional	Limited Ballot
For	197	66.11%	<div><div></div></div>	112	79	6	0	0
Against	101	33.89%	<div><div></div></div>	51	49	1	0	0
Total Votes Cast	298	100.00%	<div><div></div></div>	163	128	7	0	0
Overvotes	0			0	0	0	0	0
Undervotes	14			9	5	0	0	0
Contest Totals	312			172	133	7	0	0

### Proposition E – Collin County

Vote For 1

	TOTAL	VOTE %		Election Day	Early Voting	Ballots By Mail	Provisional	Limited Ballot
For	229	75.08%	<div><div></div></div>	126	97	6	0	0
Against	76	24.92%	<div><div></div></div>	43	32	1	0	0
Total Votes Cast	305	100.00%	<div><div></div></div>	169	129	7	0	0
Overvotes	0			0	0	0	0	0
Undervotes	7			3	4	0	0	0
Contest Totals	312			172	133	7	0	0

## PCT 226

### Proposition 1 – State of Texas

Vote For 1

	TOTAL	VOTE %		Election Day	Early Voting	Ballots By Mail	Provision al	Limited Ballot
For	361	73.23%	<div><div></div></div>	183	169	9	0	0
Against	132	26.77%	<div><div></div></div>	69	61	2	0	0
Total Votes Cast	493	100.00%	<div><div></div></div>	252	230	11	0	0
Overvotes	0			0	0	0	0	0
Undervotes	10			7	3	0	0	0
Contest Totals	503			259	233	11	0	0

### Proposition 2 – State of Texas

Vote For 1

	TOTAL	VOTE %		Election Day	Early Voting	Ballots By Mail	Provision al	Limited Ballot
For	313	65.21%	<div><div></div></div>	158	151	4	0	0
Against	167	34.79%	<div><div></div></div>	88	72	7	0	0
Total Votes Cast	480	100.00%	<div><div></div></div>	246	223	11	0	0
Overvotes	0			0	0	0	0	0
Undervotes	23			13	10	0	0	0
Contest Totals	503			259	233	11	0	0

### Proposition 3 – State of Texas

Vote For 1

	TOTAL	VOTE %		Election Day	Early Voting	Ballots By Mail	Provision al	Limited Ballot
For	311	64.39%	<div><div></div></div>	152	152	7	0	0
Against	172	35.61%	<div><div></div></div>	94	74	4	0	0
Total Votes Cast	483	100.00%	<div><div></div></div>	246	226	11	0	0
Overvotes	0			0	0	0	0	0
Undervotes	20			13	7	0	0	0
Contest Totals	503			259	233	11	0	0

### Proposition 4 – State of Texas

Vote For 1

	TOTAL	VOTE %		Election Day	Early Voting	Ballots By Mail	Provision al	Limited Ballot
For	407	82.22%	<div><div></div></div>	211	186	10	0	0
Against	88	17.78%	<div><div></div></div>	43	44	1	0	0
Total Votes Cast	495	100.00%	<div><div></div></div>	254	230	11	0	0
Overvotes	0			0	0	0	0	0
Undervotes	8			5	3	0	0	0
Contest Totals	503			259	233	11	0	0

## PCT 226

### Proposition 5 – State of Texas

Vote For 1

	TOTAL	VOTE %		Election Day	Early Voting	Ballots By Mail	Provisional	Limited Ballot
For	309	63.98%	<div><div></div></div>	160	143	6	0	0
Against	174	36.02%	<div><div></div></div>	88	81	5	0	0
Total Votes Cast	483	100.00%	<div><div></div></div>	248	224	11	0	0
Overvotes	0			0	0	0	0	0
Undervotes	20			11	9	0	0	0
Contest Totals	503			259	233	11	0	0

### Proposition 6 – State of Texas

Vote For 1

	TOTAL	VOTE %		Election Day	Early Voting	Ballots By Mail	Provisional	Limited Ballot
For	397	80.86%	<div><div></div></div>	195	192	10	0	0
Against	94	19.14%	<div><div></div></div>	56	37	1	0	0
Total Votes Cast	491	100.00%	<div><div></div></div>	251	229	11	0	0
Overvotes	0			0	0	0	0	0
Undervotes	12			8	4	0	0	0
Contest Totals	503			259	233	11	0	0

### Proposition 7 – State of Texas

Vote For 1

	TOTAL	VOTE %		Election Day	Early Voting	Ballots By Mail	Provisional	Limited Ballot
For	323	66.05%	<div><div></div></div>	161	152	10	0	0
Against	166	33.95%	<div><div></div></div>	89	76	1	0	0
Total Votes Cast	489	100.00%	<div><div></div></div>	250	228	11	0	0
Overvotes	0			0	0	0	0	0
Undervotes	14			9	5	0	0	0
Contest Totals	503			259	233	11	0	0

### Proposition 8 – State of Texas

Vote For 1

	TOTAL	VOTE %		Election Day	Early Voting	Ballots By Mail	Provisional	Limited Ballot
For	346	71.34%	<div><div></div></div>	177	161	8	0	0
Against	139	28.66%	<div><div></div></div>	71	65	3	0	0
Total Votes Cast	485	100.00%	<div><div></div></div>	248	226	11	0	0
Overvotes	0			0	0	0	0	0
Undervotes	18			11	7	0	0	0
Contest Totals	503			259	233	11	0	0

## PCT 226

### Proposition 9 – State of Texas

Vote For 1

	TOTAL	VOTE %		Election Day	Early Voting	Ballots By Mail	Provision al	Limited Ballot
For	411	83.20%	<div><div></div></div>	204	197	10	0	0
Against	83	16.80%	<div><div></div></div>	49	33	1	0	0
Total Votes Cast	494	100.00%	<div><div></div></div>	253	230	11	0	0
Overvotes	0			0	0	0	0	0
Undervotes	9			6	3	0	0	0
Contest Totals	503			259	233	11	0	0

### Proposition 10 – State of Texas

Vote For 1

	TOTAL	VOTE %		Election Day	Early Voting	Ballots By Mail	Provision al	Limited Ballot
For	237	49.17%	<div><div></div></div>	117	113	7	0	0
Against	245	50.83%	<div><div></div></div>	129	112	4	0	0
Total Votes Cast	482	100.00%	<div><div></div></div>	246	225	11	0	0
Overvotes	0			0	0	0	0	0
Undervotes	21			13	8	0	0	0
Contest Totals	503			259	233	11	0	0

### Proposition 11 – State of Texas

Vote For 1

	TOTAL	VOTE %		Election Day	Early Voting	Ballots By Mail	Provision al	Limited Ballot
For	299	65.14%	<div><div></div></div>	156	134	9	0	0
Against	160	34.86%	<div><div></div></div>	75	83	2	0	0
Total Votes Cast	459	100.00%	<div><div></div></div>	231	217	11	0	0
Overvotes	0			0	0	0	0	0
Undervotes	44			28	16	0	0	0
Contest Totals	503			259	233	11	0	0

### Proposition 12 – State of Texas

Vote For 1

	TOTAL	VOTE %		Election Day	Early Voting	Ballots By Mail	Provision al	Limited Ballot
For	207	47.48%	<div><div></div></div>	92	110	5	0	0
Against	229	52.52%	<div><div></div></div>	124	99	6	0	0
Total Votes Cast	436	100.00%	<div><div></div></div>	216	209	11	0	0
Overvotes	0			0	0	0	0	0
Undervotes	67			43	24	0	0	0
Contest Totals	503			259	233	11	0	0

## PCT 226

### Proposition 13 – State of Texas

Vote For 1

	TOTAL	VOTE %		Election Day	Early Voting	Ballots By Mail	Provisional	Limited Ballot
For	161	33.89%	<div><div></div></div>	66	92	3	0	0
Against	314	66.11%	<div><div></div></div>	178	128	8	0	0
Total Votes Cast	475	100.00%	<div><div></div></div>	244	220	11	0	0
Overvotes	0			0	0	0	0	0
Undervotes	28			15	13	0	0	0
Contest Totals	503			259	233	11	0	0

### Proposition 14 – State of Texas

Vote For 1

	TOTAL	VOTE %		Election Day	Early Voting	Ballots By Mail	Provisional	Limited Ballot
For	384	79.18%	<div><div></div></div>	194	181	9	0	0
Against	101	20.82%	<div><div></div></div>	52	47	2	0	0
Total Votes Cast	485	100.00%	<div><div></div></div>	246	228	11	0	0
Overvotes	0			0	0	0	0	0
Undervotes	18			13	5	0	0	0
Contest Totals	503			259	233	11	0	0

### Proposition A – Collin County

Vote For 1

	TOTAL	VOTE %		Election Day	Early Voting	Ballots By Mail	Provisional	Limited Ballot
For	256	53.00%	<div><div></div></div>	133	114	9	0	0
Against	227	47.00%	<div><div></div></div>	114	111	2	0	0
Total Votes Cast	483	100.00%	<div><div></div></div>	247	225	11	0	0
Overvotes	0			0	0	0	0	0
Undervotes	20			12	8	0	0	0
Contest Totals	503			259	233	11	0	0

### Proposition B – Collin County

Vote For 1

	TOTAL	VOTE %		Election Day	Early Voting	Ballots By Mail	Provisional	Limited Ballot
For	339	69.18%	<div><div></div></div>	176	154	9	0	0
Against	151	30.82%	<div><div></div></div>	76	73	2	0	0
Total Votes Cast	490	100.00%	<div><div></div></div>	252	227	11	0	0
Overvotes	0			0	0	0	0	0
Undervotes	13			7	6	0	0	0
Contest Totals	503			259	233	11	0	0

## PCT 226

### Proposition C – Collin County

Vote For 1

	TOTAL	VOTE %		Election Day	Early Voting	Ballots By Mail	Provisional	Limited Ballot
For	259	53.73%	<div><div></div></div>	124	127	8	0	0
Against	223	46.27%	<div><div></div></div>	121	99	3	0	0
Total Votes Cast	482	100.00%	<div><div></div></div>	245	226	11	0	0
Overvotes	0			0	0	0	0	0
Undervotes	21			14	7	0	0	0
Contest Totals	503			259	233	11	0	0

### Proposition D – Collin County

Vote For 1

	TOTAL	VOTE %		Election Day	Early Voting	Ballots By Mail	Provisional	Limited Ballot
For	313	64.80%	<div><div></div></div>	164	141	8	0	0
Against	170	35.20%	<div><div></div></div>	81	86	3	0	0
Total Votes Cast	483	100.00%	<div><div></div></div>	245	227	11	0	0
Overvotes	0			0	0	0	0	0
Undervotes	20			14	6	0	0	0
Contest Totals	503			259	233	11	0	0

### Proposition E – Collin County

Vote For 1

	TOTAL	VOTE %		Election Day	Early Voting	Ballots By Mail	Provisional	Limited Ballot
For	383	78.64%	<div><div></div></div>	193	180	10	0	0
Against	104	21.36%	<div><div></div></div>	57	46	1	0	0
Total Votes Cast	487	100.00%	<div><div></div></div>	250	226	11	0	0
Overvotes	0			0	0	0	0	0
Undervotes	16			9	7	0	0	0
Contest Totals	503			259	233	11	0	0



## PCT 227

### Proposition 1 – State of Texas

Vote For 1

	TOTAL	VOTE %		Election Day	Early Voting	Ballots By Mail	Provision al	Limited Ballot
For	494	73.84%	<div><div></div></div>	243	249	2	0	0
Against	175	26.16%	<div><div></div></div>	89	86	0	0	0
Total Votes Cast	669	100.00%	<div><div></div></div>	332	335	2	0	0
Overvotes	0			0	0	0	0	0
Undervotes	19			10	9	0	0	0
Contest Totals	688			342	344	2	0	0

### Proposition 2 – State of Texas

Vote For 1

	TOTAL	VOTE %		Election Day	Early Voting	Ballots By Mail	Provision al	Limited Ballot
For	431	65.60%	<div><div></div></div>	213	216	2	0	0
Against	226	34.40%	<div><div></div></div>	113	113	0	0	0
Total Votes Cast	657	100.00%	<div><div></div></div>	326	329	2	0	0
Overvotes	0			0	0	0	0	0
Undervotes	31			16	15	0	0	0
Contest Totals	688			342	344	2	0	0

### Proposition 3 – State of Texas

Vote For 1

	TOTAL	VOTE %		Election Day	Early Voting	Ballots By Mail	Provision al	Limited Ballot
For	448	67.37%	<div><div></div></div>	213	234	1	0	0
Against	217	32.63%	<div><div></div></div>	115	101	1	0	0
Total Votes Cast	665	100.00%	<div><div></div></div>	328	335	2	0	0
Overvotes	0			0	0	0	0	0
Undervotes	23			14	9	0	0	0
Contest Totals	688			342	344	2	0	0

### Proposition 4 – State of Texas

Vote For 1

	TOTAL	VOTE %		Election Day	Early Voting	Ballots By Mail	Provision al	Limited Ballot
For	570	85.07%	<div><div></div></div>	279	289	2	0	0
Against	100	14.93%	<div><div></div></div>	52	48	0	0	0
Total Votes Cast	670	100.00%	<div><div></div></div>	331	337	2	0	0
Overvotes	0			0	0	0	0	0
Undervotes	18			11	7	0	0	0
Contest Totals	688			342	344	2	0	0

## PCT 227

### Proposition 5 – State of Texas

Vote For 1

	TOTAL	VOTE %		Election Day	Early Voting	Ballots By Mail	Provisional	Limited Ballot
For	459	68.61%	<div><div></div></div>	238	220	1	0	0
Against	210	31.39%	<div><div></div></div>	94	115	1	0	0
Total Votes Cast	669	100.00%	<div><div></div></div>	332	335	2	0	0
Overvotes	0			0	0	0	0	0
Undervotes	19			10	9	0	0	0
Contest Totals	688			342	344	2	0	0

### Proposition 6 – State of Texas

Vote For 1

	TOTAL	VOTE %		Election Day	Early Voting	Ballots By Mail	Provisional	Limited Ballot
For	541	80.87%	<div><div></div></div>	262	277	2	0	0
Against	128	19.13%	<div><div></div></div>	69	59	0	0	0
Total Votes Cast	669	100.00%	<div><div></div></div>	331	336	2	0	0
Overvotes	0			0	0	0	0	0
Undervotes	19			11	8	0	0	0
Contest Totals	688			342	344	2	0	0

### Proposition 7 – State of Texas

Vote For 1

	TOTAL	VOTE %		Election Day	Early Voting	Ballots By Mail	Provisional	Limited Ballot
For	451	67.31%	<div><div></div></div>	215	234	2	0	0
Against	219	32.69%	<div><div></div></div>	117	102	0	0	0
Total Votes Cast	670	100.00%	<div><div></div></div>	332	336	2	0	0
Overvotes	0			0	0	0	0	0
Undervotes	18			10	8	0	0	0
Contest Totals	688			342	344	2	0	0

### Proposition 8 – State of Texas

Vote For 1

	TOTAL	VOTE %		Election Day	Early Voting	Ballots By Mail	Provisional	Limited Ballot
For	473	71.02%	<div><div></div></div>	234	237	2	0	0
Against	193	28.98%	<div><div></div></div>	98	95	0	0	0
Total Votes Cast	666	100.00%	<div><div></div></div>	332	332	2	0	0
Overvotes	0			0	0	0	0	0
Undervotes	22			10	12	0	0	0
Contest Totals	688			342	344	2	0	0

## PCT 227

### Proposition 9 – State of Texas

Vote For 1

	TOTAL	VOTE %		Election Day	Early Voting	Ballots By Mail	Provisional	Limited Ballot
For	584	86.39%	<div><div></div></div>	295	287	2	0	0
Against	92	13.61%	<div><div></div></div>	43	49	0	0	0
Total Votes Cast	676	100.00%	<div><div></div></div>	338	336	2	0	0
Overvotes	0			0	0	0	0	0
Undervotes	12			4	8	0	0	0
Contest Totals	688			342	344	2	0	0

### Proposition 10 – State of Texas

Vote For 1

	TOTAL	VOTE %		Election Day	Early Voting	Ballots By Mail	Provisional	Limited Ballot
For	329	50.00%	<div><div></div></div>	156	171	2	0	0
Against	329	50.00%	<div><div></div></div>	173	156	0	0	0
Total Votes Cast	658	100.00%	<div><div></div></div>	329	327	2	0	0
Overvotes	0			0	0	0	0	0
Undervotes	30			13	17	0	0	0
Contest Totals	688			342	344	2	0	0

### Proposition 11 – State of Texas

Vote For 1

	TOTAL	VOTE %		Election Day	Early Voting	Ballots By Mail	Provisional	Limited Ballot
For	391	62.76%	<div><div></div></div>	210	179	2	0	0
Against	232	37.24%	<div><div></div></div>	101	131	0	0	0
Total Votes Cast	623	100.00%	<div><div></div></div>	311	310	2	0	0
Overvotes	0			0	0	0	0	0
Undervotes	65			31	34	0	0	0
Contest Totals	688			342	344	2	0	0

### Proposition 12 – State of Texas

Vote For 1

	TOTAL	VOTE %		Election Day	Early Voting	Ballots By Mail	Provisional	Limited Ballot
For	302	50.67%	<div><div></div></div>	156	144	2	0	0
Against	294	49.33%	<div><div></div></div>	145	149	0	0	0
Total Votes Cast	596	100.00%	<div><div></div></div>	301	293	2	0	0
Overvotes	0			0	0	0	0	0
Undervotes	92			41	51	0	0	0
Contest Totals	688			342	344	2	0	0

## PCT 227

### Proposition 13 – State of Texas

Vote For 1

	TOTAL	VOTE %		Election Day	Early Voting	Ballots By Mail	Provisional	Limited Ballot
For	224	34.30%	<div><div></div></div>	109	115	0	0	0
Against	429	65.70%	<div><div></div></div>	216	211	2	0	0
Total Votes Cast	653	100.00%	<div><div></div></div>	325	326	2	0	0
Overvotes	0			0	0	0	0	0
Undervotes	35			17	18	0	0	0
Contest Totals	688			342	344	2	0	0

### Proposition 14 – State of Texas

Vote For 1

	TOTAL	VOTE %		Election Day	Early Voting	Ballots By Mail	Provisional	Limited Ballot
For	513	77.14%	<div><div></div></div>	260	251	2	0	0
Against	152	22.86%	<div><div></div></div>	69	83	0	0	0
Total Votes Cast	665	100.00%	<div><div></div></div>	329	334	2	0	0
Overvotes	0			0	0	0	0	0
Undervotes	23			13	10	0	0	0
Contest Totals	688			342	344	2	0	0

### Proposition A – Collin County

Vote For 1

	TOTAL	VOTE %		Election Day	Early Voting	Ballots By Mail	Provisional	Limited Ballot
For	372	56.36%	<div><div></div></div>	193	177	2	0	0
Against	288	43.64%	<div><div></div></div>	137	151	0	0	0
Total Votes Cast	660	100.00%	<div><div></div></div>	330	328	2	0	0
Overvotes	0			0	0	0	0	0
Undervotes	28			12	16	0	0	0
Contest Totals	688			342	344	2	0	0

### Proposition B – Collin County

Vote For 1

	TOTAL	VOTE %		Election Day	Early Voting	Ballots By Mail	Provisional	Limited Ballot
For	429	64.03%	<div><div></div></div>	223	204	2	0	0
Against	241	35.97%	<div><div></div></div>	111	130	0	0	0
Total Votes Cast	670	100.00%	<div><div></div></div>	334	334	2	0	0
Overvotes	0			0	0	0	0	0
Undervotes	18			8	10	0	0	0
Contest Totals	688			342	344	2	0	0

## PCT 227

### Proposition C – Collin County

Vote For 1

	TOTAL	VOTE %		Election Day	Early Voting	Ballots By Mail	Provisional	Limited Ballot
For	380	57.84%	<div><div></div><div></div></div>	198	180	2	0	0
Against	277	42.16%	<div><div></div><div></div></div>	129	148	0	0	0
Total Votes Cast	657	100.00%	<div><div></div><div></div></div>	327	328	2	0	0
Overvotes	0			0	0	0	0	0
Undervotes	31			15	16	0	0	0
Contest Totals	688			342	344	2	0	0

### Proposition D – Collin County

Vote For 1

	TOTAL	VOTE %		Election Day	Early Voting	Ballots By Mail	Provisional	Limited Ballot
For	419	63.48%	<div><div></div><div></div></div>	230	187	2	0	0
Against	241	36.52%	<div><div></div><div></div></div>	100	141	0	0	0
Total Votes Cast	660	100.00%	<div><div></div><div></div></div>	330	328	2	0	0
Overvotes	0			0	0	0	0	0
Undervotes	28			12	16	0	0	0
Contest Totals	688			342	344	2	0	0

### Proposition E – Collin County

Vote For 1

	TOTAL	VOTE %		Election Day	Early Voting	Ballots By Mail	Provisional	Limited Ballot
For	520	77.84%	<div><div></div><div></div></div>	268	250	2	0	0
Against	148	22.16%	<div><div></div><div></div></div>	66	82	0	0	0
Total Votes Cast	668	100.00%	<div><div></div><div></div></div>	334	332	2	0	0
Overvotes	0			0	0	0	0	0
Undervotes	20			8	12	0	0	0
Contest Totals	688			342	344	2	0	0

### Proposition A – City of Allen

Vote For 1

	TOTAL	VOTE %		Election Day	Early Voting	Ballots By Mail	Provisional	Limited Ballot
For	520	76.36%	<div><div></div><div></div></div>	273	245	2	0	0
Against	161	23.64%	<div><div></div><div></div></div>	67	94	0	0	0
Total Votes Cast	681	100.00%	<div><div></div><div></div></div>	340	339	2	0	0
Overvotes	0			0	0	0	0	0
Undervotes	7			2	5	0	0	0
Contest Totals	688			342	344	2	0	0

## PCT 227

### Proposition B – City of Allen

Vote For 1

	TOTAL	VOTE %		Election Day	Early Voting	Ballots By Mail	Provisional	Limited Ballot
For	393	58.40%	<div><div></div></div>	212	179	2	0	0
Against	280	41.60%	<div><div></div></div>	123	157	0	0	0
Total Votes Cast	673	100.00%	<div><div></div></div>	335	336	2	0	0
Overvotes	0			0	0	0	0	0
Undervotes	15			7	8	0	0	0
Contest Totals	688			342	344	2	0	0

### Proposition C – City of Allen

Vote For 1

	TOTAL	VOTE %		Election Day	Early Voting	Ballots By Mail	Provisional	Limited Ballot
For	302	45.01%	<div><div></div></div>	169	131	2	0	0
Against	369	54.99%	<div><div></div></div>	166	203	0	0	0
Total Votes Cast	671	100.00%	<div><div></div></div>	335	334	2	0	0
Overvotes	0			0	0	0	0	0
Undervotes	17			7	10	0	0	0
Contest Totals	688			342	344	2	0	0

### Proposition D – City of Allen

Vote For 1

	TOTAL	VOTE %		Election Day	Early Voting	Ballots By Mail	Provisional	Limited Ballot
For	442	65.29%	<div><div></div></div>	237	203	2	0	0
Against	235	34.71%	<div><div></div></div>	99	136	0	0	0
Total Votes Cast	677	100.00%	<div><div></div></div>	336	339	2	0	0
Overvotes	0			0	0	0	0	0
Undervotes	11			6	5	0	0	0
Contest Totals	688			342	344	2	0	0

### Proposition E – City of Allen

Vote For 1

	TOTAL	VOTE %		Election Day	Early Voting	Ballots By Mail	Provisional	Limited Ballot
For	444	65.20%	<div><div></div></div>	222	220	2	0	0
Against	237	34.80%	<div><div></div></div>	117	120	0	0	0
Total Votes Cast	681	100.00%	<div><div></div></div>	339	340	2	0	0
Overvotes	0			0	0	0	0	0
Undervotes	7			3	4	0	0	0
Contest Totals	688			342	344	2	0	0

## PCT 228

### Proposition 1 – State of Texas

Vote For 1

	TOTAL	VOTE %		Election Day	Early Voting	Ballots By Mail	Provisional	Limited Ballot
For	501	81.73%	<div><div></div></div>	261	238	1	1	0
Against	112	18.27%	<div><div></div></div>	51	61	0	0	0
Total Votes Cast	613	100.00%	<div><div></div></div>	312	299	1	1	0
Overvotes	0			0	0	0	0	0
Undervotes	27			11	16	0	0	0
Contest Totals	640			323	315	1	1	0

### Proposition 2 – State of Texas

Vote For 1

	TOTAL	VOTE %		Election Day	Early Voting	Ballots By Mail	Provisional	Limited Ballot
For	418	69.67%	<div><div></div></div>	218	198	1	1	0
Against	182	30.33%	<div><div></div></div>	91	91	0	0	0
Total Votes Cast	600	100.00%	<div><div></div></div>	309	289	1	1	0
Overvotes	0			0	0	0	0	0
Undervotes	40			14	26	0	0	0
Contest Totals	640			323	315	1	1	0

### Proposition 3 – State of Texas

Vote For 1

	TOTAL	VOTE %		Election Day	Early Voting	Ballots By Mail	Provisional	Limited Ballot
For	384	64.32%	<div><div></div></div>	191	191	1	1	0
Against	213	35.68%	<div><div></div></div>	115	98	0	0	0
Total Votes Cast	597	100.00%	<div><div></div></div>	306	289	1	1	0
Overvotes	0			0	0	0	0	0
Undervotes	43			17	26	0	0	0
Contest Totals	640			323	315	1	1	0

### Proposition 4 – State of Texas

Vote For 1

	TOTAL	VOTE %		Election Day	Early Voting	Ballots By Mail	Provisional	Limited Ballot
For	540	86.96%	<div><div></div></div>	271	268	0	1	0
Against	81	13.04%	<div><div></div></div>	46	34	1	0	0
Total Votes Cast	621	100.00%	<div><div></div></div>	317	302	1	1	0
Overvotes	0			0	0	0	0	0
Undervotes	19			6	13	0	0	0
Contest Totals	640			323	315	1	1	0

## PCT 228

### Proposition 5 – State of Texas

Vote For 1

	TOTAL	VOTE %		Election Day	Early Voting	Ballots By Mail	Provisional	Limited Ballot
For	395	66.39%	<div><div></div></div>	188	206	0	1	0
Against	200	33.61%	<div><div></div></div>	116	83	1	0	0
Total Votes Cast	595	100.00%	<div><div></div></div>	304	289	1	1	0
Overvotes	0			0	0	0	0	0
Undervotes	45			19	26	0	0	0
Contest Totals	640			323	315	1	1	0

### Proposition 6 – State of Texas

Vote For 1

	TOTAL	VOTE %		Election Day	Early Voting	Ballots By Mail	Provisional	Limited Ballot
For	470	78.86%	<div><div></div></div>	228	240	1	1	0
Against	126	21.14%	<div><div></div></div>	77	49	0	0	0
Total Votes Cast	596	100.00%	<div><div></div></div>	305	289	1	1	0
Overvotes	0			0	0	0	0	0
Undervotes	44			18	26	0	0	0
Contest Totals	640			323	315	1	1	0

### Proposition 7 – State of Texas

Vote For 1

	TOTAL	VOTE %		Election Day	Early Voting	Ballots By Mail	Provisional	Limited Ballot
For	417	69.62%	<div><div></div></div>	209	207	1	0	0
Against	182	30.38%	<div><div></div></div>	96	85	0	1	0
Total Votes Cast	599	100.00%	<div><div></div></div>	305	292	1	1	0
Overvotes	0			0	0	0	0	0
Undervotes	41			18	23	0	0	0
Contest Totals	640			323	315	1	1	0

### Proposition 8 – State of Texas

Vote For 1

	TOTAL	VOTE %		Election Day	Early Voting	Ballots By Mail	Provisional	Limited Ballot
For	459	75.25%	<div><div></div></div>	228	230	1	0	0
Against	151	24.75%	<div><div></div></div>	83	67	0	1	0
Total Votes Cast	610	100.00%	<div><div></div></div>	311	297	1	1	0
Overvotes	0			0	0	0	0	0
Undervotes	30			12	18	0	0	0
Contest Totals	640			323	315	1	1	0



## PCT 228

### Proposition 9 – State of Texas

Vote For 1

	TOTAL	VOTE %		Election Day	Early Voting	Ballots By Mail	Provisional	Limited Ballot
For	541	87.97%	<div><div></div></div>	275	264	1	1	0
Against	74	12.03%	<div><div></div></div>	35	39	0	0	0
Total Votes Cast	615	100.00%	<div><div></div></div>	310	303	1	1	0
Overvotes	0			0	0	0	0	0
Undervotes	25			13	12	0	0	0
Contest Totals	640			323	315	1	1	0

### Proposition 10 – State of Texas

Vote For 1

	TOTAL	VOTE %		Election Day	Early Voting	Ballots By Mail	Provisional	Limited Ballot
For	326	55.35%	<div><div></div></div>	151	173	1	1	0
Against	263	44.65%	<div><div></div></div>	152	111	0	0	0
Total Votes Cast	589	100.00%	<div><div></div></div>	303	284	1	1	0
Overvotes	0			0	0	0	0	0
Undervotes	51			20	31	0	0	0
Contest Totals	640			323	315	1	1	0

### Proposition 11 – State of Texas

Vote For 1

	TOTAL	VOTE %		Election Day	Early Voting	Ballots By Mail	Provisional	Limited Ballot
For	359	63.32%	<div><div></div></div>	174	183	1	1	0
Against	208	36.68%	<div><div></div></div>	115	93	0	0	0
Total Votes Cast	567	100.00%	<div><div></div></div>	289	276	1	1	0
Overvotes	0			0	0	0	0	0
Undervotes	73			34	39	0	0	0
Contest Totals	640			323	315	1	1	0

### Proposition 12 – State of Texas

Vote For 1

	TOTAL	VOTE %		Election Day	Early Voting	Ballots By Mail	Provisional	Limited Ballot
For	251	47.00%	<div><div></div></div>	122	128	1	0	0
Against	283	53.00%	<div><div></div></div>	150	132	0	1	0
Total Votes Cast	534	100.00%	<div><div></div></div>	272	260	1	1	0
Overvotes	0			0	0	0	0	0
Undervotes	106			51	55	0	0	0
Contest Totals	640			323	315	1	1	0

## PCT 228

### Proposition 13 – State of Texas

Vote For 1

	TOTAL	VOTE %		Election Day	Early Voting	Ballots By Mail	Provisional	Limited Ballot
For	203	34.12%	<div><div></div></div>	84	119	0	0	0
Against	392	65.88%	<div><div></div></div>	223	167	1	1	0
Total Votes Cast	595	100.00%	<div><div></div></div>	307	286	1	1	0
Overvotes	0			0	0	0	0	0
Undervotes	45			16	29	0	0	0
Contest Totals	640			323	315	1	1	0

### Proposition 14 – State of Texas

Vote For 1

	TOTAL	VOTE %		Election Day	Early Voting	Ballots By Mail	Provisional	Limited Ballot
For	472	79.19%	<div><div></div></div>	231	239	1	1	0
Against	124	20.81%	<div><div></div></div>	72	52	0	0	0
Total Votes Cast	596	100.00%	<div><div></div></div>	303	291	1	1	0
Overvotes	0			0	0	0	0	0
Undervotes	44			20	24	0	0	0
Contest Totals	640			323	315	1	1	0

### Proposition A – Collin County

Vote For 1

	TOTAL	VOTE %		Election Day	Early Voting	Ballots By Mail	Provisional	Limited Ballot
For	312	51.74%	<div><div></div></div>	142	170	0	0	0
Against	291	48.26%	<div><div></div></div>	162	127	1	1	0
Total Votes Cast	603	100.00%	<div><div></div></div>	304	297	1	1	0
Overvotes	0			0	0	0	0	0
Undervotes	37			19	18	0	0	0
Contest Totals	640			323	315	1	1	0

### Proposition B – Collin County

Vote For 1

	TOTAL	VOTE %		Election Day	Early Voting	Ballots By Mail	Provisional	Limited Ballot
For	391	65.60%	<div><div></div></div>	180	209	1	1	0
Against	205	34.40%	<div><div></div></div>	123	82	0	0	0
Total Votes Cast	596	100.00%	<div><div></div></div>	303	291	1	1	0
Overvotes	0			0	0	0	0	0
Undervotes	44			20	24	0	0	0
Contest Totals	640			323	315	1	1	0

## PCT 228

### Proposition C – Collin County

Vote For 1

	TOTAL	VOTE %		Election Day	Early Voting	Ballots By Mail	Provisional	Limited Ballot
For	334	57.19%	<div><div></div></div>	156	176	1	1	0
Against	250	42.81%	<div><div></div></div>	139	111	0	0	0
Total Votes Cast	584	100.00%	<div><div></div></div>	295	287	1	1	0
Overvotes	0			0	0	0	0	0
Undervotes	56			28	28	0	0	0
Contest Totals	640			323	315	1	1	0

### Proposition D – Collin County

Vote For 1

	TOTAL	VOTE %		Election Day	Early Voting	Ballots By Mail	Provisional	Limited Ballot
For	378	63.85%	<div><div></div></div>	183	194	0	1	0
Against	214	36.15%	<div><div></div></div>	119	94	1	0	0
Total Votes Cast	592	100.00%	<div><div></div></div>	302	288	1	1	0
Overvotes	0			0	0	0	0	0
Undervotes	48			21	27	0	0	0
Contest Totals	640			323	315	1	1	0

### Proposition E – Collin County

Vote For 1

	TOTAL	VOTE %		Election Day	Early Voting	Ballots By Mail	Provisional	Limited Ballot
For	494	81.79%	<div><div></div></div>	243	250	0	1	0
Against	110	18.21%	<div><div></div></div>	64	45	1	0	0
Total Votes Cast	604	100.00%	<div><div></div></div>	307	295	1	1	0
Overvotes	0			0	0	0	0	0
Undervotes	36			16	20	0	0	0
Contest Totals	640			323	315	1	1	0

### Councilmember, Place 3 – City of Princeton

Vote For 1

	TOTAL	VOTE %		Election Day	Early Voting	Ballots By Mail	Provisional	Limited Ballot
Terrance J. Gilmore	230	41.59%	<div><div></div></div>	120	109	1	0	0
Bryan Washington	323	58.41%	<div><div></div></div>	140	182	0	1	0
Total Votes Cast	553	100.00%	<div><div></div></div>	260	291	1	1	0
Overvotes	0			0	0	0	0	0
Undervotes	87			63	24	0	0	0
Contest Totals	640			323	315	1	1	0

## PCT 228

### Councilmember, Place 4 – City of Princeton

Vote For 1

	TOTAL	VOTE %		Election Day	Early Voting	Ballots By Mail	Provisional	Limited Ballot
Ryan Gerfers	381	100.00%	<div><div></div></div>	188	192	1	0	0
Total Votes Cast	381	100.00%	<div><div></div></div>	188	192	1	0	0
Overvotes	0			0	0	0	0	0
Undervotes	259			135	123	0	1	0
Contest Totals	640			323	315	1	1	0

### Councilmember, Place 5 – City of Princeton

Vote For 1

	TOTAL	VOTE %		Election Day	Early Voting	Ballots By Mail	Provisional	Limited Ballot
Steven Deffibaugh	359	100.00%	<div><div></div></div>	184	174	1	0	0
Total Votes Cast	359	100.00%	<div><div></div></div>	184	174	1	0	0
Overvotes	0			0	0	0	0	0
Undervotes	281			139	141	0	1	0
Contest Totals	640			323	315	1	1	0

### Councilmember, Place 6 – City of Princeton

Vote For 1

	TOTAL	VOTE %		Election Day	Early Voting	Ballots By Mail	Provisional	Limited Ballot
Ben Long	342	73.08%	<div><div></div><div></div></div>	178	163	1	0	0
Matthew Ickes	126	26.92%	<div><div></div><div></div></div>	56	70	0	0	0
Total Votes Cast	468	100.00%	<div><div></div></div>	234	233	1	0	0
Overvotes	0			0	0	0	0	0
Undervotes	172			89	82	0	1	0
Contest Totals	640			323	315	1	1	0

### Councilmember, Place 7 – City of Princeton

Vote For 1

	TOTAL	VOTE %		Election Day	Early Voting	Ballots By Mail	Provisional	Limited Ballot
Bruce Johnson	196	39.20%	<div><div></div><div></div></div>	79	116	1	0	0
Carolyn David-Graves	304	60.80%	<div><div></div><div></div></div>	159	145	0	0	0
Total Votes Cast	500	100.00%	<div><div></div></div>	238	261	1	0	0
Overvotes	0			0	0	0	0	0
Undervotes	140			85	54	0	1	0
Contest Totals	640			323	315	1	1	0

## PCT 228

### Proposition A – City of Princeton

Vote For 1

	TOTAL	VOTE %		Election Day	Early Voting	Ballots By Mail	Provisional	Limited Ballot
For	445	72.59%	<div><div></div></div>	221	223	1	0	0
Against	168	27.41%	<div><div></div></div>	90	77	0	1	0
Total Votes Cast	613	100.00%	<div><div></div></div>	311	300	1	1	0
Overvotes	0			0	0	0	0	0
Undervotes	27			12	15	0	0	0
Contest Totals	640			323	315	1	1	0

### Proposition B – City of Princeton

Vote For 1

	TOTAL	VOTE %		Election Day	Early Voting	Ballots By Mail	Provisional	Limited Ballot
For	443	72.27%	<div><div></div></div>	214	227	1	1	0
Against	170	27.73%	<div><div></div></div>	97	73	0	0	0
Total Votes Cast	613	100.00%	<div><div></div></div>	311	300	1	1	0
Overvotes	0			0	0	0	0	0
Undervotes	27			12	15	0	0	0
Contest Totals	640			323	315	1	1	0

### For School Trustees – Princeton ISD

Vote For 2

	TOTAL	VOTE %		Election Day	Early Voting	Ballots By Mail	Provisional	Limited Ballot
Starla Sharpe	304	34.39%	<div><div></div></div>	138	164	1	1	0
Chad Jones	222	25.11%	<div><div></div></div>	98	123	1	0	0
Cyndi Darland	219	24.77%	<div><div></div></div>	110	109	0	0	0
Melissa Ait Belaid	139	15.72%	<div><div></div></div>	73	66	0	0	0
Total Votes Cast	884	100.00%	<div><div></div></div>	419	462	2	1	0
Overvotes	0			0	0	0	0	0
Undervotes	396			227	168	0	1	0
Contest Totals	1,280			646	630	2	2	0

## PCT 229

### Proposition 1 – State of Texas

Vote For 1

	TOTAL	VOTE %		Election Day	Early Voting	Ballots By Mail	Provisional	Limited Ballot
For	106	68.39%	<div><div></div></div>	60	42	4	0	0
Against	49	31.61%	<div><div></div></div>	31	18	0	0	0
Total Votes Cast	155	100.00%	<div><div></div></div>	91	60	4	0	0
Overvotes	0			0	0	0	0	0
Undervotes	4			2	2	0	0	0
Contest Totals	159			93	62	4	0	0

### Proposition 2 – State of Texas

Vote For 1

	TOTAL	VOTE %		Election Day	Early Voting	Ballots By Mail	Provisional	Limited Ballot
For	101	66.45%	<div><div></div></div>	60	37	4	0	0
Against	51	33.55%	<div><div></div></div>	30	21	0	0	0
Total Votes Cast	152	100.00%	<div><div></div></div>	90	58	4	0	0
Overvotes	0			0	0	0	0	0
Undervotes	7			3	4	0	0	0
Contest Totals	159			93	62	4	0	0

### Proposition 3 – State of Texas

Vote For 1

	TOTAL	VOTE %		Election Day	Early Voting	Ballots By Mail	Provisional	Limited Ballot
For	112	73.20%	<div><div></div></div>	63	45	4	0	0
Against	41	26.80%	<div><div></div></div>	27	14	0	0	0
Total Votes Cast	153	100.00%	<div><div></div></div>	90	59	4	0	0
Overvotes	0			0	0	0	0	0
Undervotes	6			3	3	0	0	0
Contest Totals	159			93	62	4	0	0

### Proposition 4 – State of Texas

Vote For 1

	TOTAL	VOTE %		Election Day	Early Voting	Ballots By Mail	Provisional	Limited Ballot
For	136	86.62%	<div><div></div></div>	80	52	4	0	0
Against	21	13.38%	<div><div></div></div>	13	8	0	0	0
Total Votes Cast	157	100.00%	<div><div></div></div>	93	60	4	0	0
Overvotes	0			0	0	0	0	0
Undervotes	2			0	2	0	0	0
Contest Totals	159			93	62	4	0	0

## PCT 229

### Proposition 5 – State of Texas

Vote For 1

	TOTAL	VOTE %		Election Day	Early Voting	Ballots By Mail	Provisional	Limited Ballot
For	94	62.25%	<div><div></div></div>	51	39	4	0	0
Against	57	37.75%	<div><div></div></div>	37	20	0	0	0
Total Votes Cast	151	100.00%	<div><div></div></div>	88	59	4	0	0
Overvotes	0			0	0	0	0	0
Undervotes	8			5	3	0	0	0
Contest Totals	159			93	62	4	0	0

### Proposition 6 – State of Texas

Vote For 1

	TOTAL	VOTE %		Election Day	Early Voting	Ballots By Mail	Provisional	Limited Ballot
For	117	75.00%	<div><div></div></div>	67	46	4	0	0
Against	39	25.00%	<div><div></div></div>	25	14	0	0	0
Total Votes Cast	156	100.00%	<div><div></div></div>	92	60	4	0	0
Overvotes	0			0	0	0	0	0
Undervotes	3			1	2	0	0	0
Contest Totals	159			93	62	4	0	0

### Proposition 7 – State of Texas

Vote For 1

	TOTAL	VOTE %		Election Day	Early Voting	Ballots By Mail	Provisional	Limited Ballot
For	104	66.67%	<div><div></div></div>	60	40	4	0	0
Against	52	33.33%	<div><div></div></div>	32	20	0	0	0
Total Votes Cast	156	100.00%	<div><div></div></div>	92	60	4	0	0
Overvotes	0			0	0	0	0	0
Undervotes	3			1	2	0	0	0
Contest Totals	159			93	62	4	0	0

### Proposition 8 – State of Texas

Vote For 1

	TOTAL	VOTE %		Election Day	Early Voting	Ballots By Mail	Provisional	Limited Ballot
For	99	65.56%	<div><div></div></div>	50	45	4	0	0
Against	52	34.44%	<div><div></div></div>	38	14	0	0	0
Total Votes Cast	151	100.00%	<div><div></div></div>	88	59	4	0	0
Overvotes	0			0	0	0	0	0
Undervotes	8			5	3	0	0	0
Contest Totals	159			93	62	4	0	0

## PCT 229

### Proposition 9 – State of Texas

Vote For 1

	TOTAL	VOTE %		Election Day	Early Voting	Ballots By Mail	Provisional	Limited Ballot
For	120	77.92%	<div><div></div></div>	68	49	3	0	0
Against	34	22.08%	<div><div></div></div>	22	11	1	0	0
Total Votes Cast	154	100.00%	<div><div></div></div>	90	60	4	0	0
Overvotes	0			0	0	0	0	0
Undervotes	5			3	2	0	0	0
Contest Totals	159			93	62	4	0	0

### Proposition 10 – State of Texas

Vote For 1

	TOTAL	VOTE %		Election Day	Early Voting	Ballots By Mail	Provisional	Limited Ballot
For	76	49.67%	<div><div></div></div>	38	34	4	0	0
Against	77	50.33%	<div><div></div></div>	51	26	0	0	0
Total Votes Cast	153	100.00%	<div><div></div></div>	89	60	4	0	0
Overvotes	0			0	0	0	0	0
Undervotes	6			4	2	0	0	0
Contest Totals	159			93	62	4	0	0

### Proposition 11 – State of Texas

Vote For 1

	TOTAL	VOTE %		Election Day	Early Voting	Ballots By Mail	Provisional	Limited Ballot
For	90	61.64%	<div><div></div></div>	46	40	4	0	0
Against	56	38.36%	<div><div></div></div>	40	16	0	0	0
Total Votes Cast	146	100.00%	<div><div></div></div>	86	56	4	0	0
Overvotes	0			0	0	0	0	0
Undervotes	13			7	6	0	0	0
Contest Totals	159			93	62	4	0	0

### Proposition 12 – State of Texas

Vote For 1

	TOTAL	VOTE %		Election Day	Early Voting	Ballots By Mail	Provisional	Limited Ballot
For	62	45.26%	<div><div></div></div>	33	26	3	0	0
Against	75	54.74%	<div><div></div></div>	49	25	1	0	0
Total Votes Cast	137	100.00%	<div><div></div></div>	82	51	4	0	0
Overvotes	0			0	0	0	0	0
Undervotes	22			11	11	0	0	0
Contest Totals	159			93	62	4	0	0



## PCT 229

### Proposition 13 – State of Texas

Vote For 1

	TOTAL	VOTE %		Election Day	Early Voting	Ballots By Mail	Provisional	Limited Ballot
For	47	30.92%	<div><div></div></div>	33	13	1	0	0
Against	105	69.08%	<div><div></div></div>	57	45	3	0	0
Total Votes Cast	152	100.00%	<div><div></div></div>	90	58	4	0	0
Overvotes	0			0	0	0	0	0
Undervotes	7			3	4	0	0	0
Contest Totals	159			93	62	4	0	0

### Proposition 14 – State of Texas

Vote For 1

	TOTAL	VOTE %		Election Day	Early Voting	Ballots By Mail	Provisional	Limited Ballot
For	98	63.64%	<div><div></div></div>	55	39	4	0	0
Against	56	36.36%	<div><div></div></div>	37	19	0	0	0
Total Votes Cast	154	100.00%	<div><div></div></div>	92	58	4	0	0
Overvotes	0			0	0	0	0	0
Undervotes	5			1	4	0	0	0
Contest Totals	159			93	62	4	0	0

### Proposition A – Collin County

Vote For 1

	TOTAL	VOTE %		Election Day	Early Voting	Ballots By Mail	Provisional	Limited Ballot
For	75	49.67%	<div><div></div></div>	38	35	2	0	0
Against	76	50.33%	<div><div></div></div>	50	24	2	0	0
Total Votes Cast	151	100.00%	<div><div></div></div>	88	59	4	0	0
Overvotes	0			0	0	0	0	0
Undervotes	8			5	3	0	0	0
Contest Totals	159			93	62	4	0	0

### Proposition B – Collin County

Vote For 1

	TOTAL	VOTE %		Election Day	Early Voting	Ballots By Mail	Provisional	Limited Ballot
For	104	67.53%	<div><div></div></div>	51	49	4	0	0
Against	50	32.47%	<div><div></div></div>	38	12	0	0	0
Total Votes Cast	154	100.00%	<div><div></div></div>	89	61	4	0	0
Overvotes	0			0	0	0	0	0
Undervotes	5			4	1	0	0	0
Contest Totals	159			93	62	4	0	0

## PCT 229

### Proposition C – Collin County

Vote For 1

	TOTAL	VOTE %		Election Day	Early Voting	Ballots By Mail	Provisional	Limited Ballot
For	80	52.98%	<div><div></div></div>	41	36	3	0	0
Against	71	47.02%	<div><div></div></div>	46	24	1	0	0
Total Votes Cast	151	100.00%	<div><div></div></div>	87	60	4	0	0
Overvotes	0			0	0	0	0	0
Undervotes	8			6	2	0	0	0
Contest Totals	159			93	62	4	0	0

### Proposition D – Collin County

Vote For 1

	TOTAL	VOTE %		Election Day	Early Voting	Ballots By Mail	Provisional	Limited Ballot
For	88	58.28%	<div><div></div></div>	49	36	3	0	0
Against	63	41.72%	<div><div></div></div>	40	22	1	0	0
Total Votes Cast	151	100.00%	<div><div></div></div>	89	58	4	0	0
Overvotes	0			0	0	0	0	0
Undervotes	8			4	4	0	0	0
Contest Totals	159			93	62	4	0	0

### Proposition E – Collin County

Vote For 1

	TOTAL	VOTE %		Election Day	Early Voting	Ballots By Mail	Provisional	Limited Ballot
For	106	69.74%	<div><div></div></div>	59	44	3	0	0
Against	46	30.26%	<div><div></div></div>	30	15	1	0	0
Total Votes Cast	152	100.00%	<div><div></div></div>	89	59	4	0	0
Overvotes	0			0	0	0	0	0
Undervotes	7			4	3	0	0	0
Contest Totals	159			93	62	4	0	0

### Proposition A – Prosper ISD

Vote For 1

	TOTAL	VOTE %		Election Day	Early Voting	Ballots By Mail	Provisional	Limited Ballot
FOR	2	66.67%	<div><div></div></div>	0	2	0	0	0
AGAINST	1	33.33%	<div><div></div></div>	1	0	0	0	0
Total Votes Cast	3	100.00%	<div><div></div></div>	1	2	0	0	0
Overvotes	0			0	0	0	0	0
Undervotes	0			0	0	0	0	0
Contest Totals	3			1	2	0	0	0

## PCT 229

### Proposition B – Prosper ISD

Vote For 1

	TOTAL	VOTE %		Election Day	Early Voting	Ballots By Mail	Provisional	Limited Ballot
FOR	2	66.67%	<div><div></div></div>	0	2	0	0	0
AGAINST	1	33.33%	<div><div></div></div>	1	0	0	0	0
Total Votes Cast	3	100.00%	<div><div></div></div>	1	2	0	0	0
Overvotes	0			0	0	0	0	0
Undervotes	0			0	0	0	0	0
Contest Totals	3			1	2	0	0	0

### Proposition C – Prosper ISD

Vote For 1

	TOTAL	VOTE %		Election Day	Early Voting	Ballots By Mail	Provisional	Limited Ballot
FOR	2	66.67%	<div><div></div></div>	0	2	0	0	0
AGAINST	1	33.33%	<div><div></div></div>	1	0	0	0	0
Total Votes Cast	3	100.00%	<div><div></div></div>	1	2	0	0	0
Overvotes	0			0	0	0	0	0
Undervotes	0			0	0	0	0	0
Contest Totals	3			1	2	0	0	0

### Proposition D – Prosper ISD

Vote For 1

	TOTAL	VOTE %		Election Day	Early Voting	Ballots By Mail	Provisional	Limited Ballot
FOR	2	66.67%	<div><div></div></div>	0	2	0	0	0
AGAINST	1	33.33%	<div><div></div></div>	1	0	0	0	0
Total Votes Cast	3	100.00%	<div><div></div></div>	1	2	0	0	0
Overvotes	0			0	0	0	0	0
Undervotes	0			0	0	0	0	0
Contest Totals	3			1	2	0	0	0

## PCT 230

### Proposition 1 – State of Texas

Vote For 1

	TOTAL	VOTE %		Election Day	Early Voting	Ballots By Mail	Provisional	Limited Ballot
For	250	72.46%	<div><div></div></div>	123	117	10	0	0
Against	95	27.54%	<div><div></div></div>	48	47	0	0	0
Total Votes Cast	345	100.00%	<div><div></div></div>	171	164	10	0	0
Overvotes	0			0	0	0	0	0
Undervotes	2			1	1	0	0	0
Contest Totals	347			172	165	10	0	0

### Proposition 2 – State of Texas

Vote For 1

	TOTAL	VOTE %		Election Day	Early Voting	Ballots By Mail	Provisional	Limited Ballot
For	218	65.27%	<div><div></div></div>	111	100	7	0	0
Against	116	34.73%	<div><div></div></div>	58	55	3	0	0
Total Votes Cast	334	100.00%	<div><div></div></div>	169	155	10	0	0
Overvotes	0			0	0	0	0	0
Undervotes	13			3	10	0	0	0
Contest Totals	347			172	165	10	0	0

### Proposition 3 – State of Texas

Vote For 1

	TOTAL	VOTE %		Election Day	Early Voting	Ballots By Mail	Provisional	Limited Ballot
For	207	61.61%	<div><div></div></div>	105	95	7	0	0
Against	129	38.39%	<div><div></div></div>	64	62	3	0	0
Total Votes Cast	336	100.00%	<div><div></div></div>	169	157	10	0	0
Overvotes	0			0	0	0	0	0
Undervotes	11			3	8	0	0	0
Contest Totals	347			172	165	10	0	0

### Proposition 4 – State of Texas

Vote For 1

	TOTAL	VOTE %		Election Day	Early Voting	Ballots By Mail	Provisional	Limited Ballot
For	263	77.13%	<div><div></div></div>	132	122	9	0	0
Against	78	22.87%	<div><div></div></div>	38	39	1	0	0
Total Votes Cast	341	100.00%	<div><div></div></div>	170	161	10	0	0
Overvotes	0			0	0	0	0	0
Undervotes	6			2	4	0	0	0
Contest Totals	347			172	165	10	0	0

## PCT 230

### Proposition 5 – State of Texas

Vote For 1

	TOTAL	VOTE %		Election Day	Early Voting	Ballots By Mail	Provisional	Limited Ballot
For	221	65.19%	<div><div></div></div>	107	106	8	0	0
Against	118	34.81%	<div><div></div></div>	64	52	2	0	0
Total Votes Cast	339	100.00%	<div><div></div></div>	171	158	10	0	0
Overvotes	0			0	0	0	0	0
Undervotes	8			1	7	0	0	0
Contest Totals	347			172	165	10	0	0

### Proposition 6 – State of Texas

Vote For 1

	TOTAL	VOTE %		Election Day	Early Voting	Ballots By Mail	Provisional	Limited Ballot
For	274	80.12%	<div><div></div></div>	131	135	8	0	0
Against	68	19.88%	<div><div></div></div>	40	26	2	0	0
Total Votes Cast	342	100.00%	<div><div></div></div>	171	161	10	0	0
Overvotes	0			0	0	0	0	0
Undervotes	5			1	4	0	0	0
Contest Totals	347			172	165	10	0	0

### Proposition 7 – State of Texas

Vote For 1

	TOTAL	VOTE %		Election Day	Early Voting	Ballots By Mail	Provisional	Limited Ballot
For	206	60.77%	<div><div></div></div>	107	92	7	0	0
Against	133	39.23%	<div><div></div></div>	62	68	3	0	0
Total Votes Cast	339	100.00%	<div><div></div></div>	169	160	10	0	0
Overvotes	0			0	0	0	0	0
Undervotes	8			3	5	0	0	0
Contest Totals	347			172	165	10	0	0

### Proposition 8 – State of Texas

Vote For 1

	TOTAL	VOTE %		Election Day	Early Voting	Ballots By Mail	Provisional	Limited Ballot
For	245	72.49%	<div><div></div></div>	121	119	5	0	0
Against	93	27.51%	<div><div></div></div>	47	41	5	0	0
Total Votes Cast	338	100.00%	<div><div></div></div>	168	160	10	0	0
Overvotes	0			0	0	0	0	0
Undervotes	9			4	5	0	0	0
Contest Totals	347			172	165	10	0	0

## PCT 230

### Proposition 9 – State of Texas

Vote For 1

	TOTAL	VOTE %		Election Day	Early Voting	Ballots By Mail	Provisional	Limited Ballot
For	289	84.50%	<div><div></div></div>	141	141	7	0	0
Against	53	15.50%	<div><div></div></div>	29	21	3	0	0
Total Votes Cast	342	100.00%	<div><div></div></div>	170	162	10	0	0
Overvotes	0			0	0	0	0	0
Undervotes	5			2	3	0	0	0
Contest Totals	347			172	165	10	0	0

### Proposition 10 – State of Texas

Vote For 1

	TOTAL	VOTE %		Election Day	Early Voting	Ballots By Mail	Provisional	Limited Ballot
For	146	44.24%	<div><div></div></div>	68	72	6	0	0
Against	184	55.76%	<div><div></div></div>	98	82	4	0	0
Total Votes Cast	330	100.00%	<div><div></div></div>	166	154	10	0	0
Overvotes	0			0	0	0	0	0
Undervotes	17			6	11	0	0	0
Contest Totals	347			172	165	10	0	0

### Proposition 11 – State of Texas

Vote For 1

	TOTAL	VOTE %		Election Day	Early Voting	Ballots By Mail	Provisional	Limited Ballot
For	218	67.91%	<div><div></div></div>	96	114	8	0	0
Against	103	32.09%	<div><div></div></div>	66	35	2	0	0
Total Votes Cast	321	100.00%	<div><div></div></div>	162	149	10	0	0
Overvotes	0			0	0	0	0	0
Undervotes	26			10	16	0	0	0
Contest Totals	347			172	165	10	0	0

### Proposition 12 – State of Texas

Vote For 1

	TOTAL	VOTE %		Election Day	Early Voting	Ballots By Mail	Provisional	Limited Ballot
For	149	49.83%	<div><div></div></div>	67	75	7	0	0
Against	150	50.17%	<div><div></div></div>	79	69	2	0	0
Total Votes Cast	299	100.00%	<div><div></div></div>	146	144	9	0	0
Overvotes	0			0	0	0	0	0
Undervotes	48			26	21	1	0	0
Contest Totals	347			172	165	10	0	0

## PCT 230

### Proposition 13 – State of Texas

Vote For 1

	TOTAL	VOTE %		Election Day	Early Voting	Ballots By Mail	Provisional	Limited Ballot
For	95	28.36%	<div><div></div></div>	38	52	5	0	0
Against	240	71.64%	<div><div></div></div>	131	104	5	0	0
Total Votes Cast	335	100.00%	<div><div></div></div>	169	156	10	0	0
Overvotes	0			0	0	0	0	0
Undervotes	12			3	9	0	0	0
Contest Totals	347			172	165	10	0	0

### Proposition 14 – State of Texas

Vote For 1

	TOTAL	VOTE %		Election Day	Early Voting	Ballots By Mail	Provisional	Limited Ballot
For	266	78.01%	<div><div></div></div>	127	131	8	0	0
Against	75	21.99%	<div><div></div></div>	43	30	2	0	0
Total Votes Cast	341	100.00%	<div><div></div></div>	170	161	10	0	0
Overvotes	0			0	0	0	0	0
Undervotes	6			2	4	0	0	0
Contest Totals	347			172	165	10	0	0

### Proposition A – Collin County

Vote For 1

	TOTAL	VOTE %		Election Day	Early Voting	Ballots By Mail	Provisional	Limited Ballot
For	159	48.33%	<div><div></div></div>	72	81	6	0	0
Against	170	51.67%	<div><div></div></div>	91	75	4	0	0
Total Votes Cast	329	100.00%	<div><div></div></div>	163	156	10	0	0
Overvotes	0			0	0	0	0	0
Undervotes	18			9	9	0	0	0
Contest Totals	347			172	165	10	0	0

### Proposition B – Collin County

Vote For 1

	TOTAL	VOTE %		Election Day	Early Voting	Ballots By Mail	Provisional	Limited Ballot
For	216	63.72%	<div><div></div></div>	98	110	8	0	0
Against	123	36.28%	<div><div></div></div>	69	52	2	0	0
Total Votes Cast	339	100.00%	<div><div></div></div>	167	162	10	0	0
Overvotes	0			0	0	0	0	0
Undervotes	8			5	3	0	0	0
Contest Totals	347			172	165	10	0	0

## PCT 230

### Proposition C – Collin County

Vote For 1

	TOTAL	VOTE %		Election Day	Early Voting	Ballots By Mail	Provisional	Limited Ballot
For	175	53.19%	<div><div></div></div>	86	83	6	0	0
Against	154	46.81%	<div><div></div></div>	77	73	4	0	0
Total Votes Cast	329	100.00%	<div><div></div></div>	163	156	10	0	0
Overvotes	0			0	0	0	0	0
Undervotes	18			9	9	0	0	0
Contest Totals	347			172	165	10	0	0

### Proposition D – Collin County

Vote For 1

	TOTAL	VOTE %		Election Day	Early Voting	Ballots By Mail	Provisional	Limited Ballot
For	221	66.37%	<div><div></div></div>	112	101	8	0	0
Against	112	33.63%	<div><div></div></div>	54	56	2	0	0
Total Votes Cast	333	100.00%	<div><div></div></div>	166	157	10	0	0
Overvotes	0			0	0	0	0	0
Undervotes	14			6	8	0	0	0
Contest Totals	347			172	165	10	0	0

### Proposition E – Collin County

Vote For 1

	TOTAL	VOTE %		Election Day	Early Voting	Ballots By Mail	Provisional	Limited Ballot
For	252	74.78%	<div><div></div></div>	128	116	8	0	0
Against	85	25.22%	<div><div></div></div>	39	45	1	0	0
Total Votes Cast	337	100.00%	<div><div></div></div>	167	161	9	0	0
Overvotes	0			0	0	0	0	0
Undervotes	10			5	4	1	0	0
Contest Totals	347			172	165	10	0	0



## PCT 231

### Proposition 1 – State of Texas

Vote For 1

	TOTAL	VOTE %		Election Day	Early Voting	Ballots By Mail	Provision al	Limited Ballot
For	380	75.70%	<div><div></div></div>	195	175	10	0	0
Against	122	24.30%	<div><div></div></div>	54	68	0	0	0
Total Votes Cast	502	100.00%	<div><div></div></div>	249	243	10	0	0
Overvotes	0			0	0	0	0	0
Undervotes	8			5	3	0	0	0
Contest Totals	510			254	246	10	0	0

### Proposition 2 – State of Texas

Vote For 1

	TOTAL	VOTE %		Election Day	Early Voting	Ballots By Mail	Provision al	Limited Ballot
For	310	63.27%	<div><div></div></div>	151	150	9	0	0
Against	180	36.73%	<div><div></div></div>	92	87	1	0	0
Total Votes Cast	490	100.00%	<div><div></div></div>	243	237	10	0	0
Overvotes	0			0	0	0	0	0
Undervotes	20			11	9	0	0	0
Contest Totals	510			254	246	10	0	0

### Proposition 3 – State of Texas

Vote For 1

	TOTAL	VOTE %		Election Day	Early Voting	Ballots By Mail	Provision al	Limited Ballot
For	353	71.46%	<div><div></div></div>	172	174	7	0	0
Against	141	28.54%	<div><div></div></div>	72	67	2	0	0
Total Votes Cast	494	100.00%	<div><div></div></div>	244	241	9	0	0
Overvotes	0			0	0	0	0	0
Undervotes	16			10	5	1	0	0
Contest Totals	510			254	246	10	0	0

### Proposition 4 – State of Texas

Vote For 1

	TOTAL	VOTE %		Election Day	Early Voting	Ballots By Mail	Provision al	Limited Ballot
For	418	83.10%	<div><div></div></div>	211	198	9	0	0
Against	85	16.90%	<div><div></div></div>	42	42	1	0	0
Total Votes Cast	503	100.00%	<div><div></div></div>	253	240	10	0	0
Overvotes	0			0	0	0	0	0
Undervotes	7			1	6	0	0	0
Contest Totals	510			254	246	10	0	0

## PCT 231

### Proposition 5 – State of Texas

Vote For 1

	TOTAL	VOTE %		Election Day	Early Voting	Ballots By Mail	Provisional	Limited Ballot
For	305	61.49%	<div><div></div></div>	149	150	6	0	0
Against	191	38.51%	<div><div></div></div>	101	87	3	0	0
Total Votes Cast	496	100.00%	<div><div></div></div>	250	237	9	0	0
Overvotes	0			0	0	0	0	0
Undervotes	14			4	9	1	0	0
Contest Totals	510			254	246	10	0	0

### Proposition 6 – State of Texas

Vote For 1

	TOTAL	VOTE %		Election Day	Early Voting	Ballots By Mail	Provisional	Limited Ballot
For	389	77.64%	<div><div></div></div>	182	197	10	0	0
Against	112	22.36%	<div><div></div></div>	67	45	0	0	0
Total Votes Cast	501	100.00%	<div><div></div></div>	249	242	10	0	0
Overvotes	0			0	0	0	0	0
Undervotes	9			5	4	0	0	0
Contest Totals	510			254	246	10	0	0

### Proposition 7 – State of Texas

Vote For 1

	TOTAL	VOTE %		Election Day	Early Voting	Ballots By Mail	Provisional	Limited Ballot
For	332	66.00%	<div><div></div></div>	152	171	9	0	0
Against	171	34.00%	<div><div></div></div>	98	72	1	0	0
Total Votes Cast	503	100.00%	<div><div></div></div>	250	243	10	0	0
Overvotes	0			0	0	0	0	0
Undervotes	7			4	3	0	0	0
Contest Totals	510			254	246	10	0	0

### Proposition 8 – State of Texas

Vote For 1

	TOTAL	VOTE %		Election Day	Early Voting	Ballots By Mail	Provisional	Limited Ballot
For	344	69.35%	<div><div></div></div>	171	166	7	0	0
Against	152	30.65%	<div><div></div></div>	76	74	2	0	0
Total Votes Cast	496	100.00%	<div><div></div></div>	247	240	9	0	0
Overvotes	0			0	0	0	0	0
Undervotes	14			7	6	1	0	0
Contest Totals	510			254	246	10	0	0

## PCT 231

### Proposition 9 – State of Texas

Vote For 1

	TOTAL	VOTE %		Election Day	Early Voting	Ballots By Mail	Provisional	Limited Ballot
For	389	78.27%	<div><div></div></div>	206	176	7	0	0
Against	108	21.73%	<div><div></div></div>	42	63	3	0	0
Total Votes Cast	497	100.00%	<div><div></div></div>	248	239	10	0	0
Overvotes	0			0	0	0	0	0
Undervotes	13			6	7	0	0	0
Contest Totals	510			254	246	10	0	0

### Proposition 10 – State of Texas

Vote For 1

	TOTAL	VOTE %		Election Day	Early Voting	Ballots By Mail	Provisional	Limited Ballot
For	257	52.13%	<div><div></div></div>	129	121	7	0	0
Against	236	47.87%	<div><div></div></div>	117	116	3	0	0
Total Votes Cast	493	100.00%	<div><div></div></div>	246	237	10	0	0
Overvotes	0			0	0	0	0	0
Undervotes	17			8	9	0	0	0
Contest Totals	510			254	246	10	0	0

### Proposition 11 – State of Texas

Vote For 1

	TOTAL	VOTE %		Election Day	Early Voting	Ballots By Mail	Provisional	Limited Ballot
For	292	62.00%	<div><div></div></div>	147	137	8	0	0
Against	179	38.00%	<div><div></div></div>	87	90	2	0	0
Total Votes Cast	471	100.00%	<div><div></div></div>	234	227	10	0	0
Overvotes	0			0	0	0	0	0
Undervotes	39			20	19	0	0	0
Contest Totals	510			254	246	10	0	0

### Proposition 12 – State of Texas

Vote For 1

	TOTAL	VOTE %		Election Day	Early Voting	Ballots By Mail	Provisional	Limited Ballot
For	255	56.42%	<div><div></div></div>	116	136	3	0	0
Against	197	43.58%	<div><div></div></div>	107	85	5	0	0
Total Votes Cast	452	100.00%	<div><div></div></div>	223	221	8	0	0
Overvotes	0			0	0	0	0	0
Undervotes	58			31	25	2	0	0
Contest Totals	510			254	246	10	0	0

## PCT 231

### Proposition 13 – State of Texas

Vote For 1

	TOTAL	VOTE %		Election Day	Early Voting	Ballots By Mail	Provisional	Limited Ballot
For	166	33.95%	<div><div></div></div>	77	85	4	0	0
Against	323	66.05%	<div><div></div></div>	166	152	5	0	0
Total Votes Cast	489	100.00%	<div><div></div></div>	243	237	9	0	0
Overvotes	0			0	0	0	0	0
Undervotes	21			11	9	1	0	0
Contest Totals	510			254	246	10	0	0

### Proposition 14 – State of Texas

Vote For 1

	TOTAL	VOTE %		Election Day	Early Voting	Ballots By Mail	Provisional	Limited Ballot
For	382	77.33%	<div><div></div></div>	191	181	10	0	0
Against	112	22.67%	<div><div></div></div>	56	56	0	0	0
Total Votes Cast	494	100.00%	<div><div></div></div>	247	237	10	0	0
Overvotes	0			0	0	0	0	0
Undervotes	16			7	9	0	0	0
Contest Totals	510			254	246	10	0	0

### Proposition A – Collin County

Vote For 1

	TOTAL	VOTE %		Election Day	Early Voting	Ballots By Mail	Provisional	Limited Ballot
For	251	51.22%	<div><div></div></div>	127	117	7	0	0
Against	239	48.78%	<div><div></div></div>	115	121	3	0	0
Total Votes Cast	490	100.00%	<div><div></div></div>	242	238	10	0	0
Overvotes	0			0	0	0	0	0
Undervotes	20			12	8	0	0	0
Contest Totals	510			254	246	10	0	0

### Proposition B – Collin County

Vote For 1

	TOTAL	VOTE %		Election Day	Early Voting	Ballots By Mail	Provisional	Limited Ballot
For	327	65.66%	<div><div></div></div>	160	159	8	0	0
Against	171	34.34%	<div><div></div></div>	86	83	2	0	0
Total Votes Cast	498	100.00%	<div><div></div></div>	246	242	10	0	0
Overvotes	0			0	0	0	0	0
Undervotes	12			8	4	0	0	0
Contest Totals	510			254	246	10	0	0

## PCT 231

### Proposition C – Collin County

Vote For 1

	TOTAL	VOTE %		Election Day	Early Voting	Ballots By Mail	Provisional	Limited Ballot
For	268	54.81%	<div><div></div></div>	126	135	7	0	0
Against	221	45.19%	<div><div></div></div>	117	102	2	0	0
Total Votes Cast	489	100.00%	<div><div></div></div>	243	237	9	0	0
Overvotes	0			0	0	0	0	0
Undervotes	21			11	9	1	0	0
Contest Totals	510			254	246	10	0	0

### Proposition D – Collin County

Vote For 1

	TOTAL	VOTE %		Election Day	Early Voting	Ballots By Mail	Provisional	Limited Ballot
For	324	65.45%	<div><div></div></div>	160	157	7	0	0
Against	171	34.55%	<div><div></div></div>	86	82	3	0	0
Total Votes Cast	495	100.00%	<div><div></div></div>	246	239	10	0	0
Overvotes	0			0	0	0	0	0
Undervotes	15			8	7	0	0	0
Contest Totals	510			254	246	10	0	0

### Proposition E – Collin County

Vote For 1

	TOTAL	VOTE %		Election Day	Early Voting	Ballots By Mail	Provisional	Limited Ballot
For	369	74.10%	<div><div></div></div>	174	187	8	0	0
Against	129	25.90%	<div><div></div></div>	72	55	2	0	0
Total Votes Cast	498	100.00%	<div><div></div></div>	246	242	10	0	0
Overvotes	0			0	0	0	0	0
Undervotes	12			8	4	0	0	0
Contest Totals	510			254	246	10	0	0

## PCT 232

### Proposition 1 – State of Texas

Vote For 1

	TOTAL	VOTE %		Election Day	Early Voting	Ballots By Mail	Provisional	Limited Ballot
For	421	78.40%	<div><div></div></div>	233	185	3	0	0
Against	116	21.60%	<div><div></div></div>	56	59	1	0	0
Total Votes Cast	537	100.00%	<div><div></div></div>	289	244	4	0	0
Overvotes	0			0	0	0	0	0
Undervotes	13			7	6	0	0	0
Contest Totals	550			296	250	4	0	0

### Proposition 2 – State of Texas

Vote For 1

	TOTAL	VOTE %		Election Day	Early Voting	Ballots By Mail	Provisional	Limited Ballot
For	330	62.98%	<div><div></div></div>	182	147	1	0	0
Against	194	37.02%	<div><div></div></div>	100	91	3	0	0
Total Votes Cast	524	100.00%	<div><div></div></div>	282	238	4	0	0
Overvotes	0			0	0	0	0	0
Undervotes	26			14	12	0	0	0
Contest Totals	550			296	250	4	0	0

### Proposition 3 – State of Texas

Vote For 1

	TOTAL	VOTE %		Election Day	Early Voting	Ballots By Mail	Provisional	Limited Ballot
For	360	68.97%	<div><div></div></div>	186	173	1	0	0
Against	162	31.03%	<div><div></div></div>	95	64	3	0	0
Total Votes Cast	522	100.00%	<div><div></div></div>	281	237	4	0	0
Overvotes	0			0	0	0	0	0
Undervotes	28			15	13	0	0	0
Contest Totals	550			296	250	4	0	0

### Proposition 4 – State of Texas

Vote For 1

	TOTAL	VOTE %		Election Day	Early Voting	Ballots By Mail	Provisional	Limited Ballot
For	466	88.42%	<div><div></div></div>	252	210	4	0	0
Against	61	11.58%	<div><div></div></div>	30	31	0	0	0
Total Votes Cast	527	100.00%	<div><div></div></div>	282	241	4	0	0
Overvotes	0			0	0	0	0	0
Undervotes	23			14	9	0	0	0
Contest Totals	550			296	250	4	0	0

## PCT 232

### Proposition 5 – State of Texas

Vote For 1

	TOTAL	VOTE %		Election Day	Early Voting	Ballots By Mail	Provisional	Limited Ballot
For	339	65.57%	<div><div></div></div>	178	157	4	0	0
Against	178	34.43%	<div><div></div></div>	101	77	0	0	0
Total Votes Cast	517	100.00%	<div><div></div></div>	279	234	4	0	0
Overvotes	0			0	0	0	0	0
Undervotes	33			17	16	0	0	0
Contest Totals	550			296	250	4	0	0

### Proposition 6 – State of Texas

Vote For 1

	TOTAL	VOTE %		Election Day	Early Voting	Ballots By Mail	Provisional	Limited Ballot
For	424	80.76%	<div><div></div></div>	230	190	4	0	0
Against	101	19.24%	<div><div></div></div>	53	48	0	0	0
Total Votes Cast	525	100.00%	<div><div></div></div>	283	238	4	0	0
Overvotes	0			0	0	0	0	0
Undervotes	25			13	12	0	0	0
Contest Totals	550			296	250	4	0	0

### Proposition 7 – State of Texas

Vote For 1

	TOTAL	VOTE %		Election Day	Early Voting	Ballots By Mail	Provisional	Limited Ballot
For	355	68.01%	<div><div></div></div>	197	154	4	0	0
Against	167	31.99%	<div><div></div></div>	85	82	0	0	0
Total Votes Cast	522	100.00%	<div><div></div></div>	282	236	4	0	0
Overvotes	0			0	0	0	0	0
Undervotes	28			14	14	0	0	0
Contest Totals	550			296	250	4	0	0

### Proposition 8 – State of Texas

Vote For 1

	TOTAL	VOTE %		Election Day	Early Voting	Ballots By Mail	Provisional	Limited Ballot
For	373	72.71%	<div><div></div></div>	202	167	4	0	0
Against	140	27.29%	<div><div></div></div>	79	61	0	0	0
Total Votes Cast	513	100.00%	<div><div></div></div>	281	228	4	0	0
Overvotes	0			0	0	0	0	0
Undervotes	37			15	22	0	0	0
Contest Totals	550			296	250	4	0	0

## PCT 232

### Proposition 9 – State of Texas

Vote For 1

	TOTAL	VOTE %		Election Day	Early Voting	Ballots By Mail	Provisional	Limited Ballot
For	448	83.58%	<div><div></div></div>	245	199	4	0	0
Against	88	16.42%	<div><div></div></div>	46	42	0	0	0
Total Votes Cast	536	100.00%	<div><div></div></div>	291	241	4	0	0
Overvotes	0			0	0	0	0	0
Undervotes	14			5	9	0	0	0
Contest Totals	550			296	250	4	0	0

### Proposition 10 – State of Texas

Vote For 1

	TOTAL	VOTE %		Election Day	Early Voting	Ballots By Mail	Provisional	Limited Ballot
For	261	51.28%	<div><div></div></div>	138	121	2	0	0
Against	248	48.72%	<div><div></div></div>	138	108	2	0	0
Total Votes Cast	509	100.00%	<div><div></div></div>	276	229	4	0	0
Overvotes	0			0	0	0	0	0
Undervotes	41			20	21	0	0	0
Contest Totals	550			296	250	4	0	0

### Proposition 11 – State of Texas

Vote For 1

	TOTAL	VOTE %		Election Day	Early Voting	Ballots By Mail	Provisional	Limited Ballot
For	302	61.76%	<div><div></div></div>	168	131	3	0	0
Against	187	38.24%	<div><div></div></div>	98	88	1	0	0
Total Votes Cast	489	100.00%	<div><div></div></div>	266	219	4	0	0
Overvotes	0			0	0	0	0	0
Undervotes	61			30	31	0	0	0
Contest Totals	550			296	250	4	0	0

### Proposition 12 – State of Texas

Vote For 1

	TOTAL	VOTE %		Election Day	Early Voting	Ballots By Mail	Provisional	Limited Ballot
For	216	49.54%	<div><div></div></div>	116	98	2	0	0
Against	220	50.46%	<div><div></div></div>	110	108	2	0	0
Total Votes Cast	436	100.00%	<div><div></div></div>	226	206	4	0	0
Overvotes	0			0	0	0	0	0
Undervotes	114			70	44	0	0	0
Contest Totals	550			296	250	4	0	0



## PCT 232

### Proposition 13 – State of Texas

Vote For 1

	TOTAL	VOTE %		Election Day	Early Voting	Ballots By Mail	Provision al	Limited Ballot
For	179	34.82%	<div><div></div></div>	97	80	2	0	0
Against	335	65.18%	<div><div></div></div>	182	151	2	0	0
Total Votes Cast	514	100.00%	<div><div></div></div>	279	231	4	0	0
Overvotes	0			0	0	0	0	0
Undervotes	36			17	19	0	0	0
Contest Totals	550			296	250	4	0	0

### Proposition 14 – State of Texas

Vote For 1

	TOTAL	VOTE %		Election Day	Early Voting	Ballots By Mail	Provision al	Limited Ballot
For	410	78.10%	<div><div></div></div>	222	184	4	0	0
Against	115	21.90%	<div><div></div></div>	64	51	0	0	0
Total Votes Cast	525	100.00%	<div><div></div></div>	286	235	4	0	0
Overvotes	0			0	0	0	0	0
Undervotes	25			10	15	0	0	0
Contest Totals	550			296	250	4	0	0

### Proposition A – Collin County

Vote For 1

	TOTAL	VOTE %		Election Day	Early Voting	Ballots By Mail	Provision al	Limited Ballot
For	244	46.65%	<div><div></div></div>	116	127	1	0	0
Against	279	53.35%	<div><div></div></div>	167	109	3	0	0
Total Votes Cast	523	100.00%	<div><div></div></div>	283	236	4	0	0
Overvotes	0			0	0	0	0	0
Undervotes	27			13	14	0	0	0
Contest Totals	550			296	250	4	0	0

### Proposition B – Collin County

Vote For 1

	TOTAL	VOTE %		Election Day	Early Voting	Ballots By Mail	Provision al	Limited Ballot
For	303	58.49%	<div><div></div></div>	161	141	1	0	0
Against	215	41.51%	<div><div></div></div>	118	94	3	0	0
Total Votes Cast	518	100.00%	<div><div></div></div>	279	235	4	0	0
Overvotes	0			0	0	0	0	0
Undervotes	32			17	15	0	0	0
Contest Totals	550			296	250	4	0	0

## PCT 232

### Proposition C – Collin County

Vote For 1

	TOTAL	VOTE %		Election Day	Early Voting	Ballots By Mail	Provisional	Limited Ballot
For	253	50.00%	<div><div></div></div>	125	128	0	0	0
Against	253	50.00%	<div><div></div></div>	147	102	4	0	0
Total Votes Cast	506	100.00%	<div><div></div></div>	272	230	4	0	0
Overvotes	0			0	0	0	0	0
Undervotes	44			24	20	0	0	0
Contest Totals	550			296	250	4	0	0

### Proposition D – Collin County

Vote For 1

	TOTAL	VOTE %		Election Day	Early Voting	Ballots By Mail	Provisional	Limited Ballot
For	319	61.94%	<div><div></div></div>	165	152	2	0	0
Against	196	38.06%	<div><div></div></div>	112	82	2	0	0
Total Votes Cast	515	100.00%	<div><div></div></div>	277	234	4	0	0
Overvotes	0			0	0	0	0	0
Undervotes	35			19	16	0	0	0
Contest Totals	550			296	250	4	0	0

### Proposition E – Collin County

Vote For 1

	TOTAL	VOTE %		Election Day	Early Voting	Ballots By Mail	Provisional	Limited Ballot
For	383	73.37%	<div><div></div></div>	204	175	4	0	0
Against	139	26.63%	<div><div></div></div>	77	62	0	0	0
Total Votes Cast	522	100.00%	<div><div></div></div>	281	237	4	0	0
Overvotes	0			0	0	0	0	0
Undervotes	28			15	13	0	0	0
Contest Totals	550			296	250	4	0	0

### Proposition A – Wylie ISD

Vote For 1

	TOTAL	VOTE %		Election Day	Early Voting	Ballots By Mail	Provisional	Limited Ballot
FOR	292	54.58%	<div><div></div></div>	151	139	2	0	0
AGAINST	243	45.42%	<div><div></div></div>	137	104	2	0	0
Total Votes Cast	535	100.00%	<div><div></div></div>	288	243	4	0	0
Overvotes	0			0	0	0	0	0
Undervotes	15			8	7	0	0	0
Contest Totals	550			296	250	4	0	0

## PCT 233

### Proposition 1 – State of Texas

Vote For 1

	TOTAL	VOTE %		Election Day	Early Voting	Ballots By Mail	Provisional	Limited Ballot
For	228	82.61%	<div><div></div></div>	99	127	2	0	0
Against	48	17.39%	<div><div></div></div>	20	28	0	0	0
Total Votes Cast	276	100.00%	<div><div></div></div>	119	155	2	0	0
Overvotes	0			0	0	0	0	0
Undervotes	6			4	2	0	0	0
Contest Totals	282			123	157	2	0	0

### Proposition 2 – State of Texas

Vote For 1

	TOTAL	VOTE %		Election Day	Early Voting	Ballots By Mail	Provisional	Limited Ballot
For	158	58.96%	<div><div></div></div>	70	88	0	0	0
Against	110	41.04%	<div><div></div></div>	46	62	2	0	0
Total Votes Cast	268	100.00%	<div><div></div></div>	116	150	2	0	0
Overvotes	0			0	0	0	0	0
Undervotes	14			7	7	0	0	0
Contest Totals	282			123	157	2	0	0

### Proposition 3 – State of Texas

Vote For 1

	TOTAL	VOTE %		Election Day	Early Voting	Ballots By Mail	Provisional	Limited Ballot
For	183	67.78%	<div><div></div></div>	80	103	0	0	0
Against	87	32.22%	<div><div></div></div>	36	49	2	0	0
Total Votes Cast	270	100.00%	<div><div></div></div>	116	152	2	0	0
Overvotes	0			0	0	0	0	0
Undervotes	12			7	5	0	0	0
Contest Totals	282			123	157	2	0	0

### Proposition 4 – State of Texas

Vote For 1

	TOTAL	VOTE %		Election Day	Early Voting	Ballots By Mail	Provisional	Limited Ballot
For	238	86.55%	<div><div></div></div>	100	136	2	0	0
Against	37	13.45%	<div><div></div></div>	18	19	0	0	0
Total Votes Cast	275	100.00%	<div><div></div></div>	118	155	2	0	0
Overvotes	0			0	0	0	0	0
Undervotes	7			5	2	0	0	0
Contest Totals	282			123	157	2	0	0

## PCT 233

### Proposition 5 – State of Texas

Vote For 1

	TOTAL	VOTE %		Election Day	Early Voting	Ballots By Mail	Provisional	Limited Ballot
For	160	59.04%	<div><div></div></div>	60	98	2	0	0
Against	111	40.96%	<div><div></div></div>	56	55	0	0	0
Total Votes Cast	271	100.00%	<div><div></div></div>	116	153	2	0	0
Overvotes	0			0	0	0	0	0
Undervotes	11			7	4	0	0	0
Contest Totals	282			123	157	2	0	0

### Proposition 6 – State of Texas

Vote For 1

	TOTAL	VOTE %		Election Day	Early Voting	Ballots By Mail	Provisional	Limited Ballot
For	217	79.78%	<div><div></div></div>	82	133	2	0	0
Against	55	20.22%	<div><div></div></div>	33	22	0	0	0
Total Votes Cast	272	100.00%	<div><div></div></div>	115	155	2	0	0
Overvotes	0			0	0	0	0	0
Undervotes	10			8	2	0	0	0
Contest Totals	282			123	157	2	0	0

### Proposition 7 – State of Texas

Vote For 1

	TOTAL	VOTE %		Election Day	Early Voting	Ballots By Mail	Provisional	Limited Ballot
For	179	66.54%	<div><div></div></div>	75	102	2	0	0
Against	90	33.46%	<div><div></div></div>	39	51	0	0	0
Total Votes Cast	269	100.00%	<div><div></div></div>	114	153	2	0	0
Overvotes	0			0	0	0	0	0
Undervotes	13			9	4	0	0	0
Contest Totals	282			123	157	2	0	0

### Proposition 8 – State of Texas

Vote For 1

	TOTAL	VOTE %		Election Day	Early Voting	Ballots By Mail	Provisional	Limited Ballot
For	193	72.01%	<div><div></div></div>	74	117	2	0	0
Against	75	27.99%	<div><div></div></div>	40	35	0	0	0
Total Votes Cast	268	100.00%	<div><div></div></div>	114	152	2	0	0
Overvotes	0			0	0	0	0	0
Undervotes	14			9	5	0	0	0
Contest Totals	282			123	157	2	0	0

## PCT 233

### Proposition 9 – State of Texas

Vote For 1

	TOTAL	VOTE %		Election Day	Early Voting	Ballots By Mail	Provisional	Limited Ballot
For	232	84.36%	<div><div></div></div>	97	133	2	0	0
Against	43	15.64%	<div><div></div></div>	21	22	0	0	0
Total Votes Cast	275	100.00%	<div><div></div></div>	118	155	2	0	0
Overvotes	0			0	0	0	0	0
Undervotes	7			5	2	0	0	0
Contest Totals	282			123	157	2	0	0

### Proposition 10 – State of Texas

Vote For 1

	TOTAL	VOTE %		Election Day	Early Voting	Ballots By Mail	Provisional	Limited Ballot
For	140	52.63%	<div><div></div></div>	62	76	2	0	0
Against	126	47.37%	<div><div></div></div>	52	74	0	0	0
Total Votes Cast	266	100.00%	<div><div></div></div>	114	150	2	0	0
Overvotes	0			0	0	0	0	0
Undervotes	16			9	7	0	0	0
Contest Totals	282			123	157	2	0	0

### Proposition 11 – State of Texas

Vote For 1

	TOTAL	VOTE %		Election Day	Early Voting	Ballots By Mail	Provisional	Limited Ballot
For	167	64.48%	<div><div></div></div>	68	97	2	0	0
Against	92	35.52%	<div><div></div></div>	44	48	0	0	0
Total Votes Cast	259	100.00%	<div><div></div></div>	112	145	2	0	0
Overvotes	0			0	0	0	0	0
Undervotes	23			11	12	0	0	0
Contest Totals	282			123	157	2	0	0

### Proposition 12 – State of Texas

Vote For 1

	TOTAL	VOTE %		Election Day	Early Voting	Ballots By Mail	Provisional	Limited Ballot
For	138	55.87%	<div><div></div></div>	56	80	2	0	0
Against	109	44.13%	<div><div></div></div>	53	56	0	0	0
Total Votes Cast	247	100.00%	<div><div></div></div>	109	136	2	0	0
Overvotes	0			0	0	0	0	0
Undervotes	35			14	21	0	0	0
Contest Totals	282			123	157	2	0	0

## PCT 233

### Proposition 13 – State of Texas

Vote For 1

	TOTAL	VOTE %		Election Day	Early Voting	Ballots By Mail	Provisional	Limited Ballot
For	90	33.71%	<div><div></div></div>	35	53	2	0	0
Against	177	66.29%	<div><div></div></div>	81	96	0	0	0
Total Votes Cast	267	100.00%	<div><div></div></div>	116	149	2	0	0
Overvotes	0			0	0	0	0	0
Undervotes	15			7	8	0	0	0
Contest Totals	282			123	157	2	0	0

### Proposition 14 – State of Texas

Vote For 1

	TOTAL	VOTE %		Election Day	Early Voting	Ballots By Mail	Provisional	Limited Ballot
For	223	81.68%	<div><div></div></div>	93	128	2	0	0
Against	50	18.32%	<div><div></div></div>	26	24	0	0	0
Total Votes Cast	273	100.00%	<div><div></div></div>	119	152	2	0	0
Overvotes	0			0	0	0	0	0
Undervotes	9			4	5	0	0	0
Contest Totals	282			123	157	2	0	0

### Proposition A – Collin County

Vote For 1

	TOTAL	VOTE %		Election Day	Early Voting	Ballots By Mail	Provisional	Limited Ballot
For	143	52.57%	<div><div></div></div>	62	79	2	0	0
Against	129	47.43%	<div><div></div></div>	56	73	0	0	0
Total Votes Cast	272	100.00%	<div><div></div></div>	118	152	2	0	0
Overvotes	0			0	0	0	0	0
Undervotes	10			5	5	0	0	0
Contest Totals	282			123	157	2	0	0

### Proposition B – Collin County

Vote For 1

	TOTAL	VOTE %		Election Day	Early Voting	Ballots By Mail	Provisional	Limited Ballot
For	156	56.93%	<div><div></div></div>	66	88	2	0	0
Against	118	43.07%	<div><div></div></div>	53	65	0	0	0
Total Votes Cast	274	100.00%	<div><div></div></div>	119	153	2	0	0
Overvotes	0			0	0	0	0	0
Undervotes	8			4	4	0	0	0
Contest Totals	282			123	157	2	0	0

## PCT 233

### Proposition C – Collin County

Vote For 1

	TOTAL	VOTE %		Election Day	Early Voting	Ballots By Mail	Provisional	Limited Ballot
For	150	54.95%	<div><div></div></div>	60	88	2	0	0
Against	123	45.05%	<div><div></div></div>	58	65	0	0	0
Total Votes Cast	273	100.00%	<div><div></div></div>	118	153	2	0	0
Overvotes	0			0	0	0	0	0
Undervotes	9			5	4	0	0	0
Contest Totals	282			123	157	2	0	0

### Proposition D – Collin County

Vote For 1

	TOTAL	VOTE %		Election Day	Early Voting	Ballots By Mail	Provisional	Limited Ballot
For	168	62.22%	<div><div></div></div>	71	95	2	0	0
Against	102	37.78%	<div><div></div></div>	45	57	0	0	0
Total Votes Cast	270	100.00%	<div><div></div></div>	116	152	2	0	0
Overvotes	0			0	0	0	0	0
Undervotes	12			7	5	0	0	0
Contest Totals	282			123	157	2	0	0

### Proposition E – Collin County

Vote For 1

	TOTAL	VOTE %		Election Day	Early Voting	Ballots By Mail	Provisional	Limited Ballot
For	207	75.27%	<div><div></div></div>	85	120	2	0	0
Against	68	24.73%	<div><div></div></div>	33	35	0	0	0
Total Votes Cast	275	100.00%	<div><div></div></div>	118	155	2	0	0
Overvotes	0			0	0	0	0	0
Undervotes	7			5	2	0	0	0
Contest Totals	282			123	157	2	0	0

### Mayor – City of Lavon

Vote For 1

	TOTAL	VOTE %		Election Day	Early Voting	Ballots By Mail	Provisional	Limited Ballot
Tyler West	0			0	0	0	0	0
Vicki L. Sanson	0			0	0	0	0	0
Letty Harrison	0			0	0	0	0	0
Total Votes Cast	0			0	0	0	0	0
Overvotes	0			0	0	0	0	0
Undervotes	0			0	0	0	0	0
Contest Totals	0			0	0	0	0	0

## PCT 233

### City Council, Place 2 – City of Lavon

Vote For 1

	TOTAL	VOTE %	Election Day	Early Voting	Ballots By Mail	Provision al	Limited Ballot
Mike Cook	0		0	0	0	0	0
Total Votes Cast	0		0	0	0	0	0
Overvotes	0		0	0	0	0	0
Undervotes	0		0	0	0	0	0
Contest Totals	0		0	0	0	0	0




### City Council, Place 4 – City of Lavon

Vote For 1

	TOTAL	VOTE %	Election Day	Early Voting	Ballots By Mail	Provision al	Limited Ballot
Ted Dill	0		0	0	0	0	0
Tracy Filo	0		0	0	0	0	0
Total Votes Cast	0		0	0	0	0	0
Overvotes	0		0	0	0	0	0
Undervotes	0		0	0	0	0	0
Contest Totals	0		0	0	0	0	0

### Proposition A – Wylie ISD

Vote For 1

	TOTAL	VOTE %	Election Day	Early Voting	Ballots By Mail	Provision al	Limited Ballot
FOR	153	55.43% 	64	89	0	0	0
AGAINST	123	44.57% 	55	66	2	0	0
Total Votes Cast	276	100.00% 	119	155	2	0	0
Overvotes	0		0	0	0	0	0
Undervotes	3		1	2	0	0	0
Contest Totals	279		120	157	2	0	0



## PCT 234

### Proposition 1 – State of Texas

Vote For 1

	TOTAL	VOTE %		Election Day	Early Voting	Ballots By Mail	Provision al	Limited Ballot
For	234	73.12%	<div><div></div></div>	144	88	1	1	0
Against	86	26.88%	<div><div></div></div>	48	37	0	1	0
Total Votes Cast	320	100.00%	<div><div></div></div>	192	125	1	2	0
Overvotes	0			0	0	0	0	0
Undervotes	8			5	3	0	0	0
Contest Totals	328			197	128	1	2	0

### Proposition 2 – State of Texas

Vote For 1

	TOTAL	VOTE %		Election Day	Early Voting	Ballots By Mail	Provision al	Limited Ballot
For	206	64.17%	<div><div></div></div>	128	76	1	1	0
Against	115	35.83%	<div><div></div></div>	63	51	0	1	0
Total Votes Cast	321	100.00%	<div><div></div></div>	191	127	1	2	0
Overvotes	0			0	0	0	0	0
Undervotes	7			6	1	0	0	0
Contest Totals	328			197	128	1	2	0

### Proposition 3 – State of Texas

Vote For 1

	TOTAL	VOTE %		Election Day	Early Voting	Ballots By Mail	Provision al	Limited Ballot
For	222	68.73%	<div><div></div></div>	121	100	0	1	0
Against	101	31.27%	<div><div></div></div>	72	27	1	1	0
Total Votes Cast	323	100.00%	<div><div></div></div>	193	127	1	2	0
Overvotes	0			0	0	0	0	0
Undervotes	5			4	1	0	0	0
Contest Totals	328			197	128	1	2	0

### Proposition 4 – State of Texas

Vote For 1

	TOTAL	VOTE %		Election Day	Early Voting	Ballots By Mail	Provision al	Limited Ballot
For	289	88.92%	<div><div></div></div>	174	112	1	2	0
Against	36	11.08%	<div><div></div></div>	21	15	0	0	0
Total Votes Cast	325	100.00%	<div><div></div></div>	195	127	1	2	0
Overvotes	0			0	0	0	0	0
Undervotes	3			2	1	0	0	0
Contest Totals	328			197	128	1	2	0

## PCT 234

### Proposition 5 – State of Texas

Vote For 1

	TOTAL	VOTE %		Election Day	Early Voting	Ballots By Mail	Provision al	Limited Ballot
For	211	65.53%	<div><div></div></div>	138	71	1	1	0
Against	111	34.47%	<div><div></div></div>	55	55	0	1	0
Total Votes Cast	322	100.00%	<div><div></div></div>	193	126	1	2	0
Overvotes	0			0	0	0	0	0
Undervotes	6			4	2	0	0	0
Contest Totals	328			197	128	1	2	0

### Proposition 6 – State of Texas

Vote For 1

	TOTAL	VOTE %		Election Day	Early Voting	Ballots By Mail	Provision al	Limited Ballot
For	256	79.26%	<div><div></div></div>	161	93	1	1	0
Against	67	20.74%	<div><div></div></div>	33	33	0	1	0
Total Votes Cast	323	100.00%	<div><div></div></div>	194	126	1	2	0
Overvotes	0			0	0	0	0	0
Undervotes	5			3	2	0	0	0
Contest Totals	328			197	128	1	2	0

### Proposition 7 – State of Texas

Vote For 1

	TOTAL	VOTE %		Election Day	Early Voting	Ballots By Mail	Provision al	Limited Ballot
For	188	58.57%	<div><div></div></div>	114	73	1	0	0
Against	133	41.43%	<div><div></div></div>	78	53	0	2	0
Total Votes Cast	321	100.00%	<div><div></div></div>	192	126	1	2	0
Overvotes	0			0	0	0	0	0
Undervotes	7			5	2	0	0	0
Contest Totals	328			197	128	1	2	0

### Proposition 8 – State of Texas

Vote For 1

	TOTAL	VOTE %		Election Day	Early Voting	Ballots By Mail	Provision al	Limited Ballot
For	234	72.67%	<div><div></div></div>	147	85	1	1	0
Against	88	27.33%	<div><div></div></div>	46	41	0	1	0
Total Votes Cast	322	100.00%	<div><div></div></div>	193	126	1	2	0
Overvotes	0			0	0	0	0	0
Undervotes	6			4	2	0	0	0
Contest Totals	328			197	128	1	2	0

## PCT 234

### Proposition 9 – State of Texas

Vote For 1

	TOTAL	VOTE %		Election Day	Early Voting	Ballots By Mail	Provisional	Limited Ballot
For	253	78.57%	<div><div></div></div>	159	92	1	1	0
Against	69	21.43%	<div><div></div></div>	35	33	0	1	0
Total Votes Cast	322	100.00%	<div><div></div></div>	194	125	1	2	0
Overvotes	0			0	0	0	0	0
Undervotes	6			3	3	0	0	0
Contest Totals	328			197	128	1	2	0

### Proposition 10 – State of Texas

Vote For 1

	TOTAL	VOTE %		Election Day	Early Voting	Ballots By Mail	Provisional	Limited Ballot
For	176	55.00%	<div><div></div></div>	108	66	1	1	0
Against	144	45.00%	<div><div></div></div>	84	59	0	1	0
Total Votes Cast	320	100.00%	<div><div></div></div>	192	125	1	2	0
Overvotes	0			0	0	0	0	0
Undervotes	8			5	3	0	0	0
Contest Totals	328			197	128	1	2	0

### Proposition 11 – State of Texas

Vote For 1

	TOTAL	VOTE %		Election Day	Early Voting	Ballots By Mail	Provisional	Limited Ballot
For	194	64.88%	<div><div></div></div>	127	66	1	0	0
Against	105	35.12%	<div><div></div></div>	54	50	0	1	0
Total Votes Cast	299	100.00%	<div><div></div></div>	181	116	1	1	0
Overvotes	0			0	0	0	0	0
Undervotes	29			16	12	0	1	0
Contest Totals	328			197	128	1	2	0

### Proposition 12 – State of Texas

Vote For 1

	TOTAL	VOTE %		Election Day	Early Voting	Ballots By Mail	Provisional	Limited Ballot
For	152	51.70%	<div><div></div></div>	84	67	1	0	0
Against	142	48.30%	<div><div></div></div>	94	47	0	1	0
Total Votes Cast	294	100.00%	<div><div></div></div>	178	114	1	1	0
Overvotes	0			0	0	0	0	0
Undervotes	34			19	14	0	1	0
Contest Totals	328			197	128	1	2	0

## PCT 234

### Proposition 13 – State of Texas

Vote For 1

	TOTAL	VOTE %		Election Day	Early Voting	Ballots By Mail	Provisional	Limited Ballot
For	94	29.47%	<div><div></div></div>	53	40	0	1	0
Against	225	70.53%	<div><div></div></div>	137	86	1	1	0
Total Votes Cast	319	100.00%	<div><div></div></div>	190	126	1	2	0
Overvotes	0			0	0	0	0	0
Undervotes	9			7	2	0	0	0
Contest Totals	328			197	128	1	2	0

### Proposition 14 – State of Texas

Vote For 1

	TOTAL	VOTE %		Election Day	Early Voting	Ballots By Mail	Provisional	Limited Ballot
For	251	78.44%	<div><div></div></div>	159	90	1	1	0
Against	69	21.56%	<div><div></div></div>	32	36	0	1	0
Total Votes Cast	320	100.00%	<div><div></div></div>	191	126	1	2	0
Overvotes	0			0	0	0	0	0
Undervotes	8			6	2	0	0	0
Contest Totals	328			197	128	1	2	0

### Proposition A – Collin County

Vote For 1

	TOTAL	VOTE %		Election Day	Early Voting	Ballots By Mail	Provisional	Limited Ballot
For	175	55.38%	<div><div></div></div>	114	59	1	1	0
Against	141	44.62%	<div><div></div></div>	75	65	0	1	0
Total Votes Cast	316	100.00%	<div><div></div></div>	189	124	1	2	0
Overvotes	0			0	0	0	0	0
Undervotes	12			8	4	0	0	0
Contest Totals	328			197	128	1	2	0

### Proposition B – Collin County

Vote For 1

	TOTAL	VOTE %		Election Day	Early Voting	Ballots By Mail	Provisional	Limited Ballot
For	215	67.40%	<div><div></div></div>	133	80	1	1	0
Against	104	32.60%	<div><div></div></div>	59	44	0	1	0
Total Votes Cast	319	100.00%	<div><div></div></div>	192	124	1	2	0
Overvotes	0			0	0	0	0	0
Undervotes	9			5	4	0	0	0
Contest Totals	328			197	128	1	2	0

## PCT 234

### Proposition C – Collin County

Vote For 1

	TOTAL	VOTE %		Election Day	Early Voting	Ballots By Mail	Provisional	Limited Ballot
For	175	55.38%	<div><div></div></div>	109	64	1	1	0
Against	141	44.62%	<div><div></div></div>	81	59	0	1	0
Total Votes Cast	316	100.00%	<div><div></div></div>	190	123	1	2	0
Overvotes	0			0	0	0	0	0
Undervotes	12			7	5	0	0	0
Contest Totals	328			197	128	1	2	0

### Proposition D – Collin County

Vote For 1

	TOTAL	VOTE %		Election Day	Early Voting	Ballots By Mail	Provisional	Limited Ballot
For	209	65.72%	<div><div></div></div>	133	74	1	1	0
Against	109	34.28%	<div><div></div></div>	58	50	0	1	0
Total Votes Cast	318	100.00%	<div><div></div></div>	191	124	1	2	0
Overvotes	0			0	0	0	0	0
Undervotes	10			6	4	0	0	0
Contest Totals	328			197	128	1	2	0

### Proposition E – Collin County

Vote For 1

	TOTAL	VOTE %		Election Day	Early Voting	Ballots By Mail	Provisional	Limited Ballot
For	237	73.60%	<div><div></div></div>	148	87	1	1	0
Against	85	26.40%	<div><div></div></div>	45	39	0	1	0
Total Votes Cast	322	100.00%	<div><div></div></div>	193	126	1	2	0
Overvotes	0			0	0	0	0	0
Undervotes	6			4	2	0	0	0
Contest Totals	328			197	128	1	2	0

## PCT 235

### Proposition 1 – State of Texas

Vote For 1

	TOTAL	VOTE %		Election Day	Early Voting	Ballots By Mail	Provision al	Limited Ballot
For	116	69.88%	<div><div></div></div>	64	51	1	0	0
Against	50	30.12%	<div><div></div></div>	31	19	0	0	0
Total Votes Cast	166	100.00%	<div><div></div></div>	95	70	1	0	0
Overvotes	0			0	0	0	0	0
Undervotes	5			3	2	0	0	0
Contest Totals	171			98	72	1	0	0

### Proposition 2 – State of Texas

Vote For 1

	TOTAL	VOTE %		Election Day	Early Voting	Ballots By Mail	Provision al	Limited Ballot
For	120	71.86%	<div><div></div></div>	68	51	1	0	0
Against	47	28.14%	<div><div></div></div>	28	19	0	0	0
Total Votes Cast	167	100.00%	<div><div></div></div>	96	70	1	0	0
Overvotes	0			0	0	0	0	0
Undervotes	4			2	2	0	0	0
Contest Totals	171			98	72	1	0	0

### Proposition 3 – State of Texas

Vote For 1

	TOTAL	VOTE %		Election Day	Early Voting	Ballots By Mail	Provision al	Limited Ballot
For	108	64.67%	<div><div></div></div>	58	49	1	0	0
Against	59	35.33%	<div><div></div></div>	38	21	0	0	0
Total Votes Cast	167	100.00%	<div><div></div></div>	96	70	1	0	0
Overvotes	0			0	0	0	0	0
Undervotes	4			2	2	0	0	0
Contest Totals	171			98	72	1	0	0

### Proposition 4 – State of Texas

Vote For 1

	TOTAL	VOTE %		Election Day	Early Voting	Ballots By Mail	Provision al	Limited Ballot
For	144	87.27%	<div><div></div></div>	80	63	1	0	0
Against	21	12.73%	<div><div></div></div>	15	6	0	0	0
Total Votes Cast	165	100.00%	<div><div></div></div>	95	69	1	0	0
Overvotes	0			0	0	0	0	0
Undervotes	6			3	3	0	0	0
Contest Totals	171			98	72	1	0	0

## PCT 235

### Proposition 5 – State of Texas

Vote For 1

	TOTAL	VOTE %		Election Day	Early Voting	Ballots By Mail	Provisional	Limited Ballot
For	125	74.85%	<div><div></div></div>	73	51	1	0	0
Against	42	25.15%	<div><div></div></div>	24	18	0	0	0
Total Votes Cast	167	100.00%	<div><div></div></div>	97	69	1	0	0
Overvotes	0			0	0	0	0	0
Undervotes	4			1	3	0	0	0
Contest Totals	171			98	72	1	0	0

### Proposition 6 – State of Texas

Vote For 1

	TOTAL	VOTE %		Election Day	Early Voting	Ballots By Mail	Provisional	Limited Ballot
For	133	80.12%	<div><div></div></div>	77	55	1	0	0
Against	33	19.88%	<div><div></div></div>	19	14	0	0	0
Total Votes Cast	166	100.00%	<div><div></div></div>	96	69	1	0	0
Overvotes	0			0	0	0	0	0
Undervotes	5			2	3	0	0	0
Contest Totals	171			98	72	1	0	0

### Proposition 7 – State of Texas

Vote For 1

	TOTAL	VOTE %		Election Day	Early Voting	Ballots By Mail	Provisional	Limited Ballot
For	106	63.86%	<div><div></div></div>	56	49	1	0	0
Against	60	36.14%	<div><div></div></div>	40	20	0	0	0
Total Votes Cast	166	100.00%	<div><div></div></div>	96	69	1	0	0
Overvotes	0			0	0	0	0	0
Undervotes	5			2	3	0	0	0
Contest Totals	171			98	72	1	0	0

### Proposition 8 – State of Texas

Vote For 1

	TOTAL	VOTE %		Election Day	Early Voting	Ballots By Mail	Provisional	Limited Ballot
For	121	72.89%	<div><div></div></div>	72	48	1	0	0
Against	45	27.11%	<div><div></div></div>	24	21	0	0	0
Total Votes Cast	166	100.00%	<div><div></div></div>	96	69	1	0	0
Overvotes	0			0	0	0	0	0
Undervotes	5			2	3	0	0	0
Contest Totals	171			98	72	1	0	0

## PCT 235

### Proposition 9 – State of Texas

Vote For 1

	TOTAL	VOTE %		Election Day	Early Voting	Ballots By Mail	Provision al	Limited Ballot
For	142	85.03%	<div><div></div></div>	86	55	1	0	0
Against	25	14.97%	<div><div></div></div>	11	14	0	0	0
Total Votes Cast	167	100.00%	<div><div></div></div>	97	69	1	0	0
Overvotes	0			0	0	0	0	0
Undervotes	4			1	3	0	0	0
Contest Totals	171			98	72	1	0	0

### Proposition 10 – State of Texas

Vote For 1

	TOTAL	VOTE %		Election Day	Early Voting	Ballots By Mail	Provision al	Limited Ballot
For	85	51.83%	<div><div></div></div>	44	40	1	0	0
Against	79	48.17%	<div><div></div></div>	50	29	0	0	0
Total Votes Cast	164	100.00%	<div><div></div></div>	94	69	1	0	0
Overvotes	0			0	0	0	0	0
Undervotes	7			4	3	0	0	0
Contest Totals	171			98	72	1	0	0

### Proposition 11 – State of Texas

Vote For 1

	TOTAL	VOTE %		Election Day	Early Voting	Ballots By Mail	Provision al	Limited Ballot
For	115	69.70%	<div><div></div></div>	65	49	1	0	0
Against	50	30.30%	<div><div></div></div>	30	20	0	0	0
Total Votes Cast	165	100.00%	<div><div></div></div>	95	69	1	0	0
Overvotes	0			0	0	0	0	0
Undervotes	6			3	3	0	0	0
Contest Totals	171			98	72	1	0	0

### Proposition 12 – State of Texas

Vote For 1

	TOTAL	VOTE %		Election Day	Early Voting	Ballots By Mail	Provision al	Limited Ballot
For	79	51.63%	<div><div></div></div>	43	36	0	0	0
Against	74	48.37%	<div><div></div></div>	45	28	1	0	0
Total Votes Cast	153	100.00%	<div><div></div></div>	88	64	1	0	0
Overvotes	0			0	0	0	0	0
Undervotes	18			10	8	0	0	0
Contest Totals	171			98	72	1	0	0



## PCT 235

### Proposition 13 – State of Texas

Vote For 1

	TOTAL	VOTE %		Election Day	Early Voting	Ballots By Mail	Provisional	Limited Ballot
For	55	33.33%	<div><div></div></div>	26	29	0	0	0
Against	110	66.67%	<div><div></div></div>	69	40	1	0	0
Total Votes Cast	165	100.00%	<div><div></div></div>	95	69	1	0	0
Overvotes	0			0	0	0	0	0
Undervotes	6			3	3	0	0	0
Contest Totals	171			98	72	1	0	0

### Proposition 14 – State of Texas

Vote For 1

	TOTAL	VOTE %		Election Day	Early Voting	Ballots By Mail	Provisional	Limited Ballot
For	134	80.24%	<div><div></div></div>	82	52	0	0	0
Against	33	19.76%	<div><div></div></div>	14	19	0	0	0
Total Votes Cast	167	100.00%	<div><div></div></div>	96	71	0	0	0
Overvotes	0			0	0	0	0	0
Undervotes	4			2	1	1	0	0
Contest Totals	171			98	72	1	0	0

### Proposition A – Collin County

Vote For 1

	TOTAL	VOTE %		Election Day	Early Voting	Ballots By Mail	Provisional	Limited Ballot
For	87	52.41%	<div><div></div></div>	43	43	1	0	0
Against	79	47.59%	<div><div></div></div>	52	27	0	0	0
Total Votes Cast	166	100.00%	<div><div></div></div>	95	70	1	0	0
Overvotes	0			0	0	0	0	0
Undervotes	5			3	2	0	0	0
Contest Totals	171			98	72	1	0	0

### Proposition B – Collin County

Vote For 1

	TOTAL	VOTE %		Election Day	Early Voting	Ballots By Mail	Provisional	Limited Ballot
For	109	66.87%	<div><div></div></div>	66	43	0	0	0
Against	54	33.13%	<div><div></div></div>	27	26	1	0	0
Total Votes Cast	163	100.00%	<div><div></div></div>	93	69	1	0	0
Overvotes	0			0	0	0	0	0
Undervotes	8			5	3	0	0	0
Contest Totals	171			98	72	1	0	0

## PCT 235

### Proposition C – Collin County

Vote For 1

	TOTAL	VOTE %		Election Day	Early Voting	Ballots By Mail	Provisional	Limited Ballot
For	87	53.70%	<div><div></div></div>	50	37	0	0	0
Against	75	46.30%	<div><div></div></div>	42	32	1	0	0
Total Votes Cast	162	100.00%	<div><div></div></div>	92	69	1	0	0
Overvotes	0			0	0	0	0	0
Undervotes	9			6	3	0	0	0
Contest Totals	171			98	72	1	0	0

### Proposition D – Collin County

Vote For 1

	TOTAL	VOTE %		Election Day	Early Voting	Ballots By Mail	Provisional	Limited Ballot
For	113	69.33%	<div><div></div></div>	71	42	0	0	0
Against	50	30.67%	<div><div></div></div>	23	26	1	0	0
Total Votes Cast	163	100.00%	<div><div></div></div>	94	68	1	0	0
Overvotes	0			0	0	0	0	0
Undervotes	8			4	4	0	0	0
Contest Totals	171			98	72	1	0	0

### Proposition E – Collin County

Vote For 1

	TOTAL	VOTE %		Election Day	Early Voting	Ballots By Mail	Provisional	Limited Ballot
For	121	73.33%	<div><div></div></div>	67	53	1	0	0
Against	44	26.67%	<div><div></div></div>	28	16	0	0	0
Total Votes Cast	165	100.00%	<div><div></div></div>	95	69	1	0	0
Overvotes	0			0	0	0	0	0
Undervotes	6			3	3	0	0	0
Contest Totals	171			98	72	1	0	0

## PCT 236

### Proposition 1 – State of Texas

Vote For 1

	TOTAL	VOTE %		Election Day	Early Voting	Ballots By Mail	Provision al	Limited Ballot
For	306	79.07%	<div><div></div></div>	170	122	13	1	0
Against	81	20.93%	<div><div></div></div>	40	38	3	0	0
Total Votes Cast	387	100.00%	<div><div></div></div>	210	160	16	1	0
Overvotes	0			0	0	0	0	0
Undervotes	8			5	3	0	0	0
Contest Totals	395			215	163	16	1	0

### Proposition 2 – State of Texas

Vote For 1

	TOTAL	VOTE %		Election Day	Early Voting	Ballots By Mail	Provision al	Limited Ballot
For	222	58.27%	<div><div></div></div>	113	98	10	1	0
Against	159	41.73%	<div><div></div></div>	96	57	6	0	0
Total Votes Cast	381	100.00%	<div><div></div></div>	209	155	16	1	0
Overvotes	0			0	0	0	0	0
Undervotes	14			6	8	0	0	0
Contest Totals	395			215	163	16	1	0

### Proposition 3 – State of Texas

Vote For 1

	TOTAL	VOTE %		Election Day	Early Voting	Ballots By Mail	Provision al	Limited Ballot
For	298	77.20%	<div><div></div></div>	164	119	14	1	0
Against	88	22.80%	<div><div></div></div>	48	38	2	0	0
Total Votes Cast	386	100.00%	<div><div></div></div>	212	157	16	1	0
Overvotes	0			0	0	0	0	0
Undervotes	9			3	6	0	0	0
Contest Totals	395			215	163	16	1	0

### Proposition 4 – State of Texas

Vote For 1

	TOTAL	VOTE %		Election Day	Early Voting	Ballots By Mail	Provision al	Limited Ballot
For	326	84.46%	<div><div></div></div>	175	140	10	1	0
Against	60	15.54%	<div><div></div></div>	37	17	6	0	0
Total Votes Cast	386	100.00%	<div><div></div></div>	212	157	16	1	0
Overvotes	0			0	0	0	0	0
Undervotes	9			3	6	0	0	0
Contest Totals	395			215	163	16	1	0

## PCT 236

### Proposition 5 – State of Texas

Vote For 1

	TOTAL	VOTE %		Election Day	Early Voting	Ballots By Mail	Provisional	Limited Ballot
For	214	56.17%	<div><div></div></div>	105	95	13	1	0
Against	167	43.83%	<div><div></div></div>	104	60	3	0	0
Total Votes Cast	381	100.00%	<div><div></div></div>	209	155	16	1	0
Overvotes	0			0	0	0	0	0
Undervotes	14			6	8	0	0	0
Contest Totals	395			215	163	16	1	0

### Proposition 6 – State of Texas

Vote For 1

	TOTAL	VOTE %		Election Day	Early Voting	Ballots By Mail	Provisional	Limited Ballot
For	294	75.97%	<div><div></div></div>	153	127	13	1	0
Against	93	24.03%	<div><div></div></div>	59	31	3	0	0
Total Votes Cast	387	100.00%	<div><div></div></div>	212	158	16	1	0
Overvotes	0			0	0	0	0	0
Undervotes	8			3	5	0	0	0
Contest Totals	395			215	163	16	1	0

### Proposition 7 – State of Texas

Vote For 1

	TOTAL	VOTE %		Election Day	Early Voting	Ballots By Mail	Provisional	Limited Ballot
For	266	68.38%	<div><div></div></div>	141	113	11	1	0
Against	123	31.62%	<div><div></div></div>	73	45	5	0	0
Total Votes Cast	389	100.00%	<div><div></div></div>	214	158	16	1	0
Overvotes	0			0	0	0	0	0
Undervotes	6			1	5	0	0	0
Contest Totals	395			215	163	16	1	0

### Proposition 8 – State of Texas

Vote For 1

	TOTAL	VOTE %		Election Day	Early Voting	Ballots By Mail	Provisional	Limited Ballot
For	261	67.27%	<div><div></div></div>	139	110	11	1	0
Against	127	32.73%	<div><div></div></div>	75	47	5	0	0
Total Votes Cast	388	100.00%	<div><div></div></div>	214	157	16	1	0
Overvotes	0			0	0	0	0	0
Undervotes	7			1	6	0	0	0
Contest Totals	395			215	163	16	1	0

## PCT 236

### Proposition 9 – State of Texas

Vote For 1

	TOTAL	VOTE %		Election Day	Early Voting	Ballots By Mail	Provisional	Limited Ballot
For	301	77.78%	<div><div></div></div>	161	125	14	1	0
Against	86	22.22%	<div><div></div></div>	50	34	2	0	0
Total Votes Cast	387	100.00%	<div><div></div></div>	211	159	16	1	0
Overvotes	0			0	0	0	0	0
Undervotes	8			4	4	0	0	0
Contest Totals	395			215	163	16	1	0

### Proposition 10 – State of Texas

Vote For 1

	TOTAL	VOTE %		Election Day	Early Voting	Ballots By Mail	Provisional	Limited Ballot
For	185	48.68%	<div><div></div></div>	95	82	7	1	0
Against	195	51.32%	<div><div></div></div>	115	71	9	0	0
Total Votes Cast	380	100.00%	<div><div></div></div>	210	153	16	1	0
Overvotes	0			0	0	0	0	0
Undervotes	15			5	10	0	0	0
Contest Totals	395			215	163	16	1	0

### Proposition 11 – State of Texas

Vote For 1

	TOTAL	VOTE %		Election Day	Early Voting	Ballots By Mail	Provisional	Limited Ballot
For	208	57.62%	<div><div></div></div>	116	81	10	1	0
Against	153	42.38%	<div><div></div></div>	83	64	6	0	0
Total Votes Cast	361	100.00%	<div><div></div></div>	199	145	16	1	0
Overvotes	0			0	0	0	0	0
Undervotes	34			16	18	0	0	0
Contest Totals	395			215	163	16	1	0

### Proposition 12 – State of Texas

Vote For 1

	TOTAL	VOTE %		Election Day	Early Voting	Ballots By Mail	Provisional	Limited Ballot
For	178	53.13%	<div><div></div></div>	103	70	5	0	0
Against	157	46.87%	<div><div></div></div>	80	66	10	1	0
Total Votes Cast	335	100.00%	<div><div></div></div>	183	136	15	1	0
Overvotes	0			0	0	0	0	0
Undervotes	60			32	27	1	0	0
Contest Totals	395			215	163	16	1	0

## PCT 236

### Proposition 13 – State of Texas

Vote For 1

	TOTAL	VOTE %		Election Day	Early Voting	Ballots By Mail	Provisional	Limited Ballot
For	148	38.85%	<div><div></div></div>	73	67	8	0	0
Against	233	61.15%	<div><div></div></div>	137	87	8	1	0
Total Votes Cast	381	100.00%	<div><div></div></div>	210	154	16	1	0
Overvotes	0			0	0	0	0	0
Undervotes	14			5	9	0	0	0
Contest Totals	395			215	163	16	1	0

### Proposition 14 – State of Texas

Vote For 1

	TOTAL	VOTE %		Election Day	Early Voting	Ballots By Mail	Provisional	Limited Ballot
For	257	67.63%	<div><div></div></div>	138	106	12	1	0
Against	123	32.37%	<div><div></div></div>	72	47	4	0	0
Total Votes Cast	380	100.00%	<div><div></div></div>	210	153	16	1	0
Overvotes	0			0	0	0	0	0
Undervotes	15			5	10	0	0	0
Contest Totals	395			215	163	16	1	0

### Proposition A – Collin County

Vote For 1

	TOTAL	VOTE %		Election Day	Early Voting	Ballots By Mail	Provisional	Limited Ballot
For	171	45.00%	<div><div></div></div>	88	76	7	0	0
Against	209	55.00%	<div><div></div></div>	123	76	9	1	0
Total Votes Cast	380	100.00%	<div><div></div></div>	211	152	16	1	0
Overvotes	0			0	0	0	0	0
Undervotes	15			4	11	0	0	0
Contest Totals	395			215	163	16	1	0

### Proposition B – Collin County

Vote For 1

	TOTAL	VOTE %		Election Day	Early Voting	Ballots By Mail	Provisional	Limited Ballot
For	247	63.82%	<div><div></div></div>	133	107	7	0	0
Against	140	36.18%	<div><div></div></div>	80	50	9	1	0
Total Votes Cast	387	100.00%	<div><div></div></div>	213	157	16	1	0
Overvotes	0			0	0	0	0	0
Undervotes	8			2	6	0	0	0
Contest Totals	395			215	163	16	1	0

## PCT 236

### Proposition C – Collin County

Vote For 1

	TOTAL	VOTE %		Election Day	Early Voting	Ballots By Mail	Provisional	Limited Ballot
For	175	46.54%	<div><div></div></div>	95	70	9	1	0
Against	201	53.46%	<div><div></div></div>	114	80	7	0	0
Total Votes Cast	376	100.00%	<div><div></div></div>	209	150	16	1	0
Overvotes	0			0	0	0	0	0
Undervotes	19			6	13	0	0	0
Contest Totals	395			215	163	16	1	0

### Proposition D – Collin County

Vote For 1

	TOTAL	VOTE %		Election Day	Early Voting	Ballots By Mail	Provisional	Limited Ballot
For	211	55.53%	<div><div></div></div>	110	92	9	0	0
Against	169	44.47%	<div><div></div></div>	100	61	7	1	0
Total Votes Cast	380	100.00%	<div><div></div></div>	210	153	16	1	0
Overvotes	0			0	0	0	0	0
Undervotes	15			5	10	0	0	0
Contest Totals	395			215	163	16	1	0

### Proposition E – Collin County

Vote For 1

	TOTAL	VOTE %		Election Day	Early Voting	Ballots By Mail	Provisional	Limited Ballot
For	258	66.84%	<div><div></div></div>	140	105	12	1	0
Against	128	33.16%	<div><div></div></div>	73	51	4	0	0
Total Votes Cast	386	100.00%	<div><div></div></div>	213	156	16	1	0
Overvotes	0			0	0	0	0	0
Undervotes	9			2	7	0	0	0
Contest Totals	395			215	163	16	1	0

## PCT 237

### Proposition 1 – State of Texas

Vote For 1

	TOTAL	VOTE %		Election Day	Early Voting	Ballots By Mail	Provision al	Limited Ballot
For	219	82.95%	<div><div></div></div>	95	118	6	0	0
Against	45	17.05%	<div><div></div></div>	21	24	0	0	0
Total Votes Cast	264	100.00%	<div><div></div></div>	116	142	6	0	0
Overvotes	0			0	0	0	0	0
Undervotes	4			2	2	0	0	0
Contest Totals	268			118	144	6	0	0

### Proposition 2 – State of Texas

Vote For 1

	TOTAL	VOTE %		Election Day	Early Voting	Ballots By Mail	Provision al	Limited Ballot
For	178	69.80%	<div><div></div></div>	73	101	4	0	0
Against	77	30.20%	<div><div></div></div>	40	35	2	0	0
Total Votes Cast	255	100.00%	<div><div></div></div>	113	136	6	0	0
Overvotes	0			0	0	0	0	0
Undervotes	13			5	8	0	0	0
Contest Totals	268			118	144	6	0	0

### Proposition 3 – State of Texas

Vote For 1

	TOTAL	VOTE %		Election Day	Early Voting	Ballots By Mail	Provision al	Limited Ballot
For	180	71.43%	<div><div></div></div>	78	96	6	0	0
Against	72	28.57%	<div><div></div></div>	38	34	0	0	0
Total Votes Cast	252	100.00%	<div><div></div></div>	116	130	6	0	0
Overvotes	0			0	0	0	0	0
Undervotes	16			2	14	0	0	0
Contest Totals	268			118	144	6	0	0

### Proposition 4 – State of Texas

Vote For 1

	TOTAL	VOTE %		Election Day	Early Voting	Ballots By Mail	Provision al	Limited Ballot
For	221	87.35%	<div><div></div></div>	98	117	6	0	0
Against	32	12.65%	<div><div></div></div>	16	16	0	0	0
Total Votes Cast	253	100.00%	<div><div></div></div>	114	133	6	0	0
Overvotes	0			0	0	0	0	0
Undervotes	15			4	11	0	0	0
Contest Totals	268			118	144	6	0	0



## PCT 237

### Proposition 5 – State of Texas

Vote For 1

	TOTAL	VOTE %		Election Day	Early Voting	Ballots By Mail	Provisional	Limited Ballot
For	180	70.04%	<div><div></div></div>	76	101	3	0	0
Against	77	29.96%	<div><div></div></div>	39	35	3	0	0
Total Votes Cast	257	100.00%	<div><div></div></div>	115	136	6	0	0
Overvotes	0			0	0	0	0	0
Undervotes	11			3	8	0	0	0
Contest Totals	268			118	144	6	0	0

### Proposition 6 – State of Texas

Vote For 1

	TOTAL	VOTE %		Election Day	Early Voting	Ballots By Mail	Provisional	Limited Ballot
For	209	81.64%	<div><div></div></div>	94	110	5	0	0
Against	47	18.36%	<div><div></div></div>	22	24	1	0	0
Total Votes Cast	256	100.00%	<div><div></div></div>	116	134	6	0	0
Overvotes	0			0	0	0	0	0
Undervotes	12			2	10	0	0	0
Contest Totals	268			118	144	6	0	0

### Proposition 7 – State of Texas

Vote For 1

	TOTAL	VOTE %		Election Day	Early Voting	Ballots By Mail	Provisional	Limited Ballot
For	178	69.26%	<div><div></div></div>	76	97	5	0	0
Against	79	30.74%	<div><div></div></div>	40	38	1	0	0
Total Votes Cast	257	100.00%	<div><div></div></div>	116	135	6	0	0
Overvotes	0			0	0	0	0	0
Undervotes	11			2	9	0	0	0
Contest Totals	268			118	144	6	0	0

### Proposition 8 – State of Texas

Vote For 1

	TOTAL	VOTE %		Election Day	Early Voting	Ballots By Mail	Provisional	Limited Ballot
For	197	77.87%	<div><div></div></div>	83	109	5	0	0
Against	56	22.13%	<div><div></div></div>	33	22	1	0	0
Total Votes Cast	253	100.00%	<div><div></div></div>	116	131	6	0	0
Overvotes	0			0	0	0	0	0
Undervotes	15			2	13	0	0	0
Contest Totals	268			118	144	6	0	0

## PCT 237

### Proposition 9 – State of Texas

Vote For 1

	TOTAL	VOTE %		Election Day	Early Voting	Ballots By Mail	Provisional	Limited Ballot
For	233	89.27%	<div><div></div></div>	101	128	4	0	0
Against	28	10.73%	<div><div></div></div>	15	11	2	0	0
Total Votes Cast	261	100.00%	<div><div></div></div>	116	139	6	0	0
Overvotes	0			0	0	0	0	0
Undervotes	7			2	5	0	0	0
Contest Totals	268			118	144	6	0	0

### Proposition 10 – State of Texas

Vote For 1

	TOTAL	VOTE %		Election Day	Early Voting	Ballots By Mail	Provisional	Limited Ballot
For	145	58.47%	<div><div></div></div>	60	80	5	0	0
Against	103	41.53%	<div><div></div></div>	54	48	1	0	0
Total Votes Cast	248	100.00%	<div><div></div></div>	114	128	6	0	0
Overvotes	0			0	0	0	0	0
Undervotes	20			4	16	0	0	0
Contest Totals	268			118	144	6	0	0

### Proposition 11 – State of Texas

Vote For 1

	TOTAL	VOTE %		Election Day	Early Voting	Ballots By Mail	Provisional	Limited Ballot
For	158	65.29%	<div><div></div></div>	68	87	3	0	0
Against	84	34.71%	<div><div></div></div>	42	39	3	0	0
Total Votes Cast	242	100.00%	<div><div></div></div>	110	126	6	0	0
Overvotes	0			0	0	0	0	0
Undervotes	26			8	18	0	0	0
Contest Totals	268			118	144	6	0	0

### Proposition 12 – State of Texas

Vote For 1

	TOTAL	VOTE %		Election Day	Early Voting	Ballots By Mail	Provisional	Limited Ballot
For	121	53.07%	<div><div></div></div>	49	67	5	0	0
Against	107	46.93%	<div><div></div></div>	56	50	1	0	0
Total Votes Cast	228	100.00%	<div><div></div></div>	105	117	6	0	0
Overvotes	0			0	0	0	0	0
Undervotes	40			13	27	0	0	0
Contest Totals	268			118	144	6	0	0

## PCT 237

### Proposition 13 – State of Texas

Vote For 1

	TOTAL	VOTE %		Election Day	Early Voting	Ballots By Mail	Provisional	Limited Ballot
For	93	37.50%	<div><div></div></div>	35	55	3	0	0
Against	155	62.50%	<div><div></div></div>	75	77	3	0	0
Total Votes Cast	248	100.00%	<div><div></div></div>	110	132	6	0	0
Overvotes	0			0	0	0	0	0
Undervotes	20			8	12	0	0	0
Contest Totals	268			118	144	6	0	0

### Proposition 14 – State of Texas

Vote For 1

	TOTAL	VOTE %		Election Day	Early Voting	Ballots By Mail	Provisional	Limited Ballot
For	201	77.61%	<div><div></div></div>	90	107	4	0	0
Against	58	22.39%	<div><div></div></div>	28	28	2	0	0
Total Votes Cast	259	100.00%	<div><div></div></div>	118	135	6	0	0
Overvotes	0			0	0	0	0	0
Undervotes	9			0	9	0	0	0
Contest Totals	268			118	144	6	0	0

### Proposition A – Collin County

Vote For 1

	TOTAL	VOTE %		Election Day	Early Voting	Ballots By Mail	Provisional	Limited Ballot
For	129	50.39%	<div><div></div></div>	54	70	5	0	0
Against	127	49.61%	<div><div></div></div>	61	65	1	0	0
Total Votes Cast	256	100.00%	<div><div></div></div>	115	135	6	0	0
Overvotes	0			0	0	0	0	0
Undervotes	12			3	9	0	0	0
Contest Totals	268			118	144	6	0	0

### Proposition B – Collin County

Vote For 1

	TOTAL	VOTE %		Election Day	Early Voting	Ballots By Mail	Provisional	Limited Ballot
For	120	47.43%	<div><div></div></div>	51	66	3	0	0
Against	133	52.57%	<div><div></div></div>	62	68	3	0	0
Total Votes Cast	253	100.00%	<div><div></div></div>	113	134	6	0	0
Overvotes	0			0	0	0	0	0
Undervotes	15			5	10	0	0	0
Contest Totals	268			118	144	6	0	0

## PCT 237

### Proposition C – Collin County

Vote For 1

	TOTAL	VOTE %		Election Day	Early Voting	Ballots By Mail	Provisional	Limited Ballot
For	130	51.59%	<div><div></div></div>	53	71	6	0	0
Against	122	48.41%	<div><div></div></div>	60	62	0	0	0
Total Votes Cast	252	100.00%	<div><div></div></div>	113	133	6	0	0
Overvotes	0			0	0	0	0	0
Undervotes	16			5	11	0	0	0
Contest Totals	268			118	144	6	0	0

### Proposition D – Collin County

Vote For 1

	TOTAL	VOTE %		Election Day	Early Voting	Ballots By Mail	Provisional	Limited Ballot
For	158	61.72%	<div><div></div></div>	66	90	2	0	0
Against	98	38.28%	<div><div></div></div>	49	45	4	0	0
Total Votes Cast	256	100.00%	<div><div></div></div>	115	135	6	0	0
Overvotes	0			0	0	0	0	0
Undervotes	12			3	9	0	0	0
Contest Totals	268			118	144	6	0	0

### Proposition E – Collin County

Vote For 1

	TOTAL	VOTE %		Election Day	Early Voting	Ballots By Mail	Provisional	Limited Ballot
For	193	73.95%	<div><div></div></div>	81	106	6	0	0
Against	68	26.05%	<div><div></div></div>	35	33	0	0	0
Total Votes Cast	261	100.00%	<div><div></div></div>	116	139	6	0	0
Overvotes	0			0	0	0	0	0
Undervotes	7			2	5	0	0	0
Contest Totals	268			118	144	6	0	0

### Proposition A – Wylie ISD

Vote For 1

	TOTAL	VOTE %		Election Day	Early Voting	Ballots By Mail	Provisional	Limited Ballot
FOR	152	57.36%	<div><div></div></div>	60	88	4	0	0
AGAINST	113	42.64%	<div><div></div></div>	57	54	2	0	0
Total Votes Cast	265	100.00%	<div><div></div></div>	117	142	6	0	0
Overvotes	0			0	0	0	0	0
Undervotes	3			1	2	0	0	0
Contest Totals	268			118	144	6	0	0

## PCT 238

### Proposition 1 – State of Texas

Vote For 1

	TOTAL	VOTE %		Election Day	Early Voting	Ballots By Mail	Provisional	Limited Ballot
For	213	76.07%	<div><div></div></div>	121	87	5	0	0
Against	67	23.93%	<div><div></div></div>	39	27	1	0	0
Total Votes Cast	280	100.00%	<div><div></div></div>	160	114	6	0	0
Overvotes	0			0	0	0	0	0
Undervotes	9			5	4	0	0	0
Contest Totals	289			165	118	6	0	0

### Proposition 2 – State of Texas

Vote For 1

	TOTAL	VOTE %		Election Day	Early Voting	Ballots By Mail	Provisional	Limited Ballot
For	185	66.79%	<div><div></div></div>	109	73	3	0	0
Against	92	33.21%	<div><div></div></div>	50	39	3	0	0
Total Votes Cast	277	100.00%	<div><div></div></div>	159	112	6	0	0
Overvotes	0			0	0	0	0	0
Undervotes	12			6	6	0	0	0
Contest Totals	289			165	118	6	0	0

### Proposition 3 – State of Texas

Vote For 1

	TOTAL	VOTE %		Election Day	Early Voting	Ballots By Mail	Provisional	Limited Ballot
For	175	62.50%	<div><div></div></div>	100	70	5	0	0
Against	105	37.50%	<div><div></div></div>	59	45	1	0	0
Total Votes Cast	280	100.00%	<div><div></div></div>	159	115	6	0	0
Overvotes	0			0	0	0	0	0
Undervotes	9			6	3	0	0	0
Contest Totals	289			165	118	6	0	0

### Proposition 4 – State of Texas

Vote For 1

	TOTAL	VOTE %		Election Day	Early Voting	Ballots By Mail	Provisional	Limited Ballot
For	220	79.14%	<div><div></div></div>	125	90	5	0	0
Against	58	20.86%	<div><div></div></div>	33	24	1	0	0
Total Votes Cast	278	100.00%	<div><div></div></div>	158	114	6	0	0
Overvotes	0			0	0	0	0	0
Undervotes	11			7	4	0	0	0
Contest Totals	289			165	118	6	0	0

## PCT 238

### Proposition 5 – State of Texas

Vote For 1

	TOTAL	VOTE %		Election Day	Early Voting	Ballots By Mail	Provision al	Limited Ballot
For	193	69.18%	<div><div></div></div>	106	84	3	0	0
Against	86	30.82%	<div><div></div></div>	51	32	3	0	0
Total Votes Cast	279	100.00%	<div><div></div></div>	157	116	6	0	0
Overvotes	0			0	0	0	0	0
Undervotes	10			8	2	0	0	0
Contest Totals	289			165	118	6	0	0

### Proposition 6 – State of Texas

Vote For 1

	TOTAL	VOTE %		Election Day	Early Voting	Ballots By Mail	Provision al	Limited Ballot
For	233	83.21%	<div><div></div></div>	138	91	4	0	0
Against	47	16.79%	<div><div></div></div>	22	23	2	0	0
Total Votes Cast	280	100.00%	<div><div></div></div>	160	114	6	0	0
Overvotes	0			0	0	0	0	0
Undervotes	9			5	4	0	0	0
Contest Totals	289			165	118	6	0	0

### Proposition 7 – State of Texas

Vote For 1

	TOTAL	VOTE %		Election Day	Early Voting	Ballots By Mail	Provision al	Limited Ballot
For	195	68.90%	<div><div></div></div>	111	81	3	0	0
Against	88	31.10%	<div><div></div></div>	50	35	3	0	0
Total Votes Cast	283	100.00%	<div><div></div></div>	161	116	6	0	0
Overvotes	0			0	0	0	0	0
Undervotes	6			4	2	0	0	0
Contest Totals	289			165	118	6	0	0

### Proposition 8 – State of Texas

Vote For 1

	TOTAL	VOTE %		Election Day	Early Voting	Ballots By Mail	Provision al	Limited Ballot
For	214	76.16%	<div><div></div></div>	124	86	4	0	0
Against	67	23.84%	<div><div></div></div>	35	30	2	0	0
Total Votes Cast	281	100.00%	<div><div></div></div>	159	116	6	0	0
Overvotes	0			0	0	0	0	0
Undervotes	8			6	2	0	0	0
Contest Totals	289			165	118	6	0	0

## PCT 238

### Proposition 9 – State of Texas

Vote For 1

	TOTAL	VOTE %		Election Day	Early Voting	Ballots By Mail	Provisional	Limited Ballot
For	235	83.93%	<div><div></div></div>	133	99	3	0	0
Against	45	16.07%	<div><div></div></div>	25	17	3	0	0
Total Votes Cast	280	100.00%	<div><div></div></div>	158	116	6	0	0
Overvotes	0			0	0	0	0	0
Undervotes	9			7	2	0	0	0
Contest Totals	289			165	118	6	0	0

### Proposition 10 – State of Texas

Vote For 1

	TOTAL	VOTE %		Election Day	Early Voting	Ballots By Mail	Provisional	Limited Ballot
For	130	47.62%	<div><div></div></div>	73	54	3	0	0
Against	143	52.38%	<div><div></div></div>	80	60	3	0	0
Total Votes Cast	273	100.00%	<div><div></div></div>	153	114	6	0	0
Overvotes	0			0	0	0	0	0
Undervotes	16			12	4	0	0	0
Contest Totals	289			165	118	6	0	0

### Proposition 11 – State of Texas

Vote For 1

	TOTAL	VOTE %		Election Day	Early Voting	Ballots By Mail	Provisional	Limited Ballot
For	173	65.53%	<div><div></div></div>	98	73	2	0	0
Against	91	34.47%	<div><div></div></div>	49	38	4	0	0
Total Votes Cast	264	100.00%	<div><div></div></div>	147	111	6	0	0
Overvotes	0			0	0	0	0	0
Undervotes	25			18	7	0	0	0
Contest Totals	289			165	118	6	0	0

### Proposition 12 – State of Texas

Vote For 1

	TOTAL	VOTE %		Election Day	Early Voting	Ballots By Mail	Provisional	Limited Ballot
For	128	52.03%	<div><div></div></div>	65	57	6	0	0
Against	118	47.97%	<div><div></div></div>	73	45	0	0	0
Total Votes Cast	246	100.00%	<div><div></div></div>	138	102	6	0	0
Overvotes	0			0	0	0	0	0
Undervotes	43			27	16	0	0	0
Contest Totals	289			165	118	6	0	0

## PCT 238

### Proposition 13 – State of Texas

Vote For 1

	TOTAL	VOTE %		Election Day	Early Voting	Ballots By Mail	Provisional	Limited Ballot
For	102	36.56%	<div><div></div></div>	46	53	3	0	0
Against	177	63.44%	<div><div></div></div>	112	62	3	0	0
Total Votes Cast	279	100.00%	<div><div></div></div>	158	115	6	0	0
Overvotes	0			0	0	0	0	0
Undervotes	10			7	3	0	0	0
Contest Totals	289			165	118	6	0	0

### Proposition 14 – State of Texas

Vote For 1

	TOTAL	VOTE %		Election Day	Early Voting	Ballots By Mail	Provisional	Limited Ballot
For	219	79.93%	<div><div></div></div>	126	90	3	0	0
Against	55	20.07%	<div><div></div></div>	28	24	3	0	0
Total Votes Cast	274	100.00%	<div><div></div></div>	154	114	6	0	0
Overvotes	0			0	0	0	0	0
Undervotes	15			11	4	0	0	0
Contest Totals	289			165	118	6	0	0

### Proposition A – Collin County

Vote For 1

	TOTAL	VOTE %		Election Day	Early Voting	Ballots By Mail	Provisional	Limited Ballot
For	130	46.76%	<div><div></div></div>	71	55	4	0	0
Against	148	53.24%	<div><div></div></div>	87	59	2	0	0
Total Votes Cast	278	100.00%	<div><div></div></div>	158	114	6	0	0
Overvotes	0			0	0	0	0	0
Undervotes	11			7	4	0	0	0
Contest Totals	289			165	118	6	0	0

### Proposition B – Collin County

Vote For 1

	TOTAL	VOTE %		Election Day	Early Voting	Ballots By Mail	Provisional	Limited Ballot
For	181	63.96%	<div><div></div></div>	101	77	3	0	0
Against	102	36.04%	<div><div></div></div>	58	41	3	0	0
Total Votes Cast	283	100.00%	<div><div></div></div>	159	118	6	0	0
Overvotes	0			0	0	0	0	0
Undervotes	6			6	0	0	0	0
Contest Totals	289			165	118	6	0	0



## PCT 238

### Proposition C – Collin County

Vote For 1

	TOTAL	VOTE %		Election Day	Early Voting	Ballots By Mail	Provisional	Limited Ballot
For	138	50.36%	<div><div></div></div>	80	55	3	0	0
Against	136	49.64%	<div><div></div></div>	73	60	3	0	0
Total Votes Cast	274	100.00%	<div><div></div></div>	153	115	6	0	0
Overvotes	0			0	0	0	0	0
Undervotes	15			12	3	0	0	0
Contest Totals	289			165	118	6	0	0

### Proposition D – Collin County

Vote For 1

	TOTAL	VOTE %		Election Day	Early Voting	Ballots By Mail	Provisional	Limited Ballot
For	187	65.85%	<div><div></div></div>	105	79	3	0	0
Against	97	34.15%	<div><div></div></div>	55	39	3	0	0
Total Votes Cast	284	100.00%	<div><div></div></div>	160	118	6	0	0
Overvotes	0			0	0	0	0	0
Undervotes	5			5	0	0	0	0
Contest Totals	289			165	118	6	0	0

### Proposition E – Collin County

Vote For 1

	TOTAL	VOTE %		Election Day	Early Voting	Ballots By Mail	Provisional	Limited Ballot
For	205	72.70%	<div><div></div></div>	116	86	3	0	0
Against	77	27.30%	<div><div></div></div>	42	32	3	0	0
Total Votes Cast	282	100.00%	<div><div></div></div>	158	118	6	0	0
Overvotes	0			0	0	0	0	0
Undervotes	7			7	0	0	0	0
Contest Totals	289			165	118	6	0	0

## PCT 239

### Proposition 1 – State of Texas

Vote For 1

	TOTAL	VOTE %		Election Day	Early Voting	Ballots By Mail	Provision al	Limited Ballot
For	726	85.92%	<div><div></div></div>	199	514	12	1	0
Against	119	14.08%	<div><div></div></div>	51	67	1	0	0
Total Votes Cast	845	100.00%	<div><div></div></div>	250	581	13	1	0
Overvotes	0			0	0	0	0	0
Undervotes	37			9	27	1	0	0
Contest Totals	882			259	608	14	1	0

### Proposition 2 – State of Texas

Vote For 1

	TOTAL	VOTE %		Election Day	Early Voting	Ballots By Mail	Provision al	Limited Ballot
For	516	64.50%	<div><div></div></div>	145	362	8	1	0
Against	284	35.50%	<div><div></div></div>	100	179	5	0	0
Total Votes Cast	800	100.00%	<div><div></div></div>	245	541	13	1	0
Overvotes	0			0	0	0	0	0
Undervotes	82			14	67	1	0	0
Contest Totals	882			259	608	14	1	0

### Proposition 3 – State of Texas

Vote For 1

	TOTAL	VOTE %		Election Day	Early Voting	Ballots By Mail	Provision al	Limited Ballot
For	664	80.58%	<div><div></div></div>	199	455	10	0	0
Against	160	19.42%	<div><div></div></div>	49	106	4	1	0
Total Votes Cast	824	100.00%	<div><div></div></div>	248	561	14	1	0
Overvotes	0			0	0	0	0	0
Undervotes	58			11	47	0	0	0
Contest Totals	882			259	608	14	1	0

### Proposition 4 – State of Texas

Vote For 1

	TOTAL	VOTE %		Election Day	Early Voting	Ballots By Mail	Provision al	Limited Ballot
For	710	87.33%	<div><div></div></div>	208	490	11	1	0
Against	103	12.67%	<div><div></div></div>	37	63	3	0	0
Total Votes Cast	813	100.00%	<div><div></div></div>	245	553	14	1	0
Overvotes	0			0	0	0	0	0
Undervotes	69			14	55	0	0	0
Contest Totals	882			259	608	14	1	0

## PCT 239

### Proposition 5 – State of Texas

Vote For 1

	TOTAL	VOTE %		Election Day	Early Voting	Ballots By Mail	Provisional	Limited Ballot
For	563	69.08%	<div><div></div></div>	148	402	12	1	0
Against	252	30.92%	<div><div></div></div>	97	153	2	0	0
Total Votes Cast	815	100.00%	<div><div></div></div>	245	555	14	1	0
Overvotes	0			0	0	0	0	0
Undervotes	67			14	53	0	0	0
Contest Totals	882			259	608	14	1	0

### Proposition 6 – State of Texas

Vote For 1

	TOTAL	VOTE %		Election Day	Early Voting	Ballots By Mail	Provisional	Limited Ballot
For	676	81.84%	<div><div></div></div>	186	477	12	1	0
Against	150	18.16%	<div><div></div></div>	60	88	2	0	0
Total Votes Cast	826	100.00%	<div><div></div></div>	246	565	14	1	0
Overvotes	0			0	0	0	0	0
Undervotes	56			13	43	0	0	0
Contest Totals	882			259	608	14	1	0

### Proposition 7 – State of Texas

Vote For 1

	TOTAL	VOTE %		Election Day	Early Voting	Ballots By Mail	Provisional	Limited Ballot
For	635	76.78%	<div><div></div></div>	168	453	13	1	0
Against	192	23.22%	<div><div></div></div>	77	114	1	0	0
Total Votes Cast	827	100.00%	<div><div></div></div>	245	567	14	1	0
Overvotes	0			0	0	0	0	0
Undervotes	55			14	41	0	0	0
Contest Totals	882			259	608	14	1	0

### Proposition 8 – State of Texas

Vote For 1

	TOTAL	VOTE %		Election Day	Early Voting	Ballots By Mail	Provisional	Limited Ballot
For	599	72.78%	<div><div></div></div>	166	423	9	1	0
Against	224	27.22%	<div><div></div></div>	80	139	5	0	0
Total Votes Cast	823	100.00%	<div><div></div></div>	246	562	14	1	0
Overvotes	0			0	0	0	0	0
Undervotes	59			13	46	0	0	0
Contest Totals	882			259	608	14	1	0

## PCT 239

### Proposition 9 – State of Texas

Vote For 1

	TOTAL	VOTE %		Election Day	Early Voting	Ballots By Mail	Provisional	Limited Ballot
For	699	83.41%	<div><div></div></div>	205	481	12	1	0
Against	139	16.59%	<div><div></div></div>	45	92	2	0	0
Total Votes Cast	838	100.00%	<div><div></div></div>	250	573	14	1	0
Overvotes	0			0	0	0	0	0
Undervotes	44			9	35	0	0	0
Contest Totals	882			259	608	14	1	0

### Proposition 10 – State of Texas

Vote For 1

	TOTAL	VOTE %		Election Day	Early Voting	Ballots By Mail	Provisional	Limited Ballot
For	456	57.29%	<div><div></div></div>	115	330	10	1	0
Against	340	42.71%	<div><div></div></div>	129	207	4	0	0
Total Votes Cast	796	100.00%	<div><div></div></div>	244	537	14	1	0
Overvotes	0			0	0	0	0	0
Undervotes	86			15	71	0	0	0
Contest Totals	882			259	608	14	1	0

### Proposition 11 – State of Texas

Vote For 1

	TOTAL	VOTE %		Election Day	Early Voting	Ballots By Mail	Provisional	Limited Ballot
For	469	62.62%	<div><div></div></div>	124	333	11	1	0
Against	280	37.38%	<div><div></div></div>	104	175	1	0	0
Total Votes Cast	749	100.00%	<div><div></div></div>	228	508	12	1	0
Overvotes	0			0	0	0	0	0
Undervotes	133			31	100	2	0	0
Contest Totals	882			259	608	14	1	0

### Proposition 12 – State of Texas

Vote For 1

	TOTAL	VOTE %		Election Day	Early Voting	Ballots By Mail	Provisional	Limited Ballot
For	398	57.35%	<div><div></div></div>	113	279	6	0	0
Against	296	42.65%	<div><div></div></div>	103	186	6	1	0
Total Votes Cast	694	100.00%	<div><div></div></div>	216	465	12	1	0
Overvotes	0			0	0	0	0	0
Undervotes	188			43	143	2	0	0
Contest Totals	882			259	608	14	1	0

## PCT 239

### Proposition 13 – State of Texas

Vote For 1

	TOTAL	VOTE %		Election Day	Early Voting	Ballots By Mail	Provisional	Limited Ballot
For	299	37.52%	<div><div></div></div>	80	213	6	0	0
Against	498	62.48%	<div><div></div></div>	164	325	8	1	0
Total Votes Cast	797	100.00%	<div><div></div></div>	244	538	14	1	0
Overvotes	0			0	0	0	0	0
Undervotes	85			15	70	0	0	0
Contest Totals	882			259	608	14	1	0

### Proposition 14 – State of Texas

Vote For 1

	TOTAL	VOTE %		Election Day	Early Voting	Ballots By Mail	Provisional	Limited Ballot
For	654	80.15%	<div><div></div></div>	180	460	13	1	0
Against	162	19.85%	<div><div></div></div>	61	100	1	0	0
Total Votes Cast	816	100.00%	<div><div></div></div>	241	560	14	1	0
Overvotes	0			0	0	0	0	0
Undervotes	66			18	48	0	0	0
Contest Totals	882			259	608	14	1	0

### Proposition A – Collin County

Vote For 1

	TOTAL	VOTE %		Election Day	Early Voting	Ballots By Mail	Provisional	Limited Ballot
For	472	56.59%	<div><div></div></div>	119	343	10	0	0
Against	362	43.41%	<div><div></div></div>	127	230	4	1	0
Total Votes Cast	834	100.00%	<div><div></div></div>	246	573	14	1	0
Overvotes	0			0	0	0	0	0
Undervotes	48			13	35	0	0	0
Contest Totals	882			259	608	14	1	0

### Proposition B – Collin County

Vote For 1

	TOTAL	VOTE %		Election Day	Early Voting	Ballots By Mail	Provisional	Limited Ballot
For	527	62.74%	<div><div></div></div>	154	361	11	1	0
Against	313	37.26%	<div><div></div></div>	94	216	3	0	0
Total Votes Cast	840	100.00%	<div><div></div></div>	248	577	14	1	0
Overvotes	0			0	0	0	0	0
Undervotes	42			11	31	0	0	0
Contest Totals	882			259	608	14	1	0

## PCT 239

### Proposition C – Collin County

Vote For 1

	TOTAL	VOTE %		Election Day	Early Voting	Ballots By Mail	Provisional	Limited Ballot
For	494	59.95%	<div><div></div></div>	133	351	9	1	0
Against	330	40.05%	<div><div></div></div>	109	216	5	0	0
Total Votes Cast	824	100.00%	<div><div></div></div>	242	567	14	1	0
Overvotes	0			0	0	0	0	0
Undervotes	58			17	41	0	0	0
Contest Totals	882			259	608	14	1	0

### Proposition D – Collin County

Vote For 1

	TOTAL	VOTE %		Election Day	Early Voting	Ballots By Mail	Provisional	Limited Ballot
For	560	67.47%	<div><div></div></div>	165	386	8	1	0
Against	270	32.53%	<div><div></div></div>	78	186	6	0	0
Total Votes Cast	830	100.00%	<div><div></div></div>	243	572	14	1	0
Overvotes	0			0	0	0	0	0
Undervotes	52			16	36	0	0	0
Contest Totals	882			259	608	14	1	0

### Proposition E – Collin County

Vote For 1

	TOTAL	VOTE %		Election Day	Early Voting	Ballots By Mail	Provisional	Limited Ballot
For	664	79.14%	<div><div></div></div>	192	459	12	1	0
Against	175	20.86%	<div><div></div></div>	54	119	2	0	0
Total Votes Cast	839	100.00%	<div><div></div></div>	246	578	14	1	0
Overvotes	0			0	0	0	0	0
Undervotes	43			13	30	0	0	0
Contest Totals	882			259	608	14	1	0

### Proposition A – Prosper ISD

Vote For 1

	TOTAL	VOTE %		Election Day	Early Voting	Ballots By Mail	Provisional	Limited Ballot
FOR	620	70.86%	<div><div></div></div>	169	440	11	0	0
AGAINST	255	29.14%	<div><div></div></div>	85	166	3	1	0
Total Votes Cast	875	100.00%	<div><div></div></div>	254	606	14	1	0
Overvotes	0			0	0	0	0	0
Undervotes	7			5	2	0	0	0
Contest Totals	882			259	608	14	1	0

## PCT 239

### Proposition B – Prosper ISD

Vote For 1

	TOTAL	VOTE %		Election Day	Early Voting	Ballots By Mail	Provisional	Limited Ballot
FOR	619	70.82%	<div><div></div></div>	170	439	10	0	0
AGAINST	255	29.18%	<div><div></div></div>	85	165	4	1	0
Total Votes Cast	874	100.00%	<div><div></div></div>	255	604	14	1	0
Overvotes	0			0	0	0	0	0
Undervotes	8			4	4	0	0	0
Contest Totals	882			259	608	14	1	0

### Proposition C – Prosper ISD

Vote For 1

	TOTAL	VOTE %		Election Day	Early Voting	Ballots By Mail	Provisional	Limited Ballot
FOR	459	52.64%	<div><div></div></div>	119	331	9	0	0
AGAINST	413	47.36%	<div><div></div></div>	136	271	5	1	0
Total Votes Cast	872	100.00%	<div><div></div></div>	255	602	14	1	0
Overvotes	0			0	0	0	0	0
Undervotes	10			4	6	0	0	0
Contest Totals	882			259	608	14	1	0

### Proposition D – Prosper ISD

Vote For 1

	TOTAL	VOTE %		Election Day	Early Voting	Ballots By Mail	Provisional	Limited Ballot
FOR	515	58.99%	<div><div></div></div>	135	369	11	0	0
AGAINST	358	41.01%	<div><div></div></div>	119	235	3	1	0
Total Votes Cast	873	100.00%	<div><div></div></div>	254	604	14	1	0
Overvotes	0			0	0	0	0	0
Undervotes	9			5	4	0	0	0
Contest Totals	882			259	608	14	1	0

## PCT 240

### Proposition 1 – State of Texas

Vote For 1

	TOTAL	VOTE %		Election Day	Early Voting	Ballots By Mail	Provisional	Limited Ballot
For	793	84.90%	<div><div></div></div>	350	428	15	0	0
Against	141	15.10%	<div><div></div></div>	72	69	0	0	0
Total Votes Cast	934	100.00%	<div><div></div></div>	422	497	15	0	0
Overvotes	0			0	0	0	0	0
Undervotes	27			6	19	2	0	0
Contest Totals	961			428	516	17	0	0

### Proposition 2 – State of Texas

Vote For 1

	TOTAL	VOTE %		Election Day	Early Voting	Ballots By Mail	Provisional	Limited Ballot
For	582	64.59%	<div><div></div></div>	247	326	9	0	0
Against	319	35.41%	<div><div></div></div>	164	149	6	0	0
Total Votes Cast	901	100.00%	<div><div></div></div>	411	475	15	0	0
Overvotes	0			0	0	0	0	0
Undervotes	60			17	41	2	0	0
Contest Totals	961			428	516	17	0	0

### Proposition 3 – State of Texas

Vote For 1

	TOTAL	VOTE %		Election Day	Early Voting	Ballots By Mail	Provisional	Limited Ballot
For	722	79.43%	<div><div></div></div>	320	390	12	0	0
Against	187	20.57%	<div><div></div></div>	93	91	3	0	0
Total Votes Cast	909	100.00%	<div><div></div></div>	413	481	15	0	0
Overvotes	0			0	0	0	0	0
Undervotes	52			15	35	2	0	0
Contest Totals	961			428	516	17	0	0

### Proposition 4 – State of Texas

Vote For 1

	TOTAL	VOTE %		Election Day	Early Voting	Ballots By Mail	Provisional	Limited Ballot
For	807	88.10%	<div><div></div></div>	366	425	16	0	0
Against	109	11.90%	<div><div></div></div>	56	52	1	0	0
Total Votes Cast	916	100.00%	<div><div></div></div>	422	477	17	0	0
Overvotes	0			0	0	0	0	0
Undervotes	45			6	39	0	0	0
Contest Totals	961			428	516	17	0	0



## PCT 240

### Proposition 5 – State of Texas

Vote For 1

	TOTAL	VOTE %		Election Day	Early Voting	Ballots By Mail	Provisional	Limited Ballot
For	594	65.49%	<div><div></div></div>	253	330	11	0	0
Against	313	34.51%	<div><div></div></div>	160	149	4	0	0
Total Votes Cast	907	100.00%	<div><div></div></div>	413	479	15	0	0
Overvotes	0			0	0	0	0	0
Undervotes	54			15	37	2	0	0
Contest Totals	961			428	516	17	0	0

### Proposition 6 – State of Texas

Vote For 1

	TOTAL	VOTE %		Election Day	Early Voting	Ballots By Mail	Provisional	Limited Ballot
For	714	78.20%	<div><div></div></div>	307	396	11	0	0
Against	199	21.80%	<div><div></div></div>	103	92	4	0	0
Total Votes Cast	913	100.00%	<div><div></div></div>	410	488	15	0	0
Overvotes	0			0	0	0	0	0
Undervotes	48			18	28	2	0	0
Contest Totals	961			428	516	17	0	0

### Proposition 7 – State of Texas

Vote For 1

	TOTAL	VOTE %		Election Day	Early Voting	Ballots By Mail	Provisional	Limited Ballot
For	670	72.83%	<div><div></div></div>	291	368	11	0	0
Against	250	27.17%	<div><div></div></div>	122	122	6	0	0
Total Votes Cast	920	100.00%	<div><div></div></div>	413	490	17	0	0
Overvotes	0			0	0	0	0	0
Undervotes	41			15	26	0	0	0
Contest Totals	961			428	516	17	0	0

### Proposition 8 – State of Texas

Vote For 1

	TOTAL	VOTE %		Election Day	Early Voting	Ballots By Mail	Provisional	Limited Ballot
For	648	70.59%	<div><div></div></div>	268	369	11	0	0
Against	270	29.41%	<div><div></div></div>	145	119	6	0	0
Total Votes Cast	918	100.00%	<div><div></div></div>	413	488	17	0	0
Overvotes	0			0	0	0	0	0
Undervotes	43			15	28	0	0	0
Contest Totals	961			428	516	17	0	0

## PCT 240

### Proposition 9 – State of Texas

Vote For 1

	TOTAL	VOTE %		Election Day	Early Voting	Ballots By Mail	Provisional	Limited Ballot
For	761	82.09%	<div><div></div></div>	320	428	13	0	0
Against	166	17.91%	<div><div></div></div>	93	69	4	0	0
Total Votes Cast	927	100.00%	<div><div></div></div>	413	497	17	0	0
Overvotes	0			0	0	0	0	0
Undervotes	34			15	19	0	0	0
Contest Totals	961			428	516	17	0	0

### Proposition 10 – State of Texas

Vote For 1

	TOTAL	VOTE %		Election Day	Early Voting	Ballots By Mail	Provisional	Limited Ballot
For	503	56.71%	<div><div></div></div>	209	285	9	0	0
Against	384	43.29%	<div><div></div></div>	197	179	8	0	0
Total Votes Cast	887	100.00%	<div><div></div></div>	406	464	17	0	0
Overvotes	0			0	0	0	0	0
Undervotes	74			22	52	0	0	0
Contest Totals	961			428	516	17	0	0

### Proposition 11 – State of Texas

Vote For 1

	TOTAL	VOTE %		Election Day	Early Voting	Ballots By Mail	Provisional	Limited Ballot
For	533	62.93%	<div><div></div></div>	229	293	11	0	0
Against	314	37.07%	<div><div></div></div>	163	146	5	0	0
Total Votes Cast	847	100.00%	<div><div></div></div>	392	439	16	0	0
Overvotes	0			0	0	0	0	0
Undervotes	114			36	77	1	0	0
Contest Totals	961			428	516	17	0	0

### Proposition 12 – State of Texas




Vote For 1

	TOTAL	VOTE %		Election Day	Early Voting	Ballots By Mail	Provisional	Limited Ballot
For	461	58.58%	<div><div></div></div>	207	240	14	0	0
Against	326	41.42%	<div><div></div></div>	165	160	1	0	0
Total Votes Cast	787	100.00%	<div><div></div></div>	372	400	15	0	0
Overvotes	0			0	0	0	0	0
Undervotes	174			56	116	2	0	0
Contest Totals	961			428	516	17	0	0

## PCT 240




### Proposition 13 – State of Texas

Vote For 1

	TOTAL	VOTE %		Election Day	Early Voting	Ballots By Mail	Provisional	Limited Ballot
For	344	38.44%		138	202	4	0	0
Against	551	61.56%		270	269	12	0	0
Total Votes Cast	895	100.00%		408	471	16	0	0
Overvotes	0			0	0	0	0	0
Undervotes	66			20	45	1	0	0
Contest Totals	961			428	516	17	0	0




### Proposition 14 – State of Texas

Vote For 1

	TOTAL	VOTE %		Election Day	Early Voting	Ballots By Mail	Provisional	Limited Ballot
For	697	76.68%		299	388	10	0	0
Against	212	23.32%		111	96	5	0	0
Total Votes Cast	909	100.00%		410	484	15	0	0
Overvotes	0			0	0	0	0	0
Undervotes	52			18	32	2	0	0
Contest Totals	961			428	516	17	0	0




### Proposition A – Collin County

Vote For 1

	TOTAL	VOTE %		Election Day	Early Voting	Ballots By Mail	Provisional	Limited Ballot
For	488	53.74%		192	287	9	0	0
Against	420	46.26%		217	195	8	0	0
Total Votes Cast	908	100.00%		409	482	17	0	0
Overvotes	0			0	0	0	0	0
Undervotes	53			19	34	0	0	0
Contest Totals	961			428	516	17	0	0

### Proposition B – Collin County

Vote For 1

	TOTAL	VOTE %		Election Day	Early Voting	Ballots By Mail	Provisional	Limited Ballot
For	580	63.11%		234	335	11	0	0
Against	339	36.89%		177	156	6	0	0
Total Votes Cast	919	100.00%		411	491	17	0	0
Overvotes	0			0	0	0	0	0
Undervotes	42			17	25	0	0	0
Contest Totals	961			428	516	17	0	0

## PCT 240

### Proposition C – Collin County

Vote For 1

	TOTAL	VOTE %		Election Day	Early Voting	Ballots By Mail	Provisional	Limited Ballot
For	509	56.62%	<div><div></div></div>	194	304	11	0	0
Against	390	43.38%	<div><div></div></div>	209	175	6	0	0
Total Votes Cast	899	100.00%	<div><div></div></div>	403	479	17	0	0
Overvotes	0			0	0	0	0	0
Undervotes	62			25	37	0	0	0
Contest Totals	961			428	516	17	0	0

### Proposition D – Collin County

Vote For 1

	TOTAL	VOTE %		Election Day	Early Voting	Ballots By Mail	Provisional	Limited Ballot
For	610	66.89%	<div><div></div></div>	243	357	10	0	0
Against	302	33.11%	<div><div></div></div>	165	132	5	0	0
Total Votes Cast	912	100.00%	<div><div></div></div>	408	489	15	0	0
Overvotes	0			0	0	0	0	0
Undervotes	49			20	27	2	0	0
Contest Totals	961			428	516	17	0	0

### Proposition E – Collin County

Vote For 1

	TOTAL	VOTE %		Election Day	Early Voting	Ballots By Mail	Provisional	Limited Ballot
For	724	78.44%	<div><div></div></div>	306	405	13	0	0
Against	199	21.56%	<div><div></div></div>	108	87	4	0	0
Total Votes Cast	923	100.00%	<div><div></div></div>	414	492	17	0	0
Overvotes	0			0	0	0	0	0
Undervotes	38			14	24	0	0	0
Contest Totals	961			428	516	17	0	0

### Proposition A – Prosper ISD

Vote For 1

	TOTAL	VOTE %		Election Day	Early Voting	Ballots By Mail	Provisional	Limited Ballot
FOR	378	67.02%	<div><div></div></div>	108	268	2	0	0
AGAINST	186	32.98%	<div><div></div></div>	95	87	4	0	0
Total Votes Cast	564	100.00%	<div><div></div></div>	203	355	6	0	0
Overvotes	0			0	0	0	0	0
Undervotes	3			1	2	0	0	0
Contest Totals	567			204	357	6	0	0

## PCT 240

### Proposition B – Prosper ISD

Vote For 1

	TOTAL	VOTE %		Election Day	Early Voting	Ballots By Mail	Provisional	Limited Ballot
FOR	380	67.74%	<div><div></div></div>	110	268	2	0	0
AGAINST	181	32.26%	<div><div></div></div>	92	85	4	0	0
Total Votes Cast	561	100.00%	<div><div></div></div>	202	353	6	0	0
Overvotes	0			0	0	0	0	0
Undervotes	6			2	4	0	0	0
Contest Totals	567			204	357	6	0	0

### Proposition C – Prosper ISD

Vote For 1

	TOTAL	VOTE %		Election Day	Early Voting	Ballots By Mail	Provisional	Limited Ballot
FOR	264	46.98%	<div><div></div></div>	61	201	2	0	0
AGAINST	298	53.02%	<div><div></div></div>	140	154	4	0	0
Total Votes Cast	562	100.00%	<div><div></div></div>	201	355	6	0	0
Overvotes	0			0	0	0	0	0
Undervotes	5			3	2	0	0	0
Contest Totals	567			204	357	6	0	0

### Proposition D – Prosper ISD

Vote For 1

	TOTAL	VOTE %		Election Day	Early Voting	Ballots By Mail	Provisional	Limited Ballot
FOR	336	60.00%	<div><div></div></div>	94	238	4	0	0
AGAINST	224	40.00%	<div><div></div></div>	108	114	2	0	0
Total Votes Cast	560	100.00%	<div><div></div></div>	202	352	6	0	0
Overvotes	0			0	0	0	0	0
Undervotes	7			2	5	0	0	0
Contest Totals	567			204	357	6	0	0

## PCT 241

### Proposition 1 – State of Texas

Vote For 1

	TOTAL	VOTE %		Election Day	Early Voting	Ballots By Mail	Provision al	Limited Ballot
For	191	74.61%	<div><div></div></div>	105	84	2	0	0
Against	65	25.39%	<div><div></div></div>	34	30	1	0	0
Total Votes Cast	256	100.00%	<div><div></div></div>	139	114	3	0	0
Overvotes	0			0	0	0	0	0
Undervotes	21			10	11	0	0	0
Contest Totals	277			149	125	3	0	0

### Proposition 2 – State of Texas

Vote For 1

	TOTAL	VOTE %		Election Day	Early Voting	Ballots By Mail	Provision al	Limited Ballot
For	174	69.05%	<div><div></div></div>	90	84	0	0	0
Against	78	30.95%	<div><div></div></div>	45	31	2	0	0
Total Votes Cast	252	100.00%	<div><div></div></div>	135	115	2	0	0
Overvotes	0			0	0	0	0	0
Undervotes	25			14	10	1	0	0
Contest Totals	277			149	125	3	0	0

### Proposition 3 – State of Texas

Vote For 1

	TOTAL	VOTE %		Election Day	Early Voting	Ballots By Mail	Provision al	Limited Ballot
For	168	66.40%	<div><div></div></div>	92	74	2	0	0
Against	85	33.60%	<div><div></div></div>	43	41	1	0	0
Total Votes Cast	253	100.00%	<div><div></div></div>	135	115	3	0	0
Overvotes	0			0	0	0	0	0
Undervotes	24			14	10	0	0	0
Contest Totals	277			149	125	3	0	0

### Proposition 4 – State of Texas

Vote For 1

	TOTAL	VOTE %		Election Day	Early Voting	Ballots By Mail	Provision al	Limited Ballot
For	227	86.64%	<div><div></div></div>	124	100	3	0	0
Against	35	13.36%	<div><div></div></div>	16	19	0	0	0
Total Votes Cast	262	100.00%	<div><div></div></div>	140	119	3	0	0
Overvotes	0			0	0	0	0	0
Undervotes	15			9	6	0	0	0
Contest Totals	277			149	125	3	0	0

## PCT 241

### Proposition 5 – State of Texas

Vote For 1

	TOTAL	VOTE %		Election Day	Early Voting	Ballots By Mail	Provisional	Limited Ballot
For	176	67.69%	<div><div></div></div>	99	75	2	0	0
Against	84	32.31%	<div><div></div></div>	39	44	1	0	0
Total Votes Cast	260	100.00%	<div><div></div></div>	138	119	3	0	0
Overvotes	0			0	0	0	0	0
Undervotes	17			11	6	0	0	0
Contest Totals	277			149	125	3	0	0

### Proposition 6 – State of Texas

Vote For 1

	TOTAL	VOTE %		Election Day	Early Voting	Ballots By Mail	Provisional	Limited Ballot
For	211	81.15%	<div><div></div></div>	115	94	2	0	0
Against	49	18.85%	<div><div></div></div>	23	25	1	0	0
Total Votes Cast	260	100.00%	<div><div></div></div>	138	119	3	0	0
Overvotes	0			0	0	0	0	0
Undervotes	17			11	6	0	0	0
Contest Totals	277			149	125	3	0	0

### Proposition 7 – State of Texas

Vote For 1

	TOTAL	VOTE %		Election Day	Early Voting	Ballots By Mail	Provisional	Limited Ballot
For	164	63.32%	<div><div></div></div>	91	71	2	0	0
Against	95	36.68%	<div><div></div></div>	49	45	1	0	0
Total Votes Cast	259	100.00%	<div><div></div></div>	140	116	3	0	0
Overvotes	0			0	0	0	0	0
Undervotes	18			9	9	0	0	0
Contest Totals	277			149	125	3	0	0

### Proposition 8 – State of Texas

Vote For 1

	TOTAL	VOTE %		Election Day	Early Voting	Ballots By Mail	Provisional	Limited Ballot
For	180	70.31%	<div><div></div></div>	96	82	2	0	0
Against	76	29.69%	<div><div></div></div>	39	36	1	0	0
Total Votes Cast	256	100.00%	<div><div></div></div>	135	118	3	0	0
Overvotes	0			0	0	0	0	0
Undervotes	21			14	7	0	0	0
Contest Totals	277			149	125	3	0	0

## PCT 241

### Proposition 9 – State of Texas

Vote For 1

	TOTAL	VOTE %		Election Day	Early Voting	Ballots By Mail	Provisional	Limited Ballot
For	219	82.95%	<div><div></div></div>	118	100	1	0	0
Against	45	17.05%	<div><div></div></div>	24	19	2	0	0
Total Votes Cast	264	100.00%	<div><div></div></div>	142	119	3	0	0
Overvotes	0			0	0	0	0	0
Undervotes	13			7	6	0	0	0
Contest Totals	277			149	125	3	0	0

### Proposition 10 – State of Texas

Vote For 1

	TOTAL	VOTE %		Election Day	Early Voting	Ballots By Mail	Provisional	Limited Ballot
For	122	47.84%	<div><div></div></div>	64	57	1	0	0
Against	133	52.16%	<div><div></div></div>	71	60	2	0	0
Total Votes Cast	255	100.00%	<div><div></div></div>	135	117	3	0	0
Overvotes	0			0	0	0	0	0
Undervotes	22			14	8	0	0	0
Contest Totals	277			149	125	3	0	0

### Proposition 11 – State of Texas

Vote For 1

	TOTAL	VOTE %		Election Day	Early Voting	Ballots By Mail	Provisional	Limited Ballot
For	157	64.61%	<div><div></div></div>	76	80	1	0	0
Against	86	35.39%	<div><div></div></div>	50	34	2	0	0
Total Votes Cast	243	100.00%	<div><div></div></div>	126	114	3	0	0
Overvotes	0			0	0	0	0	0
Undervotes	34			23	11	0	0	0
Contest Totals	277			149	125	3	0	0

### Proposition 12 – State of Texas

Vote For 1

	TOTAL	VOTE %		Election Day	Early Voting	Ballots By Mail	Provisional	Limited Ballot
For	132	58.93%	<div><div></div></div>	67	63	2	0	0
Against	92	41.07%	<div><div></div></div>	47	44	1	0	0
Total Votes Cast	224	100.00%	<div><div></div></div>	114	107	3	0	0
Overvotes	0			0	0	0	0	0
Undervotes	53			35	18	0	0	0
Contest Totals	277			149	125	3	0	0



## PCT 241

### Proposition 13 – State of Texas

Vote For 1

	TOTAL	VOTE %		Election Day	Early Voting	Ballots By Mail	Provisional	Limited Ballot
For	89	35.18%	<div><div></div></div>	41	46	2	0	0
Against	164	64.82%	<div><div></div></div>	95	68	1	0	0
Total Votes Cast	253	100.00%	<div><div></div></div>	136	114	3	0	0
Overvotes	0			0	0	0	0	0
Undervotes	24			13	11	0	0	0
Contest Totals	277			149	125	3	0	0

### Proposition 14 – State of Texas

Vote For 1

	TOTAL	VOTE %		Election Day	Early Voting	Ballots By Mail	Provisional	Limited Ballot
For	191	75.20%	<div><div></div></div>	102	88	1	0	0
Against	63	24.80%	<div><div></div></div>	33	28	2	0	0
Total Votes Cast	254	100.00%	<div><div></div></div>	135	116	3	0	0
Overvotes	0			0	0	0	0	0
Undervotes	23			14	9	0	0	0
Contest Totals	277			149	125	3	0	0

### Proposition A – Collin County

Vote For 1

	TOTAL	VOTE %		Election Day	Early Voting	Ballots By Mail	Provisional	Limited Ballot
For	129	51.60%	<div><div></div></div>	73	55	1	0	0
Against	121	48.40%	<div><div></div></div>	63	56	2	0	0
Total Votes Cast	250	100.00%	<div><div></div></div>	136	111	3	0	0
Overvotes	0			0	0	0	0	0
Undervotes	27			13	14	0	0	0
Contest Totals	277			149	125	3	0	0

### Proposition B – Collin County

Vote For 1

	TOTAL	VOTE %		Election Day	Early Voting	Ballots By Mail	Provisional	Limited Ballot
For	159	62.35%	<div><div></div></div>	85	73	1	0	0
Against	96	37.65%	<div><div></div></div>	54	40	2	0	0
Total Votes Cast	255	100.00%	<div><div></div></div>	139	113	3	0	0
Overvotes	0			0	0	0	0	0
Undervotes	22			10	12	0	0	0
Contest Totals	277			149	125	3	0	0

## PCT 241

### Proposition C – Collin County

Vote For 1

	TOTAL	VOTE %		Election Day	Early Voting	Ballots By Mail	Provisional	Limited Ballot
For	144	57.37%	<div><div></div><div></div></div>	78	64	2	0	0
Against	107	42.63%	<div><div></div><div></div></div>	57	49	1	0	0
Total Votes Cast	251	100.00%	<div><div></div><div></div></div>	135	113	3	0	0
Overvotes	0			0	0	0	0	0
Undervotes	26			14	12	0	0	0
Contest Totals	277			149	125	3	0	0

### Proposition D – Collin County

Vote For 1

	TOTAL	VOTE %		Election Day	Early Voting	Ballots By Mail	Provisional	Limited Ballot
For	167	65.75%	<div><div></div><div></div></div>	93	72	2	0	0
Against	87	34.25%	<div><div></div><div></div></div>	42	44	1	0	0
Total Votes Cast	254	100.00%	<div><div></div><div></div></div>	135	116	3	0	0
Overvotes	0			0	0	0	0	0
Undervotes	23			14	9	0	0	0
Contest Totals	277			149	125	3	0	0

### Proposition E – Collin County

Vote For 1

	TOTAL	VOTE %		Election Day	Early Voting	Ballots By Mail	Provisional	Limited Ballot
For	197	75.77%	<div><div></div><div></div></div>	109	86	2	0	0
Against	63	24.23%	<div><div></div><div></div></div>	30	32	1	0	0
Total Votes Cast	260	100.00%	<div><div></div><div></div></div>	139	118	3	0	0
Overvotes	0			0	0	0	0	0
Undervotes	17			10	7	0	0	0
Contest Totals	277			149	125	3	0	0

### City Council, Place 2 – City of Murphy

Vote For 1

	TOTAL	VOTE %		Election Day	Early Voting	Ballots By Mail	Provisional	Limited Ballot
Chi Egwuekwe	98	39.52%	<div><div></div><div></div></div>	53	44	1	0	0
W. Scott Smith	150	60.48%	<div><div></div><div></div></div>	78	70	2	0	0
Total Votes Cast	248	100.00%	<div><div></div><div></div></div>	131	114	3	0	0
Overvotes	0			0	0	0	0	0
Undervotes	29			18	11	0	0	0
Contest Totals	277			149	125	3	0	0

## PCT 242

### Proposition 1 – State of Texas

Vote For 1

	TOTAL	VOTE %		Election Day	Early Voting	Ballots By Mail	Provision al	Limited Ballot
For	339	77.22%	<div><div></div></div>	140	184	14	1	0
Against	100	22.78%	<div><div></div></div>	42	51	7	0	0
Total Votes Cast	439	100.00%	<div><div></div></div>	182	235	21	1	0
Overvotes	0			0	0	0	0	0
Undervotes	8			2	5	1	0	0
Contest Totals	447			184	240	22	1	0

### Proposition 2 – State of Texas

Vote For 1

	TOTAL	VOTE %		Election Day	Early Voting	Ballots By Mail	Provision al	Limited Ballot
For	290	66.82%	<div><div></div></div>	131	142	16	1	0
Against	144	33.18%	<div><div></div></div>	51	88	5	0	0
Total Votes Cast	434	100.00%	<div><div></div></div>	182	230	21	1	0
Overvotes	0			0	0	0	0	0
Undervotes	13			2	10	1	0	0
Contest Totals	447			184	240	22	1	0

### Proposition 3 – State of Texas

Vote For 1

	TOTAL	VOTE %		Election Day	Early Voting	Ballots By Mail	Provision al	Limited Ballot
For	319	72.83%	<div><div></div></div>	139	165	14	1	0
Against	119	27.17%	<div><div></div></div>	42	69	8	0	0
Total Votes Cast	438	100.00%	<div><div></div></div>	181	234	22	1	0
Overvotes	0			0	0	0	0	0
Undervotes	9			3	6	0	0	0
Contest Totals	447			184	240	22	1	0

### Proposition 4 – State of Texas

Vote For 1

	TOTAL	VOTE %		Election Day	Early Voting	Ballots By Mail	Provision al	Limited Ballot
For	389	89.63%	<div><div></div></div>	158	211	19	1	0
Against	45	10.37%	<div><div></div></div>	21	24	0	0	0
Total Votes Cast	434	100.00%	<div><div></div></div>	179	235	19	1	0
Overvotes	0			0	0	0	0	0
Undervotes	13			5	5	3	0	0
Contest Totals	447			184	240	22	1	0

## PCT 242

### Proposition 5 – State of Texas

Vote For 1

	TOTAL	VOTE %		Election Day	Early Voting	Ballots By Mail	Provisional	Limited Ballot
For	299	68.26%	<div><div></div></div>	131	149	18	1	0
Against	139	31.74%	<div><div></div></div>	50	85	4	0	0
Total Votes Cast	438	100.00%	<div><div></div></div>	181	234	22	1	0
Overvotes	0			0	0	0	0	0
Undervotes	9			3	6	0	0	0
Contest Totals	447			184	240	22	1	0

### Proposition 6 – State of Texas

Vote For 1

	TOTAL	VOTE %		Election Day	Early Voting	Ballots By Mail	Provisional	Limited Ballot
For	352	80.37%	<div><div></div></div>	145	187	19	1	0
Against	86	19.63%	<div><div></div></div>	35	50	1	0	0
Total Votes Cast	438	100.00%	<div><div></div></div>	180	237	20	1	0
Overvotes	0			0	0	0	0	0
Undervotes	9			4	3	2	0	0
Contest Totals	447			184	240	22	1	0

### Proposition 7 – State of Texas

Vote For 1

	TOTAL	VOTE %		Election Day	Early Voting	Ballots By Mail	Provisional	Limited Ballot
For	309	70.23%	<div><div></div></div>	129	162	17	1	0
Against	131	29.77%	<div><div></div></div>	53	74	4	0	0
Total Votes Cast	440	100.00%	<div><div></div></div>	182	236	21	1	0
Overvotes	0			0	0	0	0	0
Undervotes	7			2	4	1	0	0
Contest Totals	447			184	240	22	1	0

### Proposition 8 – State of Texas

Vote For 1

	TOTAL	VOTE %		Election Day	Early Voting	Ballots By Mail	Provisional	Limited Ballot
For	320	73.73%	<div><div></div></div>	134	169	16	1	0
Against	114	26.27%	<div><div></div></div>	46	64	4	0	0
Total Votes Cast	434	100.00%	<div><div></div></div>	180	233	20	1	0
Overvotes	0			0	0	0	0	0
Undervotes	13			4	7	2	0	0
Contest Totals	447			184	240	22	1	0

## PCT 242

### Proposition 9 – State of Texas

Vote For 1

	TOTAL	VOTE %		Election Day	Early Voting	Ballots By Mail	Provisional	Limited Ballot
For	349	80.05%	<div><div></div></div>	146	181	21	1	0
Against	87	19.95%	<div><div></div></div>	35	52	0	0	0
Total Votes Cast	436	100.00%	<div><div></div></div>	181	233	21	1	0
Overvotes	0			0	0	0	0	0
Undervotes	11			3	7	1	0	0
Contest Totals	447			184	240	22	1	0

### Proposition 10 – State of Texas

Vote For 1

	TOTAL	VOTE %		Election Day	Early Voting	Ballots By Mail	Provisional	Limited Ballot
For	248	57.81%	<div><div></div></div>	107	124	17	0	0
Against	181	42.19%	<div><div></div></div>	71	105	4	1	0
Total Votes Cast	429	100.00%	<div><div></div></div>	178	229	21	1	0
Overvotes	0			0	0	0	0	0
Undervotes	18			6	11	1	0	0
Contest Totals	447			184	240	22	1	0

### Proposition 11 – State of Texas

Vote For 1

	TOTAL	VOTE %		Election Day	Early Voting	Ballots By Mail	Provisional	Limited Ballot
For	296	71.33%	<div><div></div></div>	125	154	17	0	0
Against	119	28.67%	<div><div></div></div>	51	63	4	1	0
Total Votes Cast	415	100.00%	<div><div></div></div>	176	217	21	1	0
Overvotes	0			0	0	0	0	0
Undervotes	32			8	23	1	0	0
Contest Totals	447			184	240	22	1	0

### Proposition 12 – State of Texas

Vote For 1

	TOTAL	VOTE %		Election Day	Early Voting	Ballots By Mail	Provisional	Limited Ballot
For	250	62.66%	<div><div></div></div>	96	139	15	0	0
Against	149	37.34%	<div><div></div></div>	72	71	5	1	0
Total Votes Cast	399	100.00%	<div><div></div></div>	168	210	20	1	0
Overvotes	0			0	0	0	0	0
Undervotes	48			16	30	2	0	0
Contest Totals	447			184	240	22	1	0

## PCT 242

### Proposition 13 – State of Texas

Vote For 1

	TOTAL	VOTE %		Election Day	Early Voting	Ballots By Mail	Provisional	Limited Ballot
For	168	39.25%	<div><div></div></div>	75	79	14	0	0
Against	260	60.75%	<div><div></div></div>	106	147	6	1	0
Total Votes Cast	428	100.00%	<div><div></div></div>	181	226	20	1	0
Overvotes	0			0	0	0	0	0
Undervotes	19			3	14	2	0	0
Contest Totals	447			184	240	22	1	0

### Proposition 14 – State of Texas

Vote For 1

	TOTAL	VOTE %		Election Day	Early Voting	Ballots By Mail	Provisional	Limited Ballot
For	327	75.52%	<div><div></div></div>	145	162	19	1	0
Against	106	24.48%	<div><div></div></div>	35	69	2	0	0
Total Votes Cast	433	100.00%	<div><div></div></div>	180	231	21	1	0
Overvotes	0			0	0	0	0	0
Undervotes	14			4	9	1	0	0
Contest Totals	447			184	240	22	1	0

### Proposition A – Collin County

Vote For 1

	TOTAL	VOTE %		Election Day	Early Voting	Ballots By Mail	Provisional	Limited Ballot
For	247	57.31%	<div><div></div></div>	110	125	12	0	0
Against	184	42.69%	<div><div></div></div>	73	101	9	1	0
Total Votes Cast	431	100.00%	<div><div></div></div>	183	226	21	1	0
Overvotes	0			0	0	0	0	0
Undervotes	16			1	14	1	0	0
Contest Totals	447			184	240	22	1	0

### Proposition B – Collin County

Vote For 1

	TOTAL	VOTE %		Election Day	Early Voting	Ballots By Mail	Provisional	Limited Ballot
For	297	67.81%	<div><div></div></div>	119	162	15	1	0
Against	141	32.19%	<div><div></div></div>	64	71	6	0	0
Total Votes Cast	438	100.00%	<div><div></div></div>	183	233	21	1	0
Overvotes	0			0	0	0	0	0
Undervotes	9			1	7	1	0	0
Contest Totals	447			184	240	22	1	0

## PCT 242

### Proposition C – Collin County

Vote For 1

	TOTAL	VOTE %		Election Day	Early Voting	Ballots By Mail	Provisional	Limited Ballot
For	249	58.31%	<div><div></div></div>	113	127	9	0	0
Against	178	41.69%	<div><div></div></div>	67	99	11	1	0
Total Votes Cast	427	100.00%	<div><div></div></div>	180	226	20	1	0
Overvotes	0			0	0	0	0	0
Undervotes	20			4	14	2	0	0
Contest Totals	447			184	240	22	1	0

### Proposition D – Collin County

Vote For 1

	TOTAL	VOTE %		Election Day	Early Voting	Ballots By Mail	Provisional	Limited Ballot
For	285	66.43%	<div><div></div></div>	117	149	19	0	0
Against	144	33.57%	<div><div></div></div>	64	78	1	1	0
Total Votes Cast	429	100.00%	<div><div></div></div>	181	227	20	1	0
Overvotes	0			0	0	0	0	0
Undervotes	18			3	13	2	0	0
Contest Totals	447			184	240	22	1	0

### Proposition E – Collin County

Vote For 1

	TOTAL	VOTE %		Election Day	Early Voting	Ballots By Mail	Provisional	Limited Ballot
For	337	77.12%	<div><div></div></div>	140	178	18	1	0
Against	100	22.88%	<div><div></div></div>	44	53	3	0	0
Total Votes Cast	437	100.00%	<div><div></div></div>	184	231	21	1	0
Overvotes	0			0	0	0	0	0
Undervotes	10			0	9	1	0	0
Contest Totals	447			184	240	22	1	0

## PCT 243

### Proposition 1 – State of Texas

Vote For 1

	TOTAL	VOTE %		Election Day	Early Voting	Ballots By Mail	Provisional	Limited Ballot
For	192	74.71%	<div><div></div></div>	100	89	3	0	0
Against	65	25.29%	<div><div></div></div>	44	21	0	0	0
Total Votes Cast	257	100.00%	<div><div></div></div>	144	110	3	0	0
Overvotes	0			0	0	0	0	0
Undervotes	3			1	2	0	0	0
Contest Totals	260			145	112	3	0	0

### Proposition 2 – State of Texas

Vote For 1

	TOTAL	VOTE %		Election Day	Early Voting	Ballots By Mail	Provisional	Limited Ballot
For	131	52.40%	<div><div></div></div>	65	64	2	0	0
Against	119	47.60%	<div><div></div></div>	75	43	1	0	0
Total Votes Cast	250	100.00%	<div><div></div></div>	140	107	3	0	0
Overvotes	0			0	0	0	0	0
Undervotes	10			5	5	0	0	0
Contest Totals	260			145	112	3	0	0

### Proposition 3 – State of Texas

Vote For 1

	TOTAL	VOTE %		Election Day	Early Voting	Ballots By Mail	Provisional	Limited Ballot
For	199	78.04%	<div><div></div></div>	104	92	3	0	0
Against	56	21.96%	<div><div></div></div>	38	18	0	0	0
Total Votes Cast	255	100.00%	<div><div></div></div>	142	110	3	0	0
Overvotes	0			0	0	0	0	0
Undervotes	5			3	2	0	0	0
Contest Totals	260			145	112	3	0	0

### Proposition 4 – State of Texas

Vote For 1

	TOTAL	VOTE %		Election Day	Early Voting	Ballots By Mail	Provisional	Limited Ballot
For	231	90.23%	<div><div></div></div>	127	102	2	0	0
Against	25	9.77%	<div><div></div></div>	15	9	1	0	0
Total Votes Cast	256	100.00%	<div><div></div></div>	142	111	3	0	0
Overvotes	0			0	0	0	0	0
Undervotes	4			3	1	0	0	0
Contest Totals	260			145	112	3	0	0



## PCT 243

### Proposition 5 – State of Texas

Vote For 1

	TOTAL	VOTE %		Election Day	Early Voting	Ballots By Mail	Provisional	Limited Ballot
For	137	54.37%	<div><div></div></div>	84	51	2	0	0
Against	115	45.63%	<div><div></div></div>	57	57	1	0	0
Total Votes Cast	252	100.00%	<div><div></div></div>	141	108	3	0	0
Overvotes	0			0	0	0	0	0
Undervotes	8			4	4	0	0	0
Contest Totals	260			145	112	3	0	0

### Proposition 6 – State of Texas

Vote For 1

	TOTAL	VOTE %		Election Day	Early Voting	Ballots By Mail	Provisional	Limited Ballot
For	172	68.53%	<div><div></div></div>	99	71	2	0	0
Against	79	31.47%	<div><div></div></div>	43	36	0	0	0
Total Votes Cast	251	100.00%	<div><div></div></div>	142	107	2	0	0
Overvotes	0			0	0	0	0	0
Undervotes	9			3	5	1	0	0
Contest Totals	260			145	112	3	0	0

### Proposition 7 – State of Texas

Vote For 1

	TOTAL	VOTE %		Election Day	Early Voting	Ballots By Mail	Provisional	Limited Ballot
For	154	61.85%	<div><div></div></div>	86	67	1	0	0
Against	95	38.15%	<div><div></div></div>	54	39	2	0	0
Total Votes Cast	249	100.00%	<div><div></div></div>	140	106	3	0	0
Overvotes	0			0	0	0	0	0
Undervotes	11			5	6	0	0	0
Contest Totals	260			145	112	3	0	0

### Proposition 8 – State of Texas

Vote For 1

	TOTAL	VOTE %		Election Day	Early Voting	Ballots By Mail	Provisional	Limited Ballot
For	140	55.56%	<div><div></div></div>	79	60	1	0	0
Against	112	44.44%	<div><div></div></div>	63	47	2	0	0
Total Votes Cast	252	100.00%	<div><div></div></div>	142	107	3	0	0
Overvotes	0			0	0	0	0	0
Undervotes	8			3	5	0	0	0
Contest Totals	260			145	112	3	0	0

## PCT 243

### Proposition 9 – State of Texas

Vote For 1

	TOTAL	VOTE %		Election Day	Early Voting	Ballots By Mail	Provisional	Limited Ballot
For	168	66.14%	<div><div></div></div>	100	65	3	0	0
Against	86	33.86%	<div><div></div></div>	43	43	0	0	0
Total Votes Cast	254	100.00%	<div><div></div></div>	143	108	3	0	0
Overvotes	0			0	0	0	0	0
Undervotes	6			2	4	0	0	0
Contest Totals	260			145	112	3	0	0

### Proposition 10 – State of Texas

Vote For 1

	TOTAL	VOTE %		Election Day	Early Voting	Ballots By Mail	Provisional	Limited Ballot
For	96	38.87%	<div><div></div></div>	48	48	0	0	0
Against	151	61.13%	<div><div></div></div>	91	58	2	0	0
Total Votes Cast	247	100.00%	<div><div></div></div>	139	106	2	0	0
Overvotes	0			0	0	0	0	0
Undervotes	13			6	6	1	0	0
Contest Totals	260			145	112	3	0	0

### Proposition 11 – State of Texas

Vote For 1

	TOTAL	VOTE %		Election Day	Early Voting	Ballots By Mail	Provisional	Limited Ballot
For	114	48.31%	<div><div></div></div>	65	47	2	0	0
Against	122	51.69%	<div><div></div></div>	70	52	0	0	0
Total Votes Cast	236	100.00%	<div><div></div></div>	135	99	2	0	0
Overvotes	0			0	0	0	0	0
Undervotes	24			10	13	1	0	0
Contest Totals	260			145	112	3	0	0

### Proposition 12 – State of Texas

Vote For 1

	TOTAL	VOTE %		Election Day	Early Voting	Ballots By Mail	Provisional	Limited Ballot
For	135	57.69%	<div><div></div></div>	69	65	1	0	0
Against	99	42.31%	<div><div></div></div>	62	36	1	0	0
Total Votes Cast	234	100.00%	<div><div></div></div>	131	101	2	0	0
Overvotes	0			0	0	0	0	0
Undervotes	26			14	11	1	0	0
Contest Totals	260			145	112	3	0	0

## PCT 243

### Proposition 13 – State of Texas

Vote For 1

	TOTAL	VOTE %		Election Day	Early Voting	Ballots By Mail	Provisional	Limited Ballot
For	84	33.87%	<div><div></div></div>	41	42	1	0	0
Against	164	66.13%	<div><div></div></div>	97	65	2	0	0
Total Votes Cast	248	100.00%	<div><div></div></div>	138	107	3	0	0
Overvotes	0			0	0	0	0	0
Undervotes	12			7	5	0	0	0
Contest Totals	260			145	112	3	0	0

### Proposition 14 – State of Texas

Vote For 1

	TOTAL	VOTE %		Election Day	Early Voting	Ballots By Mail	Provisional	Limited Ballot
For	158	63.45%	<div><div></div></div>	84	73	1	0	0
Against	91	36.55%	<div><div></div></div>	55	34	2	0	0
Total Votes Cast	249	100.00%	<div><div></div></div>	139	107	3	0	0
Overvotes	0			0	0	0	0	0
Undervotes	11			6	5	0	0	0
Contest Totals	260			145	112	3	0	0

### Proposition A – Collin County

Vote For 1

	TOTAL	VOTE %		Election Day	Early Voting	Ballots By Mail	Provisional	Limited Ballot
For	102	40.64%	<div><div></div></div>	63	38	1	0	0
Against	149	59.36%	<div><div></div></div>	78	69	2	0	0
Total Votes Cast	251	100.00%	<div><div></div></div>	141	107	3	0	0
Overvotes	0			0	0	0	0	0
Undervotes	9			4	5	0	0	0
Contest Totals	260			145	112	3	0	0

### Proposition B – Collin County

Vote For 1

	TOTAL	VOTE %		Election Day	Early Voting	Ballots By Mail	Provisional	Limited Ballot
For	127	50.40%	<div><div></div></div>	75	50	2	0	0
Against	125	49.60%	<div><div></div></div>	68	56	1	0	0
Total Votes Cast	252	100.00%	<div><div></div></div>	143	106	3	0	0
Overvotes	0			0	0	0	0	0
Undervotes	8			2	6	0	0	0
Contest Totals	260			145	112	3	0	0

## PCT 243

### Proposition C – Collin County

Vote For 1

	TOTAL	VOTE %		Election Day	Early Voting	Ballots By Mail	Provisional	Limited Ballot
For	103	41.20%	<div><div></div></div>	64	38	1	0	0
Against	147	58.80%	<div><div></div></div>	78	67	2	0	0
Total Votes Cast	250	100.00%	<div><div></div></div>	142	105	3	0	0
Overvotes	0			0	0	0	0	0
Undervotes	10			3	7	0	0	0
Contest Totals	260			145	112	3	0	0

### Proposition D – Collin County

Vote For 1

	TOTAL	VOTE %		Election Day	Early Voting	Ballots By Mail	Provisional	Limited Ballot
For	125	49.60%	<div><div></div></div>	79	46	0	0	0
Against	127	50.40%	<div><div></div></div>	64	60	3	0	0
Total Votes Cast	252	100.00%	<div><div></div></div>	143	106	3	0	0
Overvotes	0			0	0	0	0	0
Undervotes	8			2	6	0	0	0
Contest Totals	260			145	112	3	0	0

### Proposition E – Collin County

Vote For 1

	TOTAL	VOTE %		Election Day	Early Voting	Ballots By Mail	Provisional	Limited Ballot
For	170	67.19%	<div><div></div></div>	99	69	2	0	0
Against	83	32.81%	<div><div></div></div>	44	38	1	0	0
Total Votes Cast	253	100.00%	<div><div></div></div>	143	107	3	0	0
Overvotes	0			0	0	0	0	0
Undervotes	7			2	5	0	0	0
Contest Totals	260			145	112	3	0	0

### Proposition A – Wylie ISD

Vote For 1

	TOTAL	VOTE %		Election Day	Early Voting	Ballots By Mail	Provisional	Limited Ballot
FOR	1	25.00%	<div><div></div></div>	0	1	0	0	0
AGAINST	3	75.00%	<div><div></div></div>	3	0	0	0	0
Total Votes Cast	4	100.00%	<div><div></div></div>	3	1	0	0	0
Overvotes	0			0	0	0	0	0
Undervotes	1			1	0	0	0	0
Contest Totals	5			4	1	0	0	0

## PCT 244

### Proposition 1 – State of Texas

Vote For 1

	TOTAL	VOTE %		Election Day	Early Voting	Ballots By Mail	Provisional	Limited Ballot
For	240	62.99%	<div><div></div></div>	156	84	0	0	0
Against	141	37.01%	<div><div></div></div>	83	57	1	0	0
Total Votes Cast	381	100.00%	<div><div></div></div>	239	141	1	0	0
Overvotes	0			0	0	0	0	0
Undervotes	12			8	4	0	0	0
Contest Totals	393			247	145	1	0	0

### Proposition 2 – State of Texas

Vote For 1

	TOTAL	VOTE %		Election Day	Early Voting	Ballots By Mail	Provisional	Limited Ballot
For	237	63.54%	<div><div></div></div>	157	79	1	0	0
Against	136	36.46%	<div><div></div></div>	80	56	0	0	0
Total Votes Cast	373	100.00%	<div><div></div></div>	237	135	1	0	0
Overvotes	0			0	0	0	0	0
Undervotes	20			10	10	0	0	0
Contest Totals	393			247	145	1	0	0

### Proposition 3 – State of Texas

Vote For 1

	TOTAL	VOTE %		Election Day	Early Voting	Ballots By Mail	Provisional	Limited Ballot
For	244	64.38%	<div><div></div></div>	152	92	0	0	0
Against	135	35.62%	<div><div></div></div>	86	48	1	0	0
Total Votes Cast	379	100.00%	<div><div></div></div>	238	140	1	0	0
Overvotes	0			0	0	0	0	0
Undervotes	14			9	5	0	0	0
Contest Totals	393			247	145	1	0	0

### Proposition 4 – State of Texas

Vote For 1

	TOTAL	VOTE %		Election Day	Early Voting	Ballots By Mail	Provisional	Limited Ballot
For	299	79.31%	<div><div></div></div>	187	112	0	0	0
Against	78	20.69%	<div><div></div></div>	49	28	1	0	0
Total Votes Cast	377	100.00%	<div><div></div></div>	236	140	1	0	0
Overvotes	0			0	0	0	0	0
Undervotes	16			11	5	0	0	0
Contest Totals	393			247	145	1	0	0

## PCT 244

### Proposition 5 – State of Texas

Vote For 1

	TOTAL	VOTE %		Election Day	Early Voting	Ballots By Mail	Provisional	Limited Ballot
For	255	67.46%	<div><div></div></div>	164	90	1	0	0
Against	123	32.54%	<div><div></div></div>	75	48	0	0	0
Total Votes Cast	378	100.00%	<div><div></div></div>	239	138	1	0	0
Overvotes	0			0	0	0	0	0
Undervotes	15			8	7	0	0	0
Contest Totals	393			247	145	1	0	0

### Proposition 6 – State of Texas

Vote For 1

	TOTAL	VOTE %		Election Day	Early Voting	Ballots By Mail	Provisional	Limited Ballot
For	308	80.84%	<div><div></div></div>	196	111	1	0	0
Against	73	19.16%	<div><div></div></div>	44	29	0	0	0
Total Votes Cast	381	100.00%	<div><div></div></div>	240	140	1	0	0
Overvotes	0			0	0	0	0	0
Undervotes	12			7	5	0	0	0
Contest Totals	393			247	145	1	0	0

### Proposition 7 – State of Texas

Vote For 1

	TOTAL	VOTE %		Election Day	Early Voting	Ballots By Mail	Provisional	Limited Ballot
For	222	58.27%	<div><div></div></div>	143	78	1	0	0
Against	159	41.73%	<div><div></div></div>	98	61	0	0	0
Total Votes Cast	381	100.00%	<div><div></div></div>	241	139	1	0	0
Overvotes	0			0	0	0	0	0
Undervotes	12			6	6	0	0	0
Contest Totals	393			247	145	1	0	0

### Proposition 8 – State of Texas

Vote For 1

	TOTAL	VOTE %		Election Day	Early Voting	Ballots By Mail	Provisional	Limited Ballot
For	290	76.32%	<div><div></div></div>	189	100	1	0	0
Against	90	23.68%	<div><div></div></div>	53	37	0	0	0
Total Votes Cast	380	100.00%	<div><div></div></div>	242	137	1	0	0
Overvotes	0			0	0	0	0	0
Undervotes	13			5	8	0	0	0
Contest Totals	393			247	145	1	0	0

## PCT 244

### Proposition 9 – State of Texas

Vote For 1

	TOTAL	VOTE %		Election Day	Early Voting	Ballots By Mail	Provisional	Limited Ballot
For	332	85.35%	<div><div></div></div>	210	121	1	0	0
Against	57	14.65%	<div><div></div></div>	34	23	0	0	0
Total Votes Cast	389	100.00%	<div><div></div></div>	244	144	1	0	0
Overvotes	0			0	0	0	0	0
Undervotes	4			3	1	0	0	0
Contest Totals	393			247	145	1	0	0

### Proposition 10 – State of Texas

Vote For 1

	TOTAL	VOTE %		Election Day	Early Voting	Ballots By Mail	Provisional	Limited Ballot
For	179	48.12%	<div><div></div></div>	108	71	0	0	0
Against	193	51.88%	<div><div></div></div>	126	66	1	0	0
Total Votes Cast	372	100.00%	<div><div></div></div>	234	137	1	0	0
Overvotes	0			0	0	0	0	0
Undervotes	21			13	8	0	0	0
Contest Totals	393			247	145	1	0	0

### Proposition 11 – State of Texas

Vote For 1

	TOTAL	VOTE %		Election Day	Early Voting	Ballots By Mail	Provisional	Limited Ballot
For	243	68.64%	<div><div></div></div>	160	82	1	0	0
Against	111	31.36%	<div><div></div></div>	69	42	0	0	0
Total Votes Cast	354	100.00%	<div><div></div></div>	229	124	1	0	0
Overvotes	0			0	0	0	0	0
Undervotes	39			18	21	0	0	0
Contest Totals	393			247	145	1	0	0

### Proposition 12 – State of Texas

Vote For 1

	TOTAL	VOTE %		Election Day	Early Voting	Ballots By Mail	Provisional	Limited Ballot
For	152	46.91%	<div><div></div></div>	96	56	0	0	0
Against	172	53.09%	<div><div></div></div>	108	63	1	0	0
Total Votes Cast	324	100.00%	<div><div></div></div>	204	119	1	0	0
Overvotes	0			0	0	0	0	0
Undervotes	69			43	26	0	0	0
Contest Totals	393			247	145	1	0	0

## PCT 244

### Proposition 13 – State of Texas

Vote For 1

	TOTAL	VOTE %		Election Day	Early Voting	Ballots By Mail	Provisional	Limited Ballot
For	130	34.48%	<div><div></div></div>	82	48	0	0	0
Against	247	65.52%	<div><div></div></div>	154	92	1	0	0
Total Votes Cast	377	100.00%	<div><div></div></div>	236	140	1	0	0
Overvotes	0			0	0	0	0	0
Undervotes	16			11	5	0	0	0
Contest Totals	393			247	145	1	0	0

### Proposition 14 – State of Texas

Vote For 1

	TOTAL	VOTE %		Election Day	Early Voting	Ballots By Mail	Provisional	Limited Ballot
For	308	81.48%	<div><div></div></div>	200	107	1	0	0
Against	70	18.52%	<div><div></div></div>	38	32	0	0	0
Total Votes Cast	378	100.00%	<div><div></div></div>	238	139	1	0	0
Overvotes	0			0	0	0	0	0
Undervotes	15			9	6	0	0	0
Contest Totals	393			247	145	1	0	0

### Proposition A – Collin County

Vote For 1

	TOTAL	VOTE %		Election Day	Early Voting	Ballots By Mail	Provisional	Limited Ballot
For	215	58.27%	<div><div></div></div>	125	89	1	0	0
Against	154	41.73%	<div><div></div></div>	108	46	0	0	0
Total Votes Cast	369	100.00%	<div><div></div></div>	233	135	1	0	0
Overvotes	0			0	0	0	0	0
Undervotes	24			14	10	0	0	0
Contest Totals	393			247	145	1	0	0

### Proposition B – Collin County

Vote For 1

	TOTAL	VOTE %		Election Day	Early Voting	Ballots By Mail	Provisional	Limited Ballot
For	281	73.75%	<div><div></div></div>	185	95	1	0	0
Against	100	26.25%	<div><div></div></div>	54	46	0	0	0
Total Votes Cast	381	100.00%	<div><div></div></div>	239	141	1	0	0
Overvotes	0			0	0	0	0	0
Undervotes	12			8	4	0	0	0
Contest Totals	393			247	145	1	0	0



## PCT 244

### Proposition C – Collin County

Vote For 1

	TOTAL	VOTE %		Election Day	Early Voting	Ballots By Mail	Provisional	Limited Ballot
For	227	61.19%	<div><div></div></div>	137	89	1	0	0
Against	144	38.81%	<div><div></div></div>	94	50	0	0	0
Total Votes Cast	371	100.00%	<div><div></div></div>	231	139	1	0	0
Overvotes	0			0	0	0	0	0
Undervotes	22			16	6	0	0	0
Contest Totals	393			247	145	1	0	0

### Proposition D – Collin County

Vote For 1

	TOTAL	VOTE %		Election Day	Early Voting	Ballots By Mail	Provisional	Limited Ballot
For	281	74.73%	<div><div></div></div>	180	100	1	0	0
Against	95	25.27%	<div><div></div></div>	56	39	0	0	0
Total Votes Cast	376	100.00%	<div><div></div></div>	236	139	1	0	0
Overvotes	0			0	0	0	0	0
Undervotes	17			11	6	0	0	0
Contest Totals	393			247	145	1	0	0

### Proposition E – Collin County

Vote For 1

	TOTAL	VOTE %		Election Day	Early Voting	Ballots By Mail	Provisional	Limited Ballot
For	300	79.79%	<div><div></div></div>	188	111	1	0	0
Against	76	20.21%	<div><div></div></div>	48	28	0	0	0
Total Votes Cast	376	100.00%	<div><div></div></div>	236	139	1	0	0
Overvotes	0			0	0	0	0	0
Undervotes	17			11	6	0	0	0
Contest Totals	393			247	145	1	0	0

## PCT 245

### Proposition 1 – State of Texas

Vote For 1

	TOTAL	VOTE %		Election Day	Early Voting	Ballots By Mail	Provision al	Limited Ballot
For	143	78.57%	<div><div></div></div>	99	43	1	0	0
Against	39	21.43%	<div><div></div></div>	26	12	1	0	0
Total Votes Cast	182	100.00%	<div><div></div></div>	125	55	2	0	0
Overvotes	0			0	0	0	0	0
Undervotes	5			4	1	0	0	0
Contest Totals	187			129	56	2	0	0

### Proposition 2 – State of Texas

Vote For 1

	TOTAL	VOTE %		Election Day	Early Voting	Ballots By Mail	Provision al	Limited Ballot
For	118	65.19%	<div><div></div></div>	86	30	2	0	0
Against	63	34.81%	<div><div></div></div>	38	25	0	0	0
Total Votes Cast	181	100.00%	<div><div></div></div>	124	55	2	0	0
Overvotes	0			0	0	0	0	0
Undervotes	6			5	1	0	0	0
Contest Totals	187			129	56	2	0	0

### Proposition 3 – State of Texas

Vote For 1

	TOTAL	VOTE %		Election Day	Early Voting	Ballots By Mail	Provision al	Limited Ballot
For	127	68.65%	<div><div></div></div>	86	41	0	0	0
Against	58	31.35%	<div><div></div></div>	42	14	2	0	0
Total Votes Cast	185	100.00%	<div><div></div></div>	128	55	2	0	0
Overvotes	0			0	0	0	0	0
Undervotes	2			1	1	0	0	0
Contest Totals	187			129	56	2	0	0

### Proposition 4 – State of Texas

Vote For 1

	TOTAL	VOTE %		Election Day	Early Voting	Ballots By Mail	Provision al	Limited Ballot
For	159	86.89%	<div><div></div></div>	108	51	0	0	0
Against	24	13.11%	<div><div></div></div>	18	4	2	0	0
Total Votes Cast	183	100.00%	<div><div></div></div>	126	55	2	0	0
Overvotes	0			0	0	0	0	0
Undervotes	4			3	1	0	0	0
Contest Totals	187			129	56	2	0	0

## PCT 245

### Proposition 5 – State of Texas

Vote For 1

	TOTAL	VOTE %		Election Day	Early Voting	Ballots By Mail	Provisional	Limited Ballot
For	104	57.14%	<div><div></div></div>	66	36	2	0	0
Against	78	42.86%	<div><div></div></div>	59	19	0	0	0
Total Votes Cast	182	100.00%	<div><div></div></div>	125	55	2	0	0
Overvotes	0			0	0	0	0	0
Undervotes	5			4	1	0	0	0
Contest Totals	187			129	56	2	0	0

### Proposition 6 – State of Texas

Vote For 1

	TOTAL	VOTE %		Election Day	Early Voting	Ballots By Mail	Provisional	Limited Ballot
For	141	76.63%	<div><div></div></div>	94	45	2	0	0
Against	43	23.37%	<div><div></div></div>	33	10	0	0	0
Total Votes Cast	184	100.00%	<div><div></div></div>	127	55	2	0	0
Overvotes	0			0	0	0	0	0
Undervotes	3			2	1	0	0	0
Contest Totals	187			129	56	2	0	0

### Proposition 7 – State of Texas

Vote For 1

	TOTAL	VOTE %		Election Day	Early Voting	Ballots By Mail	Provisional	Limited Ballot
For	105	56.76%	<div><div></div></div>	69	35	1	0	0
Against	80	43.24%	<div><div></div></div>	59	20	1	0	0
Total Votes Cast	185	100.00%	<div><div></div></div>	128	55	2	0	0
Overvotes	0			0	0	0	0	0
Undervotes	2			1	1	0	0	0
Contest Totals	187			129	56	2	0	0

### Proposition 8 – State of Texas

Vote For 1

	TOTAL	VOTE %		Election Day	Early Voting	Ballots By Mail	Provisional	Limited Ballot
For	127	69.78%	<div><div></div></div>	85	41	1	0	0
Against	55	30.22%	<div><div></div></div>	40	14	1	0	0
Total Votes Cast	182	100.00%	<div><div></div></div>	125	55	2	0	0
Overvotes	0			0	0	0	0	0
Undervotes	5			4	1	0	0	0
Contest Totals	187			129	56	2	0	0

## PCT 245

### Proposition 9 – State of Texas

Vote For 1

	TOTAL	VOTE %		Election Day	Early Voting	Ballots By Mail	Provisional	Limited Ballot
For	143	78.57%	<div><div></div></div>	100	41	2	0	0
Against	39	21.43%	<div><div></div></div>	24	15	0	0	0
Total Votes Cast	182	100.00%	<div><div></div></div>	124	56	2	0	0
Overvotes	0			0	0	0	0	0
Undervotes	5			5	0	0	0	0
Contest Totals	187			129	56	2	0	0

### Proposition 10 – State of Texas

Vote For 1

	TOTAL	VOTE %		Election Day	Early Voting	Ballots By Mail	Provisional	Limited Ballot
For	94	52.22%	<div><div></div></div>	64	30	0	0	0
Against	86	47.78%	<div><div></div></div>	59	25	2	0	0
Total Votes Cast	180	100.00%	<div><div></div></div>	123	55	2	0	0
Overvotes	0			0	0	0	0	0
Undervotes	7			6	1	0	0	0
Contest Totals	187			129	56	2	0	0

### Proposition 11 – State of Texas

Vote For 1

	TOTAL	VOTE %		Election Day	Early Voting	Ballots By Mail	Provisional	Limited Ballot
For	112	64.37%	<div><div></div></div>	72	39	1	0	0
Against	62	35.63%	<div><div></div></div>	46	15	1	0	0
Total Votes Cast	174	100.00%	<div><div></div></div>	118	54	2	0	0
Overvotes	0			0	0	0	0	0
Undervotes	13			11	2	0	0	0
Contest Totals	187			129	56	2	0	0

### Proposition 12 – State of Texas

Vote For 1

	TOTAL	VOTE %		Election Day	Early Voting	Ballots By Mail	Provisional	Limited Ballot
For	77	47.83%	<div><div></div></div>	54	23	0	0	0
Against	84	52.17%	<div><div></div></div>	53	30	1	0	0
Total Votes Cast	161	100.00%	<div><div></div></div>	107	53	1	0	0
Overvotes	0			0	0	0	0	0
Undervotes	26			22	3	1	0	0
Contest Totals	187			129	56	2	0	0

## PCT 245

### Proposition 13 – State of Texas

Vote For 1

	TOTAL	VOTE %		Election Day	Early Voting	Ballots By Mail	Provisional	Limited Ballot
For	52	29.05%	<div><div></div></div>	33	18	1	0	0
Against	127	70.95%	<div><div></div></div>	89	37	1	0	0
Total Votes Cast	179	100.00%	<div><div></div></div>	122	55	2	0	0
Overvotes	0			0	0	0	0	0
Undervotes	8			7	1	0	0	0
Contest Totals	187			129	56	2	0	0

### Proposition 14 – State of Texas

Vote For 1

	TOTAL	VOTE %		Election Day	Early Voting	Ballots By Mail	Provisional	Limited Ballot
For	132	72.13%	<div><div></div></div>	90	41	1	0	0
Against	51	27.87%	<div><div></div></div>	36	14	1	0	0
Total Votes Cast	183	100.00%	<div><div></div></div>	126	55	2	0	0
Overvotes	0			0	0	0	0	0
Undervotes	4			3	1	0	0	0
Contest Totals	187			129	56	2	0	0

### Proposition A – Collin County

Vote For 1

	TOTAL	VOTE %		Election Day	Early Voting	Ballots By Mail	Provisional	Limited Ballot
For	97	54.19%	<div><div></div></div>	62	34	1	0	0
Against	82	45.81%	<div><div></div></div>	60	21	1	0	0
Total Votes Cast	179	100.00%	<div><div></div></div>	122	55	2	0	0
Overvotes	0			0	0	0	0	0
Undervotes	8			7	1	0	0	0
Contest Totals	187			129	56	2	0	0

### Proposition B – Collin County

Vote For 1

	TOTAL	VOTE %		Election Day	Early Voting	Ballots By Mail	Provisional	Limited Ballot
For	114	63.69%	<div><div></div></div>	73	40	1	0	0
Against	65	36.31%	<div><div></div></div>	50	14	1	0	0
Total Votes Cast	179	100.00%	<div><div></div></div>	123	54	2	0	0
Overvotes	0			0	0	0	0	0
Undervotes	8			6	2	0	0	0
Contest Totals	187			129	56	2	0	0

## PCT 245

### Proposition C – Collin County

Vote For 1

	TOTAL	VOTE %		Election Day	Early Voting	Ballots By Mail	Provisional	Limited Ballot
For	99	55.93%	<div><div></div></div>	63	34	2	0	0
Against	78	44.07%	<div><div></div></div>	58	20	0	0	0
Total Votes Cast	177	100.00%	<div><div></div></div>	121	54	2	0	0
Overvotes	0			0	0	0	0	0
Undervotes	10			8	2	0	0	0
Contest Totals	187			129	56	2	0	0

### Proposition D – Collin County

Vote For 1

	TOTAL	VOTE %		Election Day	Early Voting	Ballots By Mail	Provisional	Limited Ballot
For	108	59.67%	<div><div></div></div>	71	37	0	0	0
Against	73	40.33%	<div><div></div></div>	53	18	2	0	0
Total Votes Cast	181	100.00%	<div><div></div></div>	124	55	2	0	0
Overvotes	0			0	0	0	0	0
Undervotes	6			5	1	0	0	0
Contest Totals	187			129	56	2	0	0

### Proposition E – Collin County

Vote For 1

	TOTAL	VOTE %		Election Day	Early Voting	Ballots By Mail	Provisional	Limited Ballot
For	134	74.44%	<div><div></div></div>	91	43	0	0	0
Against	46	25.56%	<div><div></div></div>	33	11	2	0	0
Total Votes Cast	180	100.00%	<div><div></div></div>	124	54	2	0	0
Overvotes	0			0	0	0	0	0
Undervotes	7			5	2	0	0	0
Contest Totals	187			129	56	2	0	0

## PCT 246

### Proposition 1 – State of Texas

Vote For 1

	TOTAL	VOTE %		Election Day	Early Voting	Ballots By Mail	Provision al	Limited Ballot
For	368	71.46%	<div><div></div></div>	165	196	7	0	0
Against	147	28.54%	<div><div></div></div>	74	70	3	0	0
Total Votes Cast	515	100.00%	<div><div></div></div>	239	266	10	0	0
Overvotes	0			0	0	0	0	0
Undervotes	11			6	5	0	0	0
Contest Totals	526			245	271	10	0	0

### Proposition 2 – State of Texas

Vote For 1

	TOTAL	VOTE %		Election Day	Early Voting	Ballots By Mail	Provision al	Limited Ballot
For	299	58.40%	<div><div></div></div>	142	153	4	0	0
Against	213	41.60%	<div><div></div></div>	95	112	6	0	0
Total Votes Cast	512	100.00%	<div><div></div></div>	237	265	10	0	0
Overvotes	0			0	0	0	0	0
Undervotes	14			8	6	0	0	0
Contest Totals	526			245	271	10	0	0

### Proposition 3 – State of Texas

Vote For 1

	TOTAL	VOTE %		Election Day	Early Voting	Ballots By Mail	Provision al	Limited Ballot
For	378	73.40%	<div><div></div></div>	172	200	6	0	0
Against	137	26.60%	<div><div></div></div>	69	64	4	0	0
Total Votes Cast	515	100.00%	<div><div></div></div>	241	264	10	0	0
Overvotes	0			0	0	0	0	0
Undervotes	11			4	7	0	0	0
Contest Totals	526			245	271	10	0	0

### Proposition 4 – State of Texas

Vote For 1

	TOTAL	VOTE %		Election Day	Early Voting	Ballots By Mail	Provision al	Limited Ballot
For	445	86.74%	<div><div></div></div>	204	233	8	0	0
Against	68	13.26%	<div><div></div></div>	34	32	2	0	0
Total Votes Cast	513	100.00%	<div><div></div></div>	238	265	10	0	0
Overvotes	0			0	0	0	0	0
Undervotes	13			7	6	0	0	0
Contest Totals	526			245	271	10	0	0

## PCT 246

### Proposition 5 – State of Texas

Vote For 1

	TOTAL	VOTE %		Election Day	Early Voting	Ballots By Mail	Provisional	Limited Ballot
For	332	64.72%	<div><div></div></div>	155	168	9	0	0
Against	181	35.28%	<div><div></div></div>	81	99	1	0	0
Total Votes Cast	513	100.00%	<div><div></div></div>	236	267	10	0	0
Overvotes	0			0	0	0	0	0
Undervotes	13			9	4	0	0	0
Contest Totals	526			245	271	10	0	0

### Proposition 6 – State of Texas

Vote For 1

	TOTAL	VOTE %		Election Day	Early Voting	Ballots By Mail	Provisional	Limited Ballot
For	403	78.71%	<div><div></div></div>	186	210	7	0	0
Against	109	21.29%	<div><div></div></div>	49	57	3	0	0
Total Votes Cast	512	100.00%	<div><div></div></div>	235	267	10	0	0
Overvotes	0			0	0	0	0	0
Undervotes	14			10	4	0	0	0
Contest Totals	526			245	271	10	0	0

### Proposition 7 – State of Texas

Vote For 1

	TOTAL	VOTE %		Election Day	Early Voting	Ballots By Mail	Provisional	Limited Ballot
For	321	62.21%	<div><div></div></div>	150	164	7	0	0
Against	195	37.79%	<div><div></div></div>	90	102	3	0	0
Total Votes Cast	516	100.00%	<div><div></div></div>	240	266	10	0	0
Overvotes	0			0	0	0	0	0
Undervotes	10			5	5	0	0	0
Contest Totals	526			245	271	10	0	0

### Proposition 8 – State of Texas

Vote For 1

	TOTAL	VOTE %		Election Day	Early Voting	Ballots By Mail	Provisional	Limited Ballot
For	363	70.49%	<div><div></div></div>	168	186	9	0	0
Against	152	29.51%	<div><div></div></div>	69	82	1	0	0
Total Votes Cast	515	100.00%	<div><div></div></div>	237	268	10	0	0
Overvotes	0			0	0	0	0	0
Undervotes	11			8	3	0	0	0
Contest Totals	526			245	271	10	0	0



## PCT 246

### Proposition 9 – State of Texas

Vote For 1

	TOTAL	VOTE %		Election Day	Early Voting	Ballots By Mail	Provisional	Limited Ballot
For	412	79.69%	<div><div></div></div>	193	211	8	0	0
Against	105	20.31%	<div><div></div></div>	46	57	2	0	0
Total Votes Cast	517	100.00%	<div><div></div></div>	239	268	10	0	0
Overvotes	0			0	0	0	0	0
Undervotes	9			6	3	0	0	0
Contest Totals	526			245	271	10	0	0

### Proposition 10 – State of Texas

Vote For 1

	TOTAL	VOTE %		Election Day	Early Voting	Ballots By Mail	Provisional	Limited Ballot
For	229	45.17%	<div><div></div></div>	102	124	3	0	0
Against	278	54.83%	<div><div></div></div>	133	138	7	0	0
Total Votes Cast	507	100.00%	<div><div></div></div>	235	262	10	0	0
Overvotes	0			0	0	0	0	0
Undervotes	19			10	9	0	0	0
Contest Totals	526			245	271	10	0	0

### Proposition 11 – State of Texas

Vote For 1

	TOTAL	VOTE %		Election Day	Early Voting	Ballots By Mail	Provisional	Limited Ballot
For	322	65.71%	<div><div></div></div>	147	166	9	0	0
Against	168	34.29%	<div><div></div></div>	78	89	1	0	0
Total Votes Cast	490	100.00%	<div><div></div></div>	225	255	10	0	0
Overvotes	0			0	0	0	0	0
Undervotes	36			20	16	0	0	0
Contest Totals	526			245	271	10	0	0

### Proposition 12 – State of Texas

Vote For 1

	TOTAL	VOTE %		Election Day	Early Voting	Ballots By Mail	Provisional	Limited Ballot
For	249	53.78%	<div><div></div></div>	112	132	5	0	0
Against	214	46.22%	<div><div></div></div>	101	108	5	0	0
Total Votes Cast	463	100.00%	<div><div></div></div>	213	240	10	0	0
Overvotes	0			0	0	0	0	0
Undervotes	63			32	31	0	0	0
Contest Totals	526			245	271	10	0	0

## PCT 246

### Proposition 13 – State of Texas

Vote For 1

	TOTAL	VOTE %		Election Day	Early Voting	Ballots By Mail	Provisional	Limited Ballot
For	166	32.68%	<div><div></div></div>	68	96	2	0	0
Against	342	67.32%	<div><div></div></div>	166	168	8	0	0
Total Votes Cast	508	100.00%	<div><div></div></div>	234	264	10	0	0
Overvotes	0			0	0	0	0	0
Undervotes	18			11	7	0	0	0
Contest Totals	526			245	271	10	0	0

### Proposition 14 – State of Texas

Vote For 1

	TOTAL	VOTE %		Election Day	Early Voting	Ballots By Mail	Provisional	Limited Ballot
For	388	75.93%	<div><div></div></div>	178	202	8	0	0
Against	123	24.07%	<div><div></div></div>	57	64	2	0	0
Total Votes Cast	511	100.00%	<div><div></div></div>	235	266	10	0	0
Overvotes	0			0	0	0	0	0
Undervotes	15			10	5	0	0	0
Contest Totals	526			245	271	10	0	0

### Proposition A – Collin County

Vote For 1

	TOTAL	VOTE %		Election Day	Early Voting	Ballots By Mail	Provisional	Limited Ballot
For	292	56.92%	<div><div></div></div>	118	170	4	0	0
Against	221	43.08%	<div><div></div></div>	117	98	6	0	0
Total Votes Cast	513	100.00%	<div><div></div></div>	235	268	10	0	0
Overvotes	0			0	0	0	0	0
Undervotes	13			10	3	0	0	0
Contest Totals	526			245	271	10	0	0

### Proposition B – Collin County

Vote For 1

	TOTAL	VOTE %		Election Day	Early Voting	Ballots By Mail	Provisional	Limited Ballot
For	329	65.15%	<div><div></div></div>	150	173	6	0	0
Against	176	34.85%	<div><div></div></div>	86	86	4	0	0
Total Votes Cast	505	100.00%	<div><div></div></div>	236	259	10	0	0
Overvotes	0			0	0	0	0	0
Undervotes	21			9	12	0	0	0
Contest Totals	526			245	271	10	0	0

## PCT 246

### Proposition C – Collin County

Vote For 1

	TOTAL	VOTE %		Election Day	Early Voting	Ballots By Mail	Provisional	Limited Ballot
For	290	57.65%	<div><div></div></div>	127	156	7	0	0
Against	213	42.35%	<div><div></div></div>	108	102	3	0	0
Total Votes Cast	503	100.00%	<div><div></div></div>	235	258	10	0	0
Overvotes	0			0	0	0	0	0
Undervotes	23			10	13	0	0	0
Contest Totals	526			245	271	10	0	0

### Proposition D – Collin County

Vote For 1

	TOTAL	VOTE %		Election Day	Early Voting	Ballots By Mail	Provisional	Limited Ballot
For	328	64.82%	<div><div></div></div>	149	175	4	0	0
Against	178	35.18%	<div><div></div></div>	85	87	6	0	0
Total Votes Cast	506	100.00%	<div><div></div></div>	234	262	10	0	0
Overvotes	0			0	0	0	0	0
Undervotes	20			11	9	0	0	0
Contest Totals	526			245	271	10	0	0

### Proposition E – Collin County

Vote For 1

	TOTAL	VOTE %		Election Day	Early Voting	Ballots By Mail	Provisional	Limited Ballot
For	385	74.90%	<div><div></div></div>	165	213	7	0	0
Against	129	25.10%	<div><div></div></div>	74	52	3	0	0
Total Votes Cast	514	100.00%	<div><div></div></div>	239	265	10	0	0
Overvotes	0			0	0	0	0	0
Undervotes	12			6	6	0	0	0
Contest Totals	526			245	271	10	0	0

## PCT 247

### Proposition 1 – State of Texas

Vote For 1

	TOTAL	VOTE %		Election Day	Early Voting	Ballots By Mail	Provisional	Limited Ballot
For	337	78.55%	<div><div></div></div>	176	155	6	0	0
Against	92	21.45%	<div><div></div></div>	56	35	1	0	0
Total Votes Cast	429	100.00%	<div><div></div></div>	232	190	7	0	0
Overvotes	0			0	0	0	0	0
Undervotes	9			6	3	0	0	0
Contest Totals	438			238	193	7	0	0

### Proposition 2 – State of Texas

Vote For 1

	TOTAL	VOTE %		Election Day	Early Voting	Ballots By Mail	Provisional	Limited Ballot
For	191	44.73%	<div><div></div></div>	94	96	1	0	0
Against	236	55.27%	<div><div></div></div>	137	95	4	0	0
Total Votes Cast	427	100.00%	<div><div></div></div>	231	191	5	0	0
Overvotes	0			0	0	0	0	0
Undervotes	11			7	2	2	0	0
Contest Totals	438			238	193	7	0	0

### Proposition 3 – State of Texas

Vote For 1

	TOTAL	VOTE %		Election Day	Early Voting	Ballots By Mail	Provisional	Limited Ballot
For	347	80.70%	<div><div></div></div>	186	155	6	0	0
Against	83	19.30%	<div><div></div></div>	46	36	1	0	0
Total Votes Cast	430	100.00%	<div><div></div></div>	232	191	7	0	0
Overvotes	0			0	0	0	0	0
Undervotes	8			6	2	0	0	0
Contest Totals	438			238	193	7	0	0

### Proposition 4 – State of Texas

Vote For 1

	TOTAL	VOTE %		Election Day	Early Voting	Ballots By Mail	Provisional	Limited Ballot
For	386	89.56%	<div><div></div></div>	202	179	5	0	0
Against	45	10.44%	<div><div></div></div>	32	13	0	0	0
Total Votes Cast	431	100.00%	<div><div></div></div>	234	192	5	0	0
Overvotes	0			0	0	0	0	0
Undervotes	7			4	1	2	0	0
Contest Totals	438			238	193	7	0	0

## PCT 247

### Proposition 5 – State of Texas

Vote For 1

	TOTAL	VOTE %		Election Day	Early Voting	Ballots By Mail	Provisional	Limited Ballot
For	203	47.32%	<div><div></div></div>	103	93	7	0	0
Against	226	52.68%	<div><div></div></div>	128	98	0	0	0
Total Votes Cast	429	100.00%	<div><div></div></div>	231	191	7	0	0
Overvotes	0			0	0	0	0	0
Undervotes	9			7	2	0	0	0
Contest Totals	438			238	193	7	0	0

### Proposition 6 – State of Texas

Vote For 1

	TOTAL	VOTE %		Election Day	Early Voting	Ballots By Mail	Provisional	Limited Ballot
For	276	63.89%	<div><div></div></div>	140	130	6	0	0
Against	156	36.11%	<div><div></div></div>	94	61	1	0	0
Total Votes Cast	432	100.00%	<div><div></div></div>	234	191	7	0	0
Overvotes	0			0	0	0	0	0
Undervotes	6			4	2	0	0	0
Contest Totals	438			238	193	7	0	0

### Proposition 7 – State of Texas

Vote For 1

	TOTAL	VOTE %		Election Day	Early Voting	Ballots By Mail	Provisional	Limited Ballot
For	229	53.13%	<div><div></div></div>	111	112	6	0	0
Against	202	46.87%	<div><div></div></div>	123	78	1	0	0
Total Votes Cast	431	100.00%	<div><div></div></div>	234	190	7	0	0
Overvotes	0			0	0	0	0	0
Undervotes	7			4	3	0	0	0
Contest Totals	438			238	193	7	0	0

### Proposition 8 – State of Texas

Vote For 1

	TOTAL	VOTE %		Election Day	Early Voting	Ballots By Mail	Provisional	Limited Ballot
For	225	52.33%	<div><div></div></div>	121	98	6	0	0
Against	205	47.67%	<div><div></div></div>	113	91	1	0	0
Total Votes Cast	430	100.00%	<div><div></div></div>	234	189	7	0	0
Overvotes	0			0	0	0	0	0
Undervotes	8			4	4	0	0	0
Contest Totals	438			238	193	7	0	0

## PCT 247

### Proposition 9 – State of Texas

Vote For 1

	TOTAL	VOTE %		Election Day	Early Voting	Ballots By Mail	Provisional	Limited Ballot
For	306	71.16%	<div><div></div></div>	155	144	7	0	0
Against	124	28.84%	<div><div></div></div>	77	47	0	0	0
Total Votes Cast	430	100.00%	<div><div></div></div>	232	191	7	0	0
Overvotes	0			0	0	0	0	0
Undervotes	8			6	2	0	0	0
Contest Totals	438			238	193	7	0	0

### Proposition 10 – State of Texas

Vote For 1

	TOTAL	VOTE %		Election Day	Early Voting	Ballots By Mail	Provisional	Limited Ballot
For	164	38.68%	<div><div></div></div>	83	78	3	0	0
Against	260	61.32%	<div><div></div></div>	148	110	2	0	0
Total Votes Cast	424	100.00%	<div><div></div></div>	231	188	5	0	0
Overvotes	0			0	0	0	0	0
Undervotes	14			7	5	2	0	0
Contest Totals	438			238	193	7	0	0

### Proposition 11 – State of Texas

Vote For 1

	TOTAL	VOTE %		Election Day	Early Voting	Ballots By Mail	Provisional	Limited Ballot
For	195	46.76%	<div><div></div></div>	95	95	5	0	0
Against	222	53.24%	<div><div></div></div>	131	89	2	0	0
Total Votes Cast	417	100.00%	<div><div></div></div>	226	184	7	0	0
Overvotes	0			0	0	0	0	0
Undervotes	21			12	9	0	0	0
Contest Totals	438			238	193	7	0	0

### Proposition 12 – State of Texas

Vote For 1

	TOTAL	VOTE %		Election Day	Early Voting	Ballots By Mail	Provisional	Limited Ballot
For	235	59.80%	<div><div></div></div>	116	115	4	0	0
Against	158	40.20%	<div><div></div></div>	99	58	1	0	0
Total Votes Cast	393	100.00%	<div><div></div></div>	215	173	5	0	0
Overvotes	0			0	0	0	0	0
Undervotes	45			23	20	2	0	0
Contest Totals	438			238	193	7	0	0

## PCT 247

### Proposition 13 – State of Texas

Vote For 1

	TOTAL	VOTE %		Election Day	Early Voting	Ballots By Mail	Provision al	Limited Ballot
For	119	27.87%	<div><div></div></div>	60	57	2	0	0
Against	308	72.13%	<div><div></div></div>	172	133	3	0	0
Total Votes Cast	427	100.00%	<div><div></div></div>	232	190	5	0	0
Overvotes	0			0	0	0	0	0
Undervotes	11			6	3	2	0	0
Contest Totals	438			238	193	7	0	0

### Proposition 14 – State of Texas

Vote For 1

	TOTAL	VOTE %		Election Day	Early Voting	Ballots By Mail	Provision al	Limited Ballot
For	265	61.48%	<div><div></div></div>	141	118	6	0	0
Against	166	38.52%	<div><div></div></div>	93	73	0	0	0
Total Votes Cast	431	100.00%	<div><div></div></div>	234	191	6	0	0
Overvotes	0			0	0	0	0	0
Undervotes	7			4	2	1	0	0
Contest Totals	438			238	193	7	0	0

### Proposition A – Collin County

Vote For 1

	TOTAL	VOTE %		Election Day	Early Voting	Ballots By Mail	Provision al	Limited Ballot
For	157	36.85%	<div><div></div></div>	70	84	3	0	0
Against	269	63.15%	<div><div></div></div>	160	105	4	0	0
Total Votes Cast	426	100.00%	<div><div></div></div>	230	189	7	0	0
Overvotes	0			0	0	0	0	0
Undervotes	12			8	4	0	0	0
Contest Totals	438			238	193	7	0	0

### Proposition B – Collin County

Vote For 1

	TOTAL	VOTE %		Election Day	Early Voting	Ballots By Mail	Provision al	Limited Ballot
For	220	52.13%	<div><div></div></div>	112	104	4	0	0
Against	202	47.87%	<div><div></div></div>	116	83	3	0	0
Total Votes Cast	422	100.00%	<div><div></div></div>	228	187	7	0	0
Overvotes	0			0	0	0	0	0
Undervotes	16			10	6	0	0	0
Contest Totals	438			238	193	7	0	0

## PCT 247

### Proposition C – Collin County

Vote For 1

	TOTAL	VOTE %		Election Day	Early Voting	Ballots By Mail	Provisional	Limited Ballot
For	161	38.42%	<div><div></div></div>	68	91	2	0	0
Against	258	61.58%	<div><div></div></div>	159	94	5	0	0
Total Votes Cast	419	100.00%	<div><div></div></div>	227	185	7	0	0
Overvotes	0			0	0	0	0	0
Undervotes	19			11	8	0	0	0
Contest Totals	438			238	193	7	0	0

### Proposition D – Collin County

Vote For 1

	TOTAL	VOTE %		Election Day	Early Voting	Ballots By Mail	Provisional	Limited Ballot
For	206	48.93%	<div><div></div></div>	103	96	7	0	0
Against	215	51.07%	<div><div></div></div>	122	93	0	0	0
Total Votes Cast	421	100.00%	<div><div></div></div>	225	189	7	0	0
Overvotes	0			0	0	0	0	0
Undervotes	17			13	4	0	0	0
Contest Totals	438			238	193	7	0	0

### Proposition E – Collin County

Vote For 1

	TOTAL	VOTE %		Election Day	Early Voting	Ballots By Mail	Provisional	Limited Ballot
For	280	65.57%	<div><div></div></div>	134	141	5	0	0
Against	147	34.43%	<div><div></div></div>	96	49	2	0	0
Total Votes Cast	427	100.00%	<div><div></div></div>	230	190	7	0	0
Overvotes	0			0	0	0	0	0
Undervotes	11			8	3	0	0	0
Contest Totals	438			238	193	7	0	0

### For School Trustees – Princeton ISD

Vote For 2

	TOTAL	VOTE %		Election Day	Early Voting	Ballots By Mail	Provisional	Limited Ballot
Starla Sharpe	5	13.51%	<div><div></div></div>	4	1	0	0	0
Chad Jones	7	18.92%	<div><div></div></div>	3	4	0	0	0
Cyndi Darland	21	56.76%	<div><div></div></div>	10	9	2	0	0
Melissa Ait Belaid	4	10.81%	<div><div></div></div>	2	2	0	0	0
Total Votes Cast	37	100.00%	<div><div></div></div>	19	16	2	0	0
Overvotes	0			0	0	0	0	0
Undervotes	29			19	8	2	0	0
Contest Totals	66			38	24	4	0	0



## PCT 248

### Proposition 1 – State of Texas

Vote For 1

	TOTAL	VOTE %		Election Day	Early Voting	Ballots By Mail	Provisional	Limited Ballot
For	240	83.04%	<div><div></div></div>	116	116	8	0	0
Against	49	16.96%	<div><div></div></div>	26	23	0	0	0
Total Votes Cast	289	100.00%	<div><div></div></div>	142	139	8	0	0
Overvotes	0			0	0	0	0	0
Undervotes	14			6	8	0	0	0
Contest Totals	303			148	147	8	0	0

### Proposition 2 – State of Texas

Vote For 1

	TOTAL	VOTE %		Election Day	Early Voting	Ballots By Mail	Provisional	Limited Ballot
For	195	69.15%	<div><div></div></div>	100	89	6	0	0
Against	87	30.85%	<div><div></div></div>	42	45	0	0	0
Total Votes Cast	282	100.00%	<div><div></div></div>	142	134	6	0	0
Overvotes	0			0	0	0	0	0
Undervotes	21			6	13	2	0	0
Contest Totals	303			148	147	8	0	0

### Proposition 3 – State of Texas

Vote For 1

	TOTAL	VOTE %		Election Day	Early Voting	Ballots By Mail	Provisional	Limited Ballot
For	205	70.45%	<div><div></div></div>	98	99	8	0	0
Against	86	29.55%	<div><div></div></div>	45	41	0	0	0
Total Votes Cast	291	100.00%	<div><div></div></div>	143	140	8	0	0
Overvotes	0			0	0	0	0	0
Undervotes	12			5	7	0	0	0
Contest Totals	303			148	147	8	0	0

### Proposition 4 – State of Texas

Vote For 1

	TOTAL	VOTE %		Election Day	Early Voting	Ballots By Mail	Provisional	Limited Ballot
For	260	87.25%	<div><div></div></div>	123	129	8	0	0
Against	38	12.75%	<div><div></div></div>	22	16	0	0	0
Total Votes Cast	298	100.00%	<div><div></div></div>	145	145	8	0	0
Overvotes	0			0	0	0	0	0
Undervotes	5			3	2	0	0	0
Contest Totals	303			148	147	8	0	0

## PCT 248

### Proposition 5 – State of Texas

Vote For 1

	TOTAL	VOTE %		Election Day	Early Voting	Ballots By Mail	Provisional	Limited Ballot
For	194	68.31%	<div><div></div></div>	96	93	5	0	0
Against	90	31.69%	<div><div></div></div>	43	44	3	0	0
Total Votes Cast	284	100.00%	<div><div></div></div>	139	137	8	0	0
Overvotes	0			0	0	0	0	0
Undervotes	19			9	10	0	0	0
Contest Totals	303			148	147	8	0	0

### Proposition 6 – State of Texas

Vote For 1

	TOTAL	VOTE %		Election Day	Early Voting	Ballots By Mail	Provisional	Limited Ballot
For	238	82.64%	<div><div></div></div>	106	125	7	0	0
Against	50	17.36%	<div><div></div></div>	34	15	1	0	0
Total Votes Cast	288	100.00%	<div><div></div></div>	140	140	8	0	0
Overvotes	0			0	0	0	0	0
Undervotes	15			8	7	0	0	0
Contest Totals	303			148	147	8	0	0

### Proposition 7 – State of Texas

Vote For 1

	TOTAL	VOTE %		Election Day	Early Voting	Ballots By Mail	Provisional	Limited Ballot
For	211	71.77%	<div><div></div></div>	98	108	5	0	0
Against	83	28.23%	<div><div></div></div>	45	35	3	0	0
Total Votes Cast	294	100.00%	<div><div></div></div>	143	143	8	0	0
Overvotes	0			0	0	0	0	0
Undervotes	9			5	4	0	0	0
Contest Totals	303			148	147	8	0	0

### Proposition 8 – State of Texas

Vote For 1

	TOTAL	VOTE %		Election Day	Early Voting	Ballots By Mail	Provisional	Limited Ballot
For	214	73.79%	<div><div></div></div>	106	105	3	0	0
Against	76	26.21%	<div><div></div></div>	37	34	5	0	0
Total Votes Cast	290	100.00%	<div><div></div></div>	143	139	8	0	0
Overvotes	0			0	0	0	0	0
Undervotes	13			5	8	0	0	0
Contest Totals	303			148	147	8	0	0

## PCT 248

### Proposition 9 – State of Texas

Vote For 1

	TOTAL	VOTE %		Election Day	Early Voting	Ballots By Mail	Provision al	Limited Ballot
For	241	81.69%	<div><div></div></div>	114	120	7	0	0
Against	54	18.31%	<div><div></div></div>	32	21	1	0	0
Total Votes Cast	295	100.00%	<div><div></div></div>	146	141	8	0	0
Overvotes	0			0	0	0	0	0
Undervotes	8			2	6	0	0	0
Contest Totals	303			148	147	8	0	0

### Proposition 10 – State of Texas

Vote For 1

	TOTAL	VOTE %		Election Day	Early Voting	Ballots By Mail	Provision al	Limited Ballot
For	167	59.22%	<div><div></div></div>	77	84	6	0	0
Against	115	40.78%	<div><div></div></div>	62	51	2	0	0
Total Votes Cast	282	100.00%	<div><div></div></div>	139	135	8	0	0
Overvotes	0			0	0	0	0	0
Undervotes	21			9	12	0	0	0
Contest Totals	303			148	147	8	0	0

### Proposition 11 – State of Texas

Vote For 1

	TOTAL	VOTE %		Election Day	Early Voting	Ballots By Mail	Provision al	Limited Ballot
For	171	62.87%	<div><div></div></div>	81	86	4	0	0
Against	101	37.13%	<div><div></div></div>	59	40	2	0	0
Total Votes Cast	272	100.00%	<div><div></div></div>	140	126	6	0	0
Overvotes	0			0	0	0	0	0
Undervotes	31			8	21	2	0	0
Contest Totals	303			148	147	8	0	0

### Proposition 12 – State of Texas

Vote For 1

	TOTAL	VOTE %		Election Day	Early Voting	Ballots By Mail	Provision al	Limited Ballot
For	143	55.43%	<div><div></div></div>	67	70	6	0	0
Against	115	44.57%	<div><div></div></div>	68	47	0	0	0
Total Votes Cast	258	100.00%	<div><div></div></div>	135	117	6	0	0
Overvotes	0			0	0	0	0	0
Undervotes	45			13	30	2	0	0
Contest Totals	303			148	147	8	0	0

## PCT 248

### Proposition 13 – State of Texas

Vote For 1

	TOTAL	VOTE %		Election Day	Early Voting	Ballots By Mail	Provisional	Limited Ballot
For	99	34.49%	<div><div></div></div>	43	52	4	0	0
Against	188	65.51%	<div><div></div></div>	100	84	4	0	0
Total Votes Cast	287	100.00%	<div><div></div></div>	143	136	8	0	0
Overvotes	0			0	0	0	0	0
Undervotes	16			5	11	0	0	0
Contest Totals	303			148	147	8	0	0

### Proposition 14 – State of Texas

Vote For 1

	TOTAL	VOTE %		Election Day	Early Voting	Ballots By Mail	Provisional	Limited Ballot
For	218	74.66%	<div><div></div></div>	103	114	1	0	0
Against	74	25.34%	<div><div></div></div>	38	29	7	0	0
Total Votes Cast	292	100.00%	<div><div></div></div>	141	143	8	0	0
Overvotes	0			0	0	0	0	0
Undervotes	11			7	4	0	0	0
Contest Totals	303			148	147	8	0	0

### Proposition A – Collin County

Vote For 1

	TOTAL	VOTE %		Election Day	Early Voting	Ballots By Mail	Provisional	Limited Ballot
For	153	52.58%	<div><div></div></div>	65	84	4	0	0
Against	138	47.42%	<div><div></div></div>	78	56	4	0	0
Total Votes Cast	291	100.00%	<div><div></div></div>	143	140	8	0	0
Overvotes	0			0	0	0	0	0
Undervotes	12			5	7	0	0	0
Contest Totals	303			148	147	8	0	0

### Proposition B – Collin County

Vote For 1

	TOTAL	VOTE %		Election Day	Early Voting	Ballots By Mail	Provisional	Limited Ballot
For	197	67.47%	<div><div></div></div>	92	101	4	0	0
Against	95	32.53%	<div><div></div></div>	52	39	4	0	0
Total Votes Cast	292	100.00%	<div><div></div></div>	144	140	8	0	0
Overvotes	0			0	0	0	0	0
Undervotes	11			4	7	0	0	0
Contest Totals	303			148	147	8	0	0

## PCT 248

### Proposition C – Collin County

Vote For 1

	TOTAL	VOTE %		Election Day	Early Voting	Ballots By Mail	Provisional	Limited Ballot
For	158	54.86%	<div><div></div></div>	69	85	4	0	0
Against	130	45.14%	<div><div></div></div>	75	51	4	0	0
Total Votes Cast	288	100.00%	<div><div></div></div>	144	136	8	0	0
Overvotes	0			0	0	0	0	0
Undervotes	15			4	11	0	0	0
Contest Totals	303			148	147	8	0	0

### Proposition D – Collin County

Vote For 1

	TOTAL	VOTE %		Election Day	Early Voting	Ballots By Mail	Provisional	Limited Ballot
For	183	63.76%	<div><div></div></div>	84	98	1	0	0
Against	104	36.24%	<div><div></div></div>	57	40	7	0	0
Total Votes Cast	287	100.00%	<div><div></div></div>	141	138	8	0	0
Overvotes	0			0	0	0	0	0
Undervotes	16			7	9	0	0	0
Contest Totals	303			148	147	8	0	0

### Proposition E – Collin County

Vote For 1

	TOTAL	VOTE %		Election Day	Early Voting	Ballots By Mail	Provisional	Limited Ballot
For	226	76.87%	<div><div></div></div>	106	116	4	0	0
Against	68	23.13%	<div><div></div></div>	38	26	4	0	0
Total Votes Cast	294	100.00%	<div><div></div></div>	144	142	8	0	0
Overvotes	0			0	0	0	0	0
Undervotes	9			4	5	0	0	0
Contest Totals	303			148	147	8	0	0

### Proposition A – Prosper ISD

Vote For 1

	TOTAL	VOTE %		Election Day	Early Voting	Ballots By Mail	Provisional	Limited Ballot
FOR	180	60.81%	<div><div></div></div>	80	96	4	0	0
AGAINST	116	39.19%	<div><div></div></div>	66	46	4	0	0
Total Votes Cast	296	100.00%	<div><div></div></div>	146	142	8	0	0
Overvotes	0			0	0	0	0	0
Undervotes	5			2	3	0	0	0
Contest Totals	301			148	145	8	0	0

## PCT 248

### Proposition B – Prosper ISD

Vote For 1

	TOTAL	VOTE %		Election Day	Early Voting	Ballots By Mail	Provisional	Limited Ballot
FOR	178	60.54%	<div><div></div></div>	77	97	4	0	0
AGAINST	116	39.46%	<div><div></div></div>	68	44	4	0	0
Total Votes Cast	294	100.00%	<div><div></div></div>	145	141	8	0	0
Overvotes	0			0	0	0	0	0
Undervotes	7			3	4	0	0	0
Contest Totals	301			148	145	8	0	0

### Proposition C – Prosper ISD

Vote For 1

	TOTAL	VOTE %		Election Day	Early Voting	Ballots By Mail	Provisional	Limited Ballot
FOR	119	40.61%	<div><div></div></div>	54	64	1	0	0
AGAINST	174	59.39%	<div><div></div></div>	91	76	7	0	0
Total Votes Cast	293	100.00%	<div><div></div></div>	145	140	8	0	0
Overvotes	0			0	0	0	0	0
Undervotes	8			3	5	0	0	0
Contest Totals	301			148	145	8	0	0

### Proposition D – Prosper ISD

Vote For 1

	TOTAL	VOTE %		Election Day	Early Voting	Ballots By Mail	Provisional	Limited Ballot
FOR	162	55.48%	<div><div></div></div>	71	87	4	0	0
AGAINST	130	44.52%	<div><div></div></div>	72	54	4	0	0
Total Votes Cast	292	100.00%	<div><div></div></div>	143	141	8	0	0
Overvotes	0			0	0	0	0	0
Undervotes	9			5	4	0	0	0
Contest Totals	301			148	145	8	0	0

## LB 27

### Proposition 1 – State of Texas

Vote For 1

	TOTAL	VOTE %		Election Day	Early Voting	Ballots By Mail	Provision al	Limited Ballot
For	18	66.67%	<div><div></div></div>	0	0	0	0	18
Against	9	33.33%	<div><div></div></div>	0	0	0	0	9
Total Votes Cast	27	100.00%	<div><div></div></div>	0	0	0	0	27
Overvotes	0			0	0	0	0	0
Undervotes	0			0	0	0	0	0
Contest Totals	27			0	0	0	0	27

### Proposition 2 – State of Texas

Vote For 1

	TOTAL	VOTE %		Election Day	Early Voting	Ballots By Mail	Provision al	Limited Ballot
For	21	84.00%	<div><div></div></div>	0	0	0	0	21
Against	4	16.00%	<div><div></div></div>	0	0	0	0	4
Total Votes Cast	25	100.00%	<div><div></div></div>	0	0	0	0	25
Overvotes	0			0	0	0	0	0
Undervotes	2			0	0	0	0	2
Contest Totals	27			0	0	0	0	27

### Proposition 3 – State of Texas

Vote For 1

	TOTAL	VOTE %		Election Day	Early Voting	Ballots By Mail	Provision al	Limited Ballot
For	17	65.38%	<div><div></div></div>	0	0	0	0	17
Against	9	34.62%	<div><div></div></div>	0	0	0	0	9
Total Votes Cast	26	100.00%	<div><div></div></div>	0	0	0	0	26
Overvotes	0			0	0	0	0	0
Undervotes	1			0	0	0	0	1
Contest Totals	27			0	0	0	0	27

### Proposition 4 – State of Texas

Vote For 1

	TOTAL	VOTE %		Election Day	Early Voting	Ballots By Mail	Provision al	Limited Ballot
For	26	100.00%	<div><div></div></div>	0	0	0	0	26
Against	0	0.00%	<div><div></div></div>	0	0	0	0	0
Total Votes Cast	26	100.00%	<div><div></div></div>	0	0	0	0	26
Overvotes	0			0	0	0	0	0
Undervotes	1			0	0	0	0	1
Contest Totals	27			0	0	0	0	27

## LB 27

### Proposition 5 – State of Texas

Vote For 1

	TOTAL	VOTE %		Election Day	Early Voting	Ballots By Mail	Provision al	Limited Ballot
For	19	70.37%	<div><div></div></div>	0	0	0	0	19
Against	8	29.63%	<div><div></div></div>	0	0	0	0	8
Total Votes Cast	27	100.00%	<div><div></div></div>	0	0	0	0	27
Overvotes	0			0	0	0	0	0
Undervotes	0			0	0	0	0	0
Contest Totals	27			0	0	0	0	27

### Proposition 6 – State of Texas

Vote For 1

	TOTAL	VOTE %		Election Day	Early Voting	Ballots By Mail	Provision al	Limited Ballot
For	22	81.48%	<div><div></div></div>	0	0	0	0	22
Against	5	18.52%	<div><div></div></div>	0	0	0	0	5
Total Votes Cast	27	100.00%	<div><div></div></div>	0	0	0	0	27
Overvotes	0			0	0	0	0	0
Undervotes	0			0	0	0	0	0
Contest Totals	27			0	0	0	0	27

### Proposition 7 – State of Texas

Vote For 1

	TOTAL	VOTE %		Election Day	Early Voting	Ballots By Mail	Provision al	Limited Ballot
For	16	59.26%	<div><div></div></div>	0	0	0	0	16
Against	11	40.74%	<div><div></div></div>	0	0	0	0	11
Total Votes Cast	27	100.00%	<div><div></div></div>	0	0	0	0	27
Overvotes	0			0	0	0	0	0
Undervotes	0			0	0	0	0	0
Contest Totals	27			0	0	0	0	27

### Proposition 8 – State of Texas

Vote For 1

	TOTAL	VOTE %		Election Day	Early Voting	Ballots By Mail	Provision al	Limited Ballot
For	21	77.78%	<div><div></div></div>	0	0	0	0	21
Against	6	22.22%	<div><div></div></div>	0	0	0	0	6
Total Votes Cast	27	100.00%	<div><div></div></div>	0	0	0	0	27
Overvotes	0			0	0	0	0	0
Undervotes	0			0	0	0	0	0
Contest Totals	27			0	0	0	0	27



## LB 27

### Proposition 9 – State of Texas

Vote For 1

	TOTAL	VOTE %		Election Day	Early Voting	Ballots By Mail	Provision al	Limited Ballot
For	23	85.19%	<div><div></div></div>	0	0	0	0	23
Against	4	14.81%	<div><div></div></div>	0	0	0	0	4
Total Votes Cast	27	100.00%	<div><div></div></div>	0	0	0	0	27
Overvotes	0			0	0	0	0	0
Undervotes	0			0	0	0	0	0
Contest Totals	27			0	0	0	0	27

### Proposition 10 – State of Texas

Vote For 1

	TOTAL	VOTE %		Election Day	Early Voting	Ballots By Mail	Provision al	Limited Ballot
For	15	57.69%	<div><div></div></div>	0	0	0	0	15
Against	11	42.31%	<div><div></div></div>	0	0	0	0	11
Total Votes Cast	26	100.00%	<div><div></div></div>	0	0	0	0	26
Overvotes	0			0	0	0	0	0
Undervotes	1			0	0	0	0	1
Contest Totals	27			0	0	0	0	27

### Proposition 11 – State of Texas

Vote For 1

	TOTAL	VOTE %		Election Day	Early Voting	Ballots By Mail	Provision al	Limited Ballot
For	20	76.92%	<div><div></div></div>	0	0	0	0	20
Against	6	23.08%	<div><div></div></div>	0	0	0	0	6
Total Votes Cast	26	100.00%	<div><div></div></div>	0	0	0	0	26
Overvotes	0			0	0	0	0	0
Undervotes	1			0	0	0	0	1
Contest Totals	27			0	0	0	0	27

### Proposition 12 – State of Texas

Vote For 1

	TOTAL	VOTE %		Election Day	Early Voting	Ballots By Mail	Provision al	Limited Ballot
For	12	50.00%	<div><div></div></div>	0	0	0	0	12
Against	12	50.00%	<div><div></div></div>	0	0	0	0	12
Total Votes Cast	24	100.00%	<div><div></div></div>	0	0	0	0	24
Overvotes	0			0	0	0	0	0
Undervotes	3			0	0	0	0	3
Contest Totals	27			0	0	0	0	27

## LB 27

### Proposition 13 – State of Texas

Vote For 1

	TOTAL	VOTE %		Election Day	Early Voting	Ballots By Mail	Provision al	Limited Ballot
For	12	46.15%	<div><div></div></div>	0	0	0	0	12
Against	14	53.85%	<div><div></div></div>	0	0	0	0	14
Total Votes Cast	26	100.00%	<div><div></div></div>	0	0	0	0	26
Overvotes	0			0	0	0	0	0
Undervotes	1			0	0	0	0	1
Contest Totals	27			0	0	0	0	27

### Proposition 14 – State of Texas

Vote For 1

	TOTAL	VOTE %		Election Day	Early Voting	Ballots By Mail	Provision al	Limited Ballot
For	24	88.89%	<div><div></div></div>	0	0	0	0	24
Against	3	11.11%	<div><div></div></div>	0	0	0	0	3
Total Votes Cast	27	100.00%	<div><div></div></div>	0	0	0	0	27
Overvotes	0			0	0	0	0	0
Undervotes	0			0	0	0	0	0
Contest Totals	27			0	0	0	0	27

## LB 28

### Proposition 1 – State of Texas

Vote For 1

	TOTAL	VOTE %	Election Day	Early Voting	Ballots By Mail	Provision al	Limited Ballot
For	0		0	0	0	0	0
Against	0		0	0	0	0	0
Total Votes Cast	0		0	0	0	0	0
Overvotes	0		0	0	0	0	0
Undervotes	0		0	0	0	0	0
Contest Totals	0		0	0	0	0	0

### Proposition 2 – State of Texas

Vote For 1

	TOTAL	VOTE %	Election Day	Early Voting	Ballots By Mail	Provision al	Limited Ballot
For	0		0	0	0	0	0
Against	0		0	0	0	0	0
Total Votes Cast	0		0	0	0	0	0
Overvotes	0		0	0	0	0	0
Undervotes	0		0	0	0	0	0
Contest Totals	0		0	0	0	0	0

### Proposition 3 – State of Texas

Vote For 1

	TOTAL	VOTE %	Election Day	Early Voting	Ballots By Mail	Provision al	Limited Ballot
For	0		0	0	0	0	0
Against	0		0	0	0	0	0
Total Votes Cast	0		0	0	0	0	0
Overvotes	0		0	0	0	0	0
Undervotes	0		0	0	0	0	0
Contest Totals	0		0	0	0	0	0

### Proposition 4 – State of Texas

Vote For 1

	TOTAL	VOTE %	Election Day	Early Voting	Ballots By Mail	Provision al	Limited Ballot
For	0		0	0	0	0	0
Against	0		0	0	0	0	0
Total Votes Cast	0		0	0	0	0	0
Overvotes	0		0	0	0	0	0
Undervotes	0		0	0	0	0	0
Contest Totals	0		0	0	0	0	0

## LB 28

### Proposition 5 – State of Texas

Vote For 1

	TOTAL	VOTE %	Election Day	Early Voting	Ballots By Mail	Provision al	Limited Ballot
For	0		0	0	0	0	0
Against	0		0	0	0	0	0
Total Votes Cast	0		0	0	0	0	0
Overvotes	0		0	0	0	0	0
Undervotes	0		0	0	0	0	0
Contest Totals	0		0	0	0	0	0

### Proposition 6 – State of Texas

Vote For 1

	TOTAL	VOTE %	Election Day	Early Voting	Ballots By Mail	Provision al	Limited Ballot
For	0		0	0	0	0	0
Against	0		0	0	0	0	0
Total Votes Cast	0		0	0	0	0	0
Overvotes	0		0	0	0	0	0
Undervotes	0		0	0	0	0	0
Contest Totals	0		0	0	0	0	0

### Proposition 7 – State of Texas

Vote For 1

	TOTAL	VOTE %	Election Day	Early Voting	Ballots By Mail	Provision al	Limited Ballot
For	0		0	0	0	0	0
Against	0		0	0	0	0	0
Total Votes Cast	0		0	0	0	0	0
Overvotes	0		0	0	0	0	0
Undervotes	0		0	0	0	0	0
Contest Totals	0		0	0	0	0	0

### Proposition 8 – State of Texas

Vote For 1

	TOTAL	VOTE %	Election Day	Early Voting	Ballots By Mail	Provision al	Limited Ballot
For	0		0	0	0	0	0
Against	0		0	0	0	0	0
Total Votes Cast	0		0	0	0	0	0
Overvotes	0		0	0	0	0	0
Undervotes	0		0	0	0	0	0
Contest Totals	0		0	0	0	0	0

## LB 28

### Proposition 9 – State of Texas

Vote For 1

	TOTAL	VOTE %	Election Day	Early Voting	Ballots By Mail	Provision al	Limited Ballot
For	0		0	0	0	0	0
Against	0		0	0	0	0	0
Total Votes Cast	0		0	0	0	0	0
Overvotes	0		0	0	0	0	0
Undervotes	0		0	0	0	0	0
Contest Totals	0		0	0	0	0	0

### Proposition 10 – State of Texas

Vote For 1

	TOTAL	VOTE %	Election Day	Early Voting	Ballots By Mail	Provision al	Limited Ballot
For	0		0	0	0	0	0
Against	0		0	0	0	0	0
Total Votes Cast	0		0	0	0	0	0
Overvotes	0		0	0	0	0	0
Undervotes	0		0	0	0	0	0
Contest Totals	0		0	0	0	0	0

### Proposition 11 – State of Texas

Vote For 1

	TOTAL	VOTE %	Election Day	Early Voting	Ballots By Mail	Provision al	Limited Ballot
For	0		0	0	0	0	0
Against	0		0	0	0	0	0
Total Votes Cast	0		0	0	0	0	0
Overvotes	0		0	0	0	0	0
Undervotes	0		0	0	0	0	0
Contest Totals	0		0	0	0	0	0

### Proposition 12 – State of Texas

Vote For 1

	TOTAL	VOTE %	Election Day	Early Voting	Ballots By Mail	Provision al	Limited Ballot
For	0		0	0	0	0	0
Against	0		0	0	0	0	0
Total Votes Cast	0		0	0	0	0	0
Overvotes	0		0	0	0	0	0
Undervotes	0		0	0	0	0	0
Contest Totals	0		0	0	0	0	0

## LB 28

### Proposition 13 – State of Texas

Vote For 1

	TOTAL	VOTE %	Election Day	Early Voting	Ballots By Mail	Provision al	Limited Ballot
For	0		0	0	0	0	0
Against	0		0	0	0	0	0
Total Votes Cast	0		0	0	0	0	0
Overvotes	0		0	0	0	0	0
Undervotes	0		0	0	0	0	0
Contest Totals	0		0	0	0	0	0

### Proposition 14 – State of Texas

Vote For 1

	TOTAL	VOTE %	Election Day	Early Voting	Ballots By Mail	Provision al	Limited Ballot
For	0		0	0	0	0	0
Against	0		0	0	0	0	0
Total Votes Cast	0		0	0	0	0	0
Overvotes	0		0	0	0	0	0
Undervotes	0		0	0	0	0	0
Contest Totals	0		0	0	0	0	0

### Alderman Place 1 – City of Josephine

Vote For 1

	TOTAL	VOTE %	Election Day	Early Voting	Ballots By Mail	Provision al	Limited Ballot
Doug Ewing	0		0	0	0	0	0
Total Votes Cast	0		0	0	0	0	0
Overvotes	0		0	0	0	0	0
Undervotes	0		0	0	0	0	0
Contest Totals	0		0	0	0	0	0

### Alderman Place 2 – City of Josephine

Vote For 1

	TOTAL	VOTE %	Election Day	Early Voting	Ballots By Mail	Provision al	Limited Ballot
Jane Ridgway	0		0	0	0	0	0
Brad Ahlfinger	0		0	0	0	0	0
Total Votes Cast	0		0	0	0	0	0
Overvotes	0		0	0	0	0	0
Undervotes	0		0	0	0	0	0
Contest Totals	0		0	0	0	0	0

## LB 28

### Alderman Place 3 – City of Josephine

Vote For 1

	TOTAL	VOTE %	Election Day	Early Voting	Ballots By Mail	Provision al	Limited Ballot
Alex Esquivel	0		0	0	0	0	0
Total Votes Cast	0		0	0	0	0	0
Overvotes	0		0	0	0	0	0
Undervotes	0		0	0	0	0	0
Contest Totals	0		0	0	0	0	0

### Alderman Place 4 – City of Josephine

Vote For 1

	TOTAL	VOTE %	Election Day	Early Voting	Ballots By Mail	Provision al	Limited Ballot
Pamela Sardo	0		0	0	0	0	0
Chad Hawkins	0		0	0	0	0	0
Douglas E. Thomas	0		0	0	0	0	0
Total Votes Cast	0		0	0	0	0	0
Overvotes	0		0	0	0	0	0
Undervotes	0		0	0	0	0	0
Contest Totals	0		0	0	0	0	0

## LB 29

### Proposition 1 – State of Texas

Vote For 1

	TOTAL	VOTE %		Election Day	Early Voting	Ballots By Mail	Provision al	Limited Ballot
For	1	100.00%	<div></div>	0	0	0	0	1
Against	0	0.00%	<div></div>	0	0	0	0	0
Total Votes Cast	1	100.00%	<div></div>	0	0	0	0	1
Overvotes	0			0	0	0	0	0
Undervotes	0			0	0	0	0	0
Contest Totals	1			0	0	0	0	1

### Proposition 2 – State of Texas

Vote For 1

	TOTAL	VOTE %		Election Day	Early Voting	Ballots By Mail	Provision al	Limited Ballot
For	1	100.00%	<div></div>	0	0	0	0	1
Against	0	0.00%	<div></div>	0	0	0	0	0
Total Votes Cast	1	100.00%	<div></div>	0	0	0	0	1
Overvotes	0			0	0	0	0	0
Undervotes	0			0	0	0	0	0
Contest Totals	1			0	0	0	0	1

### Proposition 3 – State of Texas

Vote For 1

	TOTAL	VOTE %		Election Day	Early Voting	Ballots By Mail	Provision al	Limited Ballot
For	0			0	0	0	0	0
Against	0			0	0	0	0	0
Total Votes Cast	0			0	0	0	0	0
Overvotes	0			0	0	0	0	0
Undervotes	1			0	0	0	0	1
Contest Totals	1			0	0	0	0	1

### Proposition 4 – State of Texas

Vote For 1

	TOTAL	VOTE %		Election Day	Early Voting	Ballots By Mail	Provision al	Limited Ballot
For	1	100.00%	<div></div>	0	0	0	0	1
Against	0	0.00%	<div></div>	0	0	0	0	0
Total Votes Cast	1	100.00%	<div></div>	0	0	0	0	1
Overvotes	0			0	0	0	0	0
Undervotes	0			0	0	0	0	0
Contest Totals	1			0	0	0	0	1



## LB 29

### Proposition 5 – State of Texas

Vote For 1

	TOTAL	VOTE %		Election Day	Early Voting	Ballots By Mail	Provision al	Limited Ballot
For	1	100.00%	<div></div>	0	0	0	0	1
Against	0	0.00%	<div></div>	0	0	0	0	0
Total Votes Cast	1	100.00%	<div></div>	0	0	0	0	1
Overvotes	0			0	0	0	0	0
Undervotes	0			0	0	0	0	0
Contest Totals	1			0	0	0	0	1

### Proposition 6 – State of Texas

Vote For 1

	TOTAL	VOTE %		Election Day	Early Voting	Ballots By Mail	Provision al	Limited Ballot
For	1	100.00%	<div></div>	0	0	0	0	1
Against	0	0.00%	<div></div>	0	0	0	0	0
Total Votes Cast	1	100.00%	<div></div>	0	0	0	0	1
Overvotes	0			0	0	0	0	0
Undervotes	0			0	0	0	0	0
Contest Totals	1			0	0	0	0	1

### Proposition 7 – State of Texas

Vote For 1

	TOTAL	VOTE %		Election Day	Early Voting	Ballots By Mail	Provision al	Limited Ballot
For	1	100.00%	<div></div>	0	0	0	0	1
Against	0	0.00%	<div></div>	0	0	0	0	0
Total Votes Cast	1	100.00%	<div></div>	0	0	0	0	1
Overvotes	0			0	0	0	0	0
Undervotes	0			0	0	0	0	0
Contest Totals	1			0	0	0	0	1

### Proposition 8 – State of Texas

Vote For 1

	TOTAL	VOTE %		Election Day	Early Voting	Ballots By Mail	Provision al	Limited Ballot
For	1	100.00%	<div></div>	0	0	0	0	1
Against	0	0.00%	<div></div>	0	0	0	0	0
Total Votes Cast	1	100.00%	<div></div>	0	0	0	0	1
Overvotes	0			0	0	0	0	0
Undervotes	0			0	0	0	0	0
Contest Totals	1			0	0	0	0	1

## LB 29

### Proposition 9 – State of Texas

Vote For 1

	TOTAL	VOTE %		Election Day	Early Voting	Ballots By Mail	Provision al	Limited Ballot
For	1	100.00%	<div></div>	0	0	0	0	1
Against	0	0.00%	<div></div>	0	0	0	0	0
Total Votes Cast	1	100.00%	<div></div>	0	0	0	0	1
Overvotes	0			0	0	0	0	0
Undervotes	0			0	0	0	0	0
Contest Totals	1			0	0	0	0	1

### Proposition 10 – State of Texas

Vote For 1

	TOTAL	VOTE %		Election Day	Early Voting	Ballots By Mail	Provision al	Limited Ballot
For	1	100.00%	<div></div>	0	0	0	0	1
Against	0	0.00%	<div></div>	0	0	0	0	0
Total Votes Cast	1	100.00%	<div></div>	0	0	0	0	1
Overvotes	0			0	0	0	0	0
Undervotes	0			0	0	0	0	0
Contest Totals	1			0	0	0	0	1

### Proposition 11 – State of Texas

Vote For 1

	TOTAL	VOTE %		Election Day	Early Voting	Ballots By Mail	Provision al	Limited Ballot
For	0			0	0	0	0	0
Against	0			0	0	0	0	0
Total Votes Cast	0			0	0	0	0	0
Overvotes	0			0	0	0	0	0
Undervotes	1			0	0	0	0	1
Contest Totals	1			0	0	0	0	1

### Proposition 12 – State of Texas

Vote For 1

	TOTAL	VOTE %		Election Day	Early Voting	Ballots By Mail	Provision al	Limited Ballot
For	0			0	0	0	0	0
Against	0			0	0	0	0	0
Total Votes Cast	0			0	0	0	0	0
Overvotes	0			0	0	0	0	0
Undervotes	1			0	0	0	0	1
Contest Totals	1			0	0	0	0	1

## LB 29

### Proposition 13 – State of Texas

Vote For 1

	TOTAL	VOTE %	Election Day	Early Voting	Ballots By Mail	Provisional	Limited Ballot
For	0		0	0	0	0	0
Against	0		0	0	0	0	0
Total Votes Cast	0		0	0	0	0	0
Overvotes	0		0	0	0	0	0
Undervotes	1		0	0	0	0	1
Contest Totals	1		0	0	0	0	1

### Proposition 14 – State of Texas

Vote For 1

	TOTAL	VOTE %	Election Day	Early Voting	Ballots By Mail	Provisional	Limited Ballot
For	1	100.00% <div><div></div></div>	0	0	0	0	1
Against	0	0.00% <div><div></div></div>	0	0	0	0	0
Total Votes Cast	1	100.00% <div><div></div></div>	0	0	0	0	1
Overvotes	0		0	0	0	0	0
Undervotes	0		0	0	0	0	0
Contest Totals	1		0	0	0	0	1

### Proposition A – Prosper ISD

Vote For 1

	TOTAL	VOTE %	Election Day	Early Voting	Ballots By Mail	Provisional	Limited Ballot
FOR	1	100.00% <div><div></div></div>	0	0	0	0	1
AGAINST	0	0.00% <div><div></div></div>	0	0	0	0	0
Total Votes Cast	1	100.00% <div><div></div></div>	0	0	0	0	1
Overvotes	0		0	0	0	0	0
Undervotes	0		0	0	0	0	0
Contest Totals	1		0	0	0	0	1

### Proposition B – Prosper ISD

Vote For 1

	TOTAL	VOTE %	Election Day	Early Voting	Ballots By Mail	Provisional	Limited Ballot
FOR	1	100.00% <div><div></div></div>	0	0	0	0	1
AGAINST	0	0.00% <div><div></div></div>	0	0	0	0	0
Total Votes Cast	1	100.00% <div><div></div></div>	0	0	0	0	1
Overvotes	0		0	0	0	0	0
Undervotes	0		0	0	0	0	0
Contest Totals	1		0	0	0	0	1

## LB 29

### Proposition C – Prosper ISD

Vote For 1

	TOTAL	VOTE %		Election Day	Early Voting	Ballots By Mail	Provision al	Limited Ballot
FOR	1	100.00%	<div></div>	0	0	0	0	1
AGAINST	0	0.00%	<div></div>	0	0	0	0	0
Total Votes Cast	1	100.00%	<div></div>	0	0	0	0	1
Overvotes	0			0	0	0	0	0
Undervotes	0			0	0	0	0	0
Contest Totals	1			0	0	0	0	1

### Proposition D – Prosper ISD

Vote For 1

	TOTAL	VOTE %		Election Day	Early Voting	Ballots By Mail	Provision al	Limited Ballot
FOR	1	100.00%	<div></div>	0	0	0	0	1
AGAINST	0	0.00%	<div></div>	0	0	0	0	0
Total Votes Cast	1	100.00%	<div></div>	0	0	0	0	1
Overvotes	0			0	0	0	0	0
Undervotes	0			0	0	0	0	0
Contest Totals	1			0	0	0	0	1

## LB 30

### Proposition 1 – State of Texas

Vote For 1

	TOTAL	VOTE %	Election Day	Early Voting	Ballots By Mail	Provision al	Limited Ballot
For	0		0	0	0	0	0
Against	0		0	0	0	0	0
Total Votes Cast	0		0	0	0	0	0
Overvotes	0		0	0	0	0	0
Undervotes	0		0	0	0	0	0
Contest Totals	0		0	0	0	0	0

### Proposition 2 – State of Texas

Vote For 1

	TOTAL	VOTE %	Election Day	Early Voting	Ballots By Mail	Provision al	Limited Ballot
For	0		0	0	0	0	0
Against	0		0	0	0	0	0
Total Votes Cast	0		0	0	0	0	0
Overvotes	0		0	0	0	0	0
Undervotes	0		0	0	0	0	0
Contest Totals	0		0	0	0	0	0

### Proposition 3 – State of Texas

Vote For 1

	TOTAL	VOTE %	Election Day	Early Voting	Ballots By Mail	Provision al	Limited Ballot
For	0		0	0	0	0	0
Against	0		0	0	0	0	0
Total Votes Cast	0		0	0	0	0	0
Overvotes	0		0	0	0	0	0
Undervotes	0		0	0	0	0	0
Contest Totals	0		0	0	0	0	0

### Proposition 4 – State of Texas

Vote For 1

	TOTAL	VOTE %	Election Day	Early Voting	Ballots By Mail	Provision al	Limited Ballot
For	0		0	0	0	0	0
Against	0		0	0	0	0	0
Total Votes Cast	0		0	0	0	0	0
Overvotes	0		0	0	0	0	0
Undervotes	0		0	0	0	0	0
Contest Totals	0		0	0	0	0	0

## LB 30

### Proposition 5 – State of Texas

Vote For 1

	TOTAL	VOTE %	Election Day	Early Voting	Ballots By Mail	Provision al	Limited Ballot
For	0		0	0	0	0	0
Against	0		0	0	0	0	0
Total Votes Cast	0		0	0	0	0	0
Overvotes	0		0	0	0	0	0
Undervotes	0		0	0	0	0	0
Contest Totals	0		0	0	0	0	0

### Proposition 6 – State of Texas

Vote For 1

	TOTAL	VOTE %	Election Day	Early Voting	Ballots By Mail	Provision al	Limited Ballot
For	0		0	0	0	0	0
Against	0		0	0	0	0	0
Total Votes Cast	0		0	0	0	0	0
Overvotes	0		0	0	0	0	0
Undervotes	0		0	0	0	0	0
Contest Totals	0		0	0	0	0	0

### Proposition 7 – State of Texas

Vote For 1

	TOTAL	VOTE %	Election Day	Early Voting	Ballots By Mail	Provision al	Limited Ballot
For	0		0	0	0	0	0
Against	0		0	0	0	0	0
Total Votes Cast	0		0	0	0	0	0
Overvotes	0		0	0	0	0	0
Undervotes	0		0	0	0	0	0
Contest Totals	0		0	0	0	0	0

### Proposition 8 – State of Texas

Vote For 1

	TOTAL	VOTE %	Election Day	Early Voting	Ballots By Mail	Provision al	Limited Ballot
For	0		0	0	0	0	0
Against	0		0	0	0	0	0
Total Votes Cast	0		0	0	0	0	0
Overvotes	0		0	0	0	0	0
Undervotes	0		0	0	0	0	0
Contest Totals	0		0	0	0	0	0

## LB 30

### Proposition 9 – State of Texas

Vote For 1

	TOTAL	VOTE %	Election Day	Early Voting	Ballots By Mail	Provision al	Limited Ballot
For	0		0	0	0	0	0
Against	0		0	0	0	0	0
Total Votes Cast	0		0	0	0	0	0
Overvotes	0		0	0	0	0	0
Undervotes	0		0	0	0	0	0
Contest Totals	0		0	0	0	0	0

### Proposition 10 – State of Texas

Vote For 1

	TOTAL	VOTE %	Election Day	Early Voting	Ballots By Mail	Provision al	Limited Ballot
For	0		0	0	0	0	0
Against	0		0	0	0	0	0
Total Votes Cast	0		0	0	0	0	0
Overvotes	0		0	0	0	0	0
Undervotes	0		0	0	0	0	0
Contest Totals	0		0	0	0	0	0

### Proposition 11 – State of Texas

Vote For 1

	TOTAL	VOTE %	Election Day	Early Voting	Ballots By Mail	Provision al	Limited Ballot
For	0		0	0	0	0	0
Against	0		0	0	0	0	0
Total Votes Cast	0		0	0	0	0	0
Overvotes	0		0	0	0	0	0
Undervotes	0		0	0	0	0	0
Contest Totals	0		0	0	0	0	0

### Proposition 12 – State of Texas

Vote For 1

	TOTAL	VOTE %	Election Day	Early Voting	Ballots By Mail	Provision al	Limited Ballot
For	0		0	0	0	0	0
Against	0		0	0	0	0	0
Total Votes Cast	0		0	0	0	0	0
Overvotes	0		0	0	0	0	0
Undervotes	0		0	0	0	0	0
Contest Totals	0		0	0	0	0	0

## LB 30

### Proposition 13 – State of Texas

Vote For 1

	TOTAL	VOTE %	Election Day	Early Voting	Ballots By Mail	Provision al	Limited Ballot
For	0		0	0	0	0	0
Against	0		0	0	0	0	0
Total Votes Cast	0		0	0	0	0	0
Overvotes	0		0	0	0	0	0
Undervotes	0		0	0	0	0	0
Contest Totals	0		0	0	0	0	0

### Proposition 14 – State of Texas

Vote For 1

	TOTAL	VOTE %	Election Day	Early Voting	Ballots By Mail	Provision al	Limited Ballot
For	0		0	0	0	0	0
Against	0		0	0	0	0	0
Total Votes Cast	0		0	0	0	0	0
Overvotes	0		0	0	0	0	0
Undervotes	0		0	0	0	0	0
Contest Totals	0		0	0	0	0	0

### Proposition A – Wylie ISD

Vote For 1

	TOTAL	VOTE %	Election Day	Early Voting	Ballots By Mail	Provision al	Limited Ballot
FOR	0		0	0	0	0	0
AGAINST	0		0	0	0	0	0
Total Votes Cast	0		0	0	0	0	0
Overvotes	0		0	0	0	0	0
Undervotes	0		0	0	0	0	0
Contest Totals	0		0	0	0	0	0