


Summary Results Report
General and Special Elections
November 7th, 2023

UNOFFICIAL RESULTS
EV Combined Accumulated Totals
Collin County

Statistics	TOTAL	Early Voting	Ballots By Mail	Limited Ballot
Registered Voters - Total	706,388			
Ballots Cast - Total	48,665	46,907	1,730	28
Voter Turnout - Total	6.89%			






Collin County Seal
Watermark Seal for Collin County.
Collin County Government

Summary Results Report
General and Special Elections
November 7th, 2023

UNOFFICIAL RESULTS
EV Combined Accumulated Totals
Collin County




Proposition 1 – State of Texas

Vote For 1

	TOTAL	VOTE %		Early Voting	Ballots By Mail	Limited Ballot
For	35,828	75.51%		34,544	1,265	19
Against	11,618	24.49%		11,200	409	9
Total Votes Cast	47,446	100.00%		45,744	1,674	28
Overvotes	0			0	0	0
Undervotes	1,219			1,163	56	0
Contest Totals	48,665			46,907	1,730	28




Proposition 2 – State of Texas

Vote For 1

	TOTAL	VOTE %		Early Voting	Ballots By Mail	Limited Ballot
For	29,789	64.08%		28,659	1,108	22
Against	16,695	35.92%		16,145	546	4
Total Votes Cast	46,484	100.00%		44,804	1,654	26
Overvotes	0			0	0	0
Undervotes	2,181			2,103	76	2
Contest Totals	48,665			46,907	1,730	28




Proposition 3 – State of Texas

Vote For 1

	TOTAL	VOTE %		Early Voting	Ballots By Mail	Limited Ballot
For	33,318	71.19%		32,203	1,098	17
Against	13,486	28.81%		12,907	570	9
Total Votes Cast	46,804	100.00%		45,110	1,668	26
Overvotes	0			0	0	0
Undervotes	1,861			1,797	62	2
Contest Totals	48,665			46,907	1,730	28

Proposition 4 – State of Texas

Vote For 1




	TOTAL	VOTE %		Early Voting	Ballots By Mail	Limited Ballot
For	40,626	86.10%		39,240	1,359	27
Against	6,560	13.90%		6,254	306	0
Total Votes Cast	47,186	100.00%		45,494	1,665	27
Overvotes	1			0	1	0
Undervotes	1,478			1,413	64	1
Contest Totals	48,665			46,907	1,730	28

Summary Results Report
General and Special Elections
November 7th, 2023

UNOFFICIAL RESULTS
EV Combined Accumulated Totals
Collin County




Proposition 5 – State of Texas

Vote For 1

	TOTAL	VOTE %		Early Voting	Ballots By Mail	Limited Ballot
For	30,504	65.30%		29,324	1,160	20
Against	16,211	34.70%		15,706	497	8
Total Votes Cast	46,715	100.00%		45,030	1,657	28
Overvotes	0			0	0	0
Undervotes	1,950			1,877	73	0
Contest Totals	48,665			46,907	1,730	28




Proposition 6 – State of Texas

Vote For 1

	TOTAL	VOTE %		Early Voting	Ballots By Mail	Limited Ballot
For	37,930	80.46%		36,476	1,431	23
Against	9,212	19.54%		8,969	238	5
Total Votes Cast	47,142	100.00%		45,445	1,669	28
Overvotes	0			0	0	0
Undervotes	1,523			1,462	61	0
Contest Totals	48,665			46,907	1,730	28




Proposition 7 – State of Texas

Vote For 1

	TOTAL	VOTE %		Early Voting	Ballots By Mail	Limited Ballot
For	31,081	65.79%		29,908	1,156	17
Against	16,161	34.21%		15,624	526	11
Total Votes Cast	47,242	100.00%		45,532	1,682	28
Overvotes	0			0	0	0
Undervotes	1,423			1,375	48	0
Contest Totals	48,665			46,907	1,730	28

Proposition 8 – State of Texas

Vote For 1




	TOTAL	VOTE %		Early Voting	Ballots By Mail	Limited Ballot
For	33,185	70.84%		31,915	1,248	22
Against	13,657	29.16%		13,235	416	6
Total Votes Cast	46,842	100.00%		45,150	1,664	28
Overvotes	0			0	0	0
Undervotes	1,823			1,757	66	0
Contest Totals	48,665			46,907	1,730	28

Summary Results Report
General and Special Elections
November 7th, 2023

UNOFFICIAL RESULTS
EV Combined Accumulated Totals
Collin County




Proposition 9 – State of Texas

Vote For 1

	TOTAL	VOTE %		Early Voting	Ballots By Mail	Limited Ballot
For	39,365	82.70%		37,902	1,439	24
Against	8,232	17.30%		7,976	252	4
Total Votes Cast	47,597	100.00%		45,878	1,691	28
Overvotes	0			0	0	0
Undervotes	1,068			1,029	39	0
Contest Totals	48,665			46,907	1,730	28




Proposition 10 – State of Texas

Vote For 1

	TOTAL	VOTE %		Early Voting	Ballots By Mail	Limited Ballot
For	24,382	52.88%		23,340	1,026	16
Against	21,730	47.12%		21,087	632	11
Total Votes Cast	46,112	100.00%		44,427	1,658	27
Overvotes	0			0	0	0
Undervotes	2,553			2,480	72	1
Contest Totals	48,665			46,907	1,730	28




Proposition 11 – State of Texas

Vote For 1

	TOTAL	VOTE %		Early Voting	Ballots By Mail	Limited Ballot
For	28,494	64.27%		27,342	1,132	20
Against	15,842	35.73%		15,375	461	6
Total Votes Cast	44,336	100.00%		42,717	1,593	26
Overvotes	0			0	0	0
Undervotes	4,329			4,190	137	2
Contest Totals	48,665			46,907	1,730	28

Proposition 12 – State of Texas

Vote For 1




	TOTAL	VOTE %		Early Voting	Ballots By Mail	Limited Ballot
For	24,053	57.16%		23,157	884	12
Against	18,030	42.84%		17,402	616	12
Total Votes Cast	42,083	100.00%		40,559	1,500	24
Overvotes	0			0	0	0
Undervotes	6,582			6,348	230	4
Contest Totals	48,665			46,907	1,730	28

Summary Results Report
General and Special Elections
November 7th, 2023

UNOFFICIAL RESULTS
EV Combined Accumulated Totals
Collin County




Proposition 13 – State of Texas

Vote For 1

	TOTAL	VOTE %		Early Voting	Ballots By Mail	Limited Ballot
For	17,562	38.01%		16,919	631	12
Against	28,643	61.99%		27,610	1,019	14
Total Votes Cast	46,205	100.00%		44,529	1,650	26
Overvotes	0			0	0	0
Undervotes	2,460			2,378	80	2
Contest Totals	48,665			46,907	1,730	28




Proposition 14 – State of Texas

Vote For 1

	TOTAL	VOTE %		Early Voting	Ballots By Mail	Limited Ballot
For	35,643	76.33%		34,343	1,275	25
Against	11,054	23.67%		10,670	381	3
Total Votes Cast	46,697	100.00%		45,013	1,656	28
Overvotes	0			0	0	0
Undervotes	1,968			1,894	74	0
Contest Totals	48,665			46,907	1,730	28




Proposition A – Collin County

Vote For 1

	TOTAL	VOTE %		Early Voting	Ballots By Mail	Limited Ballot
For	26,122	56.07%		25,125	997	0
Against	20,467	43.93%		19,813	654	0
Total Votes Cast	46,589	100.00%		44,938	1,651	0
Overvotes	0			0	0	0
Undervotes	2,048			1,969	79	0
Contest Totals	48,637			46,907	1,730	0

Proposition B – Collin County

Vote For 1

	TOTAL	VOTE %		Early Voting	Ballots By Mail	Limited Ballot
For	30,842	65.90%		29,727	1,115	0
Against	15,956	34.10%		15,415	541	0
Total Votes Cast	46,798	100.00%		45,142	1,656	0
Overvotes	0			0	0	0
Undervotes	1,839			1,765	74	0
Contest Totals	48,637			46,907	1,730	0

Summary Results Report
General and Special Elections
November 7th, 2023

UNOFFICIAL RESULTS
EV Combined Accumulated Totals
Collin County

Proposition C – Collin County

Vote For 1

	TOTAL	VOTE %		Early Voting	Ballots By Mail	Limited Ballot
For	26,663	57.74%	<div><div></div></div>	25,660	1,003	0
Against	19,518	42.26%	<div><div></div></div>	18,881	637	0
Total Votes Cast	46,181	100.00%	<div><div></div></div>	44,541	1,640	0
Overvotes	0			0	0	0
Undervotes	2,456			2,366	90	0
Contest Totals	48,637			46,907	1,730	0

Proposition D – Collin County

Vote For 1

	TOTAL	VOTE %		Early Voting	Ballots By Mail	Limited Ballot
For	29,509	63.38%	<div><div></div></div>	28,479	1,030	0
Against	17,050	36.62%	<div><div></div></div>	16,426	624	0
Total Votes Cast	46,559	100.00%	<div><div></div></div>	44,905	1,654	0
Overvotes	0			0	0	0
Undervotes	2,078			2,002	76	0
Contest Totals	48,637			46,907	1,730	0

Proposition E – Collin County

Vote For 1

	TOTAL	VOTE %		Early Voting	Ballots By Mail	Limited Ballot
For	35,607	75.79%	<div><div></div></div>	34,294	1,313	0
Against	11,373	24.21%	<div><div></div></div>	11,028	345	0
Total Votes Cast	46,980	100.00%	<div><div></div></div>	45,322	1,658	0
Overvotes	0			0	0	0
Undervotes	1,657			1,585	72	0
Contest Totals	48,637			46,907	1,730	0

Proposition A – City of Allen

Vote For 1

	TOTAL	VOTE %		Early Voting	Ballots By Mail	Limited Ballot
For	4,400	78.43%	<div><div></div></div>	4,297	103	0
Against	1,210	21.57%	<div><div></div></div>	1,180	30	0
Total Votes Cast	5,610	100.00%	<div><div></div></div>	5,477	133	0
Overvotes	0			0	0	0
Undervotes	86			79	7	0
Contest Totals	5,696			5,556	140	0

Summary Results Report
General and Special Elections
November 7th, 2023

UNOFFICIAL RESULTS
EV Combined Accumulated Totals
Collin County

Proposition B – City of Allen

Vote For 1

	TOTAL	VOTE %		Early Voting	Ballots By Mail	Limited Ballot
For	3,167	57.12%	<div><div></div></div>	3,099	68	0
Against	2,377	42.88%	<div><div></div></div>	2,315	62	0
Total Votes Cast	5,544	100.00%	<div><div></div></div>	5,414	130	0
Overvotes	0			0	0	0
Undervotes	152			142	10	0
Contest Totals	5,696			5,556	140	0

Proposition C – City of Allen

Vote For 1

	TOTAL	VOTE %		Early Voting	Ballots By Mail	Limited Ballot
For	2,429	43.92%	<div><div></div></div>	2,373	56	0
Against	3,102	56.08%	<div><div></div></div>	3,026	76	0
Total Votes Cast	5,531	100.00%	<div><div></div></div>	5,399	132	0
Overvotes	0			0	0	0
Undervotes	165			157	8	0
Contest Totals	5,696			5,556	140	0

Proposition D – City of Allen

Vote For 1

	TOTAL	VOTE %		Early Voting	Ballots By Mail	Limited Ballot
For	3,490	62.59%	<div><div></div></div>	3,404	86	0
Against	2,086	37.41%	<div><div></div></div>	2,040	46	0
Total Votes Cast	5,576	100.00%	<div><div></div></div>	5,444	132	0
Overvotes	0			0	0	0
Undervotes	120			112	8	0
Contest Totals	5,696			5,556	140	0

Proposition E – City of Allen

Vote For 1

	TOTAL	VOTE %		Early Voting	Ballots By Mail	Limited Ballot
For	3,699	66.01%	<div><div></div></div>	3,606	93	0
Against	1,905	33.99%	<div><div></div></div>	1,866	39	0
Total Votes Cast	5,604	100.00%	<div><div></div></div>	5,472	132	0
Overvotes	0			0	0	0
Undervotes	92			84	8	0
Contest Totals	5,696			5,556	140	0

Alderman Place 1 – City of Josephine

Vote For 1

	TOTAL	VOTE %		Early Voting	Ballots By Mail	Limited Ballot
Doug Ewing	80	100.00%	<div><div></div></div>	80	0	0
Total Votes Cast	80	100.00%	<div><div></div></div>	80	0	0
Overvotes	0			0	0	0
Undervotes	40			40	0	0
Contest Totals	120			120	0	0

Summary Results Report
General and Special Elections
November 7th, 2023

UNOFFICIAL RESULTS
EV Combined Accumulated Totals
Collin County

Alderman Place 2 – City of Josephine

Vote For 1

	TOTAL	VOTE %		Early Voting	Ballots By Mail	Limited Ballot
Jane Ridgway	44	39.64%	<div><div></div></div>	44	0	0
Brad Ahlfinger	67	60.36%	<div><div></div></div>	67	0	0
Total Votes Cast	111	100.00%	<div><div></div></div>	111	0	0
Overvotes	0			0	0	0
Undervotes	9			9	0	0
Contest Totals	120			120	0	0

Alderman Place 3 – City of Josephine

Vote For 1

	TOTAL	VOTE %		Early Voting	Ballots By Mail	Limited Ballot
Alex Esquivel	74	100.00%	<div><div></div></div>	74	0	0
Total Votes Cast	74	100.00%	<div><div></div></div>	74	0	0
Overvotes	0			0	0	0
Undervotes	46			46	0	0
Contest Totals	120			120	0	0

Alderman Place 4 – City of Josephine

Vote For 1

	TOTAL	VOTE %		Early Voting	Ballots By Mail	Limited Ballot
Pamela Sardo	35	32.71%	<div><div></div></div>	35	0	0
Chad Hawkins	34	31.78%	<div><div></div></div>	34	0	0
Douglas E. Thomas	38	35.51%	<div><div></div></div>	38	0	0
Total Votes Cast	107	100.00%	<div><div></div></div>	107	0	0
Overvotes	0			0	0	0
Undervotes	13			13	0	0
Contest Totals	120			120	0	0

Mayor – City of Lavon

Vote For 1



	TOTAL	VOTE %		Early Voting	Ballots By Mail	Limited Ballot
Tyler West	80	24.32%	<div><div></div></div>	80	0	0
Vicki L. Sanson	224	68.09%	<div><div></div></div>	222	2	0
Letty Harrison	25	7.60%	<div><div></div></div>	25	0	0
Total Votes Cast	329	100.00%	<div><div></div></div>	327	2	0
Overvotes	0			0	0	0
Undervotes	19			19	0	0
Contest Totals	348			346	2	0

Summary Results Report
General and Special Elections
November 7th, 2023

UNOFFICIAL RESULTS
EV Combined Accumulated Totals
Collin County




City Council, Place 2 – City of Lavon

Vote For 1

	TOTAL	VOTE %		Early Voting	Ballots By Mail	Limited Ballot
Mike Cook	252	100.00%		250	2	0
Total Votes Cast	252	100.00%		250	2	0
Overvotes	0			0	0	0
Undervotes	96			96	0	0
Contest Totals	348			346	2	0



City Council, Place 4 – City of Lavon

Vote For 1

	TOTAL	VOTE %		Early Voting	Ballots By Mail	Limited Ballot
Ted Dill	164	61.65%		162	2	0
Tracy Filo	102	38.35%		102	0	0
Total Votes Cast	266	100.00%		264	2	0
Overvotes	0			0	0	0
Undervotes	82			82	0	0
Contest Totals	348			346	2	0




Mayor - City of Lowry Crossing

Vote For 1

	TOTAL	VOTE %		Early Voting	Ballots By Mail	Limited Ballot
Bob Pettitt	90	100.00%		84	6	0
Total Votes Cast	90	100.00%		84	6	0
Overvotes	0			0	0	0
Undervotes	39			37	2	0
Contest Totals	129			121	8	0



City Council Ward 1 – City of Lowry Crossing

Vote For 1

	TOTAL	VOTE %		Early Voting	Ballots By Mail	Limited Ballot
Scott Pitchure	14	56.00%		12	2	0
Pat Kelly	11	44.00%		9	2	0
Total Votes Cast	25	100.00%		21	4	0
Overvotes	0			0	0	0
Undervotes	6			5	1	0
Contest Totals	31			26	5	0

City Council Ward 2 – City of Lowry Crossing

Vote For 1

	TOTAL	VOTE %		Early Voting	Ballots By Mail	Limited Ballot
Cynthia Sandlin	33	100.00%		33	0	0
Total Votes Cast	33	100.00%		33	0	0
Overvotes	0			0	0	0
Undervotes	8			7	1	0
Contest Totals	41			40	1	0

Summary Results Report
General and Special Elections
November 7th, 2023

UNOFFICIAL RESULTS
EV Combined Accumulated Totals
Collin County

City Council Ward 3 – City of Lowry Crossing

Vote For 1

	TOTAL	VOTE %		Early Voting	Ballots By Mail	Limited Ballot
Cindy Cash	34	100.00%	<div><div></div></div>	32	2	0
Total Votes Cast	34	100.00%	<div><div></div></div>	32	2	0
Overvotes	0			0	0	0
Undervotes	23			23	0	0
Contest Totals	57			55	2	0

Proposition A – City of Lowry Crossing

Vote For 1

	TOTAL	VOTE %		Early Voting	Ballots By Mail	Limited Ballot
For	113	88.98%	<div><div></div></div>	105	8	0
Against	14	11.02%	<div><div></div></div>	14	0	0
Total Votes Cast	127	100.00%	<div><div></div></div>	119	8	0
Overvotes	0			0	0	0
Undervotes	2			2	0	0
Contest Totals	129			121	8	0

Proposition A – City of Melissa

Vote For 1

	TOTAL	VOTE %		Early Voting	Ballots By Mail	Limited Ballot
FOR	425	79.00%	<div><div></div></div>	416	9	0
AGAINST	113	21.00%	<div><div></div></div>	112	1	0
Total Votes Cast	538	100.00%	<div><div></div></div>	528	10	0
Overvotes	0			0	0	0
Undervotes	24			23	1	0
Contest Totals	562			551	11	0

Proposition B – City of Melissa

Vote For 1

	TOTAL	VOTE %		Early Voting	Ballots By Mail	Limited Ballot
FOR	415	76.99%	<div><div></div></div>	407	8	0
AGAINST	124	23.01%	<div><div></div></div>	121	3	0
Total Votes Cast	539	100.00%	<div><div></div></div>	528	11	0
Overvotes	0			0	0	0
Undervotes	23			23	0	0
Contest Totals	562			551	11	0

Proposition C – City of Melissa

Vote For 1




	TOTAL	VOTE %		Early Voting	Ballots By Mail	Limited Ballot
FOR	469	86.69%	<div><div></div></div>	459	10	0
AGAINST	72	13.31%	<div><div></div></div>	71	1	0
Total Votes Cast	541	100.00%	<div><div></div></div>	530	11	0
Overvotes	0			0	0	0
Undervotes	21			21	0	0
Contest Totals	562			551	11	0

Summary Results Report
General and Special Elections
November 7th, 2023

UNOFFICIAL RESULTS
EV Combined Accumulated Totals
Collin County




Proposition D – City of Melissa

Vote For 1

	TOTAL	VOTE %		Early Voting	Ballots By Mail	Limited Ballot
FOR	296	55.33%		286	10	0
AGAINST	239	44.67%		238	1	0
Total Votes Cast	535	100.00%		524	11	0
Overvotes	0			0	0	0
Undervotes	27			27	0	0
Contest Totals	562			551	11	0




Proposition E – City of Melissa

Vote For 1

	TOTAL	VOTE %		Early Voting	Ballots By Mail	Limited Ballot
FOR	366	71.91%		360	6	0
AGAINST	143	28.09%		140	3	0
Total Votes Cast	509	100.00%		500	9	0
Overvotes	0			0	0	0
Undervotes	53			51	2	0
Contest Totals	562			551	11	0




Proposition F – City of Melissa

Vote For 1

	TOTAL	VOTE %		Early Voting	Ballots By Mail	Limited Ballot
FOR	435	81.61%		426	9	0
AGAINST	98	18.39%		96	2	0
Total Votes Cast	533	100.00%		522	11	0
Overvotes	0			0	0	0
Undervotes	29			29	0	0
Contest Totals	562			551	11	0

Proposition G – City of Melissa

Vote For 1




	TOTAL	VOTE %		Early Voting	Ballots By Mail	Limited Ballot
FOR	479	90.21%		468	11	0
AGAINST	52	9.79%		52	0	0
Total Votes Cast	531	100.00%		520	11	0
Overvotes	0			0	0	0
Undervotes	31			31	0	0
Contest Totals	562			551	11	0

Summary Results Report
General and Special Elections
November 7th, 2023

UNOFFICIAL RESULTS
EV Combined Accumulated Totals
Collin County




Proposition H – City of Melissa

Vote For 1

	TOTAL	VOTE %		Early Voting	Ballots By Mail	Limited Ballot
FOR	427	79.96%		419	8	0
AGAINST	107	20.04%		104	3	0
Total Votes Cast	534	100.00%		523	11	0
Overvotes	0			0	0	0
Undervotes	28			28	0	0
Contest Totals	562			551	11	0




Proposition I – City of Melissa

Vote For 1

	TOTAL	VOTE %		Early Voting	Ballots By Mail	Limited Ballot
FOR	462	87.83%		453	9	0
AGAINST	64	12.17%		63	1	0
Total Votes Cast	526	100.00%		516	10	0
Overvotes	0			0	0	0
Undervotes	36			35	1	0
Contest Totals	562			551	11	0




Proposition J – City of Melissa

Vote For 1

	TOTAL	VOTE %		Early Voting	Ballots By Mail	Limited Ballot
FOR	472	88.89%		463	9	0
AGAINST	59	11.11%		58	1	0
Total Votes Cast	531	100.00%		521	10	0
Overvotes	0			0	0	0
Undervotes	31			30	1	0
Contest Totals	562			551	11	0

Proposition K – City of Melissa

Vote For 1




	TOTAL	VOTE %		Early Voting	Ballots By Mail	Limited Ballot
FOR	331	61.75%		326	5	0
AGAINST	205	38.25%		200	5	0
Total Votes Cast	536	100.00%		526	10	0
Overvotes	0			0	0	0
Undervotes	26			25	1	0
Contest Totals	562			551	11	0

Summary Results Report
General and Special Elections
November 7th, 2023

UNOFFICIAL RESULTS
EV Combined Accumulated Totals
Collin County




Proposition L – City of Melissa

Vote For 1

	TOTAL	VOTE %		Early Voting	Ballots By Mail	Limited Ballot
FOR	265	50.38%		260	5	0
AGAINST	261	49.62%		257	4	0
Total Votes Cast	526	100.00%		517	9	0
Overvotes	0			0	0	0
Undervotes	36			34	2	0
Contest Totals	562			551	11	0




Proposition M – City of Melissa

Vote For 1

	TOTAL	VOTE %		Early Voting	Ballots By Mail	Limited Ballot
FOR	480	88.24%		470	10	0
AGAINST	64	11.76%		63	1	0
Total Votes Cast	544	100.00%		533	11	0
Overvotes	0			0	0	0
Undervotes	18			18	0	0
Contest Totals	562			551	11	0




City Council, Place 2 – City of Murphy

Vote For 1

	TOTAL	VOTE %		Early Voting	Ballots By Mail	Limited Ballot
Chi Egwuekwe	502	42.65%		500	2	0
W. Scott Smith	675	57.35%		670	5	0
Total Votes Cast	1,177	100.00%		1,170	7	0
Overvotes	0			0	0	0
Undervotes	118			115	3	0
Contest Totals	1,295			1,285	10	0



Councilmember, Place 3 – City of Princeton

Vote For 1

	TOTAL	VOTE %		Early Voting	Ballots By Mail	Limited Ballot
Terrance J. Gilmore	296	38.14%		295	1	0
Bryan Washington	480	61.86%		474	6	0
Total Votes Cast	776	100.00%		769	7	0
Overvotes	0			0	0	0
Undervotes	77			75	2	0
Contest Totals	853			844	9	0

Councilmember, Place 4 – City of Princeton

Vote For 1

	TOTAL	VOTE %		Early Voting	Ballots By Mail	Limited Ballot
Ryan Gerfers	530	100.00%		525	5	0
Total Votes Cast	530	100.00%		525	5	0
Overvotes	0			0	0	0
Undervotes	323			319	4	0
Contest Totals	853			844	9	0

Summary Results Report
General and Special Elections
November 7th, 2023

UNOFFICIAL RESULTS
EV Combined Accumulated Totals
Collin County

Councilmember, Place 5 – City of Princeton

Vote For 1

	TOTAL	VOTE %		Early Voting	Ballots By Mail	Limited Ballot
Steven Deffibaugh	520	100.00%	<div><div></div></div>	515	5	0
Total Votes Cast	520	100.00%	<div><div></div></div>	515	5	0
Overvotes	0			0	0	0
Undervotes	333			329	4	0
Contest Totals	853			844	9	0

Councilmember, Place 6 – City of Princeton

Vote For 1

	TOTAL	VOTE %		Early Voting	Ballots By Mail	Limited Ballot
Ben Long	453	73.54%	<div><div></div></div>	449	4	0
Matthew Ickes	163	26.46%	<div><div></div></div>	160	3	0
Total Votes Cast	616	100.00%	<div><div></div></div>	609	7	0
Overvotes	0			0	0	0
Undervotes	237			235	2	0
Contest Totals	853			844	9	0

Councilmember, Place 7 – City of Princeton

Vote For 1

	TOTAL	VOTE %		Early Voting	Ballots By Mail	Limited Ballot
Bruce Johnson	284	40.00%	<div><div></div></div>	281	3	0
Carolyn David-Graves	426	60.00%	<div><div></div></div>	422	4	0
Total Votes Cast	710	100.00%	<div><div></div></div>	703	7	0
Overvotes	0			0	0	0
Undervotes	143			141	2	0
Contest Totals	853			844	9	0

Proposition A – City of Princeton

Vote For 1

	TOTAL	VOTE %		Early Voting	Ballots By Mail	Limited Ballot
For	583	71.62%	<div><div></div></div>	579	4	0
Against	231	28.38%	<div><div></div></div>	226	5	0
Total Votes Cast	814	100.00%	<div><div></div></div>	805	9	0
Overvotes	0			0	0	0
Undervotes	39			39	0	0
Contest Totals	853			844	9	0

Proposition B – City of Princeton

Vote For 1

	TOTAL	VOTE %		Early Voting	Ballots By Mail	Limited Ballot
For	584	71.13%	<div><div></div></div>	580	4	0
Against	237	28.87%	<div><div></div></div>	232	5	0
Total Votes Cast	821	100.00%	<div><div></div></div>	812	9	0
Overvotes	0			0	0	0
Undervotes	32			32	0	0
Contest Totals	853			844	9	0

Summary Results Report
General and Special Elections
November 7th, 2023

UNOFFICIAL RESULTS
EV Combined Accumulated Totals
Collin County

Proposition A – City of Weston

Vote For 1

	TOTAL	VOTE %		Early Voting	Ballots By Mail	Limited Ballot
For	5	18.52%		5	0	0
Against	22	81.48%		22	0	0
Total Votes Cast	27	100.00%		27	0	0
Overvotes	0			0	0	0
Undervotes	0			0	0	0
Contest Totals	27			27	0	0

For School Trustees – Princeton ISD

Vote For 2

	TOTAL	VOTE %		Early Voting	Ballots By Mail	Limited Ballot
Starla Sharpe	608	32.58%		598	10	0
Chad Jones	511	27.38%		506	5	0
Cyndi Darland	488	26.15%		482	6	0
Melissa Ait Belaid	259	13.88%		253	6	0
Total Votes Cast	1,866	100.00%		1,839	27	0
Overvotes	0			0	0	0
Undervotes	778			765	13	0
Contest Totals	2,644			2,604	40	0

Proposition A – Prosper ISD

Vote For 1

	TOTAL	VOTE %		Early Voting	Ballots By Mail	Limited Ballot
FOR	3,756	69.49%		3,695	60	1
AGAINST	1,649	30.51%		1,607	42	0
Total Votes Cast	5,405	100.00%		5,302	102	1
Overvotes	0			0	0	0
Undervotes	62			49	13	0
Contest Totals	5,467			5,351	115	1

Proposition B – Prosper ISD

Vote For 1




	TOTAL	VOTE %		Early Voting	Ballots By Mail	Limited Ballot
FOR	3,677	68.27%		3,621	55	1
AGAINST	1,709	31.73%		1,664	45	0
Total Votes Cast	5,386	100.00%		5,285	100	1
Overvotes	0			0	0	0
Undervotes	81			66	15	0
Contest Totals	5,467			5,351	115	1

Summary Results Report
General and Special Elections
November 7th, 2023

UNOFFICIAL RESULTS
EV Combined Accumulated Totals
Collin County




Proposition C – Prosper ISD

Vote For 1

	TOTAL	VOTE %		Early Voting	Ballots By Mail	Limited Ballot
FOR	2,652	49.25%		2,619	32	1
AGAINST	2,733	50.75%		2,661	72	0
Total Votes Cast	5,385	100.00%		5,280	104	1
Overvotes	0			0	0	0
Undervotes	82			71	11	0
Contest Totals	5,467			5,351	115	1




Proposition D – Prosper ISD

Vote For 1

	TOTAL	VOTE %		Early Voting	Ballots By Mail	Limited Ballot
FOR	3,207	59.59%		3,157	49	1
AGAINST	2,175	40.41%		2,120	55	0
Total Votes Cast	5,382	100.00%		5,277	104	1
Overvotes	0			0	0	0
Undervotes	85			74	11	0
Contest Totals	5,467			5,351	115	1




Proposition A – Wylie ISD

Vote For 1

	TOTAL	VOTE %		Early Voting	Ballots By Mail	Limited Ballot
FOR	2,067	55.39%		2,042	25	0
AGAINST	1,665	44.61%		1,626	39	0
Total Votes Cast	3,732	100.00%		3,668	64	0
Overvotes	0			0	0	0
Undervotes	91			87	4	0
Contest Totals	3,823			3,755	68	0

Proposition A – Blue Meadow MUD No. 2

Vote For 1

	TOTAL	VOTE %		Early Voting	Ballots By Mail	Limited Ballot
FOR	1	100.00%		1	0	0
AGAINST	0	0.00%		0	0	0
Total Votes Cast	1	100.00%		1	0	0
Overvotes	0			0	0	0
Undervotes	0			0	0	0
Contest Totals	1			1	0	0

Summary Results Report
General and Special Elections
November 7th, 2023

UNOFFICIAL RESULTS
EV Combined Accumulated Totals
Collin County

Proposition B – Blue Meadow MUD No. 2

Vote For 1

	TOTAL	VOTE %		Early Voting	Ballots By Mail	Limited Ballot
FOR	1	100.00%	<div><div></div></div>	1	0	0
AGAINST	0	0.00%	<div><div></div></div>	0	0	0
Total Votes Cast	1	100.00%	<div><div></div></div>	1	0	0
Overvotes	0			0	0	0
Undervotes	0			0	0	0
Contest Totals	1			1	0	0

Proposition C – Blue Meadow MUD No. 2

Vote For 1

	TOTAL	VOTE %		Early Voting	Ballots By Mail	Limited Ballot
FOR	1	100.00%	<div><div></div></div>	1	0	0
AGAINST	0	0.00%	<div><div></div></div>	0	0	0
Total Votes Cast	1	100.00%	<div><div></div></div>	1	0	0
Overvotes	0			0	0	0
Undervotes	0			0	0	0
Contest Totals	1			1	0	0

Proposition D – Blue Meadow MUD No. 2

Vote For 1

	TOTAL	VOTE %		Early Voting	Ballots By Mail	Limited Ballot
FOR	1	100.00%	<div><div></div></div>	1	0	0
AGAINST	0	0.00%	<div><div></div></div>	0	0	0
Total Votes Cast	1	100.00%	<div><div></div></div>	1	0	0
Overvotes	0			0	0	0
Undervotes	0			0	0	0
Contest Totals	1			1	0	0

Proposition E – Blue Meadow MUD No. 2

Vote For 1

	TOTAL	VOTE %		Early Voting	Ballots By Mail	Limited Ballot
FOR	1	100.00%	<div><div></div></div>	1	0	0
AGAINST	0	0.00%	<div><div></div></div>	0	0	0
Total Votes Cast	1	100.00%	<div><div></div></div>	1	0	0
Overvotes	0			0	0	0
Undervotes	0			0	0	0
Contest Totals	1			1	0	0

Summary Results Report
General and Special Elections
November 7th, 2023

UNOFFICIAL RESULTS
EV Combined Accumulated Totals
Collin County

Proposition F – Blue Meadow MUD No. 2

Vote For 1

	TOTAL	VOTE %		Early Voting	Ballots By Mail	Limited Ballot
FOR	1	100.00%	<div><div></div></div>	1	0	0
AGAINST	0	0.00%	<div><div></div></div>	0	0	0
Total Votes Cast	1	100.00%	<div><div></div></div>	1	0	0
Overvotes	0			0	0	0
Undervotes	0			0	0	0
Contest Totals	1			1	0	0

Proposition G – Blue Meadow MUD No. 2

Vote For 1

	TOTAL	VOTE %		Early Voting	Ballots By Mail	Limited Ballot
FOR	1	100.00%	<div><div></div></div>	1	0	0
AGAINST	0	0.00%	<div><div></div></div>	0	0	0
Total Votes Cast	1	100.00%	<div><div></div></div>	1	0	0
Overvotes	0			0	0	0
Undervotes	0			0	0	0
Contest Totals	1			1	0	0

Directors – Blue Meadow MUD No. 2

Vote For 5

	TOTAL	VOTE %		Early Voting	Ballots By Mail	Limited Ballot
Tommy McAden	1	20.00%	<div><div></div></div>	1	0	0
Christina Dolle	1	20.00%	<div><div></div></div>	1	0	0
Kennedy Layne Kraft	1	20.00%	<div><div></div></div>	1	0	0
Ethan Spradlin	1	20.00%	<div><div></div></div>	1	0	0
Lori Vinz	1	20.00%	<div><div></div></div>	1	0	0
Total Votes Cast	5	100.00%	<div><div></div></div>	5	0	0
Overvotes	0			0	0	0
Undervotes	0			0	0	0
Contest Totals	5			5	0	0

Collin County Seal
Watermark Seal for Collin County.
Collin County Government

Proposition A – Blue Meadow MUD No. 3

Vote For 1

	TOTAL	VOTE %		Early Voting	Ballots By Mail	Limited Ballot
FOR	1	100.00%	<div><div></div></div>	1	0	0
AGAINST	0	0.00%	<div><div></div></div>	0	0	0
Total Votes Cast	1	100.00%	<div><div></div></div>	1	0	0
Overvotes	0			0	0	0
Undervotes	0			0	0	0
Contest Totals	1			1	0	0

Summary Results Report
General and Special Elections
November 7th, 2023

UNOFFICIAL RESULTS
EV Combined Accumulated Totals
Collin County

Proposition B – Blue Meadow MUD No. 3

Vote For 1

	TOTAL	VOTE %		Early Voting	Ballots By Mail	Limited Ballot
FOR	1	100.00%	<div><div></div></div>	1	0	0
AGAINST	0	0.00%	<div><div></div></div>	0	0	0
Total Votes Cast	1	100.00%	<div><div></div></div>	1	0	0
Overvotes	0			0	0	0
Undervotes	0			0	0	0
Contest Totals	1			1	0	0

Proposition C – Blue Meadow MUD No. 3

Vote For 1

	TOTAL	VOTE %		Early Voting	Ballots By Mail	Limited Ballot
FOR	1	100.00%	<div><div></div></div>	1	0	0
AGAINST	0	0.00%	<div><div></div></div>	0	0	0
Total Votes Cast	1	100.00%	<div><div></div></div>	1	0	0
Overvotes	0			0	0	0
Undervotes	0			0	0	0
Contest Totals	1			1	0	0

Proposition D – Blue Meadow MUD No. 3

Vote For 1

	TOTAL	VOTE %		Early Voting	Ballots By Mail	Limited Ballot
FOR	1	100.00%	<div><div></div></div>	1	0	0
AGAINST	0	0.00%	<div><div></div></div>	0	0	0
Total Votes Cast	1	100.00%	<div><div></div></div>	1	0	0
Overvotes	0			0	0	0
Undervotes	0			0	0	0
Contest Totals	1			1	0	0

Proposition E – Blue Meadow MUD No. 3

Vote For 1

	TOTAL	VOTE %		Early Voting	Ballots By Mail	Limited Ballot
FOR	1	100.00%	<div><div></div></div>	1	0	0
AGAINST	0	0.00%	<div><div></div></div>	0	0	0
Total Votes Cast	1	100.00%	<div><div></div></div>	1	0	0
Overvotes	0			0	0	0
Undervotes	0			0	0	0
Contest Totals	1			1	0	0

Summary Results Report
General and Special Elections
November 7th, 2023

UNOFFICIAL RESULTS
EV Combined Accumulated Totals
Collin County

Proposition F – Blue Meadow MUD No. 3

Vote For 1

	TOTAL	VOTE %		Early Voting	Ballots By Mail	Limited Ballot
FOR	1	100.00%	<div><div></div></div>	1	0	0
AGAINST	0	0.00%	<div><div></div></div>	0	0	0
Total Votes Cast	1	100.00%	<div><div></div></div>	1	0	0
Overvotes	0			0	0	0
Undervotes	0			0	0	0
Contest Totals	1			1	0	0

Proposition G – Blue Meadow MUD No. 3

Vote For 1

	TOTAL	VOTE %		Early Voting	Ballots By Mail	Limited Ballot
FOR	1	100.00%	<div><div></div></div>	1	0	0
AGAINST	0	0.00%	<div><div></div></div>	0	0	0
Total Votes Cast	1	100.00%	<div><div></div></div>	1	0	0
Overvotes	0			0	0	0
Undervotes	0			0	0	0
Contest Totals	1			1	0	0

Directors – Blue Meadow MUD No. 3

Vote For 5

	TOTAL	VOTE %		Early Voting	Ballots By Mail	Limited Ballot
Madison Byrd	1	20.00%	<div><div></div></div>	1	0	0
Vancil Spradlin	1	20.00%	<div><div></div></div>	1	0	0
Hayley Halliburton	1	20.00%	<div><div></div></div>	1	0	0
Jim Vinz	1	20.00%	<div><div></div></div>	1	0	0
Collin Edmonds	1	20.00%	<div><div></div></div>	1	0	0
Total Votes Cast	5	100.00%	<div><div></div></div>	5	0	0
Overvotes	0			0	0	0
Undervotes	0			0	0	0
Contest Totals	5			5	0	0

Proposition A – Chambers Grove MUD No. 1

Vote For 1

	TOTAL	VOTE %		Early Voting	Ballots By Mail	Limited Ballot
FOR	1	100.00%	<div><div></div></div>	1	0	0
AGAINST	0	0.00%	<div><div></div></div>	0	0	0
Total Votes Cast	1	100.00%	<div><div></div></div>	1	0	0
Overvotes	0			0	0	0
Undervotes	0			0	0	0
Contest Totals	1			1	0	0

Collin County Seal
Watermark Seal for Collin County.
Collin County Government

Summary Results Report
General and Special Elections
November 7th, 2023

UNOFFICIAL RESULTS
EV Combined Accumulated Totals
Collin County

Proposition B – Chambers Grove MUD No. 1

Vote For 1

	TOTAL	VOTE %		Early Voting	Ballots By Mail	Limited Ballot
FOR	1	100.00%	<div><div></div></div>	1	0	0
AGAINST	0	0.00%	<div><div></div></div>	0	0	0
Total Votes Cast	1	100.00%	<div><div></div></div>	1	0	0
Overvotes	0			0	0	0
Undervotes	0			0	0	0
Contest Totals	1			1	0	0

Proposition C – Chambers Grove MUD No. 1

Vote For 1

	TOTAL	VOTE %		Early Voting	Ballots By Mail	Limited Ballot
FOR	1	100.00%	<div><div></div></div>	1	0	0
AGAINST	0	0.00%	<div><div></div></div>	0	0	0
Total Votes Cast	1	100.00%	<div><div></div></div>	1	0	0
Overvotes	0			0	0	0
Undervotes	0			0	0	0
Contest Totals	1			1	0	0

Proposition D – Chambers Grove MUD No. 1

Vote For 1

	TOTAL	VOTE %		Early Voting	Ballots By Mail	Limited Ballot
FOR	1	100.00%	<div><div></div></div>	1	0	0
AGAINST	0	0.00%	<div><div></div></div>	0	0	0
Total Votes Cast	1	100.00%	<div><div></div></div>	1	0	0
Overvotes	0			0	0	0
Undervotes	0			0	0	0
Contest Totals	1			1	0	0

Proposition E – Chambers Grove MUD No. 1

Vote For 1

	TOTAL	VOTE %		Early Voting	Ballots By Mail	Limited Ballot
FOR	1	100.00%	<div><div></div></div>	1	0	0
AGAINST	0	0.00%	<div><div></div></div>	0	0	0
Total Votes Cast	1	100.00%	<div><div></div></div>	1	0	0
Overvotes	0			0	0	0
Undervotes	0			0	0	0
Contest Totals	1			1	0	0

Summary Results Report
General and Special Elections
November 7th, 2023

UNOFFICIAL RESULTS
EV Combined Accumulated Totals
Collin County

Proposition F – Chambers Grove MUD No. 1

Vote For 1

	TOTAL	VOTE %		Early Voting	Ballots By Mail	Limited Ballot
FOR	1	100.00%	<div><div></div></div>	1	0	0
AGAINST	0	0.00%	<div><div></div></div>	0	0	0
Total Votes Cast	1	100.00%	<div><div></div></div>	1	0	0
Overvotes	0			0	0	0
Undervotes	0			0	0	0
Contest Totals	1			1	0	0

Directors – Chambers Grove MUD No. 1

Vote For 5

	TOTAL	VOTE %		Early Voting	Ballots By Mail	Limited Ballot
Kory Wilkinson	1	20.00%	<div><div></div></div>	1	0	0
Caitlyn Smith	1	20.00%	<div><div></div></div>	1	0	0
Seth Woodfin	1	20.00%	<div><div></div></div>	1	0	0
Matt Brost	1	20.00%	<div><div></div></div>	1	0	0
Stephen Rapp	1	20.00%	<div><div></div></div>	1	0	0
Total Votes Cast	5	100.00%	<div><div></div></div>	5	0	0
Overvotes	0			0	0	0
Undervotes	0			0	0	0
Contest Totals	5			5	0	0

Proposition A – Collin County MUD No. 10

Vote For 1

	TOTAL	VOTE %		Early Voting	Ballots By Mail	Limited Ballot
For	1	100.00%	<div><div></div></div>	1	0	0
Against	0	0.00%	<div><div></div></div>	0	0	0
Total Votes Cast	1	100.00%	<div><div></div></div>	1	0	0
Overvotes	0			0	0	0
Undervotes	0			0	0	0
Contest Totals	1			1	0	0

Directors – Collin County MUD No. 10

Vote For 5

	TOTAL	VOTE %		Early Voting	Ballots By Mail	Limited Ballot
Ashley Williams	1	20.00%	<div><div></div></div>	1	0	0
Brent Wall	1	20.00%	<div><div></div></div>	1	0	0
Blake Gustafson	1	20.00%	<div><div></div></div>	1	0	0
Michael Hanschen	1	20.00%	<div><div></div></div>	1	0	0
Matthew Ledlie	1	20.00%	<div><div></div></div>	1	0	0
Total Votes Cast	5	100.00%	<div><div></div></div>	5	0	0
Overvotes	0			0	0	0
Undervotes	0			0	0	0
Contest Totals	5			5	0	0

Collin County Seal
Watermark Seal for Collin County.
Collin County Government

Summary Results Report
General and Special Elections
November 7th, 2023

UNOFFICIAL RESULTS
EV Combined Accumulated Totals
Collin County

Proposition B – Collin County MUD No. 10

Vote For 1

	TOTAL	VOTE %		Early Voting	Ballots By Mail	Limited Ballot
For	1	100.00%	<div><div></div></div>	1	0	0
Against	0	0.00%	<div><div></div></div>	0	0	0
Total Votes Cast	1	100.00%	<div><div></div></div>	1	0	0
Overvotes	0			0	0	0
Undervotes	0			0	0	0
Contest Totals	1			1	0	0

Proposition C – Collin County MUD No. 10

Vote For 1

	TOTAL	VOTE %		Early Voting	Ballots By Mail	Limited Ballot
For	1	100.00%	<div><div></div></div>	1	0	0
Against	0	0.00%	<div><div></div></div>	0	0	0
Total Votes Cast	1	100.00%	<div><div></div></div>	1	0	0
Overvotes	0			0	0	0
Undervotes	0			0	0	0
Contest Totals	1			1	0	0

Proposition D – Collin County MUD No. 10

Vote For 1

	TOTAL	VOTE %		Early Voting	Ballots By Mail	Limited Ballot
For	1	100.00%	<div><div></div></div>	1	0	0
Against	0	0.00%	<div><div></div></div>	0	0	0
Total Votes Cast	1	100.00%	<div><div></div></div>	1	0	0
Overvotes	0			0	0	0
Undervotes	0			0	0	0
Contest Totals	1			1	0	0

Proposition E – Collin County MUD No. 10

Vote For 1

	TOTAL	VOTE %		Early Voting	Ballots By Mail	Limited Ballot
For	1	100.00%	<div><div></div></div>	1	0	0
Against	0	0.00%	<div><div></div></div>	0	0	0
Total Votes Cast	1	100.00%	<div><div></div></div>	1	0	0
Overvotes	0			0	0	0
Undervotes	0			0	0	0
Contest Totals	1			1	0	0

Summary Results Report
General and Special Elections
November 7th, 2023

UNOFFICIAL RESULTS
EV Combined Accumulated Totals
Collin County

Proposition F – Collin County MUD No. 10

Vote For 1

	TOTAL	VOTE %		Early Voting	Ballots By Mail	Limited Ballot
For	1	100.00%	<div><div></div></div>	1	0	0
Against	0	0.00%	<div><div></div></div>	0	0	0
Total Votes Cast	1	100.00%	<div><div></div></div>	1	0	0
Overvotes	0			0	0	0
Undervotes	0			0	0	0
Contest Totals	1			1	0	0

Proposition A – LC MUD No. 1

Vote For 1

	TOTAL	VOTE %		Early Voting	Ballots By Mail	Limited Ballot
FOR	1	100.00%	<div><div></div></div>	1	0	0
AGAINST	0	0.00%	<div><div></div></div>	0	0	0
Total Votes Cast	1	100.00%	<div><div></div></div>	1	0	0
Overvotes	0			0	0	0
Undervotes	0			0	0	0
Contest Totals	1			1	0	0

Proposition A – Serenade MUD

Vote For 1

	TOTAL	VOTE %		Early Voting	Ballots By Mail	Limited Ballot
FOR	1	100.00%	<div><div></div></div>	1	0	0
AGAINST	0	0.00%	<div><div></div></div>	0	0	0
Total Votes Cast	1	100.00%	<div><div></div></div>	1	0	0
Overvotes	0			0	0	0
Undervotes	0			0	0	0
Contest Totals	1			1	0	0

Proposition B – Serenade MUD

Vote For 1

	TOTAL	VOTE %		Early Voting	Ballots By Mail	Limited Ballot
FOR	1	100.00%	<div><div></div></div>	1	0	0
AGAINST	0	0.00%	<div><div></div></div>	0	0	0
Total Votes Cast	1	100.00%	<div><div></div></div>	1	0	0
Overvotes	0			0	0	0
Undervotes	0			0	0	0
Contest Totals	1			1	0	0

Summary Results Report
General and Special Elections
November 7th, 2023

UNOFFICIAL RESULTS
EV Combined Accumulated Totals
Collin County

Proposition C – Serenade MUD

Vote For 1

	TOTAL	VOTE %		Early Voting	Ballots By Mail	Limited Ballot
FOR	1	100.00%	<div><div></div></div>	1	0	0
AGAINST	0	0.00%	<div><div></div></div>	0	0	0
Total Votes Cast	1	100.00%	<div><div></div></div>	1	0	0
Overvotes	0			0	0	0
Undervotes	0			0	0	0
Contest Totals	1			1	0	0

Proposition D – Serenade MUD

Vote For 1

	TOTAL	VOTE %		Early Voting	Ballots By Mail	Limited Ballot
FOR	1	100.00%	<div><div></div></div>	1	0	0
AGAINST	0	0.00%	<div><div></div></div>	0	0	0
Total Votes Cast	1	100.00%	<div><div></div></div>	1	0	0
Overvotes	0			0	0	0
Undervotes	0			0	0	0
Contest Totals	1			1	0	0

Proposition E – Serenade MUD

Vote For 1

	TOTAL	VOTE %		Early Voting	Ballots By Mail	Limited Ballot
FOR	1	100.00%	<div><div></div></div>	1	0	0
AGAINST	0	0.00%	<div><div></div></div>	0	0	0
Total Votes Cast	1	100.00%	<div><div></div></div>	1	0	0
Overvotes	0			0	0	0
Undervotes	0			0	0	0
Contest Totals	1			1	0	0

Proposition F – Serenade MUD

Vote For 1


	TOTAL	VOTE %		Early Voting	Ballots By Mail	Limited Ballot
FOR	1	100.00%	<div><div></div></div>	1	0	0
AGAINST	0	0.00%	<div><div></div></div>	0	0	0
Total Votes Cast	1	100.00%	<div><div></div></div>	1	0	0
Overvotes	0			0	0	0
Undervotes	0			0	0	0
Contest Totals	1			1	0	0

Summary Results Report
 General and Special Elections
 November 7th, 2023

UNOFFICIAL RESULTS
 EV Combined Accumulated Totals
 Collin County

Directors – Serenade MUD
 Vote For 5

	TOTAL	VOTE %	Early Voting	Ballots By Mail	Limited Ballot
Andrew Jiles	0		0	0	0
Greg Gillham	0		0	0	0
Michelle Baggett	0		0	0	0
Jamie Kaufmann	0		0	0	0
Kimberly Radecki	0		0	0	0
Total Votes Cast	0		0	0	0
Overvotes	0		0	0	0
Undervotes	5		5	0	0
Contest Totals	5		5	0	0



Collin County Seal
 Watermark Seal for Collin County.
 Collin County Government