

## PCT 001

### U. S. Representative District 3

Vote For 1

	TOTAL	VOTE %	Election Day	Early Voting	Ballot By Mail	Provisional Ballots	Limited Ballots
REP Keith Self	831	56.76%	237	560	34	0	0
DEM Sandeep Srivastava	593	40.51%	119	447	26	1	0
LIB Christopher Claytor	40	2.73%	13	26	1	0	0
Total Votes Cast	1,464	100.00%	369	1,033	61	1	0
Overvotes	0		0	0	0	0	0
Undervotes	27		7	19	1	0	0
Contest Totals	1,491		376	1,052	62	1	0

### Governor

Vote For 1

	TOTAL	VOTE %	Election Day	Early Voting	Ballot By Mail	Provisional Ballots	Limited Ballots
REP Greg Abbott	824	55.41%	229	561	34	0	0
DEM Beto O'Rourke	638	42.91%	139	471	27	1	0
LIB Mark Tippetts	21	1.41%	6	14	1	0	0
GRN Delilah Barrios	4	0.27%	1	3	0	0	0
Write-In Totals	0	0.00%	0	0	0	0	0
Total Votes Cast	1,487	100.00%	375	1,049	62	1	0
Overvotes	0		0	0	0	0	0
Undervotes	4		1	3	0	0	0
Contest Totals	1,491		376	1,052	62	1	0

### Lieutenant Governor

Vote For 1

	TOTAL	VOTE %	Election Day	Early Voting	Ballot By Mail	Provisional Ballots	Limited Ballots
REP Dan Patrick	789	53.64%	229	526	34	0	0
DEM Mike Collier	638	43.37%	128	481	28	1	0
LIB Shanna Steele	44	2.99%	11	33	0	0	0
Total Votes Cast	1,471	100.00%	368	1,040	62	1	0
Overvotes	0		0	0	0	0	0
Undervotes	20		8	12	0	0	0
Contest Totals	1,491		376	1,052	62	1	0

### Attorney General

Vote For 1

	TOTAL	VOTE %	Election Day	Early Voting	Ballot By Mail	Provisional Ballots	Limited Ballots
REP Ken Paxton	761	51.87%	218	512	31	0	0
DEM Rochelle Mercedes Garza	643	43.83%	131	481	30	1	0
LIB Mark Ash	63	4.29%	19	43	1	0	0
Total Votes Cast	1,467	100.00%	368	1,036	62	1	0
Overvotes	0		0	0	0	0	0
Undervotes	24		8	16	0	0	0
Contest Totals	1,491		376	1,052	62	1	0

**PCT 001**

**Comptroller of Public Accounts**

Vote For 1

	TOTAL	VOTE %	Election Day	Early Voting	Ballot By Mail	Provisional Ballots	Limited Ballots
REP Glenn Hegar	838	57.52%	232	573	33	0	0
DEM Janet T. Dudding	580	39.81%	119	433	27	1	0
LIB V. Alonzo Echevarria-Garza	39	2.68%	10	29	0	0	0
Total Votes Cast	1,457	100.00%	361	1,035	60	1	0
Overvotes	0		0	0	0	0	0
Undervotes	34		15	17	2	0	0
Contest Totals	1,491		376	1,052	62	1	0

**Commissioner of the General Land Office**

Vote For 1

	TOTAL	VOTE %	Election Day	Early Voting	Ballot By Mail	Provisional Ballots	Limited Ballots
REP Dawn Buckingham	838	57.87%	236	569	33	0	0
DEM Jay Kleberg	590	40.75%	116	447	26	1	0
GRN Alfred Molison, Jr	18	1.24%	5	13	0	0	0
Write-In Totals	2	0.14%	1	0	1	0	0
Total Votes Cast	1,448	100.00%	358	1,029	60	1	0
Overvotes	0		0	0	0	0	0
Undervotes	43		18	23	2	0	0
Contest Totals	1,491		376	1,052	62	1	0

**Commissioner of Agriculture**

Vote For 1

	TOTAL	VOTE %	Election Day	Early Voting	Ballot By Mail	Provisional Ballots	Limited Ballots
REP Sid Miller	839	57.90%	237	572	30	0	0
DEM Susan Hays	610	42.10%	120	458	31	1	0
Total Votes Cast	1,449	100.00%	357	1,030	61	1	0
Overvotes	0		0	0	0	0	0
Undervotes	42		19	22	1	0	0
Contest Totals	1,491		376	1,052	62	1	0

**Railroad Commissioner**

Vote For 1

	TOTAL	VOTE %	Election Day	Early Voting	Ballot By Mail	Provisional Ballots	Limited Ballots
REP Wayne Christian	825	56.86%	228	564	33	0	0
DEM Luke Warford	577	39.77%	117	434	25	1	0
LIB Jaime Andres Diez	32	2.21%	7	23	2	0	0
GRN Hunter Wayne Crow	17	1.17%	7	10	0	0	0
Total Votes Cast	1,451	100.00%	359	1,031	60	1	0
Overvotes	0		0	0	0	0	0
Undervotes	40		17	21	2	0	0
Contest Totals	1,491		376	1,052	62	1	0

**PCT 001**

**Justice, Supreme Court, Place 3**

Vote For 1

	TOTAL	VOTE %		Election Day	Early Voting	Ballot By Mail	Provisional Ballots	Limited Ballots
REP Debra Lehrmann	836	57.66%		236	566	34	0	0
DEM Erin A. Nowell	588	40.55%		120	442	25	1	0
LIB Thomas Edward Oxford	26	1.79%		8	17	1	0	0
Total Votes Cast	1,450	100.00%		364	1,025	60	1	0
Overvotes	0			0	0	0	0	0
Undervotes	41			12	27	2	0	0
Contest Totals	1,491			376	1,052	62	1	0

**Justice, Supreme Court, Place 5**

Vote For 1

	TOTAL	VOTE %		Election Day	Early Voting	Ballot By Mail	Provisional Ballots	Limited Ballots
REP Rebeca Huddle	854	59.14%		250	570	34	0	0
DEM Amanda Reichel	590	40.86%		113	451	25	1	0
Total Votes Cast	1,444	100.00%		363	1,021	59	1	0
Overvotes	0			0	0	0	0	0
Undervotes	47			13	31	3	0	0
Contest Totals	1,491			376	1,052	62	1	0

**Justice, Supreme Court, Place 9**

Vote For 1

	TOTAL	VOTE %		Election Day	Early Voting	Ballot By Mail	Provisional Ballots	Limited Ballots
REP Evan Young	839	58.06%		241	564	34	0	0
DEM Julia Maldonado	606	41.94%		122	458	25	1	0
Total Votes Cast	1,445	100.00%		363	1,022	59	1	0
Overvotes	0			0	0	0	0	0
Undervotes	46			13	30	3	0	0
Contest Totals	1,491			376	1,052	62	1	0

**Judge, Court of Criminal Appeals, Place 5**

Vote For 1

	TOTAL	VOTE %		Election Day	Early Voting	Ballot By Mail	Provisional Ballots	Limited Ballots
REP Scott Walker	842	58.35%		233	575	34	0	0
DEM Dana Huffman	601	41.65%		126	448	26	1	0
Total Votes Cast	1,443	100.00%		359	1,023	60	1	0
Overvotes	0			0	0	0	0	0
Undervotes	48			17	29	2	0	0
Contest Totals	1,491			376	1,052	62	1	0

**PCT 001**

**Judge, Court of Criminal Appeals, Place 6**

Vote For 1

	TOTAL	VOTE %		Election Day	Early Voting	Ballot By Mail	Provisional Ballots	Limited Ballots
REP Jesse F. McClure, III	846	58.83%		241	572	33	0	0
DEM Robert Johnson	592	41.17%		119	446	26	1	0
Total Votes Cast	1,438	100.00%		360	1,018	59	1	0
Overvotes	0			0	0	0	0	0
Undervotes	53			16	34	3	0	0
Contest Totals	1,491			376	1,052	62	1	0

**Member, State Board of Education, District 12 CCD**

Vote For 1

	TOTAL	VOTE %		Election Day	Early Voting	Ballot By Mail	Provisional Ballots	Limited Ballots
REP Pam Little	824	57.06%		226	564	34	0	0
DEM Alex Cornwallis	580	40.17%		121	433	25	1	0
LIB Christy Mowrey	40	2.77%		13	26	1	0	0
Write-In Totals	0	0.00%		0	0	0	0	0
Total Votes Cast	1,444	100.00%		360	1,023	60	1	0
Overvotes	0			0	0	0	0	0
Undervotes	47			16	29	2	0	0
Contest Totals	1,491			376	1,052	62	1	0

**State Senator, District 8**

Vote For 1

	TOTAL	VOTE %		Election Day	Early Voting	Ballot By Mail	Provisional Ballots	Limited Ballots
REP Angela Paxton	776	53.70%		225	520	31	0	0
DEM Jonathan Cocks	619	42.84%		127	463	28	1	0
LIB Edward Kless	50	3.46%		10	39	1	0	0
Total Votes Cast	1,445	100.00%		362	1,022	60	1	0
Overvotes	0			0	0	0	0	0
Undervotes	46			14	30	2	0	0
Contest Totals	1,491			376	1,052	62	1	0

**State Representative, District 67**

Vote For 1

	TOTAL	VOTE %		Election Day	Early Voting	Ballot By Mail	Provisional Ballots	Limited Ballots
REP Jeff Leach	846	58.67%		241	571	34	0	0
DEM Kevin Morris	596	41.33%		119	450	26	1	0
Total Votes Cast	1,442	100.00%		360	1,021	60	1	0
Overvotes	0			0	0	0	0	0
Undervotes	49			16	31	2	0	0
Contest Totals	1,491			376	1,052	62	1	0

**PCT 001**

**Justice, 5th Court of Appeals District, Place 4**

Vote For 1

	TOTAL	VOTE %	Election Day	Early Voting	Ballot By Mail	Provisional Ballots	Limited Ballots
REP Emily A. Miskel	850	59.36%	238	578	34	0	0
DEM Maricela Moore	582	40.64%	118	437	26	1	0
Total Votes Cast	1,432	100.00%	356	1,015	60	1	0
Overvotes	0		0	0	0	0	0
Undervotes	59		20	37	2	0	0
Contest Totals	1,491		376	1,052	62	1	0

**Justice, 5th Court of Appeals District, Place 7**

Vote For 1

	TOTAL	VOTE %	Election Day	Early Voting	Ballot By Mail	Provisional Ballots	Limited Ballots
REP Kristina Williams	846	58.95%	240	572	34	0	0
DEM Nancy Kennedy	589	41.05%	119	443	26	1	0
Total Votes Cast	1,435	100.00%	359	1,015	60	1	0
Overvotes	0		0	0	0	0	0
Undervotes	56		17	37	2	0	0
Contest Totals	1,491		376	1,052	62	1	0

**County Judge CCD**

Vote For 1

	TOTAL	VOTE %	Election Day	Early Voting	Ballot By Mail	Provisional Ballots	Limited Ballots
REP Chris Hill	850	58.42%	241	575	34	0	0
DEM Joshua Murray	605	41.58%	123	453	28	1	0
Total Votes Cast	1,455	100.00%	364	1,028	62	1	0
Overvotes	0		0	0	0	0	0
Undervotes	36		12	24	0	0	0
Contest Totals	1,491		376	1,052	62	1	0

**District Clerk CCD**




Vote For 1

	TOTAL	VOTE %	Election Day	Early Voting	Ballot By Mail	Provisional Ballots	Limited Ballots
REP Mike Gould	860	59.64%	244	582	34	0	0
DEM David Brignac	582	40.36%	117	438	26	1	0
Total Votes Cast	1,442	100.00%	361	1,020	60	1	0
Overvotes	0		0	0	0	0	0
Undervotes	49		15	32	2	0	0
Contest Totals	1,491		376	1,052	62	1	0

**PCT 001**

**McKinney, City of - Local Option Election**

Vote For 1

	TOTAL	VOTE %		Election Day	Early Voting	Ballot By Mail	Provisional Ballots	Limited Ballots
For	1,072	74.08%		261	773	37	1	0
Against	375	25.92%		101	255	19	0	0
Total Votes Cast	1,447	100.00%		362	1,028	56	1	0
Overvotes	0			0	0	0	0	0
Undervotes	44			14	24	6	0	0
Contest Totals	1,491			376	1,052	62	1	0

## PCT 002

### U. S. Representative District 3

Vote For 1

	TOTAL	VOTE %	Election Day	Early Voting	Ballot By Mail	Provisional Ballots	Limited Ballots
REP Keith Self	1,039	50.61%	318	687	34	0	0
DEM Sandeep Srivastava	961	46.81%	250	669	41	1	0
LIB Christopher Claytor	53	2.58%	19	34	0	0	0
Total Votes Cast	2,053	100.00%	587	1,390	75	1	0
Overvotes	0		0	0	0	0	0
Undervotes	31		12	16	3	0	0
Contest Totals	2,084		599	1,406	78	1	0

### Governor

Vote For 1

	TOTAL	VOTE %	Election Day	Early Voting	Ballot By Mail	Provisional Ballots	Limited Ballots
REP Greg Abbott	1,043	50.17%	315	693	35	0	0
DEM Beto O'Rourke	1,018	48.97%	274	701	42	1	0
LIB Mark Tippetts	15	0.72%	8	7	0	0	0
GRN Delilah Barrios	3	0.14%	2	1	0	0	0
Write-In Totals	0	0.00%	0	0	0	0	0
Total Votes Cast	2,079	100.00%	599	1,402	77	1	0
Overvotes	0		0	0	0	0	0
Undervotes	5		0	4	1	0	0
Contest Totals	2,084		599	1,406	78	1	0

### Lieutenant Governor

Vote For 1

	TOTAL	VOTE %	Election Day	Early Voting	Ballot By Mail	Provisional Ballots	Limited Ballots
REP Dan Patrick	1,008	48.86%	306	667	35	0	0
DEM Mike Collier	1,001	48.52%	261	697	42	1	0
LIB Shanna Steele	54	2.62%	21	33	0	0	0
Total Votes Cast	2,063	100.00%	588	1,397	77	1	0
Overvotes	0		0	0	0	0	0
Undervotes	21		11	9	1	0	0
Contest Totals	2,084		599	1,406	78	1	0

### Attorney General

Vote For 1

	TOTAL	VOTE %	Election Day	Early Voting	Ballot By Mail	Provisional Ballots	Limited Ballots
REP Ken Paxton	980	47.85%	302	644	34	0	0
DEM Rochelle Mercedes Garza	991	48.39%	261	689	40	1	0
LIB Mark Ash	77	3.76%	20	57	0	0	0
Total Votes Cast	2,048	100.00%	583	1,390	74	1	0
Overvotes	0		0	0	0	0	0
Undervotes	36		16	16	4	0	0
Contest Totals	2,084		599	1,406	78	1	0

**PCT 002**

**Comptroller of Public Accounts**

Vote For 1

	TOTAL	VOTE %		Election Day	Early Voting	Ballot By Mail	Provisional Ballots	Limited Ballots
REP Glenn Hegar	1,043	51.00%		311	697	35	0	0
DEM Janet T. Dudding	949	46.41%		241	666	41	1	0
LIB V. Alonzo Echevarria-Garza	53	2.59%		28	25	0	0	0
Total Votes Cast	2,045	100.00%		580	1,388	76	1	0
Overvotes	0			0	0	0	0	0
Undervotes	39			19	18	2	0	0
Contest Totals	2,084			599	1,406	78	1	0

**Commissioner of the General Land Office**

Vote For 1

	TOTAL	VOTE %		Election Day	Early Voting	Ballot By Mail	Provisional Ballots	Limited Ballots
REP Dawn Buckingham	1,032	50.44%		307	691	34	0	0
DEM Jay Kleberg	966	47.21%		252	671	42	1	0
GRN Alfred Molison, Jr	48	2.35%		22	25	1	0	0
Write-In Totals	0	0.00%		0	0	0	0	0
Total Votes Cast	2,046	100.00%		581	1,387	77	1	0
Overvotes	0			0	0	0	0	0
Undervotes	38			18	19	1	0	0
Contest Totals	2,084			599	1,406	78	1	0

**Commissioner of Agriculture**

Vote For 1

	TOTAL	VOTE %		Election Day	Early Voting	Ballot By Mail	Provisional Ballots	Limited Ballots
REP Sid Miller	1,037	50.86%		320	683	34	0	0
DEM Susan Hays	1,002	49.14%		260	699	42	1	0
Total Votes Cast	2,039	100.00%		580	1,382	76	1	0
Overvotes	0			0	0	0	0	0
Undervotes	45			19	24	2	0	0
Contest Totals	2,084			599	1,406	78	1	0

**Railroad Commissioner**

Vote For 1

	TOTAL	VOTE %		Election Day	Early Voting	Ballot By Mail	Provisional Ballots	Limited Ballots
REP Wayne Christian	1,009	49.36%		302	673	34	0	0
DEM Luke Warford	936	45.79%		229	665	41	1	0
LIB Jaime Andres Diez	69	3.38%		35	33	1	0	0
GRN Hunter Wayne Crow	30	1.47%		13	16	1	0	0
Total Votes Cast	2,044	100.00%		579	1,387	77	1	0
Overvotes	0			0	0	0	0	0
Undervotes	40			20	19	1	0	0
Contest Totals	2,084			599	1,406	78	1	0



**PCT 002**

**Justice, Supreme Court, Place 3**

Vote For 1

	TOTAL	VOTE %		Election Day	Early Voting	Ballot By Mail	Provisional Ballots	Limited Ballots
REP Debra Lehrmann	1,032	50.49%		307	691	34	0	0
DEM Erin A. Nowell	963	47.11%		250	671	41	1	0
LIB Thomas Edward Oxford	49	2.40%		24	24	1	0	0
Total Votes Cast	2,044	100.00%		581	1,386	76	1	0
Overvotes	0			0	0	0	0	0
Undervotes	40			18	20	2	0	0
Contest Totals	2,084			599	1,406	78	1	0

**Justice, Supreme Court, Place 5**

Vote For 1

	TOTAL	VOTE %		Election Day	Early Voting	Ballot By Mail	Provisional Ballots	Limited Ballots
REP Rebeca Huddle	1,053	51.64%		315	702	36	0	0
DEM Amanda Reichel	986	48.36%		263	682	40	1	0
Total Votes Cast	2,039	100.00%		578	1,384	76	1	0
Overvotes	0			0	0	0	0	0
Undervotes	45			21	22	2	0	0
Contest Totals	2,084			599	1,406	78	1	0

**Justice, Supreme Court, Place 9**

Vote For 1

	TOTAL	VOTE %		Election Day	Early Voting	Ballot By Mail	Provisional Ballots	Limited Ballots
REP Evan Young	1,048	51.30%		315	697	36	0	0
DEM Julia Maldonado	995	48.70%		265	688	41	1	0
Total Votes Cast	2,043	100.00%		580	1,385	77	1	0
Overvotes	0			0	0	0	0	0
Undervotes	41			19	21	1	0	0
Contest Totals	2,084			599	1,406	78	1	0

**Judge, Court of Criminal Appeals, Place 5**

Vote For 1

	TOTAL	VOTE %		Election Day	Early Voting	Ballot By Mail	Provisional Ballots	Limited Ballots
REP Scott Walker	1,040	51.18%		316	689	35	0	0
DEM Dana Huffman	992	48.82%		260	690	41	1	0
Total Votes Cast	2,032	100.00%		576	1,379	76	1	0
Overvotes	0			0	0	0	0	0
Undervotes	52			23	27	2	0	0
Contest Totals	2,084			599	1,406	78	1	0

**PCT 002**

**Judge, Court of Criminal Appeals, Place 6**

Vote For 1

	TOTAL	VOTE %		Election Day	Early Voting	Ballot By Mail	Provisional Ballots	Limited Ballots
REP Jesse F. McClure, III	1,043	51.25%	<div style="width: 51.25%;"><div style="width: 51.25%;"></div></div>	315	693	35	0	0
DEM Robert Johnson	992	48.75%	<div style="width: 48.75%;"><div style="width: 48.75%;"></div></div>	262	688	41	1	0
Total Votes Cast	2,035	100.00%	<div style="width: 100%;"><div style="width: 100%;"></div></div>	577	1,381	76	1	0
Overvotes	0			0	0	0	0	0
Undervotes	49			22	25	2	0	0
Contest Totals	2,084			599	1,406	78	1	0

**Member, State Board of Education, District 12 CCD**

Vote For 1

	TOTAL	VOTE %		Election Day	Early Voting	Ballot By Mail	Provisional Ballots	Limited Ballots
REP Pam Little	1,012	49.61%	<div style="width: 49.61%;"><div style="width: 49.61%;"></div></div>	301	676	35	0	0
DEM Alex Cornwallis	959	47.01%	<div style="width: 47.01%;"><div style="width: 47.01%;"></div></div>	253	663	42	1	0
LIB Christy Mowrey	69	3.38%	<div style="width: 3.38%;"><div style="width: 3.38%;"></div></div>	26	43	0	0	0
Write-In Totals	0	0.00%	<div style="width: 0%;"><div style="width: 0%;"></div></div>	0	0	0	0	0
Total Votes Cast	2,040	100.00%	<div style="width: 100%;"><div style="width: 100%;"></div></div>	580	1,382	77	1	0
Overvotes	0			0	0	0	0	0
Undervotes	44			19	24	1	0	0
Contest Totals	2,084			599	1,406	78	1	0

**State Senator, District 8**

Vote For 1

	TOTAL	VOTE %		Election Day	Early Voting	Ballot By Mail	Provisional Ballots	Limited Ballots
REP Angela Paxton	989	48.72%	<div style="width: 48.72%;"><div style="width: 48.72%;"></div></div>	310	647	32	0	0
DEM Jonathan Cocks	973	47.93%	<div style="width: 47.93%;"><div style="width: 47.93%;"></div></div>	245	685	42	1	0
LIB Edward Kless	68	3.35%	<div style="width: 3.35%;"><div style="width: 3.35%;"></div></div>	23	45	0	0	0
Total Votes Cast	2,030	100.00%	<div style="width: 100%;"><div style="width: 100%;"></div></div>	578	1,377	74	1	0
Overvotes	0			0	0	0	0	0
Undervotes	54			21	29	4	0	0
Contest Totals	2,084			599	1,406	78	1	0

**State Representative, District 67**

Vote For 1

	TOTAL	VOTE %		Election Day	Early Voting	Ballot By Mail	Provisional Ballots	Limited Ballots
REP Jeff Leach	1,047	51.50%	<div style="width: 51.50%;"><div style="width: 51.50%;"></div></div>	316	696	35	0	0
DEM Kevin Morris	986	48.50%	<div style="width: 48.50%;"><div style="width: 48.50%;"></div></div>	260	683	42	1	0
Total Votes Cast	2,033	100.00%	<div style="width: 100%;"><div style="width: 100%;"></div></div>	576	1,379	77	1	0
Overvotes	0			0	0	0	0	0
Undervotes	51			23	27	1	0	0
Contest Totals	2,084			599	1,406	78	1	0

**PCT 002**

**Justice, 5th Court of Appeals District, Place 4**

Vote For 1

	TOTAL	VOTE %	Election Day	Early Voting	Ballot By Mail	Provisional Ballots	Limited Ballots
REP Emily A. Miskel	1,048	51.57%	320	691	37	0	0
DEM Maricela Moore	984	48.43%	255	687	41	1	0
Total Votes Cast	2,032	100.00%	575	1,378	78	1	0
Overvotes	0		0	0	0	0	0
Undervotes	52		24	28	0	0	0
Contest Totals	2,084		599	1,406	78	1	0

**Justice, 5th Court of Appeals District, Place 7**

Vote For 1

	TOTAL	VOTE %	Election Day	Early Voting	Ballot By Mail	Provisional Ballots	Limited Ballots
REP Kristina Williams	1,041	51.33%	315	690	36	0	0
DEM Nancy Kennedy	987	48.67%	258	686	42	1	0
Total Votes Cast	2,028	100.00%	573	1,376	78	1	0
Overvotes	0		0	0	0	0	0
Undervotes	56		26	30	0	0	0
Contest Totals	2,084		599	1,406	78	1	0

**County Judge CCD**

Vote For 1

	TOTAL	VOTE %	Election Day	Early Voting	Ballot By Mail	Provisional Ballots	Limited Ballots
REP Chris Hill	1,042	51.28%	319	687	36	0	0
DEM Joshua Murray	990	48.72%	259	688	42	1	0
Total Votes Cast	2,032	100.00%	578	1,375	78	1	0
Overvotes	0		0	0	0	0	0
Undervotes	52		21	31	0	0	0
Contest Totals	2,084		599	1,406	78	1	0

**District Clerk CCD**




Vote For 1

	TOTAL	VOTE %	Election Day	Early Voting	Ballot By Mail	Provisional Ballots	Limited Ballots
REP Mike Gould	1,049	52.01%	320	693	36	0	0
DEM David Brignac	968	47.99%	251	674	42	1	0
Total Votes Cast	2,017	100.00%	571	1,367	78	1	0
Overvotes	0		0	0	0	0	0
Undervotes	67		28	39	0	0	0
Contest Totals	2,084		599	1,406	78	1	0

**PCT 002**

**McKinney, City of - Local Option Election**

Vote For 1

	TOTAL	VOTE %		Election Day	Early Voting	Ballot By Mail	Provisional Ballots	Limited Ballots
For	1,441	72.89%		399	987	54	1	0
Against	536	27.11%		157	361	18	0	0
Total Votes Cast	1,977	100.00%		556	1,348	72	1	0
Overvotes	0			0	0	0	0	0
Undervotes	107			43	58	6	0	0
Contest Totals	2,084			599	1,406	78	1	0

## PCT 003

### U. S. Representative District 3

Vote For 1

	TOTAL	VOTE %	Election Day	Early Voting	Ballot By Mail	Provisional Ballots	Limited Ballots
REP Keith Self	253	31.74%	87	161	5	0	0
DEM Sandeep Srivastava	523	65.62%	187	322	14	0	0
LIB Christopher Claytor	21	2.63%	7	14	0	0	0
Total Votes Cast	797	100.00%	281	497	19	0	0
Overvotes	0		0	0	0	0	0
Undervotes	38		14	23	1	0	0
Contest Totals	835		295	520	20	0	0

### Governor

Vote For 1

	TOTAL	VOTE %	Election Day	Early Voting	Ballot By Mail	Provisional Ballots	Limited Ballots
REP Greg Abbott	249	29.96%	82	163	4	0	0
DEM Beto O'Rourke	565	67.99%	199	350	16	0	0
LIB Mark Tippetts	13	1.56%	9	4	0	0	0
GRN Delilah Barrios	3	0.36%	2	1	0	0	0
Write-In Totals	1	0.12%	1	0	0	0	0
Total Votes Cast	831	100.00%	293	518	20	0	0
Overvotes	0		0	0	0	0	0
Undervotes	4		2	2	0	0	0
Contest Totals	835		295	520	20	0	0

### Lieutenant Governor

Vote For 1

	TOTAL	VOTE %	Election Day	Early Voting	Ballot By Mail	Provisional Ballots	Limited Ballots
REP Dan Patrick	236	29.28%	83	148	5	0	0
DEM Mike Collier	536	66.50%	183	339	14	0	0
LIB Shanna Steele	34	4.22%	17	17	0	0	0
Total Votes Cast	806	100.00%	283	504	19	0	0
Overvotes	0		0	0	0	0	0
Undervotes	29		12	16	1	0	0
Contest Totals	835		295	520	20	0	0

### Attorney General

Vote For 1

	TOTAL	VOTE %	Election Day	Early Voting	Ballot By Mail	Provisional Ballots	Limited Ballots
REP Ken Paxton	228	28.46%	80	144	4	0	0
DEM Rochelle Mercedes Garza	535	66.79%	182	339	14	0	0
LIB Mark Ash	38	4.74%	20	17	1	0	0
Total Votes Cast	801	100.00%	282	500	19	0	0
Overvotes	0		0	0	0	0	0
Undervotes	34		13	20	1	0	0
Contest Totals	835		295	520	20	0	0

**PCT 003**

**Comptroller of Public Accounts**

Vote For 1

	TOTAL	VOTE %	Election Day	Early Voting	Ballot By Mail	Provisional Ballots	Limited Ballots
REP Glenn Hegar	243	30.57%	81	157	5	0	0
DEM Janet T. Dudding	510	64.15%	180	316	14	0	0
LIB V. Alonzo Echevarria-Garza	42	5.28%	16	26	0	0	0
Total Votes Cast	795	100.00%	277	499	19	0	0
Overvotes	0		0	0	0	0	0
Undervotes	40		18	21	1	0	0
Contest Totals	835		295	520	20	0	0

**Commissioner of the General Land Office**

Vote For 1

	TOTAL	VOTE %	Election Day	Early Voting	Ballot By Mail	Provisional Ballots	Limited Ballots
REP Dawn Buckingham	239	30.33%	83	152	4	0	0
DEM Jay Kleberg	527	66.88%	184	328	15	0	0
GRN Alfred Molison, Jr	20	2.54%	10	10	0	0	0
Write-In Totals	2	0.25%	2	0	0	0	0
Total Votes Cast	788	100.00%	279	490	19	0	0
Overvotes	0		0	0	0	0	0
Undervotes	47		16	30	1	0	0
Contest Totals	835		295	520	20	0	0

**Commissioner of Agriculture**

Vote For 1

	TOTAL	VOTE %	Election Day	Early Voting	Ballot By Mail	Provisional Ballots	Limited Ballots
REP Sid Miller	246	31.14%	86	156	4	0	0
DEM Susan Hays	544	68.86%	192	337	15	0	0
Total Votes Cast	790	100.00%	278	493	19	0	0
Overvotes	0		0	0	0	0	0
Undervotes	45		17	27	1	0	0
Contest Totals	835		295	520	20	0	0

**Railroad Commissioner**

Vote For 1

	TOTAL	VOTE %	Election Day	Early Voting	Ballot By Mail	Provisional Ballots	Limited Ballots
REP Wayne Christian	234	29.43%	83	146	5	0	0
DEM Luke Warford	499	62.77%	170	315	14	0	0
LIB Jaime Andres Diez	48	6.04%	19	29	0	0	0
GRN Hunter Wayne Crow	14	1.76%	6	8	0	0	0
Total Votes Cast	795	100.00%	278	498	19	0	0
Overvotes	0		0	0	0	0	0
Undervotes	40		17	22	1	0	0
Contest Totals	835		295	520	20	0	0

**PCT 003**

**Justice, Supreme Court, Place 3**

Vote For 1

	TOTAL	VOTE %		Election Day	Early Voting	Ballot By Mail	Provisional Ballots	Limited Ballots
REP Debra Lehrmann	234	29.58%		81	148	5	0	0
DEM Erin A. Nowell	528	66.75%		183	331	14	0	0
LIB Thomas Edward Oxford	29	3.67%		15	14	0	0	0
Total Votes Cast	791	100.00%		279	493	19	0	0
Overvotes	0			0	0	0	0	0
Undervotes	44			16	27	1	0	0
Contest Totals	835			295	520	20	0	0

**Justice, Supreme Court, Place 5**

Vote For 1

	TOTAL	VOTE %		Election Day	Early Voting	Ballot By Mail	Provisional Ballots	Limited Ballots
REP Rebeca Huddle	246	31.06%		87	154	5	0	0
DEM Amanda Reichel	546	68.94%		192	340	14	0	0
Total Votes Cast	792	100.00%		279	494	19	0	0
Overvotes	0			0	0	0	0	0
Undervotes	43			16	26	1	0	0
Contest Totals	835			295	520	20	0	0

**Justice, Supreme Court, Place 9**

Vote For 1

	TOTAL	VOTE %		Election Day	Early Voting	Ballot By Mail	Provisional Ballots	Limited Ballots
REP Evan Young	239	30.37%		82	152	5	0	0
DEM Julia Maldonado	548	69.63%		196	338	14	0	0
Total Votes Cast	787	100.00%		278	490	19	0	0
Overvotes	0			0	0	0	0	0
Undervotes	48			17	30	1	0	0
Contest Totals	835			295	520	20	0	0

**Judge, Court of Criminal Appeals, Place 5**

Vote For 1

	TOTAL	VOTE %		Election Day	Early Voting	Ballot By Mail	Provisional Ballots	Limited Ballots
REP Scott Walker	245	31.05%		83	158	4	0	0
DEM Dana Huffman	544	68.95%		195	334	15	0	0
Total Votes Cast	789	100.00%		278	492	19	0	0
Overvotes	0			0	0	0	0	0
Undervotes	46			17	28	1	0	0
Contest Totals	835			295	520	20	0	0

**PCT 003**

**Judge, Court of Criminal Appeals, Place 6**

Vote For 1

	TOTAL	VOTE %	Election Day	Early Voting	Ballot By Mail	Provisional Ballots	Limited Ballots
REP Jesse F. McClure, III	239	30.48%	86	148	5	0	0
DEM Robert Johnson	545	69.52%	191	340	14	0	0
Total Votes Cast	784	100.00%	277	488	19	0	0
Overvotes	0		0	0	0	0	0
Undervotes	51		18	32	1	0	0
Contest Totals	835		295	520	20	0	0

**Member, State Board of Education, District 12 CCD**

Vote For 1

	TOTAL	VOTE %	Election Day	Early Voting	Ballot By Mail	Provisional Ballots	Limited Ballots
REP Pam Little	233	29.38%	79	149	5	0	0
DEM Alex Cornwallis	518	65.32%	180	324	14	0	0
LIB Christy Mowrey	42	5.30%	20	22	0	0	0
Write-In Totals	0	0.00%	0	0	0	0	0
Total Votes Cast	793	100.00%	279	495	19	0	0
Overvotes	0		0	0	0	0	0
Undervotes	42		16	25	1	0	0
Contest Totals	835		295	520	20	0	0

**State Senator, District 8**

Vote For 1

	TOTAL	VOTE %	Election Day	Early Voting	Ballot By Mail	Provisional Ballots	Limited Ballots
REP Angela Paxton	242	30.40%	88	149	5	0	0
DEM Jonathan Cocks	516	64.82%	179	323	14	0	0
LIB Edward Kless	38	4.77%	15	23	0	0	0
Total Votes Cast	796	100.00%	282	495	19	0	0
Overvotes	0		0	0	0	0	0
Undervotes	39		13	25	1	0	0
Contest Totals	835		295	520	20	0	0

**State Representative, District 67**

Vote For 1

	TOTAL	VOTE %	Election Day	Early Voting	Ballot By Mail	Provisional Ballots	Limited Ballots
REP Jeff Leach	250	31.57%	86	159	5	0	0
DEM Kevin Morris	542	68.43%	191	337	14	0	0
Total Votes Cast	792	100.00%	277	496	19	0	0
Overvotes	0		0	0	0	0	0
Undervotes	43		18	24	1	0	0
Contest Totals	835		295	520	20	0	0



**PCT 003**

**Justice, 5th Court of Appeals District, Place 4**

Vote For 1

	TOTAL	VOTE %	Election Day	Early Voting	Ballot By Mail	Provisional Ballots	Limited Ballots
REP Emily A. Miskel	245	31.13%	87	153	5	0	0
DEM Maricela Moore	542	68.87%	190	338	14	0	0
Total Votes Cast	787	100.00%	277	491	19	0	0
Overvotes	0		0	0	0	0	0
Undervotes	48		18	29	1	0	0
Contest Totals	835		295	520	20	0	0

**Justice, 5th Court of Appeals District, Place 7**

Vote For 1

	TOTAL	VOTE %	Election Day	Early Voting	Ballot By Mail	Provisional Ballots	Limited Ballots
REP Kristina Williams	240	30.69%	86	149	5	0	0
DEM Nancy Kennedy	542	69.31%	189	339	14	0	0
Total Votes Cast	782	100.00%	275	488	19	0	0
Overvotes	0		0	0	0	0	0
Undervotes	53		20	32	1	0	0
Contest Totals	835		295	520	20	0	0

**County Judge CCD**

Vote For 1

	TOTAL	VOTE %	Election Day	Early Voting	Ballot By Mail	Provisional Ballots	Limited Ballots
REP Chris Hill	246	30.94%	85	156	5	0	0
DEM Joshua Murray	549	69.06%	194	341	14	0	0
Total Votes Cast	795	100.00%	279	497	19	0	0
Overvotes	0		0	0	0	0	0
Undervotes	40		16	23	1	0	0
Contest Totals	835		295	520	20	0	0

**District Clerk CCD**




Vote For 1

	TOTAL	VOTE %	Election Day	Early Voting	Ballot By Mail	Provisional Ballots	Limited Ballots
REP Mike Gould	249	31.68%	87	157	5	0	0
DEM David Brignac	537	68.32%	189	334	14	0	0
Total Votes Cast	786	100.00%	276	491	19	0	0
Overvotes	0		0	0	0	0	0
Undervotes	49		19	29	1	0	0
Contest Totals	835		295	520	20	0	0

**PCT 003**

**McKinney, City of - Local Option Election**

Vote For 1

	TOTAL	VOTE %		Election Day	Early Voting	Ballot By Mail	Provisional Ballots	Limited Ballots
For	530	67.52%		192	330	8	0	0
Against	255	32.48%		86	161	8	0	0
Total Votes Cast	785	100.00%		278	491	16	0	0
Overvotes	1			0	0	1	0	0
Undervotes	49			17	29	3	0	0
Contest Totals	835			295	520	20	0	0

## PCT 004

### U. S. Representative District 3

Vote For 1

	TOTAL	VOTE %	Election Day	Early Voting	Ballot By Mail	Provisional Ballots	Limited Ballots
REP Keith Self	1,176	70.42%	380	773	22	1	0
DEM Sandeep Srivastava	461	27.60%	136	315	9	1	0
LIB Christopher Claytor	33	1.98%	12	21	0	0	0
Total Votes Cast	1,670	100.00%	528	1,109	31	2	0
Overvotes	0		0	0	0	0	0
Undervotes	24		10	14	0	0	0
Contest Totals	1,694		538	1,123	31	2	0

### Governor

Vote For 1

	TOTAL	VOTE %	Election Day	Early Voting	Ballot By Mail	Provisional Ballots	Limited Ballots
REP Greg Abbott	1,154	68.32%	375	758	20	1	0
DEM Beto O'Rourke	517	30.61%	153	353	10	1	0
LIB Mark Tippetts	17	1.01%	6	10	1	0	0
GRN Delilah Barrios	1	0.06%	1	0	0	0	0
Write-In Totals	0	0.00%	0	0	0	0	0
Total Votes Cast	1,689	100.00%	535	1,121	31	2	0
Overvotes	0		0	0	0	0	0
Undervotes	5		3	2	0	0	0
Contest Totals	1,694		538	1,123	31	2	0

### Lieutenant Governor

Vote For 1

	TOTAL	VOTE %	Election Day	Early Voting	Ballot By Mail	Provisional Ballots	Limited Ballots
REP Dan Patrick	1,122	67.07%	366	736	19	1	0
DEM Mike Collier	519	31.02%	148	358	12	1	0
LIB Shanna Steele	32	1.91%	14	18	0	0	0
Total Votes Cast	1,673	100.00%	528	1,112	31	2	0
Overvotes	0		0	0	0	0	0
Undervotes	21		10	11	0	0	0
Contest Totals	1,694		538	1,123	31	2	0

### Attorney General

Vote For 1

	TOTAL	VOTE %	Election Day	Early Voting	Ballot By Mail	Provisional Ballots	Limited Ballots
REP Ken Paxton	1,110	66.51%	360	731	18	1	0
DEM Rochelle Mercedes Garza	508	30.44%	148	347	12	1	0
LIB Mark Ash	51	3.06%	18	33	0	0	0
Total Votes Cast	1,669	100.00%	526	1,111	30	2	0
Overvotes	0		0	0	0	0	0
Undervotes	25		12	12	1	0	0
Contest Totals	1,694		538	1,123	31	2	0

**PCT 004**

**Comptroller of Public Accounts**

Vote For 1

	TOTAL	VOTE %	Election Day	Early Voting	Ballot By Mail	Provisional Ballots	Limited Ballots
REP Glenn Hegar	1,175	70.87%	375	777	22	1	0
DEM Janet T. Dudding	459	27.68%	129	320	9	1	0
LIB V. Alonzo Echevarria-Garza	24	1.45%	12	12	0	0	0
Total Votes Cast	1,658	100.00%	516	1,109	31	2	0
Overvotes	0		0	0	0	0	0
Undervotes	36		22	14	0	0	0
Contest Totals	1,694		538	1,123	31	2	0

**Commissioner of the General Land Office**

Vote For 1

	TOTAL	VOTE %	Election Day	Early Voting	Ballot By Mail	Provisional Ballots	Limited Ballots
REP Dawn Buckingham	1,177	71.03%	382	773	21	1	0
DEM Jay Kleberg	467	28.18%	133	323	10	1	0
GRN Alfred Molison, Jr	13	0.78%	4	9	0	0	0
Write-In Totals	0	0.00%	0	0	0	0	0
Total Votes Cast	1,657	100.00%	519	1,105	31	2	0
Overvotes	0		0	0	0	0	0
Undervotes	37		19	18	0	0	0
Contest Totals	1,694		538	1,123	31	2	0

**Commissioner of Agriculture**

Vote For 1

	TOTAL	VOTE %	Election Day	Early Voting	Ballot By Mail	Provisional Ballots	Limited Ballots
REP Sid Miller	1,165	70.52%	381	761	22	1	0
DEM Susan Hays	487	29.48%	138	339	9	1	0
Total Votes Cast	1,652	100.00%	519	1,100	31	2	0
Overvotes	0		0	0	0	0	0
Undervotes	42		19	23	0	0	0
Contest Totals	1,694		538	1,123	31	2	0

**Railroad Commissioner**

Vote For 1

	TOTAL	VOTE %	Election Day	Early Voting	Ballot By Mail	Provisional Ballots	Limited Ballots
REP Wayne Christian	1,153	69.67%	377	754	21	1	0
DEM Luke Warford	453	27.37%	124	318	10	1	0
LIB Jaime Andres Diez	36	2.18%	13	23	0	0	0
GRN Hunter Wayne Crow	13	0.79%	7	6	0	0	0
Total Votes Cast	1,655	100.00%	521	1,101	31	2	0
Overvotes	0		0	0	0	0	0
Undervotes	39		17	22	0	0	0
Contest Totals	1,694		538	1,123	31	2	0

**PCT 004**

**Justice, Supreme Court, Place 3**

Vote For 1

	TOTAL	VOTE %	Election Day	Early Voting	Ballot By Mail	Provisional Ballots	Limited Ballots
REP Debra Lehrmann	1,161	69.77%	374	765	21	1	0
DEM Erin A. Nowell	473	28.43%	133	329	10	1	0
LIB Thomas Edward Oxford	30	1.80%	17	13	0	0	0
Total Votes Cast	1,664	100.00%	524	1,107	31	2	0
Overvotes	0		0	0	0	0	0
Undervotes	30		14	16	0	0	0
Contest Totals	1,694		538	1,123	31	2	0

**Justice, Supreme Court, Place 5**

Vote For 1

	TOTAL	VOTE %	Election Day	Early Voting	Ballot By Mail	Provisional Ballots	Limited Ballots
REP Rebeca Huddle	1,172	70.56%	382	768	21	1	0
DEM Amanda Reichel	489	29.44%	141	337	10	1	0
Total Votes Cast	1,661	100.00%	523	1,105	31	2	0
Overvotes	0		0	0	0	0	0
Undervotes	33		15	18	0	0	0
Contest Totals	1,694		538	1,123	31	2	0

**Justice, Supreme Court, Place 9**

Vote For 1

	TOTAL	VOTE %	Election Day	Early Voting	Ballot By Mail	Provisional Ballots	Limited Ballots
REP Evan Young	1,172	70.69%	381	769	21	1	0
DEM Julia Maldonado	486	29.31%	140	335	10	1	0
Total Votes Cast	1,658	100.00%	521	1,104	31	2	0
Overvotes	0		0	0	0	0	0
Undervotes	36		17	19	0	0	0
Contest Totals	1,694		538	1,123	31	2	0

**Judge, Court of Criminal Appeals, Place 5**

Vote For 1

	TOTAL	VOTE %	Election Day	Early Voting	Ballot By Mail	Provisional Ballots	Limited Ballots
REP Scott Walker	1,162	70.25%	379	763	19	1	0
DEM Dana Huffman	492	29.75%	141	338	12	1	0
Total Votes Cast	1,654	100.00%	520	1,101	31	2	0
Overvotes	0		0	0	0	0	0
Undervotes	40		18	22	0	0	0
Contest Totals	1,694		538	1,123	31	2	0

**PCT 004**

**Judge, Court of Criminal Appeals, Place 6**

Vote For 1

	TOTAL	VOTE %		Election Day	Early Voting	Ballot By Mail	Provisional Ballots	Limited Ballots
REP Jesse F. McClure, III	1,171	70.80%		383	766	21	1	0
DEM Robert Johnson	483	29.20%		138	334	10	1	0
Total Votes Cast	1,654	100.00%		521	1,100	31	2	0
Overvotes	0			0	0	0	0	0
Undervotes	40			17	23	0	0	0
Contest Totals	1,694			538	1,123	31	2	0

**Member, State Board of Education, District 12 CCD**

Vote For 1

	TOTAL	VOTE %		Election Day	Early Voting	Ballot By Mail	Provisional Ballots	Limited Ballots
REP Pam Little	1,150	69.53%		371	758	20	1	0
DEM Alex Cornwallis	465	28.11%		127	327	10	1	0
LIB Christy Mowrey	39	2.36%		22	17	0	0	0
Write-In Totals	0	0.00%		0	0	0	0	0
Total Votes Cast	1,654	100.00%		520	1,102	30	2	0
Overvotes	1			0	0	1	0	0
Undervotes	39			18	21	0	0	0
Contest Totals	1,694			538	1,123	31	2	0

**State Senator, District 8**

Vote For 1

	TOTAL	VOTE %		Election Day	Early Voting	Ballot By Mail	Provisional Ballots	Limited Ballots
REP Angela Paxton	1,124	67.71%		373	731	19	1	0
DEM Jonathan Cocks	494	29.76%		132	349	12	1	0
LIB Edward Kless	42	2.53%		17	25	0	0	0
Total Votes Cast	1,660	100.00%		522	1,105	31	2	0
Overvotes	0			0	0	0	0	0
Undervotes	34			16	18	0	0	0
Contest Totals	1,694			538	1,123	31	2	0

**State Representative, District 67**

Vote For 1

	TOTAL	VOTE %		Election Day	Early Voting	Ballot By Mail	Provisional Ballots	Limited Ballots
REP Jeff Leach	1,161	70.11%		379	760	21	1	0
DEM Kevin Morris	495	29.89%		142	342	10	1	0
Total Votes Cast	1,656	100.00%		521	1,102	31	2	0
Overvotes	0			0	0	0	0	0
Undervotes	38			17	21	0	0	0
Contest Totals	1,694			538	1,123	31	2	0

**PCT 004**

**Justice, 5th Court of Appeals District, Place 4**

Vote For 1

	TOTAL	VOTE %	Election Day	Early Voting	Ballot By Mail	Provisional Ballots	Limited Ballots
REP Emily A. Miskel	1,168	70.79%	383	763	21	1	0
DEM Maricela Moore	482	29.21%	135	336	10	1	0
Total Votes Cast	1,650	100.00%	518	1,099	31	2	0
Overvotes	0		0	0	0	0	0
Undervotes	44		20	24	0	0	0
Contest Totals	1,694		538	1,123	31	2	0

**Justice, 5th Court of Appeals District, Place 7**

Vote For 1

	TOTAL	VOTE %	Election Day	Early Voting	Ballot By Mail	Provisional Ballots	Limited Ballots
REP Kristina Williams	1,167	70.68%	383	762	21	1	0
DEM Nancy Kennedy	484	29.32%	134	339	10	1	0
Total Votes Cast	1,651	100.00%	517	1,101	31	2	0
Overvotes	0		0	0	0	0	0
Undervotes	43		21	22	0	0	0
Contest Totals	1,694		538	1,123	31	2	0

**County Judge CCD**

Vote For 1

	TOTAL	VOTE %	Election Day	Early Voting	Ballot By Mail	Provisional Ballots	Limited Ballots
REP Chris Hill	1,162	70.34%	381	761	19	1	0
DEM Joshua Murray	490	29.66%	137	340	12	1	0
Total Votes Cast	1,652	100.00%	518	1,101	31	2	0
Overvotes	0		0	0	0	0	0
Undervotes	42		20	22	0	0	0
Contest Totals	1,694		538	1,123	31	2	0

**District Clerk CCD**




Vote For 1

	TOTAL	VOTE %	Election Day	Early Voting	Ballot By Mail	Provisional Ballots	Limited Ballots
REP Mike Gould	1,171	71.14%	378	771	21	1	0
DEM David Brignac	475	28.86%	137	327	10	1	0
Total Votes Cast	1,646	100.00%	515	1,098	31	2	0
Overvotes	0		0	0	0	0	0
Undervotes	48		23	25	0	0	0
Contest Totals	1,694		538	1,123	31	2	0

**PCT 004**

**McKinney, City of - Local Option Election**

Vote For 1

	TOTAL	VOTE %		Election Day	Early Voting	Ballot By Mail	Provisional Ballots	Limited Ballots
For	382	73.18%		144	228	10	0	0
Against	140	26.82%		61	71	7	1	0
Total Votes Cast	522	100.00%		205	299	17	1	0
Overvotes	0			0	0	0	0	0
Undervotes	26			11	14	1	0	0
Contest Totals	548			216	313	18	1	0



**PCT 005**

**U. S. Representative District 3**

Vote For 1

	TOTAL	VOTE %	Election Day	Early Voting	Ballot By Mail	Provisional Ballots	Limited Ballots
REP Keith Self	363	64.36%	81	260	22	0	0
DEM Sandeep Srivastava	178	31.56%	41	126	11	0	0
LIB Christopher Claytor	23	4.08%	6	15	2	0	0
Total Votes Cast	564	100.00%	128	401	35	0	0
Overvotes	0		0	0	0	0	0
Undervotes	12		1	9	2	0	0
Contest Totals	576		129	410	37	0	0

**Governor**

Vote For 1

	TOTAL	VOTE %	Election Day	Early Voting	Ballot By Mail	Provisional Ballots	Limited Ballots
REP Greg Abbott	370	64.35%	77	271	22	0	0
DEM Beto O'Rourke	195	33.91%	46	134	15	0	0
LIB Mark Tippetts	8	1.39%	4	4	0	0	0
GRN Delilah Barrios	2	0.35%	2	0	0	0	0
Write-In Totals	0	0.00%	0	0	0	0	0
Total Votes Cast	575	100.00%	129	409	37	0	0
Overvotes	0		0	0	0	0	0
Undervotes	1		0	1	0	0	0
Contest Totals	576		129	410	37	0	0

**Lieutenant Governor**

Vote For 1

	TOTAL	VOTE %	Election Day	Early Voting	Ballot By Mail	Provisional Ballots	Limited Ballots
REP Dan Patrick	348	61.27%	74	255	19	0	0
DEM Mike Collier	206	36.27%	47	142	17	0	0
LIB Shanna Steele	14	2.46%	7	7	0	0	0
Total Votes Cast	568	100.00%	128	404	36	0	0
Overvotes	0		0	0	0	0	0
Undervotes	8		1	6	1	0	0
Contest Totals	576		129	410	37	0	0

**Attorney General**

Vote For 1

	TOTAL	VOTE %	Election Day	Early Voting	Ballot By Mail	Provisional Ballots	Limited Ballots
REP Ken Paxton	341	60.89%	74	250	17	0	0
DEM Rochelle Mercedes Garza	195	34.82%	44	136	15	0	0
LIB Mark Ash	24	4.29%	7	14	3	0	0
Total Votes Cast	560	100.00%	125	400	35	0	0
Overvotes	0		0	0	0	0	0
Undervotes	16		4	10	2	0	0
Contest Totals	576		129	410	37	0	0

**PCT 005**

**Comptroller of Public Accounts**

Vote For 1

	TOTAL	VOTE %		Election Day	Early Voting	Ballot By Mail	Provisional Ballots	Limited Ballots
REP Glenn Hegar	381	67.43%		81	276	24	0	0
DEM Janet T. Dudding	172	30.44%		39	122	11	0	0
LIB V. Alonzo Echevarria-Garza	12	2.12%		6	5	1	0	0
Total Votes Cast	565	100.00%		126	403	36	0	0
Overvotes	0			0	0	0	0	0
Undervotes	11			3	7	1	0	0
Contest Totals	576			129	410	37	0	0

**Commissioner of the General Land Office**

Vote For 1

	TOTAL	VOTE %		Election Day	Early Voting	Ballot By Mail	Provisional Ballots	Limited Ballots
REP Dawn Buckingham	369	65.66%		82	267	20	0	0
DEM Jay Kleberg	188	33.45%		40	134	14	0	0
GRN Alfred Molison, Jr	5	0.89%		2	3	0	0	0
Write-In Totals	0	0.00%		0	0	0	0	0
Total Votes Cast	562	100.00%		124	404	34	0	0
Overvotes	0			0	0	0	0	0
Undervotes	14			5	6	3	0	0
Contest Totals	576			129	410	37	0	0

**Commissioner of Agriculture**

Vote For 1

	TOTAL	VOTE %		Election Day	Early Voting	Ballot By Mail	Provisional Ballots	Limited Ballots
REP Sid Miller	366	65.12%		82	262	22	0	0
DEM Susan Hays	196	34.88%		43	140	13	0	0
Total Votes Cast	562	100.00%		125	402	35	0	0
Overvotes	0			0	0	0	0	0
Undervotes	14			4	8	2	0	0
Contest Totals	576			129	410	37	0	0

**Railroad Commissioner**

Vote For 1

	TOTAL	VOTE %		Election Day	Early Voting	Ballot By Mail	Provisional Ballots	Limited Ballots
REP Wayne Christian	364	64.65%		78	264	22	0	0
DEM Luke Warford	178	31.62%		40	125	13	0	0
LIB Jaime Andres Diez	19	3.37%		6	13	0	0	0
GRN Hunter Wayne Crow	2	0.36%		0	2	0	0	0
Total Votes Cast	563	100.00%		124	404	35	0	0
Overvotes	0			0	0	0	0	0
Undervotes	13			5	6	2	0	0
Contest Totals	576			129	410	37	0	0

**PCT 005**

**Justice, Supreme Court, Place 3**

Vote For 1

	TOTAL	VOTE %		Election Day	Early Voting	Ballot By Mail	Provisional Ballots	Limited Ballots
REP Debra Lehrmann	369	65.89%		78	267	24	0	0
DEM Erin A. Nowell	174	31.07%		42	122	10	0	0
LIB Thomas Edward Oxford	17	3.04%		5	11	1	0	0
Total Votes Cast	560	100.00%		125	400	35	0	0
Overvotes	0			0	0	0	0	0
Undervotes	16			4	10	2	0	0
Contest Totals	576			129	410	37	0	0

**Justice, Supreme Court, Place 5**

Vote For 1

	TOTAL	VOTE %		Election Day	Early Voting	Ballot By Mail	Provisional Ballots	Limited Ballots
REP Rebeca Huddle	375	67.45%		83	269	23	0	0
DEM Amanda Reichel	181	32.55%		41	128	12	0	0
Total Votes Cast	556	100.00%		124	397	35	0	0
Overvotes	0			0	0	0	0	0
Undervotes	20			5	13	2	0	0
Contest Totals	576			129	410	37	0	0

**Justice, Supreme Court, Place 9**

Vote For 1

	TOTAL	VOTE %		Election Day	Early Voting	Ballot By Mail	Provisional Ballots	Limited Ballots
REP Evan Young	366	65.83%		79	265	22	0	0
DEM Julia Maldonado	190	34.17%		46	132	12	0	0
Total Votes Cast	556	100.00%		125	397	34	0	0
Overvotes	0			0	0	0	0	0
Undervotes	20			4	13	3	0	0
Contest Totals	576			129	410	37	0	0

**Judge, Court of Criminal Appeals, Place 5**




Vote For 1

	TOTAL	VOTE %		Election Day	Early Voting	Ballot By Mail	Provisional Ballots	Limited Ballots
REP Scott Walker	374	67.03%		82	269	23	0	0
DEM Dana Huffman	184	32.97%		42	130	12	0	0
Total Votes Cast	558	100.00%		124	399	35	0	0
Overvotes	0			0	0	0	0	0
Undervotes	18			5	11	2	0	0
Contest Totals	576			129	410	37	0	0

**PCT 005**






**Judge, Court of Criminal Appeals, Place 6**

Vote For 1

	TOTAL	VOTE %		Election Day	Early Voting	Ballot By Mail	Provisional Ballots	Limited Ballots
REP Jesse F. McClure, III	375	67.32%		81	270	24	0	0
DEM Robert Johnson	182	32.68%		43	129	10	0	0
Total Votes Cast	557	100.00%		124	399	34	0	0
Overvotes	0			0	0	0	0	0
Undervotes	19			5	11	3	0	0
Contest Totals	576			129	410	37	0	0





**Member, State Board of Education, District 12 CCD**

Vote For 1

	TOTAL	VOTE %		Election Day	Early Voting	Ballot By Mail	Provisional Ballots	Limited Ballots
REP Pam Little	357	63.98%		75	260	22	0	0
DEM Alex Cornwallis	176	31.54%		39	125	12	0	0
LIB Christy Mowrey	23	4.12%		11	12	0	0	0
Write-In Totals	2	0.36%		0	2	0	0	0
Total Votes Cast	558	100.00%		125	399	34	0	0
Overvotes	0			0	0	0	0	0
Undervotes	18			4	11	3	0	0
Contest Totals	576			129	410	37	0	0




**State Senator, District 8**

Vote For 1

	TOTAL	VOTE %		Election Day	Early Voting	Ballot By Mail	Provisional Ballots	Limited Ballots
REP Angela Paxton	340	60.71%		77	245	18	0	0
DEM Jonathan Cocks	195	34.82%		41	137	17	0	0
LIB Edward Kless	25	4.46%		7	16	2	0	0
Total Votes Cast	560	100.00%		125	398	37	0	0
Overvotes	0			0	0	0	0	0
Undervotes	16			4	12	0	0	0
Contest Totals	576			129	410	37	0	0

**State Representative, District 67**

Vote For 1

	TOTAL	VOTE %		Election Day	Early Voting	Ballot By Mail	Provisional Ballots	Limited Ballots
REP Jeff Leach	373	66.97%		79	269	25	0	0
DEM Kevin Morris	184	33.03%		44	130	10	0	0
Total Votes Cast	557	100.00%		123	399	35	0	0
Overvotes	0			0	0	0	0	0
Undervotes	19			6	11	2	0	0
Contest Totals	576			129	410	37	0	0

**PCT 005**

**Justice, 5th Court of Appeals District, Place 4**

Vote For 1

	TOTAL	VOTE %	Election Day	Early Voting	Ballot By Mail	Provisional Ballots	Limited Ballots
REP Emily A. Miskel	372	67.27%	81	269	22	0	0
DEM Maricela Moore	181	32.73%	41	128	12	0	0
Total Votes Cast	553	100.00%	122	397	34	0	0
Overvotes	0		0	0	0	0	0
Undervotes	23		7	13	3	0	0
Contest Totals	576		129	410	37	0	0

**Justice, 5th Court of Appeals District, Place 7**

Vote For 1

	TOTAL	VOTE %	Election Day	Early Voting	Ballot By Mail	Provisional Ballots	Limited Ballots
REP Kristina Williams	365	66.00%	82	262	21	0	0
DEM Nancy Kennedy	188	34.00%	41	134	13	0	0
Total Votes Cast	553	100.00%	123	396	34	0	0
Overvotes	0		0	0	0	0	0
Undervotes	23		6	14	3	0	0
Contest Totals	576		129	410	37	0	0

**County Judge CCD**

Vote For 1

	TOTAL	VOTE %	Election Day	Early Voting	Ballot By Mail	Provisional Ballots	Limited Ballots
REP Chris Hill	377	67.08%	84	269	24	0	0
DEM Joshua Murray	185	32.92%	42	131	12	0	0
Total Votes Cast	562	100.00%	126	400	36	0	0
Overvotes	0		0	0	0	0	0
Undervotes	14		3	10	1	0	0
Contest Totals	576		129	410	37	0	0

**District Clerk CCD**




Vote For 1

	TOTAL	VOTE %	Election Day	Early Voting	Ballot By Mail	Provisional Ballots	Limited Ballots
REP Mike Gould	378	67.50%	83	274	21	0	0
DEM David Brignac	182	32.50%	43	126	13	0	0
Total Votes Cast	560	100.00%	126	400	34	0	0
Overvotes	0		0	0	0	0	0
Undervotes	16		3	10	3	0	0
Contest Totals	576		129	410	37	0	0

**PCT 005**




**County Commissioner, Precinct 4**

Vote For 1

	TOTAL	VOTE %		Election Day	Early Voting	Ballot By Mail	Provisional Ballots	Limited Ballots
REP Duncan Webb	374	66.91%		81	271	22	0	0
DEM Jeffrey Williams	185	33.09%		44	128	13	0	0
Total Votes Cast	559	100.00%		125	399	35	0	0
Overvotes	0			0	0	0	0	0
Undervotes	17			4	11	2	0	0
Contest Totals	576			129	410	37	0	0

**Justice of the Peace, Precinct 3**

Vote For 1

	TOTAL	VOTE %		Election Day	Early Voting	Ballot By Mail	Provisional Ballots	Limited Ballots
REP Mike Missildine	377	67.93%		82	273	22	0	0
DEM Irvin Lynn Barrett	178	32.07%		41	125	12	0	0
Total Votes Cast	555	100.00%		123	398	34	0	0
Overvotes	0			0	0	0	0	0
Undervotes	21			6	12	3	0	0
Contest Totals	576			129	410	37	0	0

## PCT 006

### U. S. Representative District 3

Vote For 1

	TOTAL	VOTE %	Election Day	Early Voting	Ballot By Mail	Provisional Ballots	Limited Ballots
REP Keith Self	318	43.15%	115	201	1	1	0
DEM Sandeep Srivastava	401	54.41%	110	284	5	2	0
LIB Christopher Claytor	18	2.44%	7	11	0	0	0
Total Votes Cast	737	100.00%	232	496	6	3	0
Overvotes	0		0	0	0	0	0
Undervotes	7		2	5	0	0	0
Contest Totals	744		234	501	6	3	0

### Governor

Vote For 1

	TOTAL	VOTE %	Election Day	Early Voting	Ballot By Mail	Provisional Ballots	Limited Ballots
REP Greg Abbott	309	41.64%	106	200	2	1	0
DEM Beto O'Rourke	419	56.47%	121	292	4	2	0
LIB Mark Tippetts	11	1.48%	4	7	0	0	0
GRN Delilah Barrios	2	0.27%	2	0	0	0	0
Write-In Totals	1	0.13%	1	0	0	0	0
Total Votes Cast	742	100.00%	234	499	6	3	0
Overvotes	0		0	0	0	0	0
Undervotes	2		0	2	0	0	0
Contest Totals	744		234	501	6	3	0

### Lieutenant Governor

Vote For 1

	TOTAL	VOTE %	Election Day	Early Voting	Ballot By Mail	Provisional Ballots	Limited Ballots
REP Dan Patrick	312	42.45%	113	197	1	1	0
DEM Mike Collier	404	54.97%	115	282	5	2	0
LIB Shanna Steele	19	2.58%	5	14	0	0	0
Total Votes Cast	735	100.00%	233	493	6	3	0
Overvotes	0		0	0	0	0	0
Undervotes	9		1	8	0	0	0
Contest Totals	744		234	501	6	3	0

### Attorney General

Vote For 1

	TOTAL	VOTE %	Election Day	Early Voting	Ballot By Mail	Provisional Ballots	Limited Ballots
REP Ken Paxton	301	40.95%	109	190	1	1	0
DEM Rochelle Mercedes Garza	403	54.83%	116	280	5	2	0
LIB Mark Ash	31	4.22%	8	23	0	0	0
Total Votes Cast	735	100.00%	233	493	6	3	0
Overvotes	0		0	0	0	0	0
Undervotes	9		1	8	0	0	0
Contest Totals	744		234	501	6	3	0

**PCT 006**

**Comptroller of Public Accounts**

Vote For 1

	TOTAL	VOTE %	Election Day	Early Voting	Ballot By Mail	Provisional Ballots	Limited Ballots
REP Glenn Hegar	314	43.37%	113	199	1	1	0
DEM Janet T. Dudding	398	54.97%	110	281	5	2	0
LIB V. Alonzo Echevarria-Garza	12	1.66%	6	6	0	0	0
Total Votes Cast	724	100.00%	229	486	6	3	0
Overvotes	0		0	0	0	0	0
Undervotes	20		5	15	0	0	0
Contest Totals	744		234	501	6	3	0

**Commissioner of the General Land Office**

Vote For 1

	TOTAL	VOTE %	Election Day	Early Voting	Ballot By Mail	Provisional Ballots	Limited Ballots
REP Dawn Buckingham	316	43.71%	115	199	1	1	0
DEM Jay Kleberg	402	55.60%	112	283	5	2	0
GRN Alfred Molison, Jr	3	0.41%	2	1	0	0	0
Write-In Totals	2	0.28%	0	2	0	0	0
Total Votes Cast	723	100.00%	229	485	6	3	0
Overvotes	0		0	0	0	0	0
Undervotes	21		5	16	0	0	0
Contest Totals	744		234	501	6	3	0

**Commissioner of Agriculture**

Vote For 1

	TOTAL	VOTE %	Election Day	Early Voting	Ballot By Mail	Provisional Ballots	Limited Ballots
REP Sid Miller	322	44.17%	120	200	1	1	0
DEM Susan Hays	407	55.83%	111	289	5	2	0
Total Votes Cast	729	100.00%	231	489	6	3	0
Overvotes	0		0	0	0	0	0
Undervotes	15		3	12	0	0	0
Contest Totals	744		234	501	6	3	0

**Railroad Commissioner**

Vote For 1

	TOTAL	VOTE %	Election Day	Early Voting	Ballot By Mail	Provisional Ballots	Limited Ballots
REP Wayne Christian	308	42.48%	114	192	1	1	0
DEM Luke Warford	396	54.62%	107	282	5	2	0
LIB Jaime Andres Diez	19	2.62%	7	12	0	0	0
GRN Hunter Wayne Crow	2	0.28%	1	1	0	0	0
Total Votes Cast	725	100.00%	229	487	6	3	0
Overvotes	0		0	0	0	0	0
Undervotes	19		5	14	0	0	0
Contest Totals	744		234	501	6	3	0



**PCT 006**

**Justice, Supreme Court, Place 3**

Vote For 1

	TOTAL	VOTE %	Election Day	Early Voting	Ballot By Mail	Provisional Ballots	Limited Ballots
REP Debra Lehrmann	321	44.21%	120	199	1	1	0
DEM Erin A. Nowell	393	54.13%	104	282	5	2	0
LIB Thomas Edward Oxford	12	1.65%	4	8	0	0	0
Total Votes Cast	726	100.00%	228	489	6	3	0
Overvotes	0		0	0	0	0	0
Undervotes	18		6	12	0	0	0
Contest Totals	744		234	501	6	3	0

**Justice, Supreme Court, Place 5**

Vote For 1

	TOTAL	VOTE %	Election Day	Early Voting	Ballot By Mail	Provisional Ballots	Limited Ballots
REP Rebeca Huddle	319	44.12%	118	199	1	1	0
DEM Amanda Reichel	404	55.88%	110	287	5	2	0
Total Votes Cast	723	100.00%	228	486	6	3	0
Overvotes	0		0	0	0	0	0
Undervotes	21		6	15	0	0	0
Contest Totals	744		234	501	6	3	0

**Justice, Supreme Court, Place 9**

Vote For 1

	TOTAL	VOTE %	Election Day	Early Voting	Ballot By Mail	Provisional Ballots	Limited Ballots
REP Evan Young	321	44.40%	121	198	1	1	0
DEM Julia Maldonado	402	55.60%	107	288	5	2	0
Total Votes Cast	723	100.00%	228	486	6	3	0
Overvotes	0		0	0	0	0	0
Undervotes	21		6	15	0	0	0
Contest Totals	744		234	501	6	3	0

**Judge, Court of Criminal Appeals, Place 5**

Vote For 1

	TOTAL	VOTE %	Election Day	Early Voting	Ballot By Mail	Provisional Ballots	Limited Ballots
REP Scott Walker	316	43.53%	114	200	1	1	0
DEM Dana Huffman	410	56.47%	114	289	5	2	0
Total Votes Cast	726	100.00%	228	489	6	3	0
Overvotes	0		0	0	0	0	0
Undervotes	18		6	12	0	0	0
Contest Totals	744		234	501	6	3	0

**PCT 006**

**Judge, Court of Criminal Appeals, Place 6**

Vote For 1

	TOTAL	VOTE %	Election Day	Early Voting	Ballot By Mail	Provisional Ballots	Limited Ballots
REP Jesse F. McClure, III	324	44.75%	121	201	1	1	0
DEM Robert Johnson	400	55.25%	107	286	5	2	0
Total Votes Cast	724	100.00%	228	487	6	3	0
Overvotes	0		0	0	0	0	0
Undervotes	20		6	14	0	0	0
Contest Totals	744		234	501	6	3	0

**Member, State Board of Education, District 12 CCD**

Vote For 1

	TOTAL	VOTE %	Election Day	Early Voting	Ballot By Mail	Provisional Ballots	Limited Ballots
REP Pam Little	309	42.45%	116	191	1	1	0
DEM Alex Cornwallis	396	54.40%	110	279	5	2	0
LIB Christy Mowrey	21	2.88%	4	17	0	0	0
Write-In Totals	2	0.27%	0	2	0	0	0
Total Votes Cast	728	100.00%	230	489	6	3	0
Overvotes	0		0	0	0	0	0
Undervotes	16		4	12	0	0	0
Contest Totals	744		234	501	6	3	0

**State Senator, District 8**

Vote For 1

	TOTAL	VOTE %	Election Day	Early Voting	Ballot By Mail	Provisional Ballots	Limited Ballots
REP Angela Paxton	302	41.54%	113	187	1	1	0
DEM Jonathan Cocks	397	54.61%	109	281	5	2	0
LIB Edward Kless	28	3.85%	7	21	0	0	0
Total Votes Cast	727	100.00%	229	489	6	3	0
Overvotes	0		0	0	0	0	0
Undervotes	17		5	12	0	0	0
Contest Totals	744		234	501	6	3	0

**Justice, 5th Court of Appeals District, Place 4**

Vote For 1

	TOTAL	VOTE %	Election Day	Early Voting	Ballot By Mail	Provisional Ballots	Limited Ballots
REP Emily A. Miskel	319	44.49%	115	202	1	1	0
DEM Maricela Moore	398	55.51%	108	283	5	2	0
Total Votes Cast	717	100.00%	223	485	6	3	0
Overvotes	0		0	0	0	0	0
Undervotes	27		11	16	0	0	0
Contest Totals	744		234	501	6	3	0

**PCT 006**

**Justice, 5th Court of Appeals District, Place 7**

Vote For 1

	TOTAL	VOTE %	Election Day	Early Voting	Ballot By Mail	Provisional Ballots	Limited Ballots
REP Kristina Williams	313	43.90%	114	197	1	1	0
DEM Nancy Kennedy	400	56.10%	108	285	5	2	0
Total Votes Cast	713	100.00%	222	482	6	3	0
Overvotes	0		0	0	0	0	0
Undervotes	31		12	19	0	0	0
Contest Totals	744		234	501	6	3	0

**County Judge CCD**

Vote For 1

	TOTAL	VOTE %	Election Day	Early Voting	Ballot By Mail	Provisional Ballots	Limited Ballots
REP Chris Hill	314	43.43%	115	197	1	1	0
DEM Joshua Murray	409	56.57%	111	291	5	2	0
Total Votes Cast	723	100.00%	226	488	6	3	0
Overvotes	0		0	0	0	0	0
Undervotes	21		8	13	0	0	0
Contest Totals	744		234	501	6	3	0

**District Clerk CCD**

Vote For 1

	TOTAL	VOTE %	Election Day	Early Voting	Ballot By Mail	Provisional Ballots	Limited Ballots
REP Mike Gould	323	44.80%	118	203	1	1	0
DEM David Brignac	398	55.20%	108	283	5	2	0
Total Votes Cast	721	100.00%	226	486	6	3	0
Overvotes	0		0	0	0	0	0
Undervotes	23		8	15	0	0	0
Contest Totals	744		234	501	6	3	0

**Justice of the Peace, Precinct 3**

Vote For 1

	TOTAL	VOTE %	Election Day	Early Voting	Ballot By Mail	Provisional Ballots	Limited Ballots
REP Mike Missildine	318	44.23%	117	199	1	1	0
DEM Irvin Lynn Barrett	401	55.77%	109	285	5	2	0
Total Votes Cast	719	100.00%	226	484	6	3	0
Overvotes	0		0	0	0	0	0
Undervotes	25		8	17	0	0	0
Contest Totals	744		234	501	6	3	0

**PCT 007**

**U. S. Representative District 3**

Vote For 1

	TOTAL	VOTE %	Election Day	Early Voting	Ballot By Mail	Provisional Ballots	Limited Ballots
REP Keith Self	386	50.06%	103	270	13	0	0
DEM Sandeep Srivastava	366	47.47%	83	261	19	3	0
LIB Christopher Claytor	19	2.46%	10	9	0	0	0
Total Votes Cast	771	100.00%	196	540	32	3	0
Overvotes	0		0	0	0	0	0
Undervotes	19		6	13	0	0	0
Contest Totals	790		202	553	32	3	0

**Governor**

Vote For 1

	TOTAL	VOTE %	Election Day	Early Voting	Ballot By Mail	Provisional Ballots	Limited Ballots
REP Greg Abbott	383	48.67%	104	266	13	0	0
DEM Beto O'Rourke	393	49.94%	94	277	19	3	0
LIB Mark Tippetts	6	0.76%	2	4	0	0	0
GRN Delilah Barrios	3	0.38%	2	1	0	0	0
Write-In Totals	2	0.25%	0	2	0	0	0
Total Votes Cast	787	100.00%	202	550	32	3	0
Overvotes	0		0	0	0	0	0
Undervotes	3		0	3	0	0	0
Contest Totals	790		202	553	32	3	0

**Lieutenant Governor**

Vote For 1

	TOTAL	VOTE %	Election Day	Early Voting	Ballot By Mail	Provisional Ballots	Limited Ballots
REP Dan Patrick	374	48.32%	104	258	12	0	0
DEM Mike Collier	380	49.10%	86	272	19	3	0
LIB Shanna Steele	20	2.58%	7	12	1	0	0
Total Votes Cast	774	100.00%	197	542	32	3	0
Overvotes	0		0	0	0	0	0
Undervotes	16		5	11	0	0	0
Contest Totals	790		202	553	32	3	0

**Attorney General**

Vote For 1

	TOTAL	VOTE %	Election Day	Early Voting	Ballot By Mail	Provisional Ballots	Limited Ballots
REP Ken Paxton	353	45.73%	96	244	12	1	0
DEM Rochelle Mercedes Garza	385	49.87%	87	278	18	2	0
LIB Mark Ash	34	4.40%	15	17	2	0	0
Total Votes Cast	772	100.00%	198	539	32	3	0
Overvotes	0		0	0	0	0	0
Undervotes	18		4	14	0	0	0
Contest Totals	790		202	553	32	3	0

**PCT 007**

**Comptroller of Public Accounts**

Vote For 1

	TOTAL	VOTE %	Election Day	Early Voting	Ballot By Mail	Provisional Ballots	Limited Ballots
REP Glenn Hegar	391	50.91%	102	276	13	0	0
DEM Janet T. Dudding	357	46.48%	84	251	19	3	0
LIB V. Alonzo Echevarria-Garza	20	2.60%	10	10	0	0	0
Total Votes Cast	768	100.00%	196	537	32	3	0
Overvotes	0		0	0	0	0	0
Undervotes	22		6	16	0	0	0
Contest Totals	790		202	553	32	3	0

**Commissioner of the General Land Office**

Vote For 1

	TOTAL	VOTE %	Election Day	Early Voting	Ballot By Mail	Provisional Ballots	Limited Ballots
REP Dawn Buckingham	385	50.39%	106	266	13	0	0
DEM Jay Kleberg	371	48.56%	89	261	18	3	0
GRN Alfred Molison, Jr	8	1.05%	1	7	0	0	0
Write-In Totals	0	0.00%	0	0	0	0	0
Total Votes Cast	764	100.00%	196	534	31	3	0
Overvotes	0		0	0	0	0	0
Undervotes	26		6	19	1	0	0
Contest Totals	790		202	553	32	3	0

**Commissioner of Agriculture**

Vote For 1

	TOTAL	VOTE %	Election Day	Early Voting	Ballot By Mail	Provisional Ballots	Limited Ballots
REP Sid Miller	390	50.72%	107	270	13	0	0
DEM Susan Hays	379	49.28%	91	266	19	3	0
Total Votes Cast	769	100.00%	198	536	32	3	0
Overvotes	0		0	0	0	0	0
Undervotes	21		4	17	0	0	0
Contest Totals	790		202	553	32	3	0

**Railroad Commissioner**





Vote For 1

	TOTAL	VOTE %	Election Day	Early Voting	Ballot By Mail	Provisional Ballots	Limited Ballots
REP Wayne Christian	371	48.31%	100	258	13	0	0
DEM Luke Warford	365	47.53%	84	259	19	3	0
LIB Jaime Andres Diez	24	3.12%	10	14	0	0	0
GRN Hunter Wayne Crow	8	1.04%	2	6	0	0	0
Total Votes Cast	768	100.00%	196	537	32	3	0
Overvotes	0		0	0	0	0	0
Undervotes	22		6	16	0	0	0
Contest Totals	790		202	553	32	3	0

**PCT 007**




**Justice, Supreme Court, Place 3**

Vote For 1

	TOTAL	VOTE %		Election Day	Early Voting	Ballot By Mail	Provisional Ballots	Limited Ballots
REP Debra Lehrmann	398	51.96%		107	277	14	0	0
DEM Erin A. Nowell	352	45.95%		79	252	18	3	0
LIB Thomas Edward Oxford	16	2.09%		9	7	0	0	0
Total Votes Cast	766	100.00%		195	536	32	3	0
Overvotes	0			0	0	0	0	0
Undervotes	24			7	17	0	0	0
Contest Totals	790			202	553	32	3	0




**Justice, Supreme Court, Place 5**

Vote For 1

	TOTAL	VOTE %		Election Day	Early Voting	Ballot By Mail	Provisional Ballots	Limited Ballots
REP Rebeca Huddle	402	52.76%		108	281	13	0	0
DEM Amanda Reichek	360	47.24%		86	255	16	3	0
Total Votes Cast	762	100.00%		194	536	29	3	0
Overvotes	0			0	0	0	0	0
Undervotes	28			8	17	3	0	0
Contest Totals	790			202	553	32	3	0




**Justice, Supreme Court, Place 9**

Vote For 1

	TOTAL	VOTE %		Election Day	Early Voting	Ballot By Mail	Provisional Ballots	Limited Ballots
REP Evan Young	394	51.57%		110	271	13	0	0
DEM Julia Maldonado	370	48.43%		85	265	17	3	0
Total Votes Cast	764	100.00%		195	536	30	3	0
Overvotes	0			0	0	0	0	0
Undervotes	26			7	17	2	0	0
Contest Totals	790			202	553	32	3	0

**Judge, Court of Criminal Appeals, Place 5**




Vote For 1

	TOTAL	VOTE %		Election Day	Early Voting	Ballot By Mail	Provisional Ballots	Limited Ballots
REP Scott Walker	392	51.51%		107	272	13	0	0
DEM Dana Huffman	369	48.49%		87	262	17	3	0
Total Votes Cast	761	100.00%		194	534	30	3	0
Overvotes	0			0	0	0	0	0
Undervotes	29			8	19	2	0	0
Contest Totals	790			202	553	32	3	0

**PCT 007**






**Judge, Court of Criminal Appeals, Place 6**

Vote For 1

	TOTAL	VOTE %		Election Day	Early Voting	Ballot By Mail	Provisional Ballots	Limited Ballots
REP Jesse F. McClure, III	394	51.84%		109	271	14	0	0
DEM Robert Johnson	366	48.16%		87	260	16	3	0
Total Votes Cast	760	100.00%		196	531	30	3	0
Overvotes	0			0	0	0	0	0
Undervotes	30			6	22	2	0	0
Contest Totals	790			202	553	32	3	0





**Member, State Board of Education, District 12 CCD**

Vote For 1

	TOTAL	VOTE %		Election Day	Early Voting	Ballot By Mail	Provisional Ballots	Limited Ballots
REP Pam Little	383	50.26%		105	265	13	0	0
DEM Alex Cornwallis	358	46.98%		81	257	17	3	0
LIB Christy Mowrey	21	2.76%		10	11	0	0	0
Write-In Totals	0	0.00%		0	0	0	0	0
Total Votes Cast	762	100.00%		196	533	30	3	0
Overvotes	0			0	0	0	0	0
Undervotes	28			6	20	2	0	0
Contest Totals	790			202	553	32	3	0




**State Senator, District 8**

Vote For 1

	TOTAL	VOTE %		Election Day	Early Voting	Ballot By Mail	Provisional Ballots	Limited Ballots
REP Angela Paxton	366	47.84%		97	257	12	0	0
DEM Jonathan Cocks	370	48.37%		86	263	18	3	0
LIB Edward Kless	29	3.79%		14	14	1	0	0
Total Votes Cast	765	100.00%		197	534	31	3	0
Overvotes	0			0	0	0	0	0
Undervotes	25			5	19	1	0	0
Contest Totals	790			202	553	32	3	0

**Justice, 5th Court of Appeals District, Place 4**

Vote For 1

	TOTAL	VOTE %		Election Day	Early Voting	Ballot By Mail	Provisional Ballots	Limited Ballots
REP Emily A. Miskel	395	52.11%		108	274	13	0	0
DEM Maricela Moore	363	47.89%		85	258	17	3	0
Total Votes Cast	758	100.00%		193	532	30	3	0
Overvotes	0			0	0	0	0	0
Undervotes	32			9	21	2	0	0
Contest Totals	790			202	553	32	3	0

**PCT 007**

**Justice, 5th Court of Appeals District, Place 7**

Vote For 1

	TOTAL	VOTE %	Election Day	Early Voting	Ballot By Mail	Provisional Ballots	Limited Ballots
REP Kristina Williams	395	51.91%	109	273	13	0	0
DEM Nancy Kennedy	366	48.09%	85	259	19	3	0
Total Votes Cast	761	100.00%	194	532	32	3	0
Overvotes	0		0	0	0	0	0
Undervotes	29		8	21	0	0	0
Contest Totals	790		202	553	32	3	0

**County Judge CCD**

Vote For 1

	TOTAL	VOTE %	Election Day	Early Voting	Ballot By Mail	Provisional Ballots	Limited Ballots
REP Chris Hill	400	52.56%	111	276	13	0	0
DEM Joshua Murray	361	47.44%	83	256	19	3	0
Total Votes Cast	761	100.00%	194	532	32	3	0
Overvotes	0		0	0	0	0	0
Undervotes	29		8	21	0	0	0
Contest Totals	790		202	553	32	3	0

**District Clerk CCD**

Vote For 1

	TOTAL	VOTE %	Election Day	Early Voting	Ballot By Mail	Provisional Ballots	Limited Ballots
REP Mike Gould	396	52.59%	109	273	14	0	0
DEM David Brignac	357	47.41%	83	253	18	3	0
Total Votes Cast	753	100.00%	192	526	32	3	0
Overvotes	0		0	0	0	0	0
Undervotes	37		10	27	0	0	0
Contest Totals	790		202	553	32	3	0

**Justice of the Peace, Precinct 3**

Vote For 1

	TOTAL	VOTE %	Election Day	Early Voting	Ballot By Mail	Provisional Ballots	Limited Ballots
REP Mike Missildine	397	52.44%	113	271	13	0	0
DEM Irvin Lynn Barrett	360	47.56%	81	258	18	3	0
Total Votes Cast	757	100.00%	194	529	31	3	0
Overvotes	0		0	0	0	0	0
Undervotes	33		8	24	1	0	0
Contest Totals	790		202	553	32	3	0



## PCT 008

### U. S. Representative District 3

Vote For 1

	TOTAL	VOTE %	Election Day	Early Voting	Ballot By Mail	Provisional Ballots	Limited Ballots
REP Keith Self	1,120	69.01%	402	687	25	6	0
DEM Sandeep Srivastava	465	28.65%	166	278	21	0	0
LIB Christopher Claytor	38	2.34%	15	22	1	0	0
Total Votes Cast	1,623	100.00%	583	987	47	6	0
Overvotes	0		0	0	0	0	0
Undervotes	36		20	16	0	0	0
Contest Totals	1,659		603	1,003	47	6	0

### Governor

Vote For 1

	TOTAL	VOTE %	Election Day	Early Voting	Ballot By Mail	Provisional Ballots	Limited Ballots
REP Greg Abbott	1,137	68.70%	412	694	25	6	0
DEM Beto O'Rourke	504	30.45%	184	299	21	0	0
LIB Mark Tippetts	11	0.66%	6	5	0	0	0
GRN Delilah Barrios	3	0.18%	0	3	0	0	0
Write-In Totals	0	0.00%	0	0	0	0	0
Total Votes Cast	1,655	100.00%	602	1,001	46	6	0
Overvotes	0		0	0	0	0	0
Undervotes	4		1	2	1	0	0
Contest Totals	1,659		603	1,003	47	6	0

### Lieutenant Governor

Vote For 1

	TOTAL	VOTE %	Election Day	Early Voting	Ballot By Mail	Provisional Ballots	Limited Ballots
REP Dan Patrick	1,100	67.53%	396	673	26	5	0
DEM Mike Collier	487	29.90%	172	294	21	0	0
LIB Shanna Steele	42	2.58%	17	24	0	1	0
Total Votes Cast	1,629	100.00%	585	991	47	6	0
Overvotes	0		0	0	0	0	0
Undervotes	30		18	12	0	0	0
Contest Totals	1,659		603	1,003	47	6	0

### Attorney General

Vote For 1

	TOTAL	VOTE %	Election Day	Early Voting	Ballot By Mail	Provisional Ballots	Limited Ballots
REP Ken Paxton	1,090	66.99%	392	668	26	4	0
DEM Rochelle Mercedes Garza	483	29.69%	173	289	21	0	0
LIB Mark Ash	54	3.32%	18	34	0	2	0
Total Votes Cast	1,627	100.00%	583	991	47	6	0
Overvotes	0		0	0	0	0	0
Undervotes	32		20	12	0	0	0
Contest Totals	1,659		603	1,003	47	6	0

**PCT 008**

**Comptroller of Public Accounts**

Vote For 1

	TOTAL	VOTE %	Election Day	Early Voting	Ballot By Mail	Provisional Ballots	Limited Ballots
REP Glenn Hegar	1,121	69.63%	406	685	26	4	0
DEM Janet T. Dudding	445	27.64%	152	272	21	0	0
LIB V. Alonzo Echevarria-Garza	44	2.73%	17	25	0	2	0
Total Votes Cast	1,610	100.00%	575	982	47	6	0
Overvotes	0		0	0	0	0	0
Undervotes	49		28	21	0	0	0
Contest Totals	1,659		603	1,003	47	6	0

**Commissioner of the General Land Office**

Vote For 1

	TOTAL	VOTE %	Election Day	Early Voting	Ballot By Mail	Provisional Ballots	Limited Ballots
REP Dawn Buckingham	1,129	69.91%	404	693	26	6	0
DEM Jay Kleberg	454	28.11%	158	275	21	0	0
GRN Alfred Molison, Jr	31	1.92%	14	17	0	0	0
Write-In Totals	1	0.06%	0	1	0	0	0
Total Votes Cast	1,615	100.00%	576	986	47	6	0
Overvotes	0		0	0	0	0	0
Undervotes	44		27	17	0	0	0
Contest Totals	1,659		603	1,003	47	6	0

**Commissioner of Agriculture**

Vote For 1

	TOTAL	VOTE %	Election Day	Early Voting	Ballot By Mail	Provisional Ballots	Limited Ballots
REP Sid Miller	1,136	70.25%	406	699	25	6	0
DEM Susan Hays	481	29.75%	171	290	20	0	0
Total Votes Cast	1,617	100.00%	577	989	45	6	0
Overvotes	0		0	0	0	0	0
Undervotes	42		26	14	2	0	0
Contest Totals	1,659		603	1,003	47	6	0

**Railroad Commissioner**

Vote For 1

	TOTAL	VOTE %	Election Day	Early Voting	Ballot By Mail	Provisional Ballots	Limited Ballots
REP Wayne Christian	1,110	68.60%	396	686	25	3	0
DEM Luke Warford	441	27.26%	151	269	21	0	0
LIB Jaime Andres Diez	54	3.34%	25	27	0	2	0
GRN Hunter Wayne Crow	13	0.80%	6	7	0	0	0
Total Votes Cast	1,618	100.00%	578	989	46	5	0
Overvotes	0		0	0	0	0	0
Undervotes	41		25	14	1	1	0
Contest Totals	1,659		603	1,003	47	6	0

**PCT 008**

**Justice, Supreme Court, Place 3**

Vote For 1

	TOTAL	VOTE %	Election Day	Early Voting	Ballot By Mail	Provisional Ballots	Limited Ballots
REP Debra Lehrmann	1,116	69.58%	403	684	25	4	0
DEM Erin A. Nowell	454	28.30%	157	276	21	0	0
LIB Thomas Edward Oxford	34	2.12%	14	18	0	2	0
Total Votes Cast	1,604	100.00%	574	978	46	6	0
Overvotes	0		0	0	0	0	0
Undervotes	55		29	25	1	0	0
Contest Totals	1,659		603	1,003	47	6	0

**Justice, Supreme Court, Place 5**

Vote For 1

	TOTAL	VOTE %	Election Day	Early Voting	Ballot By Mail	Provisional Ballots	Limited Ballots
REP Rebeca Huddle	1,130	70.98%	409	692	24	5	0
DEM Amanda Reichel	462	29.02%	160	282	20	0	0
Total Votes Cast	1,592	100.00%	569	974	44	5	0
Overvotes	0		0	0	0	0	0
Undervotes	67		34	29	3	1	0
Contest Totals	1,659		603	1,003	47	6	0

**Justice, Supreme Court, Place 9**

Vote For 1

	TOTAL	VOTE %	Election Day	Early Voting	Ballot By Mail	Provisional Ballots	Limited Ballots
REP Evan Young	1,122	70.34%	403	688	25	6	0
DEM Julia Maldonado	473	29.66%	167	285	21	0	0
Total Votes Cast	1,595	100.00%	570	973	46	6	0
Overvotes	0		0	0	0	0	0
Undervotes	64		33	30	1	0	0
Contest Totals	1,659		603	1,003	47	6	0

**Judge, Court of Criminal Appeals, Place 5**

Vote For 1

	TOTAL	VOTE %	Election Day	Early Voting	Ballot By Mail	Provisional Ballots	Limited Ballots
REP Scott Walker	1,126	70.68%	406	689	25	6	0
DEM Dana Huffman	467	29.32%	163	283	21	0	0
Total Votes Cast	1,593	100.00%	569	972	46	6	0
Overvotes	0		0	0	0	0	0
Undervotes	66		34	31	1	0	0
Contest Totals	1,659		603	1,003	47	6	0

**PCT 008**

**Judge, Court of Criminal Appeals, Place 6**

Vote For 1

	TOTAL	VOTE %	Election Day	Early Voting	Ballot By Mail	Provisional Ballots	Limited Ballots
REP Jesse F. McClure, III	1,123	70.63%	404	689	25	5	0
DEM Robert Johnson	467	29.37%	164	282	21	0	0
Total Votes Cast	1,590	100.00%	568	971	46	5	0
Overvotes	0		0	0	0	0	0
Undervotes	69		35	32	1	1	0
Contest Totals	1,659		603	1,003	47	6	0

**Member, State Board of Education, District 12 CCD**

Vote For 1

	TOTAL	VOTE %	Election Day	Early Voting	Ballot By Mail	Provisional Ballots	Limited Ballots
REP Pam Little	1,103	69.28%	393	681	25	4	0
DEM Alex Cornwallis	441	27.70%	151	269	21	0	0
LIB Christy Mowrey	48	3.02%	22	24	0	2	0
Write-In Totals	0	0.00%	0	0	0	0	0
Total Votes Cast	1,592	100.00%	566	974	46	6	0
Overvotes	0		0	0	0	0	0
Undervotes	67		37	29	1	0	0
Contest Totals	1,659		603	1,003	47	6	0

**State Senator, District 8**

Vote For 1

	TOTAL	VOTE %	Election Day	Early Voting	Ballot By Mail	Provisional Ballots	Limited Ballots
REP Angela Paxton	1,098	68.71%	403	666	25	4	0
DEM Jonathan Cocks	461	28.85%	158	282	21	0	0
LIB Edward Kless	39	2.44%	12	25	0	2	0
Total Votes Cast	1,598	100.00%	573	973	46	6	0
Overvotes	0		0	0	0	0	0
Undervotes	61		30	30	1	0	0
Contest Totals	1,659		603	1,003	47	6	0

**Justice, 5th Court of Appeals District, Place 4**

Vote For 1

	TOTAL	VOTE %	Election Day	Early Voting	Ballot By Mail	Provisional Ballots	Limited Ballots
REP Emily A. Miskel	1,123	70.90%	404	688	26	5	0
DEM Maricela Moore	461	29.10%	163	278	20	0	0
Total Votes Cast	1,584	100.00%	567	966	46	5	0
Overvotes	0		0	0	0	0	0
Undervotes	75		36	37	1	1	0
Contest Totals	1,659		603	1,003	47	6	0

**PCT 008**

**Justice, 5th Court of Appeals District, Place 7**

Vote For 1

	TOTAL	VOTE %	Election Day	Early Voting	Ballot By Mail	Provisional Ballots	Limited Ballots
REP Kristina Williams	1,127	70.88%	404	691	26	6	0
DEM Nancy Kennedy	463	29.12%	163	280	20	0	0
Total Votes Cast	1,590	100.00%	567	971	46	6	0
Overvotes	0		0	0	0	0	0
Undervotes	69		36	32	1	0	0
Contest Totals	1,659		603	1,003	47	6	0

**County Judge CCD**

Vote For 1

	TOTAL	VOTE %	Election Day	Early Voting	Ballot By Mail	Provisional Ballots	Limited Ballots
REP Chris Hill	1,130	70.62%	406	692	26	6	0
DEM Joshua Murray	470	29.38%	167	283	20	0	0
Total Votes Cast	1,600	100.00%	573	975	46	6	0
Overvotes	0		0	0	0	0	0
Undervotes	59		30	28	1	0	0
Contest Totals	1,659		603	1,003	47	6	0

**District Clerk CCD**

Vote For 1

	TOTAL	VOTE %	Election Day	Early Voting	Ballot By Mail	Provisional Ballots	Limited Ballots
REP Mike Gould	1,126	71.00%	402	692	26	6	0
DEM David Brignac	460	29.00%	163	277	20	0	0
Total Votes Cast	1,586	100.00%	565	969	46	6	0
Overvotes	0		0	0	0	0	0
Undervotes	73		38	34	1	0	0
Contest Totals	1,659		603	1,003	47	6	0

**Justice of the Peace, Precinct 3**

Vote For 1

	TOTAL	VOTE %	Election Day	Early Voting	Ballot By Mail	Provisional Ballots	Limited Ballots
REP Mike Missildine	1,124	70.91%	404	689	25	6	0
DEM Irvin Lynn Barrett	461	29.09%	161	280	20	0	0
Total Votes Cast	1,585	100.00%	565	969	45	6	0
Overvotes	0		0	0	0	0	0
Undervotes	74		38	34	2	0	0
Contest Totals	1,659		603	1,003	47	6	0

**PCT 008**

**Lowry Crossing, City of - Ward 3**

Vote For 2

	TOTAL	VOTE %		Election Day	Early Voting	Ballot By Mail	Provisional Ballots	Limited Ballots
Eusebio (Joe) Trujillo III	6	54.55%		0	6	0	0	0
Cindy Cash	5	45.45%		0	5	0	0	0
David K. Setzer	0	0.00%		0	0	0	0	0
Total Votes Cast	11	100.00%		0	11	0	0	0
Overvotes	0			0	0	0	0	0
Undervotes	1			0	1	0	0	0
Contest Totals	12			0	12	0	0	0

**Princeton, City of - Home-Rule Charter**

Vote For 1

	TOTAL	VOTE %		Election Day	Early Voting	Ballot By Mail	Provisional Ballots	Limited Ballots
For	56	63.64%		20	34	2	0	0
Against	32	36.36%		19	13	0	0	0
Total Votes Cast	88	100.00%		39	47	2	0	0
Overvotes	0			0	0	0	0	0
Undervotes	18			7	11	0	0	0
Contest Totals	106			46	58	2	0	0

**Princeton ISD - Trustees**

Vote For 2

	TOTAL	VOTE %		Election Day	Early Voting	Ballot By Mail	Provisional Ballots	Limited Ballots
Julia Schmoker	633	34.36%		262	360	11	0	0
Starla Sharpe	331	17.97%		99	217	14	1	0
Tim Tidwell	363	19.71%		113	235	13	2	0
John A Campbell	515	27.96%		227	278	10	0	0
Total Votes Cast	1,842	100.00%		701	1,090	48	3	0
Overvotes	0			0	0	0	0	0
Undervotes	1,476			505	916	46	9	0
Contest Totals	3,318			1,206	2,006	94	12	0

**PCT 009**

**U. S. Representative District 3**

Vote For 1

	TOTAL	VOTE %	Election Day	Early Voting	Ballot By Mail	Provisional Ballots	Limited Ballots
REP Keith Self	925	58.36%	313	586	24	2	0
DEM Sandeep Srivastava	600	37.85%	217	362	19	2	0
LIB Christopher Claytor	60	3.79%	30	30	0	0	0
Total Votes Cast	1,585	100.00%	560	978	43	4	0
Overvotes	0		0	0	0	0	0
Undervotes	26		9	16	0	1	0
Contest Totals	1,611		569	994	43	5	0

**Governor**

Vote For 1

	TOTAL	VOTE %	Election Day	Early Voting	Ballot By Mail	Provisional Ballots	Limited Ballots
REP Greg Abbott	934	58.05%	320	586	26	2	0
DEM Beto O'Rourke	645	40.09%	235	390	17	3	0
LIB Mark Tippetts	27	1.68%	11	16	0	0	0
GRN Delilah Barrios	3	0.19%	3	0	0	0	0
Write-In Totals	0	0.00%	0	0	0	0	0
Total Votes Cast	1,609	100.00%	569	992	43	5	0
Overvotes	0		0	0	0	0	0
Undervotes	2		0	2	0	0	0
Contest Totals	1,611		569	994	43	5	0

**Lieutenant Governor**

Vote For 1

	TOTAL	VOTE %	Election Day	Early Voting	Ballot By Mail	Provisional Ballots	Limited Ballots
REP Dan Patrick	911	57.08%	307	578	24	2	0
DEM Mike Collier	627	39.29%	221	385	19	2	0
LIB Shanna Steele	58	3.63%	34	24	0	0	0
Total Votes Cast	1,596	100.00%	562	987	43	4	0
Overvotes	0		0	0	0	0	0
Undervotes	15		7	7	0	1	0
Contest Totals	1,611		569	994	43	5	0

**Attorney General**

Vote For 1

	TOTAL	VOTE %	Election Day	Early Voting	Ballot By Mail	Provisional Ballots	Limited Ballots
REP Ken Paxton	894	56.05%	299	569	24	2	0
DEM Rochelle Mercedes Garza	634	39.75%	234	380	18	2	0
LIB Mark Ash	67	4.20%	31	35	1	0	0
Total Votes Cast	1,595	100.00%	564	984	43	4	0
Overvotes	0		0	0	0	0	0
Undervotes	16		5	10	0	1	0
Contest Totals	1,611		569	994	43	5	0

**PCT 009**

**Comptroller of Public Accounts**

Vote For 1

	TOTAL	VOTE %	Election Day	Early Voting	Ballot By Mail	Provisional Ballots	Limited Ballots
REP Glenn Hegar	948	59.92%	322	599	25	2	0
DEM Janet T. Dudding	572	36.16%	205	347	18	2	0
LIB V. Alonzo Echevarria-Garza	62	3.92%	30	32	0	0	0
Total Votes Cast	1,582	100.00%	557	978	43	4	0
Overvotes	0		0	0	0	0	0
Undervotes	29		12	16	0	1	0
Contest Totals	1,611		569	994	43	5	0

**Commissioner of the General Land Office**

Vote For 1

	TOTAL	VOTE %	Election Day	Early Voting	Ballot By Mail	Provisional Ballots	Limited Ballots
REP Dawn Buckingham	948	60.08%	329	592	25	2	0
DEM Jay Kleberg	598	37.90%	209	369	18	2	0
GRN Alfred Molison, Jr	32	2.03%	15	17	0	0	0
Write-In Totals	0	0.00%	0	0	0	0	0
Total Votes Cast	1,578	100.00%	553	978	43	4	0
Overvotes	0		0	0	0	0	0
Undervotes	33		16	16	0	1	0
Contest Totals	1,611		569	994	43	5	0

**Commissioner of Agriculture**

Vote For 1

	TOTAL	VOTE %	Election Day	Early Voting	Ballot By Mail	Provisional Ballots	Limited Ballots
REP Sid Miller	950	60.32%	323	601	24	2	0
DEM Susan Hays	625	39.68%	228	376	19	2	0
Total Votes Cast	1,575	100.00%	551	977	43	4	0
Overvotes	0		0	0	0	0	0
Undervotes	36		18	17	0	1	0
Contest Totals	1,611		569	994	43	5	0

**Railroad Commissioner**

Vote For 1

	TOTAL	VOTE %	Election Day	Early Voting	Ballot By Mail	Provisional Ballots	Limited Ballots
REP Wayne Christian	919	58.35%	306	587	24	2	0
DEM Luke Warford	582	36.95%	203	358	19	2	0
LIB Jaime Andres Diez	51	3.24%	28	23	0	0	0
GRN Hunter Wayne Crow	23	1.46%	13	10	0	0	0
Total Votes Cast	1,575	100.00%	550	978	43	4	0
Overvotes	0		0	0	0	0	0
Undervotes	36		19	16	0	1	0
Contest Totals	1,611		569	994	43	5	0



**PCT 009**

**Justice, Supreme Court, Place 3**

Vote For 1

	TOTAL	VOTE %		Election Day	Early Voting	Ballot By Mail	Provisional Ballots	Limited Ballots
REP Debra Lehrmann	923	58.68%		310	587	24	2	0
DEM Erin A. Nowell	593	37.70%		209	363	19	2	0
LIB Thomas Edward Oxford	57	3.62%		31	26	0	0	0
Total Votes Cast	1,573	100.00%		550	976	43	4	0
Overvotes	0			0	0	0	0	0
Undervotes	38			19	18	0	1	0
Contest Totals	1,611			569	994	43	5	0

**Justice, Supreme Court, Place 5**

Vote For 1

	TOTAL	VOTE %		Election Day	Early Voting	Ballot By Mail	Provisional Ballots	Limited Ballots
REP Rebeca Huddle	954	60.92%		327	601	24	2	0
DEM Amanda Reichel	612	39.08%		217	374	19	2	0
Total Votes Cast	1,566	100.00%		544	975	43	4	0
Overvotes	0			0	0	0	0	0
Undervotes	45			25	19	0	1	0
Contest Totals	1,611			569	994	43	5	0

**Justice, Supreme Court, Place 9**

Vote For 1

	TOTAL	VOTE %		Election Day	Early Voting	Ballot By Mail	Provisional Ballots	Limited Ballots
REP Evan Young	935	59.86%		312	597	24	2	0
DEM Julia Maldonado	627	40.14%		234	372	19	2	0
Total Votes Cast	1,562	100.00%		546	969	43	4	0
Overvotes	0			0	0	0	0	0
Undervotes	49			23	25	0	1	0
Contest Totals	1,611			569	994	43	5	0

**Judge, Court of Criminal Appeals, Place 5**

Vote For 1

	TOTAL	VOTE %		Election Day	Early Voting	Ballot By Mail	Provisional Ballots	Limited Ballots
REP Scott Walker	934	59.83%		317	591	24	2	0
DEM Dana Huffman	627	40.17%		228	378	19	2	0
Total Votes Cast	1,561	100.00%		545	969	43	4	0
Overvotes	0			0	0	0	0	0
Undervotes	50			24	25	0	1	0
Contest Totals	1,611			569	994	43	5	0

**PCT 009**

**Judge, Court of Criminal Appeals, Place 6**

Vote For 1

	TOTAL	VOTE %		Election Day	Early Voting	Ballot By Mail	Provisional Ballots	Limited Ballots
REP Jesse F. McClure, III	950	61.05%		323	601	24	2	0
DEM Robert Johnson	606	38.95%		221	364	19	2	0
Total Votes Cast	1,556	100.00%		544	965	43	4	0
Overvotes	0			0	0	0	0	0
Undervotes	55			25	29	0	1	0
Contest Totals	1,611			569	994	43	5	0

**Member, State Board of Education, District 12 CCD**

Vote For 1

	TOTAL	VOTE %		Election Day	Early Voting	Ballot By Mail	Provisional Ballots	Limited Ballots
REP Pam Little	911	58.29%		301	584	24	2	0
DEM Alex Cornwallis	578	36.98%		201	356	19	2	0
LIB Christy Mowrey	73	4.67%		44	29	0	0	0
Write-In Totals	1	0.06%		0	1	0	0	0
Total Votes Cast	1,563	100.00%		546	970	43	4	0
Overvotes	0			0	0	0	0	0
Undervotes	48			23	24	0	1	0
Contest Totals	1,611			569	994	43	5	0

**State Senator, District 8**

Vote For 1

	TOTAL	VOTE %		Election Day	Early Voting	Ballot By Mail	Provisional Ballots	Limited Ballots
REP Angela Paxton	900	57.22%		305	570	23	2	0
DEM Jonathan Cocks	604	38.40%		211	372	19	2	0
LIB Edward Kless	69	4.39%		35	33	1	0	0
Total Votes Cast	1,573	100.00%		551	975	43	4	0
Overvotes	0			0	0	0	0	0
Undervotes	38			18	19	0	1	0
Contest Totals	1,611			569	994	43	5	0

**State Representative, District 67**

Vote For 1

	TOTAL	VOTE %		Election Day	Early Voting	Ballot By Mail	Provisional Ballots	Limited Ballots
REP Jeff Leach	944	60.51%		323	595	24	2	0
DEM Kevin Morris	616	39.49%		221	374	19	2	0
Total Votes Cast	1,560	100.00%		544	969	43	4	0
Overvotes	0			0	0	0	0	0
Undervotes	51			25	25	0	1	0
Contest Totals	1,611			569	994	43	5	0

**PCT 009**

**Justice, 5th Court of Appeals District, Place 4**

Vote For 1

	TOTAL	VOTE %	Election Day	Early Voting	Ballot By Mail	Provisional Ballots	Limited Ballots
REP Emily A. Miskel	945	60.54%	315	604	24	2	0
DEM Maricela Moore	616	39.46%	230	365	19	2	0
Total Votes Cast	1,561	100.00%	545	969	43	4	0
Overvotes	0		0	0	0	0	0
Undervotes	50		24	25	0	1	0
Contest Totals	1,611		569	994	43	5	0

**Justice, 5th Court of Appeals District, Place 7**

Vote For 1

	TOTAL	VOTE %	Election Day	Early Voting	Ballot By Mail	Provisional Ballots	Limited Ballots
REP Kristina Williams	939	60.50%	319	594	24	2	0
DEM Nancy Kennedy	613	39.50%	223	369	19	2	0
Total Votes Cast	1,552	100.00%	542	963	43	4	0
Overvotes	0		0	0	0	0	0
Undervotes	59		27	31	0	1	0
Contest Totals	1,611		569	994	43	5	0

**County Judge CCD**

Vote For 1

	TOTAL	VOTE %	Election Day	Early Voting	Ballot By Mail	Provisional Ballots	Limited Ballots
REP Chris Hill	934	59.68%	320	588	24	2	0
DEM Joshua Murray	631	40.32%	226	384	19	2	0
Total Votes Cast	1,565	100.00%	546	972	43	4	0
Overvotes	0		0	0	0	0	0
Undervotes	46		23	22	0	1	0
Contest Totals	1,611		569	994	43	5	0

**District Clerk CCD**

Vote For 1

	TOTAL	VOTE %	Election Day	Early Voting	Ballot By Mail	Provisional Ballots	Limited Ballots
REP Mike Gould	947	60.63%	324	597	24	2	0
DEM David Brignac	615	39.37%	221	373	19	2	0
Total Votes Cast	1,562	100.00%	545	970	43	4	0
Overvotes	0		0	0	0	0	0
Undervotes	49		24	24	0	1	0
Contest Totals	1,611		569	994	43	5	0

**PCT 009**

**Justice of the Peace, Precinct 2**

Vote For 1

	TOTAL	VOTE %	Election Day	Early Voting	Ballot By Mail	Provisional Ballots	Limited Ballots
REP Ellen Skinner	947	60.47%	326	595	24	2	0
DEM Jennifer McKenzie	619	39.53%	222	376	19	2	0
Total Votes Cast	1,566	100.00%	548	971	43	4	0
Overvotes	0		0	0	0	0	0
Undervotes	45		21	23	0	1	0
Contest Totals	1,611		569	994	43	5	0

**McKinney, City of - Local Option Election**

Vote For 1

	TOTAL	VOTE %	Election Day	Early Voting	Ballot By Mail	Provisional Ballots	Limited Ballots
For	3	60.00%	1	2	0	0	0
Against	2	40.00%	0	2	0	0	0
Total Votes Cast	5	100.00%	1	4	0	0	0
Overvotes	0		0	0	0	0	0
Undervotes	0		0	0	0	0	0
Contest Totals	5		1	4	0	0	0

**Princeton, City of - Home-Rule Charter**

Vote For 1

	TOTAL	VOTE %	Election Day	Early Voting	Ballot By Mail	Provisional Ballots	Limited Ballots
For	572	58.49%	225	330	17	0	0
Against	406	41.51%	149	243	11	3	0
Total Votes Cast	978	100.00%	374	573	28	3	0
Overvotes	0		0	0	0	0	0
Undervotes	171		81	87	1	2	0
Contest Totals	1,149		455	660	29	5	0

**Princeton ISD - Trustees**

Vote For 2

	TOTAL	VOTE %	Election Day	Early Voting	Ballot By Mail	Provisional Ballots	Limited Ballots
Julia Schmoker	342	26.72%	129	206	6	1	0
Starla Sharpe	415	32.42%	180	227	4	4	0
Tim Tidwell	175	13.67%	69	98	7	1	0
John A Campbell	348	27.19%	133	212	3	0	0
Total Votes Cast	1,280	100.00%	511	743	20	6	0
Overvotes	0		0	0	0	0	0
Undervotes	890		349	505	32	4	0
Contest Totals	2,170		860	1,248	52	10	0

## PCT 010

### U. S. Representative District 3

Vote For 1

	TOTAL	VOTE %	Election Day	Early Voting	Ballot By Mail	Provisional Ballots	Limited Ballots
REP Keith Self	380	85.20%	107	260	13	0	0
DEM Sandeep Srivastava	61	13.68%	13	38	10	0	0
LIB Christopher Claytor	5	1.12%	2	3	0	0	0
Total Votes Cast	446	100.00%	122	301	23	0	0
Overvotes	0		0	0	0	0	0
Undervotes	9		4	5	0	0	0
Contest Totals	455		126	306	23	0	0

### Governor

Vote For 1

	TOTAL	VOTE %	Election Day	Early Voting	Ballot By Mail	Provisional Ballots	Limited Ballots
REP Greg Abbott	383	84.55%	107	263	13	0	0
DEM Beto O'Rourke	67	14.79%	17	40	10	0	0
LIB Mark Tippetts	3	0.66%	1	2	0	0	0
GRN Delilah Barrios	0	0.00%	0	0	0	0	0
Write-In Totals	0	0.00%	0	0	0	0	0
Total Votes Cast	453	100.00%	125	305	23	0	0
Overvotes	0		0	0	0	0	0
Undervotes	2		1	1	0	0	0
Contest Totals	455		126	306	23	0	0

### Lieutenant Governor

Vote For 1

	TOTAL	VOTE %	Election Day	Early Voting	Ballot By Mail	Provisional Ballots	Limited Ballots
REP Dan Patrick	373	83.07%	104	256	13	0	0
DEM Mike Collier	68	15.14%	18	40	10	0	0
LIB Shanna Steele	8	1.78%	1	7	0	0	0
Total Votes Cast	449	100.00%	123	303	23	0	0
Overvotes	0		0	0	0	0	0
Undervotes	6		3	3	0	0	0
Contest Totals	455		126	306	23	0	0

### Attorney General

Vote For 1

	TOTAL	VOTE %	Election Day	Early Voting	Ballot By Mail	Provisional Ballots	Limited Ballots
REP Ken Paxton	372	82.48%	105	254	13	0	0
DEM Rochelle Mercedes Garza	67	14.86%	17	40	10	0	0
LIB Mark Ash	12	2.66%	2	10	0	0	0
Total Votes Cast	451	100.00%	124	304	23	0	0
Overvotes	0		0	0	0	0	0
Undervotes	4		2	2	0	0	0
Contest Totals	455		126	306	23	0	0

**PCT 010**

**Comptroller of Public Accounts**

Vote For 1

	TOTAL	VOTE %	Election Day	Early Voting	Ballot By Mail	Provisional Ballots	Limited Ballots
REP Glenn Hegar	377	83.96%	104	260	13	0	0
DEM Janet T. Dudding	64	14.25%	15	39	10	0	0
LIB V. Alonzo Echevarria-Garza	8	1.78%	3	5	0	0	0
Total Votes Cast	449	100.00%	122	304	23	0	0
Overvotes	0		0	0	0	0	0
Undervotes	6		4	2	0	0	0
Contest Totals	455		126	306	23	0	0

**Commissioner of the General Land Office**

Vote For 1

	TOTAL	VOTE %	Election Day	Early Voting	Ballot By Mail	Provisional Ballots	Limited Ballots
REP Dawn Buckingham	378	84.56%	102	263	13	0	0
DEM Jay Kleberg	66	14.77%	18	38	10	0	0
GRN Alfred Molison, Jr	3	0.67%	1	2	0	0	0
Write-In Totals	0	0.00%	0	0	0	0	0
Total Votes Cast	447	100.00%	121	303	23	0	0
Overvotes	0		0	0	0	0	0
Undervotes	8		5	3	0	0	0
Contest Totals	455		126	306	23	0	0

**Commissioner of Agriculture**

Vote For 1

	TOTAL	VOTE %	Election Day	Early Voting	Ballot By Mail	Provisional Ballots	Limited Ballots
REP Sid Miller	379	84.60%	104	262	13	0	0
DEM Susan Hays	69	15.40%	17	42	10	0	0
Total Votes Cast	448	100.00%	121	304	23	0	0
Overvotes	0		0	0	0	0	0
Undervotes	7		5	2	0	0	0
Contest Totals	455		126	306	23	0	0

**Railroad Commissioner**

Vote For 1

	TOTAL	VOTE %	Election Day	Early Voting	Ballot By Mail	Provisional Ballots	Limited Ballots
REP Wayne Christian	371	83.00%	101	257	13	0	0
DEM Luke Warford	63	14.09%	15	38	10	0	0
LIB Jaime Andres Diez	10	2.24%	3	7	0	0	0
GRN Hunter Wayne Crow	3	0.67%	2	1	0	0	0
Total Votes Cast	447	100.00%	121	303	23	0	0
Overvotes	0		0	0	0	0	0
Undervotes	8		5	3	0	0	0
Contest Totals	455		126	306	23	0	0

**PCT 010**

**Justice, Supreme Court, Place 3**

Vote For 1

	TOTAL	VOTE %	Election Day	Early Voting	Ballot By Mail	Provisional Ballots	Limited Ballots
REP Debra Lehrmann	374	84.23%	102	259	13	0	0
DEM Erin A. Nowell	63	14.19%	16	37	10	0	0
LIB Thomas Edward Oxford	7	1.58%	4	3	0	0	0
Total Votes Cast	444	100.00%	122	299	23	0	0
Overvotes	0		0	0	0	0	0
Undervotes	11		4	7	0	0	0
Contest Totals	455		126	306	23	0	0

**Justice, Supreme Court, Place 5**

Vote For 1

	TOTAL	VOTE %	Election Day	Early Voting	Ballot By Mail	Provisional Ballots	Limited Ballots
REP Rebeca Huddle	379	85.75%	105	261	13	0	0
DEM Amanda Reichel	63	14.25%	15	38	10	0	0
Total Votes Cast	442	100.00%	120	299	23	0	0
Overvotes	0		0	0	0	0	0
Undervotes	13		6	7	0	0	0
Contest Totals	455		126	306	23	0	0

**Justice, Supreme Court, Place 9**

Vote For 1

	TOTAL	VOTE %	Election Day	Early Voting	Ballot By Mail	Provisional Ballots	Limited Ballots
REP Evan Young	378	85.52%	103	262	13	0	0
DEM Julia Maldonado	64	14.48%	17	37	10	0	0
Total Votes Cast	442	100.00%	120	299	23	0	0
Overvotes	0		0	0	0	0	0
Undervotes	13		6	7	0	0	0
Contest Totals	455		126	306	23	0	0

**Judge, Court of Criminal Appeals, Place 5**

Vote For 1

	TOTAL	VOTE %	Election Day	Early Voting	Ballot By Mail	Provisional Ballots	Limited Ballots
REP Scott Walker	375	85.03%	104	258	13	0	0
DEM Dana Huffman	66	14.97%	16	40	10	0	0
Total Votes Cast	441	100.00%	120	298	23	0	0
Overvotes	0		0	0	0	0	0
Undervotes	14		6	8	0	0	0
Contest Totals	455		126	306	23	0	0

**PCT 010**

**Judge, Court of Criminal Appeals, Place 6**

Vote For 1

	TOTAL	VOTE %	Election Day	Early Voting	Ballot By Mail	Provisional Ballots	Limited Ballots
REP Jesse F. McClure, III	375	84.84%	102	260	13	0	0
DEM Robert Johnson	67	15.16%	19	38	10	0	0
Total Votes Cast	442	100.00%	121	298	23	0	0
Overvotes	0		0	0	0	0	0
Undervotes	13		5	8	0	0	0
Contest Totals	455		126	306	23	0	0

**Member, State Board of Education, District 12 CCD**

Vote For 1

	TOTAL	VOTE %	Election Day	Early Voting	Ballot By Mail	Provisional Ballots	Limited Ballots
REP Pam Little	373	84.01%	104	256	13	0	0
DEM Alex Cornwallis	63	14.19%	14	39	10	0	0
LIB Christy Mowrey	8	1.80%	4	4	0	0	0
Write-In Totals	0	0.00%	0	0	0	0	0
Total Votes Cast	444	100.00%	122	299	23	0	0
Overvotes	0		0	0	0	0	0
Undervotes	11		4	7	0	0	0
Contest Totals	455		126	306	23	0	0

**State Senator, District 8**

Vote For 1

	TOTAL	VOTE %	Election Day	Early Voting	Ballot By Mail	Provisional Ballots	Limited Ballots
REP Angela Paxton	370	83.33%	104	253	13	0	0
DEM Jonathan Cocks	64	14.41%	15	39	10	0	0
LIB Edward Kless	10	2.25%	2	8	0	0	0
Total Votes Cast	444	100.00%	121	300	23	0	0
Overvotes	0		0	0	0	0	0
Undervotes	11		5	6	0	0	0
Contest Totals	455		126	306	23	0	0

**State Representative, District 67**

Vote For 1

	TOTAL	VOTE %	Election Day	Early Voting	Ballot By Mail	Provisional Ballots	Limited Ballots
REP Jeff Leach	372	84.55%	104	255	13	0	0
DEM Kevin Morris	68	15.45%	17	41	10	0	0
Total Votes Cast	440	100.00%	121	296	23	0	0
Overvotes	0		0	0	0	0	0
Undervotes	15		5	10	0	0	0
Contest Totals	455		126	306	23	0	0



## PCT 010

### Justice, 5th Court of Appeals District, Place 4

Vote For 1

	TOTAL	VOTE %	Election Day	Early Voting	Ballot By Mail	Provisional Ballots	Limited Ballots
REP Emily A. Miskel	376	84.88%	105	258	13	0	0
DEM Maricela Moore	67	15.12%	17	40	10	0	0
Total Votes Cast	443	100.00%	122	298	23	0	0
Overvotes	0		0	0	0	0	0
Undervotes	12		4	8	0	0	0
Contest Totals	455		126	306	23	0	0

### Justice, 5th Court of Appeals District, Place 7

Vote For 1

	TOTAL	VOTE %	Election Day	Early Voting	Ballot By Mail	Provisional Ballots	Limited Ballots
REP Kristina Williams	374	84.62%	101	260	13	0	0
DEM Nancy Kennedy	68	15.38%	19	39	10	0	0
Total Votes Cast	442	100.00%	120	299	23	0	0
Overvotes	0		0	0	0	0	0
Undervotes	13		6	7	0	0	0
Contest Totals	455		126	306	23	0	0

### County Judge CCD

Vote For 1

	TOTAL	VOTE %	Election Day	Early Voting	Ballot By Mail	Provisional Ballots	Limited Ballots
REP Chris Hill	375	84.46%	103	259	13	0	0
DEM Joshua Murray	69	15.54%	19	40	10	0	0
Total Votes Cast	444	100.00%	122	299	23	0	0
Overvotes	0		0	0	0	0	0
Undervotes	11		4	7	0	0	0
Contest Totals	455		126	306	23	0	0

### District Clerk CCD

Vote For 1

	TOTAL	VOTE %	Election Day	Early Voting	Ballot By Mail	Provisional Ballots	Limited Ballots
REP Mike Gould	378	85.71%	106	259	13	0	0
DEM David Brignac	63	14.29%	14	39	10	0	0
Total Votes Cast	441	100.00%	120	298	23	0	0
Overvotes	0		0	0	0	0	0
Undervotes	14		6	8	0	0	0
Contest Totals	455		126	306	23	0	0

**PCT 010**

**Justice of the Peace, Precinct 2**

Vote For 1

	TOTAL	VOTE %	Election Day	Early Voting	Ballot By Mail	Provisional Ballots	Limited Ballots
REP Ellen Skinner	375	85.62%	104	258	13	0	0
DEM Jennifer McKenzie	63	14.38%	16	37	10	0	0
Total Votes Cast	438	100.00%	120	295	23	0	0
Overvotes	0		0	0	0	0	0
Undervotes	17		6	11	0	0	0
Contest Totals	455		126	306	23	0	0

**Princeton ISD - Trustees**

Vote For 2

	TOTAL	VOTE %	Election Day	Early Voting	Ballot By Mail	Provisional Ballots	Limited Ballots
Julia Schmoker	119	35.42%	37	74	8	0	0
Starla Sharpe	50	14.88%	11	35	4	0	0
Tim Tidwell	79	23.51%	21	53	5	0	0
John A Campbell	88	26.19%	27	57	4	0	0
Total Votes Cast	336	100.00%	96	219	21	0	0
Overvotes	0		0	0	0	0	0
Undervotes	214		72	125	17	0	0
Contest Totals	550		168	344	38	0	0

**Raintree MUD No. 1 of Collin County - Proposition A**

Vote For 1

	TOTAL	VOTE %	Election Day	Early Voting	Ballot By Mail	Provisional Ballots	Limited Ballots
For	1	100.00%	0	1	0	0	0
Against	0	0.00%	0	0	0	0	0
Total Votes Cast	1	100.00%	0	1	0	0	0
Overvotes	0		0	0	0	0	0
Undervotes	0		0	0	0	0	0
Contest Totals	1		0	1	0	0	0

**Raintree MUD No. 1 of Collin County - Directors**

Vote For 5

	TOTAL	VOTE %	Election Day	Early Voting	Ballot By Mail	Provisional Ballots	Limited Ballots
Michael Tapp	1	20.00%	0	1	0	0	0
Lovi Dyann Bradshaw	1	20.00%	0	1	0	0	0
Hiliary Decker	1	20.00%	0	1	0	0	0
James L. Rainbolt	1	20.00%	0	1	0	0	0
Alexis Brinkley Collins	1	20.00%	0	1	0	0	0
Total Votes Cast	5	100.00%	0	5	0	0	0
Overvotes	0		0	0	0	0	0
Undervotes	0		0	0	0	0	0
Contest Totals	5		0	5	0	0	0

## PCT 010

### Raintree MUD No. 1 of Collin County - Proposition B

Vote For 1

	TOTAL	VOTE %		Election Day	Early Voting	Ballot By Mail	Provisional Ballots	Limited Ballots
For	1	100.00%	<div style="width: 100%; height: 10px; background-color: #ffc107;"></div>	0	1	0	0	0
Against	0	0.00%	<div style="width: 0%; height: 10px; background-color: #6c757d;"></div>	0	0	0	0	0
Total Votes Cast	1	100.00%	<div style="width: 100%; height: 10px; background-color: #ffc107;"></div>	0	1	0	0	0
Overvotes	0			0	0	0	0	0
Undervotes	0			0	0	0	0	0
Contest Totals	1			0	1	0	0	0

### Raintree MUD No. 1 of Collin County - Proposition C

Vote For 1

	TOTAL	VOTE %		Election Day	Early Voting	Ballot By Mail	Provisional Ballots	Limited Ballots
For	1	100.00%	<div style="width: 100%; height: 10px; background-color: #ffc107;"></div>	0	1	0	0	0
Against	0	0.00%	<div style="width: 0%; height: 10px; background-color: #6c757d;"></div>	0	0	0	0	0
Total Votes Cast	1	100.00%	<div style="width: 100%; height: 10px; background-color: #ffc107;"></div>	0	1	0	0	0
Overvotes	0			0	0	0	0	0
Undervotes	0			0	0	0	0	0
Contest Totals	1			0	1	0	0	0

### Raintree MUD No. 1 of Collin County - Proposition D

Vote For 1

	TOTAL	VOTE %		Election Day	Early Voting	Ballot By Mail	Provisional Ballots	Limited Ballots
For	1	100.00%	<div style="width: 100%; height: 10px; background-color: #ffc107;"></div>	0	1	0	0	0
Against	0	0.00%	<div style="width: 0%; height: 10px; background-color: #6c757d;"></div>	0	0	0	0	0
Total Votes Cast	1	100.00%	<div style="width: 100%; height: 10px; background-color: #ffc107;"></div>	0	1	0	0	0
Overvotes	0			0	0	0	0	0
Undervotes	0			0	0	0	0	0
Contest Totals	1			0	1	0	0	0

### Raintree MUD No. 1 of Collin County - Proposition E

Vote For 1

	TOTAL	VOTE %		Election Day	Early Voting	Ballot By Mail	Provisional Ballots	Limited Ballots
For	1	100.00%	<div style="width: 100%; height: 10px; background-color: #ffc107;"></div>	0	1	0	0	0
Against	0	0.00%	<div style="width: 0%; height: 10px; background-color: #6c757d;"></div>	0	0	0	0	0
Total Votes Cast	1	100.00%	<div style="width: 100%; height: 10px; background-color: #ffc107;"></div>	0	1	0	0	0
Overvotes	0			0	0	0	0	0
Undervotes	0			0	0	0	0	0
Contest Totals	1			0	1	0	0	0

## PCT 010

### Raintree MUD No. 1 of Collin County - Proposition F

Vote For 1

	TOTAL	VOTE %		Election Day	Early Voting	Ballot By Mail	Provisional Ballots	Limited Ballots
For	1	100.00%	<div style="width: 100%; height: 10px; background-color: #f0e68c;"></div>	0	1	0	0	0
Against	0	0.00%	<div style="width: 0%; height: 10px; background-color: #d3d3d3;"></div>	0	0	0	0	0
Total Votes Cast	1	100.00%	<div style="width: 100%; height: 10px; background-color: #f0e68c;"></div>	0	1	0	0	0
Overvotes	0			0	0	0	0	0
Undervotes	0			0	0	0	0	0
Contest Totals	1			0	1	0	0	0

## PCT 011

### U. S. Representative District 3

Vote For 1

	TOTAL	VOTE %	Election Day	Early Voting	Ballot By Mail	Provisional Ballots	Limited Ballots
REP Keith Self	1,806	80.23%	645	1,133	27	1	0
DEM Sandeep Srivastava	391	17.37%	126	240	24	1	0
LIB Christopher Claytor	54	2.40%	29	23	2	0	0
Total Votes Cast	2,251	100.00%	800	1,396	53	2	0
Overvotes	0		0	0	0	0	0
Undervotes	40		14	24	2	0	0
Contest Totals	2,291		814	1,420	55	2	0

### Governor

Vote For 1

	TOTAL	VOTE %	Election Day	Early Voting	Ballot By Mail	Provisional Ballots	Limited Ballots
REP Greg Abbott	1,819	79.57%	651	1,139	28	1	0
DEM Beto O'Rourke	438	19.16%	153	257	27	1	0
LIB Mark Tippetts	22	0.96%	9	13	0	0	0
GRN Delilah Barrios	7	0.31%	1	6	0	0	0
Write-In Totals	0	0.00%	0	0	0	0	0
Total Votes Cast	2,286	100.00%	814	1,415	55	2	0
Overvotes	0		0	0	0	0	0
Undervotes	5		0	5	0	0	0
Contest Totals	2,291		814	1,420	55	2	0

### Lieutenant Governor

Vote For 1

	TOTAL	VOTE %	Election Day	Early Voting	Ballot By Mail	Provisional Ballots	Limited Ballots
REP Dan Patrick	1,775	78.33%	629	1,117	28	1	0
DEM Mike Collier	438	19.33%	149	261	27	1	0
LIB Shanna Steele	53	2.34%	26	27	0	0	0
Total Votes Cast	2,266	100.00%	804	1,405	55	2	0
Overvotes	0		0	0	0	0	0
Undervotes	25		10	15	0	0	0
Contest Totals	2,291		814	1,420	55	2	0

### Attorney General

Vote For 1

	TOTAL	VOTE %	Election Day	Early Voting	Ballot By Mail	Provisional Ballots	Limited Ballots
REP Ken Paxton	1,742	77.32%	615	1,100	26	1	0
DEM Rochelle Mercedes Garza	429	19.04%	149	255	24	1	0
LIB Mark Ash	82	3.64%	33	45	4	0	0
Total Votes Cast	2,253	100.00%	797	1,400	54	2	0
Overvotes	0		0	0	0	0	0
Undervotes	38		17	20	1	0	0
Contest Totals	2,291		814	1,420	55	2	0

**PCT 011**

**Comptroller of Public Accounts**

Vote For 1

	TOTAL	VOTE %	Election Day	Early Voting	Ballot By Mail	Provisional Ballots	Limited Ballots
REP Glenn Hegar	1,818	80.98%	654	1,136	27	1	0
DEM Janet T. Dudding	388	17.28%	125	236	26	1	0
LIB V. Alonzo Echevarria-Garza	39	1.74%	18	21	0	0	0
Total Votes Cast	2,245	100.00%	797	1,393	53	2	0
Overvotes	0		0	0	0	0	0
Undervotes	46		17	27	2	0	0
Contest Totals	2,291		814	1,420	55	2	0

**Commissioner of the General Land Office**

Vote For 1

	TOTAL	VOTE %	Election Day	Early Voting	Ballot By Mail	Provisional Ballots	Limited Ballots
REP Dawn Buckingham	1,818	81.31%	651	1,138	28	1	0
DEM Jay Kleberg	402	17.98%	134	242	25	1	0
GRN Alfred Molison, Jr	15	0.67%	5	10	0	0	0
Write-In Totals	1	0.04%	0	0	1	0	0
Total Votes Cast	2,236	100.00%	790	1,390	54	2	0
Overvotes	0		0	0	0	0	0
Undervotes	55		24	30	1	0	0
Contest Totals	2,291		814	1,420	55	2	0

**Commissioner of Agriculture**

Vote For 1

	TOTAL	VOTE %	Election Day	Early Voting	Ballot By Mail	Provisional Ballots	Limited Ballots
REP Sid Miller	1,824	81.46%	660	1,137	26	1	0
DEM Susan Hays	415	18.54%	134	255	25	1	0
Total Votes Cast	2,239	100.00%	794	1,392	51	2	0
Overvotes	0		0	0	0	0	0
Undervotes	52		20	28	4	0	0
Contest Totals	2,291		814	1,420	55	2	0

**Railroad Commissioner**

Vote For 1

	TOTAL	VOTE %	Election Day	Early Voting	Ballot By Mail	Provisional Ballots	Limited Ballots
REP Wayne Christian	1,786	79.77%	636	1,124	25	1	0
DEM Luke Warford	395	17.64%	131	237	26	1	0
LIB Jaime Andres Diez	42	1.88%	20	20	2	0	0
GRN Hunter Wayne Crow	16	0.71%	8	8	0	0	0
Total Votes Cast	2,239	100.00%	795	1,389	53	2	0
Overvotes	0		0	0	0	0	0
Undervotes	52		19	31	2	0	0
Contest Totals	2,291		814	1,420	55	2	0

**PCT 011**

**Justice, Supreme Court, Place 3**

Vote For 1

	TOTAL	VOTE %	Election Day	Early Voting	Ballot By Mail	Provisional Ballots	Limited Ballots
REP Debra Lehrmann	1,792	80.54%	638	1,126	27	1	0
DEM Erin A. Nowell	398	17.89%	135	237	25	1	0
LIB Thomas Edward Oxford	35	1.57%	16	17	2	0	0
Total Votes Cast	2,225	100.00%	789	1,380	54	2	0
Overvotes	0		0	0	0	0	0
Undervotes	66		25	40	1	0	0
Contest Totals	2,291		814	1,420	55	2	0

**Justice, Supreme Court, Place 5**

Vote For 1

	TOTAL	VOTE %	Election Day	Early Voting	Ballot By Mail	Provisional Ballots	Limited Ballots
REP Rebeca Huddle	1,814	81.82%	650	1,135	28	1	0
DEM Amanda Reichel	403	18.18%	135	243	24	1	0
Total Votes Cast	2,217	100.00%	785	1,378	52	2	0
Overvotes	0		0	0	0	0	0
Undervotes	74		29	42	3	0	0
Contest Totals	2,291		814	1,420	55	2	0

**Justice, Supreme Court, Place 9**

Vote For 1

	TOTAL	VOTE %	Election Day	Early Voting	Ballot By Mail	Provisional Ballots	Limited Ballots
REP Evan Young	1,806	81.57%	642	1,135	28	1	0
DEM Julia Maldonado	408	18.43%	139	243	25	1	0
Total Votes Cast	2,214	100.00%	781	1,378	53	2	0
Overvotes	0		0	0	0	0	0
Undervotes	77		33	42	2	0	0
Contest Totals	2,291		814	1,420	55	2	0

**Judge, Court of Criminal Appeals, Place 5**

Vote For 1

	TOTAL	VOTE %	Election Day	Early Voting	Ballot By Mail	Provisional Ballots	Limited Ballots
REP Scott Walker	1,796	81.08%	640	1,128	27	1	0
DEM Dana Huffman	419	18.92%	145	248	25	1	0
Total Votes Cast	2,215	100.00%	785	1,376	52	2	0
Overvotes	0		0	0	0	0	0
Undervotes	76		29	44	3	0	0
Contest Totals	2,291		814	1,420	55	2	0

## PCT 011

### Judge, Court of Criminal Appeals, Place 6

Vote For 1

	TOTAL	VOTE %		Election Day	Early Voting	Ballot By Mail	Provisional Ballots	Limited Ballots
REP Jesse F. McClure, III	1,807	81.58%		643	1,137	26	1	0
DEM Robert Johnson	408	18.42%		141	240	26	1	0
Total Votes Cast	2,215	100.00%		784	1,377	52	2	0
Overvotes	0			0	0	0	0	0
Undervotes	76			30	43	3	0	0
Contest Totals	2,291			814	1,420	55	2	0

### Member, State Board of Education, District 12 CCD

Vote For 1

	TOTAL	VOTE %		Election Day	Early Voting	Ballot By Mail	Provisional Ballots	Limited Ballots
REP Pam Little	1,778	80.02%		634	1,115	28	1	0
DEM Alex Cornwallis	387	17.42%		130	232	24	1	0
LIB Christy Mowrey	55	2.48%		24	30	1	0	0
Write-In Totals	2	0.09%		0	1	1	0	0
Total Votes Cast	2,222	100.00%		788	1,378	54	2	0
Overvotes	0			0	0	0	0	0
Undervotes	69			26	42	1	0	0
Contest Totals	2,291			814	1,420	55	2	0

### State Senator, District 8

Vote For 1

	TOTAL	VOTE %		Election Day	Early Voting	Ballot By Mail	Provisional Ballots	Limited Ballots
REP Angela Paxton	1,761	79.29%		631	1,102	27	1	0
DEM Jonathan Cocks	405	18.24%		129	250	25	1	0
LIB Edward Kless	55	2.48%		25	28	2	0	0
Total Votes Cast	2,221	100.00%		785	1,380	54	2	0
Overvotes	0			0	0	0	0	0
Undervotes	70			29	40	1	0	0
Contest Totals	2,291			814	1,420	55	2	0

### State Representative, District 67

Vote For 1

	TOTAL	VOTE %		Election Day	Early Voting	Ballot By Mail	Provisional Ballots	Limited Ballots
REP Jeff Leach	1,810	81.53%		648	1,134	27	1	0
DEM Kevin Morris	410	18.47%		137	246	26	1	0
Total Votes Cast	2,220	100.00%		785	1,380	53	2	0
Overvotes	0			0	0	0	0	0
Undervotes	71			29	40	2	0	0
Contest Totals	2,291			814	1,420	55	2	0



## PCT 011

### Justice, 5th Court of Appeals District, Place 4

Vote For 1

	TOTAL	VOTE %	Election Day	Early Voting	Ballot By Mail	Provisional Ballots	Limited Ballots
REP Emily A. Miskel	1,811	81.95%	645	1,138	27	1	0
DEM Maricela Moore	399	18.05%	136	236	26	1	0
Total Votes Cast	2,210	100.00%	781	1,374	53	2	0
Overvotes	0		0	0	0	0	0
Undervotes	81		33	46	2	0	0
Contest Totals	2,291		814	1,420	55	2	0

### Justice, 5th Court of Appeals District, Place 7

Vote For 1

	TOTAL	VOTE %	Election Day	Early Voting	Ballot By Mail	Provisional Ballots	Limited Ballots
REP Kristina Williams	1,793	81.35%	635	1,130	27	1	0
DEM Nancy Kennedy	411	18.65%	140	244	26	1	0
Total Votes Cast	2,204	100.00%	775	1,374	53	2	0
Overvotes	0		0	0	0	0	0
Undervotes	87		39	46	2	0	0
Contest Totals	2,291		814	1,420	55	2	0

### County Judge CCD

Vote For 1

	TOTAL	VOTE %	Election Day	Early Voting	Ballot By Mail	Provisional Ballots	Limited Ballots
REP Chris Hill	1,791	80.39%	639	1,124	27	1	0
DEM Joshua Murray	437	19.61%	151	259	26	1	0
Total Votes Cast	2,228	100.00%	790	1,383	53	2	0
Overvotes	0		0	0	0	0	0
Undervotes	63		24	37	2	0	0
Contest Totals	2,291		814	1,420	55	2	0

### District Clerk CCD




Vote For 1

	TOTAL	VOTE %	Election Day	Early Voting	Ballot By Mail	Provisional Ballots	Limited Ballots
REP Mike Gould	1,819	81.94%	650	1,141	27	1	0
DEM David Brignac	401	18.06%	132	243	26	0	0
Total Votes Cast	2,220	100.00%	782	1,384	53	1	0
Overvotes	0		0	0	0	0	0
Undervotes	71		32	36	2	1	0
Contest Totals	2,291		814	1,420	55	2	0

## PCT 011

### Justice of the Peace, Precinct 2

Vote For 1

	TOTAL	VOTE %		Election Day	Early Voting	Ballot By Mail	Provisional Ballots	Limited Ballots
REP Ellen Skinner	1,801	81.05%		640	1,133	27	1	0
DEM Jennifer McKenzie	421	18.95%		142	252	26	1	0
Total Votes Cast	2,222	100.00%		782	1,385	53	2	0
Overvotes	0			0	0	0	0	0
Undervotes	69			32	35	2	0	0
Contest Totals	2,291			814	1,420	55	2	0

## PCT 012

### U. S. Representative District 3

Vote For 1

	TOTAL	VOTE %	Election Day	Early Voting	Ballot By Mail	Provisional Ballots	Limited Ballots
REP Keith Self	781	63.44%	185	522	73	1	0
DEM Sandeep Srivastava	426	34.61%	73	317	36	0	0
LIB Christopher Claytor	24	1.95%	5	19	0	0	0
Total Votes Cast	1,231	100.00%	263	858	109	1	0
Overvotes	0		0	0	0	0	0
Undervotes	22		4	16	2	0	0
Contest Totals	1,253		267	874	111	1	0

### Governor

Vote For 1

	TOTAL	VOTE %	Election Day	Early Voting	Ballot By Mail	Provisional Ballots	Limited Ballots
REP Greg Abbott	778	62.39%	182	521	74	1	0
DEM Beto O'Rourke	455	36.49%	85	334	36	0	0
LIB Mark Tippetts	11	0.88%	0	10	1	0	0
GRN Delilah Barrios	3	0.24%	0	3	0	0	0
Write-In Totals	0	0.00%	0	0	0	0	0
Total Votes Cast	1,247	100.00%	267	868	111	1	0
Overvotes	0		0	0	0	0	0
Undervotes	6		0	6	0	0	0
Contest Totals	1,253		267	874	111	1	0

### Lieutenant Governor

Vote For 1

	TOTAL	VOTE %	Election Day	Early Voting	Ballot By Mail	Provisional Ballots	Limited Ballots
REP Dan Patrick	741	59.85%	176	495	69	1	0
DEM Mike Collier	468	37.80%	83	346	39	0	0
LIB Shanna Steele	29	2.34%	7	21	1	0	0
Total Votes Cast	1,238	100.00%	266	862	109	1	0
Overvotes	0		0	0	0	0	0
Undervotes	15		1	12	2	0	0
Contest Totals	1,253		267	874	111	1	0

### Attorney General

Vote For 1

	TOTAL	VOTE %	Election Day	Early Voting	Ballot By Mail	Provisional Ballots	Limited Ballots
REP Ken Paxton	722	59.04%	171	483	67	1	0
DEM Rochelle Mercedes Garza	452	36.96%	85	328	39	0	0
LIB Mark Ash	49	4.01%	8	38	3	0	0
Total Votes Cast	1,223	100.00%	264	849	109	1	0
Overvotes	0		0	0	0	0	0
Undervotes	30		3	25	2	0	0
Contest Totals	1,253		267	874	111	1	0

**PCT 012**

**Comptroller of Public Accounts**

Vote For 1

	TOTAL	VOTE %	Election Day	Early Voting	Ballot By Mail	Provisional Ballots	Limited Ballots
REP Glenn Hegar	785	64.29%	184	529	71	1	0
DEM Janet T. Dudding	420	34.40%	74	308	38	0	0
LIB V. Alonzo Echevarria-Garza	16	1.31%	4	12	0	0	0
Total Votes Cast	1,221	100.00%	262	849	109	1	0
Overvotes	0		0	0	0	0	0
Undervotes	32		5	25	2	0	0
Contest Totals	1,253		267	874	111	1	0

**Commissioner of the General Land Office**

Vote For 1

	TOTAL	VOTE %	Election Day	Early Voting	Ballot By Mail	Provisional Ballots	Limited Ballots
REP Dawn Buckingham	772	63.23%	178	523	71	0	0
DEM Jay Kleberg	436	35.71%	80	319	37	0	0
GRN Alfred Molison, Jr	13	1.06%	2	11	0	0	0
Write-In Totals	0	0.00%	0	0	0	0	0
Total Votes Cast	1,221	100.00%	260	853	108	0	0
Overvotes	1		0	0	1	0	0
Undervotes	31		7	21	2	1	0
Contest Totals	1,253		267	874	111	1	0

**Commissioner of Agriculture**

Vote For 1

	TOTAL	VOTE %	Election Day	Early Voting	Ballot By Mail	Provisional Ballots	Limited Ballots
REP Sid Miller	771	63.25%	178	519	73	1	0
DEM Susan Hays	448	36.75%	82	329	37	0	0
Total Votes Cast	1,219	100.00%	260	848	110	1	0
Overvotes	0		0	0	0	0	0
Undervotes	34		7	26	1	0	0
Contest Totals	1,253		267	874	111	1	0

**Railroad Commissioner**

Vote For 1

	TOTAL	VOTE %	Election Day	Early Voting	Ballot By Mail	Provisional Ballots	Limited Ballots
REP Wayne Christian	758	62.13%	176	510	71	1	0
DEM Luke Warford	418	34.26%	75	306	37	0	0
LIB Jaime Andres Diez	38	3.11%	8	30	0	0	0
GRN Hunter Wayne Crow	6	0.49%	1	5	0	0	0
Total Votes Cast	1,220	100.00%	260	851	108	1	0
Overvotes	0		0	0	0	0	0
Undervotes	33		7	23	3	0	0
Contest Totals	1,253		267	874	111	1	0

**PCT 012**

**Justice, Supreme Court, Place 3**

Vote For 1

	TOTAL	VOTE %	Election Day	Early Voting	Ballot By Mail	Provisional Ballots	Limited Ballots
REP Debra Lehrmann	778	63.61%	184	523	70	1	0
DEM Erin A. Nowell	421	34.42%	72	311	38	0	0
LIB Thomas Edward Oxford	24	1.96%	6	18	0	0	0
Total Votes Cast	1,223	100.00%	262	852	108	1	0
Overvotes	0		0	0	0	0	0
Undervotes	30		5	22	3	0	0
Contest Totals	1,253		267	874	111	1	0

**Justice, Supreme Court, Place 5**

Vote For 1

	TOTAL	VOTE %	Election Day	Early Voting	Ballot By Mail	Provisional Ballots	Limited Ballots
REP Rebeca Huddle	787	64.88%	184	529	73	1	0
DEM Amanda Reichel	426	35.12%	77	313	36	0	0
Total Votes Cast	1,213	100.00%	261	842	109	1	0
Overvotes	0		0	0	0	0	0
Undervotes	40		6	32	2	0	0
Contest Totals	1,253		267	874	111	1	0

**Justice, Supreme Court, Place 9**

Vote For 1

	TOTAL	VOTE %	Election Day	Early Voting	Ballot By Mail	Provisional Ballots	Limited Ballots
REP Evan Young	781	64.28%	182	525	73	1	0
DEM Julia Maldonado	434	35.72%	78	321	35	0	0
Total Votes Cast	1,215	100.00%	260	846	108	1	0
Overvotes	0		0	0	0	0	0
Undervotes	38		7	28	3	0	0
Contest Totals	1,253		267	874	111	1	0

**Judge, Court of Criminal Appeals, Place 5**

Vote For 1

	TOTAL	VOTE %	Election Day	Early Voting	Ballot By Mail	Provisional Ballots	Limited Ballots
REP Scott Walker	767	63.28%	181	514	71	1	0
DEM Dana Huffman	445	36.72%	79	328	38	0	0
Total Votes Cast	1,212	100.00%	260	842	109	1	0
Overvotes	0		0	0	0	0	0
Undervotes	41		7	32	2	0	0
Contest Totals	1,253		267	874	111	1	0

**PCT 012**

**Judge, Court of Criminal Appeals, Place 6**

Vote For 1

	TOTAL	VOTE %	Election Day	Early Voting	Ballot By Mail	Provisional Ballots	Limited Ballots
REP Jesse F. McClure, III	781	64.55%	184	525	71	1	0
DEM Robert Johnson	429	35.45%	76	315	38	0	0
Total Votes Cast	1,210	100.00%	260	840	109	1	0
Overvotes	0		0	0	0	0	0
Undervotes	43		7	34	2	0	0
Contest Totals	1,253		267	874	111	1	0

**Member, State Board of Education, District 12 CCD**

Vote For 1

	TOTAL	VOTE %	Election Day	Early Voting	Ballot By Mail	Provisional Ballots	Limited Ballots
REP Pam Little	756	62.38%	182	503	70	1	0
DEM Alex Cornwallis	421	34.74%	72	312	37	0	0
LIB Christy Mowrey	34	2.81%	6	28	0	0	0
Write-In Totals	1	0.08%	0	0	1	0	0
Total Votes Cast	1,212	100.00%	260	843	108	1	0
Overvotes	0		0	0	0	0	0
Undervotes	41		7	31	3	0	0
Contest Totals	1,253		267	874	111	1	0

**State Senator, District 8**

Vote For 1

	TOTAL	VOTE %	Election Day	Early Voting	Ballot By Mail	Provisional Ballots	Limited Ballots
REP Angela Paxton	720	59.46%	174	477	68	1	0
DEM Jonathan Cocks	452	37.32%	77	336	39	0	0
LIB Edward Kless	39	3.22%	9	28	2	0	0
Total Votes Cast	1,211	100.00%	260	841	109	1	0
Overvotes	0		0	0	0	0	0
Undervotes	42		7	33	2	0	0
Contest Totals	1,253		267	874	111	1	0

**State Representative, District 61**

Vote For 1

	TOTAL	VOTE %	Election Day	Early Voting	Ballot By Mail	Provisional Ballots	Limited Ballots
REP Frederick Frazier	777	64.06%	180	524	72	1	0
DEM Sheena King	436	35.94%	77	321	38	0	0
Total Votes Cast	1,213	100.00%	257	845	110	1	0
Overvotes	0		0	0	0	0	0
Undervotes	40		10	29	1	0	0
Contest Totals	1,253		267	874	111	1	0

## PCT 012

### Justice, 5th Court of Appeals District, Place 4

Vote For 1

	TOTAL	VOTE %	Election Day	Early Voting	Ballot By Mail	Provisional Ballots	Limited Ballots
REP Emily A. Miskel	782	64.68%	183	528	70	1	0
DEM Maricela Moore	427	35.32%	75	314	38	0	0
Total Votes Cast	1,209	100.00%	258	842	108	1	0
Overvotes	0		0	0	0	0	0
Undervotes	44		9	32	3	0	0
Contest Totals	1,253		267	874	111	1	0

### Justice, 5th Court of Appeals District, Place 7

Vote For 1

	TOTAL	VOTE %	Election Day	Early Voting	Ballot By Mail	Provisional Ballots	Limited Ballots
REP Kristina Williams	777	64.16%	183	523	70	1	0
DEM Nancy Kennedy	434	35.84%	77	319	38	0	0
Total Votes Cast	1,211	100.00%	260	842	108	1	0
Overvotes	0		0	0	0	0	0
Undervotes	42		7	32	3	0	0
Contest Totals	1,253		267	874	111	1	0

### County Judge CCD

Vote For 1

	TOTAL	VOTE %	Election Day	Early Voting	Ballot By Mail	Provisional Ballots	Limited Ballots
REP Chris Hill	787	64.61%	182	534	70	1	0
DEM Joshua Murray	431	35.39%	78	314	39	0	0
Total Votes Cast	1,218	100.00%	260	848	109	1	0
Overvotes	0		0	0	0	0	0
Undervotes	35		7	26	2	0	0
Contest Totals	1,253		267	874	111	1	0

### District Clerk CCD

Vote For 1

	TOTAL	VOTE %	Election Day	Early Voting	Ballot By Mail	Provisional Ballots	Limited Ballots
REP Mike Gould	789	64.94%	187	531	70	1	0
DEM David Brignac	426	35.06%	73	314	39	0	0
Total Votes Cast	1,215	100.00%	260	845	109	1	0
Overvotes	0		0	0	0	0	0
Undervotes	38		7	29	2	0	0
Contest Totals	1,253		267	874	111	1	0

## PCT 012

### Justice of the Peace, Precinct 4

Vote For 1

	TOTAL	VOTE %	Election Day	Early Voting	Ballot By Mail	Provisional Ballots	Limited Ballots
REP Vincent Venegoni	774	64.61%	183	520	70	1	0
DEM Adam Kern	424	35.39%	75	312	37	0	0
Total Votes Cast	1,198	100.00%	258	832	107	1	0
Overvotes	0		0	0	0	0	0
Undervotes	55		9	42	4	0	0
Contest Totals	1,253		267	874	111	1	0

### McKinney, City of - Local Option Election

Vote For 1

	TOTAL	VOTE %	Election Day	Early Voting	Ballot By Mail	Provisional Ballots	Limited Ballots
For	868	73.25%	180	619	68	1	0
Against	317	26.75%	76	211	30	0	0
Total Votes Cast	1,185	100.00%	256	830	98	1	0
Overvotes	0		0	0	0	0	0
Undervotes	68		11	44	13	0	0
Contest Totals	1,253		267	874	111	1	0



## PCT 013

### U. S. Representative District 3

Vote For 1

	TOTAL	VOTE %	Election Day	Early Voting	Ballot By Mail	Provisional Ballots	Limited Ballots
REP Keith Self	1,009	74.63%	340	652	16	1	0
DEM Sandeep Srivastava	316	23.37%	93	210	13	0	0
LIB Christopher Claytor	27	2.00%	13	14	0	0	0
Total Votes Cast	1,352	100.00%	446	876	29	1	0
Overvotes	0		0	0	0	0	0
Undervotes	6		1	4	1	0	0
Contest Totals	1,358		447	880	30	1	0

### Governor

Vote For 1

	TOTAL	VOTE %	Election Day	Early Voting	Ballot By Mail	Provisional Ballots	Limited Ballots
REP Greg Abbott	992	73.10%	332	643	16	1	0
DEM Beto O'Rourke	350	25.79%	109	227	14	0	0
LIB Mark Tippetts	14	1.03%	6	8	0	0	0
GRN Delilah Barrios	1	0.07%	0	1	0	0	0
Write-In Totals	0	0.00%	0	0	0	0	0
Total Votes Cast	1,357	100.00%	447	879	30	1	0
Overvotes	0		0	0	0	0	0
Undervotes	1		0	1	0	0	0
Contest Totals	1,358		447	880	30	1	0

### Lieutenant Governor

Vote For 1

	TOTAL	VOTE %	Election Day	Early Voting	Ballot By Mail	Provisional Ballots	Limited Ballots
REP Dan Patrick	974	71.88%	324	633	16	1	0
DEM Mike Collier	360	26.57%	110	236	14	0	0
LIB Shanna Steele	21	1.55%	10	11	0	0	0
Total Votes Cast	1,355	100.00%	444	880	30	1	0
Overvotes	0		0	0	0	0	0
Undervotes	3		3	0	0	0	0
Contest Totals	1,358		447	880	30	1	0

### Attorney General

Vote For 1

	TOTAL	VOTE %	Election Day	Early Voting	Ballot By Mail	Provisional Ballots	Limited Ballots
REP Ken Paxton	954	70.77%	325	613	15	1	0
DEM Rochelle Mercedes Garza	358	26.56%	104	240	14	0	0
LIB Mark Ash	36	2.67%	13	23	0	0	0
Total Votes Cast	1,348	100.00%	442	876	29	1	0
Overvotes	0		0	0	0	0	0
Undervotes	10		5	4	1	0	0
Contest Totals	1,358		447	880	30	1	0

**PCT 013**

**Comptroller of Public Accounts**

Vote For 1

	TOTAL	VOTE %	Election Day	Early Voting	Ballot By Mail	Provisional Ballots	Limited Ballots
REP Glenn Hegar	1,014	75.22%	343	656	14	1	0
DEM Janet T. Dudding	320	23.74%	95	212	13	0	0
LIB V. Alonzo Echevarria-Garza	14	1.04%	6	7	1	0	0
Total Votes Cast	1,348	100.00%	444	875	28	1	0
Overvotes	0		0	0	0	0	0
Undervotes	10		3	5	2	0	0
Contest Totals	1,358		447	880	30	1	0

**Commissioner of the General Land Office**

Vote For 1

	TOTAL	VOTE %	Election Day	Early Voting	Ballot By Mail	Provisional Ballots	Limited Ballots
REP Dawn Buckingham	1,014	75.50%	339	660	14	1	0
DEM Jay Kleberg	325	24.20%	100	212	13	0	0
GRN Alfred Molison, Jr	4	0.30%	1	3	0	0	0
Write-In Totals	0	0.00%	0	0	0	0	0
Total Votes Cast	1,343	100.00%	440	875	27	1	0
Overvotes	0		0	0	0	0	0
Undervotes	15		7	5	3	0	0
Contest Totals	1,358		447	880	30	1	0

**Commissioner of Agriculture**

Vote For 1

	TOTAL	VOTE %	Election Day	Early Voting	Ballot By Mail	Provisional Ballots	Limited Ballots
REP Sid Miller	1,013	75.54%	342	656	14	1	0
DEM Susan Hays	328	24.46%	98	216	14	0	0
Total Votes Cast	1,341	100.00%	440	872	28	1	0
Overvotes	0		0	0	0	0	0
Undervotes	17		7	8	2	0	0
Contest Totals	1,358		447	880	30	1	0

**Railroad Commissioner**

Vote For 1

	TOTAL	VOTE %	Election Day	Early Voting	Ballot By Mail	Provisional Ballots	Limited Ballots
REP Wayne Christian	1,003	74.68%	334	654	14	1	0
DEM Luke Warford	313	23.31%	95	204	14	0	0
LIB Jaime Andres Diez	20	1.49%	9	11	0	0	0
GRN Hunter Wayne Crow	7	0.52%	1	6	0	0	0
Total Votes Cast	1,343	100.00%	439	875	28	1	0
Overvotes	0		0	0	0	0	0
Undervotes	15		8	5	2	0	0
Contest Totals	1,358		447	880	30	1	0

## PCT 013

### Justice, Supreme Court, Place 3

Vote For 1

	TOTAL	VOTE %	Election Day	Early Voting	Ballot By Mail	Provisional Ballots	Limited Ballots
REP Debra Lehrmann	993	74.05%	332	645	15	1	0
DEM Erin A. Nowell	331	24.68%	100	217	14	0	0
LIB Thomas Edward Oxford	17	1.27%	8	9	0	0	0
Total Votes Cast	1,341	100.00%	440	871	29	1	0
Overvotes	0		0	0	0	0	0
Undervotes	17		7	9	1	0	0
Contest Totals	1,358		447	880	30	1	0

### Justice, Supreme Court, Place 5

Vote For 1

	TOTAL	VOTE %	Election Day	Early Voting	Ballot By Mail	Provisional Ballots	Limited Ballots
REP Rebeca Huddle	1,006	74.96%	341	649	15	1	0
DEM Amanda Reichel	336	25.04%	101	221	14	0	0
Total Votes Cast	1,342	100.00%	442	870	29	1	0
Overvotes	0		0	0	0	0	0
Undervotes	16		5	10	1	0	0
Contest Totals	1,358		447	880	30	1	0

### Justice, Supreme Court, Place 9

Vote For 1

	TOTAL	VOTE %	Election Day	Early Voting	Ballot By Mail	Provisional Ballots	Limited Ballots
REP Evan Young	1,005	75.00%	339	651	14	1	0
DEM Julia Maldonado	335	25.00%	102	218	15	0	0
Total Votes Cast	1,340	100.00%	441	869	29	1	0
Overvotes	0		0	0	0	0	0
Undervotes	18		6	11	1	0	0
Contest Totals	1,358		447	880	30	1	0

### Judge, Court of Criminal Appeals, Place 5

Vote For 1

	TOTAL	VOTE %	Election Day	Early Voting	Ballot By Mail	Provisional Ballots	Limited Ballots
REP Scott Walker	998	74.59%	338	645	14	1	0
DEM Dana Huffman	340	25.41%	103	222	15	0	0
Total Votes Cast	1,338	100.00%	441	867	29	1	0
Overvotes	0		0	0	0	0	0
Undervotes	20		6	13	1	0	0
Contest Totals	1,358		447	880	30	1	0

**PCT 013**

**Judge, Court of Criminal Appeals, Place 6**

Vote For 1

	TOTAL	VOTE %	Election Day	Early Voting	Ballot By Mail	Provisional Ballots	Limited Ballots
REP Jesse F. McClure, III	997	74.68%	337	645	14	1	0
DEM Robert Johnson	338	25.32%	102	222	14	0	0
Total Votes Cast	1,335	100.00%	439	867	28	1	0
Overvotes	0		0	0	0	0	0
Undervotes	23		8	13	2	0	0
Contest Totals	1,358		447	880	30	1	0

**Member, State Board of Education, District 12 CCD**

Vote For 1

	TOTAL	VOTE %	Election Day	Early Voting	Ballot By Mail	Provisional Ballots	Limited Ballots
REP Pam Little	986	73.53%	330	640	15	1	0
DEM Alex Cornwallis	331	24.68%	98	219	14	0	0
LIB Christy Mowrey	24	1.79%	11	13	0	0	0
Write-In Totals	0	0.00%	0	0	0	0	0
Total Votes Cast	1,341	100.00%	439	872	29	1	0
Overvotes	0		0	0	0	0	0
Undervotes	17		8	8	1	0	0
Contest Totals	1,358		447	880	30	1	0

**State Senator, District 8**

Vote For 1

	TOTAL	VOTE %	Election Day	Early Voting	Ballot By Mail	Provisional Ballots	Limited Ballots
REP Angela Paxton	966	72.14%	324	626	15	1	0
DEM Jonathan Cocks	346	25.84%	104	228	14	0	0
LIB Edward Kless	27	2.02%	12	15	0	0	0
Total Votes Cast	1,339	100.00%	440	869	29	1	0
Overvotes	0		0	0	0	0	0
Undervotes	19		7	11	1	0	0
Contest Totals	1,358		447	880	30	1	0

**State Representative, District 61**

Vote For 1

	TOTAL	VOTE %	Election Day	Early Voting	Ballot By Mail	Provisional Ballots	Limited Ballots
REP Frederick Frazier	1,002	74.66%	338	649	14	1	0
DEM Sheena King	340	25.34%	104	221	15	0	0
Total Votes Cast	1,342	100.00%	442	870	29	1	0
Overvotes	0		0	0	0	0	0
Undervotes	16		5	10	1	0	0
Contest Totals	1,358		447	880	30	1	0

**PCT 013**

**Justice, 5th Court of Appeals District, Place 4**

Vote For 1

	TOTAL	VOTE %	Election Day	Early Voting	Ballot By Mail	Provisional Ballots	Limited Ballots
REP Emily A. Miskel	1,003	75.19%	338	649	15	1	0
DEM Maricela Moore	331	24.81%	100	217	14	0	0
Total Votes Cast	1,334	100.00%	438	866	29	1	0
Overvotes	0		0	0	0	0	0
Undervotes	24		9	14	1	0	0
Contest Totals	1,358		447	880	30	1	0

**Justice, 5th Court of Appeals District, Place 7**

Vote For 1

	TOTAL	VOTE %	Election Day	Early Voting	Ballot By Mail	Provisional Ballots	Limited Ballots
REP Kristina Williams	1,000	74.91%	337	648	14	1	0
DEM Nancy Kennedy	335	25.09%	101	219	15	0	0
Total Votes Cast	1,335	100.00%	438	867	29	1	0
Overvotes	0		0	0	0	0	0
Undervotes	23		9	13	1	0	0
Contest Totals	1,358		447	880	30	1	0

**County Judge CCD**

Vote For 1

	TOTAL	VOTE %	Election Day	Early Voting	Ballot By Mail	Provisional Ballots	Limited Ballots
REP Chris Hill	994	74.23%	337	641	15	1	0
DEM Joshua Murray	345	25.77%	103	228	14	0	0
Total Votes Cast	1,339	100.00%	440	869	29	1	0
Overvotes	0		0	0	0	0	0
Undervotes	19		7	11	1	0	0
Contest Totals	1,358		447	880	30	1	0

**District Clerk CCD**

Vote For 1

	TOTAL	VOTE %	Election Day	Early Voting	Ballot By Mail	Provisional Ballots	Limited Ballots
REP Mike Gould	1,001	74.87%	341	645	14	1	0
DEM David Brignac	336	25.13%	99	223	14	0	0
Total Votes Cast	1,337	100.00%	440	868	28	1	0
Overvotes	0		0	0	0	0	0
Undervotes	21		7	12	2	0	0
Contest Totals	1,358		447	880	30	1	0

**PCT 013**

**Justice of the Peace, Precinct 4**

Vote For 1

	TOTAL	VOTE %	Election Day	Early Voting	Ballot By Mail	Provisional Ballots	Limited Ballots
REP Vincent Venegoni	999	74.83%	337	647	14	1	0
DEM Adam Kern	336	25.17%	102	220	14	0	0
Total Votes Cast	1,335	100.00%	439	867	28	1	0
Overvotes	0		0	0	0	0	0
Undervotes	23		8	13	2	0	0
Contest Totals	1,358		447	880	30	1	0

**Celina, City of - Local Option Election**

Vote For 1

	TOTAL	VOTE %	Election Day	Early Voting	Ballot By Mail	Provisional Ballots	Limited Ballots
For	952	79.80%	324	613	15	0	0
Against	241	20.20%	77	154	10	0	0
Total Votes Cast	1,193	100.00%	401	767	25	0	0
Overvotes	0		0	0	0	0	0
Undervotes	19		11	7	1	0	0
Contest Totals	1,212		412	774	26	0	0

**McKinney, City of - Local Option Election**

Vote For 1

	TOTAL	VOTE %	Election Day	Early Voting	Ballot By Mail	Provisional Ballots	Limited Ballots
For	0		0	0	0	0	0
Against	0		0	0	0	0	0
Total Votes Cast	0		0	0	0	0	0
Overvotes	0		0	0	0	0	0
Undervotes	0		0	0	0	0	0
Contest Totals	0		0	0	0	0	0

## PCT 014

### U. S. Representative, District 4

Vote For 1

	TOTAL	VOTE %	Election Day	Early Voting	Ballot By Mail	Provisional Ballots	Limited Ballots
REP Pat Fallon	705	45.19%	222	450	32	1	0
DEM Iro Omere	821	52.63%	235	539	44	2	1
LIB John Simmons	34	2.18%	17	17	0	0	0
Total Votes Cast	1,560	100.00%	474	1,006	76	3	1
Overvotes	0		0	0	0	0	0
Undervotes	16		6	9	1	0	0
Contest Totals	1,576		480	1,015	77	3	1

### Governor

Vote For 1

	TOTAL	VOTE %	Election Day	Early Voting	Ballot By Mail	Provisional Ballots	Limited Ballots
REP Greg Abbott	677	43.07%	210	434	32	1	0
DEM Beto O'Rourke	877	55.79%	256	573	45	2	1
LIB Mark Tippetts	14	0.89%	10	4	0	0	0
GRN Delilah Barrios	2	0.13%	1	1	0	0	0
Write-In Totals	2	0.13%	1	1	0	0	0
Total Votes Cast	1,572	100.00%	478	1,013	77	3	1
Overvotes	0		0	0	0	0	0
Undervotes	4		2	2	0	0	0
Contest Totals	1,576		480	1,015	77	3	1

### Lieutenant Governor

Vote For 1

	TOTAL	VOTE %	Election Day	Early Voting	Ballot By Mail	Provisional Ballots	Limited Ballots
REP Dan Patrick	659	42.19%	211	418	29	1	0
DEM Mike Collier	873	55.89%	250	573	47	2	1
LIB Shanna Steele	30	1.92%	15	15	0	0	0
Total Votes Cast	1,562	100.00%	476	1,006	76	3	1
Overvotes	0		0	0	0	0	0
Undervotes	14		4	9	1	0	0
Contest Totals	1,576		480	1,015	77	3	1

### Attorney General

Vote For 1

	TOTAL	VOTE %	Election Day	Early Voting	Ballot By Mail	Provisional Ballots	Limited Ballots
REP Ken Paxton	650	41.88%	210	412	27	1	0
DEM Rochelle Mercedes Garza	858	55.28%	250	561	44	2	1
LIB Mark Ash	44	2.84%	15	27	2	0	0
Total Votes Cast	1,552	100.00%	475	1,000	73	3	1
Overvotes	0		0	0	0	0	0
Undervotes	24		5	15	4	0	0
Contest Totals	1,576		480	1,015	77	3	1

## PCT 014

### Comptroller of Public Accounts

Vote For 1

	TOTAL	VOTE %	Election Day	Early Voting	Ballot By Mail	Provisional Ballots	Limited Ballots
REP Glenn Hegar	733	47.23%	236	466	30	1	0
DEM Janet T. Dudding	797	51.35%	226	523	45	2	1
LIB V. Alonzo Echevarria-Garza	22	1.42%	11	11	0	0	0
Total Votes Cast	1,552	100.00%	473	1,000	75	3	1
Overvotes	0		0	0	0	0	0
Undervotes	24		7	15	2	0	0
Contest Totals	1,576		480	1,015	77	3	1

### Commissioner of the General Land Office

Vote For 1

	TOTAL	VOTE %	Election Day	Early Voting	Ballot By Mail	Provisional Ballots	Limited Ballots
REP Dawn Buckingham	719	46.48%	230	459	29	1	0
DEM Jay Kleberg	808	52.23%	231	530	44	2	1
GRN Alfred Molison, Jr	20	1.29%	10	9	1	0	0
Write-In Totals	0	0.00%	0	0	0	0	0
Total Votes Cast	1,547	100.00%	471	998	74	3	1
Overvotes	0		0	0	0	0	0
Undervotes	29		9	17	3	0	0
Contest Totals	1,576		480	1,015	77	3	1

### Commissioner of Agriculture

Vote For 1

	TOTAL	VOTE %	Election Day	Early Voting	Ballot By Mail	Provisional Ballots	Limited Ballots
REP Sid Miller	714	46.54%	231	453	29	1	0
DEM Susan Hays	820	53.46%	233	540	44	2	1
Total Votes Cast	1,534	100.00%	464	993	73	3	1
Overvotes	0		0	0	0	0	0
Undervotes	42		16	22	4	0	0
Contest Totals	1,576		480	1,015	77	3	1

### Railroad Commissioner

Vote For 1

	TOTAL	VOTE %	Election Day	Early Voting	Ballot By Mail	Provisional Ballots	Limited Ballots
REP Wayne Christian	719	46.60%	232	458	28	1	0
DEM Luke Warford	778	50.42%	218	515	42	2	1
LIB Jaime Andres Diez	35	2.27%	16	18	1	0	0
GRN Hunter Wayne Crow	11	0.71%	5	6	0	0	0
Total Votes Cast	1,543	100.00%	471	997	71	3	1
Overvotes	0		0	0	0	0	0
Undervotes	33		9	18	6	0	0
Contest Totals	1,576		480	1,015	77	3	1



## PCT 014

### Justice, Supreme Court, Place 3

Vote For 1

	TOTAL	VOTE %	Election Day	Early Voting	Ballot By Mail	Provisional Ballots	Limited Ballots
REP Debra Lehrmann	705	45.72%	224	449	31	1	0
DEM Erin A. Nowell	811	52.59%	235	529	44	2	1
LIB Thomas Edward Oxford	26	1.69%	13	13	0	0	0
Total Votes Cast	1,542	100.00%	472	991	75	3	1
Overvotes	0		0	0	0	0	0
Undervotes	34		8	24	2	0	0
Contest Totals	1,576		480	1,015	77	3	1

### Justice, Supreme Court, Place 5

Vote For 1

	TOTAL	VOTE %	Election Day	Early Voting	Ballot By Mail	Provisional Ballots	Limited Ballots
REP Rebeca Huddle	704	45.80%	223	451	30	0	0
DEM Amanda Reichel	833	54.20%	245	541	44	2	1
Total Votes Cast	1,537	100.00%	468	992	74	2	1
Overvotes	0		0	0	0	0	0
Undervotes	39		12	23	3	1	0
Contest Totals	1,576		480	1,015	77	3	1

### Justice, Supreme Court, Place 9

Vote For 1

	TOTAL	VOTE %	Election Day	Early Voting	Ballot By Mail	Provisional Ballots	Limited Ballots
REP Evan Young	707	46.06%	222	452	32	1	0
DEM Julia Maldonado	828	53.94%	243	540	42	2	1
Total Votes Cast	1,535	100.00%	465	992	74	3	1
Overvotes	0		0	0	0	0	0
Undervotes	41		15	23	3	0	0
Contest Totals	1,576		480	1,015	77	3	1

### Judge, Court of Criminal Appeals, Place 5

Vote For 1

	TOTAL	VOTE %	Election Day	Early Voting	Ballot By Mail	Provisional Ballots	Limited Ballots
REP Scott Walker	702	45.82%	223	447	31	1	0
DEM Dana Huffman	830	54.18%	244	539	44	2	1
Total Votes Cast	1,532	100.00%	467	986	75	3	1
Overvotes	0		0	0	0	0	0
Undervotes	44		13	29	2	0	0
Contest Totals	1,576		480	1,015	77	3	1

**PCT 014**

**Judge, Court of Criminal Appeals, Place 6**

Vote For 1

	TOTAL	VOTE %	Election Day	Early Voting	Ballot By Mail	Provisional Ballots	Limited Ballots
REP Jesse F. McClure, III	690	45.16%	224	435	30	1	0
DEM Robert Johnson	838	54.84%	243	548	44	2	1
Total Votes Cast	1,528	100.00%	467	983	74	3	1
Overvotes	0		0	0	0	0	0
Undervotes	48		13	32	3	0	0
Contest Totals	1,576		480	1,015	77	3	1

**Member, State Board of Education, District 12 CCD**

Vote For 1

	TOTAL	VOTE %	Election Day	Early Voting	Ballot By Mail	Provisional Ballots	Limited Ballots
REP Pam Little	696	45.43%	224	443	28	1	0
DEM Alex Cornwallis	794	51.83%	230	518	43	2	1
LIB Christy Mowrey	42	2.74%	16	24	2	0	0
Write-In Totals	0	0.00%	0	0	0	0	0
Total Votes Cast	1,532	100.00%	470	985	73	3	1
Overvotes	0		0	0	0	0	0
Undervotes	44		10	30	4	0	0
Contest Totals	1,576		480	1,015	77	3	1

**State Senator, District 8**

Vote For 1

	TOTAL	VOTE %	Election Day	Early Voting	Ballot By Mail	Provisional Ballots	Limited Ballots
REP Angela Paxton	674	43.88%	221	425	27	1	0
DEM Jonathan Cocks	830	54.04%	237	546	44	2	1
LIB Edward Kless	32	2.08%	13	17	2	0	0
Total Votes Cast	1,536	100.00%	471	988	73	3	1
Overvotes	0		0	0	0	0	0
Undervotes	40		9	27	4	0	0
Contest Totals	1,576		480	1,015	77	3	1

**State Representative, District 70**

Vote For 1

	TOTAL	VOTE %	Election Day	Early Voting	Ballot By Mail	Provisional Ballots	Limited Ballots
REP Jamee Jolly	700	45.63%	226	441	32	1	0
DEM Mihaela Elizabeth Plesa	834	54.37%	238	549	44	2	1
Total Votes Cast	1,534	100.00%	464	990	76	3	1
Overvotes	0		0	0	0	0	0
Undervotes	42		16	25	1	0	0
Contest Totals	1,576		480	1,015	77	3	1

## PCT 014

### Justice, 5th Court of Appeals District, Place 4

Vote For 1

	TOTAL	VOTE %		Election Day	Early Voting	Ballot By Mail	Provisional Ballots	Limited Ballots
REP Emily A. Miskel	702	45.91%		222	449	30	1	0
DEM Maricela Moore	827	54.09%		242	537	45	2	1
Total Votes Cast	1,529	100.00%		464	986	75	3	1
Overvotes	0			0	0	0	0	0
Undervotes	47			16	29	2	0	0
Contest Totals	1,576			480	1,015	77	3	1

### Justice, 5th Court of Appeals District, Place 7

Vote For 1

	TOTAL	VOTE %		Election Day	Early Voting	Ballot By Mail	Provisional Ballots	Limited Ballots
REP Kristina Williams	692	45.38%		219	443	29	1	0
DEM Nancy Kennedy	833	54.62%		244	541	45	2	1
Total Votes Cast	1,525	100.00%		463	984	74	3	1
Overvotes	0			0	0	0	0	0
Undervotes	51			17	31	3	0	0
Contest Totals	1,576			480	1,015	77	3	1

### County Judge CCD

Vote For 1

	TOTAL	VOTE %		Election Day	Early Voting	Ballot By Mail	Provisional Ballots	Limited Ballots
REP Chris Hill	700	45.66%		223	445	31	1	0
DEM Joshua Murray	833	54.34%		246	538	46	2	1
Total Votes Cast	1,533	100.00%		469	983	77	3	1
Overvotes	0			0	0	0	0	0
Undervotes	43			11	32	0	0	0
Contest Totals	1,576			480	1,015	77	3	1

### District Clerk CCD




Vote For 1

	TOTAL	VOTE %		Election Day	Early Voting	Ballot By Mail	Provisional Ballots	Limited Ballots
REP Mike Gould	699	45.87%		224	445	29	1	0
DEM David Brignac	825	54.13%		241	536	45	2	1
Total Votes Cast	1,524	100.00%		465	981	74	3	1
Overvotes	0			0	0	0	0	0
Undervotes	52			15	34	3	0	0
Contest Totals	1,576			480	1,015	77	3	1

## PCT 014

### Justice of the Peace, Precinct 4

Vote For 1

	TOTAL	VOTE %		Election Day	Early Voting	Ballot By Mail	Provisional Ballots	Limited Ballots
REP Vincent Venegoni	689	45.39%		214	445	29	1	0
DEM Adam Kern	829	54.61%		247	535	44	2	1
Total Votes Cast	1,518	100.00%		461	980	73	3	1
Overvotes	0			0	0	0	0	0
Undervotes	58			19	35	4	0	0
Contest Totals	1,576			480	1,015	77	3	1

## PCT 015

### U. S. Representative District 3

Vote For 1

	TOTAL	VOTE %		Election Day	Early Voting	Ballot By Mail	Provisional Ballots	Limited Ballots
REP Keith Self	354	47.14%	<div style="width: 47.14%;"><div style="width: 47.14%;"></div></div>	78	258	17	1	0
DEM Sandeep Srivastava	376	50.07%	<div style="width: 50.07%;"><div style="width: 50.07%;"></div></div>	90	255	29	2	0
LIB Christopher Claytor	21	2.80%	<div style="width: 2.80%;"><div style="width: 2.80%;"></div></div>	7	14	0	0	0
Total Votes Cast	751	100.00%	<div style="width: 100.00%;"><div style="width: 100.00%;"></div></div>	175	527	46	3	0
Overvotes	0			0	0	0	0	0
Undervotes	15			5	8	2	0	0
Contest Totals	766			180	535	48	3	0

### Governor

Vote For 1

	TOTAL	VOTE %		Election Day	Early Voting	Ballot By Mail	Provisional Ballots	Limited Ballots
REP Greg Abbott	343	45.01%	<div style="width: 45.01%;"><div style="width: 45.01%;"></div></div>	73	255	14	1	0
DEM Beto O'Rourke	407	53.41%	<div style="width: 53.41%;"><div style="width: 53.41%;"></div></div>	102	269	34	2	0
LIB Mark Tippetts	7	0.92%	<div style="width: 0.92%;"><div style="width: 0.92%;"></div></div>	2	5	0	0	0
GRN Delilah Barrios	3	0.39%	<div style="width: 0.39%;"><div style="width: 0.39%;"></div></div>	1	2	0	0	0
Write-In Totals	2	0.26%	<div style="width: 0.26%;"><div style="width: 0.26%;"></div></div>	1	1	0	0	0
Total Votes Cast	762	100.00%	<div style="width: 100.00%;"><div style="width: 100.00%;"></div></div>	179	532	48	3	0
Overvotes	0			0	0	0	0	0
Undervotes	4			1	3	0	0	0
Contest Totals	766			180	535	48	3	0

### Lieutenant Governor

Vote For 1

	TOTAL	VOTE %		Election Day	Early Voting	Ballot By Mail	Provisional Ballots	Limited Ballots
REP Dan Patrick	336	44.50%	<div style="width: 44.50%;"><div style="width: 44.50%;"></div></div>	71	250	14	1	0
DEM Mike Collier	398	52.72%	<div style="width: 52.72%;"><div style="width: 52.72%;"></div></div>	97	265	34	2	0
LIB Shanna Steele	21	2.78%	<div style="width: 2.78%;"><div style="width: 2.78%;"></div></div>	9	12	0	0	0
Total Votes Cast	755	100.00%	<div style="width: 100.00%;"><div style="width: 100.00%;"></div></div>	177	527	48	3	0
Overvotes	0			0	0	0	0	0
Undervotes	11			3	8	0	0	0
Contest Totals	766			180	535	48	3	0

### Attorney General

Vote For 1

	TOTAL	VOTE %		Election Day	Early Voting	Ballot By Mail	Provisional Ballots	Limited Ballots
REP Ken Paxton	336	44.80%	<div style="width: 44.80%;"><div style="width: 44.80%;"></div></div>	71	250	14	1	0
DEM Rochelle Mercedes Garza	387	51.60%	<div style="width: 51.60%;"><div style="width: 51.60%;"></div></div>	97	255	33	2	0
LIB Mark Ash	27	3.60%	<div style="width: 3.60%;"><div style="width: 3.60%;"></div></div>	7	20	0	0	0
Total Votes Cast	750	100.00%	<div style="width: 100.00%;"><div style="width: 100.00%;"></div></div>	175	525	47	3	0
Overvotes	0			0	0	0	0	0
Undervotes	16			5	10	1	0	0
Contest Totals	766			180	535	48	3	0

**PCT 015**

**Comptroller of Public Accounts**

Vote For 1

	TOTAL	VOTE %	Election Day	Early Voting	Ballot By Mail	Provisional Ballots	Limited Ballots
REP Glenn Hegar	360	48.19%	79	265	15	1	0
DEM Janet T. Dudding	373	49.93%	90	250	31	2	0
LIB V. Alonzo Echevarria-Garza	14	1.87%	6	8	0	0	0
Total Votes Cast	747	100.00%	175	523	46	3	0
Overvotes	0		0	0	0	0	0
Undervotes	19		5	12	2	0	0
Contest Totals	766		180	535	48	3	0

**Commissioner of the General Land Office**

Vote For 1

	TOTAL	VOTE %	Election Day	Early Voting	Ballot By Mail	Provisional Ballots	Limited Ballots
REP Dawn Buckingham	360	48.32%	82	262	15	1	0
DEM Jay Kleberg	366	49.13%	87	248	29	2	0
GRN Alfred Molison, Jr	19	2.55%	5	13	1	0	0
Write-In Totals	0	0.00%	0	0	0	0	0
Total Votes Cast	745	100.00%	174	523	45	3	0
Overvotes	0		0	0	0	0	0
Undervotes	21		6	12	3	0	0
Contest Totals	766		180	535	48	3	0

**Commissioner of Agriculture**

Vote For 1

	TOTAL	VOTE %	Election Day	Early Voting	Ballot By Mail	Provisional Ballots	Limited Ballots
REP Sid Miller	359	48.38%	79	265	14	1	0
DEM Susan Hays	383	51.62%	92	257	32	2	0
Total Votes Cast	742	100.00%	171	522	46	3	0
Overvotes	0		0	0	0	0	0
Undervotes	24		9	13	2	0	0
Contest Totals	766		180	535	48	3	0

**Railroad Commissioner**

Vote For 1

	TOTAL	VOTE %	Election Day	Early Voting	Ballot By Mail	Provisional Ballots	Limited Ballots
REP Wayne Christian	350	47.30%	76	257	16	1	0
DEM Luke Warford	353	47.70%	80	243	28	2	0
LIB Jaime Andres Diez	24	3.24%	12	12	0	0	0
GRN Hunter Wayne Crow	13	1.76%	4	9	0	0	0
Total Votes Cast	740	100.00%	172	521	44	3	0
Overvotes	0		0	0	0	0	0
Undervotes	26		8	14	4	0	0
Contest Totals	766		180	535	48	3	0

## PCT 015

### Justice, Supreme Court, Place 3

Vote For 1

	TOTAL	VOTE %		Election Day	Early Voting	Ballot By Mail	Provisional Ballots	Limited Ballots
REP Debra Lehrmann	354	47.97%	<div style="width: 47.97%;"><div style="width: 47.97%;"></div></div>	75	259	19	1	0
DEM Erin A. Nowell	367	49.73%	<div style="width: 49.73%;"><div style="width: 49.73%;"></div></div>	88	250	27	2	0
LIB Thomas Edward Oxford	17	2.30%	<div style="width: 2.30%;"><div style="width: 2.30%;"></div></div>	7	10	0	0	0
Total Votes Cast	738	100.00%	<div style="width: 100.00%;"><div style="width: 100.00%;"></div></div>	170	519	46	3	0
Overvotes	0			0	0	0	0	0
Undervotes	28			10	16	2	0	0
Contest Totals	766			180	535	48	3	0

### Justice, Supreme Court, Place 5

Vote For 1

	TOTAL	VOTE %		Election Day	Early Voting	Ballot By Mail	Provisional Ballots	Limited Ballots
REP Rebeca Huddle	368	49.73%	<div style="width: 49.73%;"><div style="width: 49.73%;"></div></div>	81	268	18	1	0
DEM Amanda Reichel	372	50.27%	<div style="width: 50.27%;"><div style="width: 50.27%;"></div></div>	89	253	28	2	0
Total Votes Cast	740	100.00%	<div style="width: 100.00%;"><div style="width: 100.00%;"></div></div>	170	521	46	3	0
Overvotes	0			0	0	0	0	0
Undervotes	26			10	14	2	0	0
Contest Totals	766			180	535	48	3	0

### Justice, Supreme Court, Place 9

Vote For 1

	TOTAL	VOTE %		Election Day	Early Voting	Ballot By Mail	Provisional Ballots	Limited Ballots
REP Evan Young	350	47.55%	<div style="width: 47.55%;"><div style="width: 47.55%;"></div></div>	77	258	14	1	0
DEM Julia Maldonado	386	52.45%	<div style="width: 52.45%;"><div style="width: 52.45%;"></div></div>	92	260	32	2	0
Total Votes Cast	736	100.00%	<div style="width: 100.00%;"><div style="width: 100.00%;"></div></div>	169	518	46	3	0
Overvotes	0			0	0	0	0	0
Undervotes	30			11	17	2	0	0
Contest Totals	766			180	535	48	3	0

### Judge, Court of Criminal Appeals, Place 5

Vote For 1

	TOTAL	VOTE %		Election Day	Early Voting	Ballot By Mail	Provisional Ballots	Limited Ballots
REP Scott Walker	353	48.09%	<div style="width: 48.09%;"><div style="width: 48.09%;"></div></div>	80	258	14	1	0
DEM Dana Huffman	381	51.91%	<div style="width: 51.91%;"><div style="width: 51.91%;"></div></div>	88	259	32	2	0
Total Votes Cast	734	100.00%	<div style="width: 100.00%;"><div style="width: 100.00%;"></div></div>	168	517	46	3	0
Overvotes	0			0	0	0	0	0
Undervotes	32			12	18	2	0	0
Contest Totals	766			180	535	48	3	0

## PCT 015

### Judge, Court of Criminal Appeals, Place 6

Vote For 1

	TOTAL	VOTE %		Election Day	Early Voting	Ballot By Mail	Provisional Ballots	Limited Ballots
REP Jesse F. McClure, III	359	48.91%	<div style="width: 48.91%;"><div style="width: 48.91%;"></div></div>	80	263	15	1	0
DEM Robert Johnson	375	51.09%	<div style="width: 51.09%;"><div style="width: 51.09%;"></div></div>	90	253	30	2	0
Total Votes Cast	734	100.00%	<div style="width: 100%;"><div style="width: 100%;"></div></div>	170	516	45	3	0
Overvotes	0			0	0	0	0	0
Undervotes	32			10	19	3	0	0
Contest Totals	766			180	535	48	3	0

### Member, State Board of Education, District 12 CCD

Vote For 1

	TOTAL	VOTE %		Election Day	Early Voting	Ballot By Mail	Provisional Ballots	Limited Ballots
REP Pam Little	347	47.28%	<div style="width: 47.28%;"><div style="width: 47.28%;"></div></div>	76	255	15	1	0
DEM Alex Cornwallis	361	49.18%	<div style="width: 49.18%;"><div style="width: 49.18%;"></div></div>	85	244	30	2	0
LIB Christy Mowrey	26	3.54%	<div style="width: 3.54%;"><div style="width: 3.54%;"></div></div>	8	18	0	0	0
Write-In Totals	0	0.00%	<div style="width: 0%;"><div style="width: 0%;"></div></div>	0	0	0	0	0
Total Votes Cast	734	100.00%	<div style="width: 100%;"><div style="width: 100%;"></div></div>	169	517	45	3	0
Overvotes	0			0	0	0	0	0
Undervotes	32			11	18	3	0	0
Contest Totals	766			180	535	48	3	0

### State Senator, District 8

Vote For 1

	TOTAL	VOTE %		Election Day	Early Voting	Ballot By Mail	Provisional Ballots	Limited Ballots
REP Angela Paxton	337	45.85%	<div style="width: 45.85%;"><div style="width: 45.85%;"></div></div>	75	246	15	1	0
DEM Jonathan Cocks	373	50.75%	<div style="width: 50.75%;"><div style="width: 50.75%;"></div></div>	89	252	30	2	0
LIB Edward Kless	25	3.40%	<div style="width: 3.40%;"><div style="width: 3.40%;"></div></div>	7	18	0	0	0
Total Votes Cast	735	100.00%	<div style="width: 100%;"><div style="width: 100%;"></div></div>	171	516	45	3	0
Overvotes	0			0	0	0	0	0
Undervotes	31			9	19	3	0	0
Contest Totals	766			180	535	48	3	0

### State Representative, District 70

Vote For 1

	TOTAL	VOTE %		Election Day	Early Voting	Ballot By Mail	Provisional Ballots	Limited Ballots
REP Jamee Jolly	357	48.77%	<div style="width: 48.77%;"><div style="width: 48.77%;"></div></div>	79	263	14	1	0
DEM Mihaela Elizabeth Plesa	375	51.23%	<div style="width: 51.23%;"><div style="width: 51.23%;"></div></div>	89	253	31	2	0
Total Votes Cast	732	100.00%	<div style="width: 100%;"><div style="width: 100%;"></div></div>	168	516	45	3	0
Overvotes	0			0	0	0	0	0
Undervotes	34			12	19	3	0	0
Contest Totals	766			180	535	48	3	0



**PCT 015**

**Justice, 5th Court of Appeals District, Place 4**

Vote For 1

	TOTAL	VOTE %	Election Day	Early Voting	Ballot By Mail	Provisional Ballots	Limited Ballots
REP Emily A. Miskel	362	49.52%	83	264	14	1	0
DEM Maricela Moore	369	50.48%	85	252	30	2	0
Total Votes Cast	731	100.00%	168	516	44	3	0
Overvotes	0		0	0	0	0	0
Undervotes	35		12	19	4	0	0
Contest Totals	766		180	535	48	3	0

**Justice, 5th Court of Appeals District, Place 7**

Vote For 1

	TOTAL	VOTE %	Election Day	Early Voting	Ballot By Mail	Provisional Ballots	Limited Ballots
REP Kristina Williams	360	49.59%	84	260	15	1	0
DEM Nancy Kennedy	366	50.41%	84	251	29	2	0
Total Votes Cast	726	100.00%	168	511	44	3	0
Overvotes	0		0	0	0	0	0
Undervotes	40		12	24	4	0	0
Contest Totals	766		180	535	48	3	0

**County Judge CCD**

Vote For 1

	TOTAL	VOTE %	Election Day	Early Voting	Ballot By Mail	Provisional Ballots	Limited Ballots
REP Chris Hill	360	48.98%	83	260	16	1	0
DEM Joshua Murray	375	51.02%	85	260	28	2	0
Total Votes Cast	735	100.00%	168	520	44	3	0
Overvotes	0		0	0	0	0	0
Undervotes	31		12	15	4	0	0
Contest Totals	766		180	535	48	3	0

**District Clerk CCD**

Vote For 1

	TOTAL	VOTE %	Election Day	Early Voting	Ballot By Mail	Provisional Ballots	Limited Ballots
REP Mike Gould	362	49.73%	82	262	17	1	0
DEM David Brignac	366	50.27%	87	250	27	2	0
Total Votes Cast	728	100.00%	169	512	44	3	0
Overvotes	0		0	0	0	0	0
Undervotes	38		11	23	4	0	0
Contest Totals	766		180	535	48	3	0

## PCT 015

### County Commissioner, Precinct 4

Vote For 1

	TOTAL	VOTE %		Election Day	Early Voting	Ballot By Mail	Provisional Ballots	Limited Ballots
REP Duncan Webb	365	50.28%	<div style="width: 50.28%;"><div style="width: 50.28%;"></div></div>	87	262	15	1	0
DEM Jeffrey Williams	361	49.72%	<div style="width: 49.72%;"><div style="width: 49.72%;"></div></div>	82	248	29	2	0
Total Votes Cast	726	100.00%	<div style="width: 100.00%;"><div style="width: 100.00%;"></div></div>	169	510	44	3	0
Overvotes	0			0	0	0	0	0
Undervotes	40			11	25	4	0	0
Contest Totals	766			180	535	48	3	0

### Justice of the Peace, Precinct 3

Vote For 1

	TOTAL	VOTE %		Election Day	Early Voting	Ballot By Mail	Provisional Ballots	Limited Ballots
REP Mike Missildine	362	49.79%	<div style="width: 49.79%;"><div style="width: 49.79%;"></div></div>	83	261	17	1	0
DEM Irvin Lynn Barrett	365	50.21%	<div style="width: 50.21%;"><div style="width: 50.21%;"></div></div>	85	251	27	2	0
Total Votes Cast	727	100.00%	<div style="width: 100.00%;"><div style="width: 100.00%;"></div></div>	168	512	44	3	0
Overvotes	0			0	0	0	0	0
Undervotes	39			12	23	4	0	0
Contest Totals	766			180	535	48	3	0

### Plano ISD - Proposition A

Vote For 1

	TOTAL	VOTE %		Election Day	Early Voting	Ballot By Mail	Provisional Ballots	Limited Ballots
For	357	51.59%	<div style="width: 51.59%;"><div style="width: 51.59%;"></div></div>	85	244	28	0	0
Against	335	48.41%	<div style="width: 48.41%;"><div style="width: 48.41%;"></div></div>	80	235	17	3	0
Total Votes Cast	692	100.00%	<div style="width: 100.00%;"><div style="width: 100.00%;"></div></div>	165	479	45	3	0
Overvotes	0			0	0	0	0	0
Undervotes	74			15	56	3	0	0
Contest Totals	766			180	535	48	3	0

### Plano ISD - Proposition B

Vote For 1

	TOTAL	VOTE %		Election Day	Early Voting	Ballot By Mail	Provisional Ballots	Limited Ballots
For	384	55.41%	<div style="width: 55.41%;"><div style="width: 55.41%;"></div></div>	90	264	29	1	0
Against	309	44.59%	<div style="width: 44.59%;"><div style="width: 44.59%;"></div></div>	75	216	16	2	0
Total Votes Cast	693	100.00%	<div style="width: 100.00%;"><div style="width: 100.00%;"></div></div>	165	480	45	3	0
Overvotes	0			0	0	0	0	0
Undervotes	73			15	55	3	0	0
Contest Totals	766			180	535	48	3	0

## PCT 015

### Plano ISD - Proposition C

Vote For 1

	TOTAL	VOTE %		Election Day	Early Voting	Ballot By Mail	Provisional Ballots	Limited Ballots
For	371	53.77%		88	255	27	1	0
Against	319	46.23%		75	224	18	2	0
Total Votes Cast	690	100.00%		163	479	45	3	0
Overvotes	0			0	0	0	0	0
Undervotes	76			17	56	3	0	0
Contest Totals	766			180	535	48	3	0

### Plano ISD - Proposition D

Vote For 1

	TOTAL	VOTE %		Election Day	Early Voting	Ballot By Mail	Provisional Ballots	Limited Ballots
For	338	48.84%		86	230	21	1	0
Against	354	51.16%		79	249	24	2	0
Total Votes Cast	692	100.00%		165	479	45	3	0
Overvotes	0			0	0	0	0	0
Undervotes	74			15	56	3	0	0
Contest Totals	766			180	535	48	3	0

### Plano ISD - Proposition E

Vote For 1

	TOTAL	VOTE %		Election Day	Early Voting	Ballot By Mail	Provisional Ballots	Limited Ballots
For	303	43.72%		79	200	22	2	0
Against	390	56.28%		86	280	23	1	0
Total Votes Cast	693	100.00%		165	480	45	3	0
Overvotes	0			0	0	0	0	0
Undervotes	73			15	55	3	0	0
Contest Totals	766			180	535	48	3	0

## PCT 016

### U. S. Representative District 3

Vote For 1

	TOTAL	VOTE %	Election Day	Early Voting	Ballot By Mail	Provisional Ballots	Limited Ballots
REP Keith Self	1,633	67.23%	502	1,103	28	0	0
DEM Sandeep Srivastava	731	30.09%	214	495	22	0	0
LIB Christopher Claytor	65	2.68%	22	43	0	0	0
Total Votes Cast	2,429	100.00%	738	1,641	50	0	0
Overvotes	0		0	0	0	0	0
Undervotes	36		17	17	2	0	0
Contest Totals	2,465		755	1,658	52	0	0

### Governor

Vote For 1

	TOTAL	VOTE %	Election Day	Early Voting	Ballot By Mail	Provisional Ballots	Limited Ballots
REP Greg Abbott	1,627	66.11%	508	1,092	27	0	0
DEM Beto O'Rourke	803	32.63%	232	546	25	0	0
LIB Mark Tippetts	27	1.10%	12	15	0	0	0
GRN Delilah Barrios	4	0.16%	2	2	0	0	0
Write-In Totals	0	0.00%	0	0	0	0	0
Total Votes Cast	2,461	100.00%	754	1,655	52	0	0
Overvotes	0		0	0	0	0	0
Undervotes	4		1	3	0	0	0
Contest Totals	2,465		755	1,658	52	0	0

### Lieutenant Governor

Vote For 1

	TOTAL	VOTE %	Election Day	Early Voting	Ballot By Mail	Provisional Ballots	Limited Ballots
REP Dan Patrick	1,575	64.50%	479	1,069	27	0	0
DEM Mike Collier	794	32.51%	232	537	25	0	0
LIB Shanna Steele	73	2.99%	32	41	0	0	0
Total Votes Cast	2,442	100.00%	743	1,647	52	0	0
Overvotes	0		0	0	0	0	0
Undervotes	23		12	11	0	0	0
Contest Totals	2,465		755	1,658	52	0	0

### Attorney General

Vote For 1

	TOTAL	VOTE %	Election Day	Early Voting	Ballot By Mail	Provisional Ballots	Limited Ballots
REP Ken Paxton	1,551	64.01%	487	1,037	27	0	0
DEM Rochelle Mercedes Garza	776	32.03%	222	529	25	0	0
LIB Mark Ash	96	3.96%	32	64	0	0	0
Total Votes Cast	2,423	100.00%	741	1,630	52	0	0
Overvotes	0		0	0	0	0	0
Undervotes	42		14	28	0	0	0
Contest Totals	2,465		755	1,658	52	0	0

**PCT 016**

**Comptroller of Public Accounts**

Vote For 1

	TOTAL	VOTE %	Election Day	Early Voting	Ballot By Mail	Provisional Ballots	Limited Ballots
REP Glenn Hegar	1,649	68.25%	500	1,119	30	0	0
DEM Janet T. Dudding	711	29.43%	213	479	19	0	0
LIB V. Alonzo Echevarria-Garza	56	2.32%	23	32	1	0	0
Total Votes Cast	2,416	100.00%	736	1,630	50	0	0
Overvotes	0		0	0	0	0	0
Undervotes	49		19	28	2	0	0
Contest Totals	2,465		755	1,658	52	0	0

**Commissioner of the General Land Office**

Vote For 1

	TOTAL	VOTE %	Election Day	Early Voting	Ballot By Mail	Provisional Ballots	Limited Ballots
REP Dawn Buckingham	1,659	68.90%	508	1,121	30	0	0
DEM Jay Kleberg	727	30.19%	210	497	20	0	0
GRN Alfred Molison, Jr	21	0.87%	11	10	0	0	0
Write-In Totals	1	0.04%	1	0	0	0	0
Total Votes Cast	2,408	100.00%	730	1,628	50	0	0
Overvotes	0		0	0	0	0	0
Undervotes	57		25	30	2	0	0
Contest Totals	2,465		755	1,658	52	0	0

**Commissioner of Agriculture**

Vote For 1

	TOTAL	VOTE %	Election Day	Early Voting	Ballot By Mail	Provisional Ballots	Limited Ballots
REP Sid Miller	1,650	68.61%	510	1,110	30	0	0
DEM Susan Hays	755	31.39%	219	516	20	0	0
Total Votes Cast	2,405	100.00%	729	1,626	50	0	0
Overvotes	0		0	0	0	0	0
Undervotes	60		26	32	2	0	0
Contest Totals	2,465		755	1,658	52	0	0

**Railroad Commissioner**

Vote For 1

	TOTAL	VOTE %	Election Day	Early Voting	Ballot By Mail	Provisional Ballots	Limited Ballots
REP Wayne Christian	1,619	67.32%	495	1,097	27	0	0
DEM Luke Warford	711	29.56%	205	484	22	0	0
LIB Jaime Andres Diez	57	2.37%	23	33	1	0	0
GRN Hunter Wayne Crow	18	0.75%	7	11	0	0	0
Total Votes Cast	2,405	100.00%	730	1,625	50	0	0
Overvotes	0		0	0	0	0	0
Undervotes	60		25	33	2	0	0
Contest Totals	2,465		755	1,658	52	0	0

**PCT 016**

**Justice, Supreme Court, Place 3**

Vote For 1

	TOTAL	VOTE %	Election Day	Early Voting	Ballot By Mail	Provisional Ballots	Limited Ballots
REP Debra Lehrmann	1,631	67.51%	497	1,104	30	0	0
DEM Erin A. Nowell	734	30.38%	216	498	20	0	0
LIB Thomas Edward Oxford	51	2.11%	23	28	0	0	0
Total Votes Cast	2,416	100.00%	736	1,630	50	0	0
Overvotes	0		0	0	0	0	0
Undervotes	49		19	28	2	0	0
Contest Totals	2,465		755	1,658	52	0	0

**Justice, Supreme Court, Place 5**

Vote For 1

	TOTAL	VOTE %	Election Day	Early Voting	Ballot By Mail	Provisional Ballots	Limited Ballots
REP Rebeca Huddle	1,660	68.99%	509	1,120	31	0	0
DEM Amanda Reichel	746	31.01%	220	507	19	0	0
Total Votes Cast	2,406	100.00%	729	1,627	50	0	0
Overvotes	0		0	0	0	0	0
Undervotes	59		26	31	2	0	0
Contest Totals	2,465		755	1,658	52	0	0

**Justice, Supreme Court, Place 9**

Vote For 1

	TOTAL	VOTE %	Election Day	Early Voting	Ballot By Mail	Provisional Ballots	Limited Ballots
REP Evan Young	1,652	68.63%	506	1,116	30	0	0
DEM Julia Maldonado	755	31.37%	224	511	20	0	0
Total Votes Cast	2,407	100.00%	730	1,627	50	0	0
Overvotes	0		0	0	0	0	0
Undervotes	58		25	31	2	0	0
Contest Totals	2,465		755	1,658	52	0	0

**Judge, Court of Criminal Appeals, Place 5**

Vote For 1

	TOTAL	VOTE %	Election Day	Early Voting	Ballot By Mail	Provisional Ballots	Limited Ballots
REP Scott Walker	1,652	68.72%	505	1,116	31	0	0
DEM Dana Huffman	752	31.28%	225	508	19	0	0
Total Votes Cast	2,404	100.00%	730	1,624	50	0	0
Overvotes	0		0	0	0	0	0
Undervotes	61		25	34	2	0	0
Contest Totals	2,465		755	1,658	52	0	0

**PCT 016**

**Judge, Court of Criminal Appeals, Place 6**

Vote For 1

	TOTAL	VOTE %	Election Day	Early Voting	Ballot By Mail	Provisional Ballots	Limited Ballots
REP Jesse F. McClure, III	1,657	69.13%	510	1,118	29	0	0
DEM Robert Johnson	740	30.87%	219	502	19	0	0
Total Votes Cast	2,397	100.00%	729	1,620	48	0	0
Overvotes	0		0	0	0	0	0
Undervotes	68		26	38	4	0	0
Contest Totals	2,465		755	1,658	52	0	0

**Member, State Board of Education, District 12 CCD**

Vote For 1

	TOTAL	VOTE %	Election Day	Early Voting	Ballot By Mail	Provisional Ballots	Limited Ballots
REP Pam Little	1,615	67.04%	496	1,090	29	0	0
DEM Alex Cornwallis	717	29.76%	208	488	21	0	0
LIB Christy Mowrey	75	3.11%	28	47	0	0	0
Write-In Totals	2	0.08%	1	1	0	0	0
Total Votes Cast	2,409	100.00%	733	1,626	50	0	0
Overvotes	0		0	0	0	0	0
Undervotes	56		22	32	2	0	0
Contest Totals	2,465		755	1,658	52	0	0

**State Senator, District 8**

Vote For 1

	TOTAL	VOTE %	Election Day	Early Voting	Ballot By Mail	Provisional Ballots	Limited Ballots
REP Angela Paxton	1,578	65.37%	486	1,064	28	0	0
DEM Jonathan Cocks	762	31.57%	227	513	22	0	0
LIB Edward Kless	74	3.07%	24	50	0	0	0
Total Votes Cast	2,414	100.00%	737	1,627	50	0	0
Overvotes	0		0	0	0	0	0
Undervotes	51		18	31	2	0	0
Contest Totals	2,465		755	1,658	52	0	0

**State Representative, District 67**

Vote For 1

	TOTAL	VOTE %	Election Day	Early Voting	Ballot By Mail	Provisional Ballots	Limited Ballots
REP Jeff Leach	1,660	68.88%	511	1,121	28	0	0
DEM Kevin Morris	750	31.12%	220	508	22	0	0
Total Votes Cast	2,410	100.00%	731	1,629	50	0	0
Overvotes	0		0	0	0	0	0
Undervotes	55		24	29	2	0	0
Contest Totals	2,465		755	1,658	52	0	0

## PCT 016

### Justice, 5th Court of Appeals District, Place 4

Vote For 1

	TOTAL	VOTE %		Election Day	Early Voting	Ballot By Mail	Provisional Ballots	Limited Ballots
REP Emily A. Miskel	1,657	69.07%		511	1,116	30	0	0
DEM Maricela Moore	742	30.93%		217	505	20	0	0
Total Votes Cast	2,399	100.00%		728	1,621	50	0	0
Overvotes	0			0	0	0	0	0
Undervotes	66			27	37	2	0	0
Contest Totals	2,465			755	1,658	52	0	0

### Justice, 5th Court of Appeals District, Place 7

Vote For 1

	TOTAL	VOTE %		Election Day	Early Voting	Ballot By Mail	Provisional Ballots	Limited Ballots
REP Kristina Williams	1,642	68.53%		504	1,108	30	0	0
DEM Nancy Kennedy	754	31.47%		222	512	20	0	0
Total Votes Cast	2,396	100.00%		726	1,620	50	0	0
Overvotes	0			0	0	0	0	0
Undervotes	69			29	38	2	0	0
Contest Totals	2,465			755	1,658	52	0	0

### County Judge CCD

Vote For 1

	TOTAL	VOTE %		Election Day	Early Voting	Ballot By Mail	Provisional Ballots	Limited Ballots
REP Chris Hill	1,646	68.24%		508	1,109	29	0	0
DEM Joshua Murray	766	31.76%		221	524	21	0	0
Total Votes Cast	2,412	100.00%		729	1,633	50	0	0
Overvotes	0			0	0	0	0	0
Undervotes	53			26	25	2	0	0
Contest Totals	2,465			755	1,658	52	0	0

### District Clerk CCD

Vote For 1

	TOTAL	VOTE %		Election Day	Early Voting	Ballot By Mail	Provisional Ballots	Limited Ballots
REP Mike Gould	1,662	69.31%		510	1,124	28	0	0
DEM David Brignac	736	30.69%		216	498	22	0	0
Total Votes Cast	2,398	100.00%		726	1,622	50	0	0
Overvotes	0			0	0	0	0	0
Undervotes	67			29	36	2	0	0
Contest Totals	2,465			755	1,658	52	0	0



## PCT 016

### McKinney, City of - Local Option Election

Vote For 1

	TOTAL	VOTE %		Election Day	Early Voting	Ballot By Mail	Provisional Ballots	Limited Ballots
For	0	0.00%	<div style="width: 0%; background-color: #cccccc;"></div>	0	0	0	0	0
Against	5	100.00%	<div style="width: 100%; background-color: #e6c000;"></div>	3	2	0	0	0
Total Votes Cast	5	100.00%	<div style="width: 100%; background-color: #e6c000;"></div>	3	2	0	0	0
Overvotes	0			0	0	0	0	0
Undervotes	0			0	0	0	0	0
Contest Totals	5			3	2	0	0	0

### Anna ISD - Proposition A

Vote For 1

	TOTAL	VOTE %		Election Day	Early Voting	Ballot By Mail	Provisional Ballots	Limited Ballots
For	1	33.33%	<div style="width: 33.33%; background-color: #e6c000;"></div>	0	0	1	0	0
Against	2	66.67%	<div style="width: 66.67%; background-color: #cccccc;"></div>	0	2	0	0	0
Total Votes Cast	3	100.00%	<div style="width: 100%; background-color: #e6c000;"></div>	0	2	1	0	0
Overvotes	0			0	0	0	0	0
Undervotes	0			0	0	0	0	0
Contest Totals	3			0	2	1	0	0

### Anna ISD - Proposition B

Vote For 1

	TOTAL	VOTE %		Election Day	Early Voting	Ballot By Mail	Provisional Ballots	Limited Ballots
For	1	33.33%	<div style="width: 33.33%; background-color: #e6c000;"></div>	0	0	1	0	0
Against	2	66.67%	<div style="width: 66.67%; background-color: #cccccc;"></div>	0	2	0	0	0
Total Votes Cast	3	100.00%	<div style="width: 100%; background-color: #e6c000;"></div>	0	2	1	0	0
Overvotes	0			0	0	0	0	0
Undervotes	0			0	0	0	0	0
Contest Totals	3			0	2	1	0	0

## PCT 017

### U. S. Representative District 3

Vote For 1

	TOTAL	VOTE %	Election Day	Early Voting	Ballot By Mail	Provisional Ballots	Limited Ballots
REP Keith Self	1,349	60.12%	433	879	35	2	0
DEM Sandeep Srivastava	823	36.68%	217	578	26	2	0
LIB Christopher Claytor	72	3.21%	29	42	1	0	0
Total Votes Cast	2,244	100.00%	679	1,499	62	4	0
Overvotes	0		0	0	0	0	0
Undervotes	46		16	30	0	0	0
Contest Totals	2,290		695	1,529	62	4	0

### Governor

Vote For 1

	TOTAL	VOTE %	Election Day	Early Voting	Ballot By Mail	Provisional Ballots	Limited Ballots
REP Greg Abbott	1,357	59.47%	434	887	34	2	0
DEM Beto O'Rourke	884	38.74%	242	612	28	2	0
LIB Mark Tippetts	28	1.23%	10	18	0	0	0
GRN Delilah Barrios	12	0.53%	6	6	0	0	0
Write-In Totals	1	0.04%	1	0	0	0	0
Total Votes Cast	2,282	100.00%	693	1,523	62	4	0
Overvotes	0		0	0	0	0	0
Undervotes	8		2	6	0	0	0
Contest Totals	2,290		695	1,529	62	4	0

### Lieutenant Governor

Vote For 1

	TOTAL	VOTE %	Election Day	Early Voting	Ballot By Mail	Provisional Ballots	Limited Ballots
REP Dan Patrick	1,333	59.14%	431	866	34	2	0
DEM Mike Collier	853	37.84%	231	592	28	2	0
LIB Shanna Steele	68	3.02%	20	48	0	0	0
Total Votes Cast	2,254	100.00%	682	1,506	62	4	0
Overvotes	0		0	0	0	0	0
Undervotes	36		13	23	0	0	0
Contest Totals	2,290		695	1,529	62	4	0

### Attorney General

Vote For 1

	TOTAL	VOTE %	Election Day	Early Voting	Ballot By Mail	Provisional Ballots	Limited Ballots
REP Ken Paxton	1,312	58.60%	424	852	34	2	0
DEM Rochelle Mercedes Garza	849	37.92%	224	596	27	2	0
LIB Mark Ash	78	3.48%	27	50	1	0	0
Total Votes Cast	2,239	100.00%	675	1,498	62	4	0
Overvotes	0		0	0	0	0	0
Undervotes	51		20	31	0	0	0
Contest Totals	2,290		695	1,529	62	4	0

## PCT 017

### Comptroller of Public Accounts

Vote For 1

	TOTAL	VOTE %	Election Day	Early Voting	Ballot By Mail	Provisional Ballots	Limited Ballots
REP Glenn Hegar	1,359	60.94%	433	889	35	2	0
DEM Janet T. Dudding	809	36.28%	217	564	26	2	0
LIB V. Alonzo Echevarria-Garza	62	2.78%	23	39	0	0	0
Total Votes Cast	2,230	100.00%	673	1,492	61	4	0
Overvotes	0		0	0	0	0	0
Undervotes	60		22	37	1	0	0
Contest Totals	2,290		695	1,529	62	4	0

### Commissioner of the General Land Office

Vote For 1

	TOTAL	VOTE %	Election Day	Early Voting	Ballot By Mail	Provisional Ballots	Limited Ballots
REP Dawn Buckingham	1,377	61.89%	438	902	35	2	0
DEM Jay Kleberg	819	36.81%	225	565	27	2	0
GRN Alfred Molison, Jr	27	1.21%	8	19	0	0	0
Write-In Totals	2	0.09%	0	2	0	0	0
Total Votes Cast	2,225	100.00%	671	1,488	62	4	0
Overvotes	0		0	0	0	0	0
Undervotes	65		24	41	0	0	0
Contest Totals	2,290		695	1,529	62	4	0

### Commissioner of Agriculture

Vote For 1

	TOTAL	VOTE %	Election Day	Early Voting	Ballot By Mail	Provisional Ballots	Limited Ballots
REP Sid Miller	1,378	61.82%	438	904	34	2	0
DEM Susan Hays	851	38.18%	235	588	26	2	0
Total Votes Cast	2,229	100.00%	673	1,492	60	4	0
Overvotes	0		0	0	0	0	0
Undervotes	61		22	37	2	0	0
Contest Totals	2,290		695	1,529	62	4	0

### Railroad Commissioner

Vote For 1

	TOTAL	VOTE %	Election Day	Early Voting	Ballot By Mail	Provisional Ballots	Limited Ballots
REP Wayne Christian	1,347	60.24%	426	883	36	2	0
DEM Luke Warford	795	35.55%	214	554	25	2	0
LIB Jaime Andres Diez	70	3.13%	25	45	0	0	0
GRN Hunter Wayne Crow	24	1.07%	11	13	0	0	0
Total Votes Cast	2,236	100.00%	676	1,495	61	4	0
Overvotes	0		0	0	0	0	0
Undervotes	54		19	34	1	0	0
Contest Totals	2,290		695	1,529	62	4	0

**PCT 017**

**Justice, Supreme Court, Place 3**

Vote For 1

	TOTAL	VOTE %	Election Day	Early Voting	Ballot By Mail	Provisional Ballots	Limited Ballots
REP Debra Lehrmann	1,352	60.57%	430	886	34	2	0
DEM Erin A. Nowell	828	37.10%	226	574	26	2	0
LIB Thomas Edward Oxford	52	2.33%	19	32	1	0	0
Total Votes Cast	2,232	100.00%	675	1,492	61	4	0
Overvotes	0		0	0	0	0	0
Undervotes	58		20	37	1	0	0
Contest Totals	2,290		695	1,529	62	4	0

**Justice, Supreme Court, Place 5**

Vote For 1

	TOTAL	VOTE %	Election Day	Early Voting	Ballot By Mail	Provisional Ballots	Limited Ballots
REP Rebeca Huddle	1,388	62.35%	445	906	35	2	0
DEM Amanda Reichel	838	37.65%	230	581	25	2	0
Total Votes Cast	2,226	100.00%	675	1,487	60	4	0
Overvotes	0		0	0	0	0	0
Undervotes	64		20	42	2	0	0
Contest Totals	2,290		695	1,529	62	4	0

**Justice, Supreme Court, Place 9**

Vote For 1

	TOTAL	VOTE %	Election Day	Early Voting	Ballot By Mail	Provisional Ballots	Limited Ballots
REP Evan Young	1,382	62.00%	446	899	35	2	0
DEM Julia Maldonado	847	38.00%	228	591	26	2	0
Total Votes Cast	2,229	100.00%	674	1,490	61	4	0
Overvotes	0		0	0	0	0	0
Undervotes	61		21	39	1	0	0
Contest Totals	2,290		695	1,529	62	4	0

**Judge, Court of Criminal Appeals, Place 5**

Vote For 1

	TOTAL	VOTE %	Election Day	Early Voting	Ballot By Mail	Provisional Ballots	Limited Ballots
REP Scott Walker	1,379	62.01%	441	900	36	2	0
DEM Dana Huffman	845	37.99%	232	585	26	2	0
Total Votes Cast	2,224	100.00%	673	1,485	62	4	0
Overvotes	0		0	0	0	0	0
Undervotes	66		22	44	0	0	0
Contest Totals	2,290		695	1,529	62	4	0

**PCT 017**

**Judge, Court of Criminal Appeals, Place 6**

Vote For 1

	TOTAL	VOTE %	Election Day	Early Voting	Ballot By Mail	Provisional Ballots	Limited Ballots
REP Jesse F. McClure, III	1,388	62.49%	444	907	35	2	0
DEM Robert Johnson	833	37.51%	229	575	27	2	0
Total Votes Cast	2,221	100.00%	673	1,482	62	4	0
Overvotes	0		0	0	0	0	0
Undervotes	69		22	47	0	0	0
Contest Totals	2,290		695	1,529	62	4	0

**Member, State Board of Education, District 12 CCD**

Vote For 1

	TOTAL	VOTE %	Election Day	Early Voting	Ballot By Mail	Provisional Ballots	Limited Ballots
REP Pam Little	1,350	60.67%	427	886	35	2	0
DEM Alex Cornwallis	795	35.73%	218	549	26	2	0
LIB Christy Mowrey	77	3.46%	28	49	0	0	0
Write-In Totals	3	0.13%	1	1	1	0	0
Total Votes Cast	2,225	100.00%	674	1,485	62	4	0
Overvotes	0		0	0	0	0	0
Undervotes	65		21	44	0	0	0
Contest Totals	2,290		695	1,529	62	4	0

**State Senator, District 8**

Vote For 1

	TOTAL	VOTE %	Election Day	Early Voting	Ballot By Mail	Provisional Ballots	Limited Ballots
REP Angela Paxton	1,332	59.78%	427	868	35	2	0
DEM Jonathan Cocks	829	37.21%	223	577	27	2	0
LIB Edward Kless	67	3.01%	26	41	0	0	0
Total Votes Cast	2,228	100.00%	676	1,486	62	4	0
Overvotes	0		0	0	0	0	0
Undervotes	62		19	43	0	0	0
Contest Totals	2,290		695	1,529	62	4	0

**State Representative, District 61**

Vote For 1

	TOTAL	VOTE %	Election Day	Early Voting	Ballot By Mail	Provisional Ballots	Limited Ballots
REP Frederick Frazier	1,359	61.11%	430	892	35	2	0
DEM Sheena King	865	38.89%	244	593	26	2	0
Total Votes Cast	2,224	100.00%	674	1,485	61	4	0
Overvotes	0		0	0	0	0	0
Undervotes	66		21	44	1	0	0
Contest Totals	2,290		695	1,529	62	4	0

**PCT 017**

**Justice, 5th Court of Appeals District, Place 4**

Vote For 1

	TOTAL	VOTE %	Election Day	Early Voting	Ballot By Mail	Provisional Ballots	Limited Ballots
REP Emily A. Miskel	1,392	62.73%	448	906	36	2	0
DEM Maricela Moore	827	37.27%	225	575	25	2	0
Total Votes Cast	2,219	100.00%	673	1,481	61	4	0
Overvotes	0		0	0	0	0	0
Undervotes	71		22	48	1	0	0
Contest Totals	2,290		695	1,529	62	4	0

**Justice, 5th Court of Appeals District, Place 7**

Vote For 1

	TOTAL	VOTE %	Election Day	Early Voting	Ballot By Mail	Provisional Ballots	Limited Ballots
REP Kristina Williams	1,369	61.81%	434	898	35	2	0
DEM Nancy Kennedy	846	38.19%	237	581	26	2	0
Total Votes Cast	2,215	100.00%	671	1,479	61	4	0
Overvotes	0		0	0	0	0	0
Undervotes	75		24	50	1	0	0
Contest Totals	2,290		695	1,529	62	4	0

**County Judge CCD**

Vote For 1

	TOTAL	VOTE %	Election Day	Early Voting	Ballot By Mail	Provisional Ballots	Limited Ballots
REP Chris Hill	1,378	61.93%	443	899	34	2	0
DEM Joshua Murray	847	38.07%	232	586	27	2	0
Total Votes Cast	2,225	100.00%	675	1,485	61	4	0
Overvotes	0		0	0	0	0	0
Undervotes	65		20	44	1	0	0
Contest Totals	2,290		695	1,529	62	4	0

**District Clerk CCD**




Vote For 1

	TOTAL	VOTE %	Election Day	Early Voting	Ballot By Mail	Provisional Ballots	Limited Ballots
REP Mike Gould	1,382	62.42%	440	905	35	2	0
DEM David Brignac	832	37.58%	231	573	26	2	0
Total Votes Cast	2,214	100.00%	671	1,478	61	4	0
Overvotes	0		0	0	0	0	0
Undervotes	76		24	51	1	0	0
Contest Totals	2,290		695	1,529	62	4	0

## PCT 017




### Anna ISD - Proposition A

Vote For 1

	TOTAL	VOTE %		Election Day	Early Voting	Ballot By Mail	Provisional Ballots	Limited Ballots
For	1,310	59.74%		369	903	34	4	0
Against	883	40.26%		295	563	25	0	0
Total Votes Cast	2,193	100.00%		664	1,466	59	4	0
Overvotes	0			0	0	0	0	0
Undervotes	56			21	33	2	0	0
Contest Totals	2,249			685	1,499	61	4	0

### Anna ISD - Proposition B

Vote For 1

	TOTAL	VOTE %		Election Day	Early Voting	Ballot By Mail	Provisional Ballots	Limited Ballots
For	957	43.76%		275	658	21	3	0
Against	1,230	56.24%		390	803	36	1	0
Total Votes Cast	2,187	100.00%		665	1,461	57	4	0
Overvotes	0			0	0	0	0	0
Undervotes	62			20	38	4	0	0
Contest Totals	2,249			685	1,499	61	4	0

## PCT 018

### U. S. Representative District 3

Vote For 1

	TOTAL	VOTE %		Election Day	Early Voting	Ballot By Mail	Provisional Ballots	Limited Ballots
REP Keith Self	358	81.00%	<div style="width: 81%;"><div style="width: 81%;"></div></div>	81	269	8	0	0
DEM Sandeep Srivastava	69	15.61%	<div style="width: 15.61%;"><div style="width: 15.61%;"></div></div>	18	48	3	0	0
LIB Christopher Claytor	15	3.39%	<div style="width: 3.39%;"><div style="width: 3.39%;"></div></div>	4	11	0	0	0
Total Votes Cast	442	100.00%	<div style="width: 100%;"><div style="width: 100%;"></div></div>	103	328	11	0	0
Overvotes	0			0	0	0	0	0
Undervotes	15			3	11	1	0	0
Contest Totals	457			106	339	12	0	0

### Governor

Vote For 1

	TOTAL	VOTE %		Election Day	Early Voting	Ballot By Mail	Provisional Ballots	Limited Ballots
REP Greg Abbott	372	81.76%	<div style="width: 81.76%;"><div style="width: 81.76%;"></div></div>	82	281	9	0	0
DEM Beto O'Rourke	75	16.48%	<div style="width: 16.48%;"><div style="width: 16.48%;"></div></div>	23	49	3	0	0
LIB Mark Tippetts	7	1.54%	<div style="width: 1.54%;"><div style="width: 1.54%;"></div></div>	1	6	0	0	0
GRN Delilah Barrios	1	0.22%	<div style="width: 0.22%;"><div style="width: 0.22%;"></div></div>	0	1	0	0	0
Write-In Totals	0	0.00%	<div style="width: 0%;"><div style="width: 0%;"></div></div>	0	0	0	0	0
Total Votes Cast	455	100.00%	<div style="width: 100%;"><div style="width: 100%;"></div></div>	106	337	12	0	0
Overvotes	0			0	0	0	0	0
Undervotes	2			0	2	0	0	0
Contest Totals	457			106	339	12	0	0

### Lieutenant Governor

Vote For 1

	TOTAL	VOTE %		Election Day	Early Voting	Ballot By Mail	Provisional Ballots	Limited Ballots
REP Dan Patrick	359	79.60%	<div style="width: 79.6%;"><div style="width: 79.6%;"></div></div>	80	270	9	0	0
DEM Mike Collier	80	17.74%	<div style="width: 17.74%;"><div style="width: 17.74%;"></div></div>	20	57	3	0	0
LIB Shanna Steele	12	2.66%	<div style="width: 2.66%;"><div style="width: 2.66%;"></div></div>	5	7	0	0	0
Total Votes Cast	451	100.00%	<div style="width: 100%;"><div style="width: 100%;"></div></div>	105	334	12	0	0
Overvotes	0			0	0	0	0	0
Undervotes	6			1	5	0	0	0
Contest Totals	457			106	339	12	0	0

### Attorney General

Vote For 1

	TOTAL	VOTE %		Election Day	Early Voting	Ballot By Mail	Provisional Ballots	Limited Ballots
REP Ken Paxton	353	78.62%	<div style="width: 78.62%;"><div style="width: 78.62%;"></div></div>	81	263	9	0	0
DEM Rochelle Mercedes Garza	78	17.37%	<div style="width: 17.37%;"><div style="width: 17.37%;"></div></div>	20	55	3	0	0
LIB Mark Ash	18	4.01%	<div style="width: 4.01%;"><div style="width: 4.01%;"></div></div>	3	15	0	0	0
Total Votes Cast	449	100.00%	<div style="width: 100%;"><div style="width: 100%;"></div></div>	104	333	12	0	0
Overvotes	0			0	0	0	0	0
Undervotes	8			2	6	0	0	0
Contest Totals	457			106	339	12	0	0



## PCT 018

### Comptroller of Public Accounts

Vote For 1

	TOTAL	VOTE %		Election Day	Early Voting	Ballot By Mail	Provisional Ballots	Limited Ballots
REP Glenn Hegar	371	83.75%	<div style="width: 83.75%;"><div style="width: 83.75%;"></div></div>	81	282	8	0	0
DEM Janet T. Dudding	64	14.45%	<div style="width: 14.45%;"><div style="width: 14.45%;"></div></div>	17	44	3	0	0
LIB V. Alonzo Echevarria-Garza	8	1.81%	<div style="width: 1.81%;"><div style="width: 1.81%;"></div></div>	4	4	0	0	0
Total Votes Cast	443	100.00%	<div style="width: 100.00%;"><div style="width: 100.00%;"></div></div>	102	330	11	0	0
Overvotes	0			0	0	0	0	0
Undervotes	14			4	9	1	0	0
Contest Totals	457			106	339	12	0	0

### Commissioner of the General Land Office

Vote For 1

	TOTAL	VOTE %		Election Day	Early Voting	Ballot By Mail	Provisional Ballots	Limited Ballots
REP Dawn Buckingham	361	82.05%	<div style="width: 82.05%;"><div style="width: 82.05%;"></div></div>	82	271	8	0	0
DEM Jay Kleberg	71	16.14%	<div style="width: 16.14%;"><div style="width: 16.14%;"></div></div>	18	50	3	0	0
GRN Alfred Molison, Jr	8	1.82%	<div style="width: 1.82%;"><div style="width: 1.82%;"></div></div>	2	6	0	0	0
Write-In Totals	0	0.00%	<div style="width: 0.00%;"><div style="width: 0.00%;"></div></div>	0	0	0	0	0
Total Votes Cast	440	100.00%	<div style="width: 100.00%;"><div style="width: 100.00%;"></div></div>	102	327	11	0	0
Overvotes	0			0	0	0	0	0
Undervotes	17			4	12	1	0	0
Contest Totals	457			106	339	12	0	0

### Commissioner of Agriculture

Vote For 1

	TOTAL	VOTE %		Election Day	Early Voting	Ballot By Mail	Provisional Ballots	Limited Ballots
REP Sid Miller	368	83.26%	<div style="width: 83.26%;"><div style="width: 83.26%;"></div></div>	81	279	8	0	0
DEM Susan Hays	74	16.74%	<div style="width: 16.74%;"><div style="width: 16.74%;"></div></div>	21	50	3	0	0
Total Votes Cast	442	100.00%	<div style="width: 100.00%;"><div style="width: 100.00%;"></div></div>	102	329	11	0	0
Overvotes	0			0	0	0	0	0
Undervotes	15			4	10	1	0	0
Contest Totals	457			106	339	12	0	0

### Railroad Commissioner

Vote For 1

	TOTAL	VOTE %		Election Day	Early Voting	Ballot By Mail	Provisional Ballots	Limited Ballots
REP Wayne Christian	358	81.18%	<div style="width: 81.18%;"><div style="width: 81.18%;"></div></div>	80	270	8	0	0
DEM Luke Warford	66	14.97%	<div style="width: 14.97%;"><div style="width: 14.97%;"></div></div>	17	46	3	0	0
LIB Jaime Andres Diez	12	2.72%	<div style="width: 2.72%;"><div style="width: 2.72%;"></div></div>	5	7	0	0	0
GRN Hunter Wayne Crow	5	1.13%	<div style="width: 1.13%;"><div style="width: 1.13%;"></div></div>	0	5	0	0	0
Total Votes Cast	441	100.00%	<div style="width: 100.00%;"><div style="width: 100.00%;"></div></div>	102	328	11	0	0
Overvotes	0			0	0	0	0	0
Undervotes	16			4	11	1	0	0
Contest Totals	457			106	339	12	0	0

**PCT 018**

**Justice, Supreme Court, Place 3**

Vote For 1

	TOTAL	VOTE %		Election Day	Early Voting	Ballot By Mail	Provisional Ballots	Limited Ballots
REP Debra Lehrmann	363	82.13%		81	274	8	0	0
DEM Erin A. Nowell	68	15.38%		18	47	3	0	0
LIB Thomas Edward Oxford	11	2.49%		3	8	0	0	0
Total Votes Cast	442	100.00%		102	329	11	0	0
Overvotes	0			0	0	0	0	0
Undervotes	15			4	10	1	0	0
Contest Totals	457			106	339	12	0	0

**Justice, Supreme Court, Place 5**

Vote For 1

	TOTAL	VOTE %		Election Day	Early Voting	Ballot By Mail	Provisional Ballots	Limited Ballots
REP Rebeca Huddle	365	83.33%		82	276	7	0	0
DEM Amanda Reichel	73	16.67%		20	50	3	0	0
Total Votes Cast	438	100.00%		102	326	10	0	0
Overvotes	0			0	0	0	0	0
Undervotes	19			4	13	2	0	0
Contest Totals	457			106	339	12	0	0

**Justice, Supreme Court, Place 9**

Vote For 1

	TOTAL	VOTE %		Election Day	Early Voting	Ballot By Mail	Provisional Ballots	Limited Ballots
REP Evan Young	368	83.45%		82	278	8	0	0
DEM Julia Maldonado	73	16.55%		20	50	3	0	0
Total Votes Cast	441	100.00%		102	328	11	0	0
Overvotes	0			0	0	0	0	0
Undervotes	16			4	11	1	0	0
Contest Totals	457			106	339	12	0	0

**Judge, Court of Criminal Appeals, Place 5**

Vote For 1

	TOTAL	VOTE %		Election Day	Early Voting	Ballot By Mail	Provisional Ballots	Limited Ballots
REP Scott Walker	367	83.22%		82	277	8	0	0
DEM Dana Huffman	74	16.78%		20	51	3	0	0
Total Votes Cast	441	100.00%		102	328	11	0	0
Overvotes	0			0	0	0	0	0
Undervotes	16			4	11	1	0	0
Contest Totals	457			106	339	12	0	0

## PCT 018

### Judge, Court of Criminal Appeals, Place 6

Vote For 1

	TOTAL	VOTE %		Election Day	Early Voting	Ballot By Mail	Provisional Ballots	Limited Ballots
REP Jesse F. McClure, III	367	83.41%		83	276	8	0	0
DEM Robert Johnson	73	16.59%		19	51	3	0	0
Total Votes Cast	440	100.00%		102	327	11	0	0
Overvotes	0			0	0	0	0	0
Undervotes	17			4	12	1	0	0
Contest Totals	457			106	339	12	0	0

### Member, State Board of Education, District 12 CCD

Vote For 1

	TOTAL	VOTE %		Election Day	Early Voting	Ballot By Mail	Provisional Ballots	Limited Ballots
REP Pam Little	354	80.45%		80	266	8	0	0
DEM Alex Cornwallis	72	16.36%		19	50	3	0	0
LIB Christy Mowrey	14	3.18%		4	10	0	0	0
Write-In Totals	0	0.00%		0	0	0	0	0
Total Votes Cast	440	100.00%		103	326	11	0	0
Overvotes	0			0	0	0	0	0
Undervotes	17			3	13	1	0	0
Contest Totals	457			106	339	12	0	0

### State Senator, District 8

Vote For 1

	TOTAL	VOTE %		Election Day	Early Voting	Ballot By Mail	Provisional Ballots	Limited Ballots
REP Angela Paxton	351	79.41%		80	263	8	0	0
DEM Jonathan Cocks	77	17.42%		20	54	3	0	0
LIB Edward Kless	14	3.17%		2	12	0	0	0
Total Votes Cast	442	100.00%		102	329	11	0	0
Overvotes	0			0	0	0	0	0
Undervotes	15			4	10	1	0	0
Contest Totals	457			106	339	12	0	0

### State Representative, District 67

Vote For 1

	TOTAL	VOTE %		Election Day	Early Voting	Ballot By Mail	Provisional Ballots	Limited Ballots
REP Jeff Leach	369	84.25%		83	278	8	0	0
DEM Kevin Morris	69	15.75%		20	46	3	0	0
Total Votes Cast	438	100.00%		103	324	11	0	0
Overvotes	0			0	0	0	0	0
Undervotes	19			3	15	1	0	0
Contest Totals	457			106	339	12	0	0

**PCT 018**

**Justice, 5th Court of Appeals District, Place 4**

Vote For 1

	TOTAL	VOTE %	Election Day	Early Voting	Ballot By Mail	Provisional Ballots	Limited Ballots
REP Emily A. Miskel	367	83.41%	84	275	8	0	0
DEM Maricela Moore	73	16.59%	18	52	3	0	0
Total Votes Cast	440	100.00%	102	327	11	0	0
Overvotes	0		0	0	0	0	0
Undervotes	17		4	12	1	0	0
Contest Totals	457		106	339	12	0	0

**Justice, 5th Court of Appeals District, Place 7**

Vote For 1

	TOTAL	VOTE %	Election Day	Early Voting	Ballot By Mail	Provisional Ballots	Limited Ballots
REP Kristina Williams	366	83.37%	83	275	8	0	0
DEM Nancy Kennedy	73	16.63%	19	51	3	0	0
Total Votes Cast	439	100.00%	102	326	11	0	0
Overvotes	0		0	0	0	0	0
Undervotes	18		4	13	1	0	0
Contest Totals	457		106	339	12	0	0

**County Judge CCD**

Vote For 1

	TOTAL	VOTE %	Election Day	Early Voting	Ballot By Mail	Provisional Ballots	Limited Ballots
REP Chris Hill	369	82.74%	83	278	8	0	0
DEM Joshua Murray	77	17.26%	21	53	3	0	0
Total Votes Cast	446	100.00%	104	331	11	0	0
Overvotes	0		0	0	0	0	0
Undervotes	11		2	8	1	0	0
Contest Totals	457		106	339	12	0	0

**District Clerk CCD**




Vote For 1

	TOTAL	VOTE %	Election Day	Early Voting	Ballot By Mail	Provisional Ballots	Limited Ballots
REP Mike Gould	367	83.41%	82	277	8	0	0
DEM David Brignac	73	16.59%	20	50	3	0	0
Total Votes Cast	440	100.00%	102	327	11	0	0
Overvotes	0		0	0	0	0	0
Undervotes	17		4	12	1	0	0
Contest Totals	457		106	339	12	0	0

**PCT 018**




**Anna ISD - Proposition A**

Vote For 1

	TOTAL	VOTE %		Election Day	Early Voting	Ballot By Mail	Provisional Ballots	Limited Ballots
For	218	49.66%		49	163	6	0	0
Against	221	50.34%		51	164	6	0	0
Total Votes Cast	439	100.00%		100	327	12	0	0
Overvotes	0			0	0	0	0	0
Undervotes	18			6	12	0	0	0
Contest Totals	457			106	339	12	0	0

**Anna ISD - Proposition B**

Vote For 1

	TOTAL	VOTE %		Election Day	Early Voting	Ballot By Mail	Provisional Ballots	Limited Ballots
For	164	37.70%		38	121	5	0	0
Against	271	62.30%		62	202	7	0	0
Total Votes Cast	435	100.00%		100	323	12	0	0
Overvotes	0			0	0	0	0	0
Undervotes	22			6	16	0	0	0
Contest Totals	457			106	339	12	0	0

## PCT 019

### U. S. Representative District 3

Vote For 1

	TOTAL	VOTE %		Election Day	Early Voting	Ballot By Mail	Provisional Ballots	Limited Ballots
REP Keith Self	544	53.54%	<div style="width: 53.54%;"><div style="width: 53.54%;"></div></div>	115	404	25	0	0
DEM Sandeep Srivastava	443	43.60%	<div style="width: 43.60%;"><div style="width: 43.60%;"></div></div>	68	345	26	4	0
LIB Christopher Claytor	29	2.85%	<div style="width: 2.85%;"><div style="width: 2.85%;"></div></div>	7	21	1	0	0
Total Votes Cast	1,016	100.00%	<div style="width: 100.00%;"><div style="width: 100.00%;"></div></div>	190	770	52	4	0
Overvotes	0			0	0	0	0	0
Undervotes	22			5	17	0	0	0
Contest Totals	1,038			195	787	52	4	0

### Governor

Vote For 1

	TOTAL	VOTE %		Election Day	Early Voting	Ballot By Mail	Provisional Ballots	Limited Ballots
REP Greg Abbott	543	52.62%	<div style="width: 52.62%;"><div style="width: 52.62%;"></div></div>	112	407	24	0	0
DEM Beto O'Rourke	471	45.64%	<div style="width: 45.64%;"><div style="width: 45.64%;"></div></div>	72	368	27	4	0
LIB Mark Tippetts	16	1.55%	<div style="width: 1.55%;"><div style="width: 1.55%;"></div></div>	8	7	1	0	0
GRN Delilah Barrios	2	0.19%	<div style="width: 0.19%;"><div style="width: 0.19%;"></div></div>	1	1	0	0	0
Write-In Totals	0	0.00%	<div style="width: 0.00%;"><div style="width: 0.00%;"></div></div>	0	0	0	0	0
Total Votes Cast	1,032	100.00%	<div style="width: 100.00%;"><div style="width: 100.00%;"></div></div>	193	783	52	4	0
Overvotes	0			0	0	0	0	0
Undervotes	6			2	4	0	0	0
Contest Totals	1,038			195	787	52	4	0

### Lieutenant Governor

Vote For 1

	TOTAL	VOTE %		Election Day	Early Voting	Ballot By Mail	Provisional Ballots	Limited Ballots
REP Dan Patrick	524	51.27%	<div style="width: 51.27%;"><div style="width: 51.27%;"></div></div>	106	394	24	0	0
DEM Mike Collier	473	46.28%	<div style="width: 46.28%;"><div style="width: 46.28%;"></div></div>	75	367	27	4	0
LIB Shanna Steele	25	2.45%	<div style="width: 2.45%;"><div style="width: 2.45%;"></div></div>	8	16	1	0	0
Total Votes Cast	1,022	100.00%	<div style="width: 100.00%;"><div style="width: 100.00%;"></div></div>	189	777	52	4	0
Overvotes	0			0	0	0	0	0
Undervotes	16			6	10	0	0	0
Contest Totals	1,038			195	787	52	4	0

### Attorney General

Vote For 1

	TOTAL	VOTE %		Election Day	Early Voting	Ballot By Mail	Provisional Ballots	Limited Ballots
REP Ken Paxton	510	50.35%	<div style="width: 50.35%;"><div style="width: 50.35%;"></div></div>	103	387	20	0	0
DEM Rochelle Mercedes Garza	455	44.92%	<div style="width: 44.92%;"><div style="width: 44.92%;"></div></div>	73	353	25	4	0
LIB Mark Ash	48	4.74%	<div style="width: 4.74%;"><div style="width: 4.74%;"></div></div>	12	31	5	0	0
Total Votes Cast	1,013	100.00%	<div style="width: 100.00%;"><div style="width: 100.00%;"></div></div>	188	771	50	4	0
Overvotes	0			0	0	0	0	0
Undervotes	25			7	16	2	0	0
Contest Totals	1,038			195	787	52	4	0

## PCT 019

### Comptroller of Public Accounts

Vote For 1

	TOTAL	VOTE %		Election Day	Early Voting	Ballot By Mail	Provisional Ballots	Limited Ballots
REP Glenn Hegar	561	55.49%		113	421	27	0	0
DEM Janet T. Dudding	429	42.43%		66	334	25	4	0
LIB V. Alonzo Echevarria-Garza	21	2.08%		6	15	0	0	0
Total Votes Cast	1,011	100.00%		185	770	52	4	0
Overvotes	0			0	0	0	0	0
Undervotes	27			10	17	0	0	0
Contest Totals	1,038			195	787	52	4	0

### Commissioner of the General Land Office

Vote For 1

	TOTAL	VOTE %		Election Day	Early Voting	Ballot By Mail	Provisional Ballots	Limited Ballots
REP Dawn Buckingham	551	54.77%		113	413	25	0	0
DEM Jay Kleberg	440	43.74%		70	340	26	4	0
GRN Alfred Molison, Jr	15	1.49%		3	11	1	0	0
Write-In Totals	0	0.00%		0	0	0	0	0
Total Votes Cast	1,006	100.00%		186	764	52	4	0
Overvotes	0			0	0	0	0	0
Undervotes	32			9	23	0	0	0
Contest Totals	1,038			195	787	52	4	0

### Commissioner of Agriculture

Vote For 1

	TOTAL	VOTE %		Election Day	Early Voting	Ballot By Mail	Provisional Ballots	Limited Ballots
REP Sid Miller	547	54.32%		112	410	25	0	0
DEM Susan Hays	460	45.68%		70	359	27	4	0
Total Votes Cast	1,007	100.00%		182	769	52	4	0
Overvotes	0			0	0	0	0	0
Undervotes	31			13	18	0	0	0
Contest Totals	1,038			195	787	52	4	0

### Railroad Commissioner

Vote For 1

	TOTAL	VOTE %		Election Day	Early Voting	Ballot By Mail	Provisional Ballots	Limited Ballots
REP Wayne Christian	544	54.08%		113	406	25	0	0
DEM Luke Warford	422	41.95%		63	332	23	4	0
LIB Jaime Andres Diez	24	2.39%		5	18	1	0	0
GRN Hunter Wayne Crow	16	1.59%		5	10	1	0	0
Total Votes Cast	1,006	100.00%		186	766	50	4	0
Overvotes	0			0	0	0	0	0
Undervotes	32			9	21	2	0	0
Contest Totals	1,038			195	787	52	4	0

## PCT 019

### Justice, Supreme Court, Place 3

Vote For 1

	TOTAL	VOTE %	Election Day	Early Voting	Ballot By Mail	Provisional Ballots	Limited Ballots
REP Debra Lehrmann	548	54.53%	112	408	28	0	0
DEM Erin A. Nowell	433	43.08%	70	335	24	4	0
LIB Thomas Edward Oxford	24	2.39%	7	17	0	0	0
Total Votes Cast	1,005	100.00%	189	760	52	4	0
Overvotes	0		0	0	0	0	0
Undervotes	33		6	27	0	0	0
Contest Totals	1,038		195	787	52	4	0

### Justice, Supreme Court, Place 5

Vote For 1

	TOTAL	VOTE %	Election Day	Early Voting	Ballot By Mail	Provisional Ballots	Limited Ballots
REP Rebeca Huddle	561	56.27%	114	421	26	0	0
DEM Amanda Reichel	436	43.73%	74	335	23	4	0
Total Votes Cast	997	100.00%	188	756	49	4	0
Overvotes	0		0	0	0	0	0
Undervotes	41		7	31	3	0	0
Contest Totals	1,038		195	787	52	4	0

### Justice, Supreme Court, Place 9

Vote For 1

	TOTAL	VOTE %	Election Day	Early Voting	Ballot By Mail	Provisional Ballots	Limited Ballots
REP Evan Young	555	55.39%	114	415	26	0	0
DEM Julia Maldonado	447	44.61%	74	344	25	4	0
Total Votes Cast	1,002	100.00%	188	759	51	4	0
Overvotes	0		0	0	0	0	0
Undervotes	36		7	28	1	0	0
Contest Totals	1,038		195	787	52	4	0

### Judge, Court of Criminal Appeals, Place 5

Vote For 1




	TOTAL	VOTE %	Election Day	Early Voting	Ballot By Mail	Provisional Ballots	Limited Ballots
REP Scott Walker	543	54.41%	114	404	25	0	0
DEM Dana Huffman	455	45.59%	73	352	26	4	0
Total Votes Cast	998	100.00%	187	756	51	4	0
Overvotes	0		0	0	0	0	0
Undervotes	40		8	31	1	0	0
Contest Totals	1,038		195	787	52	4	0



**PCT 019**






**Judge, Court of Criminal Appeals, Place 6**

Vote For 1

	TOTAL	VOTE %		Election Day	Early Voting	Ballot By Mail	Provisional Ballots	Limited Ballots
REP Jesse F. McClure, III	549	55.23%		115	409	25	0	0
DEM Robert Johnson	445	44.77%		70	346	25	4	0
Total Votes Cast	994	100.00%		185	755	50	4	0
Overvotes	0			0	0	0	0	0
Undervotes	44			10	32	2	0	0
Contest Totals	1,038			195	787	52	4	0





**Member, State Board of Education, District 12 CCD**

Vote For 1

	TOTAL	VOTE %		Election Day	Early Voting	Ballot By Mail	Provisional Ballots	Limited Ballots
REP Pam Little	540	54.27%		114	401	25	0	0
DEM Alex Cornwallis	430	43.22%		68	334	24	4	0
LIB Christy Mowrey	25	2.51%		4	19	2	0	0
Write-In Totals	0	0.00%		0	0	0	0	0
Total Votes Cast	995	100.00%		186	754	51	4	0
Overvotes	0			0	0	0	0	0
Undervotes	43			9	33	1	0	0
Contest Totals	1,038			195	787	52	4	0




**State Senator, District 8**

Vote For 1

	TOTAL	VOTE %		Election Day	Early Voting	Ballot By Mail	Provisional Ballots	Limited Ballots
REP Angela Paxton	502	50.50%		99	381	22	0	0
DEM Jonathan Cocks	451	45.37%		73	347	27	4	0
LIB Edward Kless	41	4.12%		13	28	0	0	0
Total Votes Cast	994	100.00%		185	756	49	4	0
Overvotes	0			0	0	0	0	0
Undervotes	44			10	31	3	0	0
Contest Totals	1,038			195	787	52	4	0

**State Representative, District 70**

Vote For 1

	TOTAL	VOTE %		Election Day	Early Voting	Ballot By Mail	Provisional Ballots	Limited Ballots
REP Jamee Jolly	558	55.97%		116	417	25	0	0
DEM Mihaela Elizabeth Plesa	439	44.03%		68	341	26	4	0
Total Votes Cast	997	100.00%		184	758	51	4	0
Overvotes	0			0	0	0	0	0
Undervotes	41			11	29	1	0	0
Contest Totals	1,038			195	787	52	4	0

**PCT 019**

**Justice, 5th Court of Appeals District, Place 4**

Vote For 1

	TOTAL	VOTE %	Election Day	Early Voting	Ballot By Mail	Provisional Ballots	Limited Ballots
REP Emily A. Miskel	547	55.20%	117	407	23	0	0
DEM Maricela Moore	444	44.80%	68	346	26	4	0
Total Votes Cast	991	100.00%	185	753	49	4	0
Overvotes	0		0	0	0	0	0
Undervotes	47		10	34	3	0	0
Contest Totals	1,038		195	787	52	4	0

**Justice, 5th Court of Appeals District, Place 7**

Vote For 1

	TOTAL	VOTE %	Election Day	Early Voting	Ballot By Mail	Provisional Ballots	Limited Ballots
REP Kristina Williams	535	54.10%	110	402	23	0	0
DEM Nancy Kennedy	454	45.90%	73	351	26	4	0
Total Votes Cast	989	100.00%	183	753	49	4	0
Overvotes	0		0	0	0	0	0
Undervotes	49		12	34	3	0	0
Contest Totals	1,038		195	787	52	4	0

**County Judge CCD**

Vote For 1

	TOTAL	VOTE %	Election Day	Early Voting	Ballot By Mail	Provisional Ballots	Limited Ballots
REP Chris Hill	549	54.90%	117	410	22	0	0
DEM Joshua Murray	451	45.10%	69	350	28	4	0
Total Votes Cast	1,000	100.00%	186	760	50	4	0
Overvotes	0		0	0	0	0	0
Undervotes	38		9	27	2	0	0
Contest Totals	1,038		195	787	52	4	0

**District Clerk CCD**

Vote For 1

	TOTAL	VOTE %	Election Day	Early Voting	Ballot By Mail	Provisional Ballots	Limited Ballots
REP Mike Gould	551	55.27%	112	414	24	1	0
DEM David Brignac	446	44.73%	72	345	26	3	0
Total Votes Cast	997	100.00%	184	759	50	4	0
Overvotes	0		0	0	0	0	0
Undervotes	41		11	28	2	0	0
Contest Totals	1,038		195	787	52	4	0

## PCT 019

### County Commissioner, Precinct 4

Vote For 1

	TOTAL	VOTE %		Election Day	Early Voting	Ballot By Mail	Provisional Ballots	Limited Ballots
REP Duncan Webb	552	55.93%		118	407	27	0	0
DEM Jeffrey Williams	435	44.07%		66	344	22	3	0
Total Votes Cast	987	100.00%		184	751	49	3	0
Overvotes	0			0	0	0	0	0
Undervotes	51			11	36	3	1	0
Contest Totals	1,038			195	787	52	4	0

### Justice of the Peace, Precinct 3

Vote For 1

	TOTAL	VOTE %		Election Day	Early Voting	Ballot By Mail	Provisional Ballots	Limited Ballots
REP Mike Missildine	544	55.28%		112	409	23	0	0
DEM Irvin Lynn Barrett	440	44.72%		71	339	27	3	0
Total Votes Cast	984	100.00%		183	748	50	3	0
Overvotes	0			0	0	0	0	0
Undervotes	54			12	39	2	1	0
Contest Totals	1,038			195	787	52	4	0

### Plano ISD - Proposition A

Vote For 1

	TOTAL	VOTE %		Election Day	Early Voting	Ballot By Mail	Provisional Ballots	Limited Ballots
For	522	53.76%		79	416	24	3	0
Against	449	46.24%		98	327	23	1	0
Total Votes Cast	971	100.00%		177	743	47	4	0
Overvotes	0			0	0	0	0	0
Undervotes	67			18	44	5	0	0
Contest Totals	1,038			195	787	52	4	0

### Plano ISD - Proposition B

Vote For 1

	TOTAL	VOTE %		Election Day	Early Voting	Ballot By Mail	Provisional Ballots	Limited Ballots
For	540	55.27%		77	435	26	2	0
Against	437	44.73%		100	314	21	2	0
Total Votes Cast	977	100.00%		177	749	47	4	0
Overvotes	0			0	0	0	0	0
Undervotes	61			18	38	5	0	0
Contest Totals	1,038			195	787	52	4	0

## PCT 019

### Plano ISD - Proposition C

Vote For 1

	TOTAL	VOTE %		Election Day	Early Voting	Ballot By Mail	Provisional Ballots	Limited Ballots
For	546	56.06%		84	434	26	2	0
Against	428	43.94%		92	313	21	2	0
Total Votes Cast	974	100.00%		176	747	47	4	0
Overvotes	0			0	0	0	0	0
Undervotes	64			19	40	5	0	0
Contest Totals	1,038			195	787	52	4	0

### Plano ISD - Proposition D

Vote For 1

	TOTAL	VOTE %		Election Day	Early Voting	Ballot By Mail	Provisional Ballots	Limited Ballots
For	467	47.90%		72	373	20	2	0
Against	508	52.10%		105	375	26	2	0
Total Votes Cast	975	100.00%		177	748	46	4	0
Overvotes	0			0	0	0	0	0
Undervotes	63			18	39	6	0	0
Contest Totals	1,038			195	787	52	4	0

### Plano ISD - Proposition E

Vote For 1

	TOTAL	VOTE %		Election Day	Early Voting	Ballot By Mail	Provisional Ballots	Limited Ballots
For	441	45.37%		66	355	18	2	0
Against	531	54.63%		110	391	28	2	0
Total Votes Cast	972	100.00%		176	746	46	4	0
Overvotes	0			0	0	0	0	0
Undervotes	66			19	41	6	0	0
Contest Totals	1,038			195	787	52	4	0

## PCT 020

### U. S. Representative District 3

Vote For 1

	TOTAL	VOTE %	Election Day	Early Voting	Ballot By Mail	Provisional Ballots	Limited Ballots
REP Keith Self	508	79.13%	219	286	3	0	0
DEM Sandeep Srivastava	123	19.16%	32	82	7	2	0
LIB Christopher Claytor	11	1.71%	6	4	0	1	0
Total Votes Cast	642	100.00%	257	372	10	3	0
Overvotes	0		0	0	0	0	0
Undervotes	13		5	7	1	0	0
Contest Totals	655		262	379	11	3	0

### Governor

Vote For 1

	TOTAL	VOTE %	Election Day	Early Voting	Ballot By Mail	Provisional Ballots	Limited Ballots
REP Greg Abbott	509	77.71%	220	286	3	0	0
DEM Beto O'Rourke	142	21.68%	39	92	8	3	0
LIB Mark Tippetts	3	0.46%	3	0	0	0	0
GRN Delilah Barrios	1	0.15%	0	1	0	0	0
Write-In Totals	0	0.00%	0	0	0	0	0
Total Votes Cast	655	100.00%	262	379	11	3	0
Overvotes	0		0	0	0	0	0
Undervotes	0		0	0	0	0	0
Contest Totals	655		262	379	11	3	0

### Lieutenant Governor

Vote For 1

	TOTAL	VOTE %	Election Day	Early Voting	Ballot By Mail	Provisional Ballots	Limited Ballots
REP Dan Patrick	492	76.16%	210	279	3	0	0
DEM Mike Collier	141	21.83%	40	90	8	3	0
LIB Shanna Steele	13	2.01%	8	5	0	0	0
Total Votes Cast	646	100.00%	258	374	11	3	0
Overvotes	0		0	0	0	0	0
Undervotes	9		4	5	0	0	0
Contest Totals	655		262	379	11	3	0

### Attorney General

Vote For 1

	TOTAL	VOTE %	Election Day	Early Voting	Ballot By Mail	Provisional Ballots	Limited Ballots
REP Ken Paxton	484	74.92%	204	277	3	0	0
DEM Rochelle Mercedes Garza	140	21.67%	41	88	8	3	0
LIB Mark Ash	22	3.41%	12	10	0	0	0
Total Votes Cast	646	100.00%	257	375	11	3	0
Overvotes	0		0	0	0	0	0
Undervotes	9		5	4	0	0	0
Contest Totals	655		262	379	11	3	0

**PCT 020**

**Comptroller of Public Accounts**

Vote For 1

	TOTAL	VOTE %	Election Day	Early Voting	Ballot By Mail	Provisional Ballots	Limited Ballots
REP Glenn Hegar	507	79.10%	217	286	3	1	0
DEM Janet T. Dudding	125	19.50%	33	82	8	2	0
LIB V. Alonzo Echevarria-Garza	9	1.40%	5	4	0	0	0
Total Votes Cast	641	100.00%	255	372	11	3	0
Overvotes	0		0	0	0	0	0
Undervotes	14		7	7	0	0	0
Contest Totals	655		262	379	11	3	0

**Commissioner of the General Land Office**

Vote For 1

	TOTAL	VOTE %	Election Day	Early Voting	Ballot By Mail	Provisional Ballots	Limited Ballots
REP Dawn Buckingham	503	78.47%	215	285	3	0	0
DEM Jay Kleberg	130	20.28%	35	84	8	3	0
GRN Alfred Molison, Jr	8	1.25%	3	5	0	0	0
Write-In Totals	0	0.00%	0	0	0	0	0
Total Votes Cast	641	100.00%	253	374	11	3	0
Overvotes	0		0	0	0	0	0
Undervotes	14		9	5	0	0	0
Contest Totals	655		262	379	11	3	0

**Commissioner of Agriculture**

Vote For 1

	TOTAL	VOTE %	Election Day	Early Voting	Ballot By Mail	Provisional Ballots	Limited Ballots
REP Sid Miller	509	79.53%	221	285	3	0	0
DEM Susan Hays	131	20.47%	34	86	8	3	0
Total Votes Cast	640	100.00%	255	371	11	3	0
Overvotes	0		0	0	0	0	0
Undervotes	15		7	8	0	0	0
Contest Totals	655		262	379	11	3	0

**Railroad Commissioner**

Vote For 1

	TOTAL	VOTE %	Election Day	Early Voting	Ballot By Mail	Provisional Ballots	Limited Ballots
REP Wayne Christian	496	77.50%	212	282	2	0	0
DEM Luke Warford	120	18.75%	33	76	8	3	0
LIB Jaime Andres Diez	13	2.03%	7	5	1	0	0
GRN Hunter Wayne Crow	11	1.72%	3	8	0	0	0
Total Votes Cast	640	100.00%	255	371	11	3	0
Overvotes	0		0	0	0	0	0
Undervotes	15		7	8	0	0	0
Contest Totals	655		262	379	11	3	0

**PCT 020**

**Justice, Supreme Court, Place 3**

Vote For 1

	TOTAL	VOTE %		Election Day	Early Voting	Ballot By Mail	Provisional Ballots	Limited Ballots
REP Debra Lehrmann	501	78.65%		210	287	3	1	0
DEM Erin A. Nowell	122	19.15%		36	76	8	2	0
LIB Thomas Edward Oxford	14	2.20%		8	6	0	0	0
Total Votes Cast	637	100.00%		254	369	11	3	0
Overvotes	0			0	0	0	0	0
Undervotes	18			8	10	0	0	0
Contest Totals	655			262	379	11	3	0

**Justice, Supreme Court, Place 5**

Vote For 1

	TOTAL	VOTE %		Election Day	Early Voting	Ballot By Mail	Provisional Ballots	Limited Ballots
REP Rebeca Huddle	507	80.09%		218	285	3	1	0
DEM Amanda Reichel	126	19.91%		33	83	8	2	0
Total Votes Cast	633	100.00%		251	368	11	3	0
Overvotes	0			0	0	0	0	0
Undervotes	22			11	11	0	0	0
Contest Totals	655			262	379	11	3	0

**Justice, Supreme Court, Place 9**

Vote For 1

	TOTAL	VOTE %		Election Day	Early Voting	Ballot By Mail	Provisional Ballots	Limited Ballots
REP Evan Young	510	80.06%		220	286	3	1	0
DEM Julia Maldonado	127	19.94%		34	83	8	2	0
Total Votes Cast	637	100.00%		254	369	11	3	0
Overvotes	0			0	0	0	0	0
Undervotes	18			8	10	0	0	0
Contest Totals	655			262	379	11	3	0

**Judge, Court of Criminal Appeals, Place 5**

Vote For 1

	TOTAL	VOTE %		Election Day	Early Voting	Ballot By Mail	Provisional Ballots	Limited Ballots
REP Scott Walker	508	80.25%		220	284	3	1	0
DEM Dana Huffman	125	19.75%		32	83	8	2	0
Total Votes Cast	633	100.00%		252	367	11	3	0
Overvotes	0			0	0	0	0	0
Undervotes	22			10	12	0	0	0
Contest Totals	655			262	379	11	3	0

**PCT 020**

**Judge, Court of Criminal Appeals, Place 6**

Vote For 1

	TOTAL	VOTE %	Election Day	Early Voting	Ballot By Mail	Provisional Ballots	Limited Ballots
REP Jesse F. McClure, III	507	80.22%	219	284	3	1	0
DEM Robert Johnson	125	19.78%	33	82	8	2	0
Total Votes Cast	632	100.00%	252	366	11	3	0
Overvotes	0		0	0	0	0	0
Undervotes	23		10	13	0	0	0
Contest Totals	655		262	379	11	3	0

**Member, State Board of Education, District 12 CCD**

Vote For 1

	TOTAL	VOTE %	Election Day	Early Voting	Ballot By Mail	Provisional Ballots	Limited Ballots
REP Pam Little	491	77.08%	205	283	2	1	0
DEM Alex Cornwallis	124	19.47%	36	78	8	2	0
LIB Christy Mowrey	22	3.45%	14	7	1	0	0
Write-In Totals	0	0.00%	0	0	0	0	0
Total Votes Cast	637	100.00%	255	368	11	3	0
Overvotes	0		0	0	0	0	0
Undervotes	18		7	11	0	0	0
Contest Totals	655		262	379	11	3	0

**State Senator, District 8**

Vote For 1

	TOTAL	VOTE %	Election Day	Early Voting	Ballot By Mail	Provisional Ballots	Limited Ballots
REP Angela Paxton	490	76.68%	206	281	3	0	0
DEM Jonathan Cocks	130	20.34%	37	82	8	3	0
LIB Edward Kless	19	2.97%	12	7	0	0	0
Total Votes Cast	639	100.00%	255	370	11	3	0
Overvotes	0		0	0	0	0	0
Undervotes	16		7	9	0	0	0
Contest Totals	655		262	379	11	3	0

**State Representative, District 61**

Vote For 1

	TOTAL	VOTE %	Election Day	Early Voting	Ballot By Mail	Provisional Ballots	Limited Ballots
REP Frederick Frazier	502	79.30%	217	282	3	0	0
DEM Sheena King	131	20.70%	35	85	8	3	0
Total Votes Cast	633	100.00%	252	367	11	3	0
Overvotes	0		0	0	0	0	0
Undervotes	22		10	12	0	0	0
Contest Totals	655		262	379	11	3	0



## PCT 020

### Justice, 5th Court of Appeals District, Place 4

Vote For 1

	TOTAL	VOTE %	Election Day	Early Voting	Ballot By Mail	Provisional Ballots	Limited Ballots
REP Emily A. Miskel	501	79.78%	214	283	3	1	0
DEM Maricela Moore	127	20.22%	35	82	8	2	0
Total Votes Cast	628	100.00%	249	365	11	3	0
Overvotes	0		0	0	0	0	0
Undervotes	27		13	14	0	0	0
Contest Totals	655		262	379	11	3	0

### Justice, 5th Court of Appeals District, Place 7

Vote For 1

	TOTAL	VOTE %	Election Day	Early Voting	Ballot By Mail	Provisional Ballots	Limited Ballots
REP Kristina Williams	501	80.03%	212	285	3	1	0
DEM Nancy Kennedy	125	19.97%	34	81	8	2	0
Total Votes Cast	626	100.00%	246	366	11	3	0
Overvotes	0		0	0	0	0	0
Undervotes	29		16	13	0	0	0
Contest Totals	655		262	379	11	3	0

### County Judge CCD

Vote For 1

	TOTAL	VOTE %	Election Day	Early Voting	Ballot By Mail	Provisional Ballots	Limited Ballots
REP Chris Hill	505	79.40%	218	284	3	0	0
DEM Joshua Murray	131	20.60%	33	87	8	3	0
Total Votes Cast	636	100.00%	251	371	11	3	0
Overvotes	0		0	0	0	0	0
Undervotes	19		11	8	0	0	0
Contest Totals	655		262	379	11	3	0

### District Clerk CCD

Vote For 1

	TOTAL	VOTE %	Election Day	Early Voting	Ballot By Mail	Provisional Ballots	Limited Ballots
REP Mike Gould	501	79.15%	215	282	3	1	0
DEM David Brignac	132	20.85%	35	87	8	2	0
Total Votes Cast	633	100.00%	250	369	11	3	0
Overvotes	0		0	0	0	0	0
Undervotes	22		12	10	0	0	0
Contest Totals	655		262	379	11	3	0

**PCT 020**

**McKinney, City of - Local Option Election**

Vote For 1

	TOTAL	VOTE %		Election Day	Early Voting	Ballot By Mail	Provisional Ballots	Limited Ballots
For	40	78.43%		13	25	0	2	0
Against	11	21.57%		1	10	0	0	0
Total Votes Cast	51	100.00%		14	35	0	2	0
Overvotes	0			0	0	0	0	0
Undervotes	1			0	1	0	0	0
Contest Totals	52			14	36	0	2	0

**Weston, City of - Alderman/City Council**

Vote For 3

	TOTAL	VOTE %		Election Day	Early Voting	Ballot By Mail	Provisional Ballots	Limited Ballots
Heather Richardson	105	22.34%		52	53	0	0	0
Daniel Antwiler	33	7.02%		23	10	0	0	0
Mary Smith	75	15.96%		51	22	2	0	0
Crissy Hinojosa	76	16.17%		51	23	2	0	0
Jeff Metzger	94	20.00%		44	50	0	0	0
Mike Hill	87	18.51%		41	46	0	0	0
Total Votes Cast	470	100.00%		262	204	4	0	0
Overvotes	0			0	0	0	0	0
Undervotes	115			59	54	2	0	0
Contest Totals	585			321	258	6	0	0

**Anna ISD - Proposition A**

Vote For 1

	TOTAL	VOTE %		Election Day	Early Voting	Ballot By Mail	Provisional Ballots	Limited Ballots
For	15	75.00%		4	11	0	0	0
Against	5	25.00%		0	5	0	0	0
Total Votes Cast	20	100.00%		4	16	0	0	0
Overvotes	0			0	0	0	0	0
Undervotes	0			0	0	0	0	0
Contest Totals	20			4	16	0	0	0

**Anna ISD - Proposition B**

Vote For 1

	TOTAL	VOTE %		Election Day	Early Voting	Ballot By Mail	Provisional Ballots	Limited Ballots
For	12	60.00%		3	9	0	0	0
Against	8	40.00%		1	7	0	0	0
Total Votes Cast	20	100.00%		4	16	0	0	0
Overvotes	0			0	0	0	0	0
Undervotes	0			0	0	0	0	0
Contest Totals	20			4	16	0	0	0

## PCT 021

### U. S. Representative, District 4

Vote For 1

	TOTAL	VOTE %		Election Day	Early Voting	Ballot By Mail	Provisional Ballots	Limited Ballots
REP Pat Fallon	1,231	49.62%	<div style="width: 49.62%;"><div style="width: 49.62%;"></div></div>	274	899	58	0	0
DEM Iro Omere	1,166	47.00%	<div style="width: 47.00%;"><div style="width: 47.00%;"></div></div>	243	866	55	2	0
LIB John Simmons	84	3.39%	<div style="width: 3.39%;"><div style="width: 3.39%;"></div></div>	36	48	0	0	0
Total Votes Cast	2,481	100.00%	<div style="width: 100.00%;"><div style="width: 100.00%;"></div></div>	553	1,813	113	2	0
Overvotes	0			0	0	0	0	0
Undervotes	56			15	38	3	0	0
Contest Totals	2,537			568	1,851	116	2	0

### Governor

Vote For 1

	TOTAL	VOTE %		Election Day	Early Voting	Ballot By Mail	Provisional Ballots	Limited Ballots
REP Greg Abbott	1,214	48.04%	<div style="width: 48.04%;"><div style="width: 48.04%;"></div></div>	267	888	59	0	0
DEM Beto O'Rourke	1,269	50.22%	<div style="width: 50.22%;"><div style="width: 50.22%;"></div></div>	280	931	56	2	0
LIB Mark Tippetts	37	1.46%	<div style="width: 1.46%;"><div style="width: 1.46%;"></div></div>	14	22	1	0	0
GRN Delilah Barrios	4	0.16%	<div style="width: 0.16%;"><div style="width: 0.16%;"></div></div>	2	2	0	0	0
Write-In Totals	3	0.12%	<div style="width: 0.12%;"><div style="width: 0.12%;"></div></div>	2	1	0	0	0
Total Votes Cast	2,527	100.00%	<div style="width: 100.00%;"><div style="width: 100.00%;"></div></div>	565	1,844	116	2	0
Overvotes	0			0	0	0	0	0
Undervotes	10			3	7	0	0	0
Contest Totals	2,537			568	1,851	116	2	0

### Lieutenant Governor

Vote For 1

	TOTAL	VOTE %		Election Day	Early Voting	Ballot By Mail	Provisional Ballots	Limited Ballots
REP Dan Patrick	1,155	46.07%	<div style="width: 46.07%;"><div style="width: 46.07%;"></div></div>	253	847	55	0	0
DEM Mike Collier	1,280	51.06%	<div style="width: 51.06%;"><div style="width: 51.06%;"></div></div>	271	948	59	2	0
LIB Shanna Steele	72	2.87%	<div style="width: 2.87%;"><div style="width: 2.87%;"></div></div>	33	38	1	0	0
Total Votes Cast	2,507	100.00%	<div style="width: 100.00%;"><div style="width: 100.00%;"></div></div>	557	1,833	115	2	0
Overvotes	0			0	0	0	0	0
Undervotes	30			11	18	1	0	0
Contest Totals	2,537			568	1,851	116	2	0

### Attorney General

Vote For 1

	TOTAL	VOTE %		Election Day	Early Voting	Ballot By Mail	Provisional Ballots	Limited Ballots
REP Ken Paxton	1,136	45.60%	<div style="width: 45.60%;"><div style="width: 45.60%;"></div></div>	249	837	50	0	0
DEM Rochelle Mercedes Garza	1,256	50.42%	<div style="width: 50.42%;"><div style="width: 50.42%;"></div></div>	269	927	58	2	0
LIB Mark Ash	99	3.97%	<div style="width: 3.97%;"><div style="width: 3.97%;"></div></div>	35	61	3	0	0
Total Votes Cast	2,491	100.00%	<div style="width: 100.00%;"><div style="width: 100.00%;"></div></div>	553	1,825	111	2	0
Overvotes	0			0	0	0	0	0
Undervotes	46			15	26	5	0	0
Contest Totals	2,537			568	1,851	116	2	0

**PCT 021**

**Comptroller of Public Accounts**

Vote For 1

	TOTAL	VOTE %	Election Day	Early Voting	Ballot By Mail	Provisional Ballots	Limited Ballots
REP Glenn Hegar	1,268	51.23%	277	931	60	0	0
DEM Janet T. Dudding	1,154	46.63%	243	856	53	2	0
LIB V. Alonzo Echevarria-Garza	53	2.14%	26	27	0	0	0
Total Votes Cast	2,475	100.00%	546	1,814	113	2	0
Overvotes	0		0	0	0	0	0
Undervotes	62		22	37	3	0	0
Contest Totals	2,537		568	1,851	116	2	0

**Commissioner of the General Land Office**

Vote For 1

	TOTAL	VOTE %	Election Day	Early Voting	Ballot By Mail	Provisional Ballots	Limited Ballots
REP Dawn Buckingham	1,264	51.03%	285	917	62	0	0
DEM Jay Kleberg	1,187	47.92%	245	886	54	2	0
GRN Alfred Molison, Jr	25	1.01%	15	10	0	0	0
Write-In Totals	1	0.04%	1	0	0	0	0
Total Votes Cast	2,477	100.00%	546	1,813	116	2	0
Overvotes	0		0	0	0	0	0
Undervotes	60		22	38	0	0	0
Contest Totals	2,537		568	1,851	116	2	0

**Commissioner of Agriculture**

Vote For 1

	TOTAL	VOTE %	Election Day	Early Voting	Ballot By Mail	Provisional Ballots	Limited Ballots
REP Sid Miller	1,237	50.14%	275	906	56	0	0
DEM Susan Hays	1,230	49.86%	263	906	59	2	0
Total Votes Cast	2,467	100.00%	538	1,812	115	2	0
Overvotes	0		0	0	0	0	0
Undervotes	70		30	39	1	0	0
Contest Totals	2,537		568	1,851	116	2	0

**Railroad Commissioner**

Vote For 1

	TOTAL	VOTE %	Election Day	Early Voting	Ballot By Mail	Provisional Ballots	Limited Ballots
REP Wayne Christian	1,201	48.60%	261	883	57	0	0
DEM Luke Warford	1,165	47.15%	239	871	53	2	0
LIB Jaime Andres Diez	88	3.56%	37	48	3	0	0
GRN Hunter Wayne Crow	17	0.69%	8	9	0	0	0
Total Votes Cast	2,471	100.00%	545	1,811	113	2	0
Overvotes	0		0	0	0	0	0
Undervotes	66		23	40	3	0	0
Contest Totals	2,537		568	1,851	116	2	0

**PCT 021**

**Justice, Supreme Court, Place 3**

Vote For 1

	TOTAL	VOTE %		Election Day	Early Voting	Ballot By Mail	Provisional Ballots	Limited Ballots
REP Debra Lehrmann	1,246	50.61%		274	911	61	0	0
DEM Erin A. Nowell	1,157	46.99%		242	861	52	2	0
LIB Thomas Edward Oxford	59	2.40%		32	27	0	0	0
Total Votes Cast	2,462	100.00%		548	1,799	113	2	0
Overvotes	1			0	0	1	0	0
Undervotes	74			20	52	2	0	0
Contest Totals	2,537			568	1,851	116	2	0

**Justice, Supreme Court, Place 5**

Vote For 1

	TOTAL	VOTE %		Election Day	Early Voting	Ballot By Mail	Provisional Ballots	Limited Ballots
REP Rebeca Huddle	1,274	51.94%		291	925	58	0	0
DEM Amanda Reichel	1,179	48.06%		249	875	53	2	0
Total Votes Cast	2,453	100.00%		540	1,800	111	2	0
Overvotes	1			0	0	1	0	0
Undervotes	83			28	51	4	0	0
Contest Totals	2,537			568	1,851	116	2	0

**Justice, Supreme Court, Place 9**

Vote For 1

	TOTAL	VOTE %		Election Day	Early Voting	Ballot By Mail	Provisional Ballots	Limited Ballots
REP Evan Young	1,256	51.39%		281	916	59	0	0
DEM Julia Maldonado	1,188	48.61%		257	876	53	2	0
Total Votes Cast	2,444	100.00%		538	1,792	112	2	0
Overvotes	0			0	0	0	0	0
Undervotes	93			30	59	4	0	0
Contest Totals	2,537			568	1,851	116	2	0

**Judge, Court of Criminal Appeals, Place 5**




Vote For 1

	TOTAL	VOTE %		Election Day	Early Voting	Ballot By Mail	Provisional Ballots	Limited Ballots
REP Scott Walker	1,247	51.09%		281	908	58	0	0
DEM Dana Huffman	1,194	48.91%		257	884	51	2	0
Total Votes Cast	2,441	100.00%		538	1,792	109	2	0
Overvotes	0			0	0	0	0	0
Undervotes	96			30	59	7	0	0
Contest Totals	2,537			568	1,851	116	2	0

**PCT 021**






**Judge, Court of Criminal Appeals, Place 6**

Vote For 1

	TOTAL	VOTE %		Election Day	Early Voting	Ballot By Mail	Provisional Ballots	Limited Ballots
REP Jesse F. McClure, III	1,244	51.17%		278	908	58	0	0
DEM Robert Johnson	1,187	48.83%		259	876	50	2	0
Total Votes Cast	2,431	100.00%		537	1,784	108	2	0
Overvotes	0			0	0	0	0	0
Undervotes	106			31	67	8	0	0
Contest Totals	2,537			568	1,851	116	2	0





**Member, State Board of Education, District 12 CCD**

Vote For 1

	TOTAL	VOTE %		Election Day	Early Voting	Ballot By Mail	Provisional Ballots	Limited Ballots
REP Pam Little	1,216	49.65%		268	890	58	0	0
DEM Alex Cornwallis	1,147	46.84%		237	858	50	2	0
LIB Christy Mowrey	86	3.51%		34	50	2	0	0
Write-In Totals	0	0.00%		0	0	0	0	0
Total Votes Cast	2,449	100.00%		539	1,798	110	2	0
Overvotes	0			0	0	0	0	0
Undervotes	88			29	53	6	0	0
Contest Totals	2,537			568	1,851	116	2	0




**State Senator, District 8**

Vote For 1

	TOTAL	VOTE %		Election Day	Early Voting	Ballot By Mail	Provisional Ballots	Limited Ballots
REP Angela Paxton	1,152	46.85%		255	844	53	0	0
DEM Jonathan Cocks	1,227	49.90%		256	912	57	2	0
LIB Edward Kless	80	3.25%		30	49	1	0	0
Total Votes Cast	2,459	100.00%		541	1,805	111	2	0
Overvotes	0			0	0	0	0	0
Undervotes	78			27	46	5	0	0
Contest Totals	2,537			568	1,851	116	2	0

**State Representative, District 70**




Vote For 1

	TOTAL	VOTE %		Election Day	Early Voting	Ballot By Mail	Provisional Ballots	Limited Ballots
REP Jamee Jolly	1,279	51.91%		283	935	61	0	0
DEM Mihaela Elizabeth Plesa	1,185	48.09%		258	874	51	2	0
Total Votes Cast	2,464	100.00%		541	1,809	112	2	0
Overvotes	0			0	0	0	0	0
Undervotes	73			27	42	4	0	0
Contest Totals	2,537			568	1,851	116	2	0

**PCT 021**




**Justice, 5th Court of Appeals District, Place 4**

Vote For 1

	TOTAL	VOTE %		Election Day	Early Voting	Ballot By Mail	Provisional Ballots	Limited Ballots
REP Emily A. Miskel	1,244	51.45%		279	910	55	0	0
DEM Maricela Moore	1,174	48.55%		255	864	53	2	0
Total Votes Cast	2,418	100.00%		534	1,774	108	2	0
Overvotes	0			0	0	0	0	0
Undervotes	119			34	77	8	0	0
Contest Totals	2,537			568	1,851	116	2	0




**Justice, 5th Court of Appeals District, Place 7**

Vote For 1

	TOTAL	VOTE %		Election Day	Early Voting	Ballot By Mail	Provisional Ballots	Limited Ballots
REP Kristina Williams	1,225	50.72%		275	895	55	0	0
DEM Nancy Kennedy	1,190	49.28%		257	878	53	2	0
Total Votes Cast	2,415	100.00%		532	1,773	108	2	0
Overvotes	0			0	0	0	0	0
Undervotes	122			36	78	8	0	0
Contest Totals	2,537			568	1,851	116	2	0




**County Judge CCD**

Vote For 1

	TOTAL	VOTE %		Election Day	Early Voting	Ballot By Mail	Provisional Ballots	Limited Ballots
REP Chris Hill	1,255	51.37%		285	911	59	0	0
DEM Joshua Murray	1,188	48.63%		253	881	52	2	0
Total Votes Cast	2,443	100.00%		538	1,792	111	2	0
Overvotes	0			0	0	0	0	0
Undervotes	94			30	59	5	0	0
Contest Totals	2,537			568	1,851	116	2	0

**District Clerk CCD**

Vote For 1

	TOTAL	VOTE %		Election Day	Early Voting	Ballot By Mail	Provisional Ballots	Limited Ballots
REP Mike Gould	1,262	51.91%		281	923	58	0	0
DEM David Brignac	1,169	48.09%		251	865	51	2	0
Total Votes Cast	2,431	100.00%		532	1,788	109	2	0
Overvotes	0			0	0	0	0	0
Undervotes	106			36	63	7	0	0
Contest Totals	2,537			568	1,851	116	2	0

## PCT 021

### County Commissioner, Precinct 4

Vote For 1

	TOTAL	VOTE %		Election Day	Early Voting	Ballot By Mail	Provisional Ballots	Limited Ballots
REP Duncan Webb	1,277	52.51%	<div style="width: 52.51%;"><div style="width: 52.51%;"></div></div>	287	933	57	0	0
DEM Jeffrey Williams	1,155	47.49%	<div style="width: 47.49%;"><div style="width: 47.49%;"></div></div>	245	857	51	2	0
Total Votes Cast	2,432	100.00%	<div style="width: 100.00%;"><div style="width: 100.00%;"></div></div>	532	1,790	108	2	0
Overvotes	0			0	0	0	0	0
Undervotes	105			36	61	8	0	0
Contest Totals	2,537			568	1,851	116	2	0

### Justice of the Peace, Precinct 3

Vote For 1

	TOTAL	VOTE %		Election Day	Early Voting	Ballot By Mail	Provisional Ballots	Limited Ballots
REP Mike Missildine	1,248	51.83%	<div style="width: 51.83%;"><div style="width: 51.83%;"></div></div>	276	914	58	0	0
DEM Irvin Lynn Barrett	1,160	48.17%	<div style="width: 48.17%;"><div style="width: 48.17%;"></div></div>	253	854	51	2	0
Total Votes Cast	2,408	100.00%	<div style="width: 100.00%;"><div style="width: 100.00%;"></div></div>	529	1,768	109	2	0
Overvotes	0			0	0	0	0	0
Undervotes	129			39	83	7	0	0
Contest Totals	2,537			568	1,851	116	2	0

### Plano ISD - Proposition A

Vote For 1

	TOTAL	VOTE %		Election Day	Early Voting	Ballot By Mail	Provisional Ballots	Limited Ballots
For	1,222	51.63%	<div style="width: 51.63%;"><div style="width: 51.63%;"></div></div>	244	921	55	2	0
Against	1,145	48.37%	<div style="width: 48.37%;"><div style="width: 48.37%;"></div></div>	276	817	52	0	0
Total Votes Cast	2,367	100.00%	<div style="width: 100.00%;"><div style="width: 100.00%;"></div></div>	520	1,738	107	2	0
Overvotes	0			0	0	0	0	0
Undervotes	170			48	113	9	0	0
Contest Totals	2,537			568	1,851	116	2	0

### Plano ISD - Proposition B

Vote For 1




	TOTAL	VOTE %		Election Day	Early Voting	Ballot By Mail	Provisional Ballots	Limited Ballots
For	1,328	55.82%	<div style="width: 55.82%;"><div style="width: 55.82%;"></div></div>	275	994	57	2	0
Against	1,051	44.18%	<div style="width: 44.18%;"><div style="width: 44.18%;"></div></div>	244	756	51	0	0
Total Votes Cast	2,379	100.00%	<div style="width: 100.00%;"><div style="width: 100.00%;"></div></div>	519	1,750	108	2	0
Overvotes	0			0	0	0	0	0
Undervotes	158			49	101	8	0	0
Contest Totals	2,537			568	1,851	116	2	0



## PCT 021




### Plano ISD - Proposition C

Vote For 1

	TOTAL	VOTE %		Election Day	Early Voting	Ballot By Mail	Provisional Ballots	Limited Ballots
For	1,308	55.14%		271	978	57	2	0
Against	1,064	44.86%		248	765	51	0	0
Total Votes Cast	2,372	100.00%		519	1,743	108	2	0
Overvotes	0			0	0	0	0	0
Undervotes	165			49	108	8	0	0
Contest Totals	2,537			568	1,851	116	2	0




### Plano ISD - Proposition D

Vote For 1

	TOTAL	VOTE %		Election Day	Early Voting	Ballot By Mail	Provisional Ballots	Limited Ballots
For	1,119	47.14%		252	825	40	2	0
Against	1,255	52.86%		267	921	67	0	0
Total Votes Cast	2,374	100.00%		519	1,746	107	2	0
Overvotes	0			0	0	0	0	0
Undervotes	163			49	105	9	0	0
Contest Totals	2,537			568	1,851	116	2	0

### Plano ISD - Proposition E

Vote For 1

	TOTAL	VOTE %		Election Day	Early Voting	Ballot By Mail	Provisional Ballots	Limited Ballots
For	1,068	45.14%		230	802	34	2	0
Against	1,298	54.86%		289	936	73	0	0
Total Votes Cast	2,366	100.00%		519	1,738	107	2	0
Overvotes	0			0	0	0	0	0
Undervotes	171			49	113	9	0	0
Contest Totals	2,537			568	1,851	116	2	0

## PCT 022

### U. S. Representative, District 4

Vote For 1

	TOTAL	VOTE %		Election Day	Early Voting	Ballot By Mail	Provisional Ballots	Limited Ballots
REP Pat Fallon	1,917	80.48%	<div style="width: 80.48%;"><div style="width: 80.48%;"></div></div>	578	1,304	33	2	0
DEM Iro Omere	412	17.30%	<div style="width: 17.30%;"><div style="width: 17.30%;"></div></div>	101	280	30	1	0
LIB John Simmons	53	2.22%	<div style="width: 2.22%;"><div style="width: 2.22%;"></div></div>	22	31	0	0	0
Total Votes Cast	2,382	100.00%	<div style="width: 100.00%;"><div style="width: 100.00%;"></div></div>	701	1,615	63	3	0
Overvotes	0			0	0	0	0	0
Undervotes	28			10	17	1	0	0
Contest Totals	2,410			711	1,632	64	3	0

### Governor

Vote For 1

	TOTAL	VOTE %		Election Day	Early Voting	Ballot By Mail	Provisional Ballots	Limited Ballots
REP Greg Abbott	1,917	79.68%	<div style="width: 79.68%;"><div style="width: 79.68%;"></div></div>	573	1,309	33	2	0
DEM Beto O'Rourke	453	18.83%	<div style="width: 18.83%;"><div style="width: 18.83%;"></div></div>	118	305	29	1	0
LIB Mark Tippetts	32	1.33%	<div style="width: 1.33%;"><div style="width: 1.33%;"></div></div>	18	13	1	0	0
GRN Delilah Barrios	2	0.08%	<div style="width: 0.08%;"><div style="width: 0.08%;"></div></div>	1	1	0	0	0
Write-In Totals	2	0.08%	<div style="width: 0.08%;"><div style="width: 0.08%;"></div></div>	1	1	0	0	0
Total Votes Cast	2,406	100.00%	<div style="width: 100.00%;"><div style="width: 100.00%;"></div></div>	711	1,629	63	3	0
Overvotes	0			0	0	0	0	0
Undervotes	4			0	3	1	0	0
Contest Totals	2,410			711	1,632	64	3	0

### Lieutenant Governor

Vote For 1

	TOTAL	VOTE %		Election Day	Early Voting	Ballot By Mail	Provisional Ballots	Limited Ballots
REP Dan Patrick	1,866	78.11%	<div style="width: 78.11%;"><div style="width: 78.11%;"></div></div>	565	1,267	32	2	0
DEM Mike Collier	471	19.72%	<div style="width: 19.72%;"><div style="width: 19.72%;"></div></div>	113	325	32	1	0
LIB Shanna Steele	52	2.18%	<div style="width: 2.18%;"><div style="width: 2.18%;"></div></div>	23	29	0	0	0
Total Votes Cast	2,389	100.00%	<div style="width: 100.00%;"><div style="width: 100.00%;"></div></div>	701	1,621	64	3	0
Overvotes	0			0	0	0	0	0
Undervotes	21			10	11	0	0	0
Contest Totals	2,410			711	1,632	64	3	0

### Attorney General

Vote For 1

	TOTAL	VOTE %		Election Day	Early Voting	Ballot By Mail	Provisional Ballots	Limited Ballots
REP Ken Paxton	1,831	77.00%	<div style="width: 77.00%;"><div style="width: 77.00%;"></div></div>	551	1,246	32	2	0
DEM Rochelle Mercedes Garza	460	19.34%	<div style="width: 19.34%;"><div style="width: 19.34%;"></div></div>	121	306	32	1	0
LIB Mark Ash	87	3.66%	<div style="width: 3.66%;"><div style="width: 3.66%;"></div></div>	29	58	0	0	0
Total Votes Cast	2,378	100.00%	<div style="width: 100.00%;"><div style="width: 100.00%;"></div></div>	701	1,610	64	3	0
Overvotes	0			0	0	0	0	0
Undervotes	32			10	22	0	0	0
Contest Totals	2,410			711	1,632	64	3	0

**PCT 022**

**Comptroller of Public Accounts**

Vote For 1

	TOTAL	VOTE %	Election Day	Early Voting	Ballot By Mail	Provisional Ballots	Limited Ballots
REP Glenn Hegar	1,923	81.00%	580	1,306	35	2	0
DEM Janet T. Dudding	409	17.23%	101	279	28	1	0
LIB V. Alonzo Echevarria-Garza	42	1.77%	17	25	0	0	0
Total Votes Cast	2,374	100.00%	698	1,610	63	3	0
Overvotes	0		0	0	0	0	0
Undervotes	36		13	22	1	0	0
Contest Totals	2,410		711	1,632	64	3	0

**Commissioner of the General Land Office**

Vote For 1

	TOTAL	VOTE %	Election Day	Early Voting	Ballot By Mail	Provisional Ballots	Limited Ballots
REP Dawn Buckingham	1,915	81.01%	579	1,301	33	2	0
DEM Jay Kleberg	428	18.10%	108	290	29	1	0
GRN Alfred Molison, Jr	19	0.80%	8	11	0	0	0
Write-In Totals	2	0.08%	1	1	0	0	0
Total Votes Cast	2,364	100.00%	696	1,603	62	3	0
Overvotes	0		0	0	0	0	0
Undervotes	46		15	29	2	0	0
Contest Totals	2,410		711	1,632	64	3	0

**Commissioner of Agriculture**

Vote For 1

	TOTAL	VOTE %	Election Day	Early Voting	Ballot By Mail	Provisional Ballots	Limited Ballots
REP Sid Miller	1,926	81.44%	589	1,306	29	2	0
DEM Susan Hays	439	18.56%	107	299	32	1	0
Total Votes Cast	2,365	100.00%	696	1,605	61	3	0
Overvotes	0		0	0	0	0	0
Undervotes	45		15	27	3	0	0
Contest Totals	2,410		711	1,632	64	3	0

**Railroad Commissioner**

Vote For 1

	TOTAL	VOTE %	Election Day	Early Voting	Ballot By Mail	Provisional Ballots	Limited Ballots
REP Wayne Christian	1,899	80.30%	572	1,292	33	2	0
DEM Luke Warford	406	17.17%	96	280	29	1	0
LIB Jaime Andres Diez	50	2.11%	22	28	0	0	0
GRN Hunter Wayne Crow	10	0.42%	4	6	0	0	0
Total Votes Cast	2,365	100.00%	694	1,606	62	3	0
Overvotes	0		0	0	0	0	0
Undervotes	45		17	26	2	0	0
Contest Totals	2,410		711	1,632	64	3	0

## PCT 022

### Justice, Supreme Court, Place 3

Vote For 1

	TOTAL	VOTE %	Election Day	Early Voting	Ballot By Mail	Provisional Ballots	Limited Ballots
REP Debra Lehrmann	1,911	80.87%	574	1,301	34	2	0
DEM Erin A. Nowell	413	17.48%	107	277	28	1	0
LIB Thomas Edward Oxford	39	1.65%	13	26	0	0	0
Total Votes Cast	2,363	100.00%	694	1,604	62	3	0
Overvotes	0		0	0	0	0	0
Undervotes	47		17	28	2	0	0
Contest Totals	2,410		711	1,632	64	3	0

### Justice, Supreme Court, Place 5

Vote For 1

	TOTAL	VOTE %	Election Day	Early Voting	Ballot By Mail	Provisional Ballots	Limited Ballots
REP Rebeca Huddle	1,933	81.91%	582	1,315	34	2	0
DEM Amanda Reichel	427	18.09%	112	286	28	1	0
Total Votes Cast	2,360	100.00%	694	1,601	62	3	0
Overvotes	0		0	0	0	0	0
Undervotes	50		17	31	2	0	0
Contest Totals	2,410		711	1,632	64	3	0

### Justice, Supreme Court, Place 9

Vote For 1

	TOTAL	VOTE %	Election Day	Early Voting	Ballot By Mail	Provisional Ballots	Limited Ballots
REP Evan Young	1,927	81.65%	581	1,311	33	2	0
DEM Julia Maldonado	433	18.35%	113	290	29	1	0
Total Votes Cast	2,360	100.00%	694	1,601	62	3	0
Overvotes	0		0	0	0	0	0
Undervotes	50		17	31	2	0	0
Contest Totals	2,410		711	1,632	64	3	0

### Judge, Court of Criminal Appeals, Place 5

Vote For 1

	TOTAL	VOTE %	Election Day	Early Voting	Ballot By Mail	Provisional Ballots	Limited Ballots
REP Scott Walker	1,919	81.66%	574	1,310	33	2	0
DEM Dana Huffman	431	18.34%	115	286	29	1	0
Total Votes Cast	2,350	100.00%	689	1,596	62	3	0
Overvotes	0		0	0	0	0	0
Undervotes	60		22	36	2	0	0
Contest Totals	2,410		711	1,632	64	3	0

**PCT 022**

**Judge, Court of Criminal Appeals, Place 6**

Vote For 1

	TOTAL	VOTE %	Election Day	Early Voting	Ballot By Mail	Provisional Ballots	Limited Ballots
REP Jesse F. McClure, III	1,920	81.74%	575	1,310	33	2	0
DEM Robert Johnson	429	18.26%	113	286	29	1	0
Total Votes Cast	2,349	100.00%	688	1,596	62	3	0
Overvotes	0		0	0	0	0	0
Undervotes	61		23	36	2	0	0
Contest Totals	2,410		711	1,632	64	3	0

**Member, State Board of Education, District 12 CCD**

Vote For 1

	TOTAL	VOTE %	Election Day	Early Voting	Ballot By Mail	Provisional Ballots	Limited Ballots
REP Pam Little	1,876	79.80%	561	1,281	32	2	0
DEM Alex Cornwallis	414	17.61%	105	278	30	1	0
LIB Christy Mowrey	60	2.55%	22	38	0	0	0
Write-In Totals	1	0.04%	0	1	0	0	0
Total Votes Cast	2,351	100.00%	688	1,598	62	3	0
Overvotes	0		0	0	0	0	0
Undervotes	59		23	34	2	0	0
Contest Totals	2,410		711	1,632	64	3	0

**State Senator, District 8**

Vote For 1

	TOTAL	VOTE %	Election Day	Early Voting	Ballot By Mail	Provisional Ballots	Limited Ballots
REP Angela Paxton	1,832	78.02%	554	1,245	31	2	0
DEM Jonathan Cocks	445	18.95%	108	305	31	1	0
LIB Edward Kless	71	3.02%	25	46	0	0	0
Total Votes Cast	2,348	100.00%	687	1,596	62	3	0
Overvotes	0		0	0	0	0	0
Undervotes	62		24	36	2	0	0
Contest Totals	2,410		711	1,632	64	3	0

**State Representative, District 66**

Vote For 1

	TOTAL	VOTE %	Election Day	Early Voting	Ballot By Mail	Provisional Ballots	Limited Ballots
REP Matt Shaheen	1,923	82.00%	577	1,310	34	2	0
DEM Jesse Ringness	422	18.00%	110	283	28	1	0
Total Votes Cast	2,345	100.00%	687	1,593	62	3	0
Overvotes	0		0	0	0	0	0
Undervotes	65		24	39	2	0	0
Contest Totals	2,410		711	1,632	64	3	0

## PCT 022

### Justice, 5th Court of Appeals District, Place 4

Vote For 1

	TOTAL	VOTE %	Election Day	Early Voting	Ballot By Mail	Provisional Ballots	Limited Ballots
REP Emily A. Miskel	1,917	81.82%	572	1,309	34	2	0
DEM Maricela Moore	426	18.18%	112	285	28	1	0
Total Votes Cast	2,343	100.00%	684	1,594	62	3	0
Overvotes	0		0	0	0	0	0
Undervotes	67		27	38	2	0	0
Contest Totals	2,410		711	1,632	64	3	0

### Justice, 5th Court of Appeals District, Place 7

Vote For 1

	TOTAL	VOTE %	Election Day	Early Voting	Ballot By Mail	Provisional Ballots	Limited Ballots
REP Kristina Williams	1,910	81.76%	571	1,303	34	2	0
DEM Nancy Kennedy	426	18.24%	110	287	28	1	0
Total Votes Cast	2,336	100.00%	681	1,590	62	3	0
Overvotes	0		0	0	0	0	0
Undervotes	74		30	42	2	0	0
Contest Totals	2,410		711	1,632	64	3	0

### County Judge CCD

Vote For 1

	TOTAL	VOTE %	Election Day	Early Voting	Ballot By Mail	Provisional Ballots	Limited Ballots
REP Chris Hill	1,923	81.62%	585	1,303	33	2	0
DEM Joshua Murray	433	18.38%	109	294	29	1	0
Total Votes Cast	2,356	100.00%	694	1,597	62	3	0
Overvotes	0		0	0	0	0	0
Undervotes	54		17	35	2	0	0
Contest Totals	2,410		711	1,632	64	3	0

### District Clerk CCD




Vote For 1

	TOTAL	VOTE %	Election Day	Early Voting	Ballot By Mail	Provisional Ballots	Limited Ballots
REP Mike Gould	1,929	82.23%	579	1,313	35	2	0
DEM David Brignac	417	17.77%	106	283	27	1	0
Total Votes Cast	2,346	100.00%	685	1,596	62	3	0
Overvotes	0		0	0	0	0	0
Undervotes	64		26	36	2	0	0
Contest Totals	2,410		711	1,632	64	3	0

**PCT 022**




**Justice of the Peace, Precinct 4**

Vote For 1

	TOTAL	VOTE %		Election Day	Early Voting	Ballot By Mail	Provisional Ballots	Limited Ballots
REP Vincent Venegoni	1,908	81.36%		577	1,296	33	2	0
DEM Adam Kern	437	18.64%		115	292	29	1	0
Total Votes Cast	2,345	100.00%		692	1,588	62	3	0
Overvotes	0			0	0	0	0	0
Undervotes	65			19	44	2	0	0
Contest Totals	2,410			711	1,632	64	3	0

**Celina, City of - Local Option Election**

Vote For 1

	TOTAL	VOTE %		Election Day	Early Voting	Ballot By Mail	Provisional Ballots	Limited Ballots
For	1,397	72.61%		462	905	28	2	0
Against	527	27.39%		127	390	10	0	0
Total Votes Cast	1,924	100.00%		589	1,295	38	2	0
Overvotes	0			0	0	0	0	0
Undervotes	41			12	28	1	0	0
Contest Totals	1,965			601	1,323	39	2	0

## PCT 023

### U. S. Representative, District 32

Vote For 1

	TOTAL	VOTE %	Election Day	Early Voting	Ballot By Mail	Provisional Ballots	Limited Ballots
REP Antonio Swad	279	27.98%	129	139	10	1	0
DEM Colin Allred	718	72.02%	281	412	25	0	0
Total Votes Cast	997	100.00%	410	551	35	1	0
Overvotes	0		0	0	0	0	0
Undervotes	25		14	10	1	0	0
Contest Totals	1,022		424	561	36	1	0

### Governor

Vote For 1

	TOTAL	VOTE %	Election Day	Early Voting	Ballot By Mail	Provisional Ballots	Limited Ballots
REP Greg Abbott	274	26.84%	123	140	10	1	0
DEM Beto O'Rourke	736	72.09%	292	418	26	0	0
LIB Mark Tippetts	6	0.59%	4	2	0	0	0
GRN Delilah Barrios	5	0.49%	4	1	0	0	0
Write-In Totals	0	0.00%	0	0	0	0	0
Total Votes Cast	1,021	100.00%	423	561	36	1	0
Overvotes	0		0	0	0	0	0
Undervotes	1		1	0	0	0	0
Contest Totals	1,022		424	561	36	1	0

### Lieutenant Governor

Vote For 1

	TOTAL	VOTE %	Election Day	Early Voting	Ballot By Mail	Provisional Ballots	Limited Ballots
REP Dan Patrick	261	26.07%	116	135	9	1	0
DEM Mike Collier	704	70.33%	278	400	26	0	0
LIB Shanna Steele	36	3.60%	21	14	1	0	0
Total Votes Cast	1,001	100.00%	415	549	36	1	0
Overvotes	0		0	0	0	0	0
Undervotes	21		9	12	0	0	0
Contest Totals	1,022		424	561	36	1	0

### Attorney General

Vote For 1

	TOTAL	VOTE %	Election Day	Early Voting	Ballot By Mail	Provisional Ballots	Limited Ballots
REP Ken Paxton	262	26.25%	121	130	10	1	0
DEM Rochelle Mercedes Garza	706	70.74%	278	403	25	0	0
LIB Mark Ash	30	3.01%	13	16	1	0	0
Total Votes Cast	998	100.00%	412	549	36	1	0
Overvotes	0		0	0	0	0	0
Undervotes	24		12	12	0	0	0
Contest Totals	1,022		424	561	36	1	0



## PCT 023

### Comptroller of Public Accounts

Vote For 1

	TOTAL	VOTE %	Election Day	Early Voting	Ballot By Mail	Provisional Ballots	Limited Ballots
REP Glenn Hegar	290	29.23%	137	143	9	1	0
DEM Janet T. Dudding	675	68.04%	258	391	26	0	0
LIB V. Alonzo Echevarria-Garza	27	2.72%	13	13	1	0	0
Total Votes Cast	992	100.00%	408	547	36	1	0
Overvotes	0		0	0	0	0	0
Undervotes	30		16	14	0	0	0
Contest Totals	1,022		424	561	36	1	0

### Commissioner of the General Land Office

Vote For 1

	TOTAL	VOTE %	Election Day	Early Voting	Ballot By Mail	Provisional Ballots	Limited Ballots
REP Dawn Buckingham	294	29.82%	134	148	11	1	0
DEM Jay Kleberg	669	67.85%	257	389	23	0	0
GRN Alfred Molison, Jr	23	2.33%	13	9	1	0	0
Write-In Totals	0	0.00%	0	0	0	0	0
Total Votes Cast	986	100.00%	404	546	35	1	0
Overvotes	0		0	0	0	0	0
Undervotes	36		20	15	1	0	0
Contest Totals	1,022		424	561	36	1	0

### Commissioner of Agriculture

Vote For 1

	TOTAL	VOTE %	Election Day	Early Voting	Ballot By Mail	Provisional Ballots	Limited Ballots
REP Sid Miller	285	28.90%	135	139	10	1	0
DEM Susan Hays	701	71.10%	270	406	25	0	0
Total Votes Cast	986	100.00%	405	545	35	1	0
Overvotes	0		0	0	0	0	0
Undervotes	36		19	16	1	0	0
Contest Totals	1,022		424	561	36	1	0

### Railroad Commissioner

Vote For 1

	TOTAL	VOTE %	Election Day	Early Voting	Ballot By Mail	Provisional Ballots	Limited Ballots
REP Wayne Christian	280	28.60%	133	137	9	1	0
DEM Luke Warford	648	66.19%	239	384	25	0	0
LIB Jaime Andres Diez	29	2.96%	16	13	0	0	0
GRN Hunter Wayne Crow	22	2.25%	13	8	1	0	0
Total Votes Cast	979	100.00%	401	542	35	1	0
Overvotes	0		0	0	0	0	0
Undervotes	43		23	19	1	0	0
Contest Totals	1,022		424	561	36	1	0

**PCT 023**

**Justice, Supreme Court, Place 3**

Vote For 1

	TOTAL	VOTE %	Election Day	Early Voting	Ballot By Mail	Provisional Ballots	Limited Ballots
REP Debra Lehrmann	276	28.05%	128	138	9	1	0
DEM Erin A. Nowell	688	69.92%	266	397	25	0	0
LIB Thomas Edward Oxford	20	2.03%	9	10	1	0	0
Total Votes Cast	984	100.00%	403	545	35	1	0
Overvotes	0		0	0	0	0	0
Undervotes	38		21	16	1	0	0
Contest Totals	1,022		424	561	36	1	0

**Justice, Supreme Court, Place 5**

Vote For 1

	TOTAL	VOTE %	Election Day	Early Voting	Ballot By Mail	Provisional Ballots	Limited Ballots
REP Rebeca Huddle	288	29.18%	135	143	9	1	0
DEM Amanda Reichel	699	70.82%	270	405	24	0	0
Total Votes Cast	987	100.00%	405	548	33	1	0
Overvotes	0		0	0	0	0	0
Undervotes	35		19	13	3	0	0
Contest Totals	1,022		424	561	36	1	0

**Justice, Supreme Court, Place 9**

Vote For 1

	TOTAL	VOTE %	Election Day	Early Voting	Ballot By Mail	Provisional Ballots	Limited Ballots
REP Evan Young	285	28.96%	136	138	10	1	0
DEM Julia Maldonado	699	71.04%	270	404	25	0	0
Total Votes Cast	984	100.00%	406	542	35	1	0
Overvotes	0		0	0	0	0	0
Undervotes	38		18	19	1	0	0
Contest Totals	1,022		424	561	36	1	0

**Judge, Court of Criminal Appeals, Place 5**




Vote For 1

	TOTAL	VOTE %	Election Day	Early Voting	Ballot By Mail	Provisional Ballots	Limited Ballots
REP Scott Walker	284	28.86%	135	139	9	1	0
DEM Dana Huffman	700	71.14%	268	405	27	0	0
Total Votes Cast	984	100.00%	403	544	36	1	0
Overvotes	0		0	0	0	0	0
Undervotes	38		21	17	0	0	0
Contest Totals	1,022		424	561	36	1	0

## PCT 023






### Judge, Court of Criminal Appeals, Place 6

Vote For 1

	TOTAL	VOTE %		Election Day	Early Voting	Ballot By Mail	Provisional Ballots	Limited Ballots
REP Jesse F. McClure, III	285	29.14%		133	140	11	1	0
DEM Robert Johnson	693	70.86%		268	401	24	0	0
Total Votes Cast	978	100.00%		401	541	35	1	0
Overvotes	0			0	0	0	0	0
Undervotes	44			23	20	1	0	0
Contest Totals	1,022			424	561	36	1	0





### Member, State Board of Education, District 12 CCD

Vote For 1

	TOTAL	VOTE %		Election Day	Early Voting	Ballot By Mail	Provisional Ballots	Limited Ballots
REP Pam Little	278	28.19%		130	137	10	1	0
DEM Alex Cornwallis	681	69.07%		262	395	24	0	0
LIB Christy Mowrey	26	2.64%		13	12	1	0	0
Write-In Totals	2	0.20%		2	0	0	0	0
Total Votes Cast	986	100.00%		406	544	35	1	0
Overvotes	0			0	0	0	0	0
Undervotes	36			18	17	1	0	0
Contest Totals	1,022			424	561	36	1	0




### State Senator, District 8

Vote For 1

	TOTAL	VOTE %		Election Day	Early Voting	Ballot By Mail	Provisional Ballots	Limited Ballots
REP Angela Paxton	263	26.67%		119	133	10	1	0
DEM Jonathan Cocks	697	70.69%		271	402	24	0	0
LIB Edward Kless	26	2.64%		14	11	1	0	0
Total Votes Cast	986	100.00%		404	546	35	1	0
Overvotes	0			0	0	0	0	0
Undervotes	36			20	15	1	0	0
Contest Totals	1,022			424	561	36	1	0

### State Representative, District 33

Vote For 1

	TOTAL	VOTE %		Election Day	Early Voting	Ballot By Mail	Provisional Ballots	Limited Ballots
REP Justin Holland	296	30.20%		139	145	11	1	0
DEM Graeson Lynskey	684	69.80%		264	396	24	0	0
Total Votes Cast	980	100.00%		403	541	35	1	0
Overvotes	0			0	0	0	0	0
Undervotes	42			21	20	1	0	0
Contest Totals	1,022			424	561	36	1	0

## PCT 023

### Justice, 5th Court of Appeals District, Place 4

Vote For 1

	TOTAL	VOTE %	Election Day	Early Voting	Ballot By Mail	Provisional Ballots	Limited Ballots
REP Emily A. Miskel	278	28.51%	130	138	9	1	0
DEM Maricela Moore	697	71.49%	271	401	25	0	0
Total Votes Cast	975	100.00%	401	539	34	1	0
Overvotes	0		0	0	0	0	0
Undervotes	47		23	22	2	0	0
Contest Totals	1,022		424	561	36	1	0

### Justice, 5th Court of Appeals District, Place 7

Vote For 1

	TOTAL	VOTE %	Election Day	Early Voting	Ballot By Mail	Provisional Ballots	Limited Ballots
REP Kristina Williams	277	28.38%	130	137	9	1	0
DEM Nancy Kennedy	699	71.62%	271	403	25	0	0
Total Votes Cast	976	100.00%	401	540	34	1	0
Overvotes	0		0	0	0	0	0
Undervotes	46		23	21	2	0	0
Contest Totals	1,022		424	561	36	1	0

### County Judge CCD

Vote For 1

	TOTAL	VOTE %	Election Day	Early Voting	Ballot By Mail	Provisional Ballots	Limited Ballots
REP Chris Hill	280	28.51%	131	139	9	1	0
DEM Joshua Murray	702	71.49%	272	406	24	0	0
Total Votes Cast	982	100.00%	403	545	33	1	0
Overvotes	0		0	0	0	0	0
Undervotes	40		21	16	3	0	0
Contest Totals	1,022		424	561	36	1	0

### District Clerk CCD

Vote For 1

	TOTAL	VOTE %	Election Day	Early Voting	Ballot By Mail	Provisional Ballots	Limited Ballots
REP Mike Gould	290	29.74%	141	139	9	1	0
DEM David Brignac	685	70.26%	259	401	25	0	0
Total Votes Cast	975	100.00%	400	540	34	1	0
Overvotes	0		0	0	0	0	0
Undervotes	47		24	21	2	0	0
Contest Totals	1,022		424	561	36	1	0

## PCT 023

### Justice of the Peace, Precinct 3

Vote For 1

	TOTAL	VOTE %	Election Day	Early Voting	Ballot By Mail	Provisional Ballots	Limited Ballots
REP Mike Missildine	276	28.37%	127	138	10	1	0
DEM Irvin Lynn Barrett	697	71.63%	273	402	22	0	0
Total Votes Cast	973	100.00%	400	540	32	1	0
Overvotes	0		0	0	0	0	0
Undervotes	49		24	21	4	0	0
Contest Totals	1,022		424	561	36	1	0

### Plano ISD - Proposition A

Vote For 1

	TOTAL	VOTE %	Election Day	Early Voting	Ballot By Mail	Provisional Ballots	Limited Ballots
For	548	58.99%	228	306	14	0	0
Against	381	41.01%	167	201	13	0	0
Total Votes Cast	929	100.00%	395	507	27	0	0
Overvotes	0		0	0	0	0	0
Undervotes	93		29	54	9	1	0
Contest Totals	1,022		424	561	36	1	0

### Plano ISD - Proposition B

Vote For 1

	TOTAL	VOTE %	Election Day	Early Voting	Ballot By Mail	Provisional Ballots	Limited Ballots
For	620	65.82%	254	350	16	0	0
Against	322	34.18%	144	164	14	0	0
Total Votes Cast	942	100.00%	398	514	30	0	0
Overvotes	0		0	0	0	0	0
Undervotes	80		26	47	6	1	0
Contest Totals	1,022		424	561	36	1	0

### Plano ISD - Proposition C

Vote For 1

	TOTAL	VOTE %	Election Day	Early Voting	Ballot By Mail	Provisional Ballots	Limited Ballots
For	594	64.15%	248	331	15	0	0
Against	332	35.85%	143	175	14	0	0
Total Votes Cast	926	100.00%	391	506	29	0	0
Overvotes	0		0	0	0	0	0
Undervotes	96		33	55	7	1	0
Contest Totals	1,022		424	561	36	1	0

**PCT 023**

**Plano ISD - Proposition D**

Vote For 1

	TOTAL	VOTE %		Election Day	Early Voting	Ballot By Mail	Provisional Ballots	Limited Ballots
For	570	61.29%		230	325	15	0	0
Against	360	38.71%		161	185	14	0	0
Total Votes Cast	930	100.00%		391	510	29	0	0
Overvotes	0			0	0	0	0	0
Undervotes	92			33	51	7	1	0
Contest Totals	1,022			424	561	36	1	0

**Plano ISD - Proposition E**

Vote For 1

	TOTAL	VOTE %		Election Day	Early Voting	Ballot By Mail	Provisional Ballots	Limited Ballots
For	482	52.00%		196	274	12	0	0
Against	445	48.00%		193	235	17	0	0
Total Votes Cast	927	100.00%		389	509	29	0	0
Overvotes	0			0	0	0	0	0
Undervotes	95			35	52	7	1	0
Contest Totals	1,022			424	561	36	1	0

## PCT 024

### U. S. Representative, District 4

Vote For 1

	TOTAL	VOTE %	Election Day	Early Voting	Ballot By Mail	Provisional Ballots	Limited Ballots
REP Pat Fallon	313	34.40%	103	202	8	0	0
DEM Iro Omere	563	61.87%	192	346	24	1	0
LIB John Simmons	34	3.74%	17	17	0	0	0
Total Votes Cast	910	100.00%	312	565	32	1	0
Overvotes	0		0	0	0	0	0
Undervotes	17		3	10	3	1	0
Contest Totals	927		315	575	35	2	0

### Governor

Vote For 1

	TOTAL	VOTE %	Election Day	Early Voting	Ballot By Mail	Provisional Ballots	Limited Ballots
REP Greg Abbott	305	32.97%	100	198	7	0	0
DEM Beto O'Rourke	603	65.19%	206	367	28	2	0
LIB Mark Tippetts	14	1.51%	6	8	0	0	0
GRN Delilah Barrios	3	0.32%	2	1	0	0	0
Write-In Totals	0	0.00%	0	0	0	0	0
Total Votes Cast	925	100.00%	314	574	35	2	0
Overvotes	0		0	0	0	0	0
Undervotes	2		1	1	0	0	0
Contest Totals	927		315	575	35	2	0

### Lieutenant Governor

Vote For 1

	TOTAL	VOTE %	Election Day	Early Voting	Ballot By Mail	Provisional Ballots	Limited Ballots
REP Dan Patrick	292	31.88%	97	189	6	0	0
DEM Mike Collier	576	62.88%	186	361	27	2	0
LIB Shanna Steele	48	5.24%	27	20	1	0	0
Total Votes Cast	916	100.00%	310	570	34	2	0
Overvotes	0		0	0	0	0	0
Undervotes	11		5	5	1	0	0
Contest Totals	927		315	575	35	2	0

### Attorney General

Vote For 1

	TOTAL	VOTE %	Election Day	Early Voting	Ballot By Mail	Provisional Ballots	Limited Ballots
REP Ken Paxton	290	31.80%	98	185	6	1	0
DEM Rochelle Mercedes Garza	587	64.36%	199	360	27	1	0
LIB Mark Ash	35	3.84%	13	21	1	0	0
Total Votes Cast	912	100.00%	310	566	34	2	0
Overvotes	0		0	0	0	0	0
Undervotes	15		5	9	1	0	0
Contest Totals	927		315	575	35	2	0

## PCT 024

### Comptroller of Public Accounts

Vote For 1

	TOTAL	VOTE %	Election Day	Early Voting	Ballot By Mail	Provisional Ballots	Limited Ballots
REP Glenn Hegar	320	35.36%	104	209	7	0	0
DEM Janet T. Dudding	544	60.11%	180	337	25	2	0
LIB V. Alonzo Echevarria-Garza	41	4.53%	24	17	0	0	0
Total Votes Cast	905	100.00%	308	563	32	2	0
Overvotes	0		0	0	0	0	0
Undervotes	22		7	12	3	0	0
Contest Totals	927		315	575	35	2	0

### Commissioner of the General Land Office

Vote For 1

	TOTAL	VOTE %	Election Day	Early Voting	Ballot By Mail	Provisional Ballots	Limited Ballots
REP Dawn Buckingham	328	36.20%	113	208	7	0	0
DEM Jay Kleberg	556	61.37%	184	344	26	2	0
GRN Alfred Molison, Jr	22	2.43%	12	10	0	0	0
Write-In Totals	0	0.00%	0	0	0	0	0
Total Votes Cast	906	100.00%	309	562	33	2	0
Overvotes	0		0	0	0	0	0
Undervotes	21		6	13	2	0	0
Contest Totals	927		315	575	35	2	0

### Commissioner of Agriculture

Vote For 1

	TOTAL	VOTE %	Election Day	Early Voting	Ballot By Mail	Provisional Ballots	Limited Ballots
REP Sid Miller	313	34.59%	103	203	7	0	0
DEM Susan Hays	592	65.41%	205	360	25	2	0
Total Votes Cast	905	100.00%	308	563	32	2	0
Overvotes	0		0	0	0	0	0
Undervotes	22		7	12	3	0	0
Contest Totals	927		315	575	35	2	0

### Railroad Commissioner

Vote For 1





	TOTAL	VOTE %	Election Day	Early Voting	Ballot By Mail	Provisional Ballots	Limited Ballots
REP Wayne Christian	312	34.32%	103	201	8	0	0
DEM Luke Warford	537	59.08%	174	337	24	2	0
LIB Jaime Andres Diez	46	5.06%	24	22	0	0	0
GRN Hunter Wayne Crow	14	1.54%	9	5	0	0	0
Total Votes Cast	909	100.00%	310	565	32	2	0
Overvotes	0		0	0	0	0	0
Undervotes	18		5	10	3	0	0
Contest Totals	927		315	575	35	2	0



**PCT 024**




**Justice, Supreme Court, Place 3**

Vote For 1

	TOTAL	VOTE %		Election Day	Early Voting	Ballot By Mail	Provisional Ballots	Limited Ballots
REP Debra Lehrmann	323	35.93%		107	207	9	0	0
DEM Erin A. Nowell	557	61.96%		188	344	23	2	0
LIB Thomas Edward Oxford	19	2.11%		9	10	0	0	0
Total Votes Cast	899	100.00%		304	561	32	2	0
Overvotes	0			0	0	0	0	0
Undervotes	28			11	14	3	0	0
Contest Totals	927			315	575	35	2	0




**Justice, Supreme Court, Place 5**

Vote For 1

	TOTAL	VOTE %		Election Day	Early Voting	Ballot By Mail	Provisional Ballots	Limited Ballots
REP Rebeca Huddle	318	35.65%		102	208	8	0	0
DEM Amanda Reichel	574	64.35%		198	350	24	2	0
Total Votes Cast	892	100.00%		300	558	32	2	0
Overvotes	0			0	0	0	0	0
Undervotes	35			15	17	3	0	0
Contest Totals	927			315	575	35	2	0




**Justice, Supreme Court, Place 9**

Vote For 1

	TOTAL	VOTE %		Election Day	Early Voting	Ballot By Mail	Provisional Ballots	Limited Ballots
REP Evan Young	311	34.87%		98	205	7	1	0
DEM Julia Maldonado	581	65.13%		203	352	25	1	0
Total Votes Cast	892	100.00%		301	557	32	2	0
Overvotes	0			0	0	0	0	0
Undervotes	35			14	18	3	0	0
Contest Totals	927			315	575	35	2	0

**Judge, Court of Criminal Appeals, Place 5**




Vote For 1

	TOTAL	VOTE %		Election Day	Early Voting	Ballot By Mail	Provisional Ballots	Limited Ballots
REP Scott Walker	310	34.79%		101	201	8	0	0
DEM Dana Huffman	581	65.21%		201	354	24	2	0
Total Votes Cast	891	100.00%		302	555	32	2	0
Overvotes	0			0	0	0	0	0
Undervotes	36			13	20	3	0	0
Contest Totals	927			315	575	35	2	0

## PCT 024






### Judge, Court of Criminal Appeals, Place 6

Vote For 1

	TOTAL	VOTE %		Election Day	Early Voting	Ballot By Mail	Provisional Ballots	Limited Ballots
REP Jesse F. McClure, III	319	35.88%		106	204	9	0	0
DEM Robert Johnson	570	64.12%		193	352	23	2	0
Total Votes Cast	889	100.00%		299	556	32	2	0
Overvotes	0			0	0	0	0	0
Undervotes	38			16	19	3	0	0
Contest Totals	927			315	575	35	2	0




### Member, State Board of Education, District 12 CCD

Vote For 1

	TOTAL	VOTE %		Election Day	Early Voting	Ballot By Mail	Provisional Ballots	Limited Ballots
REP Pam Little	318	35.49%		105	205	8	0	0
DEM Alex Cornwallis	539	60.16%		183	330	24	2	0
LIB Christy Mowrey	38	4.24%		15	23	0	0	0
Write-In Totals	1	0.11%		0	1	0	0	0
Total Votes Cast	896	100.00%		303	559	32	2	0
Overvotes	0			0	0	0	0	0
Undervotes	31			12	16	3	0	0
Contest Totals	927			315	575	35	2	0




### State Senator, District 2

Vote For 1

	TOTAL	VOTE %		Election Day	Early Voting	Ballot By Mail	Provisional Ballots	Limited Ballots
REP Bob Hall	321	35.99%		108	204	8	1	0
DEM Prince S. Giador	571	64.01%		193	353	24	1	0
Total Votes Cast	892	100.00%		301	557	32	2	0
Overvotes	0			0	0	0	0	0
Undervotes	35			14	18	3	0	0
Contest Totals	927			315	575	35	2	0

### State Representative, District 70

Vote For 1

	TOTAL	VOTE %		Election Day	Early Voting	Ballot By Mail	Provisional Ballots	Limited Ballots
REP Jamee Jolly	320	35.63%		106	206	8	0	0
DEM Mihaela Elizabeth Plesa	578	64.37%		196	355	25	2	0
Total Votes Cast	898	100.00%		302	561	33	2	0
Overvotes	0			0	0	0	0	0
Undervotes	29			13	14	2	0	0
Contest Totals	927			315	575	35	2	0

## PCT 024

### Justice, 5th Court of Appeals District, Place 4

Vote For 1

	TOTAL	VOTE %	Election Day	Early Voting	Ballot By Mail	Provisional Ballots	Limited Ballots
REP Emily A. Miskel	312	35.10%	100	204	8	0	0
DEM Maricela Moore	577	64.90%	200	351	24	2	0
Total Votes Cast	889	100.00%	300	555	32	2	0
Overvotes	0		0	0	0	0	0
Undervotes	38		15	20	3	0	0
Contest Totals	927		315	575	35	2	0

### Justice, 5th Court of Appeals District, Place 7

Vote For 1

	TOTAL	VOTE %	Election Day	Early Voting	Ballot By Mail	Provisional Ballots	Limited Ballots
REP Kristina Williams	314	35.36%	102	203	9	0	0
DEM Nancy Kennedy	574	64.64%	197	352	23	2	0
Total Votes Cast	888	100.00%	299	555	32	2	0
Overvotes	0		0	0	0	0	0
Undervotes	39		16	20	3	0	0
Contest Totals	927		315	575	35	2	0

### County Judge CCD

Vote For 1

	TOTAL	VOTE %	Election Day	Early Voting	Ballot By Mail	Provisional Ballots	Limited Ballots
REP Chris Hill	317	35.22%	105	205	7	0	0
DEM Joshua Murray	583	64.78%	200	356	25	2	0
Total Votes Cast	900	100.00%	305	561	32	2	0
Overvotes	0		0	0	0	0	0
Undervotes	27		10	14	3	0	0
Contest Totals	927		315	575	35	2	0

### District Clerk CCD

Vote For 1

	TOTAL	VOTE %	Election Day	Early Voting	Ballot By Mail	Provisional Ballots	Limited Ballots
REP Mike Gould	323	36.25%	110	206	7	0	0
DEM David Brignac	568	63.75%	191	350	25	2	0
Total Votes Cast	891	100.00%	301	556	32	2	0
Overvotes	0		0	0	0	0	0
Undervotes	36		14	19	3	0	0
Contest Totals	927		315	575	35	2	0

## PCT 024

### County Commissioner, Precinct 4

Vote For 1

	TOTAL	VOTE %	Election Day	Early Voting	Ballot By Mail	Provisional Ballots	Limited Ballots
REP Duncan Webb	322	36.22%	108	205	9	0	0
DEM Jeffrey Williams	567	63.78%	192	350	23	2	0
Total Votes Cast	889	100.00%	300	555	32	2	0
Overvotes	0		0	0	0	0	0
Undervotes	38		15	20	3	0	0
Contest Totals	927		315	575	35	2	0

### Justice of the Peace, Precinct 3

Vote For 1

	TOTAL	VOTE %	Election Day	Early Voting	Ballot By Mail	Provisional Ballots	Limited Ballots
REP Mike Missildine	323	36.54%	107	207	9	0	0
DEM Irvin Lynn Barrett	561	63.46%	191	345	23	2	0
Total Votes Cast	884	100.00%	298	552	32	2	0
Overvotes	0		0	0	0	0	0
Undervotes	43		17	23	3	0	0
Contest Totals	927		315	575	35	2	0

### Dallas, City of - Proposition A

Vote For 1

	TOTAL	VOTE %	Election Day	Early Voting	Ballot By Mail	Provisional Ballots	Limited Ballots
For	534	62.75%	178	337	19	0	0
Against	317	37.25%	113	192	10	2	0
Total Votes Cast	851	100.00%	291	529	29	2	0
Overvotes	0		0	0	0	0	0
Undervotes	76		24	46	6	0	0
Contest Totals	927		315	575	35	2	0

### Plano ISD - Proposition A

Vote For 1

	TOTAL	VOTE %	Election Day	Early Voting	Ballot By Mail	Provisional Ballots	Limited Ballots
For	441	51.52%	147	282	12	0	0
Against	415	48.48%	150	247	16	2	0
Total Votes Cast	856	100.00%	297	529	28	2	0
Overvotes	0		0	0	0	0	0
Undervotes	71		18	46	7	0	0
Contest Totals	927		315	575	35	2	0

## PCT 024

### Plano ISD - Proposition B

Vote For 1

	TOTAL	VOTE %		Election Day	Early Voting	Ballot By Mail	Provisional Ballots	Limited Ballots
For	499	57.69%	<div style="width: 57.69%;"><div style="width: 57.69%;"></div></div>	174	314	11	0	0
Against	366	42.31%	<div style="width: 42.31%;"><div style="width: 42.31%;"></div></div>	124	222	18	2	0
Total Votes Cast	865	100.00%	<div style="width: 100%;"><div style="width: 100%;"></div></div>	298	536	29	2	0
Overvotes	0			0	0	0	0	0
Undervotes	62			17	39	6	0	0
Contest Totals	927			315	575	35	2	0

### Plano ISD - Proposition C

Vote For 1

	TOTAL	VOTE %		Election Day	Early Voting	Ballot By Mail	Provisional Ballots	Limited Ballots
For	502	58.64%	<div style="width: 58.64%;"><div style="width: 58.64%;"></div></div>	170	320	12	0	0
Against	354	41.36%	<div style="width: 41.36%;"><div style="width: 41.36%;"></div></div>	122	215	15	2	0
Total Votes Cast	856	100.00%	<div style="width: 100%;"><div style="width: 100%;"></div></div>	292	535	27	2	0
Overvotes	0			0	0	0	0	0
Undervotes	71			23	40	8	0	0
Contest Totals	927			315	575	35	2	0

### Plano ISD - Proposition D

Vote For 1

	TOTAL	VOTE %		Election Day	Early Voting	Ballot By Mail	Provisional Ballots	Limited Ballots
For	437	51.23%	<div style="width: 51.23%;"><div style="width: 51.23%;"></div></div>	157	269	10	1	0
Against	416	48.77%	<div style="width: 48.77%;"><div style="width: 48.77%;"></div></div>	135	261	19	1	0
Total Votes Cast	853	100.00%	<div style="width: 100%;"><div style="width: 100%;"></div></div>	292	530	29	2	0
Overvotes	0			0	0	0	0	0
Undervotes	74			23	45	6	0	0
Contest Totals	927			315	575	35	2	0

### Plano ISD - Proposition E

Vote For 1

	TOTAL	VOTE %		Election Day	Early Voting	Ballot By Mail	Provisional Ballots	Limited Ballots
For	368	43.09%	<div style="width: 43.09%;"><div style="width: 43.09%;"></div></div>	130	228	10	0	0
Against	486	56.91%	<div style="width: 56.91%;"><div style="width: 56.91%;"></div></div>	162	303	19	2	0
Total Votes Cast	854	100.00%	<div style="width: 100%;"><div style="width: 100%;"></div></div>	292	531	29	2	0
Overvotes	0			0	0	0	0	0
Undervotes	72			23	44	5	0	0
Contest Totals	926			315	575	34	2	0

## PCT 025

### U. S. Representative District 3

Vote For 1

	TOTAL	VOTE %	Election Day	Early Voting	Ballot By Mail	Provisional Ballots	Limited Ballots
REP Keith Self	1,033	49.17%	262	752	18	1	0
DEM Sandeep Srivastava	983	46.79%	250	712	20	1	0
LIB Christopher Claytor	85	4.05%	32	51	2	0	0
Total Votes Cast	2,101	100.00%	544	1,515	40	2	0
Overvotes	0		0	0	0	0	0
Undervotes	49		23	26	0	0	0
Contest Totals	2,150		567	1,541	40	2	0

### Governor

Vote For 1

	TOTAL	VOTE %	Election Day	Early Voting	Ballot By Mail	Provisional Ballots	Limited Ballots
REP Greg Abbott	1,025	47.81%	264	741	19	1	0
DEM Beto O'Rourke	1,074	50.09%	279	773	21	1	0
LIB Mark Tippetts	34	1.59%	12	22	0	0	0
GRN Delilah Barrios	10	0.47%	8	2	0	0	0
Write-In Totals	2	0.09%	0	2	0	0	0
Total Votes Cast	2,144	100.00%	563	1,539	40	2	0
Overvotes	0		0	0	0	0	0
Undervotes	6		4	2	0	0	0
Contest Totals	2,150		567	1,541	40	2	0

### Lieutenant Governor

Vote For 1

	TOTAL	VOTE %	Election Day	Early Voting	Ballot By Mail	Provisional Ballots	Limited Ballots
REP Dan Patrick	976	45.89%	253	704	18	1	0
DEM Mike Collier	1,068	50.21%	278	769	20	1	0
LIB Shanna Steele	83	3.90%	25	56	2	0	0
Total Votes Cast	2,127	100.00%	556	1,529	40	2	0
Overvotes	0		0	0	0	0	0
Undervotes	23		11	12	0	0	0
Contest Totals	2,150		567	1,541	40	2	0

### Attorney General

Vote For 1

	TOTAL	VOTE %	Election Day	Early Voting	Ballot By Mail	Provisional Ballots	Limited Ballots
REP Ken Paxton	951	45.22%	249	682	19	1	0
DEM Rochelle Mercedes Garza	1,041	49.50%	273	747	20	1	0
LIB Mark Ash	111	5.28%	25	85	1	0	0
Total Votes Cast	2,103	100.00%	547	1,514	40	2	0
Overvotes	0		0	0	0	0	0
Undervotes	47		20	27	0	0	0
Contest Totals	2,150		567	1,541	40	2	0

**PCT 025**

**Comptroller of Public Accounts**

Vote For 1

	TOTAL	VOTE %	Election Day	Early Voting	Ballot By Mail	Provisional Ballots	Limited Ballots
REP Glenn Hegar	1,087	51.86%	282	785	19	1	0
DEM Janet T. Dudding	946	45.13%	233	692	20	1	0
LIB V. Alonzo Echevarria-Garza	63	3.01%	26	36	1	0	0
Total Votes Cast	2,096	100.00%	541	1,513	40	2	0
Overvotes	0		0	0	0	0	0
Undervotes	54		26	28	0	0	0
Contest Totals	2,150		567	1,541	40	2	0

**Commissioner of the General Land Office**

Vote For 1

	TOTAL	VOTE %	Election Day	Early Voting	Ballot By Mail	Provisional Ballots	Limited Ballots
REP Dawn Buckingham	1,068	51.30%	283	765	19	1	0
DEM Jay Kleberg	976	46.88%	236	719	20	1	0
GRN Alfred Molison, Jr	36	1.73%	16	19	1	0	0
Write-In Totals	3	0.14%	1	2	0	0	0
Total Votes Cast	2,082	100.00%	536	1,504	40	2	0
Overvotes	0		0	0	0	0	0
Undervotes	68		31	37	0	0	0
Contest Totals	2,150		567	1,541	40	2	0

**Commissioner of Agriculture**

Vote For 1

	TOTAL	VOTE %	Election Day	Early Voting	Ballot By Mail	Provisional Ballots	Limited Ballots
REP Sid Miller	1,079	51.85%	280	779	19	1	0
DEM Susan Hays	1,002	48.15%	257	723	21	1	0
Total Votes Cast	2,081	100.00%	537	1,502	40	2	0
Overvotes	0		0	0	0	0	0
Undervotes	69		30	39	0	0	0
Contest Totals	2,150		567	1,541	40	2	0

**Railroad Commissioner**

Vote For 1

	TOTAL	VOTE %	Election Day	Early Voting	Ballot By Mail	Provisional Ballots	Limited Ballots
REP Wayne Christian	1,046	50.02%	274	753	19	0	0
DEM Luke Warford	950	45.43%	233	696	20	1	0
LIB Jaime Andres Diez	68	3.25%	23	44	0	1	0
GRN Hunter Wayne Crow	27	1.29%	12	14	1	0	0
Total Votes Cast	2,091	100.00%	542	1,507	40	2	0
Overvotes	0		0	0	0	0	0
Undervotes	59		25	34	0	0	0
Contest Totals	2,150		567	1,541	40	2	0

**PCT 025**

**Justice, Supreme Court, Place 3**

Vote For 1

	TOTAL	VOTE %	Election Day	Early Voting	Ballot By Mail	Provisional Ballots	Limited Ballots
REP Debra Lehrmann	1,052	50.14%	274	758	19	1	0
DEM Erin A. Nowell	991	47.24%	250	720	20	1	0
LIB Thomas Edward Oxford	55	2.62%	21	33	1	0	0
Total Votes Cast	2,098	100.00%	545	1,511	40	2	0
Overvotes	0		0	0	0	0	0
Undervotes	52		22	30	0	0	0
Contest Totals	2,150		567	1,541	40	2	0

**Justice, Supreme Court, Place 5**

Vote For 1

	TOTAL	VOTE %	Election Day	Early Voting	Ballot By Mail	Provisional Ballots	Limited Ballots
REP Rebeca Huddle	1,083	51.74%	290	772	20	1	0
DEM Amanda Reichel	1,010	48.26%	255	734	20	1	0
Total Votes Cast	2,093	100.00%	545	1,506	40	2	0
Overvotes	0		0	0	0	0	0
Undervotes	57		22	35	0	0	0
Contest Totals	2,150		567	1,541	40	2	0

**Justice, Supreme Court, Place 9**

Vote For 1

	TOTAL	VOTE %	Election Day	Early Voting	Ballot By Mail	Provisional Ballots	Limited Ballots
REP Evan Young	1,074	51.36%	282	772	19	1	0
DEM Julia Maldonado	1,017	48.64%	263	732	21	1	0
Total Votes Cast	2,091	100.00%	545	1,504	40	2	0
Overvotes	0		0	0	0	0	0
Undervotes	59		22	37	0	0	0
Contest Totals	2,150		567	1,541	40	2	0

**Judge, Court of Criminal Appeals, Place 5**

Vote For 1

	TOTAL	VOTE %	Election Day	Early Voting	Ballot By Mail	Provisional Ballots	Limited Ballots
REP Scott Walker	1,065	51.20%	275	770	19	1	0
DEM Dana Huffman	1,015	48.80%	264	729	21	1	0
Total Votes Cast	2,080	100.00%	539	1,499	40	2	0
Overvotes	0		0	0	0	0	0
Undervotes	70		28	42	0	0	0
Contest Totals	2,150		567	1,541	40	2	0



**PCT 025**

**Judge, Court of Criminal Appeals, Place 6**

Vote For 1

	TOTAL	VOTE %		Election Day	Early Voting	Ballot By Mail	Provisional Ballots	Limited Ballots
REP Jesse F. McClure, III	1,080	52.17%		285	775	19	1	0
DEM Robert Johnson	990	47.83%		252	716	21	1	0
Total Votes Cast	2,070	100.00%		537	1,491	40	2	0
Overvotes	0			0	0	0	0	0
Undervotes	80			30	50	0	0	0
Contest Totals	2,150			567	1,541	40	2	0

**Member, State Board of Education, District 12 CCD**

Vote For 1

	TOTAL	VOTE %		Election Day	Early Voting	Ballot By Mail	Provisional Ballots	Limited Ballots
REP Pam Little	1,031	49.52%		261	751	18	1	0
DEM Alex Cornwallis	972	46.69%		250	701	20	1	0
LIB Christy Mowrey	77	3.70%		27	49	1	0	0
Write-In Totals	2	0.10%		1	0	1	0	0
Total Votes Cast	2,082	100.00%		539	1,501	40	2	0
Overvotes	0			0	0	0	0	0
Undervotes	68			28	40	0	0	0
Contest Totals	2,150			567	1,541	40	2	0

**State Senator, District 8**

Vote For 1

	TOTAL	VOTE %		Election Day	Early Voting	Ballot By Mail	Provisional Ballots	Limited Ballots
REP Angela Paxton	978	46.97%		259	700	18	1	0
DEM Jonathan Cocks	1,021	49.04%		256	744	20	1	0
LIB Edward Kless	83	3.99%		20	61	2	0	0
Total Votes Cast	2,082	100.00%		535	1,505	40	2	0
Overvotes	0			0	0	0	0	0
Undervotes	68			32	36	0	0	0
Contest Totals	2,150			567	1,541	40	2	0

**Justice, 5th Court of Appeals District, Place 4**

Vote For 1

	TOTAL	VOTE %		Election Day	Early Voting	Ballot By Mail	Provisional Ballots	Limited Ballots
REP Emily A. Miskel	1,070	51.87%		275	775	19	1	0
DEM Maricela Moore	993	48.13%		256	715	21	1	0
Total Votes Cast	2,063	100.00%		531	1,490	40	2	0
Overvotes	0			0	0	0	0	0
Undervotes	87			36	51	0	0	0
Contest Totals	2,150			567	1,541	40	2	0

## PCT 025

### Justice, 5th Court of Appeals District, Place 7

Vote For 1

	TOTAL	VOTE %	Election Day	Early Voting	Ballot By Mail	Provisional Ballots	Limited Ballots
REP Kristina Williams	1,067	51.67%	280	768	18	1	0
DEM Nancy Kennedy	998	48.33%	255	721	21	1	0
Total Votes Cast	2,065	100.00%	535	1,489	39	2	0
Overvotes	0		0	0	0	0	0
Undervotes	85		32	52	1	0	0
Contest Totals	2,150		567	1,541	40	2	0

### County Judge CCD

Vote For 1

	TOTAL	VOTE %	Election Day	Early Voting	Ballot By Mail	Provisional Ballots	Limited Ballots
REP Chris Hill	1,071	51.52%	276	776	18	1	0
DEM Joshua Murray	1,008	48.48%	264	722	21	1	0
Total Votes Cast	2,079	100.00%	540	1,498	39	2	0
Overvotes	0		0	0	0	0	0
Undervotes	71		27	43	1	0	0
Contest Totals	2,150		567	1,541	40	2	0

### District Clerk CCD

Vote For 1

	TOTAL	VOTE %	Election Day	Early Voting	Ballot By Mail	Provisional Ballots	Limited Ballots
REP Mike Gould	1,076	52.39%	279	778	18	1	0
DEM David Brignac	978	47.61%	250	706	21	1	0
Total Votes Cast	2,054	100.00%	529	1,484	39	2	0
Overvotes	0		0	0	0	0	0
Undervotes	96		38	57	1	0	0
Contest Totals	2,150		567	1,541	40	2	0

### Justice of the Peace, Precinct 3

Vote For 1

	TOTAL	VOTE %	Election Day	Early Voting	Ballot By Mail	Provisional Ballots	Limited Ballots
REP Mike Missildine	1,081	52.40%	277	785	18	1	0
DEM Irvin Lynn Barrett	982	47.60%	255	705	21	1	0
Total Votes Cast	2,063	100.00%	532	1,490	39	2	0
Overvotes	0		0	0	0	0	0
Undervotes	87		35	51	1	0	0
Contest Totals	2,150		567	1,541	40	2	0

## PCT 025

### Murphy, City of - Proposition A

Vote For 1

	TOTAL	VOTE %	Election Day	Early Voting	Ballot By Mail	Provisional Ballots	Limited Ballots
For	1,798	90.40%	471	1,302	24	1	0
Against	191	9.60%	47	138	6	0	0
Total Votes Cast	1,989	100.00%	518	1,440	30	1	0
Overvotes	0		0	0	0	0	0
Undervotes	161		49	101	10	1	0
Contest Totals	2,150		567	1,541	40	2	0

### Murphy, City of - Proposition B

Vote For 1

	TOTAL	VOTE %	Election Day	Early Voting	Ballot By Mail	Provisional Ballots	Limited Ballots
For	1,039	53.45%	251	776	12	0	0
Against	905	46.55%	246	641	17	1	0
Total Votes Cast	1,944	100.00%	497	1,417	29	1	0
Overvotes	0		0	0	0	0	0
Undervotes	206		70	124	11	1	0
Contest Totals	2,150		567	1,541	40	2	0

### Murphy, City of - Proposition C

Vote For 1

	TOTAL	VOTE %	Election Day	Early Voting	Ballot By Mail	Provisional Ballots	Limited Ballots
For	1,492	79.45%	367	1,108	17	0	0
Against	386	20.55%	105	269	11	1	0
Total Votes Cast	1,878	100.00%	472	1,377	28	1	0
Overvotes	0		0	0	0	0	0
Undervotes	272		95	164	12	1	0
Contest Totals	2,150		567	1,541	40	2	0

### Murphy, City of - Proposition D

Vote For 1

	TOTAL	VOTE %	Election Day	Early Voting	Ballot By Mail	Provisional Ballots	Limited Ballots
For	1,362	74.51%	345	1,001	15	1	0
Against	466	25.49%	119	336	11	0	0
Total Votes Cast	1,828	100.00%	464	1,337	26	1	0
Overvotes	0		0	0	0	0	0
Undervotes	322		103	204	14	1	0
Contest Totals	2,150		567	1,541	40	2	0

**PCT 025**

**Murphy, City of - Proposition E**

Vote For 1

	TOTAL	VOTE %	Election Day	Early Voting	Ballot By Mail	Provisional Ballots	Limited Ballots
For	1,607	85.52%	417	1,164	25	1	0
Against	272	14.48%	59	210	3	0	0
Total Votes Cast	1,879	100.00%	476	1,374	28	1	0
Overvotes	0		0	0	0	0	0
Undervotes	271		91	167	12	1	0
Contest Totals	2,150		567	1,541	40	2	0

**Murphy, City of - Proposition F**

Vote For 1

	TOTAL	VOTE %	Election Day	Early Voting	Ballot By Mail	Provisional Ballots	Limited Ballots
For	1,767	94.09%	448	1,291	27	1	0
Against	111	5.91%	34	76	1	0	0
Total Votes Cast	1,878	100.00%	482	1,367	28	1	0
Overvotes	0		0	0	0	0	0
Undervotes	272		85	174	12	1	0
Contest Totals	2,150		567	1,541	40	2	0

**Murphy, City of - Proposition G**

Vote For 1

	TOTAL	VOTE %	Election Day	Early Voting	Ballot By Mail	Provisional Ballots	Limited Ballots
For	1,410	76.92%	356	1,037	16	1	0
Against	423	23.08%	107	307	9	0	0
Total Votes Cast	1,833	100.00%	463	1,344	25	1	0
Overvotes	0		0	0	0	0	0
Undervotes	317		104	197	15	1	0
Contest Totals	2,150		567	1,541	40	2	0

**Murphy, City of - Proposition H**

Vote For 1

	TOTAL	VOTE %	Election Day	Early Voting	Ballot By Mail	Provisional Ballots	Limited Ballots
For	1,267	74.35%	331	920	15	1	0
Against	437	25.65%	98	331	8	0	0
Total Votes Cast	1,704	100.00%	429	1,251	23	1	0
Overvotes	0		0	0	0	0	0
Undervotes	446		138	290	17	1	0
Contest Totals	2,150		567	1,541	40	2	0

**PCT 025**

**Murphy, City of - Proposition I**

Vote For 1

	TOTAL	VOTE %	Election Day	Early Voting	Ballot By Mail	Provisional Ballots	Limited Ballots
For	1,713	92.64%	433	1,256	23	1	0
Against	136	7.36%	38	95	3	0	0
Total Votes Cast	1,849	100.00%	471	1,351	26	1	0
Overvotes	0		0	0	0	0	0
Undervotes	301		96	190	14	1	0
Contest Totals	2,150		567	1,541	40	2	0

**Murphy, City of - Proposition J**

Vote For 1

	TOTAL	VOTE %	Election Day	Early Voting	Ballot By Mail	Provisional Ballots	Limited Ballots
For	1,663	91.27%	412	1,225	25	1	0
Against	159	8.73%	48	109	2	0	0
Total Votes Cast	1,822	100.00%	460	1,334	27	1	0
Overvotes	0		0	0	0	0	0
Undervotes	328		107	207	13	1	0
Contest Totals	2,150		567	1,541	40	2	0

**Murphy, City of - Proposition K**

Vote For 1

	TOTAL	VOTE %	Election Day	Early Voting	Ballot By Mail	Provisional Ballots	Limited Ballots
For	1,455	80.88%	354	1,083	17	1	0
Against	344	19.12%	97	236	11	0	0
Total Votes Cast	1,799	100.00%	451	1,319	28	1	0
Overvotes	0		0	0	0	0	0
Undervotes	351		116	222	12	1	0
Contest Totals	2,150		567	1,541	40	2	0

**Murphy, City of - Proposition L**

Vote For 1

	TOTAL	VOTE %	Election Day	Early Voting	Ballot By Mail	Provisional Ballots	Limited Ballots
For	1,589	89.72%	402	1,166	20	1	0
Against	182	10.28%	50	130	2	0	0
Total Votes Cast	1,771	100.00%	452	1,296	22	1	0
Overvotes	0		0	0	0	0	0
Undervotes	379		115	245	18	1	0
Contest Totals	2,150		567	1,541	40	2	0

**PCT 025**

**Murphy, City of - Proposition M**

Vote For 1

	TOTAL	VOTE %	Election Day	Early Voting	Ballot By Mail	Provisional Ballots	Limited Ballots
For	1,497	82.75%	379	1,094	23	1	0
Against	312	17.25%	75	233	4	0	0
Total Votes Cast	1,809	100.00%	454	1,327	27	1	0
Overvotes	0		0	0	0	0	0
Undervotes	341		113	214	13	1	0
Contest Totals	2,150		567	1,541	40	2	0

**Murphy, City of - Proposition N**

Vote For 1

	TOTAL	VOTE %	Election Day	Early Voting	Ballot By Mail	Provisional Ballots	Limited Ballots
For	1,263	72.67%	321	922	19	1	0
Against	475	27.33%	117	352	6	0	0
Total Votes Cast	1,738	100.00%	438	1,274	25	1	0
Overvotes	0		0	0	0	0	0
Undervotes	412		129	267	15	1	0
Contest Totals	2,150		567	1,541	40	2	0

**Murphy, City of - Proposition O**

Vote For 1

	TOTAL	VOTE %	Election Day	Early Voting	Ballot By Mail	Provisional Ballots	Limited Ballots
For	1,634	90.63%	407	1,200	26	1	0
Against	169	9.37%	52	116	1	0	0
Total Votes Cast	1,803	100.00%	459	1,316	27	1	0
Overvotes	0		0	0	0	0	0
Undervotes	347		108	225	13	1	0
Contest Totals	2,150		567	1,541	40	2	0

**Plano ISD - Proposition A**

Vote For 1

	TOTAL	VOTE %	Election Day	Early Voting	Ballot By Mail	Provisional Ballots	Limited Ballots
For	885	46.12%	231	639	15	0	0
Against	1,034	53.88%	265	751	17	1	0
Total Votes Cast	1,919	100.00%	496	1,390	32	1	0
Overvotes	0		0	0	0	0	0
Undervotes	231		71	151	8	1	0
Contest Totals	2,150		567	1,541	40	2	0

## PCT 025

### Plano ISD - Proposition B

Vote For 1

	TOTAL	VOTE %		Election Day	Early Voting	Ballot By Mail	Provisional Ballots	Limited Ballots
For	920	47.87%	<div style="width: 47.87%;"><div style="width: 47.87%;"></div></div>	236	669	15	0	0
Against	1,002	52.13%	<div style="width: 52.13%;"><div style="width: 52.13%;"></div></div>	256	728	17	1	0
Total Votes Cast	1,922	100.00%	<div style="width: 100.00%;"><div style="width: 100.00%;"></div></div>	492	1,397	32	1	0
Overvotes	0			0	0	0	0	0
Undervotes	228			75	144	8	1	0
Contest Totals	2,150			567	1,541	40	2	0

### Plano ISD - Proposition C

Vote For 1

	TOTAL	VOTE %		Election Day	Early Voting	Ballot By Mail	Provisional Ballots	Limited Ballots
For	938	48.93%	<div style="width: 48.93%;"><div style="width: 48.93%;"></div></div>	241	683	14	0	0
Against	979	51.07%	<div style="width: 51.07%;"><div style="width: 51.07%;"></div></div>	252	709	17	1	0
Total Votes Cast	1,917	100.00%	<div style="width: 100.00%;"><div style="width: 100.00%;"></div></div>	493	1,392	31	1	0
Overvotes	0			0	0	0	0	0
Undervotes	233			74	149	9	1	0
Contest Totals	2,150			567	1,541	40	2	0

### Plano ISD - Proposition D

Vote For 1

	TOTAL	VOTE %		Election Day	Early Voting	Ballot By Mail	Provisional Ballots	Limited Ballots
For	792	41.36%	<div style="width: 41.36%;"><div style="width: 41.36%;"></div></div>	209	570	13	0	0
Against	1,123	58.64%	<div style="width: 58.64%;"><div style="width: 58.64%;"></div></div>	286	818	18	1	0
Total Votes Cast	1,915	100.00%	<div style="width: 100.00%;"><div style="width: 100.00%;"></div></div>	495	1,388	31	1	0
Overvotes	0			0	0	0	0	0
Undervotes	235			72	153	9	1	0
Contest Totals	2,150			567	1,541	40	2	0

### Plano ISD - Proposition E

Vote For 1

	TOTAL	VOTE %		Election Day	Early Voting	Ballot By Mail	Provisional Ballots	Limited Ballots
For	776	40.63%	<div style="width: 40.63%;"><div style="width: 40.63%;"></div></div>	200	564	12	0	0
Against	1,134	59.37%	<div style="width: 59.37%;"><div style="width: 59.37%;"></div></div>	291	822	20	1	0
Total Votes Cast	1,910	100.00%	<div style="width: 100.00%;"><div style="width: 100.00%;"></div></div>	491	1,386	32	1	0
Overvotes	0			0	0	0	0	0
Undervotes	240			76	155	8	1	0
Contest Totals	2,150			567	1,541	40	2	0

## PCT 026

### U. S. Representative, District 32

Vote For 1

	TOTAL	VOTE %		Election Day	Early Voting	Ballot By Mail	Provisional Ballots	Limited Ballots
REP Antonio Swad	279	50.09%	<div style="width: 50.09%;"><div style="width: 50.09%;"></div></div>	88	181	10	0	0
DEM Colin Allred	278	49.91%	<div style="width: 49.91%;"><div style="width: 49.91%;"></div></div>	88	173	16	1	0
Total Votes Cast	557	100.00%	<div style="width: 100.00%;"><div style="width: 100.00%;"></div></div>	176	354	26	1	0
Overvotes	0			0	0	0	0	0
Undervotes	11			4	7	0	0	0
Contest Totals	568			180	361	26	1	0

### Governor

Vote For 1

	TOTAL	VOTE %		Election Day	Early Voting	Ballot By Mail	Provisional Ballots	Limited Ballots
REP Greg Abbott	272	48.06%	<div style="width: 48.06%;"><div style="width: 48.06%;"></div></div>	81	180	11	0	0
DEM Beto O'Rourke	284	50.18%	<div style="width: 50.18%;"><div style="width: 50.18%;"></div></div>	94	175	14	1	0
LIB Mark Tippetts	10	1.77%	<div style="width: 1.77%;"><div style="width: 1.77%;"></div></div>	4	6	0	0	0
GRN Delilah Barrios	0	0.00%	<div style="width: 0.00%;"><div style="width: 0.00%;"></div></div>	0	0	0	0	0
Write-In Totals	0	0.00%	<div style="width: 0.00%;"><div style="width: 0.00%;"></div></div>	0	0	0	0	0
Total Votes Cast	566	100.00%	<div style="width: 100.00%;"><div style="width: 100.00%;"></div></div>	179	361	25	1	0
Overvotes	0			0	0	0	0	0
Undervotes	2			1	0	1	0	0
Contest Totals	568			180	361	26	1	0

### Lieutenant Governor

Vote For 1

	TOTAL	VOTE %		Election Day	Early Voting	Ballot By Mail	Provisional Ballots	Limited Ballots
REP Dan Patrick	272	48.31%	<div style="width: 48.31%;"><div style="width: 48.31%;"></div></div>	84	177	11	0	0
DEM Mike Collier	270	47.96%	<div style="width: 47.96%;"><div style="width: 47.96%;"></div></div>	82	172	15	1	0
LIB Shanna Steele	21	3.73%	<div style="width: 3.73%;"><div style="width: 3.73%;"></div></div>	11	10	0	0	0
Total Votes Cast	563	100.00%	<div style="width: 100.00%;"><div style="width: 100.00%;"></div></div>	177	359	26	1	0
Overvotes	0			0	0	0	0	0
Undervotes	5			3	2	0	0	0
Contest Totals	568			180	361	26	1	0

### Attorney General

Vote For 1

	TOTAL	VOTE %		Election Day	Early Voting	Ballot By Mail	Provisional Ballots	Limited Ballots
REP Ken Paxton	256	45.88%	<div style="width: 45.88%;"><div style="width: 45.88%;"></div></div>	77	172	7	0	0
DEM Rochelle Mercedes Garza	274	49.10%	<div style="width: 49.10%;"><div style="width: 49.10%;"></div></div>	88	169	16	1	0
LIB Mark Ash	28	5.02%	<div style="width: 5.02%;"><div style="width: 5.02%;"></div></div>	11	17	0	0	0
Total Votes Cast	558	100.00%	<div style="width: 100.00%;"><div style="width: 100.00%;"></div></div>	176	358	23	1	0
Overvotes	0			0	0	0	0	0
Undervotes	10			4	3	3	0	0
Contest Totals	568			180	361	26	1	0



**PCT 026**

**Comptroller of Public Accounts**

Vote For 1

	TOTAL	VOTE %		Election Day	Early Voting	Ballot By Mail	Provisional Ballots	Limited Ballots
REP Glenn Hegar	286	51.35%		90	185	11	0	0
DEM Janet T. Dudding	252	45.24%		75	161	15	1	0
LIB V. Alonzo Echevarria-Garza	19	3.41%		9	10	0	0	0
Total Votes Cast	557	100.00%		174	356	26	1	0
Overvotes	0			0	0	0	0	0
Undervotes	11			6	5	0	0	0
Contest Totals	568			180	361	26	1	0

**Commissioner of the General Land Office**

Vote For 1

	TOTAL	VOTE %		Election Day	Early Voting	Ballot By Mail	Provisional Ballots	Limited Ballots
REP Dawn Buckingham	285	51.44%		87	187	11	0	0
DEM Jay Kleberg	255	46.03%		80	159	15	1	0
GRN Alfred Molison, Jr	13	2.35%		8	5	0	0	0
Write-In Totals	1	0.18%		0	1	0	0	0
Total Votes Cast	554	100.00%		175	352	26	1	0
Overvotes	0			0	0	0	0	0
Undervotes	14			5	9	0	0	0
Contest Totals	568			180	361	26	1	0

**Commissioner of Agriculture**

Vote For 1

	TOTAL	VOTE %		Election Day	Early Voting	Ballot By Mail	Provisional Ballots	Limited Ballots
REP Sid Miller	281	51.09%		86	184	11	0	0
DEM Susan Hays	269	48.91%		85	169	14	1	0
Total Votes Cast	550	100.00%		171	353	25	1	0
Overvotes	0			0	0	0	0	0
Undervotes	18			9	8	1	0	0
Contest Totals	568			180	361	26	1	0

**Railroad Commissioner**

Vote For 1

	TOTAL	VOTE %		Election Day	Early Voting	Ballot By Mail	Provisional Ballots	Limited Ballots
REP Wayne Christian	276	49.82%		84	181	11	0	0
DEM Luke Warford	250	45.13%		77	157	15	1	0
LIB Jaime Andres Diez	22	3.97%		9	13	0	0	0
GRN Hunter Wayne Crow	6	1.08%		3	3	0	0	0
Total Votes Cast	554	100.00%		173	354	26	1	0
Overvotes	0			0	0	0	0	0
Undervotes	14			7	7	0	0	0
Contest Totals	568			180	361	26	1	0

## PCT 026

### Justice, Supreme Court, Place 3

Vote For 1

	TOTAL	VOTE %		Election Day	Early Voting	Ballot By Mail	Provisional Ballots	Limited Ballots
REP Debra Lehrmann	279	50.36%	<div style="width: 50.36%;"><div style="width: 50.36%;"></div></div>	82	185	12	0	0
DEM Erin A. Nowell	254	45.85%	<div style="width: 45.85%;"><div style="width: 45.85%;"></div></div>	83	157	13	1	0
LIB Thomas Edward Oxford	21	3.79%	<div style="width: 3.79%;"><div style="width: 3.79%;"></div></div>	10	11	0	0	0
Total Votes Cast	554	100.00%	<div style="width: 100.00%;"><div style="width: 100.00%;"></div></div>	175	353	25	1	0
Overvotes	0			0	0	0	0	0
Undervotes	14			5	8	1	0	0
Contest Totals	568			180	361	26	1	0

### Justice, Supreme Court, Place 5

Vote For 1

	TOTAL	VOTE %		Election Day	Early Voting	Ballot By Mail	Provisional Ballots	Limited Ballots
REP Rebeca Huddle	291	52.91%	<div style="width: 52.91%;"><div style="width: 52.91%;"></div></div>	88	192	11	0	0
DEM Amanda Reichel	259	47.09%	<div style="width: 47.09%;"><div style="width: 47.09%;"></div></div>	84	160	14	1	0
Total Votes Cast	550	100.00%	<div style="width: 100.00%;"><div style="width: 100.00%;"></div></div>	172	352	25	1	0
Overvotes	0			0	0	0	0	0
Undervotes	18			8	9	1	0	0
Contest Totals	568			180	361	26	1	0

### Justice, Supreme Court, Place 9

Vote For 1

	TOTAL	VOTE %		Election Day	Early Voting	Ballot By Mail	Provisional Ballots	Limited Ballots
REP Evan Young	282	51.55%	<div style="width: 51.55%;"><div style="width: 51.55%;"></div></div>	84	187	11	0	0
DEM Julia Maldonado	265	48.45%	<div style="width: 48.45%;"><div style="width: 48.45%;"></div></div>	85	165	14	1	0
Total Votes Cast	547	100.00%	<div style="width: 100.00%;"><div style="width: 100.00%;"></div></div>	169	352	25	1	0
Overvotes	0			0	0	0	0	0
Undervotes	21			11	9	1	0	0
Contest Totals	568			180	361	26	1	0

### Judge, Court of Criminal Appeals, Place 5

Vote For 1

	TOTAL	VOTE %		Election Day	Early Voting	Ballot By Mail	Provisional Ballots	Limited Ballots
REP Scott Walker	280	51.28%	<div style="width: 51.28%;"><div style="width: 51.28%;"></div></div>	83	186	11	0	0
DEM Dana Huffman	266	48.72%	<div style="width: 48.72%;"><div style="width: 48.72%;"></div></div>	84	167	14	1	0
Total Votes Cast	546	100.00%	<div style="width: 100.00%;"><div style="width: 100.00%;"></div></div>	167	353	25	1	0
Overvotes	0			0	0	0	0	0
Undervotes	22			13	8	1	0	0
Contest Totals	568			180	361	26	1	0

**PCT 026**

**Judge, Court of Criminal Appeals, Place 6**

Vote For 1

	TOTAL	VOTE %		Election Day	Early Voting	Ballot By Mail	Provisional Ballots	Limited Ballots
REP Jesse F. McClure, III	282	51.74%	<div style="width: 51.74%;"><div style="width: 51.74%;"></div></div>	84	187	11	0	0
DEM Robert Johnson	263	48.26%	<div style="width: 48.26%;"><div style="width: 48.26%;"></div></div>	83	165	14	1	0
Total Votes Cast	545	100.00%	<div style="width: 100.00%;"><div style="width: 100.00%;"></div></div>	167	352	25	1	0
Overvotes	0			0	0	0	0	0
Undervotes	23			13	9	1	0	0
Contest Totals	568			180	361	26	1	0

**Member, State Board of Education, District 12 CCD**

Vote For 1

	TOTAL	VOTE %		Election Day	Early Voting	Ballot By Mail	Provisional Ballots	Limited Ballots
REP Pam Little	273	49.82%	<div style="width: 49.82%;"><div style="width: 49.82%;"></div></div>	81	181	11	0	0
DEM Alex Cornwallis	250	45.62%	<div style="width: 45.62%;"><div style="width: 45.62%;"></div></div>	77	158	14	1	0
LIB Christy Mowrey	25	4.56%	<div style="width: 4.56%;"><div style="width: 4.56%;"></div></div>	10	15	0	0	0
Write-In Totals	0	0.00%	<div style="width: 0.00%;"><div style="width: 0.00%;"></div></div>	0	0	0	0	0
Total Votes Cast	548	100.00%	<div style="width: 100.00%;"><div style="width: 100.00%;"></div></div>	168	354	25	1	0
Overvotes	0			0	0	0	0	0
Undervotes	20			12	7	1	0	0
Contest Totals	568			180	361	26	1	0

**State Senator, District 8**

Vote For 1

	TOTAL	VOTE %		Election Day	Early Voting	Ballot By Mail	Provisional Ballots	Limited Ballots
REP Angela Paxton	262	47.38%	<div style="width: 47.38%;"><div style="width: 47.38%;"></div></div>	80	173	9	0	0
DEM Jonathan Cocks	266	48.10%	<div style="width: 48.10%;"><div style="width: 48.10%;"></div></div>	83	167	15	1	0
LIB Edward Kless	25	4.52%	<div style="width: 4.52%;"><div style="width: 4.52%;"></div></div>	8	17	0	0	0
Total Votes Cast	553	100.00%	<div style="width: 100.00%;"><div style="width: 100.00%;"></div></div>	171	357	24	1	0
Overvotes	0			0	0	0	0	0
Undervotes	15			9	4	2	0	0
Contest Totals	568			180	361	26	1	0

**State Representative, District 70**

Vote For 1

	TOTAL	VOTE %		Election Day	Early Voting	Ballot By Mail	Provisional Ballots	Limited Ballots
REP Jamee Jolly	278	50.92%	<div style="width: 50.92%;"><div style="width: 50.92%;"></div></div>	85	181	12	0	0
DEM Mihaela Elizabeth Plesa	268	49.08%	<div style="width: 49.08%;"><div style="width: 49.08%;"></div></div>	84	170	13	1	0
Total Votes Cast	546	100.00%	<div style="width: 100.00%;"><div style="width: 100.00%;"></div></div>	169	351	25	1	0
Overvotes	0			0	0	0	0	0
Undervotes	22			11	10	1	0	0
Contest Totals	568			180	361	26	1	0

## PCT 026

### Justice, 5th Court of Appeals District, Place 4

Vote For 1

	TOTAL	VOTE %		Election Day	Early Voting	Ballot By Mail	Provisional Ballots	Limited Ballots
REP Emily A. Miskel	278	51.39%	<div style="width: 51.39%;"><div style="width: 51.39%;"></div></div>	81	188	9	0	0
DEM Maricela Moore	263	48.61%	<div style="width: 48.61%;"><div style="width: 48.61%;"></div></div>	85	163	14	1	0
Total Votes Cast	541	100.00%	<div style="width: 100.00%;"><div style="width: 100.00%;"></div></div>	166	351	23	1	0
Overvotes	0			0	0	0	0	0
Undervotes	27			14	10	3	0	0
Contest Totals	568			180	361	26	1	0

### Justice, 5th Court of Appeals District, Place 7

Vote For 1

	TOTAL	VOTE %		Election Day	Early Voting	Ballot By Mail	Provisional Ballots	Limited Ballots
REP Kristina Williams	281	51.75%	<div style="width: 51.75%;"><div style="width: 51.75%;"></div></div>	85	185	11	0	0
DEM Nancy Kennedy	262	48.25%	<div style="width: 48.25%;"><div style="width: 48.25%;"></div></div>	83	164	14	1	0
Total Votes Cast	543	100.00%	<div style="width: 100.00%;"><div style="width: 100.00%;"></div></div>	168	349	25	1	0
Overvotes	0			0	0	0	0	0
Undervotes	25			12	12	1	0	0
Contest Totals	568			180	361	26	1	0

### County Judge CCD

Vote For 1

	TOTAL	VOTE %		Election Day	Early Voting	Ballot By Mail	Provisional Ballots	Limited Ballots
REP Chris Hill	284	51.92%	<div style="width: 51.92%;"><div style="width: 51.92%;"></div></div>	87	187	10	0	0
DEM Joshua Murray	263	48.08%	<div style="width: 48.08%;"><div style="width: 48.08%;"></div></div>	82	165	15	1	0
Total Votes Cast	547	100.00%	<div style="width: 100.00%;"><div style="width: 100.00%;"></div></div>	169	352	25	1	0
Overvotes	0			0	0	0	0	0
Undervotes	21			11	9	1	0	0
Contest Totals	568			180	361	26	1	0

### District Clerk CCD

Vote For 1

	TOTAL	VOTE %		Election Day	Early Voting	Ballot By Mail	Provisional Ballots	Limited Ballots
REP Mike Gould	288	53.14%	<div style="width: 53.14%;"><div style="width: 53.14%;"></div></div>	89	188	11	0	0
DEM David Brignac	254	46.86%	<div style="width: 46.86%;"><div style="width: 46.86%;"></div></div>	77	163	13	1	0
Total Votes Cast	542	100.00%	<div style="width: 100.00%;"><div style="width: 100.00%;"></div></div>	166	351	24	1	0
Overvotes	0			0	0	0	0	0
Undervotes	26			14	10	2	0	0
Contest Totals	568			180	361	26	1	0

## PCT 026

### County Commissioner, Precinct 4

Vote For 1

	TOTAL	VOTE %		Election Day	Early Voting	Ballot By Mail	Provisional Ballots	Limited Ballots
REP Duncan Webb	280	52.24%	<div style="width: 52.24%;"><div style="width: 52.24%;"></div></div>	85	185	10	0	0
DEM Jeffrey Williams	256	47.76%	<div style="width: 47.76%;"><div style="width: 47.76%;"></div></div>	80	162	13	1	0
Total Votes Cast	536	100.00%	<div style="width: 100.00%;"><div style="width: 100.00%;"></div></div>	165	347	23	1	0
Overvotes	0			0	0	0	0	0
Undervotes	32			15	14	3	0	0
Contest Totals	568			180	361	26	1	0

### Justice of the Peace, Precinct 3

Vote For 1

	TOTAL	VOTE %		Election Day	Early Voting	Ballot By Mail	Provisional Ballots	Limited Ballots
REP Mike Missildine	279	51.76%	<div style="width: 51.76%;"><div style="width: 51.76%;"></div></div>	85	183	11	0	0
DEM Irvin Lynn Barrett	260	48.24%	<div style="width: 48.24%;"><div style="width: 48.24%;"></div></div>	82	164	13	1	0
Total Votes Cast	539	100.00%	<div style="width: 100.00%;"><div style="width: 100.00%;"></div></div>	167	347	24	1	0
Overvotes	0			0	0	0	0	0
Undervotes	29			13	14	2	0	0
Contest Totals	568			180	361	26	1	0

### Plano ISD - Proposition A

Vote For 1

	TOTAL	VOTE %		Election Day	Early Voting	Ballot By Mail	Provisional Ballots	Limited Ballots
For	263	50.97%	<div style="width: 50.97%;"><div style="width: 50.97%;"></div></div>	88	160	15	0	0
Against	253	49.03%	<div style="width: 49.03%;"><div style="width: 49.03%;"></div></div>	75	171	6	1	0
Total Votes Cast	516	100.00%	<div style="width: 100.00%;"><div style="width: 100.00%;"></div></div>	163	331	21	1	0
Overvotes	0			0	0	0	0	0
Undervotes	52			17	30	5	0	0
Contest Totals	568			180	361	26	1	0

### Plano ISD - Proposition B




Vote For 1

	TOTAL	VOTE %		Election Day	Early Voting	Ballot By Mail	Provisional Ballots	Limited Ballots
For	299	57.06%	<div style="width: 57.06%;"><div style="width: 57.06%;"></div></div>	100	182	16	1	0
Against	225	42.94%	<div style="width: 42.94%;"><div style="width: 42.94%;"></div></div>	66	152	7	0	0
Total Votes Cast	524	100.00%	<div style="width: 100.00%;"><div style="width: 100.00%;"></div></div>	166	334	23	1	0
Overvotes	0			0	0	0	0	0
Undervotes	44			14	27	3	0	0
Contest Totals	568			180	361	26	1	0

## PCT 026




### Plano ISD - Proposition C

Vote For 1

	TOTAL	VOTE %		Election Day	Early Voting	Ballot By Mail	Provisional Ballots	Limited Ballots
For	302	57.85%		104	183	15	0	0
Against	220	42.15%		62	151	6	1	0
Total Votes Cast	522	100.00%		166	334	21	1	0
Overvotes	0			0	0	0	0	0
Undervotes	46			14	27	5	0	0
Contest Totals	568			180	361	26	1	0




### Plano ISD - Proposition D

Vote For 1

	TOTAL	VOTE %		Election Day	Early Voting	Ballot By Mail	Provisional Ballots	Limited Ballots
For	255	49.32%		87	160	8	0	0
Against	262	50.68%		77	173	11	1	0
Total Votes Cast	517	100.00%		164	333	19	1	0
Overvotes	0			0	0	0	0	0
Undervotes	51			16	28	7	0	0
Contest Totals	568			180	361	26	1	0

### Plano ISD - Proposition E

Vote For 1

	TOTAL	VOTE %		Election Day	Early Voting	Ballot By Mail	Provisional Ballots	Limited Ballots
For	220	42.80%		75	136	8	1	0
Against	294	57.20%		87	196	11	0	0
Total Votes Cast	514	100.00%		162	332	19	1	0
Overvotes	0			0	0	0	0	0
Undervotes	54			18	29	7	0	0
Contest Totals	568			180	361	26	1	0

## PCT 027

### U. S. Representative District 3

Vote For 1

	TOTAL	VOTE %	Election Day	Early Voting	Ballot By Mail	Provisional Ballots	Limited Ballots
REP Keith Self	729	56.38%	185	529	15	0	0
DEM Sandeep Srivastava	531	41.07%	135	385	9	2	0
LIB Christopher Claytor	33	2.55%	11	22	0	0	0
Total Votes Cast	1,293	100.00%	331	936	24	2	0
Overvotes	0		0	0	0	0	0
Undervotes	24		9	15	0	0	0
Contest Totals	1,317		340	951	24	2	0

### Governor

Vote For 1

	TOTAL	VOTE %	Election Day	Early Voting	Ballot By Mail	Provisional Ballots	Limited Ballots
REP Greg Abbott	729	55.52%	184	528	17	0	0
DEM Beto O'Rourke	565	43.03%	149	407	7	2	0
LIB Mark Tippetts	17	1.29%	6	11	0	0	0
GRN Delilah Barrios	1	0.08%	1	0	0	0	0
Write-In Totals	1	0.08%	0	1	0	0	0
Total Votes Cast	1,313	100.00%	340	947	24	2	0
Overvotes	0		0	0	0	0	0
Undervotes	4		0	4	0	0	0
Contest Totals	1,317		340	951	24	2	0

### Lieutenant Governor

Vote For 1

	TOTAL	VOTE %	Election Day	Early Voting	Ballot By Mail	Provisional Ballots	Limited Ballots
REP Dan Patrick	709	54.75%	179	516	14	0	0
DEM Mike Collier	551	42.55%	134	405	10	2	0
LIB Shanna Steele	35	2.70%	19	16	0	0	0
Total Votes Cast	1,295	100.00%	332	937	24	2	0
Overvotes	0		0	0	0	0	0
Undervotes	22		8	14	0	0	0
Contest Totals	1,317		340	951	24	2	0

### Attorney General

Vote For 1

	TOTAL	VOTE %	Election Day	Early Voting	Ballot By Mail	Provisional Ballots	Limited Ballots
REP Ken Paxton	699	54.06%	175	510	14	0	0
DEM Rochelle Mercedes Garza	543	42.00%	135	396	10	2	0
LIB Mark Ash	51	3.94%	21	30	0	0	0
Total Votes Cast	1,293	100.00%	331	936	24	2	0
Overvotes	0		0	0	0	0	0
Undervotes	24		9	15	0	0	0
Contest Totals	1,317		340	951	24	2	0

**PCT 027**

**Comptroller of Public Accounts**

Vote For 1

	TOTAL	VOTE %	Election Day	Early Voting	Ballot By Mail	Provisional Ballots	Limited Ballots
REP Glenn Hegar	734	57.03%	183	534	17	0	0
DEM Janet T. Dudding	520	40.40%	133	379	7	1	0
LIB V. Alonzo Echevarria-Garza	33	2.56%	14	18	0	1	0
Total Votes Cast	1,287	100.00%	330	931	24	2	0
Overvotes	0		0	0	0	0	0
Undervotes	30		10	20	0	0	0
Contest Totals	1,317		340	951	24	2	0

**Commissioner of the General Land Office**

Vote For 1

	TOTAL	VOTE %	Election Day	Early Voting	Ballot By Mail	Provisional Ballots	Limited Ballots
REP Dawn Buckingham	740	57.72%	190	534	16	0	0
DEM Jay Kleberg	518	40.41%	131	379	7	1	0
GRN Alfred Molison, Jr	24	1.87%	10	13	0	1	0
Write-In Totals	0	0.00%	0	0	0	0	0
Total Votes Cast	1,282	100.00%	331	926	23	2	0
Overvotes	0		0	0	0	0	0
Undervotes	35		9	25	1	0	0
Contest Totals	1,317		340	951	24	2	0

**Commissioner of Agriculture**

Vote For 1

	TOTAL	VOTE %	Election Day	Early Voting	Ballot By Mail	Provisional Ballots	Limited Ballots
REP Sid Miller	740	57.45%	191	535	14	0	0
DEM Susan Hays	548	42.55%	141	396	9	2	0
Total Votes Cast	1,288	100.00%	332	931	23	2	0
Overvotes	0		0	0	0	0	0
Undervotes	29		8	20	1	0	0
Contest Totals	1,317		340	951	24	2	0

**Railroad Commissioner**

Vote For 1

	TOTAL	VOTE %	Election Day	Early Voting	Ballot By Mail	Provisional Ballots	Limited Ballots
REP Wayne Christian	714	55.87%	181	517	16	0	0
DEM Luke Warford	512	40.06%	127	377	7	1	0
LIB Jaime Andres Diez	42	3.29%	17	24	0	1	0
GRN Hunter Wayne Crow	10	0.78%	5	5	0	0	0
Total Votes Cast	1,278	100.00%	330	923	23	2	0
Overvotes	0		0	0	0	0	0
Undervotes	39		10	28	1	0	0
Contest Totals	1,317		340	951	24	2	0



**PCT 027**

**Justice, Supreme Court, Place 3**

Vote For 1

	TOTAL	VOTE %	Election Day	Early Voting	Ballot By Mail	Provisional Ballots	Limited Ballots
REP Debra Lehrmann	725	56.77%	190	518	16	1	0
DEM Erin A. Nowell	528	41.35%	129	391	7	1	0
LIB Thomas Edward Oxford	24	1.88%	8	16	0	0	0
Total Votes Cast	1,277	100.00%	327	925	23	2	0
Overvotes	0		0	0	0	0	0
Undervotes	40		13	26	1	0	0
Contest Totals	1,317		340	951	24	2	0

**Justice, Supreme Court, Place 5**

Vote For 1

	TOTAL	VOTE %	Election Day	Early Voting	Ballot By Mail	Provisional Ballots	Limited Ballots
REP Rebeca Huddle	731	57.70%	190	524	16	1	0
DEM Amanda Reichel	536	42.30%	135	393	7	1	0
Total Votes Cast	1,267	100.00%	325	917	23	2	0
Overvotes	0		0	0	0	0	0
Undervotes	50		15	34	1	0	0
Contest Totals	1,317		340	951	24	2	0

**Justice, Supreme Court, Place 9**

Vote For 1

	TOTAL	VOTE %	Election Day	Early Voting	Ballot By Mail	Provisional Ballots	Limited Ballots
REP Evan Young	722	56.94%	187	519	16	0	0
DEM Julia Maldonado	546	43.06%	139	398	7	2	0
Total Votes Cast	1,268	100.00%	326	917	23	2	0
Overvotes	0		0	0	0	0	0
Undervotes	49		14	34	1	0	0
Contest Totals	1,317		340	951	24	2	0

**Judge, Court of Criminal Appeals, Place 5**

Vote For 1

	TOTAL	VOTE %	Election Day	Early Voting	Ballot By Mail	Provisional Ballots	Limited Ballots
REP Scott Walker	729	57.49%	189	524	16	0	0
DEM Dana Huffman	539	42.51%	135	395	7	2	0
Total Votes Cast	1,268	100.00%	324	919	23	2	0
Overvotes	0		0	0	0	0	0
Undervotes	49		16	32	1	0	0
Contest Totals	1,317		340	951	24	2	0

**PCT 027**

**Judge, Court of Criminal Appeals, Place 6**

Vote For 1

	TOTAL	VOTE %	Election Day	Early Voting	Ballot By Mail	Provisional Ballots	Limited Ballots
REP Jesse F. McClure, III	730	57.89%	191	524	14	1	0
DEM Robert Johnson	531	42.11%	131	390	9	1	0
Total Votes Cast	1,261	100.00%	322	914	23	2	0
Overvotes	0		0	0	0	0	0
Undervotes	56		18	37	1	0	0
Contest Totals	1,317		340	951	24	2	0

**Member, State Board of Education, District 12 CCD**

Vote For 1

	TOTAL	VOTE %	Election Day	Early Voting	Ballot By Mail	Provisional Ballots	Limited Ballots
REP Pam Little	720	56.83%	185	520	15	0	0
DEM Alex Cornwallis	501	39.54%	120	372	8	1	0
LIB Christy Mowrey	45	3.55%	18	26	0	1	0
Write-In Totals	1	0.08%	0	1	0	0	0
Total Votes Cast	1,267	100.00%	323	919	23	2	0
Overvotes	0		0	0	0	0	0
Undervotes	50		17	32	1	0	0
Contest Totals	1,317		340	951	24	2	0

**State Senator, District 8**

Vote For 1

	TOTAL	VOTE %	Election Day	Early Voting	Ballot By Mail	Provisional Ballots	Limited Ballots
REP Angela Paxton	709	55.56%	183	512	14	0	0
DEM Jonathan Cocks	530	41.54%	130	389	10	1	0
LIB Edward Kless	37	2.90%	13	23	0	1	0
Total Votes Cast	1,276	100.00%	326	924	24	2	0
Overvotes	0		0	0	0	0	0
Undervotes	41		14	27	0	0	0
Contest Totals	1,317		340	951	24	2	0

**Justice, 5th Court of Appeals District, Place 4**

Vote For 1

	TOTAL	VOTE %	Election Day	Early Voting	Ballot By Mail	Provisional Ballots	Limited Ballots
REP Emily A. Miskel	729	58.04%	190	523	16	0	0
DEM Maricela Moore	527	41.96%	132	386	7	2	0
Total Votes Cast	1,256	100.00%	322	909	23	2	0
Overvotes	0		0	0	0	0	0
Undervotes	61		18	42	1	0	0
Contest Totals	1,317		340	951	24	2	0

**PCT 027**

**Justice, 5th Court of Appeals District, Place 7**

Vote For 1

	TOTAL	VOTE %	Election Day	Early Voting	Ballot By Mail	Provisional Ballots	Limited Ballots
REP Kristina Williams	723	57.47%	188	518	16	1	0
DEM Nancy Kennedy	535	42.53%	134	393	7	1	0
Total Votes Cast	1,258	100.00%	322	911	23	2	0
Overvotes	0		0	0	0	0	0
Undervotes	59		18	40	1	0	0
Contest Totals	1,317		340	951	24	2	0

**County Judge CCD**

Vote For 1

	TOTAL	VOTE %	Election Day	Early Voting	Ballot By Mail	Provisional Ballots	Limited Ballots
REP Chris Hill	739	57.82%	191	531	16	1	0
DEM Joshua Murray	539	42.18%	136	395	7	1	0
Total Votes Cast	1,278	100.00%	327	926	23	2	0
Overvotes	0		0	0	0	0	0
Undervotes	39		13	25	1	0	0
Contest Totals	1,317		340	951	24	2	0

**District Clerk CCD**

Vote For 1

	TOTAL	VOTE %	Election Day	Early Voting	Ballot By Mail	Provisional Ballots	Limited Ballots
REP Mike Gould	734	58.07%	191	527	16	0	0
DEM David Brignac	530	41.93%	132	389	7	2	0
Total Votes Cast	1,264	100.00%	323	916	23	2	0
Overvotes	0		0	0	0	0	0
Undervotes	53		17	35	1	0	0
Contest Totals	1,317		340	951	24	2	0

**Justice of the Peace, Precinct 3**

Vote For 1

	TOTAL	VOTE %	Election Day	Early Voting	Ballot By Mail	Provisional Ballots	Limited Ballots
REP Mike Missildine	727	57.97%	186	526	15	0	0
DEM Irvin Lynn Barrett	527	42.03%	135	383	7	2	0
Total Votes Cast	1,254	100.00%	321	909	22	2	0
Overvotes	0		0	0	0	0	0
Undervotes	63		19	42	2	0	0
Contest Totals	1,317		340	951	24	2	0

**PCT 027**

**Wylie ISD - Trustee, Place 1**

Vote For 1

	TOTAL	VOTE %	Election Day	Early Voting	Ballot By Mail	Provisional Ballots	Limited Ballots
Jill Palmer	396	35.93%	121	268	6	1	0
Stacie Smith	706	64.07%	159	536	11	0	0
Total Votes Cast	1,102	100.00%	280	804	17	1	0
Overvotes	0		0	0	0	0	0
Undervotes	215		60	147	7	1	0
Contest Totals	1,317		340	951	24	2	0

**Wylie ISD - Trustee, Place 2**

Vote For 1

	TOTAL	VOTE %	Election Day	Early Voting	Ballot By Mail	Provisional Ballots	Limited Ballots
Jeffrey Keech	388	35.93%	121	262	5	0	0
Mike Williams	692	64.07%	157	522	12	1	0
Total Votes Cast	1,080	100.00%	278	784	17	1	0
Overvotes	0		0	0	0	0	0
Undervotes	237		62	167	7	1	0
Contest Totals	1,317		340	951	24	2	0

**Wylie ISD - Trustee, Place 5**

Vote For 1

	TOTAL	VOTE %	Election Day	Early Voting	Ballot By Mail	Provisional Ballots	Limited Ballots
Virddie Montgomery	743	65.81%	185	550	8	0	0
Kevin Brooks	386	34.19%	106	270	9	1	0
Total Votes Cast	1,129	100.00%	291	820	17	1	0
Overvotes	0		0	0	0	0	0
Undervotes	188		49	131	7	1	0
Contest Totals	1,317		340	951	24	2	0

**Wylie ISD - Trustee, Place 6**

Vote For 1

	TOTAL	VOTE %	Election Day	Early Voting	Ballot By Mail	Provisional Ballots	Limited Ballots
Jacob Day	685	64.81%	170	505	9	1	0
Michael Schwerin	372	35.19%	104	261	7	0	0
Total Votes Cast	1,057	100.00%	274	766	16	1	0
Overvotes	0		0	0	0	0	0
Undervotes	260		66	185	8	1	0
Contest Totals	1,317		340	951	24	2	0

## PCT 028

### U. S. Representative District 3

Vote For 1

	TOTAL	VOTE %	Election Day	Early Voting	Ballot By Mail	Provisional Ballots	Limited Ballots
REP Keith Self	1,012	50.70%	263	718	29	2	0
DEM Sandeep Srivastava	937	46.94%	196	692	49	0	0
LIB Christopher Claytor	47	2.35%	14	33	0	0	0
Total Votes Cast	1,996	100.00%	473	1,443	78	2	0
Overvotes	0		0	0	0	0	0
Undervotes	36		11	23	2	0	0
Contest Totals	2,032		484	1,466	80	2	0

### Governor

Vote For 1

	TOTAL	VOTE %	Election Day	Early Voting	Ballot By Mail	Provisional Ballots	Limited Ballots
REP Greg Abbott	975	48.17%	245	700	28	2	0
DEM Beto O'Rourke	1,016	50.20%	221	744	51	0	0
LIB Mark Tippetts	24	1.19%	9	15	0	0	0
GRN Delilah Barrios	6	0.30%	2	3	1	0	0
Write-In Totals	3	0.15%	2	1	0	0	0
Total Votes Cast	2,024	100.00%	479	1,463	80	2	0
Overvotes	0		0	0	0	0	0
Undervotes	8		5	3	0	0	0
Contest Totals	2,032		484	1,466	80	2	0

### Lieutenant Governor

Vote For 1

	TOTAL	VOTE %	Election Day	Early Voting	Ballot By Mail	Provisional Ballots	Limited Ballots
REP Dan Patrick	929	46.24%	241	660	26	2	0
DEM Mike Collier	1,015	50.52%	214	749	52	0	0
LIB Shanna Steele	65	3.24%	19	44	2	0	0
Total Votes Cast	2,009	100.00%	474	1,453	80	2	0
Overvotes	0		0	0	0	0	0
Undervotes	23		10	13	0	0	0
Contest Totals	2,032		484	1,466	80	2	0

### Attorney General

Vote For 1

	TOTAL	VOTE %	Election Day	Early Voting	Ballot By Mail	Provisional Ballots	Limited Ballots
REP Ken Paxton	909	45.54%	238	644	25	2	0
DEM Rochelle Mercedes Garza	1,015	50.85%	211	752	52	0	0
LIB Mark Ash	72	3.61%	22	49	1	0	0
Total Votes Cast	1,996	100.00%	471	1,445	78	2	0
Overvotes	0		0	0	0	0	0
Undervotes	36		13	21	2	0	0
Contest Totals	2,032		484	1,466	80	2	0

**PCT 028**

**Comptroller of Public Accounts**

Vote For 1

	TOTAL	VOTE %	Election Day	Early Voting	Ballot By Mail	Provisional Ballots	Limited Ballots
REP Glenn Hegar	1,029	51.94%	260	739	28	2	0
DEM Janet T. Dudding	918	46.34%	195	672	51	0	0
LIB V. Alonzo Echevarria-Garza	34	1.72%	10	24	0	0	0
Total Votes Cast	1,981	100.00%	465	1,435	79	2	0
Overvotes	0		0	0	0	0	0
Undervotes	51		19	31	1	0	0
Contest Totals	2,032		484	1,466	80	2	0

**Commissioner of the General Land Office**

Vote For 1

	TOTAL	VOTE %	Election Day	Early Voting	Ballot By Mail	Provisional Ballots	Limited Ballots
REP Dawn Buckingham	1,010	51.11%	263	716	29	2	0
DEM Jay Kleberg	939	47.52%	187	703	49	0	0
GRN Alfred Molison, Jr	25	1.27%	10	14	1	0	0
Write-In Totals	4	0.20%	0	4	0	0	0
Total Votes Cast	1,976	100.00%	460	1,435	79	2	0
Overvotes	0		0	0	0	0	0
Undervotes	56		24	31	1	0	0
Contest Totals	2,032		484	1,466	80	2	0

**Commissioner of Agriculture**

Vote For 1

	TOTAL	VOTE %	Election Day	Early Voting	Ballot By Mail	Provisional Ballots	Limited Ballots
REP Sid Miller	1,002	50.79%	254	716	30	2	0
DEM Susan Hays	971	49.21%	204	717	50	0	0
Total Votes Cast	1,973	100.00%	458	1,433	80	2	0
Overvotes	0		0	0	0	0	0
Undervotes	59		26	33	0	0	0
Contest Totals	2,032		484	1,466	80	2	0

**Railroad Commissioner**

Vote For 1

	TOTAL	VOTE %	Election Day	Early Voting	Ballot By Mail	Provisional Ballots	Limited Ballots
REP Wayne Christian	988	49.97%	254	704	28	2	0
DEM Luke Warford	915	46.28%	185	680	50	0	0
LIB Jaime Andres Diez	54	2.73%	18	36	0	0	0
GRN Hunter Wayne Crow	20	1.01%	4	14	2	0	0
Total Votes Cast	1,977	100.00%	461	1,434	80	2	0
Overvotes	0		0	0	0	0	0
Undervotes	55		23	32	0	0	0
Contest Totals	2,032		484	1,466	80	2	0

**PCT 028**

**Justice, Supreme Court, Place 3**

Vote For 1

	TOTAL	VOTE %		Election Day	Early Voting	Ballot By Mail	Provisional Ballots	Limited Ballots
REP Debra Lehrmann	1,014	51.47%		255	728	29	2	0
DEM Erin A. Nowell	927	47.06%		196	681	50	0	0
LIB Thomas Edward Oxford	29	1.47%		11	18	0	0	0
Total Votes Cast	1,970	100.00%		462	1,427	79	2	0
Overvotes	0			0	0	0	0	0
Undervotes	62			22	39	1	0	0
Contest Totals	2,032			484	1,466	80	2	0

**Justice, Supreme Court, Place 5**

Vote For 1

	TOTAL	VOTE %		Election Day	Early Voting	Ballot By Mail	Provisional Ballots	Limited Ballots
REP Rebeca Huddle	1,015	51.76%		255	731	27	2	0
DEM Amanda Reichek	946	48.24%		205	692	49	0	0
Total Votes Cast	1,961	100.00%		460	1,423	76	2	0
Overvotes	0			0	0	0	0	0
Undervotes	71			24	43	4	0	0
Contest Totals	2,032			484	1,466	80	2	0

**Justice, Supreme Court, Place 9**

Vote For 1

	TOTAL	VOTE %		Election Day	Early Voting	Ballot By Mail	Provisional Ballots	Limited Ballots
REP Evan Young	1,005	51.22%		257	719	27	2	0
DEM Julia Maldonado	957	48.78%		205	701	51	0	0
Total Votes Cast	1,962	100.00%		462	1,420	78	2	0
Overvotes	0			0	0	0	0	0
Undervotes	70			22	46	2	0	0
Contest Totals	2,032			484	1,466	80	2	0

**Judge, Court of Criminal Appeals, Place 5**

Vote For 1

	TOTAL	VOTE %		Election Day	Early Voting	Ballot By Mail	Provisional Ballots	Limited Ballots
REP Scott Walker	995	50.97%		248	717	28	2	0
DEM Dana Huffman	957	49.03%		209	696	52	0	0
Total Votes Cast	1,952	100.00%		457	1,413	80	2	0
Overvotes	0			0	0	0	0	0
Undervotes	80			27	53	0	0	0
Contest Totals	2,032			484	1,466	80	2	0

**PCT 028**

**Judge, Court of Criminal Appeals, Place 6**

Vote For 1

	TOTAL	VOTE %		Election Day	Early Voting	Ballot By Mail	Provisional Ballots	Limited Ballots
REP Jesse F. McClure, III	1,004	51.59%		257	716	29	2	0
DEM Robert Johnson	942	48.41%		201	692	49	0	0
Total Votes Cast	1,946	100.00%		458	1,408	78	2	0
Overvotes	0			0	0	0	0	0
Undervotes	86			26	58	2	0	0
Contest Totals	2,032			484	1,466	80	2	0

**Member, State Board of Education, District 12 CCD**

Vote For 1

	TOTAL	VOTE %		Election Day	Early Voting	Ballot By Mail	Provisional Ballots	Limited Ballots
REP Pam Little	989	50.36%		249	709	29	2	0
DEM Alex Cornwallis	909	46.28%		191	668	50	0	0
LIB Christy Mowrey	65	3.31%		24	41	0	0	0
Write-In Totals	2	0.10%		0	2	0	0	0
Total Votes Cast	1,964	100.00%		464	1,419	79	2	0
Overvotes	0			0	0	0	0	0
Undervotes	68			20	47	1	0	0
Contest Totals	2,032			484	1,466	80	2	0

**State Senator, District 8**

Vote For 1

	TOTAL	VOTE %		Election Day	Early Voting	Ballot By Mail	Provisional Ballots	Limited Ballots
REP Angela Paxton	932	47.45%		249	654	27	2	0
DEM Jonathan Cocks	976	49.69%		196	730	50	0	0
LIB Edward Kless	56	2.85%		16	40	0	0	0
Total Votes Cast	1,964	100.00%		461	1,424	77	2	0
Overvotes	0			0	0	0	0	0
Undervotes	68			23	42	3	0	0
Contest Totals	2,032			484	1,466	80	2	0

**State Representative, District 66**

Vote For 1




	TOTAL	VOTE %		Election Day	Early Voting	Ballot By Mail	Provisional Ballots	Limited Ballots
REP Matt Shaheen	1,032	52.39%		265	737	28	2	0
DEM Jesse Ringness	938	47.61%		199	689	50	0	0
Total Votes Cast	1,970	100.00%		464	1,426	78	2	0
Overvotes	0			0	0	0	0	0
Undervotes	62			20	40	2	0	0
Contest Totals	2,032			484	1,466	80	2	0



**PCT 028**




**Justice, 5th Court of Appeals District, Place 4**

Vote For 1

	TOTAL	VOTE %		Election Day	Early Voting	Ballot By Mail	Provisional Ballots	Limited Ballots
REP Emily A. Miskel	1,008	52.12%		251	727	28	2	0
DEM Maricela Moore	926	47.88%		201	677	48	0	0
Total Votes Cast	1,934	100.00%		452	1,404	76	2	0
Overvotes	0			0	0	0	0	0
Undervotes	98			32	62	4	0	0
Contest Totals	2,032			484	1,466	80	2	0




**Justice, 5th Court of Appeals District, Place 7**

Vote For 1

	TOTAL	VOTE %		Election Day	Early Voting	Ballot By Mail	Provisional Ballots	Limited Ballots
REP Kristina Williams	1,000	51.55%		250	721	27	2	0
DEM Nancy Kennedy	940	48.45%		204	688	48	0	0
Total Votes Cast	1,940	100.00%		454	1,409	75	2	0
Overvotes	0			0	0	0	0	0
Undervotes	92			30	57	5	0	0
Contest Totals	2,032			484	1,466	80	2	0




**County Judge CCD**

Vote For 1

	TOTAL	VOTE %		Election Day	Early Voting	Ballot By Mail	Provisional Ballots	Limited Ballots
REP Chris Hill	1,016	51.84%		261	725	28	2	0
DEM Joshua Murray	944	48.16%		200	696	48	0	0
Total Votes Cast	1,960	100.00%		461	1,421	76	2	0
Overvotes	0			0	0	0	0	0
Undervotes	72			23	45	4	0	0
Contest Totals	2,032			484	1,466	80	2	0

**District Clerk CCD**

Vote For 1

	TOTAL	VOTE %		Election Day	Early Voting	Ballot By Mail	Provisional Ballots	Limited Ballots
REP Mike Gould	1,008	51.91%		257	721	28	2	0
DEM David Brignac	934	48.09%		199	687	48	0	0
Total Votes Cast	1,942	100.00%		456	1,408	76	2	0
Overvotes	0			0	0	0	0	0
Undervotes	90			28	58	4	0	0
Contest Totals	2,032			484	1,466	80	2	0

## PCT 028

### County Commissioner, Precinct 4

Vote For 1

	TOTAL	VOTE %		Election Day	Early Voting	Ballot By Mail	Provisional Ballots	Limited Ballots
REP Duncan Webb	1,009	52.06%	<div style="width: 52.06%;"><div style="width: 52.06%;"></div></div>	258	721	28	2	0
DEM Jeffrey Williams	929	47.94%	<div style="width: 47.94%;"><div style="width: 47.94%;"></div></div>	198	683	48	0	0
Total Votes Cast	1,938	100.00%	<div style="width: 100.00%;"><div style="width: 100.00%;"></div></div>	456	1,404	76	2	0
Overvotes	0			0	0	0	0	0
Undervotes	94			28	62	4	0	0
Contest Totals	2,032			484	1,466	80	2	0

### Justice of the Peace, Precinct 4

Vote For 1

	TOTAL	VOTE %		Election Day	Early Voting	Ballot By Mail	Provisional Ballots	Limited Ballots
REP Vincent Venegoni	984	50.98%	<div style="width: 50.98%;"><div style="width: 50.98%;"></div></div>	251	703	28	2	0
DEM Adam Kern	946	49.02%	<div style="width: 49.02%;"><div style="width: 49.02%;"></div></div>	203	695	48	0	0
Total Votes Cast	1,930	100.00%	<div style="width: 100.00%;"><div style="width: 100.00%;"></div></div>	454	1,398	76	2	0
Overvotes	0			0	0	0	0	0
Undervotes	102			30	68	4	0	0
Contest Totals	2,032			484	1,466	80	2	0

### Plano ISD - Proposition A

Vote For 1

	TOTAL	VOTE %		Election Day	Early Voting	Ballot By Mail	Provisional Ballots	Limited Ballots
For	987	52.72%	<div style="width: 52.72%;"><div style="width: 52.72%;"></div></div>	211	738	38	0	0
Against	885	47.28%	<div style="width: 47.28%;"><div style="width: 47.28%;"></div></div>	225	626	32	2	0
Total Votes Cast	1,872	100.00%	<div style="width: 100.00%;"><div style="width: 100.00%;"></div></div>	436	1,364	70	2	0
Overvotes	0			0	0	0	0	0
Undervotes	160			48	102	10	0	0
Contest Totals	2,032			484	1,466	80	2	0

### Plano ISD - Proposition B




Vote For 1

	TOTAL	VOTE %		Election Day	Early Voting	Ballot By Mail	Provisional Ballots	Limited Ballots
For	1,065	56.83%	<div style="width: 56.83%;"><div style="width: 56.83%;"></div></div>	233	795	37	0	0
Against	809	43.17%	<div style="width: 43.17%;"><div style="width: 43.17%;"></div></div>	201	576	30	2	0
Total Votes Cast	1,874	100.00%	<div style="width: 100.00%;"><div style="width: 100.00%;"></div></div>	434	1,371	67	2	0
Overvotes	0			0	0	0	0	0
Undervotes	158			50	95	13	0	0
Contest Totals	2,032			484	1,466	80	2	0

## PCT 028




### Plano ISD - Proposition C

Vote For 1

	TOTAL	VOTE %		Election Day	Early Voting	Ballot By Mail	Provisional Ballots	Limited Ballots
For	1,057	56.55%		231	788	38	0	0
Against	812	43.45%		205	576	29	2	0
Total Votes Cast	1,869	100.00%		436	1,364	67	2	0
Overvotes	0			0	0	0	0	0
Undervotes	163			48	102	13	0	0
Contest Totals	2,032			484	1,466	80	2	0




### Plano ISD - Proposition D

Vote For 1

	TOTAL	VOTE %		Election Day	Early Voting	Ballot By Mail	Provisional Ballots	Limited Ballots
For	922	49.23%		194	703	25	0	0
Against	951	50.77%		242	662	45	2	0
Total Votes Cast	1,873	100.00%		436	1,365	70	2	0
Overvotes	0			0	0	0	0	0
Undervotes	159			48	101	10	0	0
Contest Totals	2,032			484	1,466	80	2	0

### Plano ISD - Proposition E

Vote For 1

	TOTAL	VOTE %		Election Day	Early Voting	Ballot By Mail	Provisional Ballots	Limited Ballots
For	845	45.19%		180	642	23	0	0
Against	1,025	54.81%		257	720	46	2	0
Total Votes Cast	1,870	100.00%		437	1,362	69	2	0
Overvotes	0			0	0	0	0	0
Undervotes	162			47	104	11	0	0
Contest Totals	2,032			484	1,466	80	2	0

## PCT 029

### U. S. Representative, District 4

Vote For 1

	TOTAL	VOTE %		Election Day	Early Voting	Ballot By Mail	Provisional Ballots	Limited Ballots
REP Pat Fallon	1,555	70.23%	<div style="width: 70.23%;"><div style="width: 70.23%;"></div></div>	530	1,011	12	2	0
DEM Iro Omere	613	27.69%	<div style="width: 27.69%;"><div style="width: 27.69%;"></div></div>	174	432	7	0	0
LIB John Simmons	46	2.08%	<div style="width: 2.08%;"><div style="width: 2.08%;"></div></div>	13	32	1	0	0
Total Votes Cast	2,214	100.00%	<div style="width: 100.00%;"><div style="width: 100.00%;"></div></div>	717	1,475	20	2	0
Overvotes	0			0	0	0	0	0
Undervotes	22			9	13	0	0	0
Contest Totals	2,236			726	1,488	20	2	0

### Governor

Vote For 1

	TOTAL	VOTE %		Election Day	Early Voting	Ballot By Mail	Provisional Ballots	Limited Ballots
REP Greg Abbott	1,539	68.86%	<div style="width: 68.86%;"><div style="width: 68.86%;"></div></div>	525	999	13	2	0
DEM Beto O'Rourke	672	30.07%	<div style="width: 30.07%;"><div style="width: 30.07%;"></div></div>	193	472	7	0	0
LIB Mark Tippetts	21	0.94%	<div style="width: 0.94%;"><div style="width: 0.94%;"></div></div>	6	15	0	0	0
GRN Delilah Barrios	1	0.04%	<div style="width: 0.04%;"><div style="width: 0.04%;"></div></div>	0	1	0	0	0
Write-In Totals	2	0.09%	<div style="width: 0.09%;"><div style="width: 0.09%;"></div></div>	2	0	0	0	0
Total Votes Cast	2,235	100.00%	<div style="width: 100.00%;"><div style="width: 100.00%;"></div></div>	726	1,487	20	2	0
Overvotes	0			0	0	0	0	0
Undervotes	1			0	1	0	0	0
Contest Totals	2,236			726	1,488	20	2	0

### Lieutenant Governor

Vote For 1

	TOTAL	VOTE %		Election Day	Early Voting	Ballot By Mail	Provisional Ballots	Limited Ballots
REP Dan Patrick	1,494	67.30%	<div style="width: 67.30%;"><div style="width: 67.30%;"></div></div>	517	963	12	2	0
DEM Mike Collier	683	30.77%	<div style="width: 30.77%;"><div style="width: 30.77%;"></div></div>	196	480	7	0	0
LIB Shanna Steele	43	1.94%	<div style="width: 1.94%;"><div style="width: 1.94%;"></div></div>	8	34	1	0	0
Total Votes Cast	2,220	100.00%	<div style="width: 100.00%;"><div style="width: 100.00%;"></div></div>	721	1,477	20	2	0
Overvotes	0			0	0	0	0	0
Undervotes	16			5	11	0	0	0
Contest Totals	2,236			726	1,488	20	2	0

### Attorney General

Vote For 1

	TOTAL	VOTE %		Election Day	Early Voting	Ballot By Mail	Provisional Ballots	Limited Ballots
REP Ken Paxton	1,494	67.48%	<div style="width: 67.48%;"><div style="width: 67.48%;"></div></div>	524	957	11	2	0
DEM Rochelle Mercedes Garza	668	30.17%	<div style="width: 30.17%;"><div style="width: 30.17%;"></div></div>	185	475	8	0	0
LIB Mark Ash	52	2.35%	<div style="width: 2.35%;"><div style="width: 2.35%;"></div></div>	11	40	1	0	0
Total Votes Cast	2,214	100.00%	<div style="width: 100.00%;"><div style="width: 100.00%;"></div></div>	720	1,472	20	2	0
Overvotes	0			0	0	0	0	0
Undervotes	22			6	16	0	0	0
Contest Totals	2,236			726	1,488	20	2	0

**PCT 029**

**Comptroller of Public Accounts**

Vote For 1

	TOTAL	VOTE %	Election Day	Early Voting	Ballot By Mail	Provisional Ballots	Limited Ballots
REP Glenn Hegar	1,564	71.22%	534	1,016	12	2	0
DEM Janet T. Dudding	587	26.73%	162	418	7	0	0
LIB V. Alonzo Echevarria-Garza	45	2.05%	12	32	1	0	0
Total Votes Cast	2,196	100.00%	708	1,466	20	2	0
Overvotes	0		0	0	0	0	0
Undervotes	40		18	22	0	0	0
Contest Totals	2,236		726	1,488	20	2	0

**Commissioner of the General Land Office**

Vote For 1

	TOTAL	VOTE %	Election Day	Early Voting	Ballot By Mail	Provisional Ballots	Limited Ballots
REP Dawn Buckingham	1,566	71.41%	532	1,019	13	2	0
DEM Jay Kleberg	613	27.95%	172	434	7	0	0
GRN Alfred Molison, Jr	13	0.59%	5	8	0	0	0
Write-In Totals	1	0.05%	1	0	0	0	0
Total Votes Cast	2,193	100.00%	710	1,461	20	2	0
Overvotes	0		0	0	0	0	0
Undervotes	43		16	27	0	0	0
Contest Totals	2,236		726	1,488	20	2	0

**Commissioner of Agriculture**

Vote For 1

	TOTAL	VOTE %	Election Day	Early Voting	Ballot By Mail	Provisional Ballots	Limited Ballots
REP Sid Miller	1,562	71.42%	527	1,020	13	2	0
DEM Susan Hays	625	28.58%	183	435	7	0	0
Total Votes Cast	2,187	100.00%	710	1,455	20	2	0
Overvotes	0		0	0	0	0	0
Undervotes	49		16	33	0	0	0
Contest Totals	2,236		726	1,488	20	2	0

**Railroad Commissioner**

Vote For 1

	TOTAL	VOTE %	Election Day	Early Voting	Ballot By Mail	Provisional Ballots	Limited Ballots
REP Wayne Christian	1,532	69.92%	523	995	12	2	0
DEM Luke Warford	608	27.75%	171	430	7	0	0
LIB Jaime Andres Diez	42	1.92%	11	30	1	0	0
GRN Hunter Wayne Crow	9	0.41%	4	5	0	0	0
Total Votes Cast	2,191	100.00%	709	1,460	20	2	0
Overvotes	0		0	0	0	0	0
Undervotes	45		17	28	0	0	0
Contest Totals	2,236		726	1,488	20	2	0

**PCT 029**

**Justice, Supreme Court, Place 3**

Vote For 1

	TOTAL	VOTE %	Election Day	Early Voting	Ballot By Mail	Provisional Ballots	Limited Ballots
REP Debra Lehrmann	1,529	69.72%	523	992	12	2	0
DEM Erin A. Nowell	621	28.32%	177	437	7	0	0
LIB Thomas Edward Oxford	43	1.96%	11	31	1	0	0
Total Votes Cast	2,193	100.00%	711	1,460	20	2	0
Overvotes	0		0	0	0	0	0
Undervotes	43		15	28	0	0	0
Contest Totals	2,236		726	1,488	20	2	0

**Justice, Supreme Court, Place 5**

Vote For 1

	TOTAL	VOTE %	Election Day	Early Voting	Ballot By Mail	Provisional Ballots	Limited Ballots
REP Rebeca Huddle	1,560	71.33%	539	1,007	12	2	0
DEM Amanda Reichel	627	28.67%	171	449	7	0	0
Total Votes Cast	2,187	100.00%	710	1,456	19	2	0
Overvotes	0		0	0	0	0	0
Undervotes	49		16	32	1	0	0
Contest Totals	2,236		726	1,488	20	2	0

**Justice, Supreme Court, Place 9**

Vote For 1

	TOTAL	VOTE %	Election Day	Early Voting	Ballot By Mail	Provisional Ballots	Limited Ballots
REP Evan Young	1,548	70.81%	526	1,008	12	2	0
DEM Julia Maldonado	638	29.19%	185	446	7	0	0
Total Votes Cast	2,186	100.00%	711	1,454	19	2	0
Overvotes	0		0	0	0	0	0
Undervotes	50		15	34	1	0	0
Contest Totals	2,236		726	1,488	20	2	0

**Judge, Court of Criminal Appeals, Place 5**

Vote For 1

	TOTAL	VOTE %	Election Day	Early Voting	Ballot By Mail	Provisional Ballots	Limited Ballots
REP Scott Walker	1,546	70.95%	528	1,002	14	2	0
DEM Dana Huffman	633	29.05%	181	446	6	0	0
Total Votes Cast	2,179	100.00%	709	1,448	20	2	0
Overvotes	0		0	0	0	0	0
Undervotes	57		17	40	0	0	0
Contest Totals	2,236		726	1,488	20	2	0

**PCT 029**

**Judge, Court of Criminal Appeals, Place 6**

Vote For 1

	TOTAL	VOTE %	Election Day	Early Voting	Ballot By Mail	Provisional Ballots	Limited Ballots
REP Jesse F. McClure, III	1,550	71.49%	530	1,005	13	2	0
DEM Robert Johnson	618	28.51%	176	435	7	0	0
Total Votes Cast	2,168	100.00%	706	1,440	20	2	0
Overvotes	0		0	0	0	0	0
Undervotes	68		20	48	0	0	0
Contest Totals	2,236		726	1,488	20	2	0

**Member, State Board of Education, District 12 CCD**

Vote For 1

	TOTAL	VOTE %	Election Day	Early Voting	Ballot By Mail	Provisional Ballots	Limited Ballots
REP Pam Little	1,509	68.97%	516	979	12	2	0
DEM Alex Cornwallis	616	28.15%	180	430	6	0	0
LIB Christy Mowrey	63	2.88%	14	47	2	0	0
Write-In Totals	0	0.00%	0	0	0	0	0
Total Votes Cast	2,188	100.00%	710	1,456	20	2	0
Overvotes	0		0	0	0	0	0
Undervotes	48		16	32	0	0	0
Contest Totals	2,236		726	1,488	20	2	0

**State Senator, District 8**

Vote For 1

	TOTAL	VOTE %	Election Day	Early Voting	Ballot By Mail	Provisional Ballots	Limited Ballots
REP Angela Paxton	1,493	68.30%	515	964	12	2	0
DEM Jonathan Cocks	648	29.64%	183	458	7	0	0
LIB Edward Kless	45	2.06%	14	30	1	0	0
Total Votes Cast	2,186	100.00%	712	1,452	20	2	0
Overvotes	0		0	0	0	0	0
Undervotes	50		14	36	0	0	0
Contest Totals	2,236		726	1,488	20	2	0

**State Representative, District 66**

Vote For 1

	TOTAL	VOTE %	Election Day	Early Voting	Ballot By Mail	Provisional Ballots	Limited Ballots
REP Matt Shaheen	1,555	71.53%	536	1,004	13	2	0
DEM Jesse Ringness	619	28.47%	171	441	7	0	0
Total Votes Cast	2,174	100.00%	707	1,445	20	2	0
Overvotes	0		0	0	0	0	0
Undervotes	62		19	43	0	0	0
Contest Totals	2,236		726	1,488	20	2	0

**PCT 029**

**Justice, 5th Court of Appeals District, Place 4**

Vote For 1

	TOTAL	VOTE %		Election Day	Early Voting	Ballot By Mail	Provisional Ballots	Limited Ballots
REP Emily A. Miskel	1,556	71.77%		532	1,009	13	2	0
DEM Maricela Moore	612	28.23%		170	435	7	0	0
Total Votes Cast	2,168	100.00%		702	1,444	20	2	0
Overvotes	0			0	0	0	0	0
Undervotes	68			24	44	0	0	0
Contest Totals	2,236			726	1,488	20	2	0

**Justice, 5th Court of Appeals District, Place 7**

Vote For 1

	TOTAL	VOTE %		Election Day	Early Voting	Ballot By Mail	Provisional Ballots	Limited Ballots
REP Kristina Williams	1,551	71.57%		526	1,010	13	2	0
DEM Nancy Kennedy	616	28.43%		177	432	7	0	0
Total Votes Cast	2,167	100.00%		703	1,442	20	2	0
Overvotes	0			0	0	0	0	0
Undervotes	69			23	46	0	0	0
Contest Totals	2,236			726	1,488	20	2	0

**County Judge CCD**

Vote For 1

	TOTAL	VOTE %		Election Day	Early Voting	Ballot By Mail	Provisional Ballots	Limited Ballots
REP Chris Hill	1,553	71.21%		525	1,013	13	2	0
DEM Joshua Murray	628	28.79%		183	438	7	0	0
Total Votes Cast	2,181	100.00%		708	1,451	20	2	0
Overvotes	0			0	0	0	0	0
Undervotes	55			18	37	0	0	0
Contest Totals	2,236			726	1,488	20	2	0

**District Clerk CCD**

Vote For 1




	TOTAL	VOTE %		Election Day	Early Voting	Ballot By Mail	Provisional Ballots	Limited Ballots
REP Mike Gould	1,563	72.03%		531	1,017	13	2	0
DEM David Brignac	607	27.97%		170	430	7	0	0
Total Votes Cast	2,170	100.00%		701	1,447	20	2	0
Overvotes	0			0	0	0	0	0
Undervotes	66			25	41	0	0	0
Contest Totals	2,236			726	1,488	20	2	0



**PCT 029**




**Justice of the Peace, Precinct 4**

Vote For 1

	TOTAL	VOTE %		Election Day	Early Voting	Ballot By Mail	Provisional Ballots	Limited Ballots
REP Vincent Venegoni	1,553	71.53%		529	1,009	13	2	0
DEM Adam Kern	618	28.47%		179	432	7	0	0
Total Votes Cast	2,171	100.00%		708	1,441	20	2	0
Overvotes	0			0	0	0	0	0
Undervotes	65			18	47	0	0	0
Contest Totals	2,236			726	1,488	20	2	0

**Celina, City of - Local Option Election**

Vote For 1

	TOTAL	VOTE %		Election Day	Early Voting	Ballot By Mail	Provisional Ballots	Limited Ballots
For	686	78.40%		257	425	3	1	0
Against	189	21.60%		59	124	6	0	0
Total Votes Cast	875	100.00%		316	549	9	1	0
Overvotes	0			0	0	0	0	0
Undervotes	30			12	18	0	0	0
Contest Totals	905			328	567	9	1	0

## PCT 030

### U. S. Representative, District 4

Vote For 1

	TOTAL	VOTE %	Election Day	Early Voting	Ballot By Mail	Provisional Ballots	Limited Ballots
REP Pat Fallon	1,499	58.74%	442	1,039	18	0	0
DEM Iro Omere	956	37.46%	215	708	31	2	0
LIB John Simmons	97	3.80%	43	54	0	0	0
Total Votes Cast	2,552	100.00%	700	1,801	49	2	0
Overvotes	0		0	0	0	0	0
Undervotes	45		17	27	1	0	0
Contest Totals	2,597		717	1,828	50	2	0

### Governor

Vote For 1

	TOTAL	VOTE %	Election Day	Early Voting	Ballot By Mail	Provisional Ballots	Limited Ballots
REP Greg Abbott	1,496	57.85%	440	1,037	19	0	0
DEM Beto O'Rourke	1,037	40.10%	250	754	31	2	0
LIB Mark Tippetts	39	1.51%	19	20	0	0	0
GRN Delilah Barrios	8	0.31%	4	4	0	0	0
Write-In Totals	6	0.23%	0	6	0	0	0
Total Votes Cast	2,586	100.00%	713	1,821	50	2	0
Overvotes	0		0	0	0	0	0
Undervotes	11		4	7	0	0	0
Contest Totals	2,597		717	1,828	50	2	0

### Lieutenant Governor

Vote For 1

	TOTAL	VOTE %	Election Day	Early Voting	Ballot By Mail	Provisional Ballots	Limited Ballots
REP Dan Patrick	1,444	56.43%	420	1,005	19	0	0
DEM Mike Collier	1,030	40.25%	250	748	30	2	0
LIB Shanna Steele	85	3.32%	32	53	0	0	0
Total Votes Cast	2,559	100.00%	702	1,806	49	2	0
Overvotes	0		0	0	0	0	0
Undervotes	38		15	22	1	0	0
Contest Totals	2,597		717	1,828	50	2	0

### Attorney General

Vote For 1

	TOTAL	VOTE %	Election Day	Early Voting	Ballot By Mail	Provisional Ballots	Limited Ballots
REP Ken Paxton	1,414	55.47%	418	978	18	0	0
DEM Rochelle Mercedes Garza	1,029	40.37%	242	755	30	2	0
LIB Mark Ash	106	4.16%	40	66	0	0	0
Total Votes Cast	2,549	100.00%	700	1,799	48	2	0
Overvotes	0		0	0	0	0	0
Undervotes	48		17	29	2	0	0
Contest Totals	2,597		717	1,828	50	2	0

**PCT 030**

**Comptroller of Public Accounts**

Vote For 1

	TOTAL	VOTE %	Election Day	Early Voting	Ballot By Mail	Provisional Ballots	Limited Ballots
REP Glenn Hegar	1,537	60.46%	446	1,073	18	0	0
DEM Janet T. Dudding	927	36.47%	213	682	30	2	0
LIB V. Alonzo Echevarria-Garza	78	3.07%	30	48	0	0	0
Total Votes Cast	2,542	100.00%	689	1,803	48	2	0
Overvotes	0		0	0	0	0	0
Undervotes	55		28	25	2	0	0
Contest Totals	2,597		717	1,828	50	2	0

**Commissioner of the General Land Office**

Vote For 1

	TOTAL	VOTE %	Election Day	Early Voting	Ballot By Mail	Provisional Ballots	Limited Ballots
REP Dawn Buckingham	1,538	60.89%	446	1,074	18	0	0
DEM Jay Kleberg	954	37.77%	225	697	30	2	0
GRN Alfred Molison, Jr	32	1.27%	15	17	0	0	0
Write-In Totals	2	0.08%	1	1	0	0	0
Total Votes Cast	2,526	100.00%	687	1,789	48	2	0
Overvotes	0		0	0	0	0	0
Undervotes	71		30	39	2	0	0
Contest Totals	2,597		717	1,828	50	2	0

**Commissioner of Agriculture**

Vote For 1

	TOTAL	VOTE %	Election Day	Early Voting	Ballot By Mail	Provisional Ballots	Limited Ballots
REP Sid Miller	1,524	60.45%	439	1,067	18	0	0
DEM Susan Hays	997	39.55%	242	723	30	2	0
Total Votes Cast	2,521	100.00%	681	1,790	48	2	0
Overvotes	0		0	0	0	0	0
Undervotes	76		36	38	2	0	0
Contest Totals	2,597		717	1,828	50	2	0

**Railroad Commissioner**

Vote For 1

	TOTAL	VOTE %	Election Day	Early Voting	Ballot By Mail	Provisional Ballots	Limited Ballots
REP Wayne Christian	1,510	59.52%	437	1,054	19	0	0
DEM Luke Warford	914	36.03%	211	673	28	2	0
LIB Jaime Andres Diez	87	3.43%	32	55	0	0	0
GRN Hunter Wayne Crow	26	1.02%	11	14	1	0	0
Total Votes Cast	2,537	100.00%	691	1,796	48	2	0
Overvotes	0		0	0	0	0	0
Undervotes	60		26	32	2	0	0
Contest Totals	2,597		717	1,828	50	2	0

**PCT 030**

**Justice, Supreme Court, Place 3**

Vote For 1

	TOTAL	VOTE %	Election Day	Early Voting	Ballot By Mail	Provisional Ballots	Limited Ballots
REP Debra Lehrmann	1,513	59.83%	435	1,060	18	0	0
DEM Erin A. Nowell	952	37.64%	227	695	28	2	0
LIB Thomas Edward Oxford	64	2.53%	25	39	0	0	0
Total Votes Cast	2,529	100.00%	687	1,794	46	2	0
Overvotes	0		0	0	0	0	0
Undervotes	68		30	34	4	0	0
Contest Totals	2,597		717	1,828	50	2	0

**Justice, Supreme Court, Place 5**

Vote For 1

	TOTAL	VOTE %	Election Day	Early Voting	Ballot By Mail	Provisional Ballots	Limited Ballots
REP Rebeca Huddle	1,542	61.24%	446	1,077	19	0	0
DEM Amanda Reichel	976	38.76%	236	711	27	2	0
Total Votes Cast	2,518	100.00%	682	1,788	46	2	0
Overvotes	0		0	0	0	0	0
Undervotes	79		35	40	4	0	0
Contest Totals	2,597		717	1,828	50	2	0

**Justice, Supreme Court, Place 9**

Vote For 1

	TOTAL	VOTE %	Election Day	Early Voting	Ballot By Mail	Provisional Ballots	Limited Ballots
REP Evan Young	1,529	60.72%	445	1,067	17	0	0
DEM Julia Maldonado	989	39.28%	235	724	28	2	0
Total Votes Cast	2,518	100.00%	680	1,791	45	2	0
Overvotes	0		0	0	0	0	0
Undervotes	79		37	37	5	0	0
Contest Totals	2,597		717	1,828	50	2	0

**Judge, Court of Criminal Appeals, Place 5**

Vote For 1

	TOTAL	VOTE %	Election Day	Early Voting	Ballot By Mail	Provisional Ballots	Limited Ballots
REP Scott Walker	1,520	60.49%	442	1,060	18	0	0
DEM Dana Huffman	993	39.51%	233	728	30	2	0
Total Votes Cast	2,513	100.00%	675	1,788	48	2	0
Overvotes	0		0	0	0	0	0
Undervotes	84		42	40	2	0	0
Contest Totals	2,597		717	1,828	50	2	0

**PCT 030**

**Judge, Court of Criminal Appeals, Place 6**

Vote For 1

	TOTAL	VOTE %		Election Day	Early Voting	Ballot By Mail	Provisional Ballots	Limited Ballots
REP Jesse F. McClure, III	1,535	61.16%		443	1,074	18	0	0
DEM Robert Johnson	975	38.84%		233	711	29	2	0
Total Votes Cast	2,510	100.00%		676	1,785	47	2	0
Overvotes	0			0	0	0	0	0
Undervotes	87			41	43	3	0	0
Contest Totals	2,597			717	1,828	50	2	0

**Member, State Board of Education, District 12 CCD**

Vote For 1

	TOTAL	VOTE %		Election Day	Early Voting	Ballot By Mail	Provisional Ballots	Limited Ballots
REP Pam Little	1,486	58.78%		427	1,041	18	0	0
DEM Alex Cornwallis	934	36.95%		226	677	29	2	0
LIB Christy Mowrey	108	4.27%		32	75	1	0	0
Write-In Totals	0	0.00%		0	0	0	0	0
Total Votes Cast	2,528	100.00%		685	1,793	48	2	0
Overvotes	0			0	0	0	0	0
Undervotes	69			32	35	2	0	0
Contest Totals	2,597			717	1,828	50	2	0

**State Representative, District 66**

Vote For 1

	TOTAL	VOTE %		Election Day	Early Voting	Ballot By Mail	Provisional Ballots	Limited Ballots
REP Matt Shaheen	1,537	61.26%		447	1,072	18	0	0
DEM Jesse Ringness	972	38.74%		232	710	28	2	0
Total Votes Cast	2,509	100.00%		679	1,782	46	2	0
Overvotes	0			0	0	0	0	0
Undervotes	88			38	46	4	0	0
Contest Totals	2,597			717	1,828	50	2	0

**Justice, 5th Court of Appeals District, Place 4**

Vote For 1

	TOTAL	VOTE %		Election Day	Early Voting	Ballot By Mail	Provisional Ballots	Limited Ballots
REP Emily A. Miskel	1,528	61.12%		441	1,069	18	0	0
DEM Maricela Moore	972	38.88%		232	709	29	2	0
Total Votes Cast	2,500	100.00%		673	1,778	47	2	0
Overvotes	0			0	0	0	0	0
Undervotes	97			44	50	3	0	0
Contest Totals	2,597			717	1,828	50	2	0

**PCT 030**

**Justice, 5th Court of Appeals District, Place 7**

Vote For 1

	TOTAL	VOTE %	Election Day	Early Voting	Ballot By Mail	Provisional Ballots	Limited Ballots
REP Kristina Williams	1,517	60.58%	440	1,059	18	0	0
DEM Nancy Kennedy	987	39.42%	234	720	31	2	0
Total Votes Cast	2,504	100.00%	674	1,779	49	2	0
Overvotes	0		0	0	0	0	0
Undervotes	93		43	49	1	0	0
Contest Totals	2,597		717	1,828	50	2	0

**County Judge CCD**

Vote For 1

	TOTAL	VOTE %	Election Day	Early Voting	Ballot By Mail	Provisional Ballots	Limited Ballots
REP Chris Hill	1,542	60.97%	446	1,078	18	0	0
DEM Joshua Murray	987	39.03%	237	717	31	2	0
Total Votes Cast	2,529	100.00%	683	1,795	49	2	0
Overvotes	0		0	0	0	0	0
Undervotes	68		34	33	1	0	0
Contest Totals	2,597		717	1,828	50	2	0

**District Clerk CCD**

Vote For 1

	TOTAL	VOTE %	Election Day	Early Voting	Ballot By Mail	Provisional Ballots	Limited Ballots
REP Mike Gould	1,544	61.46%	452	1,074	18	0	0
DEM David Brignac	968	38.54%	227	709	30	2	0
Total Votes Cast	2,512	100.00%	679	1,783	48	2	0
Overvotes	0		0	0	0	0	0
Undervotes	85		38	45	2	0	0
Contest Totals	2,597		717	1,828	50	2	0

**Justice of the Peace, Precinct 4**

Vote For 1

	TOTAL	VOTE %	Election Day	Early Voting	Ballot By Mail	Provisional Ballots	Limited Ballots
REP Vincent Venegoni	1,531	61.12%	443	1,070	18	0	0
DEM Adam Kern	974	38.88%	233	708	31	2	0
Total Votes Cast	2,505	100.00%	676	1,778	49	2	0
Overvotes	0		0	0	0	0	0
Undervotes	92		41	50	1	0	0
Contest Totals	2,597		717	1,828	50	2	0

## PCT 031

### U. S. Representative District 3

Vote For 1

	TOTAL	VOTE %	Election Day	Early Voting	Ballot By Mail	Provisional Ballots	Limited Ballots
REP Keith Self	745	55.68%	137	567	41	0	0
DEM Sandeep Srivastava	556	41.55%	86	443	27	0	0
LIB Christopher Claytor	37	2.77%	14	22	1	0	0
Total Votes Cast	1,338	100.00%	237	1,032	69	0	0
Overvotes	0		0	0	0	0	0
Undervotes	27		7	16	4	0	0
Contest Totals	1,365		244	1,048	73	0	0

### Governor

Vote For 1

	TOTAL	VOTE %	Election Day	Early Voting	Ballot By Mail	Provisional Ballots	Limited Ballots
REP Greg Abbott	721	53.17%	136	551	34	0	0
DEM Beto O'Rourke	611	45.06%	100	476	35	0	0
LIB Mark Tippetts	21	1.55%	6	14	1	0	0
GRN Delilah Barrios	2	0.15%	0	1	1	0	0
Write-In Totals	1	0.07%	0	1	0	0	0
Total Votes Cast	1,356	100.00%	242	1,043	71	0	0
Overvotes	0		0	0	0	0	0
Undervotes	9		2	5	2	0	0
Contest Totals	1,365		244	1,048	73	0	0

### Lieutenant Governor

Vote For 1

	TOTAL	VOTE %	Election Day	Early Voting	Ballot By Mail	Provisional Ballots	Limited Ballots
REP Dan Patrick	691	51.19%	128	529	34	0	0
DEM Mike Collier	628	46.52%	101	489	38	0	0
LIB Shanna Steele	31	2.30%	10	20	1	0	0
Total Votes Cast	1,350	100.00%	239	1,038	73	0	0
Overvotes	0		0	0	0	0	0
Undervotes	15		5	10	0	0	0
Contest Totals	1,365		244	1,048	73	0	0

### Attorney General

Vote For 1

	TOTAL	VOTE %	Election Day	Early Voting	Ballot By Mail	Provisional Ballots	Limited Ballots
REP Ken Paxton	675	50.22%	127	519	29	0	0
DEM Rochelle Mercedes Garza	620	46.13%	100	481	39	0	0
LIB Mark Ash	49	3.65%	10	36	3	0	0
Total Votes Cast	1,344	100.00%	237	1,036	71	0	0
Overvotes	0		0	0	0	0	0
Undervotes	21		7	12	2	0	0
Contest Totals	1,365		244	1,048	73	0	0

**PCT 031**

**Comptroller of Public Accounts**

Vote For 1

	TOTAL	VOTE %	Election Day	Early Voting	Ballot By Mail	Provisional Ballots	Limited Ballots
REP Glenn Hegar	770	57.46%	146	582	42	0	0
DEM Janet T. Dudding	548	40.90%	83	437	28	0	0
LIB V. Alonzo Echevarria-Garza	22	1.64%	5	16	1	0	0
Total Votes Cast	1,340	100.00%	234	1,035	71	0	0
Overvotes	0		0	0	0	0	0
Undervotes	25		10	13	2	0	0
Contest Totals	1,365		244	1,048	73	0	0

**Commissioner of the General Land Office**

Vote For 1

	TOTAL	VOTE %	Election Day	Early Voting	Ballot By Mail	Provisional Ballots	Limited Ballots
REP Dawn Buckingham	750	56.14%	147	566	37	0	0
DEM Jay Kleberg	564	42.22%	85	447	32	0	0
GRN Alfred Molison, Jr	22	1.65%	2	18	2	0	0
Write-In Totals	0	0.00%	0	0	0	0	0
Total Votes Cast	1,336	100.00%	234	1,031	71	0	0
Overvotes	0		0	0	0	0	0
Undervotes	29		10	17	2	0	0
Contest Totals	1,365		244	1,048	73	0	0

**Commissioner of Agriculture**

Vote For 1

	TOTAL	VOTE %	Election Day	Early Voting	Ballot By Mail	Provisional Ballots	Limited Ballots
REP Sid Miller	750	56.14%	144	569	37	0	0
DEM Susan Hays	586	43.86%	90	463	33	0	0
Total Votes Cast	1,336	100.00%	234	1,032	70	0	0
Overvotes	0		0	0	0	0	0
Undervotes	29		10	16	3	0	0
Contest Totals	1,365		244	1,048	73	0	0

**Railroad Commissioner**

Vote For 1

	TOTAL	VOTE %	Election Day	Early Voting	Ballot By Mail	Provisional Ballots	Limited Ballots
REP Wayne Christian	734	54.94%	151	548	35	0	0
DEM Luke Warford	563	42.14%	75	454	34	0	0
LIB Jaime Andres Diez	25	1.87%	7	18	0	0	0
GRN Hunter Wayne Crow	14	1.05%	2	10	2	0	0
Total Votes Cast	1,336	100.00%	235	1,030	71	0	0
Overvotes	0		0	0	0	0	0
Undervotes	29		9	18	2	0	0
Contest Totals	1,365		244	1,048	73	0	0



**PCT 031**

**Justice, Supreme Court, Place 3**

Vote For 1

	TOTAL	VOTE %	Election Day	Early Voting	Ballot By Mail	Provisional Ballots	Limited Ballots
REP Debra Lehrmann	752	56.20%	144	570	38	0	0
DEM Erin A. Nowell	563	42.08%	87	445	31	0	0
LIB Thomas Edward Oxford	23	1.72%	5	17	1	0	0
Total Votes Cast	1,338	100.00%	236	1,032	70	0	0
Overvotes	0		0	0	0	0	0
Undervotes	27		8	16	3	0	0
Contest Totals	1,365		244	1,048	73	0	0

**Justice, Supreme Court, Place 5**

Vote For 1

	TOTAL	VOTE %	Election Day	Early Voting	Ballot By Mail	Provisional Ballots	Limited Ballots
REP Rebeca Huddle	769	57.60%	147	582	40	0	0
DEM Amanda Reichel	566	42.40%	90	446	30	0	0
Total Votes Cast	1,335	100.00%	237	1,028	70	0	0
Overvotes	0		0	0	0	0	0
Undervotes	30		7	20	3	0	0
Contest Totals	1,365		244	1,048	73	0	0

**Justice, Supreme Court, Place 9**

Vote For 1

	TOTAL	VOTE %	Election Day	Early Voting	Ballot By Mail	Provisional Ballots	Limited Ballots
REP Evan Young	759	56.85%	144	574	41	0	0
DEM Julia Maldonado	576	43.15%	93	453	30	0	0
Total Votes Cast	1,335	100.00%	237	1,027	71	0	0
Overvotes	0		0	0	0	0	0
Undervotes	30		7	21	2	0	0
Contest Totals	1,365		244	1,048	73	0	0

**Judge, Court of Criminal Appeals, Place 5**




Vote For 1

	TOTAL	VOTE %	Election Day	Early Voting	Ballot By Mail	Provisional Ballots	Limited Ballots
REP Scott Walker	758	57.25%	146	571	41	0	0
DEM Dana Huffman	566	42.75%	89	451	26	0	0
Total Votes Cast	1,324	100.00%	235	1,022	67	0	0
Overvotes	0		0	0	0	0	0
Undervotes	41		9	26	6	0	0
Contest Totals	1,365		244	1,048	73	0	0

**PCT 031**






**Judge, Court of Criminal Appeals, Place 6**

Vote For 1

	TOTAL	VOTE %		Election Day	Early Voting	Ballot By Mail	Provisional Ballots	Limited Ballots
REP Jesse F. McClure, III	757	57.22%		146	571	40	0	0
DEM Robert Johnson	566	42.78%		88	450	28	0	0
Total Votes Cast	1,323	100.00%		234	1,021	68	0	0
Overvotes	0			0	0	0	0	0
Undervotes	42			10	27	5	0	0
Contest Totals	1,365			244	1,048	73	0	0





**Member, State Board of Education, District 12 CCD**

Vote For 1

	TOTAL	VOTE %		Election Day	Early Voting	Ballot By Mail	Provisional Ballots	Limited Ballots
REP Pam Little	744	55.94%		142	564	38	0	0
DEM Alex Cornwallis	547	41.13%		86	430	31	0	0
LIB Christy Mowrey	39	2.93%		9	29	1	0	0
Write-In Totals	0	0.00%		0	0	0	0	0
Total Votes Cast	1,330	100.00%		237	1,023	70	0	0
Overvotes	0			0	0	0	0	0
Undervotes	35			7	25	3	0	0
Contest Totals	1,365			244	1,048	73	0	0




**State Senator, District 8**

Vote For 1

	TOTAL	VOTE %		Election Day	Early Voting	Ballot By Mail	Provisional Ballots	Limited Ballots
REP Angela Paxton	689	52.00%		129	530	30	0	0
DEM Jonathan Cocks	596	44.98%		93	466	37	0	0
LIB Edward Kless	40	3.02%		9	30	1	0	0
Total Votes Cast	1,325	100.00%		231	1,026	68	0	0
Overvotes	0			0	0	0	0	0
Undervotes	40			13	22	5	0	0
Contest Totals	1,365			244	1,048	73	0	0

**State Representative, District 70**

Vote For 1

	TOTAL	VOTE %		Election Day	Early Voting	Ballot By Mail	Provisional Ballots	Limited Ballots
REP Jamee Jolly	756	56.88%		139	576	41	0	0
DEM Mihaela Elizabeth Plesa	573	43.12%		94	450	29	0	0
Total Votes Cast	1,329	100.00%		233	1,026	70	0	0
Overvotes	0			0	0	0	0	0
Undervotes	36			11	22	3	0	0
Contest Totals	1,365			244	1,048	73	0	0

**PCT 031**

**Justice, 5th Court of Appeals District, Place 4**

Vote For 1

	TOTAL	VOTE %	Election Day	Early Voting	Ballot By Mail	Provisional Ballots	Limited Ballots
REP Emily A. Miskel	758	57.34%	147	574	37	0	0
DEM Maricela Moore	564	42.66%	88	446	30	0	0
Total Votes Cast	1,322	100.00%	235	1,020	67	0	0
Overvotes	0		0	0	0	0	0
Undervotes	43		9	28	6	0	0
Contest Totals	1,365		244	1,048	73	0	0

**Justice, 5th Court of Appeals District, Place 7**

Vote For 1

	TOTAL	VOTE %	Election Day	Early Voting	Ballot By Mail	Provisional Ballots	Limited Ballots
REP Kristina Williams	747	56.63%	142	569	36	0	0
DEM Nancy Kennedy	572	43.37%	92	449	31	0	0
Total Votes Cast	1,319	100.00%	234	1,018	67	0	0
Overvotes	0		0	0	0	0	0
Undervotes	46		10	30	6	0	0
Contest Totals	1,365		244	1,048	73	0	0

**County Judge CCD**

Vote For 1

	TOTAL	VOTE %	Election Day	Early Voting	Ballot By Mail	Provisional Ballots	Limited Ballots
REP Chris Hill	763	57.45%	150	576	37	0	0
DEM Joshua Murray	565	42.55%	85	449	31	0	0
Total Votes Cast	1,328	100.00%	235	1,025	68	0	0
Overvotes	0		0	0	0	0	0
Undervotes	37		9	23	5	0	0
Contest Totals	1,365		244	1,048	73	0	0

**District Clerk CCD**

Vote For 1

	TOTAL	VOTE %	Election Day	Early Voting	Ballot By Mail	Provisional Ballots	Limited Ballots
REP Mike Gould	767	58.11%	150	580	37	0	0
DEM David Brignac	553	41.89%	86	437	30	0	0
Total Votes Cast	1,320	100.00%	236	1,017	67	0	0
Overvotes	0		0	0	0	0	0
Undervotes	45		8	31	6	0	0
Contest Totals	1,365		244	1,048	73	0	0

## PCT 031

### County Commissioner, Precinct 4

Vote For 1

	TOTAL	VOTE %	Election Day	Early Voting	Ballot By Mail	Provisional Ballots	Limited Ballots
REP Duncan Webb	771	58.19%	147	585	39	0	0
DEM Jeffrey Williams	554	41.81%	86	442	26	0	0
Total Votes Cast	1,325	100.00%	233	1,027	65	0	0
Overvotes	0		0	0	0	0	0
Undervotes	40		11	21	8	0	0
Contest Totals	1,365		244	1,048	73	0	0

### Justice of the Peace, Precinct 3

Vote For 1

	TOTAL	VOTE %	Election Day	Early Voting	Ballot By Mail	Provisional Ballots	Limited Ballots
REP Mike Missildine	763	58.02%	146	577	40	0	0
DEM Irvin Lynn Barrett	552	41.98%	85	442	25	0	0
Total Votes Cast	1,315	100.00%	231	1,019	65	0	0
Overvotes	0		0	0	0	0	0
Undervotes	50		13	29	8	0	0
Contest Totals	1,365		244	1,048	73	0	0

### Plano ISD - Proposition A

Vote For 1

	TOTAL	VOTE %	Election Day	Early Voting	Ballot By Mail	Provisional Ballots	Limited Ballots
For	695	54.13%	113	536	46	0	0
Against	589	45.87%	120	450	19	0	0
Total Votes Cast	1,284	100.00%	233	986	65	0	0
Overvotes	0		0	0	0	0	0
Undervotes	81		11	62	8	0	0
Contest Totals	1,365		244	1,048	73	0	0

### Plano ISD - Proposition B

Vote For 1

	TOTAL	VOTE %	Election Day	Early Voting	Ballot By Mail	Provisional Ballots	Limited Ballots
For	706	54.86%	122	537	47	0	0
Against	581	45.14%	110	453	18	0	0
Total Votes Cast	1,287	100.00%	232	990	65	0	0
Overvotes	0		0	0	0	0	0
Undervotes	78		12	58	8	0	0
Contest Totals	1,365		244	1,048	73	0	0

**PCT 031**

**Plano ISD - Proposition C**

Vote For 1

	TOTAL	VOTE %		Election Day	Early Voting	Ballot By Mail	Provisional Ballots	Limited Ballots
For	723	56.44%		117	558	48	0	0
Against	558	43.56%		115	426	17	0	0
Total Votes Cast	1,281	100.00%		232	984	65	0	0
Overvotes	0			0	0	0	0	0
Undervotes	84			12	64	8	0	0
Contest Totals	1,365			244	1,048	73	0	0

**Plano ISD - Proposition D**

Vote For 1

	TOTAL	VOTE %		Election Day	Early Voting	Ballot By Mail	Provisional Ballots	Limited Ballots
For	611	47.47%		102	468	41	0	0
Against	676	52.53%		130	522	24	0	0
Total Votes Cast	1,287	100.00%		232	990	65	0	0
Overvotes	0			0	0	0	0	0
Undervotes	78			12	58	8	0	0
Contest Totals	1,365			244	1,048	73	0	0

**Plano ISD - Proposition E**

Vote For 1

	TOTAL	VOTE %		Election Day	Early Voting	Ballot By Mail	Provisional Ballots	Limited Ballots
For	581	45.18%		93	450	38	0	0
Against	705	54.82%		140	538	27	0	0
Total Votes Cast	1,286	100.00%		233	988	65	0	0
Overvotes	0			0	0	0	0	0
Undervotes	79			11	60	8	0	0
Contest Totals	1,365			244	1,048	73	0	0

## PCT 032

### U. S. Representative District 3

Vote For 1

	TOTAL	VOTE %	Election Day	Early Voting	Ballot By Mail	Provisional Ballots	Limited Ballots
REP Keith Self	834	55.01%	211	577	45	1	0
DEM Sandeep Srivastava	639	42.15%	139	466	34	0	0
LIB Christopher Claytor	43	2.84%	17	23	3	0	0
Total Votes Cast	1,516	100.00%	367	1,066	82	1	0
Overvotes	0		0	0	0	0	0
Undervotes	30		6	20	4	0	0
Contest Totals	1,546		373	1,086	86	1	0

### Governor

Vote For 1

	TOTAL	VOTE %	Election Day	Early Voting	Ballot By Mail	Provisional Ballots	Limited Ballots
REP Greg Abbott	821	53.21%	204	571	45	1	0
DEM Beto O'Rourke	689	44.65%	157	493	39	0	0
LIB Mark Tippetts	29	1.88%	9	19	1	0	0
GRN Delilah Barrios	2	0.13%	1	1	0	0	0
Write-In Totals	2	0.13%	2	0	0	0	0
Total Votes Cast	1,543	100.00%	373	1,084	85	1	0
Overvotes	0		0	0	0	0	0
Undervotes	3		0	2	1	0	0
Contest Totals	1,546		373	1,086	86	1	0

### Lieutenant Governor

Vote For 1

	TOTAL	VOTE %	Election Day	Early Voting	Ballot By Mail	Provisional Ballots	Limited Ballots
REP Dan Patrick	783	51.31%	196	543	43	1	0
DEM Mike Collier	703	46.07%	154	507	42	0	0
LIB Shanna Steele	40	2.62%	14	26	0	0	0
Total Votes Cast	1,526	100.00%	364	1,076	85	1	0
Overvotes	0		0	0	0	0	0
Undervotes	20		9	10	1	0	0
Contest Totals	1,546		373	1,086	86	1	0

### Attorney General

Vote For 1

	TOTAL	VOTE %	Election Day	Early Voting	Ballot By Mail	Provisional Ballots	Limited Ballots
REP Ken Paxton	773	50.89%	200	529	43	1	0
DEM Rochelle Mercedes Garza	683	44.96%	144	498	41	0	0
LIB Mark Ash	63	4.15%	20	43	0	0	0
Total Votes Cast	1,519	100.00%	364	1,070	84	1	0
Overvotes	0		0	0	0	0	0
Undervotes	27		9	16	2	0	0
Contest Totals	1,546		373	1,086	86	1	0

**PCT 032**

**Comptroller of Public Accounts**

Vote For 1

	TOTAL	VOTE %	Election Day	Early Voting	Ballot By Mail	Provisional Ballots	Limited Ballots
REP Glenn Hegar	858	56.90%	222	588	47	1	0
DEM Janet T. Dudding	616	40.85%	126	453	37	0	0
LIB V. Alonzo Echevarria-Garza	34	2.25%	10	23	1	0	0
Total Votes Cast	1,508	100.00%	358	1,064	85	1	0
Overvotes	0		0	0	0	0	0
Undervotes	38		15	22	1	0	0
Contest Totals	1,546		373	1,086	86	1	0

**Commissioner of the General Land Office**

Vote For 1

	TOTAL	VOTE %	Election Day	Early Voting	Ballot By Mail	Provisional Ballots	Limited Ballots
REP Dawn Buckingham	852	56.69%	221	587	43	1	0
DEM Jay Kleberg	631	41.98%	131	460	40	0	0
GRN Alfred Molison, Jr	20	1.33%	6	13	1	0	0
Write-In Totals	0	0.00%	0	0	0	0	0
Total Votes Cast	1,503	100.00%	358	1,060	84	1	0
Overvotes	0		0	0	0	0	0
Undervotes	43		15	26	2	0	0
Contest Totals	1,546		373	1,086	86	1	0

**Commissioner of Agriculture**

Vote For 1

	TOTAL	VOTE %	Election Day	Early Voting	Ballot By Mail	Provisional Ballots	Limited Ballots
REP Sid Miller	842	56.13%	222	574	45	1	0
DEM Susan Hays	658	43.87%	135	484	39	0	0
Total Votes Cast	1,500	100.00%	357	1,058	84	1	0
Overvotes	0		0	0	0	0	0
Undervotes	46		16	28	2	0	0
Contest Totals	1,546		373	1,086	86	1	0

**Railroad Commissioner**

Vote For 1

	TOTAL	VOTE %	Election Day	Early Voting	Ballot By Mail	Provisional Ballots	Limited Ballots
REP Wayne Christian	843	56.28%	218	581	43	1	0
DEM Luke Warford	595	39.72%	118	441	36	0	0
LIB Jaime Andres Diez	50	3.34%	15	33	2	0	0
GRN Hunter Wayne Crow	10	0.67%	7	3	0	0	0
Total Votes Cast	1,498	100.00%	358	1,058	81	1	0
Overvotes	0		0	0	0	0	0
Undervotes	48		15	28	5	0	0
Contest Totals	1,546		373	1,086	86	1	0

**PCT 032**

**Justice, Supreme Court, Place 3**

Vote For 1

	TOTAL	VOTE %	Election Day	Early Voting	Ballot By Mail	Provisional Ballots	Limited Ballots
REP Debra Lehrmann	834	55.56%	206	580	47	1	0
DEM Erin A. Nowell	629	41.91%	138	458	33	0	0
LIB Thomas Edward Oxford	38	2.53%	13	23	2	0	0
Total Votes Cast	1,501	100.00%	357	1,061	82	1	0
Overvotes	0		0	0	0	0	0
Undervotes	45		16	25	4	0	0
Contest Totals	1,546		373	1,086	86	1	0

**Justice, Supreme Court, Place 5**

Vote For 1

	TOTAL	VOTE %	Election Day	Early Voting	Ballot By Mail	Provisional Ballots	Limited Ballots
REP Rebeca Huddle	851	57.04%	218	584	48	1	0
DEM Amanda Reichel	641	42.96%	137	470	34	0	0
Total Votes Cast	1,492	100.00%	355	1,054	82	1	0
Overvotes	0		0	0	0	0	0
Undervotes	54		18	32	4	0	0
Contest Totals	1,546		373	1,086	86	1	0

**Justice, Supreme Court, Place 9**

Vote For 1

	TOTAL	VOTE %	Election Day	Early Voting	Ballot By Mail	Provisional Ballots	Limited Ballots
REP Evan Young	845	56.64%	214	582	48	1	0
DEM Julia Maldonado	647	43.36%	140	472	35	0	0
Total Votes Cast	1,492	100.00%	354	1,054	83	1	0
Overvotes	0		0	0	0	0	0
Undervotes	54		19	32	3	0	0
Contest Totals	1,546		373	1,086	86	1	0

**Judge, Court of Criminal Appeals, Place 5**

Vote For 1

	TOTAL	VOTE %	Election Day	Early Voting	Ballot By Mail	Provisional Ballots	Limited Ballots
REP Scott Walker	833	55.98%	207	579	46	1	0
DEM Dana Huffman	655	44.02%	146	473	36	0	0
Total Votes Cast	1,488	100.00%	353	1,052	82	1	0
Overvotes	0		0	0	0	0	0
Undervotes	58		20	34	4	0	0
Contest Totals	1,546		373	1,086	86	1	0



**PCT 032**

**Judge, Court of Criminal Appeals, Place 6**

Vote For 1

	TOTAL	VOTE %		Election Day	Early Voting	Ballot By Mail	Provisional Ballots	Limited Ballots
REP Jesse F. McClure, III	841	56.86%		214	582	44	1	0
DEM Robert Johnson	638	43.14%		137	463	38	0	0
Total Votes Cast	1,479	100.00%		351	1,045	82	1	0
Overvotes	0			0	0	0	0	0
Undervotes	67			22	41	4	0	0
Contest Totals	1,546			373	1,086	86	1	0

**Member, State Board of Education, District 12 CCD**

Vote For 1

	TOTAL	VOTE %		Election Day	Early Voting	Ballot By Mail	Provisional Ballots	Limited Ballots
REP Pam Little	817	54.80%		202	570	44	1	0
DEM Alex Cornwallis	624	41.85%		133	455	36	0	0
LIB Christy Mowrey	50	3.35%		17	29	4	0	0
Write-In Totals	0	0.00%		0	0	0	0	0
Total Votes Cast	1,491	100.00%		352	1,054	84	1	0
Overvotes	0			0	0	0	0	0
Undervotes	55			21	32	2	0	0
Contest Totals	1,546			373	1,086	86	1	0

**State Senator, District 8**

Vote For 1

	TOTAL	VOTE %		Election Day	Early Voting	Ballot By Mail	Provisional Ballots	Limited Ballots
REP Angela Paxton	791	52.52%		206	541	43	1	0
DEM Jonathan Cocks	674	44.75%		141	493	40	0	0
LIB Edward Kless	41	2.72%		14	25	2	0	0
Total Votes Cast	1,506	100.00%		361	1,059	85	1	0
Overvotes	0			0	0	0	0	0
Undervotes	40			12	27	1	0	0
Contest Totals	1,546			373	1,086	86	1	0

**State Representative, District 67**

Vote For 1

	TOTAL	VOTE %		Election Day	Early Voting	Ballot By Mail	Provisional Ballots	Limited Ballots
REP Jeff Leach	851	56.66%		211	591	48	1	0
DEM Kevin Morris	651	43.34%		141	473	37	0	0
Total Votes Cast	1,502	100.00%		352	1,064	85	1	0
Overvotes	0			0	0	0	0	0
Undervotes	44			21	22	1	0	0
Contest Totals	1,546			373	1,086	86	1	0

**PCT 032**

**Justice, 5th Court of Appeals District, Place 4**

Vote For 1

	TOTAL	VOTE %		Election Day	Early Voting	Ballot By Mail	Provisional Ballots	Limited Ballots
REP Emily A. Miskel	844	57.30%		213	587	43	1	0
DEM Maricela Moore	629	42.70%		137	457	35	0	0
Total Votes Cast	1,473	100.00%		350	1,044	78	1	0
Overvotes	0			0	0	0	0	0
Undervotes	73			23	42	8	0	0
Contest Totals	1,546			373	1,086	86	1	0

**Justice, 5th Court of Appeals District, Place 7**

Vote For 1

	TOTAL	VOTE %		Election Day	Early Voting	Ballot By Mail	Provisional Ballots	Limited Ballots
REP Kristina Williams	827	56.22%		210	575	41	1	0
DEM Nancy Kennedy	644	43.78%		140	469	35	0	0
Total Votes Cast	1,471	100.00%		350	1,044	76	1	0
Overvotes	0			0	0	0	0	0
Undervotes	75			23	42	10	0	0
Contest Totals	1,546			373	1,086	86	1	0

**County Judge CCD**

Vote For 1

	TOTAL	VOTE %		Election Day	Early Voting	Ballot By Mail	Provisional Ballots	Limited Ballots
REP Chris Hill	852	57.14%		208	597	46	1	0
DEM Joshua Murray	639	42.86%		146	460	33	0	0
Total Votes Cast	1,491	100.00%		354	1,057	79	1	0
Overvotes	0			0	0	0	0	0
Undervotes	55			19	29	7	0	0
Contest Totals	1,546			373	1,086	86	1	0

**District Clerk CCD**

Vote For 1

	TOTAL	VOTE %		Election Day	Early Voting	Ballot By Mail	Provisional Ballots	Limited Ballots
REP Mike Gould	850	57.67%		217	588	44	1	0
DEM David Brignac	624	42.33%		132	459	33	0	0
Total Votes Cast	1,474	100.00%		349	1,047	77	1	0
Overvotes	0			0	0	0	0	0
Undervotes	72			24	39	9	0	0
Contest Totals	1,546			373	1,086	86	1	0

## PCT 032

### County Commissioner, Precinct 4

Vote For 1

	TOTAL	VOTE %	Election Day	Early Voting	Ballot By Mail	Provisional Ballots	Limited Ballots
REP Duncan Webb	863	58.39%	221	597	44	1	0
DEM Jeffrey Williams	615	41.61%	131	450	34	0	0
Total Votes Cast	1,478	100.00%	352	1,047	78	1	0
Overvotes	0		0	0	0	0	0
Undervotes	68		21	39	8	0	0
Contest Totals	1,546		373	1,086	86	1	0

### Justice of the Peace, Precinct 3

Vote For 1

	TOTAL	VOTE %	Election Day	Early Voting	Ballot By Mail	Provisional Ballots	Limited Ballots
REP Mike Missildine	849	57.79%	222	583	43	1	0
DEM Irvin Lynn Barrett	620	42.21%	128	457	35	0	0
Total Votes Cast	1,469	100.00%	350	1,040	78	1	0
Overvotes	0		0	0	0	0	0
Undervotes	77		23	46	8	0	0
Contest Totals	1,546		373	1,086	86	1	0

### Plano ISD - Proposition A

Vote For 1

	TOTAL	VOTE %	Election Day	Early Voting	Ballot By Mail	Provisional Ballots	Limited Ballots
For	823	55.72%	180	592	50	1	0
Against	654	44.28%	173	456	25	0	0
Total Votes Cast	1,477	100.00%	353	1,048	75	1	0
Overvotes	0		0	0	0	0	0
Undervotes	69		20	38	11	0	0
Contest Totals	1,546		373	1,086	86	1	0

### Plano ISD - Proposition B

Vote For 1

	TOTAL	VOTE %	Election Day	Early Voting	Ballot By Mail	Provisional Ballots	Limited Ballots
For	859	58.28%	196	613	49	1	0
Against	615	41.72%	154	433	28	0	0
Total Votes Cast	1,474	100.00%	350	1,046	77	1	0
Overvotes	0		0	0	0	0	0
Undervotes	72		23	40	9	0	0
Contest Totals	1,546		373	1,086	86	1	0

## PCT 032

### Plano ISD - Proposition C

Vote For 1

	TOTAL	VOTE %		Election Day	Early Voting	Ballot By Mail	Provisional Ballots	Limited Ballots
For	864	58.70%	<div style="width: 58.70%;"><div style="width: 58.70%;"></div></div>	201	610	52	1	0
Against	608	41.30%	<div style="width: 41.30%;"><div style="width: 41.30%;"></div></div>	148	435	25	0	0
Total Votes Cast	1,472	100.00%	<div style="width: 100.00%;"><div style="width: 100.00%;"></div></div>	349	1,045	77	1	0
Overvotes	0			0	0	0	0	0
Undervotes	74			24	41	9	0	0
Contest Totals	1,546			373	1,086	86	1	0

### Plano ISD - Proposition D

Vote For 1

	TOTAL	VOTE %		Election Day	Early Voting	Ballot By Mail	Provisional Ballots	Limited Ballots
For	720	49.11%	<div style="width: 49.11%;"><div style="width: 49.11%;"></div></div>	166	516	37	1	0
Against	746	50.89%	<div style="width: 50.89%;"><div style="width: 50.89%;"></div></div>	183	525	38	0	0
Total Votes Cast	1,466	100.00%	<div style="width: 100.00%;"><div style="width: 100.00%;"></div></div>	349	1,041	75	1	0
Overvotes	0			0	0	0	0	0
Undervotes	80			24	45	11	0	0
Contest Totals	1,546			373	1,086	86	1	0

### Plano ISD - Proposition E

Vote For 1

	TOTAL	VOTE %		Election Day	Early Voting	Ballot By Mail	Provisional Ballots	Limited Ballots
For	699	47.52%	<div style="width: 47.52%;"><div style="width: 47.52%;"></div></div>	162	499	37	1	0
Against	772	52.48%	<div style="width: 52.48%;"><div style="width: 52.48%;"></div></div>	187	547	38	0	0
Total Votes Cast	1,471	100.00%	<div style="width: 100.00%;"><div style="width: 100.00%;"></div></div>	349	1,046	75	1	0
Overvotes	0			0	0	0	0	0
Undervotes	75			24	40	11	0	0
Contest Totals	1,546			373	1,086	86	1	0

## PCT 033

### U. S. Representative District 3

Vote For 1

	TOTAL	VOTE %	Election Day	Early Voting	Ballot By Mail	Provisional Ballots	Limited Ballots
REP Keith Self	1,905	70.82%	706	1,167	29	3	0
DEM Sandeep Srivastava	720	26.77%	234	468	18	0	0
LIB Christopher Claytor	65	2.42%	35	28	2	0	0
Total Votes Cast	2,690	100.00%	975	1,663	49	3	0
Overvotes	0		0	0	0	0	0
Undervotes	53		25	26	2	0	0
Contest Totals	2,743		1,000	1,689	51	3	0

### Governor

Vote For 1

	TOTAL	VOTE %	Election Day	Early Voting	Ballot By Mail	Provisional Ballots	Limited Ballots
REP Greg Abbott	1,887	68.99%	700	1,157	27	3	0
DEM Beto O'Rourke	796	29.10%	271	504	21	0	0
LIB Mark Tippetts	40	1.46%	19	19	2	0	0
GRN Delilah Barrios	7	0.26%	4	3	0	0	0
Write-In Totals	5	0.18%	3	2	0	0	0
Total Votes Cast	2,735	100.00%	997	1,685	50	3	0
Overvotes	0		0	0	0	0	0
Undervotes	8		3	4	1	0	0
Contest Totals	2,743		1,000	1,689	51	3	0

### Lieutenant Governor

Vote For 1

	TOTAL	VOTE %	Election Day	Early Voting	Ballot By Mail	Provisional Ballots	Limited Ballots
REP Dan Patrick	1,850	68.32%	685	1,134	28	3	0
DEM Mike Collier	765	28.25%	249	496	20	0	0
LIB Shanna Steele	93	3.43%	50	41	2	0	0
Total Votes Cast	2,708	100.00%	984	1,671	50	3	0
Overvotes	0		0	0	0	0	0
Undervotes	35		16	18	1	0	0
Contest Totals	2,743		1,000	1,689	51	3	0

### Attorney General

Vote For 1

	TOTAL	VOTE %	Election Day	Early Voting	Ballot By Mail	Provisional Ballots	Limited Ballots
REP Ken Paxton	1,834	67.93%	686	1,118	27	3	0
DEM Rochelle Mercedes Garza	764	28.30%	250	493	21	0	0
LIB Mark Ash	102	3.78%	48	52	2	0	0
Total Votes Cast	2,700	100.00%	984	1,663	50	3	0
Overvotes	0		0	0	0	0	0
Undervotes	43		16	26	1	0	0
Contest Totals	2,743		1,000	1,689	51	3	0

**PCT 033**

**Comptroller of Public Accounts**

Vote For 1

	TOTAL	VOTE %	Election Day	Early Voting	Ballot By Mail	Provisional Ballots	Limited Ballots
REP Glenn Hegar	1,912	71.50%	714	1,167	28	3	0
DEM Janet T. Dudding	694	25.95%	219	457	18	0	0
LIB V. Alonzo Echevarria-Garza	68	2.54%	36	29	3	0	0
Total Votes Cast	2,674	100.00%	969	1,653	49	3	0
Overvotes	0		0	0	0	0	0
Undervotes	69		31	36	2	0	0
Contest Totals	2,743		1,000	1,689	51	3	0

**Commissioner of the General Land Office**

Vote For 1

	TOTAL	VOTE %	Election Day	Early Voting	Ballot By Mail	Provisional Ballots	Limited Ballots
REP Dawn Buckingham	1,928	72.10%	727	1,169	29	3	0
DEM Jay Kleberg	710	26.55%	227	463	20	0	0
GRN Alfred Molison, Jr	34	1.27%	16	18	0	0	0
Write-In Totals	2	0.07%	1	1	0	0	0
Total Votes Cast	2,674	100.00%	971	1,651	49	3	0
Overvotes	0		0	0	0	0	0
Undervotes	69		29	38	2	0	0
Contest Totals	2,743		1,000	1,689	51	3	0

**Commissioner of Agriculture**

Vote For 1

	TOTAL	VOTE %	Election Day	Early Voting	Ballot By Mail	Provisional Ballots	Limited Ballots
REP Sid Miller	1,924	72.20%	715	1,175	31	3	0
DEM Susan Hays	741	27.80%	248	475	18	0	0
Total Votes Cast	2,665	100.00%	963	1,650	49	3	0
Overvotes	0		0	0	0	0	0
Undervotes	78		37	39	2	0	0
Contest Totals	2,743		1,000	1,689	51	3	0

**Railroad Commissioner**

Vote For 1

	TOTAL	VOTE %	Election Day	Early Voting	Ballot By Mail	Provisional Ballots	Limited Ballots
REP Wayne Christian	1,888	70.66%	700	1,158	27	3	0
DEM Luke Warford	686	25.67%	211	456	19	0	0
LIB Jaime Andres Diez	71	2.66%	38	31	2	0	0
GRN Hunter Wayne Crow	27	1.01%	14	12	1	0	0
Total Votes Cast	2,672	100.00%	963	1,657	49	3	0
Overvotes	0		0	0	0	0	0
Undervotes	71		37	32	2	0	0
Contest Totals	2,743		1,000	1,689	51	3	0

**PCT 033**

**Justice, Supreme Court, Place 3**

Vote For 1

	TOTAL	VOTE %		Election Day	Early Voting	Ballot By Mail	Provisional Ballots	Limited Ballots
REP Debra Lehrmann	1,896	71.01%		700	1,165	28	3	0
DEM Erin A. Nowell	712	26.67%		230	463	19	0	0
LIB Thomas Edward Oxford	62	2.32%		34	25	3	0	0
Total Votes Cast	2,670	100.00%		964	1,653	50	3	0
Overvotes	0			0	0	0	0	0
Undervotes	73			36	36	1	0	0
Contest Totals	2,743			1,000	1,689	51	3	0

**Justice, Supreme Court, Place 5**

Vote For 1

	TOTAL	VOTE %		Election Day	Early Voting	Ballot By Mail	Provisional Ballots	Limited Ballots
REP Rebeca Huddle	1,916	72.19%		717	1,167	29	3	0
DEM Amanda Reichel	738	27.81%		244	473	21	0	0
Total Votes Cast	2,654	100.00%		961	1,640	50	3	0
Overvotes	0			0	0	0	0	0
Undervotes	89			39	49	1	0	0
Contest Totals	2,743			1,000	1,689	51	3	0

**Justice, Supreme Court, Place 9**

Vote For 1

	TOTAL	VOTE %		Election Day	Early Voting	Ballot By Mail	Provisional Ballots	Limited Ballots
REP Evan Young	1,905	71.75%		714	1,160	28	3	0
DEM Julia Maldonado	750	28.25%		247	481	22	0	0
Total Votes Cast	2,655	100.00%		961	1,641	50	3	0
Overvotes	0			0	0	0	0	0
Undervotes	88			39	48	1	0	0
Contest Totals	2,743			1,000	1,689	51	3	0

**Judge, Court of Criminal Appeals, Place 5**

Vote For 1

	TOTAL	VOTE %		Election Day	Early Voting	Ballot By Mail	Provisional Ballots	Limited Ballots
REP Scott Walker	1,907	71.99%		714	1,160	30	3	0
DEM Dana Huffman	742	28.01%		243	480	19	0	0
Total Votes Cast	2,649	100.00%		957	1,640	49	3	0
Overvotes	0			0	0	0	0	0
Undervotes	94			43	49	2	0	0
Contest Totals	2,743			1,000	1,689	51	3	0

**PCT 033**

**Judge, Court of Criminal Appeals, Place 6**

Vote For 1

	TOTAL	VOTE %		Election Day	Early Voting	Ballot By Mail	Provisional Ballots	Limited Ballots
REP Jesse F. McClure, III	1,916	72.36%		715	1,169	29	3	0
DEM Robert Johnson	732	27.64%		244	468	20	0	0
Total Votes Cast	2,648	100.00%		959	1,637	49	3	0
Overvotes	0			0	0	0	0	0
Undervotes	95			41	52	2	0	0
Contest Totals	2,743			1,000	1,689	51	3	0

**Member, State Board of Education, District 12 CCD**

Vote For 1

	TOTAL	VOTE %		Election Day	Early Voting	Ballot By Mail	Provisional Ballots	Limited Ballots
REP Pam Little	1,864	70.23%		682	1,151	28	3	0
DEM Alex Cornwallis	711	26.79%		234	458	19	0	0
LIB Christy Mowrey	76	2.86%		41	33	2	0	0
Write-In Totals	3	0.11%		1	2	0	0	0
Total Votes Cast	2,654	100.00%		958	1,644	49	3	0
Overvotes	0			0	0	0	0	0
Undervotes	89			42	45	2	0	0
Contest Totals	2,743			1,000	1,689	51	3	0

**State Senator, District 8**

Vote For 1

	TOTAL	VOTE %		Election Day	Early Voting	Ballot By Mail	Provisional Ballots	Limited Ballots
REP Angela Paxton	1,860	69.90%		695	1,136	26	3	0
DEM Jonathan Cocks	722	27.13%		232	469	21	0	0
LIB Edward Kless	79	2.97%		38	38	3	0	0
Total Votes Cast	2,661	100.00%		965	1,643	50	3	0
Overvotes	0			0	0	0	0	0
Undervotes	82			35	46	1	0	0
Contest Totals	2,743			1,000	1,689	51	3	0

**Justice, 5th Court of Appeals District, Place 4**

Vote For 1

	TOTAL	VOTE %		Election Day	Early Voting	Ballot By Mail	Provisional Ballots	Limited Ballots
REP Emily A. Miskel	1,894	72.02%		709	1,153	29	3	0
DEM Maricela Moore	736	27.98%		243	473	20	0	0
Total Votes Cast	2,630	100.00%		952	1,626	49	3	0
Overvotes	0			0	0	0	0	0
Undervotes	113			48	63	2	0	0
Contest Totals	2,743			1,000	1,689	51	3	0



**PCT 033**

**Justice, 5th Court of Appeals District, Place 7**

Vote For 1

	TOTAL	VOTE %	Election Day	Early Voting	Ballot By Mail	Provisional Ballots	Limited Ballots
REP Kristina Williams	1,909	72.20%	715	1,161	30	3	0
DEM Nancy Kennedy	735	27.80%	243	472	20	0	0
Total Votes Cast	2,644	100.00%	958	1,633	50	3	0
Overvotes	0		0	0	0	0	0
Undervotes	99		42	56	1	0	0
Contest Totals	2,743		1,000	1,689	51	3	0

**County Judge CCD**

Vote For 1

	TOTAL	VOTE %	Election Day	Early Voting	Ballot By Mail	Provisional Ballots	Limited Ballots
REP Chris Hill	1,892	70.94%	712	1,149	28	3	0
DEM Joshua Murray	775	29.06%	253	501	21	0	0
Total Votes Cast	2,667	100.00%	965	1,650	49	3	0
Overvotes	0		0	0	0	0	0
Undervotes	76		35	39	2	0	0
Contest Totals	2,743		1,000	1,689	51	3	0

**District Clerk CCD**

Vote For 1

	TOTAL	VOTE %	Election Day	Early Voting	Ballot By Mail	Provisional Ballots	Limited Ballots
REP Mike Gould	1,934	73.23%	724	1,179	28	3	0
DEM David Brignac	707	26.77%	231	456	20	0	0
Total Votes Cast	2,641	100.00%	955	1,635	48	3	0
Overvotes	0		0	0	0	0	0
Undervotes	102		45	54	3	0	0
Contest Totals	2,743		1,000	1,689	51	3	0

**Justice of the Peace, Precinct 2**

Vote For 1

	TOTAL	VOTE %	Election Day	Early Voting	Ballot By Mail	Provisional Ballots	Limited Ballots
REP Ellen Skinner	1,912	72.45%	716	1,166	27	3	0
DEM Jennifer McKenzie	727	27.55%	239	467	21	0	0
Total Votes Cast	2,639	100.00%	955	1,633	48	3	0
Overvotes	0		0	0	0	0	0
Undervotes	104		45	56	3	0	0
Contest Totals	2,743		1,000	1,689	51	3	0

## PCT 033

### Lavon, City of - Council, Place 5

Vote For 1

	TOTAL	VOTE %	Election Day	Early Voting	Ballot By Mail	Provisional Ballots	Limited Ballots
Lindsey Hedge	572	49.61%	226	340	5	1	0
Tracy Filo	354	30.70%	127	224	3	0	0
Lindsay Tarrant	227	19.69%	87	137	3	0	0
Total Votes Cast	1,153	100.00%	440	701	11	1	0
Overvotes	0		0	0	0	0	0
Undervotes	732		288	431	12	1	0
Contest Totals	1,885		728	1,132	23	2	0

### Lavon, City of - Home Rule Charter

Vote For 1

	TOTAL	VOTE %	Election Day	Early Voting	Ballot By Mail	Provisional Ballots	Limited Ballots
For	1,003	71.75%	346	640	16	1	0
Against	395	28.25%	161	231	3	0	0
Total Votes Cast	1,398	100.00%	507	871	19	1	0
Overvotes	0		0	0	0	0	0
Undervotes	487		221	261	4	1	0
Contest Totals	1,885		728	1,132	23	2	0

### Wylie ISD - Trustee, Place 1

Vote For 1

	TOTAL	VOTE %	Election Day	Early Voting	Ballot By Mail	Provisional Ballots	Limited Ballots
Jill Palmer	32	47.06%	7	24	1	0	0
Stacie Smith	36	52.94%	10	26	0	0	0
Total Votes Cast	68	100.00%	17	50	1	0	0
Overvotes	0		0	0	0	0	0
Undervotes	34		4	30	0	0	0
Contest Totals	102		21	80	1	0	0

### Wylie ISD - Trustee, Place 2

Vote For 1

	TOTAL	VOTE %	Election Day	Early Voting	Ballot By Mail	Provisional Ballots	Limited Ballots
Jeffrey Keech	30	42.25%	8	21	1	0	0
Mike Williams	41	57.75%	9	32	0	0	0
Total Votes Cast	71	100.00%	17	53	1	0	0
Overvotes	0		0	0	0	0	0
Undervotes	31		4	27	0	0	0
Contest Totals	102		21	80	1	0	0

## PCT 033

### Wylie ISD - Trustee, Place 5

Vote For 1

	TOTAL	VOTE %		Election Day	Early Voting	Ballot By Mail	Provisional Ballots	Limited Ballots
Virddie Montgomery	41	60.29%	<div style="width: 60.29%;"><div style="width: 60.29%;"></div></div>	10	31	0	0	0
Kevin Brooks	27	39.71%	<div style="width: 39.71%;"><div style="width: 39.71%;"></div></div>	7	19	1	0	0
Total Votes Cast	68	100.00%	<div style="width: 100%;"><div style="width: 100%;"></div></div>	17	50	1	0	0
Overvotes	0			0	0	0	0	0
Undervotes	34			4	30	0	0	0
Contest Totals	102			21	80	1	0	0

### Wylie ISD - Trustee, Place 6

Vote For 1

	TOTAL	VOTE %		Election Day	Early Voting	Ballot By Mail	Provisional Ballots	Limited Ballots
Jacob Day	43	67.19%	<div style="width: 67.19%;"><div style="width: 67.19%;"></div></div>	11	32	0	0	0
Michael Schwerin	21	32.81%	<div style="width: 32.81%;"><div style="width: 32.81%;"></div></div>	6	14	1	0	0
Total Votes Cast	64	100.00%	<div style="width: 100%;"><div style="width: 100%;"></div></div>	17	46	1	0	0
Overvotes	0			0	0	0	0	0
Undervotes	38			4	34	0	0	0
Contest Totals	102			21	80	1	0	0

### Collin County MUD No. 5 - Proposition A

Vote For 1

	TOTAL	VOTE %		Election Day	Early Voting	Ballot By Mail	Provisional Ballots	Limited Ballots
For	1	100.00%	<div style="width: 100%;"><div style="width: 100%;"></div></div>	0	1	0	0	0
Against	0	0.00%	<div style="width: 0%;"><div style="width: 0%;"></div></div>	0	0	0	0	0
Total Votes Cast	1	100.00%	<div style="width: 100%;"><div style="width: 100%;"></div></div>	0	1	0	0	0
Overvotes	0			0	0	0	0	0
Undervotes	0			0	0	0	0	0
Contest Totals	1			0	1	0	0	0

### Collin County MUD No. 5 - Directors

Vote For 4

	TOTAL	VOTE %		Election Day	Early Voting	Ballot By Mail	Provisional Ballots	Limited Ballots
Thomas Frierson	1	25.00%	<div style="width: 25%;"><div style="width: 25%;"></div></div>	0	1	0	0	0
MaRetta Dyer	1	25.00%	<div style="width: 25%;"><div style="width: 25%;"></div></div>	0	1	0	0	0
Orlando Batista	1	25.00%	<div style="width: 25%;"><div style="width: 25%;"></div></div>	0	1	0	0	0
Julia Brantley	1	25.00%	<div style="width: 25%;"><div style="width: 25%;"></div></div>	0	1	0	0	0
Total Votes Cast	4	100.00%	<div style="width: 100%;"><div style="width: 100%;"></div></div>	0	4	0	0	0
Overvotes	0			0	0	0	0	0
Undervotes	0			0	0	0	0	0
Contest Totals	4			0	4	0	0	0

**PCT 033**

**Collin County MUD No. 5 - Proposition B**

Vote For 1

	TOTAL	VOTE %		Election Day	Early Voting	Ballot By Mail	Provisional Ballots	Limited Ballots
For	1	100.00%	<div style="width: 100%; height: 10px; background-color: #ffc107;"></div>	0	1	0	0	0
Against	0	0.00%	<div style="width: 0%; height: 10px; background-color: #6c757d;"></div>	0	0	0	0	0
Total Votes Cast	1	100.00%	<div style="width: 100%; height: 10px; background-color: #ffc107;"></div>	0	1	0	0	0
Overvotes	0			0	0	0	0	0
Undervotes	0			0	0	0	0	0
Contest Totals	1			0	1	0	0	0

**Collin County MUD No. 5 - Proposition C**

Vote For 1

	TOTAL	VOTE %		Election Day	Early Voting	Ballot By Mail	Provisional Ballots	Limited Ballots
For	1	100.00%	<div style="width: 100%; height: 10px; background-color: #ffc107;"></div>	0	1	0	0	0
Against	0	0.00%	<div style="width: 0%; height: 10px; background-color: #6c757d;"></div>	0	0	0	0	0
Total Votes Cast	1	100.00%	<div style="width: 100%; height: 10px; background-color: #ffc107;"></div>	0	1	0	0	0
Overvotes	0			0	0	0	0	0
Undervotes	0			0	0	0	0	0
Contest Totals	1			0	1	0	0	0

**Collin County MUD No. 5 - Proposition D**

Vote For 1

	TOTAL	VOTE %		Election Day	Early Voting	Ballot By Mail	Provisional Ballots	Limited Ballots
For	1	100.00%	<div style="width: 100%; height: 10px; background-color: #ffc107;"></div>	0	1	0	0	0
Against	0	0.00%	<div style="width: 0%; height: 10px; background-color: #6c757d;"></div>	0	0	0	0	0
Total Votes Cast	1	100.00%	<div style="width: 100%; height: 10px; background-color: #ffc107;"></div>	0	1	0	0	0
Overvotes	0			0	0	0	0	0
Undervotes	0			0	0	0	0	0
Contest Totals	1			0	1	0	0	0

**Collin County MUD No. 5 - Proposition E**

Vote For 1

	TOTAL	VOTE %		Election Day	Early Voting	Ballot By Mail	Provisional Ballots	Limited Ballots
For	1	100.00%	<div style="width: 100%; height: 10px; background-color: #ffc107;"></div>	0	1	0	0	0
Against	0	0.00%	<div style="width: 0%; height: 10px; background-color: #6c757d;"></div>	0	0	0	0	0
Total Votes Cast	1	100.00%	<div style="width: 100%; height: 10px; background-color: #ffc107;"></div>	0	1	0	0	0
Overvotes	0			0	0	0	0	0
Undervotes	0			0	0	0	0	0
Contest Totals	1			0	1	0	0	0

**PCT 033**

**Collin County MUD No. 5 - Proposition F**

Vote For 1

	TOTAL	VOTE %		Election Day	Early Voting	Ballot By Mail	Provisional Ballots	Limited Ballots
For	1	100.00%	<div style="width: 100%; height: 10px; background-color: #f0e68c;"></div>	0	1	0	0	0
Against	0	0.00%	<div style="width: 0%; height: 10px; background-color: #d3d3d3;"></div>	0	0	0	0	0
Total Votes Cast	1	100.00%	<div style="width: 100%; height: 10px; background-color: #f0e68c;"></div>	0	1	0	0	0
Overvotes	0			0	0	0	0	0
Undervotes	0			0	0	0	0	0
Contest Totals	1			0	1	0	0	0

## PCT 034

### U. S. Representative District 3

Vote For 1

	TOTAL	VOTE %	Election Day	Early Voting	Ballot By Mail	Provisional Ballots	Limited Ballots
REP Keith Self	1,025	42.76%	302	709	14	0	0
DEM Sandeep Srivastava	1,314	54.82%	280	985	48	1	0
LIB Christopher Claytor	58	2.42%	25	32	1	0	0
Total Votes Cast	2,397	100.00%	607	1,726	63	1	0
Overvotes	0		0	0	0	0	0
Undervotes	51		19	31	1	0	0
Contest Totals	2,448		626	1,757	64	1	0

### Governor

Vote For 1

	TOTAL	VOTE %	Election Day	Early Voting	Ballot By Mail	Provisional Ballots	Limited Ballots
REP Greg Abbott	1,020	41.87%	310	695	15	0	0
DEM Beto O'Rourke	1,390	57.06%	304	1,036	49	1	0
LIB Mark Tippetts	21	0.86%	10	11	0	0	0
GRN Delilah Barrios	5	0.21%	0	5	0	0	0
Write-In Totals	0	0.00%	0	0	0	0	0
Total Votes Cast	2,436	100.00%	624	1,747	64	1	0
Overvotes	0		0	0	0	0	0
Undervotes	12		2	10	0	0	0
Contest Totals	2,448		626	1,757	64	1	0

### Lieutenant Governor

Vote For 1

	TOTAL	VOTE %	Election Day	Early Voting	Ballot By Mail	Provisional Ballots	Limited Ballots
REP Dan Patrick	991	41.14%	298	678	15	0	0
DEM Mike Collier	1,382	57.37%	298	1,035	48	1	0
LIB Shanna Steele	36	1.49%	13	23	0	0	0
Total Votes Cast	2,409	100.00%	609	1,736	63	1	0
Overvotes	0		0	0	0	0	0
Undervotes	39		17	21	1	0	0
Contest Totals	2,448		626	1,757	64	1	0

### Attorney General

Vote For 1

	TOTAL	VOTE %	Election Day	Early Voting	Ballot By Mail	Provisional Ballots	Limited Ballots
REP Ken Paxton	969	40.61%	288	667	14	0	0
DEM Rochelle Mercedes Garza	1,340	56.16%	288	1,003	48	1	0
LIB Mark Ash	77	3.23%	26	49	2	0	0
Total Votes Cast	2,386	100.00%	602	1,719	64	1	0
Overvotes	0		0	0	0	0	0
Undervotes	62		24	38	0	0	0
Contest Totals	2,448		626	1,757	64	1	0

**PCT 034**

**Comptroller of Public Accounts**

Vote For 1

	TOTAL	VOTE %	Election Day	Early Voting	Ballot By Mail	Provisional Ballots	Limited Ballots
REP Glenn Hegar	1,096	46.01%	330	751	15	0	0
DEM Janet T. Dudding	1,242	52.14%	246	946	49	1	0
LIB V. Alonzo Echevarria-Garza	44	1.85%	24	20	0	0	0
Total Votes Cast	2,382	100.00%	600	1,717	64	1	0
Overvotes	0		0	0	0	0	0
Undervotes	66		26	40	0	0	0
Contest Totals	2,448		626	1,757	64	1	0

**Commissioner of the General Land Office**

Vote For 1

	TOTAL	VOTE %	Election Day	Early Voting	Ballot By Mail	Provisional Ballots	Limited Ballots
REP Dawn Buckingham	1,083	45.60%	320	748	15	0	0
DEM Jay Kleberg	1,264	53.22%	267	949	47	1	0
GRN Alfred Molison, Jr	26	1.09%	8	17	1	0	0
Write-In Totals	2	0.08%	1	1	0	0	0
Total Votes Cast	2,375	100.00%	596	1,715	63	1	0
Overvotes	0		0	0	0	0	0
Undervotes	73		30	42	1	0	0
Contest Totals	2,448		626	1,757	64	1	0

**Commissioner of Agriculture**

Vote For 1

	TOTAL	VOTE %	Election Day	Early Voting	Ballot By Mail	Provisional Ballots	Limited Ballots
REP Sid Miller	1,069	45.20%	311	742	16	0	0
DEM Susan Hays	1,296	54.80%	281	967	47	1	0
Total Votes Cast	2,365	100.00%	592	1,709	63	1	0
Overvotes	0		0	0	0	0	0
Undervotes	83		34	48	1	0	0
Contest Totals	2,448		626	1,757	64	1	0

**Railroad Commissioner**

Vote For 1

	TOTAL	VOTE %	Election Day	Early Voting	Ballot By Mail	Provisional Ballots	Limited Ballots
REP Wayne Christian	1,038	43.89%	302	720	16	0	0
DEM Luke Warford	1,260	53.28%	262	952	45	1	0
LIB Jaime Andres Diez	44	1.86%	19	24	1	0	0
GRN Hunter Wayne Crow	23	0.97%	10	12	1	0	0
Total Votes Cast	2,365	100.00%	593	1,708	63	1	0
Overvotes	0		0	0	0	0	0
Undervotes	83		33	49	1	0	0
Contest Totals	2,448		626	1,757	64	1	0

**PCT 034**

**Justice, Supreme Court, Place 3**

Vote For 1

	TOTAL	VOTE %		Election Day	Early Voting	Ballot By Mail	Provisional Ballots	Limited Ballots
REP Debra Lehrmann	1,051	44.33%		313	723	15	0	0
DEM Erin A. Nowell	1,288	54.32%		265	974	48	1	0
LIB Thomas Edward Oxford	32	1.35%		16	15	1	0	0
Total Votes Cast	2,371	100.00%		594	1,712	64	1	0
Overvotes	0			0	0	0	0	0
Undervotes	77			32	45	0	0	0
Contest Totals	2,448			626	1,757	64	1	0

**Justice, Supreme Court, Place 5**

Vote For 1

	TOTAL	VOTE %		Election Day	Early Voting	Ballot By Mail	Provisional Ballots	Limited Ballots
REP Rebeca Huddle	1,071	45.25%		321	735	15	0	0
DEM Amanda Reichel	1,296	54.75%		272	975	48	1	0
Total Votes Cast	2,367	100.00%		593	1,710	63	1	0
Overvotes	0			0	0	0	0	0
Undervotes	81			33	47	1	0	0
Contest Totals	2,448			626	1,757	64	1	0

**Justice, Supreme Court, Place 9**

Vote For 1

	TOTAL	VOTE %		Election Day	Early Voting	Ballot By Mail	Provisional Ballots	Limited Ballots
REP Evan Young	1,055	44.65%		316	725	14	0	0
DEM Julia Maldonado	1,308	55.35%		277	980	50	1	0
Total Votes Cast	2,363	100.00%		593	1,705	64	1	0
Overvotes	0			0	0	0	0	0
Undervotes	85			33	52	0	0	0
Contest Totals	2,448			626	1,757	64	1	0

**Judge, Court of Criminal Appeals, Place 5**

Vote For 1

	TOTAL	VOTE %		Election Day	Early Voting	Ballot By Mail	Provisional Ballots	Limited Ballots
REP Scott Walker	1,058	45.00%		315	729	14	0	0
DEM Dana Huffman	1,293	55.00%		274	968	50	1	0
Total Votes Cast	2,351	100.00%		589	1,697	64	1	0
Overvotes	0			0	0	0	0	0
Undervotes	97			37	60	0	0	0
Contest Totals	2,448			626	1,757	64	1	0



**PCT 034**

**Judge, Court of Criminal Appeals, Place 6**

Vote For 1

	TOTAL	VOTE %		Election Day	Early Voting	Ballot By Mail	Provisional Ballots	Limited Ballots
REP Jesse F. McClure, III	1,064	45.22%		321	728	15	0	0
DEM Robert Johnson	1,289	54.78%		268	971	49	1	0
Total Votes Cast	2,353	100.00%		589	1,699	64	1	0
Overvotes	0			0	0	0	0	0
Undervotes	95			37	58	0	0	0
Contest Totals	2,448			626	1,757	64	1	0

**Member, State Board of Education, District 12 CCD**

Vote For 1

	TOTAL	VOTE %		Election Day	Early Voting	Ballot By Mail	Provisional Ballots	Limited Ballots
REP Pam Little	1,049	44.45%		312	723	14	0	0
DEM Alex Cornwallis	1,252	53.05%		255	948	48	1	0
LIB Christy Mowrey	59	2.50%		25	32	2	0	0
Write-In Totals	0	0.00%		0	0	0	0	0
Total Votes Cast	2,360	100.00%		592	1,703	64	1	0
Overvotes	0			0	0	0	0	0
Undervotes	88			34	54	0	0	0
Contest Totals	2,448			626	1,757	64	1	0

**State Senator, District 8**

Vote For 1

	TOTAL	VOTE %		Election Day	Early Voting	Ballot By Mail	Provisional Ballots	Limited Ballots
REP Angela Paxton	997	42.14%		298	686	13	0	0
DEM Jonathan Cocks	1,310	55.37%		266	995	48	1	0
LIB Edward Kless	59	2.49%		27	29	3	0	0
Total Votes Cast	2,366	100.00%		591	1,710	64	1	0
Overvotes	0			0	0	0	0	0
Undervotes	82			35	47	0	0	0
Contest Totals	2,448			626	1,757	64	1	0

**State Representative, District 66**

Vote For 1

	TOTAL	VOTE %		Election Day	Early Voting	Ballot By Mail	Provisional Ballots	Limited Ballots
REP Matt Shaheen	1,110	46.78%		335	760	15	0	0
DEM Jesse Ringness	1,263	53.22%		258	955	49	1	0
Total Votes Cast	2,373	100.00%		593	1,715	64	1	0
Overvotes	0			0	0	0	0	0
Undervotes	75			33	42	0	0	0
Contest Totals	2,448			626	1,757	64	1	0

**PCT 034**

**Justice, 5th Court of Appeals District, Place 4**

Vote For 1

	TOTAL	VOTE %		Election Day	Early Voting	Ballot By Mail	Provisional Ballots	Limited Ballots
REP Emily A. Miskel	1,069	45.66%		316	739	13	1	0
DEM Maricela Moore	1,272	54.34%		267	958	47	0	0
Total Votes Cast	2,341	100.00%		583	1,697	60	1	0
Overvotes	0			0	0	0	0	0
Undervotes	107			43	60	4	0	0
Contest Totals	2,448			626	1,757	64	1	0

**Justice, 5th Court of Appeals District, Place 7**

Vote For 1

	TOTAL	VOTE %		Election Day	Early Voting	Ballot By Mail	Provisional Ballots	Limited Ballots
REP Kristina Williams	1,039	44.50%		311	715	13	0	0
DEM Nancy Kennedy	1,296	55.50%		273	975	47	1	0
Total Votes Cast	2,335	100.00%		584	1,690	60	1	0
Overvotes	0			0	0	0	0	0
Undervotes	113			42	67	4	0	0
Contest Totals	2,448			626	1,757	64	1	0

**County Judge CCD**

Vote For 1

	TOTAL	VOTE %		Election Day	Early Voting	Ballot By Mail	Provisional Ballots	Limited Ballots
REP Chris Hill	1,071	45.40%		319	737	15	0	0
DEM Joshua Murray	1,288	54.60%		272	971	44	1	0
Total Votes Cast	2,359	100.00%		591	1,708	59	1	0
Overvotes	0			0	0	0	0	0
Undervotes	89			35	49	5	0	0
Contest Totals	2,448			626	1,757	64	1	0

**District Clerk CCD**

Vote For 1

	TOTAL	VOTE %		Election Day	Early Voting	Ballot By Mail	Provisional Ballots	Limited Ballots
REP Mike Gould	1,064	45.55%		318	731	15	0	0
DEM David Brignac	1,272	54.45%		269	958	44	1	0
Total Votes Cast	2,336	100.00%		587	1,689	59	1	0
Overvotes	0			0	0	0	0	0
Undervotes	112			39	68	5	0	0
Contest Totals	2,448			626	1,757	64	1	0

## PCT 034

### Justice of the Peace, Precinct 4

Vote For 1

	TOTAL	VOTE %		Election Day	Early Voting	Ballot By Mail	Provisional Ballots	Limited Ballots
REP Vincent Venegoni	1,041	44.95%	<div style="width: 44.95%;"><div style="width: 44.95%;"></div></div>	318	709	14	0	0
DEM Adam Kern	1,275	55.05%	<div style="width: 55.05%;"><div style="width: 55.05%;"></div></div>	268	963	43	1	0
Total Votes Cast	2,316	100.00%	<div style="width: 100.00%;"><div style="width: 100.00%;"></div></div>	586	1,672	57	1	0
Overvotes	0			0	0	0	0	0
Undervotes	132			40	85	7	0	0
Contest Totals	2,448			626	1,757	64	1	0

### Plano ISD - Proposition A

Vote For 1

	TOTAL	VOTE %		Election Day	Early Voting	Ballot By Mail	Provisional Ballots	Limited Ballots
For	1,196	52.57%	<div style="width: 52.57%;"><div style="width: 52.57%;"></div></div>	275	885	35	1	0
Against	1,079	47.43%	<div style="width: 47.43%;"><div style="width: 47.43%;"></div></div>	294	766	19	0	0
Total Votes Cast	2,275	100.00%	<div style="width: 100.00%;"><div style="width: 100.00%;"></div></div>	569	1,651	54	1	0
Overvotes	0			0	0	0	0	0
Undervotes	173			57	106	10	0	0
Contest Totals	2,448			626	1,757	64	1	0

### Plano ISD - Proposition B

Vote For 1

	TOTAL	VOTE %		Election Day	Early Voting	Ballot By Mail	Provisional Ballots	Limited Ballots
For	1,313	57.46%	<div style="width: 57.46%;"><div style="width: 57.46%;"></div></div>	317	952	43	1	0
Against	972	42.54%	<div style="width: 42.54%;"><div style="width: 42.54%;"></div></div>	259	696	17	0	0
Total Votes Cast	2,285	100.00%	<div style="width: 100.00%;"><div style="width: 100.00%;"></div></div>	576	1,648	60	1	0
Overvotes	0			0	0	0	0	0
Undervotes	163			50	109	4	0	0
Contest Totals	2,448			626	1,757	64	1	0

### Plano ISD - Proposition C

Vote For 1

	TOTAL	VOTE %		Election Day	Early Voting	Ballot By Mail	Provisional Ballots	Limited Ballots
For	1,296	57.17%	<div style="width: 57.17%;"><div style="width: 57.17%;"></div></div>	308	946	41	1	0
Against	971	42.83%	<div style="width: 42.83%;"><div style="width: 42.83%;"></div></div>	258	695	18	0	0
Total Votes Cast	2,267	100.00%	<div style="width: 100.00%;"><div style="width: 100.00%;"></div></div>	566	1,641	59	1	0
Overvotes	0			0	0	0	0	0
Undervotes	181			60	116	5	0	0
Contest Totals	2,448			626	1,757	64	1	0

**PCT 034**

**Plano ISD - Proposition D**

Vote For 1

	TOTAL	VOTE %		Election Day	Early Voting	Ballot By Mail	Provisional Ballots	Limited Ballots
For	1,170	51.56%		287	847	35	1	0
Against	1,099	48.44%		281	794	24	0	0
Total Votes Cast	2,269	100.00%		568	1,641	59	1	0
Overvotes	0			0	0	0	0	0
Undervotes	179			58	116	5	0	0
Contest Totals	2,448			626	1,757	64	1	0

**Plano ISD - Proposition E**

Vote For 1

	TOTAL	VOTE %		Election Day	Early Voting	Ballot By Mail	Provisional Ballots	Limited Ballots
For	1,097	48.39%		265	807	24	1	0
Against	1,170	51.61%		305	831	34	0	0
Total Votes Cast	2,267	100.00%		570	1,638	58	1	0
Overvotes	0			0	0	0	0	0
Undervotes	181			56	119	6	0	0
Contest Totals	2,448			626	1,757	64	1	0

## PCT 035

### U. S. Representative District 3

Vote For 1

	TOTAL	VOTE %	Election Day	Early Voting	Ballot By Mail	Provisional Ballots	Limited Ballots
REP Keith Self	706	81.62%	245	439	18	4	0
DEM Sandeep Srivastava	130	15.03%	44	75	9	2	0
LIB Christopher Claytor	29	3.35%	14	15	0	0	0
Total Votes Cast	865	100.00%	303	529	27	6	0
Overvotes	0		0	0	0	0	0
Undervotes	22		10	10	2	0	0
Contest Totals	887		313	539	29	6	0

### Governor

Vote For 1

	TOTAL	VOTE %	Election Day	Early Voting	Ballot By Mail	Provisional Ballots	Limited Ballots
REP Greg Abbott	725	81.83%	250	451	20	4	0
DEM Beto O'Rourke	151	17.04%	56	84	9	2	0
LIB Mark Tippetts	7	0.79%	4	3	0	0	0
GRN Delilah Barrios	3	0.34%	3	0	0	0	0
Write-In Totals	0	0.00%	0	0	0	0	0
Total Votes Cast	886	100.00%	313	538	29	6	0
Overvotes	0		0	0	0	0	0
Undervotes	1		0	1	0	0	0
Contest Totals	887		313	539	29	6	0

### Lieutenant Governor

Vote For 1

	TOTAL	VOTE %	Election Day	Early Voting	Ballot By Mail	Provisional Ballots	Limited Ballots
REP Dan Patrick	695	79.52%	241	430	20	4	0
DEM Mike Collier	159	18.19%	56	92	9	2	0
LIB Shanna Steele	20	2.29%	10	10	0	0	0
Total Votes Cast	874	100.00%	307	532	29	6	0
Overvotes	0		0	0	0	0	0
Undervotes	13		6	7	0	0	0
Contest Totals	887		313	539	29	6	0

### Attorney General

Vote For 1

	TOTAL	VOTE %	Election Day	Early Voting	Ballot By Mail	Provisional Ballots	Limited Ballots
REP Ken Paxton	687	79.33%	240	426	17	4	0
DEM Rochelle Mercedes Garza	157	18.13%	57	88	10	2	0
LIB Mark Ash	22	2.54%	10	12	0	0	0
Total Votes Cast	866	100.00%	307	526	27	6	0
Overvotes	0		0	0	0	0	0
Undervotes	21		6	13	2	0	0
Contest Totals	887		313	539	29	6	0

**PCT 035**

**Comptroller of Public Accounts**

Vote For 1

	TOTAL	VOTE %	Election Day	Early Voting	Ballot By Mail	Provisional Ballots	Limited Ballots
REP Glenn Hegar	721	83.45%	250	449	18	4	0
DEM Janet T. Dudding	126	14.58%	44	71	9	2	0
LIB V. Alonzo Echevarria-Garza	17	1.97%	8	9	0	0	0
Total Votes Cast	864	100.00%	302	529	27	6	0
Overvotes	0		0	0	0	0	0
Undervotes	23		11	10	2	0	0
Contest Totals	887		313	539	29	6	0

**Commissioner of the General Land Office**

Vote For 1

	TOTAL	VOTE %	Election Day	Early Voting	Ballot By Mail	Provisional Ballots	Limited Ballots
REP Dawn Buckingham	718	83.01%	251	445	18	4	0
DEM Jay Kleberg	139	16.07%	48	80	9	2	0
GRN Alfred Molison, Jr	7	0.81%	4	3	0	0	0
Write-In Totals	1	0.12%	0	1	0	0	0
Total Votes Cast	865	100.00%	303	529	27	6	0
Overvotes	0		0	0	0	0	0
Undervotes	22		10	10	2	0	0
Contest Totals	887		313	539	29	6	0

**Commissioner of Agriculture**

Vote For 1

	TOTAL	VOTE %	Election Day	Early Voting	Ballot By Mail	Provisional Ballots	Limited Ballots
REP Sid Miller	716	82.49%	250	444	18	4	0
DEM Susan Hays	152	17.51%	53	88	9	2	0
Total Votes Cast	868	100.00%	303	532	27	6	0
Overvotes	0		0	0	0	0	0
Undervotes	19		10	7	2	0	0
Contest Totals	887		313	539	29	6	0

**Railroad Commissioner**

Vote For 1

	TOTAL	VOTE %	Election Day	Early Voting	Ballot By Mail	Provisional Ballots	Limited Ballots
REP Wayne Christian	709	81.59%	245	442	18	4	0
DEM Luke Warford	129	14.84%	43	75	9	2	0
LIB Jaime Andres Diez	25	2.88%	14	11	0	0	0
GRN Hunter Wayne Crow	6	0.69%	3	3	0	0	0
Total Votes Cast	869	100.00%	305	531	27	6	0
Overvotes	0		0	0	0	0	0
Undervotes	18		8	8	2	0	0
Contest Totals	887		313	539	29	6	0

**PCT 035**

**Justice, Supreme Court, Place 3**

Vote For 1

	TOTAL	VOTE %	Election Day	Early Voting	Ballot By Mail	Provisional Ballots	Limited Ballots
REP Debra Lehrmann	709	82.44%	242	446	18	3	0
DEM Erin A. Nowell	135	15.70%	47	77	9	2	0
LIB Thomas Edward Oxford	16	1.86%	8	8	0	0	0
Total Votes Cast	860	100.00%	297	531	27	5	0
Overvotes	0		0	0	0	0	0
Undervotes	27		16	8	2	1	0
Contest Totals	887		313	539	29	6	0

**Justice, Supreme Court, Place 5**

Vote For 1

	TOTAL	VOTE %	Election Day	Early Voting	Ballot By Mail	Provisional Ballots	Limited Ballots
REP Rebeca Huddle	722	84.54%	249	452	18	3	0
DEM Amanda Reichel	132	15.46%	45	76	9	2	0
Total Votes Cast	854	100.00%	294	528	27	5	0
Overvotes	0		0	0	0	0	0
Undervotes	33		19	11	2	1	0
Contest Totals	887		313	539	29	6	0

**Justice, Supreme Court, Place 9**

Vote For 1

	TOTAL	VOTE %	Election Day	Early Voting	Ballot By Mail	Provisional Ballots	Limited Ballots
REP Evan Young	721	84.03%	246	453	19	3	0
DEM Julia Maldonado	137	15.97%	50	77	8	2	0
Total Votes Cast	858	100.00%	296	530	27	5	0
Overvotes	0		0	0	0	0	0
Undervotes	29		17	9	2	1	0
Contest Totals	887		313	539	29	6	0

**Judge, Court of Criminal Appeals, Place 5**

Vote For 1

	TOTAL	VOTE %	Election Day	Early Voting	Ballot By Mail	Provisional Ballots	Limited Ballots
REP Scott Walker	713	83.69%	246	446	18	3	0
DEM Dana Huffman	139	16.31%	48	81	8	2	0
Total Votes Cast	852	100.00%	294	527	26	5	0
Overvotes	0		0	0	0	0	0
Undervotes	35		19	12	3	1	0
Contest Totals	887		313	539	29	6	0

**PCT 035**

**Judge, Court of Criminal Appeals, Place 6**

Vote For 1

	TOTAL	VOTE %		Election Day	Early Voting	Ballot By Mail	Provisional Ballots	Limited Ballots
REP Jesse F. McClure, III	715	83.43%		247	446	18	4	0
DEM Robert Johnson	142	16.57%		49	84	8	1	0
Total Votes Cast	857	100.00%		296	530	26	5	0
Overvotes	0			0	0	0	0	0
Undervotes	30			17	9	3	1	0
Contest Totals	887			313	539	29	6	0

**Member, State Board of Education, District 12 CCD**

Vote For 1

	TOTAL	VOTE %		Election Day	Early Voting	Ballot By Mail	Provisional Ballots	Limited Ballots
REP Pam Little	703	82.03%		240	440	18	5	0
DEM Alex Cornwallis	124	14.47%		41	74	8	1	0
LIB Christy Mowrey	30	3.50%		16	14	0	0	0
Write-In Totals	0	0.00%		0	0	0	0	0
Total Votes Cast	857	100.00%		297	528	26	6	0
Overvotes	0			0	0	0	0	0
Undervotes	30			16	11	3	0	0
Contest Totals	887			313	539	29	6	0

**State Senator, District 8**

Vote For 1

	TOTAL	VOTE %		Election Day	Early Voting	Ballot By Mail	Provisional Ballots	Limited Ballots
REP Angela Paxton	691	80.63%		240	430	17	4	0
DEM Jonathan Cocks	148	17.27%		49	88	9	2	0
LIB Edward Kless	18	2.10%		10	8	0	0	0
Total Votes Cast	857	100.00%		299	526	26	6	0
Overvotes	0			0	0	0	0	0
Undervotes	30			14	13	3	0	0
Contest Totals	887			313	539	29	6	0

**Justice, 5th Court of Appeals District, Place 4**

Vote For 1

	TOTAL	VOTE %		Election Day	Early Voting	Ballot By Mail	Provisional Ballots	Limited Ballots
REP Emily A. Miskel	718	84.17%		250	447	18	3	0
DEM Maricela Moore	135	15.83%		44	81	8	2	0
Total Votes Cast	853	100.00%		294	528	26	5	0
Overvotes	0			0	0	0	0	0
Undervotes	34			19	11	3	1	0
Contest Totals	887			313	539	29	6	0



## PCT 035

### Justice, 5th Court of Appeals District, Place 7

Vote For 1

	TOTAL	VOTE %	Election Day	Early Voting	Ballot By Mail	Provisional Ballots	Limited Ballots
REP Kristina Williams	714	83.61%	245	449	17	3	0
DEM Nancy Kennedy	140	16.39%	49	81	8	2	0
Total Votes Cast	854	100.00%	294	530	25	5	0
Overvotes	0		0	0	0	0	0
Undervotes	33		19	9	4	1	0
Contest Totals	887		313	539	29	6	0

### County Judge CCD

Vote For 1

	TOTAL	VOTE %	Election Day	Early Voting	Ballot By Mail	Provisional Ballots	Limited Ballots
REP Chris Hill	712	82.98%	249	442	18	3	0
DEM Joshua Murray	146	17.02%	46	89	9	2	0
Total Votes Cast	858	100.00%	295	531	27	5	0
Overvotes	0		0	0	0	0	0
Undervotes	29		18	8	2	1	0
Contest Totals	887		313	539	29	6	0

### District Clerk CCD

Vote For 1

	TOTAL	VOTE %	Election Day	Early Voting	Ballot By Mail	Provisional Ballots	Limited Ballots
REP Mike Gould	713	83.49%	247	445	18	3	0
DEM David Brignac	141	16.51%	48	83	9	1	0
Total Votes Cast	854	100.00%	295	528	27	4	0
Overvotes	0		0	0	0	0	0
Undervotes	33		18	11	2	2	0
Contest Totals	887		313	539	29	6	0

### Justice of the Peace, Precinct 2

Vote For 1

	TOTAL	VOTE %	Election Day	Early Voting	Ballot By Mail	Provisional Ballots	Limited Ballots
REP Ellen Skinner	717	83.66%	246	448	19	4	0
DEM Jennifer McKenzie	140	16.34%	50	80	8	2	0
Total Votes Cast	857	100.00%	296	528	27	6	0
Overvotes	0		0	0	0	0	0
Undervotes	30		17	11	2	0	0
Contest Totals	887		313	539	29	6	0

**PCT 036**

**U. S. Representative, District 4**

Vote For 1

	TOTAL	VOTE %	Election Day	Early Voting	Ballot By Mail	Provisional Ballots	Limited Ballots
REP Pat Fallon	802	63.40%	156	623	21	2	0
DEM Iro Omere	444	35.10%	63	342	37	2	0
LIB John Simmons	19	1.50%	3	16	0	0	0
Total Votes Cast	1,265	100.00%	222	981	58	4	0
Overvotes	0		0	0	0	0	0
Undervotes	31		6	22	3	0	0
Contest Totals	1,296		228	1,003	61	4	0

**Governor**

Vote For 1

	TOTAL	VOTE %	Election Day	Early Voting	Ballot By Mail	Provisional Ballots	Limited Ballots
REP Greg Abbott	777	60.19%	140	614	21	2	0
DEM Beto O'Rourke	505	39.12%	83	380	40	2	0
LIB Mark Tippetts	9	0.70%	3	6	0	0	0
GRN Delilah Barrios	0	0.00%	0	0	0	0	0
Write-In Totals	0	0.00%	0	0	0	0	0
Total Votes Cast	1,291	100.00%	226	1,000	61	4	0
Overvotes	0		0	0	0	0	0
Undervotes	5		2	3	0	0	0
Contest Totals	1,296		228	1,003	61	4	0

**Lieutenant Governor**

Vote For 1

	TOTAL	VOTE %	Election Day	Early Voting	Ballot By Mail	Provisional Ballots	Limited Ballots
REP Dan Patrick	742	57.74%	139	584	17	2	0
DEM Mike Collier	524	40.78%	83	398	41	2	0
LIB Shanna Steele	19	1.48%	3	14	2	0	0
Total Votes Cast	1,285	100.00%	225	996	60	4	0
Overvotes	0		0	0	0	0	0
Undervotes	11		3	7	1	0	0
Contest Totals	1,296		228	1,003	61	4	0

**Attorney General**

Vote For 1

	TOTAL	VOTE %	Election Day	Early Voting	Ballot By Mail	Provisional Ballots	Limited Ballots
REP Ken Paxton	719	56.44%	137	562	18	2	0
DEM Rochelle Mercedes Garza	514	40.35%	80	392	40	2	0
LIB Mark Ash	41	3.22%	4	36	1	0	0
Total Votes Cast	1,274	100.00%	221	990	59	4	0
Overvotes	0		0	0	0	0	0
Undervotes	22		7	13	2	0	0
Contest Totals	1,296		228	1,003	61	4	0

**PCT 036**

**Comptroller of Public Accounts**

Vote For 1

	TOTAL	VOTE %	Election Day	Early Voting	Ballot By Mail	Provisional Ballots	Limited Ballots
REP Glenn Hegar	826	65.40%	159	641	24	2	0
DEM Janet T. Dudding	429	33.97%	56	335	36	2	0
LIB V. Alonzo Echevarria-Garza	8	0.63%	2	6	0	0	0
Total Votes Cast	1,263	100.00%	217	982	60	4	0
Overvotes	0		0	0	0	0	0
Undervotes	33		11	21	1	0	0
Contest Totals	1,296		228	1,003	61	4	0

**Commissioner of the General Land Office**

Vote For 1

	TOTAL	VOTE %	Election Day	Early Voting	Ballot By Mail	Provisional Ballots	Limited Ballots
REP Dawn Buckingham	795	62.95%	156	617	20	2	0
DEM Jay Kleberg	463	36.66%	58	363	40	2	0
GRN Alfred Molison, Jr	5	0.40%	1	4	0	0	0
Write-In Totals	0	0.00%	0	0	0	0	0
Total Votes Cast	1,263	100.00%	215	984	60	4	0
Overvotes	0		0	0	0	0	0
Undervotes	33		13	19	1	0	0
Contest Totals	1,296		228	1,003	61	4	0

**Commissioner of Agriculture**

Vote For 1

	TOTAL	VOTE %	Election Day	Early Voting	Ballot By Mail	Provisional Ballots	Limited Ballots
REP Sid Miller	784	62.32%	152	612	18	2	0
DEM Susan Hays	474	37.68%	63	369	40	2	0
Total Votes Cast	1,258	100.00%	215	981	58	4	0
Overvotes	0		0	0	0	0	0
Undervotes	38		13	22	3	0	0
Contest Totals	1,296		228	1,003	61	4	0

**Railroad Commissioner**

Vote For 1

	TOTAL	VOTE %	Election Day	Early Voting	Ballot By Mail	Provisional Ballots	Limited Ballots
REP Wayne Christian	778	61.80%	151	606	19	2	0
DEM Luke Warford	460	36.54%	61	356	41	2	0
LIB Jaime Andres Diez	17	1.35%	2	15	0	0	0
GRN Hunter Wayne Crow	4	0.32%	2	2	0	0	0
Total Votes Cast	1,259	100.00%	216	979	60	4	0
Overvotes	0		0	0	0	0	0
Undervotes	37		12	24	1	0	0
Contest Totals	1,296		228	1,003	61	4	0

**PCT 036**

**Justice, Supreme Court, Place 3**

Vote For 1

	TOTAL	VOTE %	Election Day	Early Voting	Ballot By Mail	Provisional Ballots	Limited Ballots
REP Debra Lehrmann	813	64.37%	153	633	25	2	0
DEM Erin A. Nowell	435	34.44%	62	337	34	2	0
LIB Thomas Edward Oxford	15	1.19%	2	12	1	0	0
Total Votes Cast	1,263	100.00%	217	982	60	4	0
Overvotes	0		0	0	0	0	0
Undervotes	33		11	21	1	0	0
Contest Totals	1,296		228	1,003	61	4	0

**Justice, Supreme Court, Place 5**

Vote For 1

	TOTAL	VOTE %	Election Day	Early Voting	Ballot By Mail	Provisional Ballots	Limited Ballots
REP Rebeca Huddle	812	64.55%	150	634	26	2	0
DEM Amanda Reichel	446	35.45%	67	343	34	2	0
Total Votes Cast	1,258	100.00%	217	977	60	4	0
Overvotes	0		0	0	0	0	0
Undervotes	38		11	26	1	0	0
Contest Totals	1,296		228	1,003	61	4	0

**Justice, Supreme Court, Place 9**

Vote For 1

	TOTAL	VOTE %	Election Day	Early Voting	Ballot By Mail	Provisional Ballots	Limited Ballots
REP Evan Young	810	64.34%	149	634	25	2	0
DEM Julia Maldonado	449	35.66%	68	344	35	2	0
Total Votes Cast	1,259	100.00%	217	978	60	4	0
Overvotes	0		0	0	0	0	0
Undervotes	37		11	25	1	0	0
Contest Totals	1,296		228	1,003	61	4	0

**Judge, Court of Criminal Appeals, Place 5**

Vote For 1

	TOTAL	VOTE %	Election Day	Early Voting	Ballot By Mail	Provisional Ballots	Limited Ballots
REP Scott Walker	806	64.22%	150	630	24	2	0
DEM Dana Huffman	449	35.78%	65	346	36	2	0
Total Votes Cast	1,255	100.00%	215	976	60	4	0
Overvotes	0		0	0	0	0	0
Undervotes	41		13	27	1	0	0
Contest Totals	1,296		228	1,003	61	4	0

**PCT 036**

**Judge, Court of Criminal Appeals, Place 6**

Vote For 1

	TOTAL	VOTE %	Election Day	Early Voting	Ballot By Mail	Provisional Ballots	Limited Ballots
REP Jesse F. McClure, III	810	64.96%	151	634	23	2	0
DEM Robert Johnson	437	35.04%	63	336	36	2	0
Total Votes Cast	1,247	100.00%	214	970	59	4	0
Overvotes	0		0	0	0	0	0
Undervotes	49		14	33	2	0	0
Contest Totals	1,296		228	1,003	61	4	0

**Member, State Board of Education, District 12 CCD**

Vote For 1

	TOTAL	VOTE %	Election Day	Early Voting	Ballot By Mail	Provisional Ballots	Limited Ballots
REP Pam Little	787	62.91%	146	618	21	2	0
DEM Alex Cornwallis	446	35.65%	69	337	38	2	0
LIB Christy Mowrey	18	1.44%	1	16	1	0	0
Write-In Totals	0	0.00%	0	0	0	0	0
Total Votes Cast	1,251	100.00%	216	971	60	4	0
Overvotes	0		0	0	0	0	0
Undervotes	45		12	32	1	0	0
Contest Totals	1,296		228	1,003	61	4	0

**State Senator, District 2**

Vote For 1

	TOTAL	VOTE %	Election Day	Early Voting	Ballot By Mail	Provisional Ballots	Limited Ballots
REP Bob Hall	804	64.53%	149	631	22	2	0
DEM Prince S. Giador	442	35.47%	66	338	36	2	0
Total Votes Cast	1,246	100.00%	215	969	58	4	0
Overvotes	0		0	0	0	0	0
Undervotes	50		13	34	3	0	0
Contest Totals	1,296		228	1,003	61	4	0

**State Representative, District 70**

Vote For 1

	TOTAL	VOTE %	Election Day	Early Voting	Ballot By Mail	Provisional Ballots	Limited Ballots
REP Jamee Jolly	815	64.48%	153	640	20	2	0
DEM Mihaela Elizabeth Plesa	449	35.52%	67	341	39	2	0
Total Votes Cast	1,264	100.00%	220	981	59	4	0
Overvotes	0		0	0	0	0	0
Undervotes	32		8	22	2	0	0
Contest Totals	1,296		228	1,003	61	4	0

**PCT 036**

**Justice, 5th Court of Appeals District, Place 4**

Vote For 1

	TOTAL	VOTE %	Election Day	Early Voting	Ballot By Mail	Provisional Ballots	Limited Ballots
REP Emily A. Miskel	809	64.98%	151	634	22	2	0
DEM Maricela Moore	436	35.02%	63	336	35	2	0
Total Votes Cast	1,245	100.00%	214	970	57	4	0
Overvotes	0		0	0	0	0	0
Undervotes	51		14	33	4	0	0
Contest Totals	1,296		228	1,003	61	4	0

**Justice, 5th Court of Appeals District, Place 7**

Vote For 1

	TOTAL	VOTE %	Election Day	Early Voting	Ballot By Mail	Provisional Ballots	Limited Ballots
REP Kristina Williams	797	64.17%	145	627	23	2	0
DEM Nancy Kennedy	445	35.83%	68	340	35	2	0
Total Votes Cast	1,242	100.00%	213	967	58	4	0
Overvotes	0		0	0	0	0	0
Undervotes	54		15	36	3	0	0
Contest Totals	1,296		228	1,003	61	4	0

**County Judge CCD**

Vote For 1

	TOTAL	VOTE %	Election Day	Early Voting	Ballot By Mail	Provisional Ballots	Limited Ballots
REP Chris Hill	811	65.14%	153	635	21	2	0
DEM Joshua Murray	434	34.86%	61	334	37	2	0
Total Votes Cast	1,245	100.00%	214	969	58	4	0
Overvotes	0		0	0	0	0	0
Undervotes	51		14	34	3	0	0
Contest Totals	1,296		228	1,003	61	4	0

**District Clerk CCD**

Vote For 1

	TOTAL	VOTE %	Election Day	Early Voting	Ballot By Mail	Provisional Ballots	Limited Ballots
REP Mike Gould	804	64.68%	152	626	24	2	0
DEM David Brignac	439	35.32%	62	340	35	2	0
Total Votes Cast	1,243	100.00%	214	966	59	4	0
Overvotes	0		0	0	0	0	0
Undervotes	53		14	37	2	0	0
Contest Totals	1,296		228	1,003	61	4	0

**PCT 036**

**County Commissioner, Precinct 4**

Vote For 1

	TOTAL	VOTE %	Election Day	Early Voting	Ballot By Mail	Provisional Ballots	Limited Ballots
REP Duncan Webb	799	64.13%	147	626	24	2	0
DEM Jeffrey Williams	447	35.87%	65	345	35	2	0
Total Votes Cast	1,246	100.00%	212	971	59	4	0
Overvotes	0		0	0	0	0	0
Undervotes	50		16	32	2	0	0
Contest Totals	1,296		228	1,003	61	4	0

**Justice of the Peace, Precinct 3**

Vote For 1

	TOTAL	VOTE %	Election Day	Early Voting	Ballot By Mail	Provisional Ballots	Limited Ballots
REP Mike Missildine	800	64.41%	147	628	23	2	0
DEM Irvin Lynn Barrett	442	35.59%	66	339	35	2	0
Total Votes Cast	1,242	100.00%	213	967	58	4	0
Overvotes	0		0	0	0	0	0
Undervotes	54		15	36	3	0	0
Contest Totals	1,296		228	1,003	61	4	0

**Dallas, City of - Proposition A**

Vote For 1

	TOTAL	VOTE %	Election Day	Early Voting	Ballot By Mail	Provisional Ballots	Limited Ballots
For	777	63.79%	130	604	41	2	0
Against	441	36.21%	83	342	14	2	0
Total Votes Cast	1,218	100.00%	213	946	55	4	0
Overvotes	0		0	0	0	0	0
Undervotes	78		15	57	6	0	0
Contest Totals	1,296		228	1,003	61	4	0

**Plano ISD - Proposition A**

Vote For 1

	TOTAL	VOTE %	Election Day	Early Voting	Ballot By Mail	Provisional Ballots	Limited Ballots
For	506	41.41%	85	393	27	1	0
Against	716	58.59%	130	558	25	3	0
Total Votes Cast	1,222	100.00%	215	951	52	4	0
Overvotes	0		0	0	0	0	0
Undervotes	74		13	52	9	0	0
Contest Totals	1,296		228	1,003	61	4	0

**PCT 036**

**Plano ISD - Proposition B**

Vote For 1

	TOTAL	VOTE %	Election Day	Early Voting	Ballot By Mail	Provisional Ballots	Limited Ballots
For	592	47.86%	106	457	28	1	0
Against	645	52.14%	113	498	32	2	0
Total Votes Cast	1,237	100.00%	219	955	60	3	0
Overvotes	0		0	0	0	0	0
Undervotes	59		9	48	1	1	0
Contest Totals	1,296		228	1,003	61	4	0

**Plano ISD - Proposition C**

Vote For 1

	TOTAL	VOTE %	Election Day	Early Voting	Ballot By Mail	Provisional Ballots	Limited Ballots
For	576	47.29%	95	451	29	1	0
Against	642	52.71%	119	490	31	2	0
Total Votes Cast	1,218	100.00%	214	941	60	3	0
Overvotes	0		0	0	0	0	0
Undervotes	78		14	62	1	1	0
Contest Totals	1,296		228	1,003	61	4	0

**Plano ISD - Proposition D**

Vote For 1

	TOTAL	VOTE %	Election Day	Early Voting	Ballot By Mail	Provisional Ballots	Limited Ballots
For	484	39.87%	85	379	19	1	0
Against	730	60.13%	129	558	41	2	0
Total Votes Cast	1,214	100.00%	214	937	60	3	0
Overvotes	0		0	0	0	0	0
Undervotes	82		14	66	1	1	0
Contest Totals	1,296		228	1,003	61	4	0

**Plano ISD - Proposition E**

Vote For 1

	TOTAL	VOTE %	Election Day	Early Voting	Ballot By Mail	Provisional Ballots	Limited Ballots
For	426	35.47%	80	328	18	0	0
Against	775	64.53%	134	601	37	3	0
Total Votes Cast	1,201	100.00%	214	929	55	3	0
Overvotes	0		0	0	0	0	0
Undervotes	93		14	74	4	1	0
Contest Totals	1,294		228	1,003	59	4	0



**PCT 037**

**U. S. Representative District 3**

Vote For 1

	TOTAL	VOTE %	Election Day	Early Voting	Ballot By Mail	Provisional Ballots	Limited Ballots
REP Keith Self	1,146	84.39%	438	696	12	0	0
DEM Sandeep Srivastava	171	12.59%	57	103	11	0	0
LIB Christopher Claytor	41	3.02%	18	23	0	0	0
Total Votes Cast	1,358	100.00%	513	822	23	0	0
Overvotes	0		0	0	0	0	0
Undervotes	34		9	25	0	0	0
Contest Totals	1,392		522	847	23	0	0

**Governor**

Vote For 1

	TOTAL	VOTE %	Election Day	Early Voting	Ballot By Mail	Provisional Ballots	Limited Ballots
REP Greg Abbott	1,169	84.10%	436	722	11	0	0
DEM Beto O'Rourke	196	14.10%	69	115	12	0	0
LIB Mark Tippetts	21	1.51%	15	6	0	0	0
GRN Delilah Barrios	4	0.29%	1	3	0	0	0
Write-In Totals	0	0.00%	0	0	0	0	0
Total Votes Cast	1,390	100.00%	521	846	23	0	0
Overvotes	0		0	0	0	0	0
Undervotes	2		1	1	0	0	0
Contest Totals	1,392		522	847	23	0	0

**Lieutenant Governor**

Vote For 1

	TOTAL	VOTE %	Election Day	Early Voting	Ballot By Mail	Provisional Ballots	Limited Ballots
REP Dan Patrick	1,128	81.98%	429	688	11	0	0
DEM Mike Collier	208	15.12%	70	126	12	0	0
LIB Shanna Steele	40	2.91%	20	20	0	0	0
Total Votes Cast	1,376	100.00%	519	834	23	0	0
Overvotes	0		0	0	0	0	0
Undervotes	16		3	13	0	0	0
Contest Totals	1,392		522	847	23	0	0

**Attorney General**

Vote For 1

	TOTAL	VOTE %	Election Day	Early Voting	Ballot By Mail	Provisional Ballots	Limited Ballots
REP Ken Paxton	1,116	81.88%	425	682	9	0	0
DEM Rochelle Mercedes Garza	193	14.16%	66	113	14	0	0
LIB Mark Ash	54	3.96%	22	32	0	0	0
Total Votes Cast	1,363	100.00%	513	827	23	0	0
Overvotes	0		0	0	0	0	0
Undervotes	29		9	20	0	0	0
Contest Totals	1,392		522	847	23	0	0

**PCT 037**

**Comptroller of Public Accounts**

Vote For 1

	TOTAL	VOTE %	Election Day	Early Voting	Ballot By Mail	Provisional Ballots	Limited Ballots
REP Glenn Hegar	1,159	85.28%	432	715	12	0	0
DEM Janet T. Dudding	174	12.80%	62	101	11	0	0
LIB V. Alonzo Echevarria-Garza	26	1.91%	18	8	0	0	0
Total Votes Cast	1,359	100.00%	512	824	23	0	0
Overvotes	0		0	0	0	0	0
Undervotes	33		10	23	0	0	0
Contest Totals	1,392		522	847	23	0	0

**Commissioner of the General Land Office**

Vote For 1

	TOTAL	VOTE %	Election Day	Early Voting	Ballot By Mail	Provisional Ballots	Limited Ballots
REP Dawn Buckingham	1,170	86.16%	443	715	12	0	0
DEM Jay Kleberg	175	12.89%	62	103	10	0	0
GRN Alfred Molison, Jr	13	0.96%	8	5	0	0	0
Write-In Totals	0	0.00%	0	0	0	0	0
Total Votes Cast	1,358	100.00%	513	823	22	0	0
Overvotes	0		0	0	0	0	0
Undervotes	34		9	24	1	0	0
Contest Totals	1,392		522	847	23	0	0

**Commissioner of Agriculture**

Vote For 1

	TOTAL	VOTE %	Election Day	Early Voting	Ballot By Mail	Provisional Ballots	Limited Ballots
REP Sid Miller	1,158	85.34%	439	708	11	0	0
DEM Susan Hays	199	14.66%	72	116	11	0	0
Total Votes Cast	1,357	100.00%	511	824	22	0	0
Overvotes	0		0	0	0	0	0
Undervotes	35		11	23	1	0	0
Contest Totals	1,392		522	847	23	0	0

**Railroad Commissioner**

Vote For 1

	TOTAL	VOTE %	Election Day	Early Voting	Ballot By Mail	Provisional Ballots	Limited Ballots
REP Wayne Christian	1,147	84.52%	430	705	12	0	0
DEM Luke Warford	177	13.04%	59	108	10	0	0
LIB Jaime Andres Diez	26	1.92%	18	8	0	0	0
GRN Hunter Wayne Crow	7	0.52%	5	2	0	0	0
Total Votes Cast	1,357	100.00%	512	823	22	0	0
Overvotes	0		0	0	0	0	0
Undervotes	35		10	24	1	0	0
Contest Totals	1,392		522	847	23	0	0

**PCT 037**

**Justice, Supreme Court, Place 3**

Vote For 1

	TOTAL	VOTE %	Election Day	Early Voting	Ballot By Mail	Provisional Ballots	Limited Ballots
REP Debra Lehrmann	1,150	84.93%	430	708	12	0	0
DEM Erin A. Nowell	182	13.44%	67	105	10	0	0
LIB Thomas Edward Oxford	22	1.62%	12	10	0	0	0
Total Votes Cast	1,354	100.00%	509	823	22	0	0
Overvotes	0		0	0	0	0	0
Undervotes	38		13	24	1	0	0
Contest Totals	1,392		522	847	23	0	0

**Justice, Supreme Court, Place 5**

Vote For 1

	TOTAL	VOTE %	Election Day	Early Voting	Ballot By Mail	Provisional Ballots	Limited Ballots
REP Rebeca Huddle	1,164	86.48%	440	712	12	0	0
DEM Amanda Reichel	182	13.52%	67	105	10	0	0
Total Votes Cast	1,346	100.00%	507	817	22	0	0
Overvotes	0		0	0	0	0	0
Undervotes	46		15	30	1	0	0
Contest Totals	1,392		522	847	23	0	0

**Justice, Supreme Court, Place 9**

Vote For 1

	TOTAL	VOTE %	Election Day	Early Voting	Ballot By Mail	Provisional Ballots	Limited Ballots
REP Evan Young	1,172	86.69%	441	719	12	0	0
DEM Julia Maldonado	180	13.31%	68	102	10	0	0
Total Votes Cast	1,352	100.00%	509	821	22	0	0
Overvotes	0		0	0	0	0	0
Undervotes	40		13	26	1	0	0
Contest Totals	1,392		522	847	23	0	0

**Judge, Court of Criminal Appeals, Place 5**

Vote For 1

	TOTAL	VOTE %	Election Day	Early Voting	Ballot By Mail	Provisional Ballots	Limited Ballots
REP Scott Walker	1,167	86.51%	438	717	12	0	0
DEM Dana Huffman	182	13.49%	70	102	10	0	0
Total Votes Cast	1,349	100.00%	508	819	22	0	0
Overvotes	0		0	0	0	0	0
Undervotes	43		14	28	1	0	0
Contest Totals	1,392		522	847	23	0	0

**PCT 037**

**Judge, Court of Criminal Appeals, Place 6**

Vote For 1

	TOTAL	VOTE %		Election Day	Early Voting	Ballot By Mail	Provisional Ballots	Limited Ballots
REP Jesse F. McClure, III	1,166	86.63%		442	712	12	0	0
DEM Robert Johnson	180	13.37%		66	105	9	0	0
Total Votes Cast	1,346	100.00%		508	817	21	0	0
Overvotes	0			0	0	0	0	0
Undervotes	46			14	30	2	0	0
Contest Totals	1,392			522	847	23	0	0

**Member, State Board of Education, District 12 CCD**

Vote For 1

	TOTAL	VOTE %		Election Day	Early Voting	Ballot By Mail	Provisional Ballots	Limited Ballots
REP Pam Little	1,138	84.30%		425	701	12	0	0
DEM Alex Cornwallis	180	13.33%		64	106	10	0	0
LIB Christy Mowrey	32	2.37%		20	12	0	0	0
Write-In Totals	0	0.00%		0	0	0	0	0
Total Votes Cast	1,350	100.00%		509	819	22	0	0
Overvotes	0			0	0	0	0	0
Undervotes	42			13	28	1	0	0
Contest Totals	1,392			522	847	23	0	0

**State Senator, District 8**

Vote For 1

	TOTAL	VOTE %		Election Day	Early Voting	Ballot By Mail	Provisional Ballots	Limited Ballots
REP Angela Paxton	1,123	83.31%		426	686	11	0	0
DEM Jonathan Cocks	189	14.02%		62	115	12	0	0
LIB Edward Kless	36	2.67%		19	17	0	0	0
Total Votes Cast	1,348	100.00%		507	818	23	0	0
Overvotes	0			0	0	0	0	0
Undervotes	44			15	29	0	0	0
Contest Totals	1,392			522	847	23	0	0

**State Representative, District 67**

Vote For 1

	TOTAL	VOTE %		Election Day	Early Voting	Ballot By Mail	Provisional Ballots	Limited Ballots
REP Jeff Leach	1,164	85.97%		440	712	12	0	0
DEM Kevin Morris	190	14.03%		70	109	11	0	0
Total Votes Cast	1,354	100.00%		510	821	23	0	0
Overvotes	0			0	0	0	0	0
Undervotes	38			12	26	0	0	0
Contest Totals	1,392			522	847	23	0	0

**PCT 037**

**Justice, 5th Court of Appeals District, Place 4**

Vote For 1

	TOTAL	VOTE %	Election Day	Early Voting	Ballot By Mail	Provisional Ballots	Limited Ballots
REP Emily A. Miskel	1,168	86.45%	441	714	13	0	0
DEM Maricela Moore	183	13.55%	68	106	9	0	0
Total Votes Cast	1,351	100.00%	509	820	22	0	0
Overvotes	0		0	0	0	0	0
Undervotes	41		13	27	1	0	0
Contest Totals	1,392		522	847	23	0	0

**Justice, 5th Court of Appeals District, Place 7**

Vote For 1

	TOTAL	VOTE %	Election Day	Early Voting	Ballot By Mail	Provisional Ballots	Limited Ballots
REP Kristina Williams	1,156	86.40%	434	711	11	0	0
DEM Nancy Kennedy	182	13.60%	69	102	11	0	0
Total Votes Cast	1,338	100.00%	503	813	22	0	0
Overvotes	0		0	0	0	0	0
Undervotes	54		19	34	1	0	0
Contest Totals	1,392		522	847	23	0	0

**County Judge CCD**

Vote For 1

	TOTAL	VOTE %	Election Day	Early Voting	Ballot By Mail	Provisional Ballots	Limited Ballots
REP Chris Hill	1,150	85.00%	440	698	12	0	0
DEM Joshua Murray	203	15.00%	73	120	10	0	0
Total Votes Cast	1,353	100.00%	513	818	22	0	0
Overvotes	0		0	0	0	0	0
Undervotes	39		9	29	1	0	0
Contest Totals	1,392		522	847	23	0	0

**District Clerk CCD**




Vote For 1

	TOTAL	VOTE %	Election Day	Early Voting	Ballot By Mail	Provisional Ballots	Limited Ballots
REP Mike Gould	1,165	86.36%	443	710	12	0	0
DEM David Brignac	184	13.64%	68	106	10	0	0
Total Votes Cast	1,349	100.00%	511	816	22	0	0
Overvotes	0		0	0	0	0	0
Undervotes	43		11	31	1	0	0
Contest Totals	1,392		522	847	23	0	0

## PCT 037




### Justice of the Peace, Precinct 2

Vote For 1

	TOTAL	VOTE %		Election Day	Early Voting	Ballot By Mail	Provisional Ballots	Limited Ballots
REP Ellen Skinner	1,151	85.32%		441	699	11	0	0
DEM Jennifer McKenzie	198	14.68%		70	118	10	0	0
Total Votes Cast	1,349	100.00%		511	817	21	0	0
Overvotes	0			0	0	0	0	0
Undervotes	43			11	30	2	0	0
Contest Totals	1,392			522	847	23	0	0

### Leonard ISD - Proposition A

Vote For 1

	TOTAL	VOTE %		Election Day	Early Voting	Ballot By Mail	Provisional Ballots	Limited Ballots
For	62	58.49%		34	27	1	0	0
Against	44	41.51%		14	29	1	0	0
Total Votes Cast	106	100.00%		48	56	2	0	0
Overvotes	0			0	0	0	0	0
Undervotes	3			0	3	0	0	0
Contest Totals	109			48	59	2	0	0

**PCT 038**

**U. S. Representative District 3**

Vote For 1

	TOTAL	VOTE %	Election Day	Early Voting	Ballot By Mail	Provisional Ballots	Limited Ballots
REP Keith Self	608	45.10%	239	356	13	0	0
DEM Sandeep Srivastava	695	51.56%	221	467	7	0	0
LIB Christopher Claytor	45	3.34%	21	23	1	0	0
Total Votes Cast	1,348	100.00%	481	846	21	0	0
Overvotes	0		0	0	0	0	0
Undervotes	21		7	14	0	0	0
Contest Totals	1,369		488	860	21	0	0

**Governor**

Vote For 1

	TOTAL	VOTE %	Election Day	Early Voting	Ballot By Mail	Provisional Ballots	Limited Ballots
REP Greg Abbott	602	44.13%	231	358	13	0	0
DEM Beto O'Rourke	741	54.33%	242	492	7	0	0
LIB Mark Tippetts	16	1.17%	9	6	1	0	0
GRN Delilah Barrios	4	0.29%	4	0	0	0	0
Write-In Totals	1	0.07%	0	1	0	0	0
Total Votes Cast	1,364	100.00%	486	857	21	0	0
Overvotes	0		0	0	0	0	0
Undervotes	5		2	3	0	0	0
Contest Totals	1,369		488	860	21	0	0

**Lieutenant Governor**

Vote For 1

	TOTAL	VOTE %	Election Day	Early Voting	Ballot By Mail	Provisional Ballots	Limited Ballots
REP Dan Patrick	583	42.90%	229	341	13	0	0
DEM Mike Collier	730	53.72%	233	490	7	0	0
LIB Shanna Steele	46	3.38%	22	23	1	0	0
Total Votes Cast	1,359	100.00%	484	854	21	0	0
Overvotes	0		0	0	0	0	0
Undervotes	10		4	6	0	0	0
Contest Totals	1,369		488	860	21	0	0

**Attorney General**

Vote For 1

	TOTAL	VOTE %	Election Day	Early Voting	Ballot By Mail	Provisional Ballots	Limited Ballots
REP Ken Paxton	574	42.64%	230	331	13	0	0
DEM Rochelle Mercedes Garza	728	54.09%	230	491	7	0	0
LIB Mark Ash	44	3.27%	19	24	1	0	0
Total Votes Cast	1,346	100.00%	479	846	21	0	0
Overvotes	0		0	0	0	0	0
Undervotes	23		9	14	0	0	0
Contest Totals	1,369		488	860	21	0	0

**PCT 038**

**Comptroller of Public Accounts**

Vote For 1

	TOTAL	VOTE %	Election Day	Early Voting	Ballot By Mail	Provisional Ballots	Limited Ballots
REP Glenn Hegar	640	47.76%	245	382	13	0	0
DEM Janet T. Dudding	669	49.93%	211	451	7	0	0
LIB V. Alonzo Echevarria-Garza	31	2.31%	15	15	1	0	0
Total Votes Cast	1,340	100.00%	471	848	21	0	0
Overvotes	0		0	0	0	0	0
Undervotes	29		17	12	0	0	0
Contest Totals	1,369		488	860	21	0	0

**Commissioner of the General Land Office**

Vote For 1

	TOTAL	VOTE %	Election Day	Early Voting	Ballot By Mail	Provisional Ballots	Limited Ballots
REP Dawn Buckingham	623	46.63%	244	366	13	0	0
DEM Jay Kleberg	687	51.42%	210	470	7	0	0
GRN Alfred Molison, Jr	26	1.95%	14	12	0	0	0
Write-In Totals	0	0.00%	0	0	0	0	0
Total Votes Cast	1,336	100.00%	468	848	20	0	0
Overvotes	0		0	0	0	0	0
Undervotes	33		20	12	1	0	0
Contest Totals	1,369		488	860	21	0	0

**Commissioner of Agriculture**

Vote For 1

	TOTAL	VOTE %	Election Day	Early Voting	Ballot By Mail	Provisional Ballots	Limited Ballots
REP Sid Miller	633	47.42%	249	370	14	0	0
DEM Susan Hays	702	52.58%	220	476	6	0	0
Total Votes Cast	1,335	100.00%	469	846	20	0	0
Overvotes	0		0	0	0	0	0
Undervotes	34		19	14	1	0	0
Contest Totals	1,369		488	860	21	0	0

**Railroad Commissioner**

Vote For 1

	TOTAL	VOTE %	Election Day	Early Voting	Ballot By Mail	Provisional Ballots	Limited Ballots
REP Wayne Christian	610	45.52%	232	365	13	0	0
DEM Luke Warford	666	49.70%	207	453	6	0	0
LIB Jaime Andres Diez	48	3.58%	24	23	1	0	0
GRN Hunter Wayne Crow	16	1.19%	8	7	1	0	0
Total Votes Cast	1,340	100.00%	471	848	21	0	0
Overvotes	0		0	0	0	0	0
Undervotes	29		17	12	0	0	0
Contest Totals	1,369		488	860	21	0	0



**PCT 038**

**Justice, Supreme Court, Place 3**

Vote For 1

	TOTAL	VOTE %	Election Day	Early Voting	Ballot By Mail	Provisional Ballots	Limited Ballots
REP Debra Lehrmann	613	45.95%	235	365	13	0	0
DEM Erin A. Nowell	689	51.65%	221	462	6	0	0
LIB Thomas Edward Oxford	32	2.40%	15	15	2	0	0
Total Votes Cast	1,334	100.00%	471	842	21	0	0
Overvotes	0		0	0	0	0	0
Undervotes	35		17	18	0	0	0
Contest Totals	1,369		488	860	21	0	0

**Justice, Supreme Court, Place 5**

Vote For 1

	TOTAL	VOTE %	Election Day	Early Voting	Ballot By Mail	Provisional Ballots	Limited Ballots
REP Rebeca Huddle	624	46.95%	245	366	13	0	0
DEM Amanda Reichel	705	53.05%	224	474	7	0	0
Total Votes Cast	1,329	100.00%	469	840	20	0	0
Overvotes	0		0	0	0	0	0
Undervotes	40		19	20	1	0	0
Contest Totals	1,369		488	860	21	0	0

**Justice, Supreme Court, Place 9**

Vote For 1

	TOTAL	VOTE %	Election Day	Early Voting	Ballot By Mail	Provisional Ballots	Limited Ballots
REP Evan Young	613	46.26%	238	362	13	0	0
DEM Julia Maldonado	712	53.74%	230	475	7	0	0
Total Votes Cast	1,325	100.00%	468	837	20	0	0
Overvotes	0		0	0	0	0	0
Undervotes	44		20	23	1	0	0
Contest Totals	1,369		488	860	21	0	0

**Judge, Court of Criminal Appeals, Place 5**

Vote For 1

	TOTAL	VOTE %	Election Day	Early Voting	Ballot By Mail	Provisional Ballots	Limited Ballots
REP Scott Walker	617	46.71%	242	362	13	0	0
DEM Dana Huffman	704	53.29%	222	475	7	0	0
Total Votes Cast	1,321	100.00%	464	837	20	0	0
Overvotes	0		0	0	0	0	0
Undervotes	48		24	23	1	0	0
Contest Totals	1,369		488	860	21	0	0

**PCT 038**

**Judge, Court of Criminal Appeals, Place 6**

Vote For 1

	TOTAL	VOTE %		Election Day	Early Voting	Ballot By Mail	Provisional Ballots	Limited Ballots
REP Jesse F. McClure, III	626	47.35%		246	367	13	0	0
DEM Robert Johnson	696	52.65%		222	467	7	0	0
Total Votes Cast	1,322	100.00%		468	834	20	0	0
Overvotes	0			0	0	0	0	0
Undervotes	47			20	26	1	0	0
Contest Totals	1,369			488	860	21	0	0

**Member, State Board of Education, District 12 CCD**

Vote For 1

	TOTAL	VOTE %		Election Day	Early Voting	Ballot By Mail	Provisional Ballots	Limited Ballots
REP Pam Little	605	45.45%		234	358	13	0	0
DEM Alex Cornwallis	675	50.71%		211	458	6	0	0
LIB Christy Mowrey	49	3.68%		25	22	2	0	0
Write-In Totals	2	0.15%		0	2	0	0	0
Total Votes Cast	1,331	100.00%		470	840	21	0	0
Overvotes	0			0	0	0	0	0
Undervotes	38			18	20	0	0	0
Contest Totals	1,369			488	860	21	0	0

**State Senator, District 8**

Vote For 1

	TOTAL	VOTE %		Election Day	Early Voting	Ballot By Mail	Provisional Ballots	Limited Ballots
REP Angela Paxton	586	44.03%		230	343	13	0	0
DEM Jonathan Cocks	702	52.74%		222	473	7	0	0
LIB Edward Kless	43	3.23%		20	22	1	0	0
Total Votes Cast	1,331	100.00%		472	838	21	0	0
Overvotes	0			0	0	0	0	0
Undervotes	38			16	22	0	0	0
Contest Totals	1,369			488	860	21	0	0

**State Representative, District 67**

Vote For 1

	TOTAL	VOTE %		Election Day	Early Voting	Ballot By Mail	Provisional Ballots	Limited Ballots
REP Jeff Leach	616	46.53%		244	359	13	0	0
DEM Kevin Morris	708	53.47%		224	477	7	0	0
Total Votes Cast	1,324	100.00%		468	836	20	0	0
Overvotes	0			0	0	0	0	0
Undervotes	45			20	24	1	0	0
Contest Totals	1,369			488	860	21	0	0

**PCT 038**

**Justice, 5th Court of Appeals District, Place 4**

Vote For 1

	TOTAL	VOTE %		Election Day	Early Voting	Ballot By Mail	Provisional Ballots	Limited Ballots
REP Emily A. Miskel	621	47.15%		243	366	12	0	0
DEM Maricela Moore	696	52.85%		221	468	7	0	0
Total Votes Cast	1,317	100.00%		464	834	19	0	0
Overvotes	0			0	0	0	0	0
Undervotes	52			24	26	2	0	0
Contest Totals	1,369			488	860	21	0	0

**Justice, 5th Court of Appeals District, Place 7**

Vote For 1

	TOTAL	VOTE %		Election Day	Early Voting	Ballot By Mail	Provisional Ballots	Limited Ballots
REP Kristina Williams	611	46.46%		238	361	12	0	0
DEM Nancy Kennedy	704	53.54%		224	473	7	0	0
Total Votes Cast	1,315	100.00%		462	834	19	0	0
Overvotes	0			0	0	0	0	0
Undervotes	54			26	26	2	0	0
Contest Totals	1,369			488	860	21	0	0

**County Judge CCD**

Vote For 1

	TOTAL	VOTE %		Election Day	Early Voting	Ballot By Mail	Provisional Ballots	Limited Ballots
REP Chris Hill	624	47.06%		241	371	12	0	0
DEM Joshua Murray	702	52.94%		225	469	8	0	0
Total Votes Cast	1,326	100.00%		466	840	20	0	0
Overvotes	0			0	0	0	0	0
Undervotes	43			22	20	1	0	0
Contest Totals	1,369			488	860	21	0	0

**District Clerk CCD**




Vote For 1

	TOTAL	VOTE %		Election Day	Early Voting	Ballot By Mail	Provisional Ballots	Limited Ballots
REP Mike Gould	627	47.64%		249	366	12	0	0
DEM David Brignac	689	52.36%		214	468	7	0	0
Total Votes Cast	1,316	100.00%		463	834	19	0	0
Overvotes	0			0	0	0	0	0
Undervotes	53			25	26	2	0	0
Contest Totals	1,369			488	860	21	0	0

**PCT 038**

**McKinney, City of - Local Option Election**

Vote For 1

	TOTAL	VOTE %		Election Day	Early Voting	Ballot By Mail	Provisional Ballots	Limited Ballots
For	929	72.63%		331	585	13	0	0
Against	350	27.37%		128	217	5	0	0
Total Votes Cast	1,279	100.00%		459	802	18	0	0
Overvotes	0			0	0	0	0	0
Undervotes	90			29	58	3	0	0
Contest Totals	1,369			488	860	21	0	0

## PCT 039

### U. S. Representative, District 4

Vote For 1

	TOTAL	VOTE %	Election Day	Early Voting	Ballot By Mail	Provisional Ballots	Limited Ballots
REP Pat Fallon	625	42.37%	195	408	21	1	0
DEM Iro Omere	805	54.58%	195	579	31	0	0
LIB John Simmons	45	3.05%	19	25	1	0	0
Total Votes Cast	1,475	100.00%	409	1,012	53	1	0
Overvotes	0		0	0	0	0	0
Undervotes	35		15	19	1	0	0
Contest Totals	1,510		424	1,031	54	1	0

### Governor

Vote For 1

	TOTAL	VOTE %	Election Day	Early Voting	Ballot By Mail	Provisional Ballots	Limited Ballots
REP Greg Abbott	637	42.33%	195	419	22	1	0
DEM Beto O'Rourke	841	55.88%	213	597	31	0	0
LIB Mark Tippetts	19	1.26%	10	9	0	0	0
GRN Delilah Barrios	5	0.33%	3	2	0	0	0
Write-In Totals	4	0.27%	2	2	0	0	0
Total Votes Cast	1,505	100.00%	422	1,029	53	1	0
Overvotes	0		0	0	0	0	0
Undervotes	5		2	2	1	0	0
Contest Totals	1,510		424	1,031	54	1	0

### Lieutenant Governor

Vote For 1

	TOTAL	VOTE %	Election Day	Early Voting	Ballot By Mail	Provisional Ballots	Limited Ballots
REP Dan Patrick	597	40.18%	184	393	19	1	0
DEM Mike Collier	854	57.47%	210	609	35	0	0
LIB Shanna Steele	35	2.36%	17	18	0	0	0
Total Votes Cast	1,486	100.00%	411	1,020	54	1	0
Overvotes	0		0	0	0	0	0
Undervotes	24		13	11	0	0	0
Contest Totals	1,510		424	1,031	54	1	0

### Attorney General

Vote For 1

	TOTAL	VOTE %	Election Day	Early Voting	Ballot By Mail	Provisional Ballots	Limited Ballots
REP Ken Paxton	594	40.05%	186	388	19	1	0
DEM Rochelle Mercedes Garza	839	56.57%	204	603	32	0	0
LIB Mark Ash	50	3.37%	21	28	1	0	0
Total Votes Cast	1,483	100.00%	411	1,019	52	1	0
Overvotes	0		0	0	0	0	0
Undervotes	27		13	12	2	0	0
Contest Totals	1,510		424	1,031	54	1	0

**PCT 039**

**Comptroller of Public Accounts**

Vote For 1

	TOTAL	VOTE %	Election Day	Early Voting	Ballot By Mail	Provisional Ballots	Limited Ballots
REP Glenn Hegar	635	43.29%	191	421	22	1	0
DEM Janet T. Dudding	794	54.12%	195	569	30	0	0
LIB V. Alonzo Echevarria-Garza	38	2.59%	16	21	1	0	0
Total Votes Cast	1,467	100.00%	402	1,011	53	1	0
Overvotes	0		0	0	0	0	0
Undervotes	43		22	20	1	0	0
Contest Totals	1,510		424	1,031	54	1	0

**Commissioner of the General Land Office**

Vote For 1

	TOTAL	VOTE %	Election Day	Early Voting	Ballot By Mail	Provisional Ballots	Limited Ballots
REP Dawn Buckingham	628	43.04%	190	415	22	1	0
DEM Jay Kleberg	808	55.38%	204	575	29	0	0
GRN Alfred Molison, Jr	22	1.51%	9	13	0	0	0
Write-In Totals	1	0.07%	0	0	1	0	0
Total Votes Cast	1,459	100.00%	403	1,003	52	1	0
Overvotes	0		0	0	0	0	0
Undervotes	51		21	28	2	0	0
Contest Totals	1,510		424	1,031	54	1	0

**Commissioner of Agriculture**

Vote For 1

	TOTAL	VOTE %	Election Day	Early Voting	Ballot By Mail	Provisional Ballots	Limited Ballots
REP Sid Miller	634	43.48%	202	411	21	0	0
DEM Susan Hays	824	56.52%	199	592	33	0	0
Total Votes Cast	1,458	100.00%	401	1,003	54	0	0
Overvotes	0		0	0	0	0	0
Undervotes	52		23	28	0	1	0
Contest Totals	1,510		424	1,031	54	1	0

**Railroad Commissioner**

Vote For 1

	TOTAL	VOTE %	Election Day	Early Voting	Ballot By Mail	Provisional Ballots	Limited Ballots
REP Wayne Christian	617	42.23%	189	404	23	1	0
DEM Luke Warford	777	53.18%	189	558	30	0	0
LIB Jaime Andres Diez	40	2.74%	18	22	0	0	0
GRN Hunter Wayne Crow	27	1.85%	8	19	0	0	0
Total Votes Cast	1,461	100.00%	404	1,003	53	1	0
Overvotes	0		0	0	0	0	0
Undervotes	49		20	28	1	0	0
Contest Totals	1,510		424	1,031	54	1	0

**PCT 039**

**Justice, Supreme Court, Place 3**

Vote For 1

	TOTAL	VOTE %	Election Day	Early Voting	Ballot By Mail	Provisional Ballots	Limited Ballots
REP Debra Lehrmann	624	42.62%	191	412	21	0	0
DEM Erin A. Nowell	805	54.99%	199	576	30	0	0
LIB Thomas Edward Oxford	35	2.39%	16	18	1	0	0
Total Votes Cast	1,464	100.00%	406	1,006	52	0	0
Overvotes	0		0	0	0	0	0
Undervotes	46		18	25	2	1	0
Contest Totals	1,510		424	1,031	54	1	0

**Justice, Supreme Court, Place 5**

Vote For 1

	TOTAL	VOTE %	Election Day	Early Voting	Ballot By Mail	Provisional Ballots	Limited Ballots
REP Rebeca Huddle	637	43.66%	195	419	22	1	0
DEM Amanda Reichel	822	56.34%	207	584	31	0	0
Total Votes Cast	1,459	100.00%	402	1,003	53	1	0
Overvotes	0		0	0	0	0	0
Undervotes	51		22	28	1	0	0
Contest Totals	1,510		424	1,031	54	1	0

**Justice, Supreme Court, Place 9**

Vote For 1

	TOTAL	VOTE %	Election Day	Early Voting	Ballot By Mail	Provisional Ballots	Limited Ballots
REP Evan Young	627	43.09%	192	412	22	1	0
DEM Julia Maldonado	828	56.91%	207	590	31	0	0
Total Votes Cast	1,455	100.00%	399	1,002	53	1	0
Overvotes	0		0	0	0	0	0
Undervotes	55		25	29	1	0	0
Contest Totals	1,510		424	1,031	54	1	0

**Judge, Court of Criminal Appeals, Place 5**

Vote For 1

	TOTAL	VOTE %	Election Day	Early Voting	Ballot By Mail	Provisional Ballots	Limited Ballots
REP Scott Walker	628	43.25%	194	411	22	1	0
DEM Dana Huffman	824	56.75%	203	590	31	0	0
Total Votes Cast	1,452	100.00%	397	1,001	53	1	0
Overvotes	0		0	0	0	0	0
Undervotes	58		27	30	1	0	0
Contest Totals	1,510		424	1,031	54	1	0

**PCT 039**

**Judge, Court of Criminal Appeals, Place 6**

Vote For 1

	TOTAL	VOTE %	Election Day	Early Voting	Ballot By Mail	Provisional Ballots	Limited Ballots
REP Jesse F. McClure, III	633	43.93%	197	412	23	1	0
DEM Robert Johnson	808	56.07%	199	581	28	0	0
Total Votes Cast	1,441	100.00%	396	993	51	1	0
Overvotes	0		0	0	0	0	0
Undervotes	69		28	38	3	0	0
Contest Totals	1,510		424	1,031	54	1	0

**Member, State Board of Education, District 12 CCD**

Vote For 1

	TOTAL	VOTE %	Election Day	Early Voting	Ballot By Mail	Provisional Ballots	Limited Ballots
REP Pam Little	617	42.46%	187	407	22	1	0
DEM Alex Cornwallis	771	53.06%	187	556	28	0	0
LIB Christy Mowrey	62	4.27%	26	35	1	0	0
Write-In Totals	3	0.21%	1	1	1	0	0
Total Votes Cast	1,453	100.00%	401	999	52	1	0
Overvotes	0		0	0	0	0	0
Undervotes	57		23	32	2	0	0
Contest Totals	1,510		424	1,031	54	1	0

**State Senator, District 8**

Vote For 1

	TOTAL	VOTE %	Election Day	Early Voting	Ballot By Mail	Provisional Ballots	Limited Ballots
REP Angela Paxton	595	40.87%	190	386	19	0	0
DEM Jonathan Cocks	819	56.25%	200	586	33	0	0
LIB Edward Kless	42	2.88%	14	27	1	0	0
Total Votes Cast	1,456	100.00%	404	999	53	0	0
Overvotes	0		0	0	0	0	0
Undervotes	54		20	32	1	1	0
Contest Totals	1,510		424	1,031	54	1	0

**State Representative, District 67**

Vote For 1

	TOTAL	VOTE %	Election Day	Early Voting	Ballot By Mail	Provisional Ballots	Limited Ballots
REP Jeff Leach	640	43.72%	199	419	21	1	0
DEM Kevin Morris	824	56.28%	202	589	33	0	0
Total Votes Cast	1,464	100.00%	401	1,008	54	1	0
Overvotes	0		0	0	0	0	0
Undervotes	46		23	23	0	0	0
Contest Totals	1,510		424	1,031	54	1	0



**PCT 039**

**Justice, 5th Court of Appeals District, Place 4**

Vote For 1

	TOTAL	VOTE %		Election Day	Early Voting	Ballot By Mail	Provisional Ballots	Limited Ballots
REP Emily A. Miskel	628	43.46%		192	414	21	1	0
DEM Maricela Moore	817	56.54%		205	581	31	0	0
Total Votes Cast	1,445	100.00%		397	995	52	1	0
Overvotes	0			0	0	0	0	0
Undervotes	65			27	36	2	0	0
Contest Totals	1,510			424	1,031	54	1	0

**Justice, 5th Court of Appeals District, Place 7**

Vote For 1

	TOTAL	VOTE %		Election Day	Early Voting	Ballot By Mail	Provisional Ballots	Limited Ballots
REP Kristina Williams	621	43.12%		188	412	20	1	0
DEM Nancy Kennedy	819	56.88%		206	583	30	0	0
Total Votes Cast	1,440	100.00%		394	995	50	1	0
Overvotes	0			0	0	0	0	0
Undervotes	70			30	36	4	0	0
Contest Totals	1,510			424	1,031	54	1	0

**County Judge CCD**

Vote For 1

	TOTAL	VOTE %		Election Day	Early Voting	Ballot By Mail	Provisional Ballots	Limited Ballots
REP Chris Hill	629	43.32%		194	412	22	1	0
DEM Joshua Murray	823	56.68%		204	590	29	0	0
Total Votes Cast	1,452	100.00%		398	1,002	51	1	0
Overvotes	0			0	0	0	0	0
Undervotes	58			26	29	3	0	0
Contest Totals	1,510			424	1,031	54	1	0

**District Clerk CCD**

Vote For 1

	TOTAL	VOTE %		Election Day	Early Voting	Ballot By Mail	Provisional Ballots	Limited Ballots
REP Mike Gould	629	43.65%		196	410	23	0	0
DEM David Brignac	812	56.35%		201	584	27	0	0
Total Votes Cast	1,441	100.00%		397	994	50	0	0
Overvotes	0			0	0	0	0	0
Undervotes	69			27	37	4	1	0
Contest Totals	1,510			424	1,031	54	1	0

**PCT 039**

**County Commissioner, Precinct 4**

Vote For 1

	TOTAL	VOTE %		Election Day	Early Voting	Ballot By Mail	Provisional Ballots	Limited Ballots
REP Duncan Webb	640	44.02%		201	417	21	1	0
DEM Jeffrey Williams	814	55.98%		202	582	30	0	0
Total Votes Cast	1,454	100.00%		403	999	51	1	0
Overvotes	0			0	0	0	0	0
Undervotes	56			21	32	3	0	0
Contest Totals	1,510			424	1,031	54	1	0

**Justice of the Peace, Precinct 3**

Vote For 1

	TOTAL	VOTE %		Election Day	Early Voting	Ballot By Mail	Provisional Ballots	Limited Ballots
REP Mike Missildine	636	44.01%		200	413	22	1	0
DEM Irvin Lynn Barrett	809	55.99%		200	580	29	0	0
Total Votes Cast	1,445	100.00%		400	993	51	1	0
Overvotes	0			0	0	0	0	0
Undervotes	65			24	38	3	0	0
Contest Totals	1,510			424	1,031	54	1	0

**Plano ISD - Proposition A**

Vote For 1

	TOTAL	VOTE %		Election Day	Early Voting	Ballot By Mail	Provisional Ballots	Limited Ballots
For	714	50.64%		173	510	30	1	0
Against	696	49.36%		212	462	22	0	0
Total Votes Cast	1,410	100.00%		385	972	52	1	0
Overvotes	0			0	0	0	0	0
Undervotes	100			39	59	2	0	0
Contest Totals	1,510			424	1,031	54	1	0

**Plano ISD - Proposition B**

Vote For 1

	TOTAL	VOTE %		Election Day	Early Voting	Ballot By Mail	Provisional Ballots	Limited Ballots
For	767	54.28%		191	543	32	1	0
Against	646	45.72%		195	430	21	0	0
Total Votes Cast	1,413	100.00%		386	973	53	1	0
Overvotes	0			0	0	0	0	0
Undervotes	97			38	58	1	0	0
Contest Totals	1,510			424	1,031	54	1	0

**PCT 039**

**Plano ISD - Proposition C**

Vote For 1

	TOTAL	VOTE %		Election Day	Early Voting	Ballot By Mail	Provisional Ballots	Limited Ballots
For	772	54.91%		189	551	31	1	0
Against	634	45.09%		193	419	22	0	0
Total Votes Cast	1,406	100.00%		382	970	53	1	0
Overvotes	0			0	0	0	0	0
Undervotes	104			42	61	1	0	0
Contest Totals	1,510			424	1,031	54	1	0

**Plano ISD - Proposition D**

Vote For 1

	TOTAL	VOTE %		Election Day	Early Voting	Ballot By Mail	Provisional Ballots	Limited Ballots
For	688	48.90%		176	489	22	1	0
Against	719	51.10%		208	482	29	0	0
Total Votes Cast	1,407	100.00%		384	971	51	1	0
Overvotes	0			0	0	0	0	0
Undervotes	103			40	60	3	0	0
Contest Totals	1,510			424	1,031	54	1	0

**Plano ISD - Proposition E**

Vote For 1

	TOTAL	VOTE %		Election Day	Early Voting	Ballot By Mail	Provisional Ballots	Limited Ballots
For	599	42.72%		145	431	22	1	0
Against	803	57.28%		238	536	29	0	0
Total Votes Cast	1,402	100.00%		383	967	51	1	0
Overvotes	0			0	0	0	0	0
Undervotes	108			41	64	3	0	0
Contest Totals	1,510			424	1,031	54	1	0

## PCT 040

### U. S. Representative District 3

Vote For 1

	TOTAL	VOTE %	Election Day	Early Voting	Ballot By Mail	Provisional Ballots	Limited Ballots
REP Keith Self	1,240	62.06%	266	907	63	4	0
DEM Sandeep Srivastava	689	34.48%	174	480	35	0	0
LIB Christopher Claytor	69	3.45%	22	43	4	0	0
Total Votes Cast	1,998	100.00%	462	1,430	102	4	0
Overvotes	0		0	0	0	0	0
Undervotes	42		14	25	3	0	0
Contest Totals	2,040		476	1,455	105	4	0

### Governor

Vote For 1

	TOTAL	VOTE %	Election Day	Early Voting	Ballot By Mail	Provisional Ballots	Limited Ballots
REP Greg Abbott	1,237	60.76%	263	906	64	4	0
DEM Beto O'Rourke	752	36.94%	201	511	40	0	0
LIB Mark Tippetts	43	2.11%	9	33	1	0	0
GRN Delilah Barrios	1	0.05%	0	1	0	0	0
Write-In Totals	3	0.15%	2	1	0	0	0
Total Votes Cast	2,036	100.00%	475	1,452	105	4	0
Overvotes	0		0	0	0	0	0
Undervotes	4		1	3	0	0	0
Contest Totals	2,040		476	1,455	105	4	0

### Lieutenant Governor

Vote For 1

	TOTAL	VOTE %	Election Day	Early Voting	Ballot By Mail	Provisional Ballots	Limited Ballots
REP Dan Patrick	1,192	58.89%	254	872	62	4	0
DEM Mike Collier	771	38.09%	190	538	43	0	0
LIB Shanna Steele	61	3.01%	23	38	0	0	0
Total Votes Cast	2,024	100.00%	467	1,448	105	4	0
Overvotes	0		0	0	0	0	0
Undervotes	16		9	7	0	0	0
Contest Totals	2,040		476	1,455	105	4	0

### Attorney General

Vote For 1

	TOTAL	VOTE %	Election Day	Early Voting	Ballot By Mail	Provisional Ballots	Limited Ballots
REP Ken Paxton	1,161	57.91%	254	845	58	4	0
DEM Rochelle Mercedes Garza	748	37.31%	182	524	42	0	0
LIB Mark Ash	96	4.79%	31	62	3	0	0
Total Votes Cast	2,005	100.00%	467	1,431	103	4	0
Overvotes	0		0	0	0	0	0
Undervotes	35		9	24	2	0	0
Contest Totals	2,040		476	1,455	105	4	0

**PCT 040**

**Comptroller of Public Accounts**

Vote For 1

	TOTAL	VOTE %	Election Day	Early Voting	Ballot By Mail	Provisional Ballots	Limited Ballots
REP Glenn Hegar	1,256	63.18%	268	916	68	4	0
DEM Janet T. Dudding	679	34.15%	168	475	36	0	0
LIB V. Alonzo Echevarria-Garza	53	2.67%	22	31	0	0	0
Total Votes Cast	1,988	100.00%	458	1,422	104	4	0
Overvotes	0		0	0	0	0	0
Undervotes	52		18	33	1	0	0
Contest Totals	2,040		476	1,455	105	4	0

**Commissioner of the General Land Office**

Vote For 1

	TOTAL	VOTE %	Election Day	Early Voting	Ballot By Mail	Provisional Ballots	Limited Ballots
REP Dawn Buckingham	1,246	62.87%	274	903	65	4	0
DEM Jay Kleberg	703	35.47%	170	496	37	0	0
GRN Alfred Molison, Jr	31	1.56%	13	18	0	0	0
Write-In Totals	2	0.10%	1	1	0	0	0
Total Votes Cast	1,982	100.00%	458	1,418	102	4	0
Overvotes	0		0	0	0	0	0
Undervotes	58		18	37	3	0	0
Contest Totals	2,040		476	1,455	105	4	0

**Commissioner of Agriculture**

Vote For 1

	TOTAL	VOTE %	Election Day	Early Voting	Ballot By Mail	Provisional Ballots	Limited Ballots
REP Sid Miller	1,244	62.64%	272	905	63	4	0
DEM Susan Hays	742	37.36%	184	516	42	0	0
Total Votes Cast	1,986	100.00%	456	1,421	105	4	0
Overvotes	0		0	0	0	0	0
Undervotes	54		20	34	0	0	0
Contest Totals	2,040		476	1,455	105	4	0

**Railroad Commissioner**

Vote For 1

	TOTAL	VOTE %	Election Day	Early Voting	Ballot By Mail	Provisional Ballots	Limited Ballots
REP Wayne Christian	1,218	61.27%	259	890	65	4	0
DEM Luke Warford	689	34.66%	168	481	40	0	0
LIB Jaime Andres Diez	62	3.12%	20	42	0	0	0
GRN Hunter Wayne Crow	19	0.96%	9	10	0	0	0
Total Votes Cast	1,988	100.00%	456	1,423	105	4	0
Overvotes	0		0	0	0	0	0
Undervotes	52		20	32	0	0	0
Contest Totals	2,040		476	1,455	105	4	0

## PCT 040

### Justice, Supreme Court, Place 3

Vote For 1

	TOTAL	VOTE %		Election Day	Early Voting	Ballot By Mail	Provisional Ballots	Limited Ballots
REP Debra Lehrmann	1,241	62.58%		265	906	66	4	0
DEM Erin A. Nowell	686	34.59%		171	481	34	0	0
LIB Thomas Edward Oxford	56	2.82%		20	36	0	0	0
Total Votes Cast	1,983	100.00%		456	1,423	100	4	0
Overvotes	0			0	0	0	0	0
Undervotes	57			20	32	5	0	0
Contest Totals	2,040			476	1,455	105	4	0

### Justice, Supreme Court, Place 5

Vote For 1

	TOTAL	VOTE %		Election Day	Early Voting	Ballot By Mail	Provisional Ballots	Limited Ballots
REP Rebeca Huddle	1,267	64.25%		277	921	65	4	0
DEM Amanda Reichel	705	35.75%		177	495	33	0	0
Total Votes Cast	1,972	100.00%		454	1,416	98	4	0
Overvotes	0			0	0	0	0	0
Undervotes	68			22	39	7	0	0
Contest Totals	2,040			476	1,455	105	4	0

### Justice, Supreme Court, Place 9

Vote For 1

	TOTAL	VOTE %		Election Day	Early Voting	Ballot By Mail	Provisional Ballots	Limited Ballots
REP Evan Young	1,255	63.77%		274	910	67	4	0
DEM Julia Maldonado	713	36.23%		179	501	33	0	0
Total Votes Cast	1,968	100.00%		453	1,411	100	4	0
Overvotes	0			0	0	0	0	0
Undervotes	72			23	44	5	0	0
Contest Totals	2,040			476	1,455	105	4	0

### Judge, Court of Criminal Appeals, Place 5

Vote For 1

	TOTAL	VOTE %		Election Day	Early Voting	Ballot By Mail	Provisional Ballots	Limited Ballots
REP Scott Walker	1,244	63.37%		271	904	65	4	0
DEM Dana Huffman	719	36.63%		182	504	33	0	0
Total Votes Cast	1,963	100.00%		453	1,408	98	4	0
Overvotes	0			0	0	0	0	0
Undervotes	77			23	47	7	0	0
Contest Totals	2,040			476	1,455	105	4	0

**PCT 040**

**Judge, Court of Criminal Appeals, Place 6**

Vote For 1

	TOTAL	VOTE %	Election Day	Early Voting	Ballot By Mail	Provisional Ballots	Limited Ballots
REP Jesse F. McClure, III	1,253	64.19%	273	912	64	4	0
DEM Robert Johnson	699	35.81%	175	490	34	0	0
Total Votes Cast	1,952	100.00%	448	1,402	98	4	0
Overvotes	0		0	0	0	0	0
Undervotes	88		28	53	7	0	0
Contest Totals	2,040		476	1,455	105	4	0

**Member, State Board of Education, District 12 CCD**

Vote For 1

	TOTAL	VOTE %	Election Day	Early Voting	Ballot By Mail	Provisional Ballots	Limited Ballots
REP Pam Little	1,215	61.43%	258	890	63	4	0
DEM Alex Cornwallis	689	34.83%	172	479	38	0	0
LIB Christy Mowrey	72	3.64%	22	50	0	0	0
Write-In Totals	2	0.10%	1	1	0	0	0
Total Votes Cast	1,978	100.00%	453	1,420	101	4	0
Overvotes	0		0	0	0	0	0
Undervotes	62		23	35	4	0	0
Contest Totals	2,040		476	1,455	105	4	0

**State Senator, District 8**

Vote For 1

	TOTAL	VOTE %	Election Day	Early Voting	Ballot By Mail	Provisional Ballots	Limited Ballots
REP Angela Paxton	1,169	59.19%	256	848	61	4	0
DEM Jonathan Cocks	726	36.76%	177	510	39	0	0
LIB Edward Kless	80	4.05%	23	56	1	0	0
Total Votes Cast	1,975	100.00%	456	1,414	101	4	0
Overvotes	0		0	0	0	0	0
Undervotes	65		20	41	4	0	0
Contest Totals	2,040		476	1,455	105	4	0

**State Representative, District 67**

Vote For 1

	TOTAL	VOTE %	Election Day	Early Voting	Ballot By Mail	Provisional Ballots	Limited Ballots
REP Jeff Leach	1,267	64.18%	273	923	67	4	0
DEM Kevin Morris	707	35.82%	179	491	37	0	0
Total Votes Cast	1,974	100.00%	452	1,414	104	4	0
Overvotes	0		0	0	0	0	0
Undervotes	66		24	41	1	0	0
Contest Totals	2,040		476	1,455	105	4	0

## PCT 040

### Justice, 5th Court of Appeals District, Place 4

Vote For 1

	TOTAL	VOTE %	Election Day	Early Voting	Ballot By Mail	Provisional Ballots	Limited Ballots
REP Emily A. Miskel	1,257	64.40%	274	914	65	4	0
DEM Maricela Moore	695	35.60%	174	489	32	0	0
Total Votes Cast	1,952	100.00%	448	1,403	97	4	0
Overvotes	0		0	0	0	0	0
Undervotes	88		28	52	8	0	0
Contest Totals	2,040		476	1,455	105	4	0

### Justice, 5th Court of Appeals District, Place 7

Vote For 1

	TOTAL	VOTE %	Election Day	Early Voting	Ballot By Mail	Provisional Ballots	Limited Ballots
REP Kristina Williams	1,244	63.83%	272	904	64	4	0
DEM Nancy Kennedy	705	36.17%	175	497	33	0	0
Total Votes Cast	1,949	100.00%	447	1,401	97	4	0
Overvotes	0		0	0	0	0	0
Undervotes	91		29	54	8	0	0
Contest Totals	2,040		476	1,455	105	4	0

### County Judge CCD

Vote For 1

	TOTAL	VOTE %	Election Day	Early Voting	Ballot By Mail	Provisional Ballots	Limited Ballots
REP Chris Hill	1,258	63.79%	280	908	66	4	0
DEM Joshua Murray	714	36.21%	172	505	37	0	0
Total Votes Cast	1,972	100.00%	452	1,413	103	4	0
Overvotes	0		0	0	0	0	0
Undervotes	68		24	42	2	0	0
Contest Totals	2,040		476	1,455	105	4	0

### District Clerk CCD

Vote For 1

	TOTAL	VOTE %	Election Day	Early Voting	Ballot By Mail	Provisional Ballots	Limited Ballots
REP Mike Gould	1,264	64.56%	275	920	65	4	0
DEM David Brignac	694	35.44%	172	488	34	0	0
Total Votes Cast	1,958	100.00%	447	1,408	99	4	0
Overvotes	0		0	0	0	0	0
Undervotes	82		29	47	6	0	0
Contest Totals	2,040		476	1,455	105	4	0



## PCT 040

### County Commissioner, Precinct 4

Vote For 1

	TOTAL	VOTE %		Election Day	Early Voting	Ballot By Mail	Provisional Ballots	Limited Ballots
REP Duncan Webb	1,265	64.57%		272	924	65	4	0
DEM Jeffrey Williams	694	35.43%		170	490	34	0	0
Total Votes Cast	1,959	100.00%		442	1,414	99	4	0
Overvotes	0			0	0	0	0	0
Undervotes	81			34	41	6	0	0
Contest Totals	2,040			476	1,455	105	4	0

### Justice of the Peace, Precinct 3

Vote For 1

	TOTAL	VOTE %		Election Day	Early Voting	Ballot By Mail	Provisional Ballots	Limited Ballots
REP Mike Missildine	1,249	64.05%		269	911	65	4	0
DEM Irvin Lynn Barrett	701	35.95%		174	493	34	0	0
Total Votes Cast	1,950	100.00%		443	1,404	99	4	0
Overvotes	0			0	0	0	0	0
Undervotes	90			33	51	6	0	0
Contest Totals	2,040			476	1,455	105	4	0

**PCT 041**

**U. S. Representative District 3**

Vote For 1

	TOTAL	VOTE %	Election Day	Early Voting	Ballot By Mail	Provisional Ballots	Limited Ballots
REP Keith Self	1,660	66.06%	575	1,054	29	2	0
DEM Sandeep Srivastava	791	31.48%	225	540	25	1	0
LIB Christopher Claytor	62	2.47%	18	42	2	0	0
Total Votes Cast	2,513	100.00%	818	1,636	56	3	0
Overvotes	0		0	0	0	0	0
Undervotes	32		14	18	0	0	0
Contest Totals	2,545		832	1,654	56	3	0

**Governor**

Vote For 1

	TOTAL	VOTE %	Election Day	Early Voting	Ballot By Mail	Provisional Ballots	Limited Ballots
REP Greg Abbott	1,644	64.70%	563	1,049	30	2	0
DEM Beto O'Rourke	861	33.88%	258	576	26	1	0
LIB Mark Tippetts	32	1.26%	9	23	0	0	0
GRN Delilah Barrios	2	0.08%	0	2	0	0	0
Write-In Totals	2	0.08%	0	2	0	0	0
Total Votes Cast	2,541	100.00%	830	1,652	56	3	0
Overvotes	0		0	0	0	0	0
Undervotes	4		2	2	0	0	0
Contest Totals	2,545		832	1,654	56	3	0

**Lieutenant Governor**

Vote For 1

	TOTAL	VOTE %	Election Day	Early Voting	Ballot By Mail	Provisional Ballots	Limited Ballots
REP Dan Patrick	1,592	63.33%	552	1,011	27	2	0
DEM Mike Collier	860	34.21%	245	585	29	1	0
LIB Shanna Steele	62	2.47%	20	42	0	0	0
Total Votes Cast	2,514	100.00%	817	1,638	56	3	0
Overvotes	0		0	0	0	0	0
Undervotes	31		15	16	0	0	0
Contest Totals	2,545		832	1,654	56	3	0

**Attorney General**

Vote For 1

	TOTAL	VOTE %	Election Day	Early Voting	Ballot By Mail	Provisional Ballots	Limited Ballots
REP Ken Paxton	1,590	63.40%	549	1,012	27	2	0
DEM Rochelle Mercedes Garza	835	33.29%	246	560	28	1	0
LIB Mark Ash	83	3.31%	22	60	1	0	0
Total Votes Cast	2,508	100.00%	817	1,632	56	3	0
Overvotes	0		0	0	0	0	0
Undervotes	37		15	22	0	0	0
Contest Totals	2,545		832	1,654	56	3	0

**PCT 041**

**Comptroller of Public Accounts**

Vote For 1

	TOTAL	VOTE %	Election Day	Early Voting	Ballot By Mail	Provisional Ballots	Limited Ballots
REP Glenn Hegar	1,686	67.44%	581	1,072	31	2	0
DEM Janet T. Dudding	764	30.56%	213	527	23	1	0
LIB V. Alonzo Echevarria-Garza	50	2.00%	16	34	0	0	0
Total Votes Cast	2,500	100.00%	810	1,633	54	3	0
Overvotes	0		0	0	0	0	0
Undervotes	45		22	21	2	0	0
Contest Totals	2,545		832	1,654	56	3	0

**Commissioner of the General Land Office**

Vote For 1

	TOTAL	VOTE %	Election Day	Early Voting	Ballot By Mail	Provisional Ballots	Limited Ballots
REP Dawn Buckingham	1,695	67.99%	582	1,082	29	2	0
DEM Jay Kleberg	776	31.13%	217	532	26	1	0
GRN Alfred Molison, Jr	21	0.84%	6	15	0	0	0
Write-In Totals	1	0.04%	0	1	0	0	0
Total Votes Cast	2,493	100.00%	805	1,630	55	3	0
Overvotes	0		0	0	0	0	0
Undervotes	52		27	24	1	0	0
Contest Totals	2,545		832	1,654	56	3	0

**Commissioner of Agriculture**

Vote For 1

	TOTAL	VOTE %	Election Day	Early Voting	Ballot By Mail	Provisional Ballots	Limited Ballots
REP Sid Miller	1,689	67.61%	572	1,086	29	2	0
DEM Susan Hays	809	32.39%	234	547	27	1	0
Total Votes Cast	2,498	100.00%	806	1,633	56	3	0
Overvotes	0		0	0	0	0	0
Undervotes	47		26	21	0	0	0
Contest Totals	2,545		832	1,654	56	3	0

**Railroad Commissioner**

Vote For 1

	TOTAL	VOTE %	Election Day	Early Voting	Ballot By Mail	Provisional Ballots	Limited Ballots
REP Wayne Christian	1,643	65.93%	564	1,048	29	2	0
DEM Luke Warford	766	30.74%	211	528	26	1	0
LIB Jaime Andres Diez	68	2.73%	24	44	0	0	0
GRN Hunter Wayne Crow	15	0.60%	6	9	0	0	0
Total Votes Cast	2,492	100.00%	805	1,629	55	3	0
Overvotes	0		0	0	0	0	0
Undervotes	53		27	25	1	0	0
Contest Totals	2,545		832	1,654	56	3	0

**PCT 041**

**Justice, Supreme Court, Place 3**

Vote For 1

	TOTAL	VOTE %	Election Day	Early Voting	Ballot By Mail	Provisional Ballots	Limited Ballots
REP Debra Lehrmann	1,654	66.40%	565	1,055	32	2	0
DEM Erin A. Nowell	791	31.75%	229	537	24	1	0
LIB Thomas Edward Oxford	46	1.85%	13	33	0	0	0
Total Votes Cast	2,491	100.00%	807	1,625	56	3	0
Overvotes	0		0	0	0	0	0
Undervotes	54		25	29	0	0	0
Contest Totals	2,545		832	1,654	56	3	0

**Justice, Supreme Court, Place 5**

Vote For 1

	TOTAL	VOTE %	Election Day	Early Voting	Ballot By Mail	Provisional Ballots	Limited Ballots
REP Rebeca Huddle	1,675	67.46%	572	1,069	32	2	0
DEM Amanda Reichel	808	32.54%	235	548	24	1	0
Total Votes Cast	2,483	100.00%	807	1,617	56	3	0
Overvotes	0		0	0	0	0	0
Undervotes	62		25	37	0	0	0
Contest Totals	2,545		832	1,654	56	3	0

**Justice, Supreme Court, Place 9**

Vote For 1

	TOTAL	VOTE %	Election Day	Early Voting	Ballot By Mail	Provisional Ballots	Limited Ballots
REP Evan Young	1,662	66.96%	569	1,060	31	2	0
DEM Julia Maldonado	820	33.04%	235	559	25	1	0
Total Votes Cast	2,482	100.00%	804	1,619	56	3	0
Overvotes	0		0	0	0	0	0
Undervotes	63		28	35	0	0	0
Contest Totals	2,545		832	1,654	56	3	0

**Judge, Court of Criminal Appeals, Place 5**

Vote For 1

	TOTAL	VOTE %	Election Day	Early Voting	Ballot By Mail	Provisional Ballots	Limited Ballots
REP Scott Walker	1,678	67.77%	577	1,072	27	2	0
DEM Dana Huffman	798	32.23%	227	542	28	1	0
Total Votes Cast	2,476	100.00%	804	1,614	55	3	0
Overvotes	0		0	0	0	0	0
Undervotes	69		28	40	1	0	0
Contest Totals	2,545		832	1,654	56	3	0

## PCT 041

### Judge, Court of Criminal Appeals, Place 6

Vote For 1

	TOTAL	VOTE %		Election Day	Early Voting	Ballot By Mail	Provisional Ballots	Limited Ballots
REP Jesse F. McClure, III	1,687	68.16%	<div style="width: 68.16%;"><div style="width: 68.16%;"></div></div>	580	1,073	32	2	0
DEM Robert Johnson	788	31.84%	<div style="width: 31.84%;"><div style="width: 31.84%;"></div></div>	221	543	23	1	0
Total Votes Cast	2,475	100.00%	<div style="width: 100.00%;"><div style="width: 100.00%;"></div></div>	801	1,616	55	3	0
Overvotes	0			0	0	0	0	0
Undervotes	70			31	38	1	0	0
Contest Totals	2,545			832	1,654	56	3	0

### Member, State Board of Education, District 12 CCD

Vote For 1

	TOTAL	VOTE %		Election Day	Early Voting	Ballot By Mail	Provisional Ballots	Limited Ballots
REP Pam Little	1,645	66.22%	<div style="width: 66.22%;"><div style="width: 66.22%;"></div></div>	566	1,046	31	2	0
DEM Alex Cornwallis	781	31.44%	<div style="width: 31.44%;"><div style="width: 31.44%;"></div></div>	220	536	24	1	0
LIB Christy Mowrey	56	2.25%	<div style="width: 2.25%;"><div style="width: 2.25%;"></div></div>	18	37	1	0	0
Write-In Totals	2	0.08%	<div style="width: 0.08%;"><div style="width: 0.08%;"></div></div>	0	2	0	0	0
Total Votes Cast	2,484	100.00%	<div style="width: 100.00%;"><div style="width: 100.00%;"></div></div>	804	1,621	56	3	0
Overvotes	0			0	0	0	0	0
Undervotes	61			28	33	0	0	0
Contest Totals	2,545			832	1,654	56	3	0

### State Senator, District 8

Vote For 1

	TOTAL	VOTE %		Election Day	Early Voting	Ballot By Mail	Provisional Ballots	Limited Ballots
REP Angela Paxton	1,609	64.59%	<div style="width: 64.59%;"><div style="width: 64.59%;"></div></div>	561	1,019	27	2	0
DEM Jonathan Cocks	815	32.72%	<div style="width: 32.72%;"><div style="width: 32.72%;"></div></div>	228	560	26	1	0
LIB Edward Kless	67	2.69%	<div style="width: 2.69%;"><div style="width: 2.69%;"></div></div>	22	42	3	0	0
Total Votes Cast	2,491	100.00%	<div style="width: 100.00%;"><div style="width: 100.00%;"></div></div>	811	1,621	56	3	0
Overvotes	0			0	0	0	0	0
Undervotes	54			21	33	0	0	0
Contest Totals	2,545			832	1,654	56	3	0

### Justice, 5th Court of Appeals District, Place 4

Vote For 1

	TOTAL	VOTE %		Election Day	Early Voting	Ballot By Mail	Provisional Ballots	Limited Ballots
REP Emily A. Miskel	1,682	68.04%	<div style="width: 68.04%;"><div style="width: 68.04%;"></div></div>	576	1,073	31	2	0
DEM Maricela Moore	790	31.96%	<div style="width: 31.96%;"><div style="width: 31.96%;"></div></div>	223	541	25	1	0
Total Votes Cast	2,472	100.00%	<div style="width: 100.00%;"><div style="width: 100.00%;"></div></div>	799	1,614	56	3	0
Overvotes	0			0	0	0	0	0
Undervotes	73			33	40	0	0	0
Contest Totals	2,545			832	1,654	56	3	0

**PCT 041**

**Justice, 5th Court of Appeals District, Place 7**

Vote For 1

	TOTAL	VOTE %	Election Day	Early Voting	Ballot By Mail	Provisional Ballots	Limited Ballots
REP Kristina Williams	1,667	67.38%	573	1,063	29	2	0
DEM Nancy Kennedy	807	32.62%	228	551	27	1	0
Total Votes Cast	2,474	100.00%	801	1,614	56	3	0
Overvotes	0		0	0	0	0	0
Undervotes	71		31	40	0	0	0
Contest Totals	2,545		832	1,654	56	3	0

**County Judge CCD**

Vote For 1

	TOTAL	VOTE %	Election Day	Early Voting	Ballot By Mail	Provisional Ballots	Limited Ballots
REP Chris Hill	1,673	67.19%	573	1,067	31	2	0
DEM Joshua Murray	817	32.81%	233	558	25	1	0
Total Votes Cast	2,490	100.00%	806	1,625	56	3	0
Overvotes	0		0	0	0	0	0
Undervotes	55		26	29	0	0	0
Contest Totals	2,545		832	1,654	56	3	0

**District Clerk CCD**

Vote For 1

	TOTAL	VOTE %	Election Day	Early Voting	Ballot By Mail	Provisional Ballots	Limited Ballots
REP Mike Gould	1,689	68.27%	575	1,082	30	2	0
DEM David Brignac	785	31.73%	226	532	26	1	0
Total Votes Cast	2,474	100.00%	801	1,614	56	3	0
Overvotes	0		0	0	0	0	0
Undervotes	71		31	40	0	0	0
Contest Totals	2,545		832	1,654	56	3	0

**Justice of the Peace, Precinct 3**

Vote For 1

	TOTAL	VOTE %	Election Day	Early Voting	Ballot By Mail	Provisional Ballots	Limited Ballots
REP Mike Missildine	1,683	68.11%	578	1,071	32	2	0
DEM Irvin Lynn Barrett	788	31.89%	223	541	23	1	0
Total Votes Cast	2,471	100.00%	801	1,612	55	3	0
Overvotes	0		0	0	0	0	0
Undervotes	74		31	42	1	0	0
Contest Totals	2,545		832	1,654	56	3	0

## PCT 041

### Lovejoy ISD - Proposition A

Vote For 1

	TOTAL	VOTE %	Election Day	Early Voting	Ballot By Mail	Provisional Ballots	Limited Ballots
For	337	39.10%	100	229	8	0	0
Against	525	60.90%	154	359	12	0	0
Total Votes Cast	862	100.00%	254	588	20	0	0
Overvotes	0		0	0	0	0	0
Undervotes	31		12	15	4	0	0
Contest Totals	893		266	603	24	0	0

### Plano ISD - Proposition A

Vote For 1

	TOTAL	VOTE %	Election Day	Early Voting	Ballot By Mail	Provisional Ballots	Limited Ballots
For	0		0	0	0	0	0
Against	0		0	0	0	0	0
Total Votes Cast	0		0	0	0	0	0
Overvotes	0		0	0	0	0	0
Undervotes	0		0	0	0	0	0
Contest Totals	0		0	0	0	0	0

### Plano ISD - Proposition B

Vote For 1

	TOTAL	VOTE %	Election Day	Early Voting	Ballot By Mail	Provisional Ballots	Limited Ballots
For	0		0	0	0	0	0
Against	0		0	0	0	0	0
Total Votes Cast	0		0	0	0	0	0
Overvotes	0		0	0	0	0	0
Undervotes	0		0	0	0	0	0
Contest Totals	0		0	0	0	0	0

### Plano ISD - Proposition C

Vote For 1

	TOTAL	VOTE %	Election Day	Early Voting	Ballot By Mail	Provisional Ballots	Limited Ballots
For	0		0	0	0	0	0
Against	0		0	0	0	0	0
Total Votes Cast	0		0	0	0	0	0
Overvotes	0		0	0	0	0	0
Undervotes	0		0	0	0	0	0
Contest Totals	0		0	0	0	0	0

## PCT 041

### Plano ISD - Proposition D

Vote For 1

	TOTAL	VOTE %	Election Day	Early Voting	Ballot By Mail	Provisional Ballots	Limited Ballots
For	0		0	0	0	0	0
Against	0		0	0	0	0	0
Total Votes Cast	0		0	0	0	0	0
Overvotes	0		0	0	0	0	0
Undervotes	0		0	0	0	0	0
Contest Totals	0		0	0	0	0	0




### Plano ISD - Proposition E

Vote For 1

	TOTAL	VOTE %	Election Day	Early Voting	Ballot By Mail	Provisional Ballots	Limited Ballots
For	0		0	0	0	0	0
Against	0		0	0	0	0	0
Total Votes Cast	0		0	0	0	0	0
Overvotes	0		0	0	0	0	0
Undervotes	0		0	0	0	0	0
Contest Totals	0		0	0	0	0	0




### Wylie ISD - Trustee, Place 1

Vote For 1

	TOTAL	VOTE %	Election Day	Early Voting	Ballot By Mail	Provisional Ballots	Limited Ballots
Jill Palmer	552	41.19% 	204	336	10	2	0
Stacie Smith	788	58.81% 	246	529	13	0	0
Total Votes Cast	1,340	100.00% 	450	865	23	2	0
Overvotes	0		0	0	0	0	0
Undervotes	312		116	186	9	1	0
Contest Totals	1,652		566	1,051	32	3	0

### Wylie ISD - Trustee, Place 2

Vote For 1

	TOTAL	VOTE %	Election Day	Early Voting	Ballot By Mail	Provisional Ballots	Limited Ballots
Jeffrey Keech	526	40.18% 	185	325	14	2	0
Mike Williams	783	59.82% 	249	524	10	0	0
Total Votes Cast	1,309	100.00% 	434	849	24	2	0
Overvotes	0		0	0	0	0	0
Undervotes	343		132	202	8	1	0
Contest Totals	1,652		566	1,051	32	3	0



**PCT 041**

**Wylie ISD - Trustee, Place 5**

Vote For 1

	TOTAL	VOTE %		Election Day	Early Voting	Ballot By Mail	Provisional Ballots	Limited Ballots
Virddie Montgomery	718	53.78%		254	452	11	1	0
Kevin Brooks	617	46.22%		198	406	12	1	0
Total Votes Cast	1,335	100.00%		452	858	23	2	0
Overvotes	0			0	0	0	0	0
Undervotes	317			114	193	9	1	0
Contest Totals	1,652			566	1,051	32	3	0

**Wylie ISD - Trustee, Place 6**

Vote For 1

	TOTAL	VOTE %		Election Day	Early Voting	Ballot By Mail	Provisional Ballots	Limited Ballots
Jacob Day	755	59.08%		275	466	13	1	0
Michael Schwerin	523	40.92%		156	356	10	1	0
Total Votes Cast	1,278	100.00%		431	822	23	2	0
Overvotes	0			0	0	0	0	0
Undervotes	374			135	229	9	1	0
Contest Totals	1,652			566	1,051	32	3	0

## PCT 042

### U. S. Representative District 3

Vote For 1

	TOTAL	VOTE %	Election Day	Early Voting	Ballot By Mail	Provisional Ballots	Limited Ballots
REP Keith Self	736	76.59%	346	372	18	0	0
DEM Sandeep Srivastava	196	20.40%	82	106	8	0	0
LIB Christopher Claytor	29	3.02%	10	19	0	0	0
Total Votes Cast	961	100.00%	438	497	26	0	0
Overvotes	0		0	0	0	0	0
Undervotes	18		6	11	1	0	0
Contest Totals	979		444	508	27	0	0

### Governor

Vote For 1

	TOTAL	VOTE %	Election Day	Early Voting	Ballot By Mail	Provisional Ballots	Limited Ballots
REP Greg Abbott	741	75.77%	345	377	19	0	0
DEM Beto O'Rourke	228	23.31%	97	123	8	0	0
LIB Mark Tippetts	7	0.72%	1	6	0	0	0
GRN Delilah Barrios	2	0.20%	1	1	0	0	0
Write-In Totals	0	0.00%	0	0	0	0	0
Total Votes Cast	978	100.00%	444	507	27	0	0
Overvotes	0		0	0	0	0	0
Undervotes	1		0	1	0	0	0
Contest Totals	979		444	508	27	0	0

### Lieutenant Governor

Vote For 1

	TOTAL	VOTE %	Election Day	Early Voting	Ballot By Mail	Provisional Ballots	Limited Ballots
REP Dan Patrick	721	74.25%	337	366	18	0	0
DEM Mike Collier	225	23.17%	96	120	9	0	0
LIB Shanna Steele	25	2.57%	9	16	0	0	0
Total Votes Cast	971	100.00%	442	502	27	0	0
Overvotes	0		0	0	0	0	0
Undervotes	8		2	6	0	0	0
Contest Totals	979		444	508	27	0	0

### Attorney General

Vote For 1

	TOTAL	VOTE %	Election Day	Early Voting	Ballot By Mail	Provisional Ballots	Limited Ballots
REP Ken Paxton	714	73.99%	335	362	17	0	0
DEM Rochelle Mercedes Garza	219	22.69%	90	120	9	0	0
LIB Mark Ash	32	3.32%	13	19	0	0	0
Total Votes Cast	965	100.00%	438	501	26	0	0
Overvotes	0		0	0	0	0	0
Undervotes	14		6	7	1	0	0
Contest Totals	979		444	508	27	0	0

## PCT 042

### Comptroller of Public Accounts

Vote For 1

	TOTAL	VOTE %		Election Day	Early Voting	Ballot By Mail	Provisional Ballots	Limited Ballots
REP Glenn Hegar	749	77.70%	<div style="width: 77.70%;"><div style="width: 77.70%;"></div></div>	350	381	18	0	0
DEM Janet T. Dudding	195	20.23%	<div style="width: 20.23%;"><div style="width: 20.23%;"></div></div>	76	111	8	0	0
LIB V. Alonzo Echevarria-Garza	20	2.07%	<div style="width: 2.07%;"><div style="width: 2.07%;"></div></div>	10	10	0	0	0
Total Votes Cast	964	100.00%	<div style="width: 100.00%;"><div style="width: 100.00%;"></div></div>	436	502	26	0	0
Overvotes	0			0	0	0	0	0
Undervotes	15			8	6	1	0	0
Contest Totals	979			444	508	27	0	0

### Commissioner of the General Land Office

Vote For 1

	TOTAL	VOTE %		Election Day	Early Voting	Ballot By Mail	Provisional Ballots	Limited Ballots
REP Dawn Buckingham	756	78.83%	<div style="width: 78.83%;"><div style="width: 78.83%;"></div></div>	352	386	18	0	0
DEM Jay Kleberg	194	20.23%	<div style="width: 20.23%;"><div style="width: 20.23%;"></div></div>	78	108	8	0	0
GRN Alfred Molison, Jr	8	0.83%	<div style="width: 0.83%;"><div style="width: 0.83%;"></div></div>	5	3	0	0	0
Write-In Totals	1	0.10%	<div style="width: 0.10%;"><div style="width: 0.10%;"></div></div>	1	0	0	0	0
Total Votes Cast	959	100.00%	<div style="width: 100.00%;"><div style="width: 100.00%;"></div></div>	436	497	26	0	0
Overvotes	0			0	0	0	0	0
Undervotes	20			8	11	1	0	0
Contest Totals	979			444	508	27	0	0

### Commissioner of Agriculture

Vote For 1

	TOTAL	VOTE %		Election Day	Early Voting	Ballot By Mail	Provisional Ballots	Limited Ballots
REP Sid Miller	750	78.12%	<div style="width: 78.12%;"><div style="width: 78.12%;"></div></div>	352	381	17	0	0
DEM Susan Hays	210	21.88%	<div style="width: 21.88%;"><div style="width: 21.88%;"></div></div>	85	116	9	0	0
Total Votes Cast	960	100.00%	<div style="width: 100.00%;"><div style="width: 100.00%;"></div></div>	437	497	26	0	0
Overvotes	0			0	0	0	0	0
Undervotes	19			7	11	1	0	0
Contest Totals	979			444	508	27	0	0

### Railroad Commissioner

Vote For 1

	TOTAL	VOTE %		Election Day	Early Voting	Ballot By Mail	Provisional Ballots	Limited Ballots
REP Wayne Christian	737	77.01%	<div style="width: 77.01%;"><div style="width: 77.01%;"></div></div>	344	375	18	0	0
DEM Luke Warford	184	19.23%	<div style="width: 19.23%;"><div style="width: 19.23%;"></div></div>	72	104	8	0	0
LIB Jaime Andres Diez	24	2.51%	<div style="width: 2.51%;"><div style="width: 2.51%;"></div></div>	13	11	0	0	0
GRN Hunter Wayne Crow	12	1.25%	<div style="width: 1.25%;"><div style="width: 1.25%;"></div></div>	5	7	0	0	0
Total Votes Cast	957	100.00%	<div style="width: 100.00%;"><div style="width: 100.00%;"></div></div>	434	497	26	0	0
Overvotes	0			0	0	0	0	0
Undervotes	22			10	11	1	0	0
Contest Totals	979			444	508	27	0	0

## PCT 042

### Justice, Supreme Court, Place 3

Vote For 1

	TOTAL	VOTE %	Election Day	Early Voting	Ballot By Mail	Provisional Ballots	Limited Ballots
REP Debra Lehrmann	744	77.34%	343	383	18	0	0
DEM Erin A. Nowell	199	20.69%	83	108	8	0	0
LIB Thomas Edward Oxford	19	1.98%	9	10	0	0	0
Total Votes Cast	962	100.00%	435	501	26	0	0
Overvotes	0		0	0	0	0	0
Undervotes	17		9	7	1	0	0
Contest Totals	979		444	508	27	0	0

### Justice, Supreme Court, Place 5

Vote For 1

	TOTAL	VOTE %	Election Day	Early Voting	Ballot By Mail	Provisional Ballots	Limited Ballots
REP Rebeca Huddle	754	78.95%	351	385	18	0	0
DEM Amanda Reichel	201	21.05%	84	111	6	0	0
Total Votes Cast	955	100.00%	435	496	24	0	0
Overvotes	0		0	0	0	0	0
Undervotes	24		9	12	3	0	0
Contest Totals	979		444	508	27	0	0

### Justice, Supreme Court, Place 9

Vote For 1

	TOTAL	VOTE %	Election Day	Early Voting	Ballot By Mail	Provisional Ballots	Limited Ballots
REP Evan Young	745	78.01%	343	385	17	0	0
DEM Julia Maldonado	210	21.99%	89	112	9	0	0
Total Votes Cast	955	100.00%	432	497	26	0	0
Overvotes	0		0	0	0	0	0
Undervotes	24		12	11	1	0	0
Contest Totals	979		444	508	27	0	0

### Judge, Court of Criminal Appeals, Place 5

Vote For 1

	TOTAL	VOTE %	Election Day	Early Voting	Ballot By Mail	Provisional Ballots	Limited Ballots
REP Scott Walker	745	78.42%	345	383	17	0	0
DEM Dana Huffman	205	21.58%	86	110	9	0	0
Total Votes Cast	950	100.00%	431	493	26	0	0
Overvotes	0		0	0	0	0	0
Undervotes	29		13	15	1	0	0
Contest Totals	979		444	508	27	0	0

## PCT 042

### Judge, Court of Criminal Appeals, Place 6

Vote For 1

	TOTAL	VOTE %		Election Day	Early Voting	Ballot By Mail	Provisional Ballots	Limited Ballots
REP Jesse F. McClure, III	750	78.86%		351	381	18	0	0
DEM Robert Johnson	201	21.14%		79	114	8	0	0
Total Votes Cast	951	100.00%		430	495	26	0	0
Overvotes	0			0	0	0	0	0
Undervotes	28			14	13	1	0	0
Contest Totals	979			444	508	27	0	0

### Member, State Board of Education, District 12 CCD

Vote For 1

	TOTAL	VOTE %		Election Day	Early Voting	Ballot By Mail	Provisional Ballots	Limited Ballots
REP Pam Little	730	76.68%		338	374	18	0	0
DEM Alex Cornwallis	192	20.17%		79	105	8	0	0
LIB Christy Mowrey	30	3.15%		15	15	0	0	0
Write-In Totals	0	0.00%		0	0	0	0	0
Total Votes Cast	952	100.00%		432	494	26	0	0
Overvotes	0			0	0	0	0	0
Undervotes	27			12	14	1	0	0
Contest Totals	979			444	508	27	0	0

### State Senator, District 8

Vote For 1

	TOTAL	VOTE %		Election Day	Early Voting	Ballot By Mail	Provisional Ballots	Limited Ballots
REP Angela Paxton	726	76.10%		339	370	17	0	0
DEM Jonathan Cocks	201	21.07%		79	113	9	0	0
LIB Edward Kless	27	2.83%		13	14	0	0	0
Total Votes Cast	954	100.00%		431	497	26	0	0
Overvotes	0			0	0	0	0	0
Undervotes	25			13	11	1	0	0
Contest Totals	979			444	508	27	0	0

### Justice, 5th Court of Appeals District, Place 4

Vote For 1

	TOTAL	VOTE %		Election Day	Early Voting	Ballot By Mail	Provisional Ballots	Limited Ballots
REP Emily A. Miskel	744	78.65%		346	380	18	0	0
DEM Maricela Moore	202	21.35%		84	110	8	0	0
Total Votes Cast	946	100.00%		430	490	26	0	0
Overvotes	0			0	0	0	0	0
Undervotes	33			14	18	1	0	0
Contest Totals	979			444	508	27	0	0

## PCT 042

### Justice, 5th Court of Appeals District, Place 7

Vote For 1

	TOTAL	VOTE %	Election Day	Early Voting	Ballot By Mail	Provisional Ballots	Limited Ballots
REP Kristina Williams	745	78.34%	347	380	18	0	0
DEM Nancy Kennedy	206	21.66%	86	112	8	0	0
Total Votes Cast	951	100.00%	433	492	26	0	0
Overvotes	0		0	0	0	0	0
Undervotes	28		11	16	1	0	0
Contest Totals	979		444	508	27	0	0

### County Judge CCD

Vote For 1

	TOTAL	VOTE %	Election Day	Early Voting	Ballot By Mail	Provisional Ballots	Limited Ballots
REP Chris Hill	753	78.68%	351	384	18	0	0
DEM Joshua Murray	204	21.32%	86	110	8	0	0
Total Votes Cast	957	100.00%	437	494	26	0	0
Overvotes	0		0	0	0	0	0
Undervotes	22		7	14	1	0	0
Contest Totals	979		444	508	27	0	0

### District Clerk CCD

Vote For 1

	TOTAL	VOTE %	Election Day	Early Voting	Ballot By Mail	Provisional Ballots	Limited Ballots
REP Mike Gould	747	78.63%	348	381	18	0	0
DEM David Brignac	203	21.37%	84	111	8	0	0
Total Votes Cast	950	100.00%	432	492	26	0	0
Overvotes	0		0	0	0	0	0
Undervotes	29		12	16	1	0	0
Contest Totals	979		444	508	27	0	0

### Justice of the Peace, Precinct 2

Vote For 1

	TOTAL	VOTE %	Election Day	Early Voting	Ballot By Mail	Provisional Ballots	Limited Ballots
REP Ellen Skinner	747	78.30%	346	383	18	0	0
DEM Jennifer McKenzie	207	21.70%	89	110	8	0	0
Total Votes Cast	954	100.00%	435	493	26	0	0
Overvotes	0		0	0	0	0	0
Undervotes	25		9	15	1	0	0
Contest Totals	979		444	508	27	0	0

## PCT 043

### U. S. Representative District 3

Vote For 1

	TOTAL	VOTE %	Election Day	Early Voting	Ballot By Mail	Provisional Ballots	Limited Ballots
REP Keith Self	681	47.19%	235	425	21	0	0
DEM Sandeep Srivastava	703	48.72%	206	481	16	0	0
LIB Christopher Claytor	59	4.09%	24	35	0	0	0
Total Votes Cast	1,443	100.00%	465	941	37	0	0
Overvotes	0		0	0	0	0	0
Undervotes	24		9	14	1	0	0
Contest Totals	1,467		474	955	38	0	0

### Governor

Vote For 1

	TOTAL	VOTE %	Election Day	Early Voting	Ballot By Mail	Provisional Ballots	Limited Ballots
REP Greg Abbott	650	44.49%	226	405	19	0	0
DEM Beto O'Rourke	782	53.52%	233	530	19	0	0
LIB Mark Tippetts	24	1.64%	10	14	0	0	0
GRN Delilah Barrios	2	0.14%	1	1	0	0	0
Write-In Totals	3	0.21%	2	1	0	0	0
Total Votes Cast	1,461	100.00%	472	951	38	0	0
Overvotes	0		0	0	0	0	0
Undervotes	6		2	4	0	0	0
Contest Totals	1,467		474	955	38	0	0

### Lieutenant Governor

Vote For 1

	TOTAL	VOTE %	Election Day	Early Voting	Ballot By Mail	Provisional Ballots	Limited Ballots
REP Dan Patrick	635	44.04%	222	394	19	0	0
DEM Mike Collier	753	52.22%	218	516	19	0	0
LIB Shanna Steele	54	3.74%	23	31	0	0	0
Total Votes Cast	1,442	100.00%	463	941	38	0	0
Overvotes	0		0	0	0	0	0
Undervotes	25		11	14	0	0	0
Contest Totals	1,467		474	955	38	0	0

### Attorney General

Vote For 1

	TOTAL	VOTE %	Election Day	Early Voting	Ballot By Mail	Provisional Ballots	Limited Ballots
REP Ken Paxton	619	42.99%	220	383	16	0	0
DEM Rochelle Mercedes Garza	743	51.60%	216	509	18	0	0
LIB Mark Ash	78	5.42%	25	52	1	0	0
Total Votes Cast	1,440	100.00%	461	944	35	0	0
Overvotes	0		0	0	0	0	0
Undervotes	27		13	11	3	0	0
Contest Totals	1,467		474	955	38	0	0

## PCT 043

### Comptroller of Public Accounts

Vote For 1

	TOTAL	VOTE %	Election Day	Early Voting	Ballot By Mail	Provisional Ballots	Limited Ballots
REP Glenn Hegar	670	46.79%	230	420	20	0	0
DEM Janet T. Dudding	712	49.72%	212	482	18	0	0
LIB V. Alonzo Echevarria-Garza	50	3.49%	19	31	0	0	0
Total Votes Cast	1,432	100.00%	461	933	38	0	0
Overvotes	0		0	0	0	0	0
Undervotes	35		13	22	0	0	0
Contest Totals	1,467		474	955	38	0	0

### Commissioner of the General Land Office

Vote For 1

	TOTAL	VOTE %	Election Day	Early Voting	Ballot By Mail	Provisional Ballots	Limited Ballots
REP Dawn Buckingham	665	46.63%	236	410	19	0	0
DEM Jay Kleberg	736	51.61%	210	509	17	0	0
GRN Alfred Molison, Jr	23	1.61%	7	16	0	0	0
Write-In Totals	2	0.14%	0	1	1	0	0
Total Votes Cast	1,426	100.00%	453	936	37	0	0
Overvotes	0		0	0	0	0	0
Undervotes	41		21	19	1	0	0
Contest Totals	1,467		474	955	38	0	0

### Commissioner of Agriculture

Vote For 1

	TOTAL	VOTE %	Election Day	Early Voting	Ballot By Mail	Provisional Ballots	Limited Ballots
REP Sid Miller	678	47.41%	238	421	19	0	0
DEM Susan Hays	752	52.59%	218	516	18	0	0
Total Votes Cast	1,430	100.00%	456	937	37	0	0
Overvotes	0		0	0	0	0	0
Undervotes	37		18	18	1	0	0
Contest Totals	1,467		474	955	38	0	0

### Railroad Commissioner

Vote For 1

	TOTAL	VOTE %	Election Day	Early Voting	Ballot By Mail	Provisional Ballots	Limited Ballots
REP Wayne Christian	657	46.20%	227	409	21	0	0
DEM Luke Warford	699	49.16%	201	482	16	0	0
LIB Jaime Andres Diez	44	3.09%	17	27	0	0	0
GRN Hunter Wayne Crow	22	1.55%	7	15	0	0	0
Total Votes Cast	1,422	100.00%	452	933	37	0	0
Overvotes	0		0	0	0	0	0
Undervotes	45		22	22	1	0	0
Contest Totals	1,467		474	955	38	0	0



**PCT 043**

**Justice, Supreme Court, Place 3**

Vote For 1

	TOTAL	VOTE %	Election Day	Early Voting	Ballot By Mail	Provisional Ballots	Limited Ballots
REP Debra Lehrmann	668	46.68%	229	418	21	0	0
DEM Erin A. Nowell	725	50.66%	214	495	16	0	0
LIB Thomas Edward Oxford	38	2.66%	13	25	0	0	0
Total Votes Cast	1,431	100.00%	456	938	37	0	0
Overvotes	0		0	0	0	0	0
Undervotes	36		18	17	1	0	0
Contest Totals	1,467		474	955	38	0	0

**Justice, Supreme Court, Place 5**

Vote For 1

	TOTAL	VOTE %	Election Day	Early Voting	Ballot By Mail	Provisional Ballots	Limited Ballots
REP Rebeca Huddle	678	47.61%	233	424	21	0	0
DEM Amanda Reichek	746	52.39%	223	507	16	0	0
Total Votes Cast	1,424	100.00%	456	931	37	0	0
Overvotes	0		0	0	0	0	0
Undervotes	43		18	24	1	0	0
Contest Totals	1,467		474	955	38	0	0

**Justice, Supreme Court, Place 9**

Vote For 1

	TOTAL	VOTE %	Election Day	Early Voting	Ballot By Mail	Provisional Ballots	Limited Ballots
REP Evan Young	670	47.15%	232	417	21	0	0
DEM Julia Maldonado	751	52.85%	223	513	15	0	0
Total Votes Cast	1,421	100.00%	455	930	36	0	0
Overvotes	0		0	0	0	0	0
Undervotes	46		19	25	2	0	0
Contest Totals	1,467		474	955	38	0	0

**Judge, Court of Criminal Appeals, Place 5**

Vote For 1

	TOTAL	VOTE %	Election Day	Early Voting	Ballot By Mail	Provisional Ballots	Limited Ballots
REP Scott Walker	670	47.28%	228	420	22	0	0
DEM Dana Huffman	747	52.72%	223	509	15	0	0
Total Votes Cast	1,417	100.00%	451	929	37	0	0
Overvotes	0		0	0	0	0	0
Undervotes	50		23	26	1	0	0
Contest Totals	1,467		474	955	38	0	0

## PCT 043

### Judge, Court of Criminal Appeals, Place 6

Vote For 1

	TOTAL	VOTE %		Election Day	Early Voting	Ballot By Mail	Provisional Ballots	Limited Ballots
REP Jesse F. McClure, III	678	47.92%	<div style="width: 47.92%;"><div style="width: 47.92%;"></div></div>	236	421	21	0	0
DEM Robert Johnson	737	52.08%	<div style="width: 52.08%;"><div style="width: 52.08%;"></div></div>	214	507	16	0	0
Total Votes Cast	1,415	100.00%	<div style="width: 100.00%;"><div style="width: 100.00%;"></div></div>	450	928	37	0	0
Overvotes	0			0	0	0	0	0
Undervotes	52			24	27	1	0	0
Contest Totals	1,467			474	955	38	0	0

### Member, State Board of Education, District 12 CCD

Vote For 1

	TOTAL	VOTE %		Election Day	Early Voting	Ballot By Mail	Provisional Ballots	Limited Ballots
REP Pam Little	657	46.20%	<div style="width: 46.20%;"><div style="width: 46.20%;"></div></div>	224	413	20	0	0
DEM Alex Cornwallis	706	49.65%	<div style="width: 49.65%;"><div style="width: 49.65%;"></div></div>	209	482	15	0	0
LIB Christy Mowrey	57	4.01%	<div style="width: 4.01%;"><div style="width: 4.01%;"></div></div>	21	35	1	0	0
Write-In Totals	2	0.14%	<div style="width: 0.14%;"><div style="width: 0.14%;"></div></div>	0	1	1	0	0
Total Votes Cast	1,422	100.00%	<div style="width: 100.00%;"><div style="width: 100.00%;"></div></div>	454	931	37	0	0
Overvotes	0			0	0	0	0	0
Undervotes	45			20	24	1	0	0
Contest Totals	1,467			474	955	38	0	0

### State Senator, District 8

Vote For 1

	TOTAL	VOTE %		Election Day	Early Voting	Ballot By Mail	Provisional Ballots	Limited Ballots
REP Angela Paxton	628	44.29%	<div style="width: 44.29%;"><div style="width: 44.29%;"></div></div>	214	397	17	0	0
DEM Jonathan Cocks	731	51.55%	<div style="width: 51.55%;"><div style="width: 51.55%;"></div></div>	217	497	17	0	0
LIB Edward Kless	59	4.16%	<div style="width: 4.16%;"><div style="width: 4.16%;"></div></div>	21	37	1	0	0
Total Votes Cast	1,418	100.00%	<div style="width: 100.00%;"><div style="width: 100.00%;"></div></div>	452	931	35	0	0
Overvotes	0			0	0	0	0	0
Undervotes	49			22	24	3	0	0
Contest Totals	1,467			474	955	38	0	0

### State Representative, District 61

Vote For 1

	TOTAL	VOTE %		Election Day	Early Voting	Ballot By Mail	Provisional Ballots	Limited Ballots
REP Frederick Frazier	665	46.93%	<div style="width: 46.93%;"><div style="width: 46.93%;"></div></div>	231	414	20	0	0
DEM Sheena King	752	53.07%	<div style="width: 53.07%;"><div style="width: 53.07%;"></div></div>	223	511	18	0	0
Total Votes Cast	1,417	100.00%	<div style="width: 100.00%;"><div style="width: 100.00%;"></div></div>	454	925	38	0	0
Overvotes	0			0	0	0	0	0
Undervotes	50			20	30	0	0	0
Contest Totals	1,467			474	955	38	0	0

## PCT 043

### Justice, 5th Court of Appeals District, Place 4

Vote For 1

	TOTAL	VOTE %		Election Day	Early Voting	Ballot By Mail	Provisional Ballots	Limited Ballots
REP Emily A. Miskel	685	48.48%	<div style="width: 48.48%;"><div style="width: 48.48%;"></div></div>	235	429	21	0	0
DEM Maricela Moore	728	51.52%	<div style="width: 51.52%;"><div style="width: 51.52%;"></div></div>	216	496	16	0	0
Total Votes Cast	1,413	100.00%	<div style="width: 100.00%;"><div style="width: 100.00%;"></div></div>	451	925	37	0	0
Overvotes	0			0	0	0	0	0
Undervotes	54			23	30	1	0	0
Contest Totals	1,467			474	955	38	0	0

### Justice, 5th Court of Appeals District, Place 7

Vote For 1

	TOTAL	VOTE %		Election Day	Early Voting	Ballot By Mail	Provisional Ballots	Limited Ballots
REP Kristina Williams	680	48.12%	<div style="width: 48.12%;"><div style="width: 48.12%;"></div></div>	236	423	21	0	0
DEM Nancy Kennedy	733	51.88%	<div style="width: 51.88%;"><div style="width: 51.88%;"></div></div>	215	502	16	0	0
Total Votes Cast	1,413	100.00%	<div style="width: 100.00%;"><div style="width: 100.00%;"></div></div>	451	925	37	0	0
Overvotes	0			0	0	0	0	0
Undervotes	54			23	30	1	0	0
Contest Totals	1,467			474	955	38	0	0

### County Judge CCD

Vote For 1

	TOTAL	VOTE %		Election Day	Early Voting	Ballot By Mail	Provisional Ballots	Limited Ballots
REP Chris Hill	683	47.93%	<div style="width: 47.93%;"><div style="width: 47.93%;"></div></div>	234	428	21	0	0
DEM Joshua Murray	742	52.07%	<div style="width: 52.07%;"><div style="width: 52.07%;"></div></div>	219	507	16	0	0
Total Votes Cast	1,425	100.00%	<div style="width: 100.00%;"><div style="width: 100.00%;"></div></div>	453	935	37	0	0
Overvotes	0			0	0	0	0	0
Undervotes	42			21	20	1	0	0
Contest Totals	1,467			474	955	38	0	0

### District Clerk CCD




Vote For 1

	TOTAL	VOTE %		Election Day	Early Voting	Ballot By Mail	Provisional Ballots	Limited Ballots
REP Mike Gould	691	48.87%	<div style="width: 48.87%;"><div style="width: 48.87%;"></div></div>	238	433	20	0	0
DEM David Brignac	723	51.13%	<div style="width: 51.13%;"><div style="width: 51.13%;"></div></div>	215	491	17	0	0
Total Votes Cast	1,414	100.00%	<div style="width: 100.00%;"><div style="width: 100.00%;"></div></div>	453	924	37	0	0
Overvotes	0			0	0	0	0	0
Undervotes	53			21	31	1	0	0
Contest Totals	1,467			474	955	38	0	0

**PCT 043**

**McKinney, City of - Local Option Election**

Vote For 1

	TOTAL	VOTE %		Election Day	Early Voting	Ballot By Mail	Provisional Ballots	Limited Ballots
For	1,003	71.80%		304	676	23	0	0
Against	394	28.20%		138	243	13	0	0
Total Votes Cast	1,397	100.00%		442	919	36	0	0
Overvotes	0			0	0	0	0	0
Undervotes	70			32	36	2	0	0
Contest Totals	1,467			474	955	38	0	0

## PCT 044

### U. S. Representative District 3

Vote For 1

	TOTAL	VOTE %	Election Day	Early Voting	Ballot By Mail	Provisional Ballots	Limited Ballots
REP Keith Self	320	50.00%	99	208	13	0	0
DEM Sandeep Srivastava	296	46.25%	93	186	17	0	0
LIB Christopher Claytor	24	3.75%	9	14	1	0	0
Total Votes Cast	640	100.00%	201	408	31	0	0
Overvotes	0		0	0	0	0	0
Undervotes	24		11	12	1	0	0
Contest Totals	664		212	420	32	0	0

### Governor

Vote For 1

	TOTAL	VOTE %	Election Day	Early Voting	Ballot By Mail	Provisional Ballots	Limited Ballots
REP Greg Abbott	328	49.40%	100	214	14	0	0
DEM Beto O'Rourke	321	48.34%	106	198	17	0	0
LIB Mark Tippetts	11	1.66%	5	5	1	0	0
GRN Delilah Barrios	4	0.60%	1	3	0	0	0
Write-In Totals	0	0.00%	0	0	0	0	0
Total Votes Cast	664	100.00%	212	420	32	0	0
Overvotes	0		0	0	0	0	0
Undervotes	0		0	0	0	0	0
Contest Totals	664		212	420	32	0	0

### Lieutenant Governor

Vote For 1

	TOTAL	VOTE %	Election Day	Early Voting	Ballot By Mail	Provisional Ballots	Limited Ballots
REP Dan Patrick	316	48.47%	99	203	14	0	0
DEM Mike Collier	315	48.31%	96	201	18	0	0
LIB Shanna Steele	21	3.22%	9	12	0	0	0
Total Votes Cast	652	100.00%	204	416	32	0	0
Overvotes	0		0	0	0	0	0
Undervotes	12		8	4	0	0	0
Contest Totals	664		212	420	32	0	0

### Attorney General

Vote For 1

	TOTAL	VOTE %	Election Day	Early Voting	Ballot By Mail	Provisional Ballots	Limited Ballots
REP Ken Paxton	307	47.38%	98	195	14	0	0
DEM Rochelle Mercedes Garza	310	47.84%	96	196	18	0	0
LIB Mark Ash	31	4.78%	10	21	0	0	0
Total Votes Cast	648	100.00%	204	412	32	0	0
Overvotes	0		0	0	0	0	0
Undervotes	16		8	8	0	0	0
Contest Totals	664		212	420	32	0	0

**PCT 044**

**Comptroller of Public Accounts**

Vote For 1

	TOTAL	VOTE %		Election Day	Early Voting	Ballot By Mail	Provisional Ballots	Limited Ballots
REP Glenn Hegar	332	51.88%		104	215	13	0	0
DEM Janet T. Dudding	287	44.84%		87	183	17	0	0
LIB V. Alonzo Echevarria-Garza	21	3.28%		8	13	0	0	0
Total Votes Cast	640	100.00%		199	411	30	0	0
Overvotes	0			0	0	0	0	0
Undervotes	24			13	9	2	0	0
Contest Totals	664			212	420	32	0	0

**Commissioner of the General Land Office**

Vote For 1

	TOTAL	VOTE %		Election Day	Early Voting	Ballot By Mail	Provisional Ballots	Limited Ballots
REP Dawn Buckingham	335	52.51%		105	217	13	0	0
DEM Jay Kleberg	292	45.77%		87	188	17	0	0
GRN Alfred Molison, Jr	11	1.72%		5	6	0	0	0
Write-In Totals	0	0.00%		0	0	0	0	0
Total Votes Cast	638	100.00%		197	411	30	0	0
Overvotes	0			0	0	0	0	0
Undervotes	26			15	9	2	0	0
Contest Totals	664			212	420	32	0	0

**Commissioner of Agriculture**

Vote For 1

	TOTAL	VOTE %		Election Day	Early Voting	Ballot By Mail	Provisional Ballots	Limited Ballots
REP Sid Miller	329	51.57%		100	217	12	0	0
DEM Susan Hays	309	48.43%		99	192	18	0	0
Total Votes Cast	638	100.00%		199	409	30	0	0
Overvotes	0			0	0	0	0	0
Undervotes	26			13	11	2	0	0
Contest Totals	664			212	420	32	0	0

**Railroad Commissioner**

Vote For 1

	TOTAL	VOTE %		Election Day	Early Voting	Ballot By Mail	Provisional Ballots	Limited Ballots
REP Wayne Christian	321	50.47%		102	207	12	0	0
DEM Luke Warford	274	43.08%		79	179	16	0	0
LIB Jaime Andres Diez	29	4.56%		12	17	0	0	0
GRN Hunter Wayne Crow	12	1.89%		4	6	2	0	0
Total Votes Cast	636	100.00%		197	409	30	0	0
Overvotes	0			0	0	0	0	0
Undervotes	28			15	11	2	0	0
Contest Totals	664			212	420	32	0	0

## PCT 044

### Justice, Supreme Court, Place 3

Vote For 1

	TOTAL	VOTE %		Election Day	Early Voting	Ballot By Mail	Provisional Ballots	Limited Ballots
REP Debra Lehrmann	331	51.96%	<div style="width: 51.96%;"><div style="width: 51.96%;"></div></div>	102	216	13	0	0
DEM Erin A. Nowell	288	45.21%	<div style="width: 45.21%;"><div style="width: 45.21%;"></div></div>	93	178	17	0	0
LIB Thomas Edward Oxford	18	2.83%	<div style="width: 2.83%;"><div style="width: 2.83%;"></div></div>	5	13	0	0	0
Total Votes Cast	637	100.00%	<div style="width: 100.00%;"><div style="width: 100.00%;"></div></div>	200	407	30	0	0
Overvotes	0			0	0	0	0	0
Undervotes	27			12	13	2	0	0
Contest Totals	664			212	420	32	0	0

### Justice, Supreme Court, Place 5

Vote For 1

	TOTAL	VOTE %		Election Day	Early Voting	Ballot By Mail	Provisional Ballots	Limited Ballots
REP Rebeca Huddle	338	53.40%	<div style="width: 53.40%;"><div style="width: 53.40%;"></div></div>	105	220	13	0	0
DEM Amanda Reichel	295	46.60%	<div style="width: 46.60%;"><div style="width: 46.60%;"></div></div>	94	184	17	0	0
Total Votes Cast	633	100.00%	<div style="width: 100.00%;"><div style="width: 100.00%;"></div></div>	199	404	30	0	0
Overvotes	0			0	0	0	0	0
Undervotes	31			13	16	2	0	0
Contest Totals	664			212	420	32	0	0

### Justice, Supreme Court, Place 9

Vote For 1

	TOTAL	VOTE %		Election Day	Early Voting	Ballot By Mail	Provisional Ballots	Limited Ballots
REP Evan Young	333	52.44%	<div style="width: 52.44%;"><div style="width: 52.44%;"></div></div>	102	218	13	0	0
DEM Julia Maldonado	302	47.56%	<div style="width: 47.56%;"><div style="width: 47.56%;"></div></div>	96	189	17	0	0
Total Votes Cast	635	100.00%	<div style="width: 100.00%;"><div style="width: 100.00%;"></div></div>	198	407	30	0	0
Overvotes	0			0	0	0	0	0
Undervotes	29			14	13	2	0	0
Contest Totals	664			212	420	32	0	0

### Judge, Court of Criminal Appeals, Place 5




Vote For 1

	TOTAL	VOTE %		Election Day	Early Voting	Ballot By Mail	Provisional Ballots	Limited Ballots
REP Scott Walker	332	52.53%	<div style="width: 52.53%;"><div style="width: 52.53%;"></div></div>	99	220	13	0	0
DEM Dana Huffman	300	47.47%	<div style="width: 47.47%;"><div style="width: 47.47%;"></div></div>	96	188	16	0	0
Total Votes Cast	632	100.00%	<div style="width: 100.00%;"><div style="width: 100.00%;"></div></div>	195	408	29	0	0
Overvotes	0			0	0	0	0	0
Undervotes	32			17	12	3	0	0
Contest Totals	664			212	420	32	0	0

**PCT 044**






**Judge, Court of Criminal Appeals, Place 6**

Vote For 1

	TOTAL	VOTE %		Election Day	Early Voting	Ballot By Mail	Provisional Ballots	Limited Ballots
REP Jesse F. McClure, III	333	53.11%		101	220	12	0	0
DEM Robert Johnson	294	46.89%		94	183	17	0	0
Total Votes Cast	627	100.00%		195	403	29	0	0
Overvotes	0			0	0	0	0	0
Undervotes	37			17	17	3	0	0
Contest Totals	664			212	420	32	0	0





**Member, State Board of Education, District 12 CCD**

Vote For 1

	TOTAL	VOTE %		Election Day	Early Voting	Ballot By Mail	Provisional Ballots	Limited Ballots
REP Pam Little	324	51.27%		101	210	13	0	0
DEM Alex Cornwallis	285	45.09%		87	181	17	0	0
LIB Christy Mowrey	23	3.64%		8	15	0	0	0
Write-In Totals	0	0.00%		0	0	0	0	0
Total Votes Cast	632	100.00%		196	406	30	0	0
Overvotes	0			0	0	0	0	0
Undervotes	32			16	14	2	0	0
Contest Totals	664			212	420	32	0	0




**State Senator, District 8**

Vote For 1

	TOTAL	VOTE %		Election Day	Early Voting	Ballot By Mail	Provisional Ballots	Limited Ballots
REP Angela Paxton	310	48.90%		100	198	12	0	0
DEM Jonathan Cocks	301	47.48%		89	194	18	0	0
LIB Edward Kless	23	3.63%		9	14	0	0	0
Total Votes Cast	634	100.00%		198	406	30	0	0
Overvotes	0			0	0	0	0	0
Undervotes	30			14	14	2	0	0
Contest Totals	664			212	420	32	0	0

**State Representative, District 67**

Vote For 1

	TOTAL	VOTE %		Election Day	Early Voting	Ballot By Mail	Provisional Ballots	Limited Ballots
REP Jeff Leach	328	52.31%		100	215	13	0	0
DEM Kevin Morris	299	47.69%		93	189	17	0	0
Total Votes Cast	627	100.00%		193	404	30	0	0
Overvotes	0			0	0	0	0	0
Undervotes	37			19	16	2	0	0
Contest Totals	664			212	420	32	0	0



## PCT 044

### Justice, 5th Court of Appeals District, Place 4

Vote For 1

	TOTAL	VOTE %	Election Day	Early Voting	Ballot By Mail	Provisional Ballots	Limited Ballots
REP Emily A. Miskel	337	53.58%	104	220	13	0	0
DEM Maricela Moore	292	46.42%	90	185	17	0	0
Total Votes Cast	629	100.00%	194	405	30	0	0
Overvotes	0		0	0	0	0	0
Undervotes	35		18	15	2	0	0
Contest Totals	664		212	420	32	0	0

### Justice, 5th Court of Appeals District, Place 7

Vote For 1

	TOTAL	VOTE %	Election Day	Early Voting	Ballot By Mail	Provisional Ballots	Limited Ballots
REP Kristina Williams	332	52.70%	101	218	13	0	0
DEM Nancy Kennedy	298	47.30%	94	187	17	0	0
Total Votes Cast	630	100.00%	195	405	30	0	0
Overvotes	0		0	0	0	0	0
Undervotes	34		17	15	2	0	0
Contest Totals	664		212	420	32	0	0

### County Judge CCD

Vote For 1

	TOTAL	VOTE %	Election Day	Early Voting	Ballot By Mail	Provisional Ballots	Limited Ballots
REP Chris Hill	339	52.89%	110	215	14	0	0
DEM Joshua Murray	302	47.11%	88	196	18	0	0
Total Votes Cast	641	100.00%	198	411	32	0	0
Overvotes	0		0	0	0	0	0
Undervotes	23		14	9	0	0	0
Contest Totals	664		212	420	32	0	0

### District Clerk CCD




Vote For 1

	TOTAL	VOTE %	Election Day	Early Voting	Ballot By Mail	Provisional Ballots	Limited Ballots
REP Mike Gould	336	53.42%	103	219	14	0	0
DEM David Brignac	293	46.58%	92	186	15	0	0
Total Votes Cast	629	100.00%	195	405	29	0	0
Overvotes	0		0	0	0	0	0
Undervotes	35		17	15	3	0	0
Contest Totals	664		212	420	32	0	0

## PCT 044

### McKinney, City of - Local Option Election

Vote For 1

	TOTAL	VOTE %		Election Day	Early Voting	Ballot By Mail	Provisional Ballots	Limited Ballots
For	472	74.57%		153	298	21	0	0
Against	161	25.43%		48	102	11	0	0
Total Votes Cast	633	100.00%		201	400	32	0	0
Overvotes	0			0	0	0	0	0
Undervotes	31			11	20	0	0	0
Contest Totals	664			212	420	32	0	0

## PCT 045

### U. S. Representative District 3

Vote For 1

	TOTAL	VOTE %	Election Day	Early Voting	Ballot By Mail	Provisional Ballots	Limited Ballots
REP Keith Self	1,170	62.17%	259	839	65	7	0
DEM Sandeep Srivastava	683	36.29%	142	502	39	0	0
LIB Christopher Claytor	29	1.54%	15	14	0	0	0
Total Votes Cast	1,882	100.00%	416	1,355	104	7	0
Overvotes	0		0	0	0	0	0
Undervotes	28		7	20	1	0	0
Contest Totals	1,910		423	1,375	105	7	0

### Governor

Vote For 1

	TOTAL	VOTE %	Election Day	Early Voting	Ballot By Mail	Provisional Ballots	Limited Ballots
REP Greg Abbott	1,153	60.49%	251	832	63	7	0
DEM Beto O'Rourke	725	38.04%	160	527	38	0	0
LIB Mark Tippetts	19	1.00%	9	9	1	0	0
GRN Delilah Barrios	6	0.31%	2	4	0	0	0
Write-In Totals	3	0.16%	0	1	2	0	0
Total Votes Cast	1,906	100.00%	422	1,373	104	7	0
Overvotes	0		0	0	0	0	0
Undervotes	4		1	2	1	0	0
Contest Totals	1,910		423	1,375	105	7	0

### Lieutenant Governor

Vote For 1

	TOTAL	VOTE %	Election Day	Early Voting	Ballot By Mail	Provisional Ballots	Limited Ballots
REP Dan Patrick	1,113	58.98%	243	804	59	7	0
DEM Mike Collier	736	39.00%	158	535	43	0	0
LIB Shanna Steele	38	2.01%	16	19	3	0	0
Total Votes Cast	1,887	100.00%	417	1,358	105	7	0
Overvotes	0		0	0	0	0	0
Undervotes	23		6	17	0	0	0
Contest Totals	1,910		423	1,375	105	7	0

### Attorney General

Vote For 1

	TOTAL	VOTE %	Election Day	Early Voting	Ballot By Mail	Provisional Ballots	Limited Ballots
REP Ken Paxton	1,080	57.91%	249	772	52	7	0
DEM Rochelle Mercedes Garza	721	38.66%	148	528	45	0	0
LIB Mark Ash	64	3.43%	16	45	3	0	0
Total Votes Cast	1,865	100.00%	413	1,345	100	7	0
Overvotes	0		0	0	0	0	0
Undervotes	45		10	30	5	0	0
Contest Totals	1,910		423	1,375	105	7	0

## PCT 045

### Comptroller of Public Accounts

Vote For 1

	TOTAL	VOTE %	Election Day	Early Voting	Ballot By Mail	Provisional Ballots	Limited Ballots
REP Glenn Hegar	1,210	64.50%	272	860	71	7	0
DEM Janet T. Dudding	639	34.06%	130	475	34	0	0
LIB V. Alonzo Echevarria-Garza	27	1.44%	11	16	0	0	0
Total Votes Cast	1,876	100.00%	413	1,351	105	7	0
Overvotes	0		0	0	0	0	0
Undervotes	34		10	24	0	0	0
Contest Totals	1,910		423	1,375	105	7	0

### Commissioner of the General Land Office

Vote For 1

	TOTAL	VOTE %	Election Day	Early Voting	Ballot By Mail	Provisional Ballots	Limited Ballots
REP Dawn Buckingham	1,180	63.10%	270	840	63	7	0
DEM Jay Kleberg	673	35.99%	136	496	41	0	0
GRN Alfred Molison, Jr	16	0.86%	4	12	0	0	0
Write-In Totals	1	0.05%	0	0	1	0	0
Total Votes Cast	1,870	100.00%	410	1,348	105	7	0
Overvotes	0		0	0	0	0	0
Undervotes	40		13	27	0	0	0
Contest Totals	1,910		423	1,375	105	7	0

### Commissioner of Agriculture

Vote For 1

	TOTAL	VOTE %	Election Day	Early Voting	Ballot By Mail	Provisional Ballots	Limited Ballots
REP Sid Miller	1,161	62.49%	264	831	59	7	0
DEM Susan Hays	697	37.51%	139	516	42	0	0
Total Votes Cast	1,858	100.00%	403	1,347	101	7	0
Overvotes	0		0	0	0	0	0
Undervotes	52		20	28	4	0	0
Contest Totals	1,910		423	1,375	105	7	0

### Railroad Commissioner

Vote For 1

	TOTAL	VOTE %	Election Day	Early Voting	Ballot By Mail	Provisional Ballots	Limited Ballots
REP Wayne Christian	1,164	62.38%	258	835	64	7	0
DEM Luke Warford	649	34.78%	130	479	40	0	0
LIB Jaime Andres Diez	36	1.93%	11	25	0	0	0
GRN Hunter Wayne Crow	17	0.91%	5	12	0	0	0
Total Votes Cast	1,866	100.00%	404	1,351	104	7	0
Overvotes	0		0	0	0	0	0
Undervotes	44		19	24	1	0	0
Contest Totals	1,910		423	1,375	105	7	0

**PCT 045**

**Justice, Supreme Court, Place 3**

Vote For 1

	TOTAL	VOTE %		Election Day	Early Voting	Ballot By Mail	Provisional Ballots	Limited Ballots
REP Debra Lehrmann	1,182	63.38%		260	846	69	7	0
DEM Erin A. Nowell	656	35.17%		135	485	36	0	0
LIB Thomas Edward Oxford	27	1.45%		15	12	0	0	0
Total Votes Cast	1,865	100.00%		410	1,343	105	7	0
Overvotes	0			0	0	0	0	0
Undervotes	45			13	32	0	0	0
Contest Totals	1,910			423	1,375	105	7	0

**Justice, Supreme Court, Place 5**

Vote For 1

	TOTAL	VOTE %		Election Day	Early Voting	Ballot By Mail	Provisional Ballots	Limited Ballots
REP Rebeca Huddle	1,184	63.66%		263	847	67	7	0
DEM Amanda Reichek	676	36.34%		146	494	36	0	0
Total Votes Cast	1,860	100.00%		409	1,341	103	7	0
Overvotes	0			0	0	0	0	0
Undervotes	50			14	34	2	0	0
Contest Totals	1,910			423	1,375	105	7	0

**Justice, Supreme Court, Place 9**

Vote For 1

	TOTAL	VOTE %		Election Day	Early Voting	Ballot By Mail	Provisional Ballots	Limited Ballots
REP Evan Young	1,178	63.33%		260	844	67	7	0
DEM Julia Maldonado	682	36.67%		147	497	38	0	0
Total Votes Cast	1,860	100.00%		407	1,341	105	7	0
Overvotes	0			0	0	0	0	0
Undervotes	50			16	34	0	0	0
Contest Totals	1,910			423	1,375	105	7	0

**Judge, Court of Criminal Appeals, Place 5**

Vote For 1

	TOTAL	VOTE %		Election Day	Early Voting	Ballot By Mail	Provisional Ballots	Limited Ballots
REP Scott Walker	1,180	63.61%		259	849	65	7	0
DEM Dana Huffman	675	36.39%		143	493	39	0	0
Total Votes Cast	1,855	100.00%		402	1,342	104	7	0
Overvotes	0			0	0	0	0	0
Undervotes	55			21	33	1	0	0
Contest Totals	1,910			423	1,375	105	7	0

**PCT 045**

**Judge, Court of Criminal Appeals, Place 6**

Vote For 1

	TOTAL	VOTE %		Election Day	Early Voting	Ballot By Mail	Provisional Ballots	Limited Ballots
REP Jesse F. McClure, III	1,182	63.79%		264	846	65	7	0
DEM Robert Johnson	671	36.21%		138	495	38	0	0
Total Votes Cast	1,853	100.00%		402	1,341	103	7	0
Overvotes	0			0	0	0	0	0
Undervotes	57			21	34	2	0	0
Contest Totals	1,910			423	1,375	105	7	0

**Member, State Board of Education, District 12 CCD**

Vote For 1

	TOTAL	VOTE %		Election Day	Early Voting	Ballot By Mail	Provisional Ballots	Limited Ballots
REP Pam Little	1,179	63.25%		253	853	66	7	0
DEM Alex Cornwallis	639	34.28%		132	471	36	0	0
LIB Christy Mowrey	44	2.36%		20	24	0	0	0
Write-In Totals	2	0.11%		0	0	2	0	0
Total Votes Cast	1,864	100.00%		405	1,348	104	7	0
Overvotes	0			0	0	0	0	0
Undervotes	46			18	27	1	0	0
Contest Totals	1,910			423	1,375	105	7	0

**State Senator, District 8**

Vote For 1

	TOTAL	VOTE %		Election Day	Early Voting	Ballot By Mail	Provisional Ballots	Limited Ballots
REP Angela Paxton	1,099	59.18%		248	791	53	7	0
DEM Jonathan Cocks	706	38.02%		143	518	45	0	0
LIB Edward Kless	52	2.80%		17	33	2	0	0
Total Votes Cast	1,857	100.00%		408	1,342	100	7	0
Overvotes	0			0	0	0	0	0
Undervotes	53			15	33	5	0	0
Contest Totals	1,910			423	1,375	105	7	0

**State Representative, District 67**

Vote For 1

	TOTAL	VOTE %		Election Day	Early Voting	Ballot By Mail	Provisional Ballots	Limited Ballots
REP Jeff Leach	1,184	63.66%		261	846	70	7	0
DEM Kevin Morris	676	36.34%		145	496	35	0	0
Total Votes Cast	1,860	100.00%		406	1,342	105	7	0
Overvotes	0			0	0	0	0	0
Undervotes	50			17	33	0	0	0
Contest Totals	1,910			423	1,375	105	7	0

**PCT 045**

**Justice, 5th Court of Appeals District, Place 4**

Vote For 1

	TOTAL	VOTE %		Election Day	Early Voting	Ballot By Mail	Provisional Ballots	Limited Ballots
REP Emily A. Miskel	1,177	63.55%		265	841	64	7	0
DEM Maricela Moore	675	36.45%		140	495	40	0	0
Total Votes Cast	1,852	100.00%		405	1,336	104	7	0
Overvotes	0			0	0	0	0	0
Undervotes	58			18	39	1	0	0
Contest Totals	1,910			423	1,375	105	7	0

**Justice, 5th Court of Appeals District, Place 7**

Vote For 1

	TOTAL	VOTE %		Election Day	Early Voting	Ballot By Mail	Provisional Ballots	Limited Ballots
REP Kristina Williams	1,164	62.88%		257	836	64	7	0
DEM Nancy Kennedy	687	37.12%		147	500	40	0	0
Total Votes Cast	1,851	100.00%		404	1,336	104	7	0
Overvotes	0			0	0	0	0	0
Undervotes	59			19	39	1	0	0
Contest Totals	1,910			423	1,375	105	7	0

**County Judge CCD**

Vote For 1

	TOTAL	VOTE %		Election Day	Early Voting	Ballot By Mail	Provisional Ballots	Limited Ballots
REP Chris Hill	1,183	63.53%		264	845	67	7	0
DEM Joshua Murray	679	36.47%		143	500	36	0	0
Total Votes Cast	1,862	100.00%		407	1,345	103	7	0
Overvotes	0			0	0	0	0	0
Undervotes	48			16	30	2	0	0
Contest Totals	1,910			423	1,375	105	7	0

**District Clerk CCD**

Vote For 1

	TOTAL	VOTE %		Election Day	Early Voting	Ballot By Mail	Provisional Ballots	Limited Ballots
REP Mike Gould	1,187	64.34%		268	846	66	7	0
DEM David Brignac	658	35.66%		133	487	38	0	0
Total Votes Cast	1,845	100.00%		401	1,333	104	7	0
Overvotes	0			0	0	0	0	0
Undervotes	65			22	42	1	0	0
Contest Totals	1,910			423	1,375	105	7	0

## PCT 046

### U. S. Representative, District 32

Vote For 1

	TOTAL	VOTE %		Election Day	Early Voting	Ballot By Mail	Provisional Ballots	Limited Ballots
REP Antonio Swad	495	40.88%	<div style="width: 40.88%;"><div style="width: 40.88%;"></div></div>	167	307	21	0	0
DEM Colin Allred	716	59.12%	<div style="width: 59.12%;"><div style="width: 59.12%;"></div></div>	231	454	31	0	0
Total Votes Cast	1,211	100.00%	<div style="width: 100%;"><div style="width: 100%;"></div></div>	398	761	52	0	0
Overvotes	0			0	0	0	0	0
Undervotes	42			20	22	0	0	0
Contest Totals	1,253			418	783	52	0	0

### Governor

Vote For 1

	TOTAL	VOTE %		Election Day	Early Voting	Ballot By Mail	Provisional Ballots	Limited Ballots
REP Greg Abbott	504	40.35%	<div style="width: 40.35%;"><div style="width: 40.35%;"></div></div>	174	308	22	0	0
DEM Beto O'Rourke	721	57.73%	<div style="width: 57.73%;"><div style="width: 57.73%;"></div></div>	234	458	29	0	0
LIB Mark Tippetts	16	1.28%	<div style="width: 1.28%;"><div style="width: 1.28%;"></div></div>	2	14	0	0	0
GRN Delilah Barrios	8	0.64%	<div style="width: 0.64%;"><div style="width: 0.64%;"></div></div>	5	2	1	0	0
Write-In Totals	0	0.00%	<div style="width: 0%;"><div style="width: 0%;"></div></div>	0	0	0	0	0
Total Votes Cast	1,249	100.00%	<div style="width: 100%;"><div style="width: 100%;"></div></div>	415	782	52	0	0
Overvotes	0			0	0	0	0	0
Undervotes	4			3	1	0	0	0
Contest Totals	1,253			418	783	52	0	0

### Lieutenant Governor

Vote For 1

	TOTAL	VOTE %		Election Day	Early Voting	Ballot By Mail	Provisional Ballots	Limited Ballots
REP Dan Patrick	485	39.50%	<div style="width: 39.50%;"><div style="width: 39.50%;"></div></div>	163	300	22	0	0
DEM Mike Collier	694	56.51%	<div style="width: 56.51%;"><div style="width: 56.51%;"></div></div>	219	447	28	0	0
LIB Shanna Steele	49	3.99%	<div style="width: 3.99%;"><div style="width: 3.99%;"></div></div>	20	28	1	0	0
Total Votes Cast	1,228	100.00%	<div style="width: 100%;"><div style="width: 100%;"></div></div>	402	775	51	0	0
Overvotes	0			0	0	0	0	0
Undervotes	25			16	8	1	0	0
Contest Totals	1,253			418	783	52	0	0

### Attorney General

Vote For 1

	TOTAL	VOTE %		Election Day	Early Voting	Ballot By Mail	Provisional Ballots	Limited Ballots
REP Ken Paxton	478	39.12%	<div style="width: 39.12%;"><div style="width: 39.12%;"></div></div>	165	293	20	0	0
DEM Rochelle Mercedes Garza	705	57.69%	<div style="width: 57.69%;"><div style="width: 57.69%;"></div></div>	222	454	29	0	0
LIB Mark Ash	39	3.19%	<div style="width: 3.19%;"><div style="width: 3.19%;"></div></div>	15	23	1	0	0
Total Votes Cast	1,222	100.00%	<div style="width: 100%;"><div style="width: 100%;"></div></div>	402	770	50	0	0
Overvotes	0			0	0	0	0	0
Undervotes	31			16	13	2	0	0
Contest Totals	1,253			418	783	52	0	0



## PCT 046

### Comptroller of Public Accounts

Vote For 1

	TOTAL	VOTE %	Election Day	Early Voting	Ballot By Mail	Provisional Ballots	Limited Ballots
REP Glenn Hegar	508	41.98%	167	317	24	0	0
DEM Janet T. Dudding	658	54.38%	205	426	27	0	0
LIB V. Alonzo Echevarria-Garza	44	3.64%	23	21	0	0	0
Total Votes Cast	1,210	100.00%	395	764	51	0	0
Overvotes	0		0	0	0	0	0
Undervotes	43		23	19	1	0	0
Contest Totals	1,253		418	783	52	0	0

### Commissioner of the General Land Office

Vote For 1

	TOTAL	VOTE %	Election Day	Early Voting	Ballot By Mail	Provisional Ballots	Limited Ballots
REP Dawn Buckingham	511	42.27%	177	312	22	0	0
DEM Jay Kleberg	665	55.00%	208	430	27	0	0
GRN Alfred Molison, Jr	31	2.56%	11	19	1	0	0
Write-In Totals	3	0.25%	0	2	1	0	0
Total Votes Cast	1,209	100.00%	396	762	51	0	0
Overvotes	0		0	0	0	0	0
Undervotes	44		22	21	1	0	0
Contest Totals	1,253		418	783	52	0	0

### Commissioner of Agriculture

Vote For 1

	TOTAL	VOTE %	Election Day	Early Voting	Ballot By Mail	Provisional Ballots	Limited Ballots
REP Sid Miller	507	41.97%	176	311	20	0	0
DEM Susan Hays	701	58.03%	218	454	29	0	0
Total Votes Cast	1,208	100.00%	394	765	49	0	0
Overvotes	0		0	0	0	0	0
Undervotes	45		24	18	3	0	0
Contest Totals	1,253		418	783	52	0	0

### Railroad Commissioner

Vote For 1

	TOTAL	VOTE %	Election Day	Early Voting	Ballot By Mail	Provisional Ballots	Limited Ballots
REP Wayne Christian	500	41.39%	168	309	23	0	0
DEM Luke Warford	634	52.48%	192	414	28	0	0
LIB Jaime Andres Diez	45	3.73%	18	27	0	0	0
GRN Hunter Wayne Crow	29	2.40%	16	13	0	0	0
Total Votes Cast	1,208	100.00%	394	763	51	0	0
Overvotes	0		0	0	0	0	0
Undervotes	45		24	20	1	0	0
Contest Totals	1,253		418	783	52	0	0

**PCT 046**

**Justice, Supreme Court, Place 3**

Vote For 1

	TOTAL	VOTE %	Election Day	Early Voting	Ballot By Mail	Provisional Ballots	Limited Ballots
REP Debra Lehrmann	507	41.73%	172	313	22	0	0
DEM Erin A. Nowell	677	55.72%	213	436	28	0	0
LIB Thomas Edward Oxford	31	2.55%	12	19	0	0	0
Total Votes Cast	1,215	100.00%	397	768	50	0	0
Overvotes	0		0	0	0	0	0
Undervotes	38		21	15	2	0	0
Contest Totals	1,253		418	783	52	0	0

**Justice, Supreme Court, Place 5**

Vote For 1

	TOTAL	VOTE %	Election Day	Early Voting	Ballot By Mail	Provisional Ballots	Limited Ballots
REP Rebeca Huddle	511	42.37%	175	314	22	0	0
DEM Amanda Reichel	695	57.63%	218	449	28	0	0
Total Votes Cast	1,206	100.00%	393	763	50	0	0
Overvotes	0		0	0	0	0	0
Undervotes	47		25	20	2	0	0
Contest Totals	1,253		418	783	52	0	0

**Justice, Supreme Court, Place 9**

Vote For 1

	TOTAL	VOTE %	Election Day	Early Voting	Ballot By Mail	Provisional Ballots	Limited Ballots
REP Evan Young	504	41.93%	173	310	21	0	0
DEM Julia Maldonado	698	58.07%	220	448	30	0	0
Total Votes Cast	1,202	100.00%	393	758	51	0	0
Overvotes	0		0	0	0	0	0
Undervotes	51		25	25	1	0	0
Contest Totals	1,253		418	783	52	0	0

**Judge, Court of Criminal Appeals, Place 5**

Vote For 1

	TOTAL	VOTE %	Election Day	Early Voting	Ballot By Mail	Provisional Ballots	Limited Ballots
REP Scott Walker	503	42.02%	173	309	21	0	0
DEM Dana Huffman	694	57.98%	215	449	30	0	0
Total Votes Cast	1,197	100.00%	388	758	51	0	0
Overvotes	0		0	0	0	0	0
Undervotes	56		30	25	1	0	0
Contest Totals	1,253		418	783	52	0	0

**PCT 046**

**Judge, Court of Criminal Appeals, Place 6**

Vote For 1

	TOTAL	VOTE %		Election Day	Early Voting	Ballot By Mail	Provisional Ballots	Limited Ballots
REP Jesse F. McClure, III	497	41.84%		168	308	21	0	0
DEM Robert Johnson	691	58.16%		218	444	29	0	0
Total Votes Cast	1,188	100.00%		386	752	50	0	0
Overvotes	0			0	0	0	0	0
Undervotes	65			32	31	2	0	0
Contest Totals	1,253			418	783	52	0	0

**Member, State Board of Education, District 12 CCD**

Vote For 1

	TOTAL	VOTE %		Election Day	Early Voting	Ballot By Mail	Provisional Ballots	Limited Ballots
REP Pam Little	494	41.20%		166	307	21	0	0
DEM Alex Cornwallis	656	54.71%		207	421	28	0	0
LIB Christy Mowrey	48	4.00%		18	29	1	0	0
Write-In Totals	2	0.17%		0	2	0	0	0
Total Votes Cast	1,199	100.00%		391	758	50	0	0
Overvotes	0			0	0	0	0	0
Undervotes	54			27	25	2	0	0
Contest Totals	1,253			418	783	52	0	0

**State Senator, District 8**

Vote For 1

	TOTAL	VOTE %		Election Day	Early Voting	Ballot By Mail	Provisional Ballots	Limited Ballots
REP Angela Paxton	486	40.47%		168	299	19	0	0
DEM Jonathan Cocks	676	56.29%		209	435	32	0	0
LIB Edward Kless	39	3.25%		14	25	0	0	0
Total Votes Cast	1,201	100.00%		391	759	51	0	0
Overvotes	0			0	0	0	0	0
Undervotes	52			27	24	1	0	0
Contest Totals	1,253			418	783	52	0	0

**State Representative, District 70**

Vote For 1

	TOTAL	VOTE %		Election Day	Early Voting	Ballot By Mail	Provisional Ballots	Limited Ballots
REP Jamee Jolly	513	42.89%		174	315	24	0	0
DEM Mihaela Elizabeth Plesa	683	57.11%		216	440	27	0	0
Total Votes Cast	1,196	100.00%		390	755	51	0	0
Overvotes	0			0	0	0	0	0
Undervotes	57			28	28	1	0	0
Contest Totals	1,253			418	783	52	0	0

**PCT 046**

**Justice, 5th Court of Appeals District, Place 4**

Vote For 1

	TOTAL	VOTE %	Election Day	Early Voting	Ballot By Mail	Provisional Ballots	Limited Ballots
REP Emily A. Miskel	501	42.24%	168	311	22	0	0
DEM Maricela Moore	685	57.76%	217	440	28	0	0
Total Votes Cast	1,186	100.00%	385	751	50	0	0
Overvotes	0		0	0	0	0	0
Undervotes	67		33	32	2	0	0
Contest Totals	1,253		418	783	52	0	0

**Justice, 5th Court of Appeals District, Place 7**

Vote For 1

	TOTAL	VOTE %	Election Day	Early Voting	Ballot By Mail	Provisional Ballots	Limited Ballots
REP Kristina Williams	503	42.34%	171	311	21	0	0
DEM Nancy Kennedy	685	57.66%	214	443	28	0	0
Total Votes Cast	1,188	100.00%	385	754	49	0	0
Overvotes	0		0	0	0	0	0
Undervotes	65		33	29	3	0	0
Contest Totals	1,253		418	783	52	0	0

**County Judge CCD**

Vote For 1

	TOTAL	VOTE %	Election Day	Early Voting	Ballot By Mail	Provisional Ballots	Limited Ballots
REP Chris Hill	505	42.05%	172	313	20	0	0
DEM Joshua Murray	696	57.95%	219	445	32	0	0
Total Votes Cast	1,201	100.00%	391	758	52	0	0
Overvotes	0		0	0	0	0	0
Undervotes	52		27	25	0	0	0
Contest Totals	1,253		418	783	52	0	0

**District Clerk CCD**

Vote For 1

	TOTAL	VOTE %	Election Day	Early Voting	Ballot By Mail	Provisional Ballots	Limited Ballots
REP Mike Gould	515	43.31%	176	318	21	0	0
DEM David Brignac	674	56.69%	211	435	28	0	0
Total Votes Cast	1,189	100.00%	387	753	49	0	0
Overvotes	0		0	0	0	0	0
Undervotes	64		31	30	3	0	0
Contest Totals	1,253		418	783	52	0	0

## PCT 046

### Justice of the Peace, Precinct 3

Vote For 1

	TOTAL	VOTE %	Election Day	Early Voting	Ballot By Mail	Provisional Ballots	Limited Ballots
REP Mike Missildine	509	42.81%	172	315	22	0	0
DEM Irvin Lynn Barrett	680	57.19%	215	437	28	0	0
Total Votes Cast	1,189	100.00%	387	752	50	0	0
Overvotes	0		0	0	0	0	0
Undervotes	64		31	31	2	0	0
Contest Totals	1,253		418	783	52	0	0

### Plano ISD - Proposition A

Vote For 1

	TOTAL	VOTE %	Election Day	Early Voting	Ballot By Mail	Provisional Ballots	Limited Ballots
For	644	56.10%	206	407	31	0	0
Against	504	43.90%	170	322	12	0	0
Total Votes Cast	1,148	100.00%	376	729	43	0	0
Overvotes	0		0	0	0	0	0
Undervotes	105		42	54	9	0	0
Contest Totals	1,253		418	783	52	0	0

### Plano ISD - Proposition B

Vote For 1

	TOTAL	VOTE %	Election Day	Early Voting	Ballot By Mail	Provisional Ballots	Limited Ballots
For	692	59.76%	231	430	31	0	0
Against	466	40.24%	149	301	16	0	0
Total Votes Cast	1,158	100.00%	380	731	47	0	0
Overvotes	0		0	0	0	0	0
Undervotes	95		38	52	5	0	0
Contest Totals	1,253		418	783	52	0	0

### Plano ISD - Proposition C

Vote For 1

	TOTAL	VOTE %	Election Day	Early Voting	Ballot By Mail	Provisional Ballots	Limited Ballots
For	656	56.94%	220	405	31	0	0
Against	496	43.06%	156	323	17	0	0
Total Votes Cast	1,152	100.00%	376	728	48	0	0
Overvotes	0		0	0	0	0	0
Undervotes	101		42	55	4	0	0
Contest Totals	1,253		418	783	52	0	0

**PCT 046**

**Plano ISD - Proposition D**

Vote For 1

	TOTAL	VOTE %		Election Day	Early Voting	Ballot By Mail	Provisional Ballots	Limited Ballots
For	622	54.09%		213	379	30	0	0
Against	528	45.91%		163	348	17	0	0
Total Votes Cast	1,150	100.00%		376	727	47	0	0
Overvotes	0			0	0	0	0	0
Undervotes	103			42	56	5	0	0
Contest Totals	1,253			418	783	52	0	0

**Plano ISD - Proposition E**

Vote For 1

	TOTAL	VOTE %		Election Day	Early Voting	Ballot By Mail	Provisional Ballots	Limited Ballots
For	516	45.10%		180	308	28	0	0
Against	628	54.90%		193	417	18	0	0
Total Votes Cast	1,144	100.00%		373	725	46	0	0
Overvotes	0			0	0	0	0	0
Undervotes	109			45	58	6	0	0
Contest Totals	1,253			418	783	52	0	0

## PCT 047

### U. S. Representative District 3

Vote For 1

	TOTAL	VOTE %	Election Day	Early Voting	Ballot By Mail	Provisional Ballots	Limited Ballots
REP Keith Self	645	47.05%	197	422	25	1	0
DEM Sandeep Srivastava	690	50.33%	181	481	27	1	0
LIB Christopher Claytor	36	2.63%	17	19	0	0	0
Total Votes Cast	1,371	100.00%	395	922	52	2	0
Overvotes	0		0	0	0	0	0
Undervotes	20		6	13	1	0	0
Contest Totals	1,391		401	935	53	2	0

### Governor

Vote For 1

	TOTAL	VOTE %	Election Day	Early Voting	Ballot By Mail	Provisional Ballots	Limited Ballots
REP Greg Abbott	635	45.95%	193	417	25	0	0
DEM Beto O'Rourke	724	52.39%	193	502	27	2	0
LIB Mark Tippetts	12	0.87%	8	4	0	0	0
GRN Delilah Barrios	10	0.72%	4	6	0	0	0
Write-In Totals	1	0.07%	1	0	0	0	0
Total Votes Cast	1,382	100.00%	399	929	52	2	0
Overvotes	0		0	0	0	0	0
Undervotes	9		2	6	1	0	0
Contest Totals	1,391		401	935	53	2	0

### Lieutenant Governor

Vote For 1

	TOTAL	VOTE %	Election Day	Early Voting	Ballot By Mail	Provisional Ballots	Limited Ballots
REP Dan Patrick	614	44.62%	187	403	24	0	0
DEM Mike Collier	722	52.47%	190	502	28	2	0
LIB Shanna Steele	40	2.91%	19	20	1	0	0
Total Votes Cast	1,376	100.00%	396	925	53	2	0
Overvotes	0		0	0	0	0	0
Undervotes	15		5	10	0	0	0
Contest Totals	1,391		401	935	53	2	0

### Attorney General

Vote For 1

	TOTAL	VOTE %	Election Day	Early Voting	Ballot By Mail	Provisional Ballots	Limited Ballots
REP Ken Paxton	596	43.41%	180	393	22	1	0
DEM Rochelle Mercedes Garza	724	52.73%	186	506	31	1	0
LIB Mark Ash	53	3.86%	27	26	0	0	0
Total Votes Cast	1,373	100.00%	393	925	53	2	0
Overvotes	0		0	0	0	0	0
Undervotes	18		8	10	0	0	0
Contest Totals	1,391		401	935	53	2	0

**PCT 047**

**Comptroller of Public Accounts**

Vote For 1

	TOTAL	VOTE %	Election Day	Early Voting	Ballot By Mail	Provisional Ballots	Limited Ballots
REP Glenn Hegar	655	48.06%	200	429	26	0	0
DEM Janet T. Dudding	666	48.86%	166	473	25	2	0
LIB V. Alonzo Echevarria-Garza	42	3.08%	20	21	1	0	0
Total Votes Cast	1,363	100.00%	386	923	52	2	0
Overvotes	0		0	0	0	0	0
Undervotes	28		15	12	1	0	0
Contest Totals	1,391		401	935	53	2	0

**Commissioner of the General Land Office**

Vote For 1

	TOTAL	VOTE %	Election Day	Early Voting	Ballot By Mail	Provisional Ballots	Limited Ballots
REP Dawn Buckingham	654	48.23%	209	421	24	0	0
DEM Jay Kleberg	680	50.15%	166	486	26	2	0
GRN Alfred Molison, Jr	21	1.55%	7	13	1	0	0
Write-In Totals	1	0.07%	1	0	0	0	0
Total Votes Cast	1,356	100.00%	383	920	51	2	0
Overvotes	0		0	0	0	0	0
Undervotes	35		18	15	2	0	0
Contest Totals	1,391		401	935	53	2	0

**Commissioner of Agriculture**

Vote For 1

	TOTAL	VOTE %	Election Day	Early Voting	Ballot By Mail	Provisional Ballots	Limited Ballots
REP Sid Miller	653	47.91%	205	423	25	0	0
DEM Susan Hays	710	52.09%	180	501	27	2	0
Total Votes Cast	1,363	100.00%	385	924	52	2	0
Overvotes	0		0	0	0	0	0
Undervotes	28		16	11	1	0	0
Contest Totals	1,391		401	935	53	2	0

**Railroad Commissioner**

Vote For 1





	TOTAL	VOTE %	Election Day	Early Voting	Ballot By Mail	Provisional Ballots	Limited Ballots
REP Wayne Christian	632	46.54%	195	414	23	0	0
DEM Luke Warford	663	48.82%	167	469	25	2	0
LIB Jaime Andres Diez	36	2.65%	16	18	2	0	0
GRN Hunter Wayne Crow	27	1.99%	6	20	1	0	0
Total Votes Cast	1,358	100.00%	384	921	51	2	0
Overvotes	1		0	0	1	0	0
Undervotes	32		17	14	1	0	0
Contest Totals	1,391		401	935	53	2	0



**PCT 047**




**Justice, Supreme Court, Place 3**

Vote For 1

	TOTAL	VOTE %		Election Day	Early Voting	Ballot By Mail	Provisional Ballots	Limited Ballots
REP Debra Lehrmann	649	47.69%		201	424	24	0	0
DEM Erin A. Nowell	680	49.96%		175	476	27	2	0
LIB Thomas Edward Oxford	32	2.35%		13	18	1	0	0
Total Votes Cast	1,361	100.00%		389	918	52	2	0
Overvotes	0			0	0	0	0	0
Undervotes	30			12	17	1	0	0
Contest Totals	1,391			401	935	53	2	0




**Justice, Supreme Court, Place 5**

Vote For 1

	TOTAL	VOTE %		Election Day	Early Voting	Ballot By Mail	Provisional Ballots	Limited Ballots
REP Rebeca Huddle	663	48.86%		205	432	26	0	0
DEM Amanda Reichel	694	51.14%		181	486	25	2	0
Total Votes Cast	1,357	100.00%		386	918	51	2	0
Overvotes	0			0	0	0	0	0
Undervotes	34			15	17	2	0	0
Contest Totals	1,391			401	935	53	2	0




**Justice, Supreme Court, Place 9**

Vote For 1

	TOTAL	VOTE %		Election Day	Early Voting	Ballot By Mail	Provisional Ballots	Limited Ballots
REP Evan Young	653	48.19%		201	427	25	0	0
DEM Julia Maldonado	702	51.81%		185	488	27	2	0
Total Votes Cast	1,355	100.00%		386	915	52	2	0
Overvotes	0			0	0	0	0	0
Undervotes	36			15	20	1	0	0
Contest Totals	1,391			401	935	53	2	0

**Judge, Court of Criminal Appeals, Place 5**




Vote For 1

	TOTAL	VOTE %		Election Day	Early Voting	Ballot By Mail	Provisional Ballots	Limited Ballots
REP Scott Walker	653	48.37%		202	427	24	0	0
DEM Dana Huffman	697	51.63%		181	486	28	2	0
Total Votes Cast	1,350	100.00%		383	913	52	2	0
Overvotes	0			0	0	0	0	0
Undervotes	41			18	22	1	0	0
Contest Totals	1,391			401	935	53	2	0

**PCT 047**






**Judge, Court of Criminal Appeals, Place 6**

Vote For 1

	TOTAL	VOTE %		Election Day	Early Voting	Ballot By Mail	Provisional Ballots	Limited Ballots
REP Jesse F. McClure, III	653	48.37%		206	423	24	0	0
DEM Robert Johnson	697	51.63%		178	490	27	2	0
Total Votes Cast	1,350	100.00%		384	913	51	2	0
Overvotes	0			0	0	0	0	0
Undervotes	41			17	22	2	0	0
Contest Totals	1,391			401	935	53	2	0





**Member, State Board of Education, District 12 CCD**

Vote For 1

	TOTAL	VOTE %		Election Day	Early Voting	Ballot By Mail	Provisional Ballots	Limited Ballots
REP Pam Little	635	47.00%		196	417	22	0	0
DEM Alex Cornwallis	663	49.07%		165	469	27	2	0
LIB Christy Mowrey	53	3.92%		22	29	2	0	0
Write-In Totals	0	0.00%		0	0	0	0	0
Total Votes Cast	1,351	100.00%		383	915	51	2	0
Overvotes	0			0	0	0	0	0
Undervotes	40			18	20	2	0	0
Contest Totals	1,391			401	935	53	2	0




**State Senator, District 8**

Vote For 1

	TOTAL	VOTE %		Election Day	Early Voting	Ballot By Mail	Provisional Ballots	Limited Ballots
REP Angela Paxton	609	45.18%		188	397	23	1	0
DEM Jonathan Cocks	695	51.56%		174	491	29	1	0
LIB Edward Kless	44	3.26%		21	22	1	0	0
Total Votes Cast	1,348	100.00%		383	910	53	2	0
Overvotes	0			0	0	0	0	0
Undervotes	43			18	25	0	0	0
Contest Totals	1,391			401	935	53	2	0

**Justice, 5th Court of Appeals District, Place 4**

Vote For 1

	TOTAL	VOTE %		Election Day	Early Voting	Ballot By Mail	Provisional Ballots	Limited Ballots
REP Emily A. Miskel	660	49.03%		204	431	25	0	0
DEM Maricela Moore	686	50.97%		180	477	27	2	0
Total Votes Cast	1,346	100.00%		384	908	52	2	0
Overvotes	0			0	0	0	0	0
Undervotes	45			17	27	1	0	0
Contest Totals	1,391			401	935	53	2	0

**PCT 047**

**Justice, 5th Court of Appeals District, Place 7**

Vote For 1

	TOTAL	VOTE %	Election Day	Early Voting	Ballot By Mail	Provisional Ballots	Limited Ballots
REP Kristina Williams	653	48.48%	203	426	24	0	0
DEM Nancy Kennedy	694	51.52%	179	487	26	2	0
Total Votes Cast	1,347	100.00%	382	913	50	2	0
Overvotes	0		0	0	0	0	0
Undervotes	44		19	22	3	0	0
Contest Totals	1,391		401	935	53	2	0

**County Judge CCD**

Vote For 1

	TOTAL	VOTE %	Election Day	Early Voting	Ballot By Mail	Provisional Ballots	Limited Ballots
REP Chris Hill	658	48.53%	209	425	24	0	0
DEM Joshua Murray	698	51.47%	178	493	25	2	0
Total Votes Cast	1,356	100.00%	387	918	49	2	0
Overvotes	0		0	0	0	0	0
Undervotes	35		14	17	4	0	0
Contest Totals	1,391		401	935	53	2	0

**District Clerk CCD**

Vote For 1

	TOTAL	VOTE %	Election Day	Early Voting	Ballot By Mail	Provisional Ballots	Limited Ballots
REP Mike Gould	664	49.33%	210	429	24	1	0
DEM David Brignac	682	50.67%	174	482	25	1	0
Total Votes Cast	1,346	100.00%	384	911	49	2	0
Overvotes	0		0	0	0	0	0
Undervotes	45		17	24	4	0	0
Contest Totals	1,391		401	935	53	2	0

**Justice of the Peace, Precinct 3**

Vote For 1

	TOTAL	VOTE %	Election Day	Early Voting	Ballot By Mail	Provisional Ballots	Limited Ballots
REP Mike Missildine	667	49.41%	210	433	24	0	0
DEM Irvin Lynn Barrett	683	50.59%	176	480	25	2	0
Total Votes Cast	1,350	100.00%	386	913	49	2	0
Overvotes	0		0	0	0	0	0
Undervotes	41		15	22	4	0	0
Contest Totals	1,391		401	935	53	2	0

## PCT 047

### Plano ISD - Proposition A

Vote For 1

	TOTAL	VOTE %		Election Day	Early Voting	Ballot By Mail	Provisional Ballots	Limited Ballots
For	683	51.63%	<div style="width: 51.63%;"><div style="width: 51.63%;"></div></div>	180	473	29	1	0
Against	640	48.37%	<div style="width: 48.37%;"><div style="width: 48.37%;"></div></div>	198	424	18	0	0
Total Votes Cast	1,323	100.00%	<div style="width: 100.00%;"><div style="width: 100.00%;"></div></div>	378	897	47	1	0
Overvotes	0			0	0	0	0	0
Undervotes	68			23	38	6	1	0
Contest Totals	1,391			401	935	53	2	0

### Plano ISD - Proposition B

Vote For 1

	TOTAL	VOTE %		Election Day	Early Voting	Ballot By Mail	Provisional Ballots	Limited Ballots
For	721	54.33%	<div style="width: 54.33%;"><div style="width: 54.33%;"></div></div>	202	488	30	1	0
Against	606	45.67%	<div style="width: 45.67%;"><div style="width: 45.67%;"></div></div>	180	409	17	0	0
Total Votes Cast	1,327	100.00%	<div style="width: 100.00%;"><div style="width: 100.00%;"></div></div>	382	897	47	1	0
Overvotes	0			0	0	0	0	0
Undervotes	64			19	38	6	1	0
Contest Totals	1,391			401	935	53	2	0

### Plano ISD - Proposition C

Vote For 1

	TOTAL	VOTE %		Election Day	Early Voting	Ballot By Mail	Provisional Ballots	Limited Ballots
For	715	54.17%	<div style="width: 54.17%;"><div style="width: 54.17%;"></div></div>	196	487	31	1	0
Against	605	45.83%	<div style="width: 45.83%;"><div style="width: 45.83%;"></div></div>	181	405	18	1	0
Total Votes Cast	1,320	100.00%	<div style="width: 100.00%;"><div style="width: 100.00%;"></div></div>	377	892	49	2	0
Overvotes	0			0	0	0	0	0
Undervotes	71			24	43	4	0	0
Contest Totals	1,391			401	935	53	2	0

### Plano ISD - Proposition D




Vote For 1

	TOTAL	VOTE %		Election Day	Early Voting	Ballot By Mail	Provisional Ballots	Limited Ballots
For	617	46.99%	<div style="width: 46.99%;"><div style="width: 46.99%;"></div></div>	186	409	21	1	0
Against	696	53.01%	<div style="width: 53.01%;"><div style="width: 53.01%;"></div></div>	188	480	27	1	0
Total Votes Cast	1,313	100.00%	<div style="width: 100.00%;"><div style="width: 100.00%;"></div></div>	374	889	48	2	0
Overvotes	0			0	0	0	0	0
Undervotes	78			27	46	5	0	0
Contest Totals	1,391			401	935	53	2	0

**PCT 047**

**Plano ISD - Proposition E**

Vote For 1

	TOTAL	VOTE %		Election Day	Early Voting	Ballot By Mail	Provisional Ballots	Limited Ballots
For	530	40.30%		158	351	20	1	0
Against	785	59.70%		216	540	28	1	0
Total Votes Cast	1,315	100.00%		374	891	48	2	0
Overvotes	0			0	0	0	0	0
Undervotes	76			27	44	5	0	0
Contest Totals	1,391			401	935	53	2	0

## PCT 048

### U. S. Representative, District 32

Vote For 1

	TOTAL	VOTE %		Election Day	Early Voting	Ballot By Mail	Provisional Ballots	Limited Ballots
REP Antonio Swad	968	45.32%	<div style="width: 45.32%;"><div style="width: 45.32%;"></div></div>	324	605	38	1	0
DEM Colin Allred	1,168	54.68%	<div style="width: 54.68%;"><div style="width: 54.68%;"></div></div>	321	795	52	0	0
Total Votes Cast	2,136	100.00%	<div style="width: 100.00%;"><div style="width: 100.00%;"></div></div>	645	1,400	90	1	0
Overvotes	0			0	0	0	0	0
Undervotes	24			7	17	0	0	0
Contest Totals	2,160			652	1,417	90	1	0

### Governor

Vote For 1

	TOTAL	VOTE %		Election Day	Early Voting	Ballot By Mail	Provisional Ballots	Limited Ballots
REP Greg Abbott	972	45.15%	<div style="width: 45.15%;"><div style="width: 45.15%;"></div></div>	319	616	36	1	0
DEM Beto O'Rourke	1,150	53.41%	<div style="width: 53.41%;"><div style="width: 53.41%;"></div></div>	318	781	51	0	0
LIB Mark Tippetts	25	1.16%	<div style="width: 1.16%;"><div style="width: 1.16%;"></div></div>	11	12	2	0	0
GRN Delilah Barrios	4	0.19%	<div style="width: 0.19%;"><div style="width: 0.19%;"></div></div>	2	1	1	0	0
Write-In Totals	3	0.14%	<div style="width: 0.14%;"><div style="width: 0.14%;"></div></div>	2	1	0	0	0
Total Votes Cast	2,153	100.00%	<div style="width: 100.00%;"><div style="width: 100.00%;"></div></div>	651	1,411	90	1	0
Overvotes	0			0	0	0	0	0
Undervotes	7			1	6	0	0	0
Contest Totals	2,160			652	1,417	90	1	0

### Lieutenant Governor

Vote For 1

	TOTAL	VOTE %		Election Day	Early Voting	Ballot By Mail	Provisional Ballots	Limited Ballots
REP Dan Patrick	926	43.19%	<div style="width: 43.19%;"><div style="width: 43.19%;"></div></div>	304	585	36	1	0
DEM Mike Collier	1,169	54.52%	<div style="width: 54.52%;"><div style="width: 54.52%;"></div></div>	324	794	51	0	0
LIB Shanna Steele	49	2.29%	<div style="width: 2.29%;"><div style="width: 2.29%;"></div></div>	19	27	3	0	0
Total Votes Cast	2,144	100.00%	<div style="width: 100.00%;"><div style="width: 100.00%;"></div></div>	647	1,406	90	1	0
Overvotes	0			0	0	0	0	0
Undervotes	16			5	11	0	0	0
Contest Totals	2,160			652	1,417	90	1	0

### Attorney General

Vote For 1

	TOTAL	VOTE %		Election Day	Early Voting	Ballot By Mail	Provisional Ballots	Limited Ballots
REP Ken Paxton	891	41.67%	<div style="width: 41.67%;"><div style="width: 41.67%;"></div></div>	293	566	31	1	0
DEM Rochelle Mercedes Garza	1,163	54.40%	<div style="width: 54.40%;"><div style="width: 54.40%;"></div></div>	320	789	54	0	0
LIB Mark Ash	84	3.93%	<div style="width: 3.93%;"><div style="width: 3.93%;"></div></div>	32	47	5	0	0
Total Votes Cast	2,138	100.00%	<div style="width: 100.00%;"><div style="width: 100.00%;"></div></div>	645	1,402	90	1	0
Overvotes	0			0	0	0	0	0
Undervotes	22			7	15	0	0	0
Contest Totals	2,160			652	1,417	90	1	0

**PCT 048**

**Comptroller of Public Accounts**

Vote For 1

	TOTAL	VOTE %	Election Day	Early Voting	Ballot By Mail	Provisional Ballots	Limited Ballots
REP Glenn Hegar	1,028	48.67%	337	652	38	1	0
DEM Janet T. Dudding	1,039	49.20%	277	713	49	0	0
LIB V. Alonzo Echevarria-Garza	45	2.13%	17	28	0	0	0
Total Votes Cast	2,112	100.00%	631	1,393	87	1	0
Overvotes	0		0	0	0	0	0
Undervotes	48		21	24	3	0	0
Contest Totals	2,160		652	1,417	90	1	0

**Commissioner of the General Land Office**

Vote For 1

	TOTAL	VOTE %	Election Day	Early Voting	Ballot By Mail	Provisional Ballots	Limited Ballots
REP Dawn Buckingham	1,010	47.87%	336	634	39	1	0
DEM Jay Kleberg	1,079	51.14%	291	740	48	0	0
GRN Alfred Molison, Jr	21	1.00%	5	15	1	0	0
Write-In Totals	0	0.00%	0	0	0	0	0
Total Votes Cast	2,110	100.00%	632	1,389	88	1	0
Overvotes	0		0	0	0	0	0
Undervotes	50		20	28	2	0	0
Contest Totals	2,160		652	1,417	90	1	0

**Commissioner of Agriculture**

Vote For 1

	TOTAL	VOTE %	Election Day	Early Voting	Ballot By Mail	Provisional Ballots	Limited Ballots
REP Sid Miller	984	46.75%	324	622	37	1	0
DEM Susan Hays	1,121	53.25%	303	766	52	0	0
Total Votes Cast	2,105	100.00%	627	1,388	89	1	0
Overvotes	0		0	0	0	0	0
Undervotes	55		25	29	1	0	0
Contest Totals	2,160		652	1,417	90	1	0

**Railroad Commissioner**

Vote For 1

	TOTAL	VOTE %	Election Day	Early Voting	Ballot By Mail	Provisional Ballots	Limited Ballots
REP Wayne Christian	969	46.08%	316	613	39	1	0
DEM Luke Warford	1,062	50.50%	284	730	48	0	0
LIB Jaime Andres Diez	54	2.57%	22	31	1	0	0
GRN Hunter Wayne Crow	18	0.86%	6	12	0	0	0
Total Votes Cast	2,103	100.00%	628	1,386	88	1	0
Overvotes	0		0	0	0	0	0
Undervotes	57		24	31	2	0	0
Contest Totals	2,160		652	1,417	90	1	0

**PCT 048**

**Justice, Supreme Court, Place 3**

Vote For 1

	TOTAL	VOTE %	Election Day	Early Voting	Ballot By Mail	Provisional Ballots	Limited Ballots
REP Debra Lehrmann	994	46.73%	322	634	37	1	0
DEM Erin A. Nowell	1,096	51.53%	300	747	49	0	0
LIB Thomas Edward Oxford	37	1.74%	17	19	1	0	0
Total Votes Cast	2,127	100.00%	639	1,400	87	1	0
Overvotes	0		0	0	0	0	0
Undervotes	33		13	17	3	0	0
Contest Totals	2,160		652	1,417	90	1	0

**Justice, Supreme Court, Place 5**

Vote For 1

	TOTAL	VOTE %	Election Day	Early Voting	Ballot By Mail	Provisional Ballots	Limited Ballots
REP Rebeca Huddle	1,019	48.07%	333	646	39	1	0
DEM Amanda Reichel	1,101	51.93%	301	751	49	0	0
Total Votes Cast	2,120	100.00%	634	1,397	88	1	0
Overvotes	0		0	0	0	0	0
Undervotes	40		18	20	2	0	0
Contest Totals	2,160		652	1,417	90	1	0

**Justice, Supreme Court, Place 9**

Vote For 1

	TOTAL	VOTE %	Election Day	Early Voting	Ballot By Mail	Provisional Ballots	Limited Ballots
REP Evan Young	1,009	47.93%	332	637	39	1	0
DEM Julia Maldonado	1,096	52.07%	303	744	49	0	0
Total Votes Cast	2,105	100.00%	635	1,381	88	1	0
Overvotes	0		0	0	0	0	0
Undervotes	55		17	36	2	0	0
Contest Totals	2,160		652	1,417	90	1	0

**Judge, Court of Criminal Appeals, Place 5**

Vote For 1

	TOTAL	VOTE %	Election Day	Early Voting	Ballot By Mail	Provisional Ballots	Limited Ballots
REP Scott Walker	999	47.68%	334	626	38	1	0
DEM Dana Huffman	1,096	52.32%	298	750	48	0	0
Total Votes Cast	2,095	100.00%	632	1,376	86	1	0
Overvotes	0		0	0	0	0	0
Undervotes	65		20	41	4	0	0
Contest Totals	2,160		652	1,417	90	1	0



**PCT 048**

**Judge, Court of Criminal Appeals, Place 6**

Vote For 1

	TOTAL	VOTE %		Election Day	Early Voting	Ballot By Mail	Provisional Ballots	Limited Ballots
REP Jesse F. McClure, III	1,011	48.21%		339	632	39	1	0
DEM Robert Johnson	1,086	51.79%		294	745	47	0	0
Total Votes Cast	2,097	100.00%		633	1,377	86	1	0
Overvotes	0			0	0	0	0	0
Undervotes	63			19	40	4	0	0
Contest Totals	2,160			652	1,417	90	1	0

**Member, State Board of Education, District 12 CCD**

Vote For 1

	TOTAL	VOTE %		Election Day	Early Voting	Ballot By Mail	Provisional Ballots	Limited Ballots
REP Pam Little	968	46.14%		321	609	37	1	0
DEM Alex Cornwallis	1,063	50.67%		286	730	47	0	0
LIB Christy Mowrey	67	3.19%		25	41	1	0	0
Write-In Totals	0	0.00%		0	0	0	0	0
Total Votes Cast	2,098	100.00%		632	1,380	85	1	0
Overvotes	0			0	0	0	0	0
Undervotes	62			20	37	5	0	0
Contest Totals	2,160			652	1,417	90	1	0

**State Senator, District 2**

Vote For 1

	TOTAL	VOTE %		Election Day	Early Voting	Ballot By Mail	Provisional Ballots	Limited Ballots
REP Bob Hall	1,017	48.57%		340	637	39	1	0
DEM Prince S. Giador	1,077	51.43%		290	741	46	0	0
Total Votes Cast	2,094	100.00%		630	1,378	85	1	0
Overvotes	0			0	0	0	0	0
Undervotes	66			22	39	5	0	0
Contest Totals	2,160			652	1,417	90	1	0

**State Representative, District 33**




Vote For 1

	TOTAL	VOTE %		Election Day	Early Voting	Ballot By Mail	Provisional Ballots	Limited Ballots
REP Justin Holland	1,021	48.71%		336	644	40	1	0
DEM Graeson Lynskey	1,075	51.29%		294	735	46	0	0
Total Votes Cast	2,096	100.00%		630	1,379	86	1	0
Overvotes	0			0	0	0	0	0
Undervotes	64			22	38	4	0	0
Contest Totals	2,160			652	1,417	90	1	0

**PCT 048**




**Justice, 5th Court of Appeals District, Place 4**

Vote For 1

	TOTAL	VOTE %		Election Day	Early Voting	Ballot By Mail	Provisional Ballots	Limited Ballots
REP Emily A. Miskel	1,008	48.32%		332	639	36	1	0
DEM Maricela Moore	1,078	51.68%		296	738	44	0	0
Total Votes Cast	2,086	100.00%		628	1,377	80	1	0
Overvotes	0			0	0	0	0	0
Undervotes	74			24	40	10	0	0
Contest Totals	2,160			652	1,417	90	1	0




**Justice, 5th Court of Appeals District, Place 7**

Vote For 1

	TOTAL	VOTE %		Election Day	Early Voting	Ballot By Mail	Provisional Ballots	Limited Ballots
REP Kristina Williams	986	47.40%		324	626	35	1	0
DEM Nancy Kennedy	1,094	52.60%		302	747	45	0	0
Total Votes Cast	2,080	100.00%		626	1,373	80	1	0
Overvotes	0			0	0	0	0	0
Undervotes	80			26	44	10	0	0
Contest Totals	2,160			652	1,417	90	1	0




**County Judge CCD**

Vote For 1

	TOTAL	VOTE %		Election Day	Early Voting	Ballot By Mail	Provisional Ballots	Limited Ballots
REP Chris Hill	1,011	48.35%		337	636	37	1	0
DEM Joshua Murray	1,080	51.65%		292	743	45	0	0
Total Votes Cast	2,091	100.00%		629	1,379	82	1	0
Overvotes	0			0	0	0	0	0
Undervotes	69			23	38	8	0	0
Contest Totals	2,160			652	1,417	90	1	0

**District Clerk CCD**

Vote For 1

	TOTAL	VOTE %		Election Day	Early Voting	Ballot By Mail	Provisional Ballots	Limited Ballots
REP Mike Gould	1,016	48.99%		342	638	35	1	0
DEM David Brignac	1,058	51.01%		280	733	45	0	0
Total Votes Cast	2,074	100.00%		622	1,371	80	1	0
Overvotes	0			0	0	0	0	0
Undervotes	86			30	46	10	0	0
Contest Totals	2,160			652	1,417	90	1	0

## PCT 048

### Justice of the Peace, Precinct 3

Vote For 1

	TOTAL	VOTE %	Election Day	Early Voting	Ballot By Mail	Provisional Ballots	Limited Ballots
REP Mike Missildine	1,024	49.42%	347	640	36	1	0
DEM Irvin Lynn Barrett	1,048	50.58%	275	727	46	0	0
Total Votes Cast	2,072	100.00%	622	1,367	82	1	0
Overvotes	0		0	0	0	0	0
Undervotes	88		30	50	8	0	0
Contest Totals	2,160		652	1,417	90	1	0

### Plano ISD - Proposition A

Vote For 1

	TOTAL	VOTE %	Election Day	Early Voting	Ballot By Mail	Provisional Ballots	Limited Ballots
For	1,115	56.92%	310	764	41	0	0
Against	844	43.08%	281	534	28	1	0
Total Votes Cast	1,959	100.00%	591	1,298	69	1	0
Overvotes	0		0	0	0	0	0
Undervotes	201		61	119	21	0	0
Contest Totals	2,160		652	1,417	90	1	0

### Plano ISD - Proposition B

Vote For 1

	TOTAL	VOTE %	Election Day	Early Voting	Ballot By Mail	Provisional Ballots	Limited Ballots
For	1,196	60.74%	343	806	47	0	0
Against	773	39.26%	250	495	27	1	0
Total Votes Cast	1,969	100.00%	593	1,301	74	1	0
Overvotes	0		0	0	0	0	0
Undervotes	191		59	116	16	0	0
Contest Totals	2,160		652	1,417	90	1	0

### Plano ISD - Proposition C




Vote For 1

	TOTAL	VOTE %	Election Day	Early Voting	Ballot By Mail	Provisional Ballots	Limited Ballots
For	1,198	60.87%	350	808	40	0	0
Against	770	39.13%	244	491	34	1	0
Total Votes Cast	1,968	100.00%	594	1,299	74	1	0
Overvotes	0		0	0	0	0	0
Undervotes	192		58	118	16	0	0
Contest Totals	2,160		652	1,417	90	1	0

**PCT 048**




**Plano ISD - Proposition D**

Vote For 1

	TOTAL	VOTE %		Election Day	Early Voting	Ballot By Mail	Provisional Ballots	Limited Ballots
For	1,047	53.34%		304	707	36	0	0
Against	916	46.66%		283	594	38	1	0
Total Votes Cast	1,963	100.00%		587	1,301	74	1	0
Overvotes	0			0	0	0	0	0
Undervotes	197			65	116	16	0	0
Contest Totals	2,160			652	1,417	90	1	0

**Plano ISD - Proposition E**

Vote For 1

	TOTAL	VOTE %		Election Day	Early Voting	Ballot By Mail	Provisional Ballots	Limited Ballots
For	897	45.86%		260	608	29	0	0
Against	1,059	54.14%		329	685	44	1	0
Total Votes Cast	1,956	100.00%		589	1,293	73	1	0
Overvotes	0			0	0	0	0	0
Undervotes	204			63	124	17	0	0
Contest Totals	2,160			652	1,417	90	1	0

## PCT 049

### U. S. Representative, District 4

Vote For 1

	TOTAL	VOTE %	Election Day	Early Voting	Ballot By Mail	Provisional Ballots	Limited Ballots
REP Pat Fallon	808	56.23%	134	599	72	3	0
DEM Iro Omere	591	41.13%	98	437	56	0	0
LIB John Simmons	38	2.64%	12	26	0	0	0
Total Votes Cast	1,437	100.00%	244	1,062	128	3	0
Overvotes	0		0	0	0	0	0
Undervotes	45		5	31	9	0	0
Contest Totals	1,482		249	1,093	137	3	0

### Governor

Vote For 1

	TOTAL	VOTE %	Election Day	Early Voting	Ballot By Mail	Provisional Ballots	Limited Ballots
REP Greg Abbott	798	54.06%	125	598	72	3	0
DEM Beto O'Rourke	650	44.04%	111	476	63	0	0
LIB Mark Tippetts	23	1.56%	10	11	2	0	0
GRN Delilah Barrios	3	0.20%	1	2	0	0	0
Write-In Totals	2	0.14%	0	2	0	0	0
Total Votes Cast	1,476	100.00%	247	1,089	137	3	0
Overvotes	0		0	0	0	0	0
Undervotes	6		2	4	0	0	0
Contest Totals	1,482		249	1,093	137	3	0

### Lieutenant Governor

Vote For 1

	TOTAL	VOTE %	Election Day	Early Voting	Ballot By Mail	Provisional Ballots	Limited Ballots
REP Dan Patrick	752	51.23%	123	563	63	3	0
DEM Mike Collier	675	45.98%	112	493	70	0	0
LIB Shanna Steele	41	2.79%	10	28	3	0	0
Total Votes Cast	1,468	100.00%	245	1,084	136	3	0
Overvotes	0		0	0	0	0	0
Undervotes	14		4	9	1	0	0
Contest Totals	1,482		249	1,093	137	3	0

### Attorney General

Vote For 1

	TOTAL	VOTE %	Election Day	Early Voting	Ballot By Mail	Provisional Ballots	Limited Ballots
REP Ken Paxton	730	50.38%	125	544	58	3	0
DEM Rochelle Mercedes Garza	662	45.69%	110	484	68	0	0
LIB Mark Ash	57	3.93%	9	42	6	0	0
Total Votes Cast	1,449	100.00%	244	1,070	132	3	0
Overvotes	0		0	0	0	0	0
Undervotes	33		5	23	5	0	0
Contest Totals	1,482		249	1,093	137	3	0

## PCT 049

### Comptroller of Public Accounts

Vote For 1

	TOTAL	VOTE %	Election Day	Early Voting	Ballot By Mail	Provisional Ballots	Limited Ballots
REP Glenn Hegar	837	58.04%	138	621	75	3	0
DEM Janet T. Dudding	579	40.15%	96	432	51	0	0
LIB V. Alonzo Echevarria-Garza	26	1.80%	5	18	3	0	0
Total Votes Cast	1,442	100.00%	239	1,071	129	3	0
Overvotes	0		0	0	0	0	0
Undervotes	40		10	22	8	0	0
Contest Totals	1,482		249	1,093	137	3	0

### Commissioner of the General Land Office

Vote For 1

	TOTAL	VOTE %	Election Day	Early Voting	Ballot By Mail	Provisional Ballots	Limited Ballots
REP Dawn Buckingham	804	55.79%	135	595	71	3	0
DEM Jay Kleberg	622	43.16%	100	461	61	0	0
GRN Alfred Molison, Jr	15	1.04%	4	11	0	0	0
Write-In Totals	0	0.00%	0	0	0	0	0
Total Votes Cast	1,441	100.00%	239	1,067	132	3	0
Overvotes	0		0	0	0	0	0
Undervotes	41		10	26	5	0	0
Contest Totals	1,482		249	1,093	137	3	0

### Commissioner of Agriculture

Vote For 1

	TOTAL	VOTE %	Election Day	Early Voting	Ballot By Mail	Provisional Ballots	Limited Ballots
REP Sid Miller	808	56.23%	133	602	70	3	0
DEM Susan Hays	629	43.77%	108	464	57	0	0
Total Votes Cast	1,437	100.00%	241	1,066	127	3	0
Overvotes	0		0	0	0	0	0
Undervotes	45		8	27	10	0	0
Contest Totals	1,482		249	1,093	137	3	0

### Railroad Commissioner

Vote For 1

	TOTAL	VOTE %	Election Day	Early Voting	Ballot By Mail	Provisional Ballots	Limited Ballots
REP Wayne Christian	788	54.68%	132	589	64	3	0
DEM Luke Warford	600	41.64%	90	450	60	0	0
LIB Jaime Andres Diez	42	2.91%	14	25	3	0	0
GRN Hunter Wayne Crow	11	0.76%	5	6	0	0	0
Total Votes Cast	1,441	100.00%	241	1,070	127	3	0
Overvotes	0		0	0	0	0	0
Undervotes	41		8	23	10	0	0
Contest Totals	1,482		249	1,093	137	3	0

**PCT 049**

**Justice, Supreme Court, Place 3**

Vote For 1

	TOTAL	VOTE %	Election Day	Early Voting	Ballot By Mail	Provisional Ballots	Limited Ballots
REP Debra Lehrmann	813	57.01%	132	605	74	2	0
DEM Erin A. Nowell	587	41.16%	104	432	51	0	0
LIB Thomas Edward Oxford	26	1.82%	7	18	1	0	0
Total Votes Cast	1,426	100.00%	243	1,055	126	2	0
Overvotes	0		0	0	0	0	0
Undervotes	56		6	38	11	1	0
Contest Totals	1,482		249	1,093	137	3	0

**Justice, Supreme Court, Place 5**

Vote For 1

	TOTAL	VOTE %	Election Day	Early Voting	Ballot By Mail	Provisional Ballots	Limited Ballots
REP Rebeca Huddle	830	58.49%	134	617	77	2	0
DEM Amanda Reichel	589	41.51%	105	433	51	0	0
Total Votes Cast	1,419	100.00%	239	1,050	128	2	0
Overvotes	0		0	0	0	0	0
Undervotes	63		10	43	9	1	0
Contest Totals	1,482		249	1,093	137	3	0

**Justice, Supreme Court, Place 9**

Vote For 1

	TOTAL	VOTE %	Election Day	Early Voting	Ballot By Mail	Provisional Ballots	Limited Ballots
REP Evan Young	810	57.20%	135	598	75	2	0
DEM Julia Maldonado	606	42.80%	106	451	49	0	0
Total Votes Cast	1,416	100.00%	241	1,049	124	2	0
Overvotes	0		0	0	0	0	0
Undervotes	66		8	44	13	1	0
Contest Totals	1,482		249	1,093	137	3	0

**Judge, Court of Criminal Appeals, Place 5**

Vote For 1

	TOTAL	VOTE %	Election Day	Early Voting	Ballot By Mail	Provisional Ballots	Limited Ballots
REP Scott Walker	800	56.62%	132	598	68	2	0
DEM Dana Huffman	613	43.38%	105	452	56	0	0
Total Votes Cast	1,413	100.00%	237	1,050	124	2	0
Overvotes	0		0	0	0	0	0
Undervotes	69		12	43	13	1	0
Contest Totals	1,482		249	1,093	137	3	0

**PCT 049**

**Judge, Court of Criminal Appeals, Place 6**

Vote For 1

	TOTAL	VOTE %		Election Day	Early Voting	Ballot By Mail	Provisional Ballots	Limited Ballots
REP Jesse F. McClure, III	812	57.71%		135	606	69	2	0
DEM Robert Johnson	595	42.29%		102	440	53	0	0
Total Votes Cast	1,407	100.00%		237	1,046	122	2	0
Overvotes	0			0	0	0	0	0
Undervotes	75			12	47	15	1	0
Contest Totals	1,482			249	1,093	137	3	0

**Member, State Board of Education, District 12 CCD**

Vote For 1

	TOTAL	VOTE %		Election Day	Early Voting	Ballot By Mail	Provisional Ballots	Limited Ballots
REP Pam Little	784	55.13%		131	581	70	2	0
DEM Alex Cornwallis	594	41.77%		98	443	53	0	0
LIB Christy Mowrey	44	3.09%		10	31	3	0	0
Write-In Totals	0	0.00%		0	0	0	0	0
Total Votes Cast	1,422	100.00%		239	1,055	126	2	0
Overvotes	0			0	0	0	0	0
Undervotes	60			10	38	11	1	0
Contest Totals	1,482			249	1,093	137	3	0

**State Senator, District 8**

Vote For 1

	TOTAL	VOTE %		Election Day	Early Voting	Ballot By Mail	Provisional Ballots	Limited Ballots
REP Angela Paxton	743	52.10%		128	550	62	3	0
DEM Jonathan Cocks	634	44.46%		102	468	64	0	0
LIB Edward Kless	49	3.44%		10	34	5	0	0
Total Votes Cast	1,426	100.00%		240	1,052	131	3	0
Overvotes	0			0	0	0	0	0
Undervotes	56			9	41	6	0	0
Contest Totals	1,482			249	1,093	137	3	0

**State Representative, District 70**

Vote For 1

	TOTAL	VOTE %		Election Day	Early Voting	Ballot By Mail	Provisional Ballots	Limited Ballots
REP Jamee Jolly	802	56.36%		129	595	75	3	0
DEM Mihaela Elizabeth Plesa	621	43.64%		112	454	55	0	0
Total Votes Cast	1,423	100.00%		241	1,049	130	3	0
Overvotes	0			0	0	0	0	0
Undervotes	59			8	44	7	0	0
Contest Totals	1,482			249	1,093	137	3	0



## PCT 049

### Justice, 5th Court of Appeals District, Place 4

Vote For 1

	TOTAL	VOTE %	Election Day	Early Voting	Ballot By Mail	Provisional Ballots	Limited Ballots
REP Emily A. Miskel	809	57.58%	135	606	66	2	0
DEM Maricela Moore	596	42.42%	101	440	55	0	0
Total Votes Cast	1,405	100.00%	236	1,046	121	2	0
Overvotes	0		0	0	0	0	0
Undervotes	77		13	47	16	1	0
Contest Totals	1,482		249	1,093	137	3	0

### Justice, 5th Court of Appeals District, Place 7

Vote For 1

	TOTAL	VOTE %	Election Day	Early Voting	Ballot By Mail	Provisional Ballots	Limited Ballots
REP Kristina Williams	795	56.58%	129	602	62	2	0
DEM Nancy Kennedy	610	43.42%	108	441	61	0	0
Total Votes Cast	1,405	100.00%	237	1,043	123	2	0
Overvotes	0		0	0	0	0	0
Undervotes	77		12	50	14	1	0
Contest Totals	1,482		249	1,093	137	3	0

### County Judge CCD

Vote For 1

	TOTAL	VOTE %	Election Day	Early Voting	Ballot By Mail	Provisional Ballots	Limited Ballots
REP Chris Hill	808	57.18%	140	600	66	2	0
DEM Joshua Murray	605	42.82%	100	451	54	0	0
Total Votes Cast	1,413	100.00%	240	1,051	120	2	0
Overvotes	0		0	0	0	0	0
Undervotes	69		9	42	17	1	0
Contest Totals	1,482		249	1,093	137	3	0

### District Clerk CCD

Vote For 1

	TOTAL	VOTE %	Election Day	Early Voting	Ballot By Mail	Provisional Ballots	Limited Ballots
REP Mike Gould	808	57.47%	143	597	66	2	0
DEM David Brignac	598	42.53%	95	449	54	0	0
Total Votes Cast	1,406	100.00%	238	1,046	120	2	0
Overvotes	0		0	0	0	0	0
Undervotes	76		11	47	17	1	0
Contest Totals	1,482		249	1,093	137	3	0

**PCT 049**

**County Commissioner, Precinct 4**

Vote For 1

	TOTAL	VOTE %	Election Day	Early Voting	Ballot By Mail	Provisional Ballots	Limited Ballots
REP Duncan Webb	826	58.21%	141	612	71	2	0
DEM Jeffrey Williams	593	41.79%	96	444	53	0	0
Total Votes Cast	1,419	100.00%	237	1,056	124	2	0
Overvotes	0		0	0	0	0	0
Undervotes	63		12	37	13	1	0
Contest Totals	1,482		249	1,093	137	3	0

**Justice of the Peace, Precinct 3**

Vote For 1

	TOTAL	VOTE %	Election Day	Early Voting	Ballot By Mail	Provisional Ballots	Limited Ballots
REP Mike Missildine	814	58.31%	135	605	72	2	0
DEM Irvin Lynn Barrett	582	41.69%	95	438	49	0	0
Total Votes Cast	1,396	100.00%	230	1,043	121	2	0
Overvotes	0		0	0	0	0	0
Undervotes	86		19	50	16	1	0
Contest Totals	1,482		249	1,093	137	3	0

**Plano ISD - Proposition A**

Vote For 1

	TOTAL	VOTE %	Election Day	Early Voting	Ballot By Mail	Provisional Ballots	Limited Ballots
For	807	58.44%	119	608	78	2	0
Against	574	41.56%	112	418	43	1	0
Total Votes Cast	1,381	100.00%	231	1,026	121	3	0
Overvotes	0		0	0	0	0	0
Undervotes	101		18	67	16	0	0
Contest Totals	1,482		249	1,093	137	3	0

**Plano ISD - Proposition B**

Vote For 1

	TOTAL	VOTE %	Election Day	Early Voting	Ballot By Mail	Provisional Ballots	Limited Ballots
For	843	60.52%	126	636	78	3	0
Against	550	39.48%	107	400	43	0	0
Total Votes Cast	1,393	100.00%	233	1,036	121	3	0
Overvotes	0		0	0	0	0	0
Undervotes	89		16	57	16	0	0
Contest Totals	1,482		249	1,093	137	3	0

## PCT 049

### Plano ISD - Proposition C

Vote For 1

	TOTAL	VOTE %		Election Day	Early Voting	Ballot By Mail	Provisional Ballots	Limited Ballots
For	827	60.10%		131	616	77	3	0
Against	549	39.90%		99	409	41	0	0
Total Votes Cast	1,376	100.00%		230	1,025	118	3	0
Overvotes	0			0	0	0	0	0
Undervotes	106			19	68	19	0	0
Contest Totals	1,482			249	1,093	137	3	0

### Plano ISD - Proposition D

Vote For 1

	TOTAL	VOTE %		Election Day	Early Voting	Ballot By Mail	Provisional Ballots	Limited Ballots
For	728	52.68%		115	552	60	1	0
Against	654	47.32%		120	475	58	1	0
Total Votes Cast	1,382	100.00%		235	1,027	118	2	0
Overvotes	0			0	0	0	0	0
Undervotes	100			14	66	19	1	0
Contest Totals	1,482			249	1,093	137	3	0

### Plano ISD - Proposition E

Vote For 1

	TOTAL	VOTE %		Election Day	Early Voting	Ballot By Mail	Provisional Ballots	Limited Ballots
For	698	50.51%		110	526	60	2	0
Against	684	49.49%		123	500	60	1	0
Total Votes Cast	1,382	100.00%		233	1,026	120	3	0
Overvotes	0			0	0	0	0	0
Undervotes	100			16	67	17	0	0
Contest Totals	1,482			249	1,093	137	3	0

## PCT 050

### U. S. Representative, District 4

Vote For 1

	TOTAL	VOTE %	Election Day	Early Voting	Ballot By Mail	Provisional Ballots	Limited Ballots
REP Pat Fallon	440	38.50%	158	269	12	1	0
DEM Iro Omere	672	58.79%	221	427	22	2	0
LIB John Simmons	31	2.71%	17	13	1	0	0
Total Votes Cast	1,143	100.00%	396	709	35	3	0
Overvotes	0		0	0	0	0	0
Undervotes	31		15	15	1	0	0
Contest Totals	1,174		411	724	36	3	0

### Governor

Vote For 1

	TOTAL	VOTE %	Election Day	Early Voting	Ballot By Mail	Provisional Ballots	Limited Ballots
REP Greg Abbott	434	37.09%	156	267	10	1	0
DEM Beto O'Rourke	726	62.05%	247	452	25	2	0
LIB Mark Tippetts	6	0.51%	3	2	1	0	0
GRN Delilah Barrios	2	0.17%	1	1	0	0	0
Write-In Totals	2	0.17%	2	0	0	0	0
Total Votes Cast	1,170	100.00%	409	722	36	3	0
Overvotes	0		0	0	0	0	0
Undervotes	4		2	2	0	0	0
Contest Totals	1,174		411	724	36	3	0

### Lieutenant Governor

Vote For 1

	TOTAL	VOTE %	Election Day	Early Voting	Ballot By Mail	Provisional Ballots	Limited Ballots
REP Dan Patrick	432	37.47%	162	258	11	1	0
DEM Mike Collier	695	60.28%	225	443	25	2	0
LIB Shanna Steele	26	2.26%	13	13	0	0	0
Total Votes Cast	1,153	100.00%	400	714	36	3	0
Overvotes	0		0	0	0	0	0
Undervotes	21		11	10	0	0	0
Contest Totals	1,174		411	724	36	3	0

### Attorney General

Vote For 1

	TOTAL	VOTE %	Election Day	Early Voting	Ballot By Mail	Provisional Ballots	Limited Ballots
REP Ken Paxton	430	37.42%	160	259	11	0	0
DEM Rochelle Mercedes Garza	690	60.05%	228	436	24	2	0
LIB Mark Ash	29	2.52%	7	20	1	1	0
Total Votes Cast	1,149	100.00%	395	715	36	3	0
Overvotes	0		0	0	0	0	0
Undervotes	25		16	9	0	0	0
Contest Totals	1,174		411	724	36	3	0

## PCT 050

### Comptroller of Public Accounts

Vote For 1

	TOTAL	VOTE %	Election Day	Early Voting	Ballot By Mail	Provisional Ballots	Limited Ballots
REP Glenn Hegar	451	39.60%	167	271	12	1	0
DEM Janet T. Dudding	664	58.30%	215	424	23	2	0
LIB V. Alonzo Echevarria-Garza	24	2.11%	10	13	1	0	0
Total Votes Cast	1,139	100.00%	392	708	36	3	0
Overvotes	0		0	0	0	0	0
Undervotes	35		19	16	0	0	0
Contest Totals	1,174		411	724	36	3	0

### Commissioner of the General Land Office

Vote For 1

	TOTAL	VOTE %	Election Day	Early Voting	Ballot By Mail	Provisional Ballots	Limited Ballots
REP Dawn Buckingham	442	38.87%	163	266	12	1	0
DEM Jay Kleberg	676	59.45%	222	430	22	2	0
GRN Alfred Molison, Jr	18	1.58%	6	12	0	0	0
Write-In Totals	1	0.09%	1	0	0	0	0
Total Votes Cast	1,137	100.00%	392	708	34	3	0
Overvotes	0		0	0	0	0	0
Undervotes	37		19	16	2	0	0
Contest Totals	1,174		411	724	36	3	0

### Commissioner of Agriculture

Vote For 1

	TOTAL	VOTE %	Election Day	Early Voting	Ballot By Mail	Provisional Ballots	Limited Ballots
REP Sid Miller	442	38.98%	166	263	12	1	0
DEM Susan Hays	692	61.02%	224	443	23	2	0
Total Votes Cast	1,134	100.00%	390	706	35	3	0
Overvotes	0		0	0	0	0	0
Undervotes	40		21	18	1	0	0
Contest Totals	1,174		411	724	36	3	0

### Railroad Commissioner

Vote For 1

	TOTAL	VOTE %	Election Day	Early Voting	Ballot By Mail	Provisional Ballots	Limited Ballots
REP Wayne Christian	434	38.00%	160	263	10	1	0
DEM Luke Warford	656	57.44%	210	421	23	2	0
LIB Jaime Andres Diez	38	3.33%	17	18	3	0	0
GRN Hunter Wayne Crow	14	1.23%	5	9	0	0	0
Total Votes Cast	1,142	100.00%	392	711	36	3	0
Overvotes	0		0	0	0	0	0
Undervotes	32		19	13	0	0	0
Contest Totals	1,174		411	724	36	3	0

**PCT 050**

**Justice, Supreme Court, Place 3**

Vote For 1

	TOTAL	VOTE %	Election Day	Early Voting	Ballot By Mail	Provisional Ballots	Limited Ballots
REP Debra Lehrmann	438	38.49%	160	266	11	1	0
DEM Erin A. Nowell	676	59.40%	221	429	24	2	0
LIB Thomas Edward Oxford	24	2.11%	10	13	1	0	0
Total Votes Cast	1,138	100.00%	391	708	36	3	0
Overvotes	0		0	0	0	0	0
Undervotes	36		20	16	0	0	0
Contest Totals	1,174		411	724	36	3	0

**Justice, Supreme Court, Place 5**

Vote For 1

	TOTAL	VOTE %	Election Day	Early Voting	Ballot By Mail	Provisional Ballots	Limited Ballots
REP Rebeca Huddle	449	39.63%	169	268	11	1	0
DEM Amanda Reichel	684	60.37%	220	439	23	2	0
Total Votes Cast	1,133	100.00%	389	707	34	3	0
Overvotes	0		0	0	0	0	0
Undervotes	41		22	17	2	0	0
Contest Totals	1,174		411	724	36	3	0

**Justice, Supreme Court, Place 9**

Vote For 1

	TOTAL	VOTE %	Election Day	Early Voting	Ballot By Mail	Provisional Ballots	Limited Ballots
REP Evan Young	432	38.26%	157	263	11	1	0
DEM Julia Maldonado	697	61.74%	229	442	24	2	0
Total Votes Cast	1,129	100.00%	386	705	35	3	0
Overvotes	0		0	0	0	0	0
Undervotes	45		25	19	1	0	0
Contest Totals	1,174		411	724	36	3	0

**Judge, Court of Criminal Appeals, Place 5**

Vote For 1

	TOTAL	VOTE %	Election Day	Early Voting	Ballot By Mail	Provisional Ballots	Limited Ballots
REP Scott Walker	439	38.95%	160	265	13	1	0
DEM Dana Huffman	688	61.05%	228	436	22	2	0
Total Votes Cast	1,127	100.00%	388	701	35	3	0
Overvotes	0		0	0	0	0	0
Undervotes	47		23	23	1	0	0
Contest Totals	1,174		411	724	36	3	0

**PCT 050**

**Judge, Court of Criminal Appeals, Place 6**

Vote For 1

	TOTAL	VOTE %	Election Day	Early Voting	Ballot By Mail	Provisional Ballots	Limited Ballots
REP Jesse F. McClure, III	446	39.64%	162	269	14	1	0
DEM Robert Johnson	679	60.36%	224	432	21	2	0
Total Votes Cast	1,125	100.00%	386	701	35	3	0
Overvotes	0		0	0	0	0	0
Undervotes	49		25	23	1	0	0
Contest Totals	1,174		411	724	36	3	0

**Member, State Board of Education, District 12 CCD**

Vote For 1

	TOTAL	VOTE %	Election Day	Early Voting	Ballot By Mail	Provisional Ballots	Limited Ballots
REP Pam Little	431	38.04%	154	264	12	1	0
DEM Alex Cornwallis	655	57.81%	215	416	22	2	0
LIB Christy Mowrey	45	3.97%	18	25	2	0	0
Write-In Totals	2	0.18%	2	0	0	0	0
Total Votes Cast	1,133	100.00%	389	705	36	3	0
Overvotes	0		0	0	0	0	0
Undervotes	41		22	19	0	0	0
Contest Totals	1,174		411	724	36	3	0

**State Senator, District 8**

Vote For 1

	TOTAL	VOTE %	Election Day	Early Voting	Ballot By Mail	Provisional Ballots	Limited Ballots
REP Angela Paxton	430	37.92%	161	258	10	1	0
DEM Jonathan Cocks	677	59.70%	222	427	26	2	0
LIB Edward Kless	27	2.38%	9	18	0	0	0
Total Votes Cast	1,134	100.00%	392	703	36	3	0
Overvotes	0		0	0	0	0	0
Undervotes	40		19	21	0	0	0
Contest Totals	1,174		411	724	36	3	0

**Justice, 5th Court of Appeals District, Place 4**

Vote For 1

	TOTAL	VOTE %	Election Day	Early Voting	Ballot By Mail	Provisional Ballots	Limited Ballots
REP Emily A. Miskel	445	39.49%	164	267	13	1	0
DEM Maricela Moore	682	60.51%	221	437	22	2	0
Total Votes Cast	1,127	100.00%	385	704	35	3	0
Overvotes	0		0	0	0	0	0
Undervotes	47		26	20	1	0	0
Contest Totals	1,174		411	724	36	3	0

## PCT 050

### Justice, 5th Court of Appeals District, Place 7

Vote For 1

	TOTAL	VOTE %	Election Day	Early Voting	Ballot By Mail	Provisional Ballots	Limited Ballots
REP Kristina Williams	441	39.17%	159	270	11	1	0
DEM Nancy Kennedy	685	60.83%	226	435	22	2	0
Total Votes Cast	1,126	100.00%	385	705	33	3	0
Overvotes	0		0	0	0	0	0
Undervotes	48		26	19	3	0	0
Contest Totals	1,174		411	724	36	3	0

### County Judge CCD

Vote For 1

	TOTAL	VOTE %	Election Day	Early Voting	Ballot By Mail	Provisional Ballots	Limited Ballots
REP Chris Hill	444	39.36%	159	274	10	1	0
DEM Joshua Murray	684	60.64%	226	432	24	2	0
Total Votes Cast	1,128	100.00%	385	706	34	3	0
Overvotes	0		0	0	0	0	0
Undervotes	46		26	18	2	0	0
Contest Totals	1,174		411	724	36	3	0

### District Clerk CCD

Vote For 1

	TOTAL	VOTE %	Election Day	Early Voting	Ballot By Mail	Provisional Ballots	Limited Ballots
REP Mike Gould	457	40.77%	169	274	13	1	0
DEM David Brignac	664	59.23%	214	426	22	2	0
Total Votes Cast	1,121	100.00%	383	700	35	3	0
Overvotes	0		0	0	0	0	0
Undervotes	53		28	24	1	0	0
Contest Totals	1,174		411	724	36	3	0

### Justice of the Peace, Precinct 3

Vote For 1

	TOTAL	VOTE %	Election Day	Early Voting	Ballot By Mail	Provisional Ballots	Limited Ballots
REP Mike Missildine	439	39.27%	157	270	11	1	0
DEM Irvin Lynn Barrett	679	60.73%	222	433	22	2	0
Total Votes Cast	1,118	100.00%	379	703	33	3	0
Overvotes	0		0	0	0	0	0
Undervotes	56		32	21	3	0	0
Contest Totals	1,174		411	724	36	3	0



## PCT 050

### Plano ISD - Proposition A

Vote For 1

	TOTAL	VOTE %		Election Day	Early Voting	Ballot By Mail	Provisional Ballots	Limited Ballots
For	582	53.35%	<div style="width: 53.35%;"><div style="width: 53.35%;"></div></div>	201	360	19	2	0
Against	509	46.65%	<div style="width: 46.65%;"><div style="width: 46.65%;"></div></div>	184	309	15	1	0
Total Votes Cast	1,091	100.00%	<div style="width: 100.00%;"><div style="width: 100.00%;"></div></div>	385	669	34	3	0
Overvotes	0			0	0	0	0	0
Undervotes	83			26	55	2	0	0
Contest Totals	1,174			411	724	36	3	0

### Plano ISD - Proposition B

Vote For 1

	TOTAL	VOTE %		Election Day	Early Voting	Ballot By Mail	Provisional Ballots	Limited Ballots
For	623	56.90%	<div style="width: 56.90%;"><div style="width: 56.90%;"></div></div>	219	383	18	3	0
Against	472	43.10%	<div style="width: 43.10%;"><div style="width: 43.10%;"></div></div>	165	291	16	0	0
Total Votes Cast	1,095	100.00%	<div style="width: 100.00%;"><div style="width: 100.00%;"></div></div>	384	674	34	3	0
Overvotes	0			0	0	0	0	0
Undervotes	79			27	50	2	0	0
Contest Totals	1,174			411	724	36	3	0

### Plano ISD - Proposition C

Vote For 1

	TOTAL	VOTE %		Election Day	Early Voting	Ballot By Mail	Provisional Ballots	Limited Ballots
For	621	56.87%	<div style="width: 56.87%;"><div style="width: 56.87%;"></div></div>	221	378	19	3	0
Against	471	43.13%	<div style="width: 43.13%;"><div style="width: 43.13%;"></div></div>	162	294	15	0	0
Total Votes Cast	1,092	100.00%	<div style="width: 100.00%;"><div style="width: 100.00%;"></div></div>	383	672	34	3	0
Overvotes	0			0	0	0	0	0
Undervotes	82			28	52	2	0	0
Contest Totals	1,174			411	724	36	3	0

### Plano ISD - Proposition D




Vote For 1

	TOTAL	VOTE %		Election Day	Early Voting	Ballot By Mail	Provisional Ballots	Limited Ballots
For	562	51.51%	<div style="width: 51.51%;"><div style="width: 51.51%;"></div></div>	211	332	17	2	0
Against	529	48.49%	<div style="width: 48.49%;"><div style="width: 48.49%;"></div></div>	171	341	16	1	0
Total Votes Cast	1,091	100.00%	<div style="width: 100.00%;"><div style="width: 100.00%;"></div></div>	382	673	33	3	0
Overvotes	0			0	0	0	0	0
Undervotes	83			29	51	3	0	0
Contest Totals	1,174			411	724	36	3	0

## PCT 050

### Plano ISD - Proposition E

Vote For 1

	TOTAL	VOTE %		Election Day	Early Voting	Ballot By Mail	Provisional Ballots	Limited Ballots
For	479	44.15%		179	288	11	1	0
Against	606	55.85%		202	379	23	2	0
Total Votes Cast	1,085	100.00%		381	667	34	3	0
Overvotes	0			0	0	0	0	0
Undervotes	89			30	57	2	0	0
Contest Totals	1,174			411	724	36	3	0

## PCT 051

### U. S. Representative, District 32

Vote For 1

	TOTAL	VOTE %		Election Day	Early Voting	Ballot By Mail	Provisional Ballots	Limited Ballots
REP Antonio Swad	258	41.02%	<div style="width: 41.02%;"><div style="width: 41.02%;"></div></div>	99	153	6	0	0
DEM Colin Allred	371	58.98%	<div style="width: 58.98%;"><div style="width: 58.98%;"></div></div>	123	232	15	1	0
Total Votes Cast	629	100.00%	<div style="width: 100.00%;"><div style="width: 100.00%;"></div></div>	222	385	21	1	0
Overvotes	0			0	0	0	0	0
Undervotes	16			9	7	0	0	0
Contest Totals	645			231	392	21	1	0

### Governor

Vote For 1

	TOTAL	VOTE %		Election Day	Early Voting	Ballot By Mail	Provisional Ballots	Limited Ballots
REP Greg Abbott	253	39.29%	<div style="width: 39.29%;"><div style="width: 39.29%;"></div></div>	96	151	6	0	0
DEM Beto O'Rourke	384	59.63%	<div style="width: 59.63%;"><div style="width: 59.63%;"></div></div>	131	237	15	1	0
LIB Mark Tippetts	6	0.93%	<div style="width: 0.93%;"><div style="width: 0.93%;"></div></div>	3	3	0	0	0
GRN Delilah Barrios	1	0.16%	<div style="width: 0.16%;"><div style="width: 0.16%;"></div></div>	0	1	0	0	0
Write-In Totals	0	0.00%	<div style="width: 0.00%;"><div style="width: 0.00%;"></div></div>	0	0	0	0	0
Total Votes Cast	644	100.00%	<div style="width: 100.00%;"><div style="width: 100.00%;"></div></div>	230	392	21	1	0
Overvotes	0			0	0	0	0	0
Undervotes	1			1	0	0	0	0
Contest Totals	645			231	392	21	1	0

### Lieutenant Governor

Vote For 1

	TOTAL	VOTE %		Election Day	Early Voting	Ballot By Mail	Provisional Ballots	Limited Ballots
REP Dan Patrick	251	39.53%	<div style="width: 39.53%;"><div style="width: 39.53%;"></div></div>	96	149	6	0	0
DEM Mike Collier	367	57.80%	<div style="width: 57.80%;"><div style="width: 57.80%;"></div></div>	119	232	15	1	0
LIB Shanna Steele	17	2.68%	<div style="width: 2.68%;"><div style="width: 2.68%;"></div></div>	11	6	0	0	0
Total Votes Cast	635	100.00%	<div style="width: 100.00%;"><div style="width: 100.00%;"></div></div>	226	387	21	1	0
Overvotes	0			0	0	0	0	0
Undervotes	10			5	5	0	0	0
Contest Totals	645			231	392	21	1	0

### Attorney General

Vote For 1

	TOTAL	VOTE %		Election Day	Early Voting	Ballot By Mail	Provisional Ballots	Limited Ballots
REP Ken Paxton	237	37.56%	<div style="width: 37.56%;"><div style="width: 37.56%;"></div></div>	93	138	6	0	0
DEM Rochelle Mercedes Garza	370	58.64%	<div style="width: 58.64%;"><div style="width: 58.64%;"></div></div>	123	231	15	1	0
LIB Mark Ash	24	3.80%	<div style="width: 3.80%;"><div style="width: 3.80%;"></div></div>	10	14	0	0	0
Total Votes Cast	631	100.00%	<div style="width: 100.00%;"><div style="width: 100.00%;"></div></div>	226	383	21	1	0
Overvotes	0			0	0	0	0	0
Undervotes	14			5	9	0	0	0
Contest Totals	645			231	392	21	1	0

**PCT 051**

**Comptroller of Public Accounts**

Vote For 1

	TOTAL	VOTE %	Election Day	Early Voting	Ballot By Mail	Provisional Ballots	Limited Ballots
REP Glenn Hegar	256	40.70%	92	156	8	0	0
DEM Janet T. Dudding	346	55.01%	117	215	13	1	0
LIB V. Alonzo Echevarria-Garza	27	4.29%	14	13	0	0	0
Total Votes Cast	629	100.00%	223	384	21	1	0
Overvotes	0		0	0	0	0	0
Undervotes	16		8	8	0	0	0
Contest Totals	645		231	392	21	1	0

**Commissioner of the General Land Office**

Vote For 1

	TOTAL	VOTE %	Election Day	Early Voting	Ballot By Mail	Provisional Ballots	Limited Ballots
REP Dawn Buckingham	257	40.99%	100	151	6	0	0
DEM Jay Kleberg	357	56.94%	118	225	13	1	0
GRN Alfred Molison, Jr	12	1.91%	6	6	0	0	0
Write-In Totals	2	0.32%	0	2	0	0	0
Total Votes Cast	627	100.00%	224	383	19	1	0
Overvotes	0		0	0	0	0	0
Undervotes	18		7	9	2	0	0
Contest Totals	645		231	392	21	1	0

**Commissioner of Agriculture**

Vote For 1

	TOTAL	VOTE %	Election Day	Early Voting	Ballot By Mail	Provisional Ballots	Limited Ballots
REP Sid Miller	259	41.37%	97	154	8	0	0
DEM Susan Hays	367	58.63%	127	226	13	1	0
Total Votes Cast	626	100.00%	224	380	21	1	0
Overvotes	0		0	0	0	0	0
Undervotes	19		7	12	0	0	0
Contest Totals	645		231	392	21	1	0

**Railroad Commissioner**

Vote For 1

	TOTAL	VOTE %	Election Day	Early Voting	Ballot By Mail	Provisional Ballots	Limited Ballots
REP Wayne Christian	253	40.54%	95	152	6	0	0
DEM Luke Warford	341	54.65%	113	214	13	1	0
LIB Jaime Andres Diez	21	3.37%	12	9	0	0	0
GRN Hunter Wayne Crow	9	1.44%	3	6	0	0	0
Total Votes Cast	624	100.00%	223	381	19	1	0
Overvotes	0		0	0	0	0	0
Undervotes	21		8	11	2	0	0
Contest Totals	645		231	392	21	1	0

**PCT 051**

**Justice, Supreme Court, Place 3**

Vote For 1

	TOTAL	VOTE %	Election Day	Early Voting	Ballot By Mail	Provisional Ballots	Limited Ballots
REP Debra Lehrmann	259	41.31%	95	156	8	0	0
DEM Erin A. Nowell	362	57.74%	126	222	13	1	0
LIB Thomas Edward Oxford	6	0.96%	2	4	0	0	0
Total Votes Cast	627	100.00%	223	382	21	1	0
Overvotes	0		0	0	0	0	0
Undervotes	18		8	10	0	0	0
Contest Totals	645		231	392	21	1	0

**Justice, Supreme Court, Place 5**

Vote For 1

	TOTAL	VOTE %	Election Day	Early Voting	Ballot By Mail	Provisional Ballots	Limited Ballots
REP Rebeca Huddle	259	41.71%	97	154	8	0	0
DEM Amanda Reichel	362	58.29%	125	224	12	1	0
Total Votes Cast	621	100.00%	222	378	20	1	0
Overvotes	0		0	0	0	0	0
Undervotes	24		9	14	1	0	0
Contest Totals	645		231	392	21	1	0

**Justice, Supreme Court, Place 9**

Vote For 1

	TOTAL	VOTE %	Election Day	Early Voting	Ballot By Mail	Provisional Ballots	Limited Ballots
REP Evan Young	255	40.80%	97	150	8	0	0
DEM Julia Maldonado	370	59.20%	130	226	13	1	0
Total Votes Cast	625	100.00%	227	376	21	1	0
Overvotes	0		0	0	0	0	0
Undervotes	20		4	16	0	0	0
Contest Totals	645		231	392	21	1	0

**Judge, Court of Criminal Appeals, Place 5**

Vote For 1

	TOTAL	VOTE %	Election Day	Early Voting	Ballot By Mail	Provisional Ballots	Limited Ballots
REP Scott Walker	254	40.90%	98	150	6	0	0
DEM Dana Huffman	367	59.10%	126	227	13	1	0
Total Votes Cast	621	100.00%	224	377	19	1	0
Overvotes	0		0	0	0	0	0
Undervotes	24		7	15	2	0	0
Contest Totals	645		231	392	21	1	0

## PCT 051

### Judge, Court of Criminal Appeals, Place 6

Vote For 1

	TOTAL	VOTE %		Election Day	Early Voting	Ballot By Mail	Provisional Ballots	Limited Ballots
REP Jesse F. McClure, III	254	40.71%	<div style="width: 40.71%;"><div style="width: 40.71%;"></div></div>	96	152	6	0	0
DEM Robert Johnson	370	59.29%	<div style="width: 59.29%;"><div style="width: 59.29%;"></div></div>	131	225	13	1	0
Total Votes Cast	624	100.00%	<div style="width: 100%;"><div style="width: 100%;"></div></div>	227	377	19	1	0
Overvotes	0			0	0	0	0	0
Undervotes	21			4	15	2	0	0
Contest Totals	645			231	392	21	1	0

### Member, State Board of Education, District 12 CCD

Vote For 1

	TOTAL	VOTE %		Election Day	Early Voting	Ballot By Mail	Provisional Ballots	Limited Ballots
REP Pam Little	249	39.71%	<div style="width: 39.71%;"><div style="width: 39.71%;"></div></div>	93	150	6	0	0
DEM Alex Cornwallis	358	57.10%	<div style="width: 57.10%;"><div style="width: 57.10%;"></div></div>	127	217	13	1	0
LIB Christy Mowrey	20	3.19%	<div style="width: 3.19%;"><div style="width: 3.19%;"></div></div>	6	14	0	0	0
Write-In Totals	0	0.00%	<div style="width: 0%;"><div style="width: 0%;"></div></div>	0	0	0	0	0
Total Votes Cast	627	100.00%	<div style="width: 100%;"><div style="width: 100%;"></div></div>	226	381	19	1	0
Overvotes	0			0	0	0	0	0
Undervotes	18			5	11	2	0	0
Contest Totals	645			231	392	21	1	0

### State Senator, District 8

Vote For 1

	TOTAL	VOTE %		Election Day	Early Voting	Ballot By Mail	Provisional Ballots	Limited Ballots
REP Angela Paxton	240	38.22%	<div style="width: 38.22%;"><div style="width: 38.22%;"></div></div>	93	141	6	0	0
DEM Jonathan Cocks	368	58.60%	<div style="width: 58.60%;"><div style="width: 58.60%;"></div></div>	120	232	15	1	0
LIB Edward Kless	20	3.18%	<div style="width: 3.18%;"><div style="width: 3.18%;"></div></div>	11	9	0	0	0
Total Votes Cast	628	100.00%	<div style="width: 100%;"><div style="width: 100%;"></div></div>	224	382	21	1	0
Overvotes	0			0	0	0	0	0
Undervotes	17			7	10	0	0	0
Contest Totals	645			231	392	21	1	0

### Justice, 5th Court of Appeals District, Place 4

Vote For 1

	TOTAL	VOTE %		Election Day	Early Voting	Ballot By Mail	Provisional Ballots	Limited Ballots
REP Emily A. Miskel	256	41.22%	<div style="width: 41.22%;"><div style="width: 41.22%;"></div></div>	100	150	6	0	0
DEM Maricela Moore	365	58.78%	<div style="width: 58.78%;"><div style="width: 58.78%;"></div></div>	126	225	13	1	0
Total Votes Cast	621	100.00%	<div style="width: 100%;"><div style="width: 100%;"></div></div>	226	375	19	1	0
Overvotes	0			0	0	0	0	0
Undervotes	24			5	17	2	0	0
Contest Totals	645			231	392	21	1	0

## PCT 051

### Justice, 5th Court of Appeals District, Place 7

Vote For 1

	TOTAL	VOTE %	Election Day	Early Voting	Ballot By Mail	Provisional Ballots	Limited Ballots
REP Kristina Williams	249	40.55%	96	147	6	0	0
DEM Nancy Kennedy	365	59.45%	125	227	12	1	0
Total Votes Cast	614	100.00%	221	374	18	1	0
Overvotes	0		0	0	0	0	0
Undervotes	31		10	18	3	0	0
Contest Totals	645		231	392	21	1	0

### County Judge CCD

Vote For 1

	TOTAL	VOTE %	Election Day	Early Voting	Ballot By Mail	Provisional Ballots	Limited Ballots
REP Chris Hill	264	42.51%	102	155	7	0	0
DEM Joshua Murray	357	57.49%	121	222	13	1	0
Total Votes Cast	621	100.00%	223	377	20	1	0
Overvotes	0		0	0	0	0	0
Undervotes	24		8	15	1	0	0
Contest Totals	645		231	392	21	1	0

### District Clerk CCD

Vote For 1

	TOTAL	VOTE %	Election Day	Early Voting	Ballot By Mail	Provisional Ballots	Limited Ballots
REP Mike Gould	258	41.95%	99	153	6	0	0
DEM David Brignac	357	58.05%	122	222	12	1	0
Total Votes Cast	615	100.00%	221	375	18	1	0
Overvotes	0		0	0	0	0	0
Undervotes	30		10	17	3	0	0
Contest Totals	645		231	392	21	1	0

### Justice of the Peace, Precinct 3

Vote For 1

	TOTAL	VOTE %	Election Day	Early Voting	Ballot By Mail	Provisional Ballots	Limited Ballots
REP Mike Missildine	259	42.05%	97	156	6	0	0
DEM Irvin Lynn Barrett	357	57.95%	124	219	13	1	0
Total Votes Cast	616	100.00%	221	375	19	1	0
Overvotes	0		0	0	0	0	0
Undervotes	29		10	17	2	0	0
Contest Totals	645		231	392	21	1	0

## PCT 051

### Plano ISD - Proposition A

Vote For 1

	TOTAL	VOTE %		Election Day	Early Voting	Ballot By Mail	Provisional Ballots	Limited Ballots
For	282	48.37%	<div style="width: 48.37%;"><div style="width: 48.37%;"></div></div>	103	170	9	0	0
Against	301	51.63%	<div style="width: 51.63%;"><div style="width: 51.63%;"></div></div>	105	185	10	1	0
Total Votes Cast	583	100.00%	<div style="width: 100.00%;"><div style="width: 100.00%;"></div></div>	208	355	19	1	0
Overvotes	0			0	0	0	0	0
Undervotes	62			23	37	2	0	0
Contest Totals	645			231	392	21	1	0

### Plano ISD - Proposition B

Vote For 1

	TOTAL	VOTE %		Election Day	Early Voting	Ballot By Mail	Provisional Ballots	Limited Ballots
For	329	55.29%	<div style="width: 55.29%;"><div style="width: 55.29%;"></div></div>	127	194	8	0	0
Against	266	44.71%	<div style="width: 44.71%;"><div style="width: 44.71%;"></div></div>	84	171	10	1	0
Total Votes Cast	595	100.00%	<div style="width: 100.00%;"><div style="width: 100.00%;"></div></div>	211	365	18	1	0
Overvotes	0			0	0	0	0	0
Undervotes	50			20	27	3	0	0
Contest Totals	645			231	392	21	1	0

### Plano ISD - Proposition C

Vote For 1

	TOTAL	VOTE %		Election Day	Early Voting	Ballot By Mail	Provisional Ballots	Limited Ballots
For	324	54.55%	<div style="width: 54.55%;"><div style="width: 54.55%;"></div></div>	119	197	8	0	0
Against	270	45.45%	<div style="width: 45.45%;"><div style="width: 45.45%;"></div></div>	92	166	11	1	0
Total Votes Cast	594	100.00%	<div style="width: 100.00%;"><div style="width: 100.00%;"></div></div>	211	363	19	1	0
Overvotes	0			0	0	0	0	0
Undervotes	51			20	29	2	0	0
Contest Totals	645			231	392	21	1	0

### Plano ISD - Proposition D

Vote For 1

	TOTAL	VOTE %		Election Day	Early Voting	Ballot By Mail	Provisional Ballots	Limited Ballots
For	282	47.72%	<div style="width: 47.72%;"><div style="width: 47.72%;"></div></div>	112	162	8	0	0
Against	309	52.28%	<div style="width: 52.28%;"><div style="width: 52.28%;"></div></div>	100	198	10	1	0
Total Votes Cast	591	100.00%	<div style="width: 100.00%;"><div style="width: 100.00%;"></div></div>	212	360	18	1	0
Overvotes	0			0	0	0	0	0
Undervotes	54			19	32	3	0	0
Contest Totals	645			231	392	21	1	0



## PCT 051

### Plano ISD - Proposition E

Vote For 1

	TOTAL	VOTE %		Election Day	Early Voting	Ballot By Mail	Provisional Ballots	Limited Ballots
For	247	41.72%		96	145	6	0	0
Against	345	58.28%		115	217	12	1	0
Total Votes Cast	592	100.00%		211	362	18	1	0
Overvotes	0			0	0	0	0	0
Undervotes	53			20	30	3	0	0
Contest Totals	645			231	392	21	1	0

## PCT 052

### U. S. Representative, District 32

Vote For 1

	TOTAL	VOTE %	Election Day	Early Voting	Ballot By Mail	Provisional Ballots	Limited Ballots
REP Antonio Swad	691	39.44%	314	356	20	1	0
DEM Colin Allred	1,061	60.56%	454	584	21	2	0
Total Votes Cast	1,752	100.00%	768	940	41	3	0
Overvotes	0		0	0	0	0	0
Undervotes	37		18	19	0	0	0
Contest Totals	1,789		786	959	41	3	0

### Governor

Vote For 1

	TOTAL	VOTE %	Election Day	Early Voting	Ballot By Mail	Provisional Ballots	Limited Ballots
REP Greg Abbott	667	37.49%	285	359	21	2	0
DEM Beto O'Rourke	1,077	60.54%	472	584	20	1	0
LIB Mark Tippetts	25	1.41%	15	10	0	0	0
GRN Delilah Barrios	8	0.45%	6	2	0	0	0
Write-In Totals	2	0.11%	1	1	0	0	0
Total Votes Cast	1,779	100.00%	779	956	41	3	0
Overvotes	0		0	0	0	0	0
Undervotes	10		7	3	0	0	0
Contest Totals	1,789		786	959	41	3	0

### Lieutenant Governor

Vote For 1

	TOTAL	VOTE %	Election Day	Early Voting	Ballot By Mail	Provisional Ballots	Limited Ballots
REP Dan Patrick	654	37.20%	285	348	20	1	0
DEM Mike Collier	1,050	59.73%	451	577	20	2	0
LIB Shanna Steele	54	3.07%	36	18	0	0	0
Total Votes Cast	1,758	100.00%	772	943	40	3	0
Overvotes	0		0	0	0	0	0
Undervotes	31		14	16	1	0	0
Contest Totals	1,789		786	959	41	3	0

### Attorney General

Vote For 1

	TOTAL	VOTE %	Election Day	Early Voting	Ballot By Mail	Provisional Ballots	Limited Ballots
REP Ken Paxton	662	37.72%	297	345	19	1	0
DEM Rochelle Mercedes Garza	1,050	59.83%	452	576	20	2	0
LIB Mark Ash	43	2.45%	25	18	0	0	0
Total Votes Cast	1,755	100.00%	774	939	39	3	0
Overvotes	0		0	0	0	0	0
Undervotes	34		12	20	2	0	0
Contest Totals	1,789		786	959	41	3	0

**PCT 052**

**Comptroller of Public Accounts**

Vote For 1

	TOTAL	VOTE %	Election Day	Early Voting	Ballot By Mail	Provisional Ballots	Limited Ballots
REP Glenn Hegar	700	40.37%	300	377	21	2	0
DEM Janet T. Dudding	994	57.32%	433	542	18	1	0
LIB V. Alonzo Echevarria-Garza	40	2.31%	26	14	0	0	0
Total Votes Cast	1,734	100.00%	759	933	39	3	0
Overvotes	0		0	0	0	0	0
Undervotes	55		27	26	2	0	0
Contest Totals	1,789		786	959	41	3	0

**Commissioner of the General Land Office**

Vote For 1

	TOTAL	VOTE %	Election Day	Early Voting	Ballot By Mail	Provisional Ballots	Limited Ballots
REP Dawn Buckingham	698	40.37%	301	374	21	2	0
DEM Jay Kleberg	999	57.78%	431	548	19	1	0
GRN Alfred Molison, Jr	31	1.79%	20	11	0	0	0
Write-In Totals	1	0.06%	1	0	0	0	0
Total Votes Cast	1,729	100.00%	753	933	40	3	0
Overvotes	0		0	0	0	0	0
Undervotes	60		33	26	1	0	0
Contest Totals	1,789		786	959	41	3	0

**Commissioner of Agriculture**

Vote For 1

	TOTAL	VOTE %	Election Day	Early Voting	Ballot By Mail	Provisional Ballots	Limited Ballots
REP Sid Miller	703	40.68%	304	377	20	2	0
DEM Susan Hays	1,025	59.32%	449	557	18	1	0
Total Votes Cast	1,728	100.00%	753	934	38	3	0
Overvotes	0		0	0	0	0	0
Undervotes	61		33	25	3	0	0
Contest Totals	1,789		786	959	41	3	0

**Railroad Commissioner**

Vote For 1

	TOTAL	VOTE %	Election Day	Early Voting	Ballot By Mail	Provisional Ballots	Limited Ballots
REP Wayne Christian	677	39.25%	289	365	21	2	0
DEM Luke Warford	969	56.17%	418	532	18	1	0
LIB Jaime Andres Diez	48	2.78%	30	18	0	0	0
GRN Hunter Wayne Crow	31	1.80%	17	14	0	0	0
Total Votes Cast	1,725	100.00%	754	929	39	3	0
Overvotes	0		0	0	0	0	0
Undervotes	64		32	30	2	0	0
Contest Totals	1,789		786	959	41	3	0

## PCT 052

### Justice, Supreme Court, Place 3

Vote For 1

	TOTAL	VOTE %		Election Day	Early Voting	Ballot By Mail	Provisional Ballots	Limited Ballots
REP Debra Lehrmann	688	39.49%	<div style="width: 39.49%;"><div style="width: 39.49%;"></div></div>	304	361	21	2	0
DEM Erin A. Nowell	1,019	58.50%	<div style="width: 58.50%;"><div style="width: 58.50%;"></div></div>	439	559	20	1	0
LIB Thomas Edward Oxford	35	2.01%	<div style="width: 2.01%;"><div style="width: 2.01%;"></div></div>	24	11	0	0	0
Total Votes Cast	1,742	100.00%	<div style="width: 100.00%;"><div style="width: 100.00%;"></div></div>	767	931	41	3	0
Overvotes	0			0	0	0	0	0
Undervotes	47			19	28	0	0	0
Contest Totals	1,789			786	959	41	3	0

### Justice, Supreme Court, Place 5

Vote For 1

	TOTAL	VOTE %		Election Day	Early Voting	Ballot By Mail	Provisional Ballots	Limited Ballots
REP Rebeca Huddle	699	40.43%	<div style="width: 40.43%;"><div style="width: 40.43%;"></div></div>	311	365	21	2	0
DEM Amanda Reichel	1,030	59.57%	<div style="width: 59.57%;"><div style="width: 59.57%;"></div></div>	449	560	20	1	0
Total Votes Cast	1,729	100.00%	<div style="width: 100.00%;"><div style="width: 100.00%;"></div></div>	760	925	41	3	0
Overvotes	0			0	0	0	0	0
Undervotes	60			26	34	0	0	0
Contest Totals	1,789			786	959	41	3	0

### Justice, Supreme Court, Place 9

Vote For 1

	TOTAL	VOTE %		Election Day	Early Voting	Ballot By Mail	Provisional Ballots	Limited Ballots
REP Evan Young	692	40.05%	<div style="width: 40.05%;"><div style="width: 40.05%;"></div></div>	307	362	21	2	0
DEM Julia Maldonado	1,036	59.95%	<div style="width: 59.95%;"><div style="width: 59.95%;"></div></div>	452	563	20	1	0
Total Votes Cast	1,728	100.00%	<div style="width: 100.00%;"><div style="width: 100.00%;"></div></div>	759	925	41	3	0
Overvotes	0			0	0	0	0	0
Undervotes	61			27	34	0	0	0
Contest Totals	1,789			786	959	41	3	0

### Judge, Court of Criminal Appeals, Place 5

Vote For 1

	TOTAL	VOTE %		Election Day	Early Voting	Ballot By Mail	Provisional Ballots	Limited Ballots
REP Scott Walker	690	39.93%	<div style="width: 39.93%;"><div style="width: 39.93%;"></div></div>	303	364	21	2	0
DEM Dana Huffman	1,038	60.07%	<div style="width: 60.07%;"><div style="width: 60.07%;"></div></div>	456	562	19	1	0
Total Votes Cast	1,728	100.00%	<div style="width: 100.00%;"><div style="width: 100.00%;"></div></div>	759	926	40	3	0
Overvotes	0			0	0	0	0	0
Undervotes	61			27	33	1	0	0
Contest Totals	1,789			786	959	41	3	0

## PCT 052

### Judge, Court of Criminal Appeals, Place 6

Vote For 1

	TOTAL	VOTE %		Election Day	Early Voting	Ballot By Mail	Provisional Ballots	Limited Ballots
REP Jesse F. McClure, III	686	39.88%		300	363	21	2	0
DEM Robert Johnson	1,034	60.12%		455	559	19	1	0
Total Votes Cast	1,720	100.00%		755	922	40	3	0
Overvotes	0			0	0	0	0	0
Undervotes	69			31	37	1	0	0
Contest Totals	1,789			786	959	41	3	0

### Member, State Board of Education, District 12 CCD

Vote For 1

	TOTAL	VOTE %		Election Day	Early Voting	Ballot By Mail	Provisional Ballots	Limited Ballots
REP Pam Little	660	38.15%		275	363	21	1	0
DEM Alex Cornwallis	1,004	58.03%		448	534	20	2	0
LIB Christy Mowrey	64	3.70%		37	27	0	0	0
Write-In Totals	2	0.12%		1	1	0	0	0
Total Votes Cast	1,730	100.00%		761	925	41	3	0
Overvotes	0			0	0	0	0	0
Undervotes	59			25	34	0	0	0
Contest Totals	1,789			786	959	41	3	0

### State Senator, District 8

Vote For 1

	TOTAL	VOTE %		Election Day	Early Voting	Ballot By Mail	Provisional Ballots	Limited Ballots
REP Angela Paxton	671	38.63%		301	347	21	2	0
DEM Jonathan Cocks	1,027	59.12%		440	566	20	1	0
LIB Edward Kless	39	2.25%		20	19	0	0	0
Total Votes Cast	1,737	100.00%		761	932	41	3	0
Overvotes	0			0	0	0	0	0
Undervotes	52			25	27	0	0	0
Contest Totals	1,789			786	959	41	3	0

### State Representative, District 33

Vote For 1

	TOTAL	VOTE %		Election Day	Early Voting	Ballot By Mail	Provisional Ballots	Limited Ballots
REP Justin Holland	697	40.59%		312	363	21	1	0
DEM Graeson Lynskey	1,020	59.41%		439	559	20	2	0
Total Votes Cast	1,717	100.00%		751	922	41	3	0
Overvotes	0			0	0	0	0	0
Undervotes	72			35	37	0	0	0
Contest Totals	1,789			786	959	41	3	0

## PCT 052

### Justice, 5th Court of Appeals District, Place 4

Vote For 1

	TOTAL	VOTE %		Election Day	Early Voting	Ballot By Mail	Provisional Ballots	Limited Ballots
REP Emily A. Miskel	686	40.09%	<div style="width: 40.09%;"><div style="width: 40.09%;"></div></div>	304	359	21	2	0
DEM Maricela Moore	1,025	59.91%	<div style="width: 59.91%;"><div style="width: 59.91%;"></div></div>	448	558	18	1	0
Total Votes Cast	1,711	100.00%	<div style="width: 100.00%;"><div style="width: 100.00%;"></div></div>	752	917	39	3	0
Overvotes	0			0	0	0	0	0
Undervotes	78			34	42	2	0	0
Contest Totals	1,789			786	959	41	3	0

### Justice, 5th Court of Appeals District, Place 7

Vote For 1

	TOTAL	VOTE %		Election Day	Early Voting	Ballot By Mail	Provisional Ballots	Limited Ballots
REP Kristina Williams	687	40.01%	<div style="width: 40.01%;"><div style="width: 40.01%;"></div></div>	304	361	21	1	0
DEM Nancy Kennedy	1,030	59.99%	<div style="width: 59.99%;"><div style="width: 59.99%;"></div></div>	450	560	18	2	0
Total Votes Cast	1,717	100.00%	<div style="width: 100.00%;"><div style="width: 100.00%;"></div></div>	754	921	39	3	0
Overvotes	0			0	0	0	0	0
Undervotes	72			32	38	2	0	0
Contest Totals	1,789			786	959	41	3	0

### County Judge CCD

Vote For 1

	TOTAL	VOTE %		Election Day	Early Voting	Ballot By Mail	Provisional Ballots	Limited Ballots
REP Chris Hill	696	40.35%	<div style="width: 40.35%;"><div style="width: 40.35%;"></div></div>	307	367	21	1	0
DEM Joshua Murray	1,029	59.65%	<div style="width: 59.65%;"><div style="width: 59.65%;"></div></div>	453	555	19	2	0
Total Votes Cast	1,725	100.00%	<div style="width: 100.00%;"><div style="width: 100.00%;"></div></div>	760	922	40	3	0
Overvotes	0			0	0	0	0	0
Undervotes	64			26	37	1	0	0
Contest Totals	1,789			786	959	41	3	0

### District Clerk CCD

Vote For 1

	TOTAL	VOTE %		Election Day	Early Voting	Ballot By Mail	Provisional Ballots	Limited Ballots
REP Mike Gould	699	40.76%	<div style="width: 40.76%;"><div style="width: 40.76%;"></div></div>	312	364	21	2	0
DEM David Brignac	1,016	59.24%	<div style="width: 59.24%;"><div style="width: 59.24%;"></div></div>	441	555	19	1	0
Total Votes Cast	1,715	100.00%	<div style="width: 100.00%;"><div style="width: 100.00%;"></div></div>	753	919	40	3	0
Overvotes	0			0	0	0	0	0
Undervotes	74			33	40	1	0	0
Contest Totals	1,789			786	959	41	3	0

## PCT 052

### Justice of the Peace, Precinct 2

Vote For 1

	TOTAL	VOTE %		Election Day	Early Voting	Ballot By Mail	Provisional Ballots	Limited Ballots
REP Ellen Skinner	687	40.01%		300	365	21	1	0
DEM Jennifer McKenzie	1,030	59.99%		454	555	19	2	0
Total Votes Cast	1,717	100.00%		754	920	40	3	0
Overvotes	0			0	0	0	0	0
Undervotes	72			32	39	1	0	0
Contest Totals	1,789			786	959	41	3	0

### Plano ISD - Proposition A

Vote For 1

	TOTAL	VOTE %		Election Day	Early Voting	Ballot By Mail	Provisional Ballots	Limited Ballots
For	762	46.92%		338	406	16	2	0
Against	862	53.08%		379	464	18	1	0
Total Votes Cast	1,624	100.00%		717	870	34	3	0
Overvotes	0			0	0	0	0	0
Undervotes	165			69	89	7	0	0
Contest Totals	1,789			786	959	41	3	0

### Plano ISD - Proposition B

Vote For 1

	TOTAL	VOTE %		Election Day	Early Voting	Ballot By Mail	Provisional Ballots	Limited Ballots
For	834	51.07%		361	454	16	3	0
Against	799	48.93%		359	420	20	0	0
Total Votes Cast	1,633	100.00%		720	874	36	3	0
Overvotes	0			0	0	0	0	0
Undervotes	156			66	85	5	0	0
Contest Totals	1,789			786	959	41	3	0

### Plano ISD - Proposition C




Vote For 1

	TOTAL	VOTE %		Election Day	Early Voting	Ballot By Mail	Provisional Ballots	Limited Ballots
For	835	51.42%		368	446	19	2	0
Against	789	48.58%		351	420	17	1	0
Total Votes Cast	1,624	100.00%		719	866	36	3	0
Overvotes	0			0	0	0	0	0
Undervotes	165			67	93	5	0	0
Contest Totals	1,789			786	959	41	3	0

**PCT 052**




**Plano ISD - Proposition D**

Vote For 1

	TOTAL	VOTE %		Election Day	Early Voting	Ballot By Mail	Provisional Ballots	Limited Ballots
For	748	46.26%		335	396	14	3	0
Against	869	53.74%		376	471	22	0	0
Total Votes Cast	1,617	100.00%		711	867	36	3	0
Overvotes	0			0	0	0	0	0
Undervotes	172			75	92	5	0	0
Contest Totals	1,789			786	959	41	3	0

**Plano ISD - Proposition E**

Vote For 1

	TOTAL	VOTE %		Election Day	Early Voting	Ballot By Mail	Provisional Ballots	Limited Ballots
For	657	40.56%		290	353	12	2	0
Against	963	59.44%		428	511	23	1	0
Total Votes Cast	1,620	100.00%		718	864	35	3	0
Overvotes	0			0	0	0	0	0
Undervotes	169			68	95	6	0	0
Contest Totals	1,789			786	959	41	3	0



## PCT 053

### U. S. Representative District 3

Vote For 1

	TOTAL	VOTE %	Election Day	Early Voting	Ballot By Mail	Provisional Ballots	Limited Ballots
REP Keith Self	725	52.38%	160	520	42	3	0
DEM Sandeep Srivastava	627	45.30%	122	465	39	1	0
LIB Christopher Claytor	32	2.31%	11	21	0	0	0
Total Votes Cast	1,384	100.00%	293	1,006	81	4	0
Overvotes	0		0	0	0	0	0
Undervotes	29		9	17	3	0	0
Contest Totals	1,413		302	1,023	84	4	0

### Governor

Vote For 1

	TOTAL	VOTE %	Election Day	Early Voting	Ballot By Mail	Provisional Ballots	Limited Ballots
REP Greg Abbott	707	50.14%	149	516	39	3	0
DEM Beto O'Rourke	676	47.94%	142	488	45	1	0
LIB Mark Tippetts	24	1.70%	10	14	0	0	0
GRN Delilah Barrios	3	0.21%	0	3	0	0	0
Write-In Totals	0	0.00%	0	0	0	0	0
Total Votes Cast	1,410	100.00%	301	1,021	84	4	0
Overvotes	0		0	0	0	0	0
Undervotes	3		1	2	0	0	0
Contest Totals	1,413		302	1,023	84	4	0

### Lieutenant Governor

Vote For 1

	TOTAL	VOTE %	Election Day	Early Voting	Ballot By Mail	Provisional Ballots	Limited Ballots
REP Dan Patrick	676	48.39%	143	493	37	3	0
DEM Mike Collier	685	49.03%	143	495	46	1	0
LIB Shanna Steele	36	2.58%	11	25	0	0	0
Total Votes Cast	1,397	100.00%	297	1,013	83	4	0
Overvotes	0		0	0	0	0	0
Undervotes	16		5	10	1	0	0
Contest Totals	1,413		302	1,023	84	4	0

### Attorney General

Vote For 1

	TOTAL	VOTE %	Election Day	Early Voting	Ballot By Mail	Provisional Ballots	Limited Ballots
REP Ken Paxton	661	47.73%	143	483	32	3	0
DEM Rochelle Mercedes Garza	666	48.09%	140	481	44	1	0
LIB Mark Ash	58	4.19%	13	40	5	0	0
Total Votes Cast	1,385	100.00%	296	1,004	81	4	0
Overvotes	0		0	0	0	0	0
Undervotes	28		6	19	3	0	0
Contest Totals	1,413		302	1,023	84	4	0

**PCT 053**

**Comptroller of Public Accounts**

Vote For 1

	TOTAL	VOTE %	Election Day	Early Voting	Ballot By Mail	Provisional Ballots	Limited Ballots
REP Glenn Hegar	751	54.70%	163	545	40	3	0
DEM Janet T. Dudding	588	42.83%	114	435	38	1	0
LIB V. Alonzo Echevarria-Garza	34	2.48%	12	21	1	0	0
Total Votes Cast	1,373	100.00%	289	1,001	79	4	0
Overvotes	0		0	0	0	0	0
Undervotes	40		13	22	5	0	0
Contest Totals	1,413		302	1,023	84	4	0

**Commissioner of the General Land Office**

Vote For 1

	TOTAL	VOTE %	Election Day	Early Voting	Ballot By Mail	Provisional Ballots	Limited Ballots
REP Dawn Buckingham	740	54.01%	170	528	39	3	0
DEM Jay Kleberg	605	44.16%	111	452	41	1	0
GRN Alfred Molison, Jr	25	1.82%	8	16	1	0	0
Write-In Totals	0	0.00%	0	0	0	0	0
Total Votes Cast	1,370	100.00%	289	996	81	4	0
Overvotes	0		0	0	0	0	0
Undervotes	43		13	27	3	0	0
Contest Totals	1,413		302	1,023	84	4	0

**Commissioner of Agriculture**

Vote For 1

	TOTAL	VOTE %	Election Day	Early Voting	Ballot By Mail	Provisional Ballots	Limited Ballots
REP Sid Miller	736	53.76%	166	528	39	3	0
DEM Susan Hays	633	46.24%	123	467	42	1	0
Total Votes Cast	1,369	100.00%	289	995	81	4	0
Overvotes	0		0	0	0	0	0
Undervotes	44		13	28	3	0	0
Contest Totals	1,413		302	1,023	84	4	0

**Railroad Commissioner**

Vote For 1

	TOTAL	VOTE %	Election Day	Early Voting	Ballot By Mail	Provisional Ballots	Limited Ballots
REP Wayne Christian	709	51.71%	155	512	39	3	0
DEM Luke Warford	596	43.47%	111	444	40	1	0
LIB Jaime Andres Diez	46	3.36%	20	26	0	0	0
GRN Hunter Wayne Crow	20	1.46%	3	15	2	0	0
Total Votes Cast	1,371	100.00%	289	997	81	4	0
Overvotes	0		0	0	0	0	0
Undervotes	42		13	26	3	0	0
Contest Totals	1,413		302	1,023	84	4	0

**PCT 053**

**Justice, Supreme Court, Place 3**

Vote For 1

	TOTAL	VOTE %	Election Day	Early Voting	Ballot By Mail	Provisional Ballots	Limited Ballots
REP Debra Lehrmann	713	52.35%	157	513	40	3	0
DEM Erin A. Nowell	625	45.89%	123	462	39	1	0
LIB Thomas Edward Oxford	24	1.76%	7	16	1	0	0
Total Votes Cast	1,362	100.00%	287	991	80	4	0
Overvotes	0		0	0	0	0	0
Undervotes	51		15	32	4	0	0
Contest Totals	1,413		302	1,023	84	4	0

**Justice, Supreme Court, Place 5**

Vote For 1

	TOTAL	VOTE %	Election Day	Early Voting	Ballot By Mail	Provisional Ballots	Limited Ballots
REP Rebeca Huddle	723	53.44%	157	525	38	3	0
DEM Amanda Reichel	630	46.56%	128	461	40	1	0
Total Votes Cast	1,353	100.00%	285	986	78	4	0
Overvotes	0		0	0	0	0	0
Undervotes	60		17	37	6	0	0
Contest Totals	1,413		302	1,023	84	4	0

**Justice, Supreme Court, Place 9**

Vote For 1

	TOTAL	VOTE %	Election Day	Early Voting	Ballot By Mail	Provisional Ballots	Limited Ballots
REP Evan Young	725	53.55%	158	523	41	3	0
DEM Julia Maldonado	629	46.45%	129	460	39	1	0
Total Votes Cast	1,354	100.00%	287	983	80	4	0
Overvotes	0		0	0	0	0	0
Undervotes	59		15	40	4	0	0
Contest Totals	1,413		302	1,023	84	4	0

**Judge, Court of Criminal Appeals, Place 5**

Vote For 1

	TOTAL	VOTE %	Election Day	Early Voting	Ballot By Mail	Provisional Ballots	Limited Ballots
REP Scott Walker	713	53.13%	152	517	41	3	0
DEM Dana Huffman	629	46.87%	130	459	39	1	0
Total Votes Cast	1,342	100.00%	282	976	80	4	0
Overvotes	0		0	0	0	0	0
Undervotes	71		20	47	4	0	0
Contest Totals	1,413		302	1,023	84	4	0

## PCT 053

### Judge, Court of Criminal Appeals, Place 6

Vote For 1

	TOTAL	VOTE %		Election Day	Early Voting	Ballot By Mail	Provisional Ballots	Limited Ballots
REP Jesse F. McClure, III	722	53.76%	<div style="width: 53.76%;"><div style="width: 53.76%;"></div></div>	157	523	39	3	0
DEM Robert Johnson	621	46.24%	<div style="width: 46.24%;"><div style="width: 46.24%;"></div></div>	127	452	41	1	0
Total Votes Cast	1,343	100.00%	<div style="width: 100.00%;"><div style="width: 100.00%;"></div></div>	284	975	80	4	0
Overvotes	0			0	0	0	0	0
Undervotes	70			18	48	4	0	0
Contest Totals	1,413			302	1,023	84	4	0

### Member, State Board of Education, District 12 CCD

Vote For 1

	TOTAL	VOTE %		Election Day	Early Voting	Ballot By Mail	Provisional Ballots	Limited Ballots
REP Pam Little	705	52.11%	<div style="width: 52.11%;"><div style="width: 52.11%;"></div></div>	153	509	40	3	0
DEM Alex Cornwallis	602	44.49%	<div style="width: 44.49%;"><div style="width: 44.49%;"></div></div>	121	440	40	1	0
LIB Christy Mowrey	46	3.40%	<div style="width: 3.40%;"><div style="width: 3.40%;"></div></div>	12	33	1	0	0
Write-In Totals	0	0.00%	<div style="width: 0.00%;"><div style="width: 0.00%;"></div></div>	0	0	0	0	0
Total Votes Cast	1,353	100.00%	<div style="width: 100.00%;"><div style="width: 100.00%;"></div></div>	286	982	81	4	0
Overvotes	0			0	0	0	0	0
Undervotes	60			16	41	3	0	0
Contest Totals	1,413			302	1,023	84	4	0

### State Senator, District 8

Vote For 1

	TOTAL	VOTE %		Election Day	Early Voting	Ballot By Mail	Provisional Ballots	Limited Ballots
REP Angela Paxton	673	49.30%	<div style="width: 49.30%;"><div style="width: 49.30%;"></div></div>	151	489	30	3	0
DEM Jonathan Cocks	644	47.18%	<div style="width: 47.18%;"><div style="width: 47.18%;"></div></div>	125	473	45	1	0
LIB Edward Kless	48	3.52%	<div style="width: 3.52%;"><div style="width: 3.52%;"></div></div>	12	30	6	0	0
Total Votes Cast	1,365	100.00%	<div style="width: 100.00%;"><div style="width: 100.00%;"></div></div>	288	992	81	4	0
Overvotes	0			0	0	0	0	0
Undervotes	48			14	31	3	0	0
Contest Totals	1,413			302	1,023	84	4	0

### State Representative, District 70

Vote For 1

	TOTAL	VOTE %		Election Day	Early Voting	Ballot By Mail	Provisional Ballots	Limited Ballots
REP Jamee Jolly	743	54.47%	<div style="width: 54.47%;"><div style="width: 54.47%;"></div></div>	161	538	41	3	0
DEM Mihaela Elizabeth Plesa	621	45.53%	<div style="width: 45.53%;"><div style="width: 45.53%;"></div></div>	127	453	40	1	0
Total Votes Cast	1,364	100.00%	<div style="width: 100.00%;"><div style="width: 100.00%;"></div></div>	288	991	81	4	0
Overvotes	0			0	0	0	0	0
Undervotes	49			14	32	3	0	0
Contest Totals	1,413			302	1,023	84	4	0

**PCT 053**

**Justice, 5th Court of Appeals District, Place 4**

Vote For 1

	TOTAL	VOTE %		Election Day	Early Voting	Ballot By Mail	Provisional Ballots	Limited Ballots
REP Emily A. Miskel	722	53.88%		153	527	39	3	0
DEM Maricela Moore	618	46.12%		128	449	40	1	0
Total Votes Cast	1,340	100.00%		281	976	79	4	0
Overvotes	0			0	0	0	0	0
Undervotes	73			21	47	5	0	0
Contest Totals	1,413			302	1,023	84	4	0

**Justice, 5th Court of Appeals District, Place 7**

Vote For 1

	TOTAL	VOTE %		Election Day	Early Voting	Ballot By Mail	Provisional Ballots	Limited Ballots
REP Kristina Williams	713	53.13%		152	520	38	3	0
DEM Nancy Kennedy	629	46.87%		128	459	41	1	0
Total Votes Cast	1,342	100.00%		280	979	79	4	0
Overvotes	0			0	0	0	0	0
Undervotes	71			22	44	5	0	0
Contest Totals	1,413			302	1,023	84	4	0

**County Judge CCD**

Vote For 1

	TOTAL	VOTE %		Election Day	Early Voting	Ballot By Mail	Provisional Ballots	Limited Ballots
REP Chris Hill	726	53.82%		156	529	38	3	0
DEM Joshua Murray	623	46.18%		126	456	40	1	0
Total Votes Cast	1,349	100.00%		282	985	78	4	0
Overvotes	0			0	0	0	0	0
Undervotes	64			20	38	6	0	0
Contest Totals	1,413			302	1,023	84	4	0

**District Clerk CCD**

Vote For 1

	TOTAL	VOTE %		Election Day	Early Voting	Ballot By Mail	Provisional Ballots	Limited Ballots
REP Mike Gould	729	54.53%		160	527	39	3	0
DEM David Brignac	608	45.47%		119	447	41	1	0
Total Votes Cast	1,337	100.00%		279	974	80	4	0
Overvotes	0			0	0	0	0	0
Undervotes	76			23	49	4	0	0
Contest Totals	1,413			302	1,023	84	4	0

## PCT 053

### County Commissioner, Precinct 4

Vote For 1

	TOTAL	VOTE %		Election Day	Early Voting	Ballot By Mail	Provisional Ballots	Limited Ballots
REP Duncan Webb	754	55.93%		166	544	41	3	0
DEM Jeffrey Williams	594	44.07%		119	435	39	1	0
Total Votes Cast	1,348	100.00%		285	979	80	4	0
Overvotes	0			0	0	0	0	0
Undervotes	65			17	44	4	0	0
Contest Totals	1,413			302	1,023	84	4	0

### Justice of the Peace, Precinct 3

Vote For 1

	TOTAL	VOTE %		Election Day	Early Voting	Ballot By Mail	Provisional Ballots	Limited Ballots
REP Mike Missildine	743	55.45%		163	538	39	3	0
DEM Irvin Lynn Barrett	597	44.55%		120	435	41	1	0
Total Votes Cast	1,340	100.00%		283	973	80	4	0
Overvotes	0			0	0	0	0	0
Undervotes	73			19	50	4	0	0
Contest Totals	1,413			302	1,023	84	4	0

### Plano ISD - Proposition A

Vote For 1

	TOTAL	VOTE %		Election Day	Early Voting	Ballot By Mail	Provisional Ballots	Limited Ballots
For	723	54.16%		140	536	43	4	0
Against	612	45.84%		138	438	36	0	0
Total Votes Cast	1,335	100.00%		278	974	79	4	0
Overvotes	0			0	0	0	0	0
Undervotes	78			24	49	5	0	0
Contest Totals	1,413			302	1,023	84	4	0

### Plano ISD - Proposition B

Vote For 1

	TOTAL	VOTE %		Election Day	Early Voting	Ballot By Mail	Provisional Ballots	Limited Ballots
For	753	56.11%		143	564	42	4	0
Against	589	43.89%		136	416	37	0	0
Total Votes Cast	1,342	100.00%		279	980	79	4	0
Overvotes	0			0	0	0	0	0
Undervotes	71			23	43	5	0	0
Contest Totals	1,413			302	1,023	84	4	0

## PCT 053

### Plano ISD - Proposition C

Vote For 1

	TOTAL	VOTE %		Election Day	Early Voting	Ballot By Mail	Provisional Ballots	Limited Ballots
For	760	56.63%		149	562	45	4	0
Against	582	43.37%		129	419	34	0	0
Total Votes Cast	1,342	100.00%		278	981	79	4	0
Overvotes	0			0	0	0	0	0
Undervotes	71			24	42	5	0	0
Contest Totals	1,413			302	1,023	84	4	0

### Plano ISD - Proposition D

Vote For 1

	TOTAL	VOTE %		Election Day	Early Voting	Ballot By Mail	Provisional Ballots	Limited Ballots
For	660	49.62%		132	486	38	4	0
Against	670	50.38%		146	485	39	0	0
Total Votes Cast	1,330	100.00%		278	971	77	4	0
Overvotes	0			0	0	0	0	0
Undervotes	83			24	52	7	0	0
Contest Totals	1,413			302	1,023	84	4	0

### Plano ISD - Proposition E

Vote For 1

	TOTAL	VOTE %		Election Day	Early Voting	Ballot By Mail	Provisional Ballots	Limited Ballots
For	639	47.79%		118	485	32	4	0
Against	698	52.21%		161	491	46	0	0
Total Votes Cast	1,337	100.00%		279	976	78	4	0
Overvotes	0			0	0	0	0	0
Undervotes	76			23	47	6	0	0
Contest Totals	1,413			302	1,023	84	4	0

## PCT 054

### U. S. Representative, District 4

Vote For 1

	TOTAL	VOTE %	Election Day	Early Voting	Ballot By Mail	Provisional Ballots	Limited Ballots
REP Pat Fallon	619	40.06%	197	398	24	0	0
DEM Iro Omere	887	57.41%	234	630	23	0	0
LIB John Simmons	39	2.52%	17	22	0	0	0
Total Votes Cast	1,545	100.00%	448	1,050	47	0	0
Overvotes	0		0	0	0	0	0
Undervotes	40		14	22	4	0	0
Contest Totals	1,585		462	1,072	51	0	0

### Governor

Vote For 1

	TOTAL	VOTE %	Election Day	Early Voting	Ballot By Mail	Provisional Ballots	Limited Ballots
REP Greg Abbott	609	38.67%	196	389	24	0	0
DEM Beto O'Rourke	940	59.68%	249	665	26	0	0
LIB Mark Tippetts	16	1.02%	9	7	0	0	0
GRN Delilah Barrios	9	0.57%	5	3	1	0	0
Write-In Totals	1	0.06%	0	1	0	0	0
Total Votes Cast	1,575	100.00%	459	1,065	51	0	0
Overvotes	0		0	0	0	0	0
Undervotes	10		3	7	0	0	0
Contest Totals	1,585		462	1,072	51	0	0

### Lieutenant Governor

Vote For 1

	TOTAL	VOTE %	Election Day	Early Voting	Ballot By Mail	Provisional Ballots	Limited Ballots
REP Dan Patrick	597	38.27%	195	378	24	0	0
DEM Mike Collier	916	58.72%	238	651	27	0	0
LIB Shanna Steele	47	3.01%	20	27	0	0	0
Total Votes Cast	1,560	100.00%	453	1,056	51	0	0
Overvotes	0		0	0	0	0	0
Undervotes	25		9	16	0	0	0
Contest Totals	1,585		462	1,072	51	0	0

### Attorney General

Vote For 1

	TOTAL	VOTE %	Election Day	Early Voting	Ballot By Mail	Provisional Ballots	Limited Ballots
REP Ken Paxton	579	37.26%	183	374	22	0	0
DEM Rochelle Mercedes Garza	927	59.65%	250	651	26	0	0
LIB Mark Ash	48	3.09%	18	30	0	0	0
Total Votes Cast	1,554	100.00%	451	1,055	48	0	0
Overvotes	0		0	0	0	0	0
Undervotes	31		11	17	3	0	0
Contest Totals	1,585		462	1,072	51	0	0



## PCT 054

### Comptroller of Public Accounts

Vote For 1

	TOTAL	VOTE %	Election Day	Early Voting	Ballot By Mail	Provisional Ballots	Limited Ballots
REP Glenn Hegar	626	40.34%	195	406	25	0	0
DEM Janet T. Dudding	880	56.70%	233	623	24	0	0
LIB V. Alonzo Echevarria-Garza	46	2.96%	22	24	0	0	0
Total Votes Cast	1,552	100.00%	450	1,053	49	0	0
Overvotes	0		0	0	0	0	0
Undervotes	33		12	19	2	0	0
Contest Totals	1,585		462	1,072	51	0	0

### Commissioner of the General Land Office

Vote For 1

	TOTAL	VOTE %	Election Day	Early Voting	Ballot By Mail	Provisional Ballots	Limited Ballots
REP Dawn Buckingham	619	39.96%	197	397	25	0	0
DEM Jay Kleberg	895	57.78%	240	631	24	0	0
GRN Alfred Molison, Jr	35	2.26%	11	23	1	0	0
Write-In Totals	0	0.00%	0	0	0	0	0
Total Votes Cast	1,549	100.00%	448	1,051	50	0	0
Overvotes	0		0	0	0	0	0
Undervotes	36		14	21	1	0	0
Contest Totals	1,585		462	1,072	51	0	0

### Commissioner of Agriculture

Vote For 1

	TOTAL	VOTE %	Election Day	Early Voting	Ballot By Mail	Provisional Ballots	Limited Ballots
REP Sid Miller	627	40.61%	201	401	25	0	0
DEM Susan Hays	917	59.39%	247	645	25	0	0
Total Votes Cast	1,544	100.00%	448	1,046	50	0	0
Overvotes	0		0	0	0	0	0
Undervotes	41		14	26	1	0	0
Contest Totals	1,585		462	1,072	51	0	0

### Railroad Commissioner

Vote For 1

	TOTAL	VOTE %	Election Day	Early Voting	Ballot By Mail	Provisional Ballots	Limited Ballots
REP Wayne Christian	615	39.63%	192	398	25	0	0
DEM Luke Warford	860	55.41%	229	607	24	0	0
LIB Jaime Andres Diez	50	3.22%	21	28	1	0	0
GRN Hunter Wayne Crow	27	1.74%	10	17	0	0	0
Total Votes Cast	1,552	100.00%	452	1,050	50	0	0
Overvotes	0		0	0	0	0	0
Undervotes	33		10	22	1	0	0
Contest Totals	1,585		462	1,072	51	0	0

## PCT 054

### Justice, Supreme Court, Place 3

Vote For 1

	TOTAL	VOTE %	Election Day	Early Voting	Ballot By Mail	Provisional Ballots	Limited Ballots
REP Debra Lehrmann	614	39.90%	196	395	23	0	0
DEM Erin A. Nowell	888	57.70%	232	631	25	0	0
LIB Thomas Edward Oxford	37	2.40%	19	17	1	0	0
Total Votes Cast	1,539	100.00%	447	1,043	49	0	0
Overvotes	0		0	0	0	0	0
Undervotes	46		15	29	2	0	0
Contest Totals	1,585		462	1,072	51	0	0

### Justice, Supreme Court, Place 5

Vote For 1

	TOTAL	VOTE %	Election Day	Early Voting	Ballot By Mail	Provisional Ballots	Limited Ballots
REP Rebeca Huddle	623	40.72%	199	400	24	0	0
DEM Amanda Reichel	907	59.28%	242	640	25	0	0
Total Votes Cast	1,530	100.00%	441	1,040	49	0	0
Overvotes	0		0	0	0	0	0
Undervotes	55		21	32	2	0	0
Contest Totals	1,585		462	1,072	51	0	0

### Justice, Supreme Court, Place 9

Vote For 1

	TOTAL	VOTE %	Election Day	Early Voting	Ballot By Mail	Provisional Ballots	Limited Ballots
REP Evan Young	621	40.51%	199	399	23	0	0
DEM Julia Maldonado	912	59.49%	246	640	26	0	0
Total Votes Cast	1,533	100.00%	445	1,039	49	0	0
Overvotes	0		0	0	0	0	0
Undervotes	52		17	33	2	0	0
Contest Totals	1,585		462	1,072	51	0	0

### Judge, Court of Criminal Appeals, Place 5




Vote For 1

	TOTAL	VOTE %	Election Day	Early Voting	Ballot By Mail	Provisional Ballots	Limited Ballots
REP Scott Walker	607	39.86%	198	387	22	0	0
DEM Dana Huffman	916	60.14%	241	649	26	0	0
Total Votes Cast	1,523	100.00%	439	1,036	48	0	0
Overvotes	0		0	0	0	0	0
Undervotes	62		23	36	3	0	0
Contest Totals	1,585		462	1,072	51	0	0

## PCT 054






### Judge, Court of Criminal Appeals, Place 6

Vote For 1

	TOTAL	VOTE %		Election Day	Early Voting	Ballot By Mail	Provisional Ballots	Limited Ballots
REP Jesse F. McClure, III	624	41.00%		200	401	23	0	0
DEM Robert Johnson	898	59.00%		243	630	25	0	0
Total Votes Cast	1,522	100.00%		443	1,031	48	0	0
Overvotes	0			0	0	0	0	0
Undervotes	63			19	41	3	0	0
Contest Totals	1,585			462	1,072	51	0	0





### Member, State Board of Education, District 12 CCD

Vote For 1

	TOTAL	VOTE %		Election Day	Early Voting	Ballot By Mail	Provisional Ballots	Limited Ballots
REP Pam Little	601	39.31%		191	386	24	0	0
DEM Alex Cornwallis	876	57.29%		229	622	25	0	0
LIB Christy Mowrey	51	3.34%		21	29	1	0	0
Write-In Totals	1	0.07%		1	0	0	0	0
Total Votes Cast	1,529	100.00%		442	1,037	50	0	0
Overvotes	0			0	0	0	0	0
Undervotes	56			20	35	1	0	0
Contest Totals	1,585			462	1,072	51	0	0




### State Senator, District 8

Vote For 1

	TOTAL	VOTE %		Election Day	Early Voting	Ballot By Mail	Provisional Ballots	Limited Ballots
REP Angela Paxton	583	38.08%		189	369	25	0	0
DEM Jonathan Cocks	898	58.65%		229	644	25	0	0
LIB Edward Kless	50	3.27%		24	26	0	0	0
Total Votes Cast	1,531	100.00%		442	1,039	50	0	0
Overvotes	0			0	0	0	0	0
Undervotes	54			20	33	1	0	0
Contest Totals	1,585			462	1,072	51	0	0

### State Representative, District 70

Vote For 1

	TOTAL	VOTE %		Election Day	Early Voting	Ballot By Mail	Provisional Ballots	Limited Ballots
REP Jamee Jolly	632	41.31%		205	403	24	0	0
DEM Mihaela Elizabeth Plesa	898	58.69%		236	637	25	0	0
Total Votes Cast	1,530	100.00%		441	1,040	49	0	0
Overvotes	0			0	0	0	0	0
Undervotes	55			21	32	2	0	0
Contest Totals	1,585			462	1,072	51	0	0

## PCT 054

### Justice, 5th Court of Appeals District, Place 4

Vote For 1

	TOTAL	VOTE %	Election Day	Early Voting	Ballot By Mail	Provisional Ballots	Limited Ballots
REP Emily A. Miskel	616	40.45%	200	394	22	0	0
DEM Maricela Moore	907	59.55%	241	640	26	0	0
Total Votes Cast	1,523	100.00%	441	1,034	48	0	0
Overvotes	0		0	0	0	0	0
Undervotes	62		21	38	3	0	0
Contest Totals	1,585		462	1,072	51	0	0

### Justice, 5th Court of Appeals District, Place 7

Vote For 1

	TOTAL	VOTE %	Election Day	Early Voting	Ballot By Mail	Provisional Ballots	Limited Ballots
REP Kristina Williams	619	40.75%	200	397	22	0	0
DEM Nancy Kennedy	900	59.25%	237	637	26	0	0
Total Votes Cast	1,519	100.00%	437	1,034	48	0	0
Overvotes	0		0	0	0	0	0
Undervotes	66		25	38	3	0	0
Contest Totals	1,585		462	1,072	51	0	0

### County Judge CCD

Vote For 1

	TOTAL	VOTE %	Election Day	Early Voting	Ballot By Mail	Provisional Ballots	Limited Ballots
REP Chris Hill	620	40.63%	199	398	23	0	0
DEM Joshua Murray	906	59.37%	242	638	26	0	0
Total Votes Cast	1,526	100.00%	441	1,036	49	0	0
Overvotes	0		0	0	0	0	0
Undervotes	59		21	36	2	0	0
Contest Totals	1,585		462	1,072	51	0	0

### District Clerk CCD

Vote For 1

	TOTAL	VOTE %	Election Day	Early Voting	Ballot By Mail	Provisional Ballots	Limited Ballots
REP Mike Gould	624	41.16%	203	399	22	0	0
DEM David Brignac	892	58.84%	234	632	26	0	0
Total Votes Cast	1,516	100.00%	437	1,031	48	0	0
Overvotes	0		0	0	0	0	0
Undervotes	69		25	41	3	0	0
Contest Totals	1,585		462	1,072	51	0	0

## PCT 054

### County Commissioner, Precinct 4

Vote For 1

	TOTAL	VOTE %		Election Day	Early Voting	Ballot By Mail	Provisional Ballots	Limited Ballots
REP Duncan Webb	623	40.83%	<div style="width: 40.83%;"><div style="width: 40.83%;"></div></div>	197	402	24	0	0
DEM Jeffrey Williams	903	59.17%	<div style="width: 59.17%;"><div style="width: 59.17%;"></div></div>	245	634	24	0	0
Total Votes Cast	1,526	100.00%	<div style="width: 100.00%;"><div style="width: 100.00%;"></div></div>	442	1,036	48	0	0
Overvotes	0			0	0	0	0	0
Undervotes	59			20	36	3	0	0
Contest Totals	1,585			462	1,072	51	0	0

### Justice of the Peace, Precinct 3

Vote For 1

	TOTAL	VOTE %		Election Day	Early Voting	Ballot By Mail	Provisional Ballots	Limited Ballots
REP Mike Missildine	616	40.63%	<div style="width: 40.63%;"><div style="width: 40.63%;"></div></div>	198	395	23	0	0
DEM Irvin Lynn Barrett	900	59.37%	<div style="width: 59.37%;"><div style="width: 59.37%;"></div></div>	242	633	25	0	0
Total Votes Cast	1,516	100.00%	<div style="width: 100.00%;"><div style="width: 100.00%;"></div></div>	440	1,028	48	0	0
Overvotes	0			0	0	0	0	0
Undervotes	69			22	44	3	0	0
Contest Totals	1,585			462	1,072	51	0	0

### Plano ISD - Proposition A

Vote For 1

	TOTAL	VOTE %		Election Day	Early Voting	Ballot By Mail	Provisional Ballots	Limited Ballots
For	716	49.11%	<div style="width: 49.11%;"><div style="width: 49.11%;"></div></div>	198	495	23	0	0
Against	742	50.89%	<div style="width: 50.89%;"><div style="width: 50.89%;"></div></div>	226	498	18	0	0
Total Votes Cast	1,458	100.00%	<div style="width: 100.00%;"><div style="width: 100.00%;"></div></div>	424	993	41	0	0
Overvotes	0			0	0	0	0	0
Undervotes	127			38	79	10	0	0
Contest Totals	1,585			462	1,072	51	0	0

### Plano ISD - Proposition B

Vote For 1

	TOTAL	VOTE %		Election Day	Early Voting	Ballot By Mail	Provisional Ballots	Limited Ballots
For	836	57.10%	<div style="width: 57.10%;"><div style="width: 57.10%;"></div></div>	238	569	29	0	0
Against	628	42.90%	<div style="width: 42.90%;"><div style="width: 42.90%;"></div></div>	187	428	13	0	0
Total Votes Cast	1,464	100.00%	<div style="width: 100.00%;"><div style="width: 100.00%;"></div></div>	425	997	42	0	0
Overvotes	0			0	0	0	0	0
Undervotes	121			37	75	9	0	0
Contest Totals	1,585			462	1,072	51	0	0

## PCT 054

### Plano ISD - Proposition C

Vote For 1

	TOTAL	VOTE %		Election Day	Early Voting	Ballot By Mail	Provisional Ballots	Limited Ballots
For	818	56.26%		235	557	26	0	0
Against	636	43.74%		189	432	15	0	0
Total Votes Cast	1,454	100.00%		424	989	41	0	0
Overvotes	0			0	0	0	0	0
Undervotes	131			38	83	10	0	0
Contest Totals	1,585			462	1,072	51	0	0

### Plano ISD - Proposition D

Vote For 1

	TOTAL	VOTE %		Election Day	Early Voting	Ballot By Mail	Provisional Ballots	Limited Ballots
For	731	50.14%		215	491	25	0	0
Against	727	49.86%		210	501	16	0	0
Total Votes Cast	1,458	100.00%		425	992	41	0	0
Overvotes	0			0	0	0	0	0
Undervotes	127			37	80	10	0	0
Contest Totals	1,585			462	1,072	51	0	0

### Plano ISD - Proposition E

Vote For 1

	TOTAL	VOTE %		Election Day	Early Voting	Ballot By Mail	Provisional Ballots	Limited Ballots
For	656	45.05%		184	450	22	0	0
Against	800	54.95%		239	542	19	0	0
Total Votes Cast	1,456	100.00%		423	992	41	0	0
Overvotes	0			0	0	0	0	0
Undervotes	129			39	80	10	0	0
Contest Totals	1,585			462	1,072	51	0	0

## PCT 055

### U. S. Representative, District 32

Vote For 1

	TOTAL	VOTE %	Election Day	Early Voting	Ballot By Mail	Provisional Ballots	Limited Ballots
REP Antonio Swad	665	32.53%	214	418	30	3	0
DEM Colin Allred	1,379	67.47%	633	691	48	7	0
Total Votes Cast	2,044	100.00%	847	1,109	78	10	0
Overvotes	0		0	0	0	0	0
Undervotes	57		39	15	2	1	0
Contest Totals	2,101		886	1,124	80	11	0

### Governor

Vote For 1

	TOTAL	VOTE %	Election Day	Early Voting	Ballot By Mail	Provisional Ballots	Limited Ballots
REP Greg Abbott	668	31.84%	199	434	32	3	0
DEM Beto O'Rourke	1,401	66.78%	667	679	47	8	0
LIB Mark Tippetts	19	0.91%	11	7	1	0	0
GRN Delilah Barrios	8	0.38%	5	3	0	0	0
Write-In Totals	2	0.10%	2	0	0	0	0
Total Votes Cast	2,098	100.00%	884	1,123	80	11	0
Overvotes	0		0	0	0	0	0
Undervotes	3		2	1	0	0	0
Contest Totals	2,101		886	1,124	80	11	0

### Lieutenant Governor

Vote For 1

	TOTAL	VOTE %	Election Day	Early Voting	Ballot By Mail	Provisional Ballots	Limited Ballots
REP Dan Patrick	640	31.11%	200	410	27	3	0
DEM Mike Collier	1,339	65.09%	608	675	48	8	0
LIB Shanna Steele	78	3.79%	43	30	5	0	0
Total Votes Cast	2,057	100.00%	851	1,115	80	11	0
Overvotes	0		0	0	0	0	0
Undervotes	44		35	9	0	0	0
Contest Totals	2,101		886	1,124	80	11	0

### Attorney General

Vote For 1

	TOTAL	VOTE %	Election Day	Early Voting	Ballot By Mail	Provisional Ballots	Limited Ballots
REP Ken Paxton	615	30.16%	199	387	26	3	0
DEM Rochelle Mercedes Garza	1,347	66.06%	609	683	49	6	0
LIB Mark Ash	77	3.78%	34	38	5	0	0
Total Votes Cast	2,039	100.00%	842	1,108	80	9	0
Overvotes	0		0	0	0	0	0
Undervotes	62		44	16	0	2	0
Contest Totals	2,101		886	1,124	80	11	0

## PCT 055

### Comptroller of Public Accounts

Vote For 1

	TOTAL	VOTE %	Election Day	Early Voting	Ballot By Mail	Provisional Ballots	Limited Ballots
REP Glenn Hegar	738	36.61%	233	467	35	3	0
DEM Janet T. Dudding	1,220	60.52%	565	609	41	5	0
LIB V. Alonzo Echevarria-Garza	58	2.88%	30	28	0	0	0
Total Votes Cast	2,016	100.00%	828	1,104	76	8	0
Overvotes	0		0	0	0	0	0
Undervotes	85		58	20	4	3	0
Contest Totals	2,101		886	1,124	80	11	0

### Commissioner of the General Land Office

Vote For 1

	TOTAL	VOTE %	Election Day	Early Voting	Ballot By Mail	Provisional Ballots	Limited Ballots
REP Dawn Buckingham	716	35.57%	228	453	32	3	0
DEM Jay Kleberg	1,248	62.00%	566	631	46	5	0
GRN Alfred Molison, Jr	48	2.38%	31	17	0	0	0
Write-In Totals	1	0.05%	0	1	0	0	0
Total Votes Cast	2,013	100.00%	825	1,102	78	8	0
Overvotes	0		0	0	0	0	0
Undervotes	88		61	22	2	3	0
Contest Totals	2,101		886	1,124	80	11	0

### Commissioner of Agriculture

Vote For 1

	TOTAL	VOTE %	Election Day	Early Voting	Ballot By Mail	Provisional Ballots	Limited Ballots
REP Sid Miller	712	35.58%	235	443	31	3	0
DEM Susan Hays	1,289	64.42%	587	652	45	5	0
Total Votes Cast	2,001	100.00%	822	1,095	76	8	0
Overvotes	0		0	0	0	0	0
Undervotes	100		64	29	4	3	0
Contest Totals	2,101		886	1,124	80	11	0

### Railroad Commissioner

Vote For 1

	TOTAL	VOTE %	Election Day	Early Voting	Ballot By Mail	Provisional Ballots	Limited Ballots
REP Wayne Christian	696	34.70%	222	439	32	3	0
DEM Luke Warford	1,205	60.07%	532	624	44	5	0
LIB Jaime Andres Diez	65	3.24%	41	24	0	0	0
GRN Hunter Wayne Crow	40	1.99%	27	13	0	0	0
Total Votes Cast	2,006	100.00%	822	1,100	76	8	0
Overvotes	0		0	0	0	0	0
Undervotes	95		64	24	4	3	0
Contest Totals	2,101		886	1,124	80	11	0



## PCT 055

### Justice, Supreme Court, Place 3

Vote For 1

	TOTAL	VOTE %	Election Day	Early Voting	Ballot By Mail	Provisional Ballots	Limited Ballots
REP Debra Lehrmann	715	35.45%	225	452	35	3	0
DEM Erin A. Nowell	1,256	62.27%	580	630	42	4	0
LIB Thomas Edward Oxford	46	2.28%	29	16	0	1	0
Total Votes Cast	2,017	100.00%	834	1,098	77	8	0
Overvotes	0		0	0	0	0	0
Undervotes	84		52	26	3	3	0
Contest Totals	2,101		886	1,124	80	11	0

### Justice, Supreme Court, Place 5

Vote For 1

	TOTAL	VOTE %	Election Day	Early Voting	Ballot By Mail	Provisional Ballots	Limited Ballots
REP Rebeca Huddle	732	36.31%	232	460	37	3	0
DEM Amanda Reichel	1,284	63.69%	602	636	40	6	0
Total Votes Cast	2,016	100.00%	834	1,096	77	9	0
Overvotes	0		0	0	0	0	0
Undervotes	85		52	28	3	2	0
Contest Totals	2,101		886	1,124	80	11	0

### Justice, Supreme Court, Place 9

Vote For 1

	TOTAL	VOTE %	Election Day	Early Voting	Ballot By Mail	Provisional Ballots	Limited Ballots
REP Evan Young	723	35.99%	235	450	35	3	0
DEM Julia Maldonado	1,286	64.01%	593	644	42	7	0
Total Votes Cast	2,009	100.00%	828	1,094	77	10	0
Overvotes	0		0	0	0	0	0
Undervotes	92		58	30	3	1	0
Contest Totals	2,101		886	1,124	80	11	0

### Judge, Court of Criminal Appeals, Place 5

Vote For 1

	TOTAL	VOTE %	Election Day	Early Voting	Ballot By Mail	Provisional Ballots	Limited Ballots
REP Scott Walker	707	35.44%	227	445	32	3	0
DEM Dana Huffman	1,288	64.56%	595	642	45	6	0
Total Votes Cast	1,995	100.00%	822	1,087	77	9	0
Overvotes	0		0	0	0	0	0
Undervotes	106		64	37	3	2	0
Contest Totals	2,101		886	1,124	80	11	0

**PCT 055**

**Judge, Court of Criminal Appeals, Place 6**

Vote For 1

	TOTAL	VOTE %		Election Day	Early Voting	Ballot By Mail	Provisional Ballots	Limited Ballots
REP Jesse F. McClure, III	721	36.10%		230	453	35	3	0
DEM Robert Johnson	1,276	63.90%		588	640	42	6	0
Total Votes Cast	1,997	100.00%		818	1,093	77	9	0
Overvotes	0			0	0	0	0	0
Undervotes	104			68	31	3	2	0
Contest Totals	2,101			886	1,124	80	11	0

**Member, State Board of Education, District 12 CCD**

Vote For 1

	TOTAL	VOTE %		Election Day	Early Voting	Ballot By Mail	Provisional Ballots	Limited Ballots
REP Pam Little	699	35.04%		220	444	32	3	0
DEM Alex Cornwallis	1,227	61.50%		556	622	43	6	0
LIB Christy Mowrey	69	3.46%		44	24	1	0	0
Write-In Totals	0	0.00%		0	0	0	0	0
Total Votes Cast	1,995	100.00%		820	1,090	76	9	0
Overvotes	0			0	0	0	0	0
Undervotes	106			66	34	4	2	0
Contest Totals	2,101			886	1,124	80	11	0

**State Senator, District 2**

Vote For 1

	TOTAL	VOTE %		Election Day	Early Voting	Ballot By Mail	Provisional Ballots	Limited Ballots
REP Bob Hall	714	35.83%		232	446	33	3	0
DEM Prince S. Giador	1,279	64.17%		587	645	42	5	0
Total Votes Cast	1,993	100.00%		819	1,091	75	8	0
Overvotes	0			0	0	0	0	0
Undervotes	108			67	33	5	3	0
Contest Totals	2,101			886	1,124	80	11	0

**State Representative, District 70**




Vote For 1

	TOTAL	VOTE %		Election Day	Early Voting	Ballot By Mail	Provisional Ballots	Limited Ballots
REP Jamee Jolly	712	35.58%		223	452	34	3	0
DEM Mihaela Elizabeth Plesa	1,289	64.42%		593	647	43	6	0
Total Votes Cast	2,001	100.00%		816	1,099	77	9	0
Overvotes	0			0	0	0	0	0
Undervotes	100			70	25	3	2	0
Contest Totals	2,101			886	1,124	80	11	0

## PCT 055




### Justice, 5th Court of Appeals District, Place 4

Vote For 1

	TOTAL	VOTE %		Election Day	Early Voting	Ballot By Mail	Provisional Ballots	Limited Ballots
REP Emily A. Miskel	722	36.34%		234	453	32	3	0
DEM Maricela Moore	1,265	63.66%		581	637	42	5	0
Total Votes Cast	1,987	100.00%		815	1,090	74	8	0
Overvotes	0			0	0	0	0	0
Undervotes	114			71	34	6	3	0
Contest Totals	2,101			886	1,124	80	11	0




### Justice, 5th Court of Appeals District, Place 7

Vote For 1

	TOTAL	VOTE %		Election Day	Early Voting	Ballot By Mail	Provisional Ballots	Limited Ballots
REP Kristina Williams	706	35.64%		227	445	31	3	0
DEM Nancy Kennedy	1,275	64.36%		586	641	43	5	0
Total Votes Cast	1,981	100.00%		813	1,086	74	8	0
Overvotes	0			0	0	0	0	0
Undervotes	120			73	38	6	3	0
Contest Totals	2,101			886	1,124	80	11	0




### County Judge CCD

Vote For 1

	TOTAL	VOTE %		Election Day	Early Voting	Ballot By Mail	Provisional Ballots	Limited Ballots
REP Chris Hill	711	35.67%		229	449	30	3	0
DEM Joshua Murray	1,282	64.33%		592	637	47	6	0
Total Votes Cast	1,993	100.00%		821	1,086	77	9	0
Overvotes	0			0	0	0	0	0
Undervotes	108			65	38	3	2	0
Contest Totals	2,101			886	1,124	80	11	0

### District Clerk CCD

Vote For 1

	TOTAL	VOTE %		Election Day	Early Voting	Ballot By Mail	Provisional Ballots	Limited Ballots
REP Mike Gould	724	36.68%		237	453	31	3	0
DEM David Brignac	1,250	63.32%		572	629	44	5	0
Total Votes Cast	1,974	100.00%		809	1,082	75	8	0
Overvotes	0			0	0	0	0	0
Undervotes	127			77	42	5	3	0
Contest Totals	2,101			886	1,124	80	11	0

## PCT 055

### Justice of the Peace, Precinct 3

Vote For 1

	TOTAL	VOTE %		Election Day	Early Voting	Ballot By Mail	Provisional Ballots	Limited Ballots
REP Mike Missildine	728	36.97%		233	457	35	3	0
DEM Irvin Lynn Barrett	1,241	63.03%		577	622	37	5	0
Total Votes Cast	1,969	100.00%		810	1,079	72	8	0
Overvotes	0			0	0	0	0	0
Undervotes	132			76	45	8	3	0
Contest Totals	2,101			886	1,124	80	11	0

### Plano ISD - Proposition A

Vote For 1

	TOTAL	VOTE %		Election Day	Early Voting	Ballot By Mail	Provisional Ballots	Limited Ballots
For	1,155	62.98%		473	632	45	5	0
Against	679	37.02%		262	393	21	3	0
Total Votes Cast	1,834	100.00%		735	1,025	66	8	0
Overvotes	0			0	0	0	0	0
Undervotes	267			151	99	14	3	0
Contest Totals	2,101			886	1,124	80	11	0

### Plano ISD - Proposition B

Vote For 1

	TOTAL	VOTE %		Election Day	Early Voting	Ballot By Mail	Provisional Ballots	Limited Ballots
For	1,268	68.03%		541	675	46	6	0
Against	596	31.97%		210	360	24	2	0
Total Votes Cast	1,864	100.00%		751	1,035	70	8	0
Overvotes	0			0	0	0	0	0
Undervotes	237			135	89	10	3	0
Contest Totals	2,101			886	1,124	80	11	0

### Plano ISD - Proposition C




Vote For 1

	TOTAL	VOTE %		Election Day	Early Voting	Ballot By Mail	Provisional Ballots	Limited Ballots
For	1,200	64.62%		486	663	44	7	0
Against	657	35.38%		259	371	26	1	0
Total Votes Cast	1,857	100.00%		745	1,034	70	8	0
Overvotes	0			0	0	0	0	0
Undervotes	244			141	90	10	3	0
Contest Totals	2,101			886	1,124	80	11	0

**PCT 055**




**Plano ISD - Proposition D**

Vote For 1

	TOTAL	VOTE %		Election Day	Early Voting	Ballot By Mail	Provisional Ballots	Limited Ballots
For	1,078	58.59%		451	581	39	7	0
Against	762	41.41%		289	442	30	1	0
Total Votes Cast	1,840	100.00%		740	1,023	69	8	0
Overvotes	0			0	0	0	0	0
Undervotes	261			146	101	11	3	0
Contest Totals	2,101			886	1,124	80	11	0

**Plano ISD - Proposition E**

Vote For 1

	TOTAL	VOTE %		Election Day	Early Voting	Ballot By Mail	Provisional Ballots	Limited Ballots
For	874	47.50%		340	492	35	7	0
Against	966	52.50%		400	531	34	1	0
Total Votes Cast	1,840	100.00%		740	1,023	69	8	0
Overvotes	0			0	0	0	0	0
Undervotes	261			146	101	11	3	0
Contest Totals	2,101			886	1,124	80	11	0

## PCT 056

### U. S. Representative District 3

Vote For 1

	TOTAL	VOTE %	Election Day	Early Voting	Ballot By Mail	Provisional Ballots	Limited Ballots
REP Keith Self	1,025	61.27%	283	719	21	2	0
DEM Sandeep Srivastava	612	36.58%	153	433	25	1	0
LIB Christopher Claytor	36	2.15%	11	25	0	0	0
Total Votes Cast	1,673	100.00%	447	1,177	46	3	0
Overvotes	0		0	0	0	0	0
Undervotes	38		12	25	1	0	0
Contest Totals	1,711		459	1,202	47	3	0

### Governor

Vote For 1

	TOTAL	VOTE %	Election Day	Early Voting	Ballot By Mail	Provisional Ballots	Limited Ballots
REP Greg Abbott	1,001	58.81%	280	697	22	2	0
DEM Beto O'Rourke	673	39.54%	173	475	25	0	0
LIB Mark Tippetts	15	0.88%	1	14	0	0	0
GRN Delilah Barrios	5	0.29%	2	2	0	1	0
Write-In Totals	8	0.47%	2	6	0	0	0
Total Votes Cast	1,702	100.00%	458	1,194	47	3	0
Overvotes	0		0	0	0	0	0
Undervotes	9		1	8	0	0	0
Contest Totals	1,711		459	1,202	47	3	0

### Lieutenant Governor

Vote For 1

	TOTAL	VOTE %	Election Day	Early Voting	Ballot By Mail	Provisional Ballots	Limited Ballots
REP Dan Patrick	972	57.75%	277	673	20	2	0
DEM Mike Collier	664	39.45%	159	477	27	1	0
LIB Shanna Steele	47	2.79%	14	33	0	0	0
Total Votes Cast	1,683	100.00%	450	1,183	47	3	0
Overvotes	0		0	0	0	0	0
Undervotes	28		9	19	0	0	0
Contest Totals	1,711		459	1,202	47	3	0

### Attorney General

Vote For 1

	TOTAL	VOTE %	Election Day	Early Voting	Ballot By Mail	Provisional Ballots	Limited Ballots
REP Ken Paxton	971	57.83%	272	676	21	2	0
DEM Rochelle Mercedes Garza	657	39.13%	164	468	25	0	0
LIB Mark Ash	51	3.04%	16	33	1	1	0
Total Votes Cast	1,679	100.00%	452	1,177	47	3	0
Overvotes	0		0	0	0	0	0
Undervotes	32		7	25	0	0	0
Contest Totals	1,711		459	1,202	47	3	0

**PCT 056**

**Comptroller of Public Accounts**

Vote For 1

	TOTAL	VOTE %	Election Day	Early Voting	Ballot By Mail	Provisional Ballots	Limited Ballots
REP Glenn Hegar	1,022	61.53%	281	718	21	2	0
DEM Janet T. Dudding	600	36.12%	149	425	25	1	0
LIB V. Alonzo Echevarria-Garza	39	2.35%	14	24	1	0	0
Total Votes Cast	1,661	100.00%	444	1,167	47	3	0
Overvotes	0		0	0	0	0	0
Undervotes	50		15	35	0	0	0
Contest Totals	1,711		459	1,202	47	3	0

**Commissioner of the General Land Office**

Vote For 1

	TOTAL	VOTE %	Election Day	Early Voting	Ballot By Mail	Provisional Ballots	Limited Ballots
REP Dawn Buckingham	1,023	61.85%	288	713	20	2	0
DEM Jay Kleberg	604	36.52%	148	432	24	0	0
GRN Alfred Molison, Jr	27	1.63%	10	16	0	1	0
Write-In Totals	0	0.00%	0	0	0	0	0
Total Votes Cast	1,654	100.00%	446	1,161	44	3	0
Overvotes	0		0	0	0	0	0
Undervotes	57		13	41	3	0	0
Contest Totals	1,711		459	1,202	47	3	0

**Commissioner of Agriculture**

Vote For 1

	TOTAL	VOTE %	Election Day	Early Voting	Ballot By Mail	Provisional Ballots	Limited Ballots
REP Sid Miller	1,021	62.22%	284	713	21	3	0
DEM Susan Hays	620	37.78%	152	445	23	0	0
Total Votes Cast	1,641	100.00%	436	1,158	44	3	0
Overvotes	0		0	0	0	0	0
Undervotes	70		23	44	3	0	0
Contest Totals	1,711		459	1,202	47	3	0

**Railroad Commissioner**

Vote For 1

	TOTAL	VOTE %	Election Day	Early Voting	Ballot By Mail	Provisional Ballots	Limited Ballots
REP Wayne Christian	1,004	60.85%	277	704	20	3	0
DEM Luke Warford	589	35.70%	142	424	23	0	0
LIB Jaime Andres Diez	45	2.73%	15	29	1	0	0
GRN Hunter Wayne Crow	12	0.73%	6	6	0	0	0
Total Votes Cast	1,650	100.00%	440	1,163	44	3	0
Overvotes	0		0	0	0	0	0
Undervotes	61		19	39	3	0	0
Contest Totals	1,711		459	1,202	47	3	0

**PCT 056**

**Justice, Supreme Court, Place 3**

Vote For 1

	TOTAL	VOTE %		Election Day	Early Voting	Ballot By Mail	Provisional Ballots	Limited Ballots
REP Debra Lehrmann	1,022	61.60%		275	723	22	2	0
DEM Erin A. Nowell	610	36.77%		156	431	22	1	0
LIB Thomas Edward Oxford	27	1.63%		11	15	1	0	0
Total Votes Cast	1,659	100.00%		442	1,169	45	3	0
Overvotes	0			0	0	0	0	0
Undervotes	52			17	33	2	0	0
Contest Totals	1,711			459	1,202	47	3	0

**Justice, Supreme Court, Place 5**

Vote For 1

	TOTAL	VOTE %		Election Day	Early Voting	Ballot By Mail	Provisional Ballots	Limited Ballots
REP Rebeca Huddle	1,027	62.13%		281	723	21	2	0
DEM Amanda Reichel	626	37.87%		162	439	24	1	0
Total Votes Cast	1,653	100.00%		443	1,162	45	3	0
Overvotes	0			0	0	0	0	0
Undervotes	58			16	40	2	0	0
Contest Totals	1,711			459	1,202	47	3	0

**Justice, Supreme Court, Place 9**

Vote For 1

	TOTAL	VOTE %		Election Day	Early Voting	Ballot By Mail	Provisional Ballots	Limited Ballots
REP Evan Young	1,024	61.91%		277	723	22	2	0
DEM Julia Maldonado	630	38.09%		164	442	23	1	0
Total Votes Cast	1,654	100.00%		441	1,165	45	3	0
Overvotes	0			0	0	0	0	0
Undervotes	57			18	37	2	0	0
Contest Totals	1,711			459	1,202	47	3	0

**Judge, Court of Criminal Appeals, Place 5**

Vote For 1

	TOTAL	VOTE %		Election Day	Early Voting	Ballot By Mail	Provisional Ballots	Limited Ballots
REP Scott Walker	1,008	61.43%		280	706	20	2	0
DEM Dana Huffman	633	38.57%		161	446	25	1	0
Total Votes Cast	1,641	100.00%		441	1,152	45	3	0
Overvotes	0			0	0	0	0	0
Undervotes	70			18	50	2	0	0
Contest Totals	1,711			459	1,202	47	3	0



**PCT 056**

**Judge, Court of Criminal Appeals, Place 6**

Vote For 1

	TOTAL	VOTE %		Election Day	Early Voting	Ballot By Mail	Provisional Ballots	Limited Ballots
REP Jesse F. McClure, III	1,029	62.74%		283	723	21	2	0
DEM Robert Johnson	611	37.26%		157	430	23	1	0
Total Votes Cast	1,640	100.00%		440	1,153	44	3	0
Overvotes	0			0	0	0	0	0
Undervotes	71			19	49	3	0	0
Contest Totals	1,711			459	1,202	47	3	0

**Member, State Board of Education, District 12 CCD**

Vote For 1

	TOTAL	VOTE %		Election Day	Early Voting	Ballot By Mail	Provisional Ballots	Limited Ballots
REP Pam Little	1,007	61.33%		277	707	21	2	0
DEM Alex Cornwallis	592	36.05%		152	417	22	1	0
LIB Christy Mowrey	42	2.56%		14	27	1	0	0
Write-In Totals	1	0.06%		0	1	0	0	0
Total Votes Cast	1,642	100.00%		443	1,152	44	3	0
Overvotes	0			0	0	0	0	0
Undervotes	69			16	50	3	0	0
Contest Totals	1,711			459	1,202	47	3	0

**State Senator, District 8**

Vote For 1

	TOTAL	VOTE %		Election Day	Early Voting	Ballot By Mail	Provisional Ballots	Limited Ballots
REP Angela Paxton	985	59.88%		279	683	21	2	0
DEM Jonathan Cocks	618	37.57%		154	439	24	1	0
LIB Edward Kless	42	2.55%		10	31	1	0	0
Total Votes Cast	1,645	100.00%		443	1,153	46	3	0
Overvotes	0			0	0	0	0	0
Undervotes	66			16	49	1	0	0
Contest Totals	1,711			459	1,202	47	3	0

**State Representative, District 33**

Vote For 1

	TOTAL	VOTE %		Election Day	Early Voting	Ballot By Mail	Provisional Ballots	Limited Ballots
REP Justin Holland	1,020	62.50%		279	718	21	2	0
DEM Graeson Lynskey	612	37.50%		157	430	24	1	0
Total Votes Cast	1,632	100.00%		436	1,148	45	3	0
Overvotes	0			0	0	0	0	0
Undervotes	79			23	54	2	0	0
Contest Totals	1,711			459	1,202	47	3	0

**PCT 056**

**Justice, 5th Court of Appeals District, Place 4**

Vote For 1

	TOTAL	VOTE %		Election Day	Early Voting	Ballot By Mail	Provisional Ballots	Limited Ballots
REP Emily A. Miskel	1,015	62.23%		278	714	20	3	0
DEM Maricela Moore	616	37.77%		159	432	25	0	0
Total Votes Cast	1,631	100.00%		437	1,146	45	3	0
Overvotes	0			0	0	0	0	0
Undervotes	80			22	56	2	0	0
Contest Totals	1,711			459	1,202	47	3	0

**Justice, 5th Court of Appeals District, Place 7**

Vote For 1

	TOTAL	VOTE %		Election Day	Early Voting	Ballot By Mail	Provisional Ballots	Limited Ballots
REP Kristina Williams	1,021	62.64%		279	719	21	2	0
DEM Nancy Kennedy	609	37.36%		157	427	24	1	0
Total Votes Cast	1,630	100.00%		436	1,146	45	3	0
Overvotes	0			0	0	0	0	0
Undervotes	81			23	56	2	0	0
Contest Totals	1,711			459	1,202	47	3	0

**County Judge CCD**

Vote For 1

	TOTAL	VOTE %		Election Day	Early Voting	Ballot By Mail	Provisional Ballots	Limited Ballots
REP Chris Hill	1,027	62.39%		288	715	22	2	0
DEM Joshua Murray	619	37.61%		151	442	25	1	0
Total Votes Cast	1,646	100.00%		439	1,157	47	3	0
Overvotes	0			0	0	0	0	0
Undervotes	65			20	45	0	0	0
Contest Totals	1,711			459	1,202	47	3	0

**District Clerk CCD**

Vote For 1

	TOTAL	VOTE %		Election Day	Early Voting	Ballot By Mail	Provisional Ballots	Limited Ballots
REP Mike Gould	1,025	62.77%		282	720	21	2	0
DEM David Brignac	608	37.23%		155	428	24	1	0
Total Votes Cast	1,633	100.00%		437	1,148	45	3	0
Overvotes	0			0	0	0	0	0
Undervotes	78			22	54	2	0	0
Contest Totals	1,711			459	1,202	47	3	0

## PCT 056

### Justice of the Peace, Precinct 2

Vote For 1

	TOTAL	VOTE %	Election Day	Early Voting	Ballot By Mail	Provisional Ballots	Limited Ballots
REP Ellen Skinner	1,025	62.50%	280	723	20	2	0
DEM Jennifer McKenzie	615	37.50%	157	433	24	1	0
Total Votes Cast	1,640	100.00%	437	1,156	44	3	0
Overvotes	0		0	0	0	0	0
Undervotes	71		22	46	3	0	0
Contest Totals	1,711		459	1,202	47	3	0

### Wylie ISD - Trustee, Place 1

Vote For 1

	TOTAL	VOTE %	Election Day	Early Voting	Ballot By Mail	Provisional Ballots	Limited Ballots
Jill Palmer	568	39.66%	196	359	11	2	0
Stacie Smith	864	60.34%	169	676	19	0	0
Total Votes Cast	1,432	100.00%	365	1,035	30	2	0
Overvotes	0		0	0	0	0	0
Undervotes	279		94	167	17	1	0
Contest Totals	1,711		459	1,202	47	3	0

### Wylie ISD - Trustee, Place 2

Vote For 1

	TOTAL	VOTE %	Election Day	Early Voting	Ballot By Mail	Provisional Ballots	Limited Ballots
Jeffrey Keech	524	36.77%	163	351	8	2	0
Mike Williams	901	63.23%	199	680	21	1	0
Total Votes Cast	1,425	100.00%	362	1,031	29	3	0
Overvotes	0		0	0	0	0	0
Undervotes	286		97	171	18	0	0
Contest Totals	1,711		459	1,202	47	3	0

### Wylie ISD - Trustee, Place 5

Vote For 1

	TOTAL	VOTE %	Election Day	Early Voting	Ballot By Mail	Provisional Ballots	Limited Ballots
Virddie Montgomery	864	61.23%	185	665	14	0	0
Kevin Brooks	547	38.77%	175	355	14	3	0
Total Votes Cast	1,411	100.00%	360	1,020	28	3	0
Overvotes	0		0	0	0	0	0
Undervotes	300		99	182	19	0	0
Contest Totals	1,711		459	1,202	47	3	0

**PCT 056**

**Wylie ISD - Trustee, Place 6**

Vote For 1

	TOTAL	VOTE %		Election Day	Early Voting	Ballot By Mail	Provisional Ballots	Limited Ballots
Jacob Day	866	63.30%		208	644	14	0	0
Michael Schwerin	502	36.70%		142	342	15	3	0
Total Votes Cast	1,368	100.00%		350	986	29	3	0
Overvotes	0			0	0	0	0	0
Undervotes	343			109	216	18	0	0
Contest Totals	1,711			459	1,202	47	3	0

## PCT 057

### U. S. Representative District 3

Vote For 1

	TOTAL	VOTE %	Election Day	Early Voting	Ballot By Mail	Provisional Ballots	Limited Ballots
REP Keith Self	1,380	56.37%	385	956	38	1	0
DEM Sandeep Srivastava	998	40.77%	263	693	42	0	0
LIB Christopher Claytor	70	2.86%	31	39	0	0	0
Total Votes Cast	2,448	100.00%	679	1,688	80	1	0
Overvotes	0		0	0	0	0	0
Undervotes	41		11	30	0	0	0
Contest Totals	2,489		690	1,718	80	1	0

### Governor

Vote For 1

	TOTAL	VOTE %	Election Day	Early Voting	Ballot By Mail	Provisional Ballots	Limited Ballots
REP Greg Abbott	1,360	54.77%	370	952	37	1	0
DEM Beto O'Rourke	1,082	43.58%	296	743	43	0	0
LIB Mark Tippetts	31	1.25%	16	15	0	0	0
GRN Delilah Barrios	8	0.32%	5	3	0	0	0
Write-In Totals	2	0.08%	2	0	0	0	0
Total Votes Cast	2,483	100.00%	689	1,713	80	1	0
Overvotes	0		0	0	0	0	0
Undervotes	6		1	5	0	0	0
Contest Totals	2,489		690	1,718	80	1	0

### Lieutenant Governor

Vote For 1

	TOTAL	VOTE %	Election Day	Early Voting	Ballot By Mail	Provisional Ballots	Limited Ballots
REP Dan Patrick	1,328	54.12%	364	925	38	1	0
DEM Mike Collier	1,053	42.91%	283	729	41	0	0
LIB Shanna Steele	73	2.97%	33	39	1	0	0
Total Votes Cast	2,454	100.00%	680	1,693	80	1	0
Overvotes	0		0	0	0	0	0
Undervotes	35		10	25	0	0	0
Contest Totals	2,489		690	1,718	80	1	0

### Attorney General

Vote For 1

	TOTAL	VOTE %	Election Day	Early Voting	Ballot By Mail	Provisional Ballots	Limited Ballots
REP Ken Paxton	1,297	52.96%	361	903	33	0	0
DEM Rochelle Mercedes Garza	1,063	43.41%	289	730	43	1	0
LIB Mark Ash	89	3.63%	31	55	3	0	0
Total Votes Cast	2,449	100.00%	681	1,688	79	1	0
Overvotes	0		0	0	0	0	0
Undervotes	40		9	30	1	0	0
Contest Totals	2,489		690	1,718	80	1	0

**PCT 057**

**Comptroller of Public Accounts**

Vote For 1

	TOTAL	VOTE %	Election Day	Early Voting	Ballot By Mail	Provisional Ballots	Limited Ballots
REP Glenn Hegar	1,377	56.57%	379	960	37	1	0
DEM Janet T. Dudding	1,001	41.13%	268	691	42	0	0
LIB V. Alonzo Echevarria-Garza	56	2.30%	25	31	0	0	0
Total Votes Cast	2,434	100.00%	672	1,682	79	1	0
Overvotes	0		0	0	0	0	0
Undervotes	55		18	36	1	0	0
Contest Totals	2,489		690	1,718	80	1	0

**Commissioner of the General Land Office**

Vote For 1

	TOTAL	VOTE %	Election Day	Early Voting	Ballot By Mail	Provisional Ballots	Limited Ballots
REP Dawn Buckingham	1,368	56.55%	385	945	37	1	0
DEM Jay Kleberg	1,010	41.75%	273	694	43	0	0
GRN Alfred Molison, Jr	39	1.61%	11	28	0	0	0
Write-In Totals	2	0.08%	0	2	0	0	0
Total Votes Cast	2,419	100.00%	669	1,669	80	1	0
Overvotes	0		0	0	0	0	0
Undervotes	70		21	49	0	0	0
Contest Totals	2,489		690	1,718	80	1	0

**Commissioner of Agriculture**

Vote For 1

	TOTAL	VOTE %	Election Day	Early Voting	Ballot By Mail	Provisional Ballots	Limited Ballots
REP Sid Miller	1,369	56.66%	388	945	36	0	0
DEM Susan Hays	1,047	43.34%	281	722	43	1	0
Total Votes Cast	2,416	100.00%	669	1,667	79	1	0
Overvotes	0		0	0	0	0	0
Undervotes	73		21	51	1	0	0
Contest Totals	2,489		690	1,718	80	1	0

**Railroad Commissioner**

Vote For 1

	TOTAL	VOTE %	Election Day	Early Voting	Ballot By Mail	Provisional Ballots	Limited Ballots
REP Wayne Christian	1,344	55.63%	368	938	38	0	0
DEM Luke Warford	979	40.52%	259	678	42	0	0
LIB Jaime Andres Diez	62	2.57%	31	30	0	1	0
GRN Hunter Wayne Crow	31	1.28%	9	22	0	0	0
Total Votes Cast	2,416	100.00%	667	1,668	80	1	0
Overvotes	0		0	0	0	0	0
Undervotes	73		23	50	0	0	0
Contest Totals	2,489		690	1,718	80	1	0

**PCT 057**

**Justice, Supreme Court, Place 3**

Vote For 1

	TOTAL	VOTE %	Election Day	Early Voting	Ballot By Mail	Provisional Ballots	Limited Ballots
REP Debra Lehrmann	1,366	56.47%	376	951	38	1	0
DEM Erin A. Nowell	1,011	41.79%	273	696	42	0	0
LIB Thomas Edward Oxford	42	1.74%	21	21	0	0	0
Total Votes Cast	2,419	100.00%	670	1,668	80	1	0
Overvotes	0		0	0	0	0	0
Undervotes	70		20	50	0	0	0
Contest Totals	2,489		690	1,718	80	1	0

**Justice, Supreme Court, Place 5**

Vote For 1

	TOTAL	VOTE %	Election Day	Early Voting	Ballot By Mail	Provisional Ballots	Limited Ballots
REP Rebeca Huddle	1,387	57.48%	391	958	37	1	0
DEM Amanda Reichel	1,026	42.52%	279	704	43	0	0
Total Votes Cast	2,413	100.00%	670	1,662	80	1	0
Overvotes	0		0	0	0	0	0
Undervotes	76		20	56	0	0	0
Contest Totals	2,489		690	1,718	80	1	0

**Justice, Supreme Court, Place 9**

Vote For 1

	TOTAL	VOTE %	Election Day	Early Voting	Ballot By Mail	Provisional Ballots	Limited Ballots
REP Evan Young	1,360	56.48%	379	944	36	1	0
DEM Julia Maldonado	1,048	43.52%	288	717	43	0	0
Total Votes Cast	2,408	100.00%	667	1,661	79	1	0
Overvotes	0		0	0	0	0	0
Undervotes	81		23	57	1	0	0
Contest Totals	2,489		690	1,718	80	1	0

**Judge, Court of Criminal Appeals, Place 5**

Vote For 1

	TOTAL	VOTE %	Election Day	Early Voting	Ballot By Mail	Provisional Ballots	Limited Ballots
REP Scott Walker	1,373	56.95%	380	955	37	1	0
DEM Dana Huffman	1,038	43.05%	287	708	43	0	0
Total Votes Cast	2,411	100.00%	667	1,663	80	1	0
Overvotes	0		0	0	0	0	0
Undervotes	78		23	55	0	0	0
Contest Totals	2,489		690	1,718	80	1	0

**PCT 057**

**Judge, Court of Criminal Appeals, Place 6**

Vote For 1

	TOTAL	VOTE %		Election Day	Early Voting	Ballot By Mail	Provisional Ballots	Limited Ballots
REP Jesse F. McClure, III	1,385	57.64%		384	962	38	1	0
DEM Robert Johnson	1,018	42.36%		278	698	42	0	0
Total Votes Cast	2,403	100.00%		662	1,660	80	1	0
Overvotes	0			0	0	0	0	0
Undervotes	86			28	58	0	0	0
Contest Totals	2,489			690	1,718	80	1	0

**Member, State Board of Education, District 12 CCD**

Vote For 1

	TOTAL	VOTE %		Election Day	Early Voting	Ballot By Mail	Provisional Ballots	Limited Ballots
REP Pam Little	1,344	55.77%		367	939	37	1	0
DEM Alex Cornwallis	990	41.08%		264	683	43	0	0
LIB Christy Mowrey	73	3.03%		34	39	0	0	0
Write-In Totals	3	0.12%		2	1	0	0	0
Total Votes Cast	2,410	100.00%		667	1,662	80	1	0
Overvotes	0			0	0	0	0	0
Undervotes	79			23	56	0	0	0
Contest Totals	2,489			690	1,718	80	1	0

**State Senator, District 8**

Vote For 1

	TOTAL	VOTE %		Election Day	Early Voting	Ballot By Mail	Provisional Ballots	Limited Ballots
REP Angela Paxton	1,305	53.95%		371	901	33	0	0
DEM Jonathan Cocks	1,043	43.12%		274	725	44	0	0
LIB Edward Kless	71	2.94%		26	41	3	1	0
Total Votes Cast	2,419	100.00%		671	1,667	80	1	0
Overvotes	0			0	0	0	0	0
Undervotes	70			19	51	0	0	0
Contest Totals	2,489			690	1,718	80	1	0

**State Representative, District 61**

Vote For 1

	TOTAL	VOTE %		Election Day	Early Voting	Ballot By Mail	Provisional Ballots	Limited Ballots
REP Frederick Frazier	1,372	56.69%		382	953	36	1	0
DEM Sheena King	1,048	43.31%		291	714	43	0	0
Total Votes Cast	2,420	100.00%		673	1,667	79	1	0
Overvotes	0			0	0	0	0	0
Undervotes	69			17	51	1	0	0
Contest Totals	2,489			690	1,718	80	1	0



**PCT 057**

**Justice, 5th Court of Appeals District, Place 4**

Vote For 1

	TOTAL	VOTE %	Election Day	Early Voting	Ballot By Mail	Provisional Ballots	Limited Ballots
REP Emily A. Miskel	1,380	57.55%	382	959	38	1	0
DEM Maricela Moore	1,018	42.45%	281	695	42	0	0
Total Votes Cast	2,398	100.00%	663	1,654	80	1	0
Overvotes	0		0	0	0	0	0
Undervotes	91		27	64	0	0	0
Contest Totals	2,489		690	1,718	80	1	0

**Justice, 5th Court of Appeals District, Place 7**

Vote For 1

	TOTAL	VOTE %	Election Day	Early Voting	Ballot By Mail	Provisional Ballots	Limited Ballots
REP Kristina Williams	1,361	56.90%	379	944	37	1	0
DEM Nancy Kennedy	1,031	43.10%	280	708	43	0	0
Total Votes Cast	2,392	100.00%	659	1,652	80	1	0
Overvotes	0		0	0	0	0	0
Undervotes	97		31	66	0	0	0
Contest Totals	2,489		690	1,718	80	1	0

**County Judge CCD**

Vote For 1

	TOTAL	VOTE %	Election Day	Early Voting	Ballot By Mail	Provisional Ballots	Limited Ballots
REP Chris Hill	1,388	57.43%	392	958	37	1	0
DEM Joshua Murray	1,029	42.57%	278	710	41	0	0
Total Votes Cast	2,417	100.00%	670	1,668	78	1	0
Overvotes	0		0	0	0	0	0
Undervotes	72		20	50	2	0	0
Contest Totals	2,489		690	1,718	80	1	0

**District Clerk CCD**




Vote For 1

	TOTAL	VOTE %	Election Day	Early Voting	Ballot By Mail	Provisional Ballots	Limited Ballots
REP Mike Gould	1,386	57.68%	387	962	36	1	0
DEM David Brignac	1,017	42.32%	278	696	43	0	0
Total Votes Cast	2,403	100.00%	665	1,658	79	1	0
Overvotes	0		0	0	0	0	0
Undervotes	86		25	60	1	0	0
Contest Totals	2,489		690	1,718	80	1	0

**PCT 057**

**McKinney, City of - Local Option Election**

Vote For 1

	TOTAL	VOTE %		Election Day	Early Voting	Ballot By Mail	Provisional Ballots	Limited Ballots
For	1,737	72.44%		468	1,218	50	1	0
Against	661	27.56%		196	445	20	0	0
Total Votes Cast	2,398	100.00%		664	1,663	70	1	0
Overvotes	0			0	0	0	0	0
Undervotes	91			26	55	10	0	0
Contest Totals	2,489			690	1,718	80	1	0

## PCT 058

### U. S. Representative, District 4

Vote For 1

	TOTAL	VOTE %	Election Day	Early Voting	Ballot By Mail	Provisional Ballots	Limited Ballots
REP Pat Fallon	811	45.41%	228	551	30	2	0
DEM Iro Omere	933	52.24%	258	607	66	2	0
LIB John Simmons	42	2.35%	17	25	0	0	0
Total Votes Cast	1,786	100.00%	503	1,183	96	4	0
Overvotes	0		0	0	0	0	0
Undervotes	58		18	33	7	0	0
Contest Totals	1,844		521	1,216	103	4	0

### Governor

Vote For 1

	TOTAL	VOTE %	Election Day	Early Voting	Ballot By Mail	Provisional Ballots	Limited Ballots
REP Greg Abbott	806	43.92%	221	556	27	2	0
DEM Beto O'Rourke	1,008	54.93%	288	646	72	2	0
LIB Mark Tippetts	15	0.82%	6	8	1	0	0
GRN Delilah Barrios	4	0.22%	3	1	0	0	0
Write-In Totals	2	0.11%	1	0	1	0	0
Total Votes Cast	1,835	100.00%	519	1,211	101	4	0
Overvotes	0		0	0	0	0	0
Undervotes	9		2	5	2	0	0
Contest Totals	1,844		521	1,216	103	4	0

### Lieutenant Governor

Vote For 1

	TOTAL	VOTE %	Election Day	Early Voting	Ballot By Mail	Provisional Ballots	Limited Ballots
REP Dan Patrick	771	42.50%	213	531	25	2	0
DEM Mike Collier	1,001	55.18%	281	642	76	2	0
LIB Shanna Steele	42	2.32%	16	25	1	0	0
Total Votes Cast	1,814	100.00%	510	1,198	102	4	0
Overvotes	0		0	0	0	0	0
Undervotes	30		11	18	1	0	0
Contest Totals	1,844		521	1,216	103	4	0

### Attorney General

Vote For 1

	TOTAL	VOTE %	Election Day	Early Voting	Ballot By Mail	Provisional Ballots	Limited Ballots
REP Ken Paxton	766	42.25%	216	522	26	2	0
DEM Rochelle Mercedes Garza	988	54.50%	272	641	73	2	0
LIB Mark Ash	59	3.25%	24	32	3	0	0
Total Votes Cast	1,813	100.00%	512	1,195	102	4	0
Overvotes	0		0	0	0	0	0
Undervotes	31		9	21	1	0	0
Contest Totals	1,844		521	1,216	103	4	0

**PCT 058**

**Comptroller of Public Accounts**

Vote For 1

	TOTAL	VOTE %	Election Day	Early Voting	Ballot By Mail	Provisional Ballots	Limited Ballots
REP Glenn Hegar	846	47.21%	239	574	31	2	0
DEM Janet T. Dudding	913	50.95%	252	593	66	2	0
LIB V. Alonzo Echevarria-Garza	33	1.84%	11	22	0	0	0
Total Votes Cast	1,792	100.00%	502	1,189	97	4	0
Overvotes	0		0	0	0	0	0
Undervotes	52		19	27	6	0	0
Contest Totals	1,844		521	1,216	103	4	0

**Commissioner of the General Land Office**

Vote For 1

	TOTAL	VOTE %	Election Day	Early Voting	Ballot By Mail	Provisional Ballots	Limited Ballots
REP Dawn Buckingham	816	45.61%	224	560	30	2	0
DEM Jay Kleberg	942	52.66%	265	609	66	2	0
GRN Alfred Molison, Jr	31	1.73%	12	18	1	0	0
Write-In Totals	0	0.00%	0	0	0	0	0
Total Votes Cast	1,789	100.00%	501	1,187	97	4	0
Overvotes	0		0	0	0	0	0
Undervotes	55		20	29	6	0	0
Contest Totals	1,844		521	1,216	103	4	0

**Commissioner of Agriculture**

Vote For 1

	TOTAL	VOTE %	Election Day	Early Voting	Ballot By Mail	Provisional Ballots	Limited Ballots
REP Sid Miller	833	46.54%	232	569	30	2	0
DEM Susan Hays	957	53.46%	268	621	66	2	0
Total Votes Cast	1,790	100.00%	500	1,190	96	4	0
Overvotes	0		0	0	0	0	0
Undervotes	54		21	26	7	0	0
Contest Totals	1,844		521	1,216	103	4	0

**Railroad Commissioner**

Vote For 1

	TOTAL	VOTE %	Election Day	Early Voting	Ballot By Mail	Provisional Ballots	Limited Ballots
REP Wayne Christian	812	45.36%	221	558	31	2	0
DEM Luke Warford	913	51.01%	250	597	64	2	0
LIB Jaime Andres Diez	42	2.35%	18	24	0	0	0
GRN Hunter Wayne Crow	23	1.28%	10	12	1	0	0
Total Votes Cast	1,790	100.00%	499	1,191	96	4	0
Overvotes	0		0	0	0	0	0
Undervotes	54		22	25	7	0	0
Contest Totals	1,844		521	1,216	103	4	0

**PCT 058**

**Justice, Supreme Court, Place 3**

Vote For 1

	TOTAL	VOTE %	Election Day	Early Voting	Ballot By Mail	Provisional Ballots	Limited Ballots
REP Debra Lehrmann	821	46.05%	224	562	33	2	0
DEM Erin A. Nowell	929	52.10%	257	606	64	2	0
LIB Thomas Edward Oxford	33	1.85%	18	15	0	0	0
Total Votes Cast	1,783	100.00%	499	1,183	97	4	0
Overvotes	0		0	0	0	0	0
Undervotes	61		22	33	6	0	0
Contest Totals	1,844		521	1,216	103	4	0

**Justice, Supreme Court, Place 5**

Vote For 1

	TOTAL	VOTE %	Election Day	Early Voting	Ballot By Mail	Provisional Ballots	Limited Ballots
REP Rebeca Huddle	826	46.51%	229	563	32	2	0
DEM Amanda Reichel	950	53.49%	267	616	65	2	0
Total Votes Cast	1,776	100.00%	496	1,179	97	4	0
Overvotes	0		0	0	0	0	0
Undervotes	68		25	37	6	0	0
Contest Totals	1,844		521	1,216	103	4	0

**Justice, Supreme Court, Place 9**

Vote For 1

	TOTAL	VOTE %	Election Day	Early Voting	Ballot By Mail	Provisional Ballots	Limited Ballots
REP Evan Young	823	46.37%	224	566	31	2	0
DEM Julia Maldonado	952	53.63%	269	615	66	2	0
Total Votes Cast	1,775	100.00%	493	1,181	97	4	0
Overvotes	0		0	0	0	0	0
Undervotes	69		28	35	6	0	0
Contest Totals	1,844		521	1,216	103	4	0

**Judge, Court of Criminal Appeals, Place 5**




Vote For 1

	TOTAL	VOTE %	Election Day	Early Voting	Ballot By Mail	Provisional Ballots	Limited Ballots
REP Scott Walker	814	46.12%	224	559	29	2	0
DEM Dana Huffman	951	53.88%	268	616	65	2	0
Total Votes Cast	1,765	100.00%	492	1,175	94	4	0
Overvotes	0		0	0	0	0	0
Undervotes	79		29	41	9	0	0
Contest Totals	1,844		521	1,216	103	4	0

**PCT 058**






**Judge, Court of Criminal Appeals, Place 6**

Vote For 1

	TOTAL	VOTE %		Election Day	Early Voting	Ballot By Mail	Provisional Ballots	Limited Ballots
REP Jesse F. McClure, III	821	46.62%		225	565	29	2	0
DEM Robert Johnson	940	53.38%		264	610	64	2	0
Total Votes Cast	1,761	100.00%		489	1,175	93	4	0
Overvotes	0			0	0	0	0	0
Undervotes	83			32	41	10	0	0
Contest Totals	1,844			521	1,216	103	4	0





**Member, State Board of Education, District 12 CCD**

Vote For 1

	TOTAL	VOTE %		Election Day	Early Voting	Ballot By Mail	Provisional Ballots	Limited Ballots
REP Pam Little	807	45.41%		225	552	28	2	0
DEM Alex Cornwallis	916	51.55%		252	595	67	2	0
LIB Christy Mowrey	53	2.98%		17	35	1	0	0
Write-In Totals	1	0.06%		0	1	0	0	0
Total Votes Cast	1,777	100.00%		494	1,183	96	4	0
Overvotes	0			0	0	0	0	0
Undervotes	67			27	33	7	0	0
Contest Totals	1,844			521	1,216	103	4	0




**State Senator, District 8**

Vote For 1

	TOTAL	VOTE %		Election Day	Early Voting	Ballot By Mail	Provisional Ballots	Limited Ballots
REP Angela Paxton	774	43.46%		214	531	27	2	0
DEM Jonathan Cocks	961	53.96%		259	630	70	2	0
LIB Edward Kless	46	2.58%		19	27	0	0	0
Total Votes Cast	1,781	100.00%		492	1,188	97	4	0
Overvotes	0			0	0	0	0	0
Undervotes	63			29	28	6	0	0
Contest Totals	1,844			521	1,216	103	4	0

**State Representative, District 70**

Vote For 1

	TOTAL	VOTE %		Election Day	Early Voting	Ballot By Mail	Provisional Ballots	Limited Ballots
REP Jamee Jolly	830	46.76%		231	563	34	2	0
DEM Mihaela Elizabeth Plesa	945	53.24%		263	615	65	2	0
Total Votes Cast	1,775	100.00%		494	1,178	99	4	0
Overvotes	0			0	0	0	0	0
Undervotes	69			27	38	4	0	0
Contest Totals	1,844			521	1,216	103	4	0

## PCT 058

### Justice, 5th Court of Appeals District, Place 4

Vote For 1

	TOTAL	VOTE %		Election Day	Early Voting	Ballot By Mail	Provisional Ballots	Limited Ballots
REP Emily A. Miskel	827	46.94%		228	567	30	2	0
DEM Maricela Moore	935	53.06%		264	610	59	2	0
Total Votes Cast	1,762	100.00%		492	1,177	89	4	0
Overvotes	0			0	0	0	0	0
Undervotes	82			29	39	14	0	0
Contest Totals	1,844			521	1,216	103	4	0

### Justice, 5th Court of Appeals District, Place 7

Vote For 1

	TOTAL	VOTE %		Election Day	Early Voting	Ballot By Mail	Provisional Ballots	Limited Ballots
REP Kristina Williams	817	46.45%		223	565	27	2	0
DEM Nancy Kennedy	942	53.55%		267	611	62	2	0
Total Votes Cast	1,759	100.00%		490	1,176	89	4	0
Overvotes	0			0	0	0	0	0
Undervotes	85			31	40	14	0	0
Contest Totals	1,844			521	1,216	103	4	0

### County Judge CCD

Vote For 1

	TOTAL	VOTE %		Election Day	Early Voting	Ballot By Mail	Provisional Ballots	Limited Ballots
REP Chris Hill	812	45.90%		218	564	28	2	0
DEM Joshua Murray	957	54.10%		273	620	62	2	0
Total Votes Cast	1,769	100.00%		491	1,184	90	4	0
Overvotes	0			0	0	0	0	0
Undervotes	75			30	32	13	0	0
Contest Totals	1,844			521	1,216	103	4	0

### District Clerk CCD

Vote For 1

	TOTAL	VOTE %		Election Day	Early Voting	Ballot By Mail	Provisional Ballots	Limited Ballots
REP Mike Gould	831	47.24%		224	577	28	2	0
DEM David Brignac	928	52.76%		263	603	60	2	0
Total Votes Cast	1,759	100.00%		487	1,180	88	4	0
Overvotes	0			0	0	0	0	0
Undervotes	85			34	36	15	0	0
Contest Totals	1,844			521	1,216	103	4	0

## PCT 058

### County Commissioner, Precinct 4

Vote For 1

	TOTAL	VOTE %		Election Day	Early Voting	Ballot By Mail	Provisional Ballots	Limited Ballots
REP Duncan Webb	836	47.20%	<div style="width: 47.20%;"><div style="width: 47.20%;"></div></div>	230	577	27	2	0
DEM Jeffrey Williams	935	52.80%	<div style="width: 52.80%;"><div style="width: 52.80%;"></div></div>	264	607	62	2	0
Total Votes Cast	1,771	100.00%	<div style="width: 100.00%;"><div style="width: 100.00%;"></div></div>	494	1,184	89	4	0
Overvotes	0			0	0	0	0	0
Undervotes	73			27	32	14	0	0
Contest Totals	1,844			521	1,216	103	4	0

### Justice of the Peace, Precinct 3

Vote For 1

	TOTAL	VOTE %		Election Day	Early Voting	Ballot By Mail	Provisional Ballots	Limited Ballots
REP Mike Missildine	832	47.43%	<div style="width: 47.43%;"><div style="width: 47.43%;"></div></div>	229	574	27	2	0
DEM Irvin Lynn Barrett	922	52.57%	<div style="width: 52.57%;"><div style="width: 52.57%;"></div></div>	256	602	62	2	0
Total Votes Cast	1,754	100.00%	<div style="width: 100.00%;"><div style="width: 100.00%;"></div></div>	485	1,176	89	4	0
Overvotes	0			0	0	0	0	0
Undervotes	90			36	40	14	0	0
Contest Totals	1,844			521	1,216	103	4	0

### Plano ISD - Proposition A

Vote For 1

	TOTAL	VOTE %		Election Day	Early Voting	Ballot By Mail	Provisional Ballots	Limited Ballots
For	907	53.17%	<div style="width: 53.17%;"><div style="width: 53.17%;"></div></div>	231	615	57	4	0
Against	799	46.83%	<div style="width: 46.83%;"><div style="width: 46.83%;"></div></div>	231	538	30	0	0
Total Votes Cast	1,706	100.00%	<div style="width: 100.00%;"><div style="width: 100.00%;"></div></div>	462	1,153	87	4	0
Overvotes	0			0	0	0	0	0
Undervotes	138			59	63	16	0	0
Contest Totals	1,844			521	1,216	103	4	0

### Plano ISD - Proposition B

Vote For 1

	TOTAL	VOTE %		Election Day	Early Voting	Ballot By Mail	Provisional Ballots	Limited Ballots
For	1,024	59.71%	<div style="width: 59.71%;"><div style="width: 59.71%;"></div></div>	278	678	64	4	0
Against	691	40.29%	<div style="width: 40.29%;"><div style="width: 40.29%;"></div></div>	191	473	27	0	0
Total Votes Cast	1,715	100.00%	<div style="width: 100.00%;"><div style="width: 100.00%;"></div></div>	469	1,151	91	4	0
Overvotes	0			0	0	0	0	0
Undervotes	129			52	65	12	0	0
Contest Totals	1,844			521	1,216	103	4	0



## PCT 058

### Plano ISD - Proposition C

Vote For 1

	TOTAL	VOTE %		Election Day	Early Voting	Ballot By Mail	Provisional Ballots	Limited Ballots
For	1,011	59.09%	<div style="width: 59.09%; background-color: #ffc107;"> </div> <div style="width: 40.91%; background-color: #6c757d;"> </div>	264	679	64	4	0
Against	700	40.91%	<div style="width: 40.91%; background-color: #ffc107;"> </div> <div style="width: 59.09%; background-color: #6c757d;"> </div>	203	471	26	0	0
Total Votes Cast	1,711	100.00%	<div style="width: 100%; background-color: #ffc107;"> </div>	467	1,150	90	4	0
Overvotes	0			0	0	0	0	0
Undervotes	133			54	66	13	0	0
Contest Totals	1,844			521	1,216	103	4	0

### Plano ISD - Proposition D

Vote For 1

	TOTAL	VOTE %		Election Day	Early Voting	Ballot By Mail	Provisional Ballots	Limited Ballots
For	886	51.75%	<div style="width: 51.75%; background-color: #ffc107;"> </div> <div style="width: 48.25%; background-color: #6c757d;"> </div>	255	574	54	3	0
Against	826	48.25%	<div style="width: 48.25%; background-color: #ffc107;"> </div> <div style="width: 51.75%; background-color: #6c757d;"> </div>	214	574	37	1	0
Total Votes Cast	1,712	100.00%	<div style="width: 100%; background-color: #ffc107;"> </div>	469	1,148	91	4	0
Overvotes	0			0	0	0	0	0
Undervotes	132			52	68	12	0	0
Contest Totals	1,844			521	1,216	103	4	0

### Plano ISD - Proposition E

Vote For 1

	TOTAL	VOTE %		Election Day	Early Voting	Ballot By Mail	Provisional Ballots	Limited Ballots
For	823	47.99%	<div style="width: 47.99%; background-color: #ffc107;"> </div> <div style="width: 52.01%; background-color: #6c757d;"> </div>	220	558	43	2	0
Against	892	52.01%	<div style="width: 52.01%; background-color: #ffc107;"> </div> <div style="width: 47.99%; background-color: #6c757d;"> </div>	248	594	48	2	0
Total Votes Cast	1,715	100.00%	<div style="width: 100%; background-color: #ffc107;"> </div>	468	1,152	91	4	0
Overvotes	0			0	0	0	0	0
Undervotes	129			53	64	12	0	0
Contest Totals	1,844			521	1,216	103	4	0

## PCT 059

### U. S. Representative District 3

Vote For 1

	TOTAL	VOTE %	Election Day	Early Voting	Ballot By Mail	Provisional Ballots	Limited Ballots
REP Keith Self	1,165	57.16%	319	819	26	1	0
DEM Sandeep Srivastava	797	39.11%	202	566	28	1	0
LIB Christopher Claytor	76	3.73%	22	54	0	0	0
Total Votes Cast	2,038	100.00%	543	1,439	54	2	0
Overvotes	0		0	0	0	0	0
Undervotes	40		13	24	3	0	0
Contest Totals	2,078		556	1,463	57	2	0

### Governor

Vote For 1

	TOTAL	VOTE %	Election Day	Early Voting	Ballot By Mail	Provisional Ballots	Limited Ballots
REP Greg Abbott	1,154	55.72%	315	812	26	1	0
DEM Beto O'Rourke	879	42.44%	227	620	31	1	0
LIB Mark Tippetts	30	1.45%	8	22	0	0	0
GRN Delilah Barrios	6	0.29%	3	3	0	0	0
Write-In Totals	2	0.10%	2	0	0	0	0
Total Votes Cast	2,071	100.00%	555	1,457	57	2	0
Overvotes	0		0	0	0	0	0
Undervotes	7		1	6	0	0	0
Contest Totals	2,078		556	1,463	57	2	0

### Lieutenant Governor

Vote For 1

	TOTAL	VOTE %	Election Day	Early Voting	Ballot By Mail	Provisional Ballots	Limited Ballots
REP Dan Patrick	1,118	54.64%	312	779	26	1	0
DEM Mike Collier	878	42.91%	218	629	30	1	0
LIB Shanna Steele	50	2.44%	14	36	0	0	0
Total Votes Cast	2,046	100.00%	544	1,444	56	2	0
Overvotes	0		0	0	0	0	0
Undervotes	32		12	19	1	0	0
Contest Totals	2,078		556	1,463	57	2	0

### Attorney General

Vote For 1

	TOTAL	VOTE %	Election Day	Early Voting	Ballot By Mail	Provisional Ballots	Limited Ballots
REP Ken Paxton	1,117	54.84%	320	771	25	1	0
DEM Rochelle Mercedes Garza	837	41.09%	203	602	31	1	0
LIB Mark Ash	83	4.07%	20	62	1	0	0
Total Votes Cast	2,037	100.00%	543	1,435	57	2	0
Overvotes	0		0	0	0	0	0
Undervotes	41		13	28	0	0	0
Contest Totals	2,078		556	1,463	57	2	0

**PCT 059**

**Comptroller of Public Accounts**

Vote For 1

	TOTAL	VOTE %	Election Day	Early Voting	Ballot By Mail	Provisional Ballots	Limited Ballots
REP Glenn Hegar	1,200	59.08%	328	844	27	1	0
DEM Janet T. Dudding	784	38.60%	191	564	28	1	0
LIB V. Alonzo Echevarria-Garza	47	2.31%	18	29	0	0	0
Total Votes Cast	2,031	100.00%	537	1,437	55	2	0
Overvotes	0		0	0	0	0	0
Undervotes	47		19	26	2	0	0
Contest Totals	2,078		556	1,463	57	2	0

**Commissioner of the General Land Office**

Vote For 1

	TOTAL	VOTE %	Election Day	Early Voting	Ballot By Mail	Provisional Ballots	Limited Ballots
REP Dawn Buckingham	1,195	58.87%	332	835	27	1	0
DEM Jay Kleberg	800	39.41%	194	578	27	1	0
GRN Alfred Molison, Jr	32	1.58%	11	20	1	0	0
Write-In Totals	3	0.15%	0	3	0	0	0
Total Votes Cast	2,030	100.00%	537	1,436	55	2	0
Overvotes	0		0	0	0	0	0
Undervotes	48		19	27	2	0	0
Contest Totals	2,078		556	1,463	57	2	0

**Commissioner of Agriculture**

Vote For 1

	TOTAL	VOTE %	Election Day	Early Voting	Ballot By Mail	Provisional Ballots	Limited Ballots
REP Sid Miller	1,196	59.27%	332	837	26	1	0
DEM Susan Hays	822	40.73%	204	588	29	1	0
Total Votes Cast	2,018	100.00%	536	1,425	55	2	0
Overvotes	0		0	0	0	0	0
Undervotes	60		20	38	2	0	0
Contest Totals	2,078		556	1,463	57	2	0

**Railroad Commissioner**

Vote For 1

	TOTAL	VOTE %	Election Day	Early Voting	Ballot By Mail	Provisional Ballots	Limited Ballots
REP Wayne Christian	1,157	57.25%	314	815	27	1	0
DEM Luke Warford	776	38.40%	188	561	26	1	0
LIB Jaime Andres Diez	60	2.97%	23	37	0	0	0
GRN Hunter Wayne Crow	28	1.39%	10	17	1	0	0
Total Votes Cast	2,021	100.00%	535	1,430	54	2	0
Overvotes	0		0	0	0	0	0
Undervotes	57		21	33	3	0	0
Contest Totals	2,078		556	1,463	57	2	0

**PCT 059**

**Justice, Supreme Court, Place 3**

Vote For 1

	TOTAL	VOTE %	Election Day	Early Voting	Ballot By Mail	Provisional Ballots	Limited Ballots
REP Debra Lehrmann	1,176	57.99%	320	828	27	1	0
DEM Erin A. Nowell	811	39.99%	208	574	28	1	0
LIB Thomas Edward Oxford	41	2.02%	14	27	0	0	0
Total Votes Cast	2,028	100.00%	542	1,429	55	2	0
Overvotes	0		0	0	0	0	0
Undervotes	50		14	34	2	0	0
Contest Totals	2,078		556	1,463	57	2	0

**Justice, Supreme Court, Place 5**

Vote For 1

	TOTAL	VOTE %	Election Day	Early Voting	Ballot By Mail	Provisional Ballots	Limited Ballots
REP Rebeca Huddle	1,200	59.52%	332	840	27	1	0
DEM Amanda Reichel	816	40.48%	206	581	28	1	0
Total Votes Cast	2,016	100.00%	538	1,421	55	2	0
Overvotes	0		0	0	0	0	0
Undervotes	62		18	42	2	0	0
Contest Totals	2,078		556	1,463	57	2	0

**Justice, Supreme Court, Place 9**

Vote For 1

	TOTAL	VOTE %	Election Day	Early Voting	Ballot By Mail	Provisional Ballots	Limited Ballots
REP Evan Young	1,188	58.96%	327	833	27	1	0
DEM Julia Maldonado	827	41.04%	211	587	28	1	0
Total Votes Cast	2,015	100.00%	538	1,420	55	2	0
Overvotes	0		0	0	0	0	0
Undervotes	63		18	43	2	0	0
Contest Totals	2,078		556	1,463	57	2	0

**Judge, Court of Criminal Appeals, Place 5**

Vote For 1

	TOTAL	VOTE %	Election Day	Early Voting	Ballot By Mail	Provisional Ballots	Limited Ballots
REP Scott Walker	1,191	59.25%	332	831	27	1	0
DEM Dana Huffman	819	40.75%	204	586	28	1	0
Total Votes Cast	2,010	100.00%	536	1,417	55	2	0
Overvotes	0		0	0	0	0	0
Undervotes	68		20	46	2	0	0
Contest Totals	2,078		556	1,463	57	2	0

**PCT 059**

**Judge, Court of Criminal Appeals, Place 6**

Vote For 1

	TOTAL	VOTE %		Election Day	Early Voting	Ballot By Mail	Provisional Ballots	Limited Ballots
REP Jesse F. McClure, III	1,185	59.10%		329	828	27	1	0
DEM Robert Johnson	820	40.90%		208	583	28	1	0
Total Votes Cast	2,005	100.00%		537	1,411	55	2	0
Overvotes	0			0	0	0	0	0
Undervotes	73			19	52	2	0	0
Contest Totals	2,078			556	1,463	57	2	0

**Member, State Board of Education, District 12 CCD**

Vote For 1

	TOTAL	VOTE %		Election Day	Early Voting	Ballot By Mail	Provisional Ballots	Limited Ballots
REP Pam Little	1,165	57.70%		324	813	27	1	0
DEM Alex Cornwallis	789	39.08%		195	565	28	1	0
LIB Christy Mowrey	65	3.22%		20	45	0	0	0
Write-In Totals	0	0.00%		0	0	0	0	0
Total Votes Cast	2,019	100.00%		539	1,423	55	2	0
Overvotes	0			0	0	0	0	0
Undervotes	59			17	40	2	0	0
Contest Totals	2,078			556	1,463	57	2	0

**State Senator, District 8**

Vote For 1

	TOTAL	VOTE %		Election Day	Early Voting	Ballot By Mail	Provisional Ballots	Limited Ballots
REP Angela Paxton	1,131	55.82%		320	784	26	1	0
DEM Jonathan Cocks	829	40.92%		198	599	31	1	0
LIB Edward Kless	66	3.26%		21	45	0	0	0
Total Votes Cast	2,026	100.00%		539	1,428	57	2	0
Overvotes	0			0	0	0	0	0
Undervotes	52			17	35	0	0	0
Contest Totals	2,078			556	1,463	57	2	0

**Justice, 5th Court of Appeals District, Place 4**

Vote For 1

	TOTAL	VOTE %		Election Day	Early Voting	Ballot By Mail	Provisional Ballots	Limited Ballots
REP Emily A. Miskel	1,186	59.36%		328	830	27	1	0
DEM Maricela Moore	812	40.64%		202	581	28	1	0
Total Votes Cast	1,998	100.00%		530	1,411	55	2	0
Overvotes	0			0	0	0	0	0
Undervotes	80			26	52	2	0	0
Contest Totals	2,078			556	1,463	57	2	0

**PCT 059**

**Justice, 5th Court of Appeals District, Place 7**

Vote For 1

	TOTAL	VOTE %	Election Day	Early Voting	Ballot By Mail	Provisional Ballots	Limited Ballots
REP Kristina Williams	1,170	58.44%	325	817	27	1	0
DEM Nancy Kennedy	832	41.56%	209	594	28	1	0
Total Votes Cast	2,002	100.00%	534	1,411	55	2	0
Overvotes	0		0	0	0	0	0
Undervotes	76		22	52	2	0	0
Contest Totals	2,078		556	1,463	57	2	0

**County Judge CCD**

Vote For 1

	TOTAL	VOTE %	Election Day	Early Voting	Ballot By Mail	Provisional Ballots	Limited Ballots
REP Chris Hill	1,191	58.84%	331	833	26	1	0
DEM Joshua Murray	833	41.16%	207	596	29	1	0
Total Votes Cast	2,024	100.00%	538	1,429	55	2	0
Overvotes	0		0	0	0	0	0
Undervotes	54		18	34	2	0	0
Contest Totals	2,078		556	1,463	57	2	0

**District Clerk CCD**

Vote For 1

	TOTAL	VOTE %	Election Day	Early Voting	Ballot By Mail	Provisional Ballots	Limited Ballots
REP Mike Gould	1,191	59.58%	334	829	27	1	0
DEM David Brignac	808	40.42%	200	579	28	1	0
Total Votes Cast	1,999	100.00%	534	1,408	55	2	0
Overvotes	0		0	0	0	0	0
Undervotes	79		22	55	2	0	0
Contest Totals	2,078		556	1,463	57	2	0

**Justice of the Peace, Precinct 3**

Vote For 1

	TOTAL	VOTE %	Election Day	Early Voting	Ballot By Mail	Provisional Ballots	Limited Ballots
REP Mike Missildine	1,198	60.02%	332	837	28	1	0
DEM Irvin Lynn Barrett	798	39.98%	201	569	27	1	0
Total Votes Cast	1,996	100.00%	533	1,406	55	2	0
Overvotes	0		0	0	0	0	0
Undervotes	82		23	57	2	0	0
Contest Totals	2,078		556	1,463	57	2	0

## PCT 060

### U. S. Representative District 3

Vote For 1

	TOTAL	VOTE %	Election Day	Early Voting	Ballot By Mail	Provisional Ballots	Limited Ballots
REP Keith Self	1,132	64.14%	319	797	14	2	0
DEM Sandeep Srivastava	586	33.20%	153	411	20	2	0
LIB Christopher Claytor	47	2.66%	14	32	1	0	0
Total Votes Cast	1,765	100.00%	486	1,240	35	4	0
Overvotes	0		0	0	0	0	0
Undervotes	27		7	20	0	0	0
Contest Totals	1,792		493	1,260	35	4	0

### Governor

Vote For 1

	TOTAL	VOTE %	Election Day	Early Voting	Ballot By Mail	Provisional Ballots	Limited Ballots
REP Greg Abbott	1,124	62.90%	311	799	12	2	0
DEM Beto O'Rourke	635	35.53%	168	443	22	2	0
LIB Mark Tippetts	25	1.40%	12	12	1	0	0
GRN Delilah Barrios	3	0.17%	1	2	0	0	0
Write-In Totals	0	0.00%	0	0	0	0	0
Total Votes Cast	1,787	100.00%	492	1,256	35	4	0
Overvotes	0		0	0	0	0	0
Undervotes	5		1	4	0	0	0
Contest Totals	1,792		493	1,260	35	4	0

### Lieutenant Governor

Vote For 1

	TOTAL	VOTE %	Election Day	Early Voting	Ballot By Mail	Provisional Ballots	Limited Ballots
REP Dan Patrick	1,073	60.72%	299	762	11	1	0
DEM Mike Collier	642	36.33%	176	439	24	3	0
LIB Shanna Steele	52	2.94%	10	42	0	0	0
Total Votes Cast	1,767	100.00%	485	1,243	35	4	0
Overvotes	0		0	0	0	0	0
Undervotes	25		8	17	0	0	0
Contest Totals	1,792		493	1,260	35	4	0

### Attorney General

Vote For 1

	TOTAL	VOTE %	Election Day	Early Voting	Ballot By Mail	Provisional Ballots	Limited Ballots
REP Ken Paxton	1,065	60.61%	297	757	10	1	0
DEM Rochelle Mercedes Garza	625	35.57%	161	436	25	3	0
LIB Mark Ash	67	3.81%	22	45	0	0	0
Total Votes Cast	1,757	100.00%	480	1,238	35	4	0
Overvotes	0		0	0	0	0	0
Undervotes	35		13	22	0	0	0
Contest Totals	1,792		493	1,260	35	4	0

**PCT 060**

**Comptroller of Public Accounts**

Vote For 1

	TOTAL	VOTE %	Election Day	Early Voting	Ballot By Mail	Provisional Ballots	Limited Ballots
REP Glenn Hegar	1,160	66.29%	327	818	13	2	0
DEM Janet T. Dudding	560	32.00%	137	400	22	1	0
LIB V. Alonzo Echevarria-Garza	30	1.71%	12	17	0	1	0
Total Votes Cast	1,750	100.00%	476	1,235	35	4	0
Overvotes	0		0	0	0	0	0
Undervotes	42		17	25	0	0	0
Contest Totals	1,792		493	1,260	35	4	0

**Commissioner of the General Land Office**

Vote For 1

	TOTAL	VOTE %	Election Day	Early Voting	Ballot By Mail	Provisional Ballots	Limited Ballots
REP Dawn Buckingham	1,154	66.32%	324	815	13	2	0
DEM Jay Kleberg	560	32.18%	135	402	21	2	0
GRN Alfred Molison, Jr	25	1.44%	11	13	1	0	0
Write-In Totals	1	0.06%	1	0	0	0	0
Total Votes Cast	1,740	100.00%	471	1,230	35	4	0
Overvotes	0		0	0	0	0	0
Undervotes	52		22	30	0	0	0
Contest Totals	1,792		493	1,260	35	4	0

**Commissioner of Agriculture**

Vote For 1

	TOTAL	VOTE %	Election Day	Early Voting	Ballot By Mail	Provisional Ballots	Limited Ballots
REP Sid Miller	1,148	65.86%	321	813	12	2	0
DEM Susan Hays	595	34.14%	152	418	23	2	0
Total Votes Cast	1,743	100.00%	473	1,231	35	4	0
Overvotes	0		0	0	0	0	0
Undervotes	49		20	29	0	0	0
Contest Totals	1,792		493	1,260	35	4	0

**Railroad Commissioner**

Vote For 1

	TOTAL	VOTE %	Election Day	Early Voting	Ballot By Mail	Provisional Ballots	Limited Ballots
REP Wayne Christian	1,127	64.62%	316	797	12	2	0
DEM Luke Warford	556	31.88%	138	397	20	1	0
LIB Jaime Andres Diez	51	2.92%	17	32	1	1	0
GRN Hunter Wayne Crow	10	0.57%	3	5	2	0	0
Total Votes Cast	1,744	100.00%	474	1,231	35	4	0
Overvotes	0		0	0	0	0	0
Undervotes	48		19	29	0	0	0
Contest Totals	1,792		493	1,260	35	4	0



**PCT 060**

**Justice, Supreme Court, Place 3**

Vote For 1

	TOTAL	VOTE %		Election Day	Early Voting	Ballot By Mail	Provisional Ballots	Limited Ballots
REP Debra Lehrmann	1,129	64.92%		312	801	14	2	0
DEM Erin A. Nowell	580	33.35%		152	406	20	2	0
LIB Thomas Edward Oxford	30	1.73%		9	21	0	0	0
Total Votes Cast	1,739	100.00%		473	1,228	34	4	0
Overvotes	0			0	0	0	0	0
Undervotes	53			20	32	1	0	0
Contest Totals	1,792			493	1,260	35	4	0

**Justice, Supreme Court, Place 5**

Vote For 1

	TOTAL	VOTE %		Election Day	Early Voting	Ballot By Mail	Provisional Ballots	Limited Ballots
REP Rebeca Huddle	1,152	66.32%		323	812	15	2	0
DEM Amanda Reichel	585	33.68%		150	414	19	2	0
Total Votes Cast	1,737	100.00%		473	1,226	34	4	0
Overvotes	0			0	0	0	0	0
Undervotes	55			20	34	1	0	0
Contest Totals	1,792			493	1,260	35	4	0

**Justice, Supreme Court, Place 9**

Vote For 1

	TOTAL	VOTE %		Election Day	Early Voting	Ballot By Mail	Provisional Ballots	Limited Ballots
REP Evan Young	1,135	65.42%		320	799	14	2	0
DEM Julia Maldonado	600	34.58%		153	425	20	2	0
Total Votes Cast	1,735	100.00%		473	1,224	34	4	0
Overvotes	0			0	0	0	0	0
Undervotes	57			20	36	1	0	0
Contest Totals	1,792			493	1,260	35	4	0

**Judge, Court of Criminal Appeals, Place 5**

Vote For 1

	TOTAL	VOTE %		Election Day	Early Voting	Ballot By Mail	Provisional Ballots	Limited Ballots
REP Scott Walker	1,140	65.93%		317	808	13	2	0
DEM Dana Huffman	589	34.07%		151	415	21	2	0
Total Votes Cast	1,729	100.00%		468	1,223	34	4	0
Overvotes	0			0	0	0	0	0
Undervotes	63			25	37	1	0	0
Contest Totals	1,792			493	1,260	35	4	0

**PCT 060**

**Judge, Court of Criminal Appeals, Place 6**

Vote For 1

	TOTAL	VOTE %	Election Day	Early Voting	Ballot By Mail	Provisional Ballots	Limited Ballots
REP Jesse F. McClure, III	1,140	66.05%	317	808	13	2	0
DEM Robert Johnson	586	33.95%	148	415	21	2	0
Total Votes Cast	1,726	100.00%	465	1,223	34	4	0
Overvotes	0		0	0	0	0	0
Undervotes	66		28	37	1	0	0
Contest Totals	1,792		493	1,260	35	4	0

**Member, State Board of Education, District 12 CCD**

Vote For 1

	TOTAL	VOTE %	Election Day	Early Voting	Ballot By Mail	Provisional Ballots	Limited Ballots
REP Pam Little	1,125	65.14%	321	789	13	2	0
DEM Alex Cornwallis	554	32.08%	132	400	20	2	0
LIB Christy Mowrey	48	2.78%	14	33	1	0	0
Write-In Totals	0	0.00%	0	0	0	0	0
Total Votes Cast	1,727	100.00%	467	1,222	34	4	0
Overvotes	0		0	0	0	0	0
Undervotes	65		26	38	1	0	0
Contest Totals	1,792		493	1,260	35	4	0

**State Senator, District 8**

Vote For 1

	TOTAL	VOTE %	Election Day	Early Voting	Ballot By Mail	Provisional Ballots	Limited Ballots
REP Angela Paxton	1,067	61.75%	301	754	10	2	0
DEM Jonathan Cocks	610	35.30%	154	430	24	2	0
LIB Edward Kless	51	2.95%	15	35	1	0	0
Total Votes Cast	1,728	100.00%	470	1,219	35	4	0
Overvotes	0		0	0	0	0	0
Undervotes	64		23	41	0	0	0
Contest Totals	1,792		493	1,260	35	4	0

**Justice, 5th Court of Appeals District, Place 4**

Vote For 1

	TOTAL	VOTE %	Election Day	Early Voting	Ballot By Mail	Provisional Ballots	Limited Ballots
REP Emily A. Miskel	1,129	66.10%	311	802	14	2	0
DEM Maricela Moore	579	33.90%	148	409	20	2	0
Total Votes Cast	1,708	100.00%	459	1,211	34	4	0
Overvotes	0		0	0	0	0	0
Undervotes	84		34	49	1	0	0
Contest Totals	1,792		493	1,260	35	4	0

**PCT 060**

**Justice, 5th Court of Appeals District, Place 7**

Vote For 1

	TOTAL	VOTE %	Election Day	Early Voting	Ballot By Mail	Provisional Ballots	Limited Ballots
REP Kristina Williams	1,124	65.58%	314	797	11	2	0
DEM Nancy Kennedy	590	34.42%	147	419	22	2	0
Total Votes Cast	1,714	100.00%	461	1,216	33	4	0
Overvotes	0		0	0	0	0	0
Undervotes	78		32	44	2	0	0
Contest Totals	1,792		493	1,260	35	4	0

**County Judge CCD**

Vote For 1

	TOTAL	VOTE %	Election Day	Early Voting	Ballot By Mail	Provisional Ballots	Limited Ballots
REP Chris Hill	1,126	65.12%	316	797	11	2	0
DEM Joshua Murray	603	34.88%	152	427	22	2	0
Total Votes Cast	1,729	100.00%	468	1,224	33	4	0
Overvotes	0		0	0	0	0	0
Undervotes	63		25	36	2	0	0
Contest Totals	1,792		493	1,260	35	4	0

**District Clerk CCD**

Vote For 1

	TOTAL	VOTE %	Election Day	Early Voting	Ballot By Mail	Provisional Ballots	Limited Ballots
REP Mike Gould	1,137	66.18%	314	810	11	2	0
DEM David Brignac	581	33.82%	147	410	22	2	0
Total Votes Cast	1,718	100.00%	461	1,220	33	4	0
Overvotes	0		0	0	0	0	0
Undervotes	74		32	40	2	0	0
Contest Totals	1,792		493	1,260	35	4	0

**Justice of the Peace, Precinct 3**

Vote For 1

	TOTAL	VOTE %	Election Day	Early Voting	Ballot By Mail	Provisional Ballots	Limited Ballots
REP Mike Missildine	1,137	66.45%	315	807	13	2	0
DEM Irvin Lynn Barrett	574	33.55%	145	407	20	2	0
Total Votes Cast	1,711	100.00%	460	1,214	33	4	0
Overvotes	0		0	0	0	0	0
Undervotes	81		33	46	2	0	0
Contest Totals	1,792		493	1,260	35	4	0

## PCT 060

### Plano ISD - Proposition A

Vote For 1

	TOTAL	VOTE %	Election Day	Early Voting	Ballot By Mail	Provisional Ballots	Limited Ballots
For	291	32.84%	90	195	5	1	0
Against	595	67.16%	169	411	13	2	0
Total Votes Cast	886	100.00%	259	606	18	3	0
Overvotes	0		0	0	0	0	0
Undervotes	69		16	50	3	0	0
Contest Totals	955		275	656	21	3	0

### Plano ISD - Proposition B

Vote For 1

	TOTAL	VOTE %	Election Day	Early Voting	Ballot By Mail	Provisional Ballots	Limited Ballots
For	314	35.20%	87	220	5	2	0
Against	578	64.80%	172	391	14	1	0
Total Votes Cast	892	100.00%	259	611	19	3	0
Overvotes	0		0	0	0	0	0
Undervotes	63		16	45	2	0	0
Contest Totals	955		275	656	21	3	0

### Plano ISD - Proposition C

Vote For 1

	TOTAL	VOTE %	Election Day	Early Voting	Ballot By Mail	Provisional Ballots	Limited Ballots
For	307	34.57%	83	218	5	1	0
Against	581	65.43%	174	391	14	2	0
Total Votes Cast	888	100.00%	257	609	19	3	0
Overvotes	0		0	0	0	0	0
Undervotes	67		18	47	2	0	0
Contest Totals	955		275	656	21	3	0

### Plano ISD - Proposition D




Vote For 1

	TOTAL	VOTE %	Election Day	Early Voting	Ballot By Mail	Provisional Ballots	Limited Ballots
For	270	30.47%	86	180	3	1	0
Against	616	69.53%	171	427	16	2	0
Total Votes Cast	886	100.00%	257	607	19	3	0
Overvotes	0		0	0	0	0	0
Undervotes	69		18	49	2	0	0
Contest Totals	955		275	656	21	3	0

## PCT 060

### Plano ISD - Proposition E

Vote For 1

	TOTAL	VOTE %		Election Day	Early Voting	Ballot By Mail	Provisional Ballots	Limited Ballots
For	240	27.03%		68	169	2	1	0
Against	648	72.97%		190	439	17	2	0
Total Votes Cast	888	100.00%		258	608	19	3	0
Overvotes	0			0	0	0	0	0
Undervotes	67			17	48	2	0	0
Contest Totals	955			275	656	21	3	0

## PCT 061

### U. S. Representative District 3

Vote For 1

	TOTAL	VOTE %	Election Day	Early Voting	Ballot By Mail	Provisional Ballots	Limited Ballots
REP Keith Self	566	57.52%	119	420	26	1	0
DEM Sandeep Srivastava	395	40.14%	97	283	14	1	0
LIB Christopher Claytor	23	2.34%	2	20	1	0	0
Total Votes Cast	984	100.00%	218	723	41	2	0
Overvotes	0		0	0	0	0	0
Undervotes	10		1	7	2	0	0
Contest Totals	994		219	730	43	2	0

### Governor

Vote For 1

	TOTAL	VOTE %	Election Day	Early Voting	Ballot By Mail	Provisional Ballots	Limited Ballots
REP Greg Abbott	548	55.30%	113	407	27	1	0
DEM Beto O'Rourke	429	43.29%	102	310	16	1	0
LIB Mark Tippetts	14	1.41%	3	11	0	0	0
GRN Delilah Barrios	0	0.00%	0	0	0	0	0
Write-In Totals	0	0.00%	0	0	0	0	0
Total Votes Cast	991	100.00%	218	728	43	2	0
Overvotes	0		0	0	0	0	0
Undervotes	3		1	2	0	0	0
Contest Totals	994		219	730	43	2	0

### Lieutenant Governor

Vote For 1

	TOTAL	VOTE %	Election Day	Early Voting	Ballot By Mail	Provisional Ballots	Limited Ballots
REP Dan Patrick	529	53.65%	109	394	25	1	0
DEM Mike Collier	430	43.61%	100	312	17	1	0
LIB Shanna Steele	27	2.74%	7	19	1	0	0
Total Votes Cast	986	100.00%	216	725	43	2	0
Overvotes	0		0	0	0	0	0
Undervotes	8		3	5	0	0	0
Contest Totals	994		219	730	43	2	0

### Attorney General

Vote For 1

	TOTAL	VOTE %	Election Day	Early Voting	Ballot By Mail	Provisional Ballots	Limited Ballots
REP Ken Paxton	508	52.21%	111	373	23	1	0
DEM Rochelle Mercedes Garza	418	42.96%	95	307	15	1	0
LIB Mark Ash	47	4.83%	7	37	3	0	0
Total Votes Cast	973	100.00%	213	717	41	2	0
Overvotes	0		0	0	0	0	0
Undervotes	21		6	13	2	0	0
Contest Totals	994		219	730	43	2	0

**PCT 061**

**Comptroller of Public Accounts**

Vote For 1

	TOTAL	VOTE %	Election Day	Early Voting	Ballot By Mail	Provisional Ballots	Limited Ballots
REP Glenn Hegar	576	59.14%	120	429	26	1	0
DEM Janet T. Dudding	380	39.01%	91	273	15	1	0
LIB V. Alonzo Echevarria-Garza	18	1.85%	4	13	1	0	0
Total Votes Cast	974	100.00%	215	715	42	2	0
Overvotes	0		0	0	0	0	0
Undervotes	20		4	15	1	0	0
Contest Totals	994		219	730	43	2	0

**Commissioner of the General Land Office**

Vote For 1

	TOTAL	VOTE %	Election Day	Early Voting	Ballot By Mail	Provisional Ballots	Limited Ballots
REP Dawn Buckingham	555	57.51%	115	412	27	1	0
DEM Jay Kleberg	401	41.55%	95	291	14	1	0
GRN Alfred Molison, Jr	9	0.93%	3	6	0	0	0
Write-In Totals	0	0.00%	0	0	0	0	0
Total Votes Cast	965	100.00%	213	709	41	2	0
Overvotes	0		0	0	0	0	0
Undervotes	29		6	21	2	0	0
Contest Totals	994		219	730	43	2	0

**Commissioner of Agriculture**

Vote For 1

	TOTAL	VOTE %	Election Day	Early Voting	Ballot By Mail	Provisional Ballots	Limited Ballots
REP Sid Miller	559	58.11%	118	413	27	1	0
DEM Susan Hays	403	41.89%	92	296	14	1	0
Total Votes Cast	962	100.00%	210	709	41	2	0
Overvotes	0		0	0	0	0	0
Undervotes	32		9	21	2	0	0
Contest Totals	994		219	730	43	2	0

**Railroad Commissioner**

Vote For 1

	TOTAL	VOTE %	Election Day	Early Voting	Ballot By Mail	Provisional Ballots	Limited Ballots
REP Wayne Christian	545	56.42%	116	402	26	1	0
DEM Luke Warford	386	39.96%	91	280	14	1	0
LIB Jaime Andres Diez	25	2.59%	4	20	1	0	0
GRN Hunter Wayne Crow	10	1.04%	2	8	0	0	0
Total Votes Cast	966	100.00%	213	710	41	2	0
Overvotes	0		0	0	0	0	0
Undervotes	28		6	20	2	0	0
Contest Totals	994		219	730	43	2	0

**PCT 061**

**Justice, Supreme Court, Place 3**

Vote For 1

	TOTAL	VOTE %		Election Day	Early Voting	Ballot By Mail	Provisional Ballots	Limited Ballots
REP Debra Lehrmann	557	57.66%		118	413	25	1	0
DEM Erin A. Nowell	391	40.48%		93	282	15	1	0
LIB Thomas Edward Oxford	18	1.86%		2	15	1	0	0
Total Votes Cast	966	100.00%		213	710	41	2	0
Overvotes	0			0	0	0	0	0
Undervotes	28			6	20	2	0	0
Contest Totals	994			219	730	43	2	0

**Justice, Supreme Court, Place 5**

Vote For 1

	TOTAL	VOTE %		Election Day	Early Voting	Ballot By Mail	Provisional Ballots	Limited Ballots
REP Rebeca Huddle	574	59.48%		121	425	27	1	0
DEM Amanda Reichel	391	40.52%		92	284	14	1	0
Total Votes Cast	965	100.00%		213	709	41	2	0
Overvotes	0			0	0	0	0	0
Undervotes	29			6	21	2	0	0
Contest Totals	994			219	730	43	2	0

**Justice, Supreme Court, Place 9**

Vote For 1

	TOTAL	VOTE %		Election Day	Early Voting	Ballot By Mail	Provisional Ballots	Limited Ballots
REP Evan Young	576	59.57%		121	427	27	1	0
DEM Julia Maldonado	391	40.43%		92	283	15	1	0
Total Votes Cast	967	100.00%		213	710	42	2	0
Overvotes	0			0	0	0	0	0
Undervotes	27			6	20	1	0	0
Contest Totals	994			219	730	43	2	0

**Judge, Court of Criminal Appeals, Place 5**

Vote For 1

	TOTAL	VOTE %		Election Day	Early Voting	Ballot By Mail	Provisional Ballots	Limited Ballots
REP Scott Walker	570	59.56%		123	419	27	1	0
DEM Dana Huffman	387	40.44%		88	284	14	1	0
Total Votes Cast	957	100.00%		211	703	41	2	0
Overvotes	0			0	0	0	0	0
Undervotes	37			8	27	2	0	0
Contest Totals	994			219	730	43	2	0



**PCT 061**

**Judge, Court of Criminal Appeals, Place 6**

Vote For 1

	TOTAL	VOTE %	Election Day	Early Voting	Ballot By Mail	Provisional Ballots	Limited Ballots
REP Jesse F. McClure, III	567	59.50%	121	419	26	1	0
DEM Robert Johnson	386	40.50%	89	282	14	1	0
Total Votes Cast	953	100.00%	210	701	40	2	0
Overvotes	0		0	0	0	0	0
Undervotes	41		9	29	3	0	0
Contest Totals	994		219	730	43	2	0

**Member, State Board of Education, District 12 CCD**

Vote For 1

	TOTAL	VOTE %	Election Day	Early Voting	Ballot By Mail	Provisional Ballots	Limited Ballots
REP Pam Little	551	57.28%	114	409	27	1	0
DEM Alex Cornwallis	384	39.92%	93	277	13	1	0
LIB Christy Mowrey	26	2.70%	6	19	1	0	0
Write-In Totals	1	0.10%	1	0	0	0	0
Total Votes Cast	962	100.00%	214	705	41	2	0
Overvotes	0		0	0	0	0	0
Undervotes	32		5	25	2	0	0
Contest Totals	994		219	730	43	2	0

**State Senator, District 8**

Vote For 1

	TOTAL	VOTE %	Election Day	Early Voting	Ballot By Mail	Provisional Ballots	Limited Ballots
REP Angela Paxton	529	54.65%	114	390	24	1	0
DEM Jonathan Cocks	413	42.67%	93	304	15	1	0
LIB Edward Kless	26	2.69%	5	20	1	0	0
Total Votes Cast	968	100.00%	212	714	40	2	0
Overvotes	0		0	0	0	0	0
Undervotes	26		7	16	3	0	0
Contest Totals	994		219	730	43	2	0

**Justice, 5th Court of Appeals District, Place 4**

Vote For 1

	TOTAL	VOTE %	Election Day	Early Voting	Ballot By Mail	Provisional Ballots	Limited Ballots
REP Emily A. Miskel	564	59.31%	122	414	27	1	0
DEM Maricela Moore	387	40.69%	90	282	14	1	0
Total Votes Cast	951	100.00%	212	696	41	2	0
Overvotes	0		0	0	0	0	0
Undervotes	43		7	34	2	0	0
Contest Totals	994		219	730	43	2	0

**PCT 061**

**Justice, 5th Court of Appeals District, Place 7**

Vote For 1

	TOTAL	VOTE %	Election Day	Early Voting	Ballot By Mail	Provisional Ballots	Limited Ballots
REP Kristina Williams	558	58.43%	118	412	27	1	0
DEM Nancy Kennedy	397	41.57%	93	288	15	1	0
Total Votes Cast	955	100.00%	211	700	42	2	0
Overvotes	0		0	0	0	0	0
Undervotes	39		8	30	1	0	0
Contest Totals	994		219	730	43	2	0

**County Judge CCD**

Vote For 1

	TOTAL	VOTE %	Election Day	Early Voting	Ballot By Mail	Provisional Ballots	Limited Ballots
REP Chris Hill	569	58.90%	119	422	27	1	0
DEM Joshua Murray	397	41.10%	93	289	14	1	0
Total Votes Cast	966	100.00%	212	711	41	2	0
Overvotes	0		0	0	0	0	0
Undervotes	28		7	19	2	0	0
Contest Totals	994		219	730	43	2	0

**District Clerk CCD**

Vote For 1

	TOTAL	VOTE %	Election Day	Early Voting	Ballot By Mail	Provisional Ballots	Limited Ballots
REP Mike Gould	571	59.67%	122	421	27	1	0
DEM David Brignac	386	40.33%	89	283	13	1	0
Total Votes Cast	957	100.00%	211	704	40	2	0
Overvotes	0		0	0	0	0	0
Undervotes	37		8	26	3	0	0
Contest Totals	994		219	730	43	2	0

**Justice of the Peace, Precinct 3**

Vote For 1

	TOTAL	VOTE %	Election Day	Early Voting	Ballot By Mail	Provisional Ballots	Limited Ballots
REP Mike Missildine	575	59.83%	119	428	27	1	0
DEM Irvin Lynn Barrett	386	40.17%	93	278	14	1	0
Total Votes Cast	961	100.00%	212	706	41	2	0
Overvotes	0		0	0	0	0	0
Undervotes	33		7	24	2	0	0
Contest Totals	994		219	730	43	2	0

**PCT 061**

**Plano ISD - Proposition A**

Vote For 1

	TOTAL	VOTE %		Election Day	Early Voting	Ballot By Mail	Provisional Ballots	Limited Ballots
For	471	50.21%		111	335	24	1	0
Against	467	49.79%		97	356	13	1	0
Total Votes Cast	938	100.00%		208	691	37	2	0
Overvotes	0			0	0	0	0	0
Undervotes	56			11	39	6	0	0
Contest Totals	994			219	730	43	2	0

**Plano ISD - Proposition B**

Vote For 1

	TOTAL	VOTE %		Election Day	Early Voting	Ballot By Mail	Provisional Ballots	Limited Ballots
For	510	54.03%		117	369	24	0	0
Against	434	45.97%		93	326	13	2	0
Total Votes Cast	944	100.00%		210	695	37	2	0
Overvotes	0			0	0	0	0	0
Undervotes	50			9	35	6	0	0
Contest Totals	994			219	730	43	2	0

**Plano ISD - Proposition C**

Vote For 1

	TOTAL	VOTE %		Election Day	Early Voting	Ballot By Mail	Provisional Ballots	Limited Ballots
For	505	53.72%		114	368	23	0	0
Against	435	46.28%		94	326	13	2	0
Total Votes Cast	940	100.00%		208	694	36	2	0
Overvotes	0			0	0	0	0	0
Undervotes	54			11	36	7	0	0
Contest Totals	994			219	730	43	2	0

**Plano ISD - Proposition D**




Vote For 1

	TOTAL	VOTE %		Election Day	Early Voting	Ballot By Mail	Provisional Ballots	Limited Ballots
For	421	44.83%		98	304	19	0	0
Against	518	55.17%		110	389	17	2	0
Total Votes Cast	939	100.00%		208	693	36	2	0
Overvotes	0			0	0	0	0	0
Undervotes	55			11	37	7	0	0
Contest Totals	994			219	730	43	2	0

## PCT 061

### Plano ISD - Proposition E

Vote For 1

	TOTAL	VOTE %		Election Day	Early Voting	Ballot By Mail	Provisional Ballots	Limited Ballots
For	396	42.04%		89	288	19	0	0
Against	546	57.96%		120	406	18	2	0
Total Votes Cast	942	100.00%		209	694	37	2	0
Overvotes	0			0	0	0	0	0
Undervotes	52			10	36	6	0	0
Contest Totals	994			219	730	43	2	0

## PCT 062

### U. S. Representative, District 4

Vote For 1

	TOTAL	VOTE %	Election Day	Early Voting	Ballot By Mail	Provisional Ballots	Limited Ballots
REP Pat Fallon	606	43.94%	195	382	28	1	0
DEM Iro Omere	732	53.08%	200	493	38	1	0
LIB John Simmons	41	2.97%	25	16	0	0	0
Total Votes Cast	1,379	100.00%	420	891	66	2	0
Overvotes	0		0	0	0	0	0
Undervotes	40		19	16	5	0	0
Contest Totals	1,419		439	907	71	2	0

### Governor

Vote For 1

	TOTAL	VOTE %	Election Day	Early Voting	Ballot By Mail	Provisional Ballots	Limited Ballots
REP Greg Abbott	596	42.09%	195	370	30	1	0
DEM Beto O'Rourke	791	55.86%	223	527	40	1	0
LIB Mark Tippetts	22	1.55%	16	6	0	0	0
GRN Delilah Barrios	5	0.35%	4	1	0	0	0
Write-In Totals	2	0.14%	0	1	1	0	0
Total Votes Cast	1,416	100.00%	438	905	71	2	0
Overvotes	0		0	0	0	0	0
Undervotes	3		1	2	0	0	0
Contest Totals	1,419		439	907	71	2	0

### Lieutenant Governor

Vote For 1

	TOTAL	VOTE %	Election Day	Early Voting	Ballot By Mail	Provisional Ballots	Limited Ballots
REP Dan Patrick	558	39.91%	181	349	27	1	0
DEM Mike Collier	795	56.87%	220	531	43	1	0
LIB Shanna Steele	45	3.22%	26	19	0	0	0
Total Votes Cast	1,398	100.00%	427	899	70	2	0
Overvotes	0		0	0	0	0	0
Undervotes	21		12	8	1	0	0
Contest Totals	1,419		439	907	71	2	0

### Attorney General

Vote For 1

	TOTAL	VOTE %	Election Day	Early Voting	Ballot By Mail	Provisional Ballots	Limited Ballots
REP Ken Paxton	551	39.47%	184	341	25	1	0
DEM Rochelle Mercedes Garza	775	55.52%	212	520	42	1	0
LIB Mark Ash	70	5.01%	32	36	2	0	0
Total Votes Cast	1,396	100.00%	428	897	69	2	0
Overvotes	0		0	0	0	0	0
Undervotes	23		11	10	2	0	0
Contest Totals	1,419		439	907	71	2	0

**PCT 062**

**Comptroller of Public Accounts**

Vote For 1

	TOTAL	VOTE %	Election Day	Early Voting	Ballot By Mail	Provisional Ballots	Limited Ballots
REP Glenn Hegar	630	45.75%	201	397	31	1	0
DEM Janet T. Dudding	703	51.05%	189	475	38	1	0
LIB V. Alonzo Echevarria-Garza	44	3.20%	26	17	1	0	0
Total Votes Cast	1,377	100.00%	416	889	70	2	0
Overvotes	0		0	0	0	0	0
Undervotes	42		23	18	1	0	0
Contest Totals	1,419		439	907	71	2	0

**Commissioner of the General Land Office**

Vote For 1

	TOTAL	VOTE %	Election Day	Early Voting	Ballot By Mail	Provisional Ballots	Limited Ballots
REP Dawn Buckingham	612	44.64%	209	375	27	1	0
DEM Jay Kleberg	733	53.46%	194	498	40	1	0
GRN Alfred Molison, Jr	25	1.82%	9	14	2	0	0
Write-In Totals	2	0.15%	2	0	0	0	0
Total Votes Cast	1,371	100.00%	413	887	69	2	0
Overvotes	0		0	0	0	0	0
Undervotes	48		26	20	2	0	0
Contest Totals	1,419		439	907	71	2	0

**Commissioner of Agriculture**

Vote For 1

	TOTAL	VOTE %	Election Day	Early Voting	Ballot By Mail	Provisional Ballots	Limited Ballots
REP Sid Miller	615	44.96%	203	384	27	1	0
DEM Susan Hays	753	55.04%	208	502	42	1	0
Total Votes Cast	1,368	100.00%	411	886	69	2	0
Overvotes	0		0	0	0	0	0
Undervotes	51		28	21	2	0	0
Contest Totals	1,419		439	907	71	2	0

**Railroad Commissioner**

Vote For 1

	TOTAL	VOTE %	Election Day	Early Voting	Ballot By Mail	Provisional Ballots	Limited Ballots
REP Wayne Christian	596	43.38%	195	374	26	1	0
DEM Luke Warford	711	51.75%	183	486	41	1	0
LIB Jaime Andres Diez	50	3.64%	29	20	1	0	0
GRN Hunter Wayne Crow	17	1.24%	10	6	1	0	0
Total Votes Cast	1,374	100.00%	417	886	69	2	0
Overvotes	0		0	0	0	0	0
Undervotes	45		22	21	2	0	0
Contest Totals	1,419		439	907	71	2	0

**PCT 062**

**Justice, Supreme Court, Place 3**

Vote For 1

	TOTAL	VOTE %	Election Day	Early Voting	Ballot By Mail	Provisional Ballots	Limited Ballots
REP Debra Lehrmann	610	44.82%	196	383	30	1	0
DEM Erin A. Nowell	717	52.68%	197	482	37	1	0
LIB Thomas Edward Oxford	34	2.50%	20	14	0	0	0
Total Votes Cast	1,361	100.00%	413	879	67	2	0
Overvotes	0		0	0	0	0	0
Undervotes	58		26	28	4	0	0
Contest Totals	1,419		439	907	71	2	0

**Justice, Supreme Court, Place 5**

Vote For 1

	TOTAL	VOTE %	Election Day	Early Voting	Ballot By Mail	Provisional Ballots	Limited Ballots
REP Rebeca Huddle	623	46.01%	207	386	29	1	0
DEM Amanda Reichek	731	53.99%	201	493	36	1	0
Total Votes Cast	1,354	100.00%	408	879	65	2	0
Overvotes	0		0	0	0	0	0
Undervotes	65		31	28	6	0	0
Contest Totals	1,419		439	907	71	2	0

**Justice, Supreme Court, Place 9**

Vote For 1

	TOTAL	VOTE %	Election Day	Early Voting	Ballot By Mail	Provisional Ballots	Limited Ballots
REP Evan Young	616	45.26%	203	383	29	1	0
DEM Julia Maldonado	745	54.74%	208	498	38	1	0
Total Votes Cast	1,361	100.00%	411	881	67	2	0
Overvotes	0		0	0	0	0	0
Undervotes	58		28	26	4	0	0
Contest Totals	1,419		439	907	71	2	0

**Judge, Court of Criminal Appeals, Place 5**

Vote For 1

	TOTAL	VOTE %	Election Day	Early Voting	Ballot By Mail	Provisional Ballots	Limited Ballots
REP Scott Walker	603	44.73%	202	373	27	1	0
DEM Dana Huffman	745	55.27%	206	500	38	1	0
Total Votes Cast	1,348	100.00%	408	873	65	2	0
Overvotes	0		0	0	0	0	0
Undervotes	71		31	34	6	0	0
Contest Totals	1,419		439	907	71	2	0

## PCT 062

### Judge, Court of Criminal Appeals, Place 6

Vote For 1

	TOTAL	VOTE %		Election Day	Early Voting	Ballot By Mail	Provisional Ballots	Limited Ballots
REP Jesse F. McClure, III	609	45.38%	<div style="width: 45.38%;"><div style="width: 45.38%;"></div></div>	200	381	27	1	0
DEM Robert Johnson	733	54.62%	<div style="width: 54.62%;"><div style="width: 54.62%;"></div></div>	202	493	37	1	0
Total Votes Cast	1,342	100.00%	<div style="width: 100.00%;"><div style="width: 100.00%;"></div></div>	402	874	64	2	0
Overvotes	0			0	0	0	0	0
Undervotes	77			37	33	7	0	0
Contest Totals	1,419			439	907	71	2	0

### Member, State Board of Education, District 12 CCD

Vote For 1

	TOTAL	VOTE %		Election Day	Early Voting	Ballot By Mail	Provisional Ballots	Limited Ballots
REP Pam Little	598	43.87%	<div style="width: 43.87%;"><div style="width: 43.87%;"></div></div>	195	374	28	1	0
DEM Alex Cornwallis	707	51.87%	<div style="width: 51.87%;"><div style="width: 51.87%;"></div></div>	193	476	37	1	0
LIB Christy Mowrey	57	4.18%	<div style="width: 4.18%;"><div style="width: 4.18%;"></div></div>	23	30	4	0	0
Write-In Totals	2	0.15%	<div style="width: 0.15%;"><div style="width: 0.15%;"></div></div>	2	0	0	0	0
Total Votes Cast	1,363	100.00%	<div style="width: 100.00%;"><div style="width: 100.00%;"></div></div>	412	880	69	2	0
Overvotes	0			0	0	0	0	0
Undervotes	56			27	27	2	0	0
Contest Totals	1,419			439	907	71	2	0

### State Senator, District 8

Vote For 1

	TOTAL	VOTE %		Election Day	Early Voting	Ballot By Mail	Provisional Ballots	Limited Ballots
REP Angela Paxton	561	40.92%	<div style="width: 40.92%;"><div style="width: 40.92%;"></div></div>	186	350	24	1	0
DEM Jonathan Cocks	758	55.29%	<div style="width: 55.29%;"><div style="width: 55.29%;"></div></div>	203	512	42	1	0
LIB Edward Kless	52	3.79%	<div style="width: 3.79%;"><div style="width: 3.79%;"></div></div>	28	22	2	0	0
Total Votes Cast	1,371	100.00%	<div style="width: 100.00%;"><div style="width: 100.00%;"></div></div>	417	884	68	2	0
Overvotes	0			0	0	0	0	0
Undervotes	48			22	23	3	0	0
Contest Totals	1,419			439	907	71	2	0

### State Representative, District 67

Vote For 1




	TOTAL	VOTE %		Election Day	Early Voting	Ballot By Mail	Provisional Ballots	Limited Ballots
REP Jeff Leach	625	45.96%	<div style="width: 45.96%;"><div style="width: 45.96%;"></div></div>	202	388	34	1	0
DEM Kevin Morris	735	54.04%	<div style="width: 54.04%;"><div style="width: 54.04%;"></div></div>	204	495	35	1	0
Total Votes Cast	1,360	100.00%	<div style="width: 100.00%;"><div style="width: 100.00%;"></div></div>	406	883	69	2	0
Overvotes	0			0	0	0	0	0
Undervotes	59			33	24	2	0	0
Contest Totals	1,419			439	907	71	2	0



**PCT 062**




**Justice, 5th Court of Appeals District, Place 4**

Vote For 1

	TOTAL	VOTE %		Election Day	Early Voting	Ballot By Mail	Provisional Ballots	Limited Ballots
REP Emily A. Miskel	610	45.25%		203	378	28	1	0
DEM Maricela Moore	738	54.75%		205	497	35	1	0
Total Votes Cast	1,348	100.00%		408	875	63	2	0
Overvotes	0			0	0	0	0	0
Undervotes	71			31	32	8	0	0
Contest Totals	1,419			439	907	71	2	0




**Justice, 5th Court of Appeals District, Place 7**

Vote For 1

	TOTAL	VOTE %		Election Day	Early Voting	Ballot By Mail	Provisional Ballots	Limited Ballots
REP Kristina Williams	600	44.61%		198	374	27	1	0
DEM Nancy Kennedy	745	55.39%		208	500	36	1	0
Total Votes Cast	1,345	100.00%		406	874	63	2	0
Overvotes	0			0	0	0	0	0
Undervotes	74			33	33	8	0	0
Contest Totals	1,419			439	907	71	2	0




**County Judge CCD**

Vote For 1

	TOTAL	VOTE %		Election Day	Early Voting	Ballot By Mail	Provisional Ballots	Limited Ballots
REP Chris Hill	612	45.23%		205	378	28	1	0
DEM Joshua Murray	741	54.77%		202	504	35	0	0
Total Votes Cast	1,353	100.00%		407	882	63	1	0
Overvotes	0			0	0	0	0	0
Undervotes	66			32	25	8	1	0
Contest Totals	1,419			439	907	71	2	0

**District Clerk CCD**

Vote For 1

	TOTAL	VOTE %		Election Day	Early Voting	Ballot By Mail	Provisional Ballots	Limited Ballots
REP Mike Gould	616	45.90%		205	382	28	1	0
DEM David Brignac	726	54.10%		201	489	35	1	0
Total Votes Cast	1,342	100.00%		406	871	63	2	0
Overvotes	0			0	0	0	0	0
Undervotes	77			33	36	8	0	0
Contest Totals	1,419			439	907	71	2	0

## PCT 062

### County Commissioner, Precinct 4

Vote For 1

	TOTAL	VOTE %	Election Day	Early Voting	Ballot By Mail	Provisional Ballots	Limited Ballots
REP Duncan Webb	632	46.57%	201	396	34	1	0
DEM Jeffrey Williams	725	53.43%	207	486	31	1	0
Total Votes Cast	1,357	100.00%	408	882	65	2	0
Overvotes	0		0	0	0	0	0
Undervotes	62		31	25	6	0	0
Contest Totals	1,419		439	907	71	2	0

### Justice of the Peace, Precinct 3

Vote For 1

	TOTAL	VOTE %	Election Day	Early Voting	Ballot By Mail	Provisional Ballots	Limited Ballots
REP Mike Missildine	628	46.38%	208	390	29	1	0
DEM Irvin Lynn Barrett	726	53.62%	201	490	34	1	0
Total Votes Cast	1,354	100.00%	409	880	63	2	0
Overvotes	0		0	0	0	0	0
Undervotes	65		30	27	8	0	0
Contest Totals	1,419		439	907	71	2	0

### Plano ISD - Proposition A

Vote For 1

	TOTAL	VOTE %	Election Day	Early Voting	Ballot By Mail	Provisional Ballots	Limited Ballots
For	743	55.86%	210	497	35	1	0
Against	587	44.14%	199	358	29	1	0
Total Votes Cast	1,330	100.00%	409	855	64	2	0
Overvotes	0		0	0	0	0	0
Undervotes	89		30	52	7	0	0
Contest Totals	1,419		439	907	71	2	0

### Plano ISD - Proposition B

Vote For 1

	TOTAL	VOTE %	Election Day	Early Voting	Ballot By Mail	Provisional Ballots	Limited Ballots
For	790	58.91%	230	518	40	2	0
Against	551	41.09%	186	340	25	0	0
Total Votes Cast	1,341	100.00%	416	858	65	2	0
Overvotes	0		0	0	0	0	0
Undervotes	78		23	49	6	0	0
Contest Totals	1,419		439	907	71	2	0

**PCT 062**

**Plano ISD - Proposition C**

Vote For 1

	TOTAL	VOTE %		Election Day	Early Voting	Ballot By Mail	Provisional Ballots	Limited Ballots
For	783	58.96%		232	514	36	1	0
Against	545	41.04%		178	340	26	1	0
Total Votes Cast	1,328	100.00%		410	854	62	2	0
Overvotes	0			0	0	0	0	0
Undervotes	91			29	53	9	0	0
Contest Totals	1,419			439	907	71	2	0

**Plano ISD - Proposition D**

Vote For 1

	TOTAL	VOTE %		Election Day	Early Voting	Ballot By Mail	Provisional Ballots	Limited Ballots
For	675	50.75%		206	434	33	2	0
Against	655	49.25%		206	420	29	0	0
Total Votes Cast	1,330	100.00%		412	854	62	2	0
Overvotes	0			0	0	0	0	0
Undervotes	89			27	53	9	0	0
Contest Totals	1,419			439	907	71	2	0

**Plano ISD - Proposition E**

Vote For 1

	TOTAL	VOTE %		Election Day	Early Voting	Ballot By Mail	Provisional Ballots	Limited Ballots
For	622	47.16%		181	410	30	1	0
Against	697	52.84%		227	435	34	1	0
Total Votes Cast	1,319	100.00%		408	845	64	2	0
Overvotes	0			0	0	0	0	0
Undervotes	100			31	62	7	0	0
Contest Totals	1,419			439	907	71	2	0

## PCT 063

### U. S. Representative District 3

Vote For 1

	TOTAL	VOTE %	Election Day	Early Voting	Ballot By Mail	Provisional Ballots	Limited Ballots
REP Keith Self	734	54.49%	158	539	36	1	0
DEM Sandeep Srivastava	576	42.76%	78	453	45	0	0
LIB Christopher Claytor	37	2.75%	9	26	2	0	0
Total Votes Cast	1,347	100.00%	245	1,018	83	1	0
Overvotes	0		0	0	0	0	0
Undervotes	18		0	17	1	0	0
Contest Totals	1,365		245	1,035	84	1	0

### Governor

Vote For 1

	TOTAL	VOTE %	Election Day	Early Voting	Ballot By Mail	Provisional Ballots	Limited Ballots
REP Greg Abbott	728	53.57%	155	538	34	1	0
DEM Beto O'Rourke	603	44.37%	81	473	49	0	0
LIB Mark Tippetts	24	1.77%	8	15	1	0	0
GRN Delilah Barrios	2	0.15%	0	2	0	0	0
Write-In Totals	4	0.29%	0	4	0	0	0
Total Votes Cast	1,359	100.00%	244	1,030	84	1	0
Overvotes	0		0	0	0	0	0
Undervotes	6		1	5	0	0	0
Contest Totals	1,365		245	1,035	84	1	0

### Lieutenant Governor

Vote For 1

	TOTAL	VOTE %	Election Day	Early Voting	Ballot By Mail	Provisional Ballots	Limited Ballots
REP Dan Patrick	700	51.93%	151	520	28	1	0
DEM Mike Collier	616	45.70%	82	479	55	0	0
LIB Shanna Steele	32	2.37%	9	22	1	0	0
Total Votes Cast	1,348	100.00%	242	1,021	84	1	0
Overvotes	0		0	0	0	0	0
Undervotes	17		3	14	0	0	0
Contest Totals	1,365		245	1,035	84	1	0

### Attorney General

Vote For 1

	TOTAL	VOTE %	Election Day	Early Voting	Ballot By Mail	Provisional Ballots	Limited Ballots
REP Ken Paxton	672	50.37%	149	500	22	1	0
DEM Rochelle Mercedes Garza	607	45.50%	77	477	53	0	0
LIB Mark Ash	55	4.12%	14	35	6	0	0
Total Votes Cast	1,334	100.00%	240	1,012	81	1	0
Overvotes	0		0	0	0	0	0
Undervotes	31		5	23	3	0	0
Contest Totals	1,365		245	1,035	84	1	0

**PCT 063**

**Comptroller of Public Accounts**

Vote For 1

	TOTAL	VOTE %	Election Day	Early Voting	Ballot By Mail	Provisional Ballots	Limited Ballots
REP Glenn Hegar	760	57.14%	160	561	38	1	0
DEM Janet T. Dudding	546	41.05%	72	432	42	0	0
LIB V. Alonzo Echevarria-Garza	24	1.80%	7	16	1	0	0
Total Votes Cast	1,330	100.00%	239	1,009	81	1	0
Overvotes	0		0	0	0	0	0
Undervotes	35		6	26	3	0	0
Contest Totals	1,365		245	1,035	84	1	0

**Commissioner of the General Land Office**

Vote For 1

	TOTAL	VOTE %	Election Day	Early Voting	Ballot By Mail	Provisional Ballots	Limited Ballots
REP Dawn Buckingham	739	55.65%	159	549	30	1	0
DEM Jay Kleberg	572	43.07%	74	450	48	0	0
GRN Alfred Molison, Jr	16	1.20%	7	9	0	0	0
Write-In Totals	2	0.15%	2	0	0	0	0
Total Votes Cast	1,328	100.00%	241	1,008	78	1	0
Overvotes	0		0	0	0	0	0
Undervotes	37		4	27	6	0	0
Contest Totals	1,365		245	1,035	84	1	0

**Commissioner of Agriculture**

Vote For 1

	TOTAL	VOTE %	Election Day	Early Voting	Ballot By Mail	Provisional Ballots	Limited Ballots
REP Sid Miller	742	55.83%	158	554	29	1	0
DEM Susan Hays	587	44.17%	79	457	51	0	0
Total Votes Cast	1,329	100.00%	237	1,011	80	1	0
Overvotes	0		0	0	0	0	0
Undervotes	36		8	24	4	0	0
Contest Totals	1,365		245	1,035	84	1	0

**Railroad Commissioner**

Vote For 1

	TOTAL	VOTE %	Election Day	Early Voting	Ballot By Mail	Provisional Ballots	Limited Ballots
REP Wayne Christian	724	54.60%	155	537	31	1	0
DEM Luke Warford	565	42.61%	70	447	48	0	0
LIB Jaime Andres Diez	29	2.19%	12	16	1	0	0
GRN Hunter Wayne Crow	8	0.60%	3	5	0	0	0
Total Votes Cast	1,326	100.00%	240	1,005	80	1	0
Overvotes	0		0	0	0	0	0
Undervotes	39		5	30	4	0	0
Contest Totals	1,365		245	1,035	84	1	0

**PCT 063**

**Justice, Supreme Court, Place 3**

Vote For 1

	TOTAL	VOTE %		Election Day	Early Voting	Ballot By Mail	Provisional Ballots	Limited Ballots
REP Debra Lehrmann	754	57.16%		164	555	34	1	0
DEM Erin A. Nowell	541	41.02%		70	428	43	0	0
LIB Thomas Edward Oxford	24	1.82%		6	17	1	0	0
Total Votes Cast	1,319	100.00%		240	1,000	78	1	0
Overvotes	0			0	0	0	0	0
Undervotes	46			5	35	6	0	0
Contest Totals	1,365			245	1,035	84	1	0

**Justice, Supreme Court, Place 5**

Vote For 1

	TOTAL	VOTE %		Election Day	Early Voting	Ballot By Mail	Provisional Ballots	Limited Ballots
REP Rebeca Huddle	758	57.56%		162	558	37	1	0
DEM Amanda Reichel	559	42.44%		77	440	42	0	0
Total Votes Cast	1,317	100.00%		239	998	79	1	0
Overvotes	0			0	0	0	0	0
Undervotes	48			6	37	5	0	0
Contest Totals	1,365			245	1,035	84	1	0

**Justice, Supreme Court, Place 9**

Vote For 1

	TOTAL	VOTE %		Election Day	Early Voting	Ballot By Mail	Provisional Ballots	Limited Ballots
REP Evan Young	753	57.18%		161	554	37	1	0
DEM Julia Maldonado	564	42.82%		78	444	42	0	0
Total Votes Cast	1,317	100.00%		239	998	79	1	0
Overvotes	0			0	0	0	0	0
Undervotes	48			6	37	5	0	0
Contest Totals	1,365			245	1,035	84	1	0

**Judge, Court of Criminal Appeals, Place 5**

Vote For 1

	TOTAL	VOTE %		Election Day	Early Voting	Ballot By Mail	Provisional Ballots	Limited Ballots
REP Scott Walker	737	56.39%		160	545	31	1	0
DEM Dana Huffman	570	43.61%		77	448	45	0	0
Total Votes Cast	1,307	100.00%		237	993	76	1	0
Overvotes	0			0	0	0	0	0
Undervotes	58			8	42	8	0	0
Contest Totals	1,365			245	1,035	84	1	0

**PCT 063**

**Judge, Court of Criminal Appeals, Place 6**

Vote For 1

	TOTAL	VOTE %	Election Day	Early Voting	Ballot By Mail	Provisional Ballots	Limited Ballots
REP Jesse F. McClure, III	741	56.96%	159	548	33	1	0
DEM Robert Johnson	560	43.04%	79	439	42	0	0
Total Votes Cast	1,301	100.00%	238	987	75	1	0
Overvotes	0		0	0	0	0	0
Undervotes	64		7	48	9	0	0
Contest Totals	1,365		245	1,035	84	1	0

**Member, State Board of Education, District 12 CCD**

Vote For 1

	TOTAL	VOTE %	Election Day	Early Voting	Ballot By Mail	Provisional Ballots	Limited Ballots
REP Pam Little	735	55.89%	154	545	35	1	0
DEM Alex Cornwallis	549	41.75%	73	434	42	0	0
LIB Christy Mowrey	30	2.28%	12	17	1	0	0
Write-In Totals	1	0.08%	0	1	0	0	0
Total Votes Cast	1,315	100.00%	239	997	78	1	0
Overvotes	0		0	0	0	0	0
Undervotes	50		6	38	6	0	0
Contest Totals	1,365		245	1,035	84	1	0

**State Senator, District 8**

Vote For 1

	TOTAL	VOTE %	Election Day	Early Voting	Ballot By Mail	Provisional Ballots	Limited Ballots
REP Angela Paxton	690	52.23%	153	511	25	1	0
DEM Jonathan Cocks	586	44.36%	75	463	48	0	0
LIB Edward Kless	45	3.41%	12	30	3	0	0
Total Votes Cast	1,321	100.00%	240	1,004	76	1	0
Overvotes	0		0	0	0	0	0
Undervotes	44		5	31	8	0	0
Contest Totals	1,365		245	1,035	84	1	0

**State Representative, District 67**

Vote For 1

	TOTAL	VOTE %	Election Day	Early Voting	Ballot By Mail	Provisional Ballots	Limited Ballots
REP Jeff Leach	762	57.51%	165	560	36	1	0
DEM Kevin Morris	563	42.49%	77	445	41	0	0
Total Votes Cast	1,325	100.00%	242	1,005	77	1	0
Overvotes	0		0	0	0	0	0
Undervotes	40		3	30	7	0	0
Contest Totals	1,365		245	1,035	84	1	0

**PCT 063**

**Justice, 5th Court of Appeals District, Place 4**

Vote For 1

	TOTAL	VOTE %	Election Day	Early Voting	Ballot By Mail	Provisional Ballots	Limited Ballots
REP Emily A. Miskel	742	57.21%	162	548	31	1	0
DEM Maricela Moore	555	42.79%	75	438	42	0	0
Total Votes Cast	1,297	100.00%	237	986	73	1	0
Overvotes	0		0	0	0	0	0
Undervotes	68		8	49	11	0	0
Contest Totals	1,365		245	1,035	84	1	0

**Justice, 5th Court of Appeals District, Place 7**

Vote For 1

	TOTAL	VOTE %	Election Day	Early Voting	Ballot By Mail	Provisional Ballots	Limited Ballots
REP Kristina Williams	738	56.99%	159	548	30	1	0
DEM Nancy Kennedy	557	43.01%	77	438	42	0	0
Total Votes Cast	1,295	100.00%	236	986	72	1	0
Overvotes	0		0	0	0	0	0
Undervotes	70		9	49	12	0	0
Contest Totals	1,365		245	1,035	84	1	0

**County Judge CCD**

Vote For 1

	TOTAL	VOTE %	Election Day	Early Voting	Ballot By Mail	Provisional Ballots	Limited Ballots
REP Chris Hill	745	56.70%	159	553	32	1	0
DEM Joshua Murray	569	43.30%	78	449	42	0	0
Total Votes Cast	1,314	100.00%	237	1,002	74	1	0
Overvotes	0		0	0	0	0	0
Undervotes	51		8	33	10	0	0
Contest Totals	1,365		245	1,035	84	1	0

**District Clerk CCD**

Vote For 1

	TOTAL	VOTE %	Election Day	Early Voting	Ballot By Mail	Provisional Ballots	Limited Ballots
REP Mike Gould	753	57.88%	159	559	34	1	0
DEM David Brignac	548	42.12%	75	432	41	0	0
Total Votes Cast	1,301	100.00%	234	991	75	1	0
Overvotes	0		0	0	0	0	0
Undervotes	64		11	44	9	0	0
Contest Totals	1,365		245	1,035	84	1	0



## PCT 063

### County Commissioner, Precinct 4

Vote For 1

	TOTAL	VOTE %	Election Day	Early Voting	Ballot By Mail	Provisional Ballots	Limited Ballots
REP Duncan Webb	761	58.09%	157	566	37	1	0
DEM Jeffrey Williams	549	41.91%	78	433	38	0	0
Total Votes Cast	1,310	100.00%	235	999	75	1	0
Overvotes	0		0	0	0	0	0
Undervotes	55		10	36	9	0	0
Contest Totals	1,365		245	1,035	84	1	0

### Justice of the Peace, Precinct 3

Vote For 1

	TOTAL	VOTE %	Election Day	Early Voting	Ballot By Mail	Provisional Ballots	Limited Ballots
REP Mike Missildine	749	57.57%	156	558	34	1	0
DEM Irvin Lynn Barrett	552	42.43%	76	435	41	0	0
Total Votes Cast	1,301	100.00%	232	993	75	1	0
Overvotes	0		0	0	0	0	0
Undervotes	64		13	42	9	0	0
Contest Totals	1,365		245	1,035	84	1	0

### Plano ISD - Proposition A

Vote For 1

	TOTAL	VOTE %	Election Day	Early Voting	Ballot By Mail	Provisional Ballots	Limited Ballots
For	761	58.31%	115	590	56	0	0
Against	544	41.69%	115	405	23	1	0
Total Votes Cast	1,305	100.00%	230	995	79	1	0
Overvotes	0		0	0	0	0	0
Undervotes	60		15	40	5	0	0
Contest Totals	1,365		245	1,035	84	1	0

### Plano ISD - Proposition B

Vote For 1

	TOTAL	VOTE %	Election Day	Early Voting	Ballot By Mail	Provisional Ballots	Limited Ballots
For	785	59.83%	119	610	56	0	0
Against	527	40.17%	113	389	24	1	0
Total Votes Cast	1,312	100.00%	232	999	80	1	0
Overvotes	0		0	0	0	0	0
Undervotes	53		13	36	4	0	0
Contest Totals	1,365		245	1,035	84	1	0

**PCT 063**

**Plano ISD - Proposition C**

Vote For 1

	TOTAL	VOTE %		Election Day	Early Voting	Ballot By Mail	Provisional Ballots	Limited Ballots
For	773	59.28%		116	599	58	0	0
Against	531	40.72%		114	395	21	1	0
Total Votes Cast	1,304	100.00%		230	994	79	1	0
Overvotes	0			0	0	0	0	0
Undervotes	61			15	41	5	0	0
Contest Totals	1,365			245	1,035	84	1	0

**Plano ISD - Proposition D**

Vote For 1

	TOTAL	VOTE %		Election Day	Early Voting	Ballot By Mail	Provisional Ballots	Limited Ballots
For	672	51.42%		100	521	51	0	0
Against	635	48.58%		131	474	29	1	0
Total Votes Cast	1,307	100.00%		231	995	80	1	0
Overvotes	0			0	0	0	0	0
Undervotes	58			14	40	4	0	0
Contest Totals	1,365			245	1,035	84	1	0

**Plano ISD - Proposition E**

Vote For 1

	TOTAL	VOTE %		Election Day	Early Voting	Ballot By Mail	Provisional Ballots	Limited Ballots
For	655	50.31%		101	506	48	0	0
Against	647	49.69%		129	486	31	1	0
Total Votes Cast	1,302	100.00%		230	992	79	1	0
Overvotes	0			0	0	0	0	0
Undervotes	63			15	43	5	0	0
Contest Totals	1,365			245	1,035	84	1	0

## PCT 064

### U. S. Representative District 3

Vote For 1

	TOTAL	VOTE %	Election Day	Early Voting	Ballot By Mail	Provisional Ballots	Limited Ballots
REP Keith Self	675	47.64%	172	476	25	2	0
DEM Sandeep Srivastava	694	48.98%	162	498	34	0	0
LIB Christopher Claytor	48	3.39%	11	33	4	0	0
Total Votes Cast	1,417	100.00%	345	1,007	63	2	0
Overvotes	0		0	0	0	0	0
Undervotes	29		6	23	0	0	0
Contest Totals	1,446		351	1,030	63	2	0

### Governor

Vote For 1

	TOTAL	VOTE %	Election Day	Early Voting	Ballot By Mail	Provisional Ballots	Limited Ballots
REP Greg Abbott	657	45.66%	163	465	27	2	0
DEM Beto O'Rourke	765	53.16%	181	549	35	0	0
LIB Mark Tippetts	13	0.90%	4	8	1	0	0
GRN Delilah Barrios	3	0.21%	1	2	0	0	0
Write-In Totals	1	0.07%	0	1	0	0	0
Total Votes Cast	1,439	100.00%	349	1,025	63	2	0
Overvotes	0		0	0	0	0	0
Undervotes	7		2	5	0	0	0
Contest Totals	1,446		351	1,030	63	2	0

### Lieutenant Governor

Vote For 1

	TOTAL	VOTE %	Election Day	Early Voting	Ballot By Mail	Provisional Ballots	Limited Ballots
REP Dan Patrick	616	43.11%	150	439	25	2	0
DEM Mike Collier	784	54.86%	183	564	37	0	0
LIB Shanna Steele	29	2.03%	10	18	1	0	0
Total Votes Cast	1,429	100.00%	343	1,021	63	2	0
Overvotes	0		0	0	0	0	0
Undervotes	17		8	9	0	0	0
Contest Totals	1,446		351	1,030	63	2	0

### Attorney General

Vote For 1

	TOTAL	VOTE %	Election Day	Early Voting	Ballot By Mail	Provisional Ballots	Limited Ballots
REP Ken Paxton	607	42.87%	151	431	23	2	0
DEM Rochelle Mercedes Garza	753	53.18%	172	544	37	0	0
LIB Mark Ash	56	3.95%	16	38	2	0	0
Total Votes Cast	1,416	100.00%	339	1,013	62	2	0
Overvotes	0		0	0	0	0	0
Undervotes	30		12	17	1	0	0
Contest Totals	1,446		351	1,030	63	2	0

**PCT 064**

**Comptroller of Public Accounts**

Vote For 1

	TOTAL	VOTE %	Election Day	Early Voting	Ballot By Mail	Provisional Ballots	Limited Ballots
REP Glenn Hegar	690	48.83%	164	495	29	2	0
DEM Janet T. Dudding	691	48.90%	163	495	33	0	0
LIB V. Alonzo Echevarria-Garza	32	2.26%	10	21	1	0	0
Total Votes Cast	1,413	100.00%	337	1,011	63	2	0
Overvotes	0		0	0	0	0	0
Undervotes	33		14	19	0	0	0
Contest Totals	1,446		351	1,030	63	2	0

**Commissioner of the General Land Office**

Vote For 1

	TOTAL	VOTE %	Election Day	Early Voting	Ballot By Mail	Provisional Ballots	Limited Ballots
REP Dawn Buckingham	670	47.69%	159	482	27	2	0
DEM Jay Kleberg	711	50.60%	167	508	36	0	0
GRN Alfred Molison, Jr	23	1.64%	9	14	0	0	0
Write-In Totals	1	0.07%	1	0	0	0	0
Total Votes Cast	1,405	100.00%	336	1,004	63	2	0
Overvotes	0		0	0	0	0	0
Undervotes	41		15	26	0	0	0
Contest Totals	1,446		351	1,030	63	2	0

**Commissioner of Agriculture**

Vote For 1

	TOTAL	VOTE %	Election Day	Early Voting	Ballot By Mail	Provisional Ballots	Limited Ballots
REP Sid Miller	670	47.59%	164	478	26	2	0
DEM Susan Hays	738	52.41%	171	531	36	0	0
Total Votes Cast	1,408	100.00%	335	1,009	62	2	0
Overvotes	0		0	0	0	0	0
Undervotes	38		16	21	1	0	0
Contest Totals	1,446		351	1,030	63	2	0

**Railroad Commissioner**

Vote For 1

	TOTAL	VOTE %	Election Day	Early Voting	Ballot By Mail	Provisional Ballots	Limited Ballots
REP Wayne Christian	654	46.42%	155	470	27	2	0
DEM Luke Warford	699	49.61%	161	503	35	0	0
LIB Jaime Andres Diez	42	2.98%	16	26	0	0	0
GRN Hunter Wayne Crow	14	0.99%	6	8	0	0	0
Total Votes Cast	1,409	100.00%	338	1,007	62	2	0
Overvotes	0		0	0	0	0	0
Undervotes	37		13	23	1	0	0
Contest Totals	1,446		351	1,030	63	2	0

**PCT 064**

**Justice, Supreme Court, Place 3**

Vote For 1

	TOTAL	VOTE %	Election Day	Early Voting	Ballot By Mail	Provisional Ballots	Limited Ballots
REP Debra Lehrmann	667	47.51%	156	480	29	2	0
DEM Erin A. Nowell	707	50.36%	167	506	34	0	0
LIB Thomas Edward Oxford	30	2.14%	12	18	0	0	0
Total Votes Cast	1,404	100.00%	335	1,004	63	2	0
Overvotes	0		0	0	0	0	0
Undervotes	42		16	26	0	0	0
Contest Totals	1,446		351	1,030	63	2	0

**Justice, Supreme Court, Place 5**

Vote For 1

	TOTAL	VOTE %	Election Day	Early Voting	Ballot By Mail	Provisional Ballots	Limited Ballots
REP Rebeca Huddle	684	48.96%	161	492	29	2	0
DEM Amanda Reichel	713	51.04%	171	509	33	0	0
Total Votes Cast	1,397	100.00%	332	1,001	62	2	0
Overvotes	0		0	0	0	0	0
Undervotes	49		19	29	1	0	0
Contest Totals	1,446		351	1,030	63	2	0

**Justice, Supreme Court, Place 9**

Vote For 1

	TOTAL	VOTE %	Election Day	Early Voting	Ballot By Mail	Provisional Ballots	Limited Ballots
REP Evan Young	678	48.92%	162	485	29	2	0
DEM Julia Maldonado	708	51.08%	164	511	33	0	0
Total Votes Cast	1,386	100.00%	326	996	62	2	0
Overvotes	0		0	0	0	0	0
Undervotes	60		25	34	1	0	0
Contest Totals	1,446		351	1,030	63	2	0

**Judge, Court of Criminal Appeals, Place 5**

Vote For 1

	TOTAL	VOTE %	Election Day	Early Voting	Ballot By Mail	Provisional Ballots	Limited Ballots
REP Scott Walker	671	48.38%	166	475	28	2	0
DEM Dana Huffman	716	51.62%	164	517	35	0	0
Total Votes Cast	1,387	100.00%	330	992	63	2	0
Overvotes	0		0	0	0	0	0
Undervotes	59		21	38	0	0	0
Contest Totals	1,446		351	1,030	63	2	0

**PCT 064**

**Judge, Court of Criminal Appeals, Place 6**

Vote For 1

	TOTAL	VOTE %		Election Day	Early Voting	Ballot By Mail	Provisional Ballots	Limited Ballots
REP Jesse F. McClure, III	667	48.23%		164	474	27	2	0
DEM Robert Johnson	716	51.77%		166	515	35	0	0
Total Votes Cast	1,383	100.00%		330	989	62	2	0
Overvotes	0			0	0	0	0	0
Undervotes	63			21	41	1	0	0
Contest Totals	1,446			351	1,030	63	2	0

**Member, State Board of Education, District 12 CCD**

Vote For 1

	TOTAL	VOTE %		Election Day	Early Voting	Ballot By Mail	Provisional Ballots	Limited Ballots
REP Pam Little	656	46.92%		157	466	31	2	0
DEM Alex Cornwallis	690	49.36%		162	497	31	0	0
LIB Christy Mowrey	52	3.72%		14	37	1	0	0
Write-In Totals	0	0.00%		0	0	0	0	0
Total Votes Cast	1,398	100.00%		333	1,000	63	2	0
Overvotes	0			0	0	0	0	0
Undervotes	48			18	30	0	0	0
Contest Totals	1,446			351	1,030	63	2	0

**State Senator, District 8**

Vote For 1

	TOTAL	VOTE %		Election Day	Early Voting	Ballot By Mail	Provisional Ballots	Limited Ballots
REP Angela Paxton	613	43.91%		152	436	23	2	0
DEM Jonathan Cocks	736	52.72%		169	531	36	0	0
LIB Edward Kless	47	3.37%		12	32	3	0	0
Total Votes Cast	1,396	100.00%		333	999	62	2	0
Overvotes	0			0	0	0	0	0
Undervotes	50			18	31	1	0	0
Contest Totals	1,446			351	1,030	63	2	0

**State Representative, District 70**

Vote For 1

	TOTAL	VOTE %		Election Day	Early Voting	Ballot By Mail	Provisional Ballots	Limited Ballots
REP Jamee Jolly	690	49.18%		168	491	29	2	0
DEM Mihaela Elizabeth Plesa	713	50.82%		172	509	32	0	0
Total Votes Cast	1,403	100.00%		340	1,000	61	2	0
Overvotes	0			0	0	0	0	0
Undervotes	43			11	30	2	0	0
Contest Totals	1,446			351	1,030	63	2	0

## PCT 064

### Justice, 5th Court of Appeals District, Place 4

Vote For 1

	TOTAL	VOTE %	Election Day	Early Voting	Ballot By Mail	Provisional Ballots	Limited Ballots
REP Emily A. Miskel	667	48.37%	163	478	24	2	0
DEM Maricela Moore	712	51.63%	164	513	35	0	0
Total Votes Cast	1,379	100.00%	327	991	59	2	0
Overvotes	0		0	0	0	0	0
Undervotes	67		24	39	4	0	0
Contest Totals	1,446		351	1,030	63	2	0

### Justice, 5th Court of Appeals District, Place 7

Vote For 1

	TOTAL	VOTE %	Election Day	Early Voting	Ballot By Mail	Provisional Ballots	Limited Ballots
REP Kristina Williams	659	47.75%	164	470	23	2	0
DEM Nancy Kennedy	721	52.25%	166	519	36	0	0
Total Votes Cast	1,380	100.00%	330	989	59	2	0
Overvotes	0		0	0	0	0	0
Undervotes	66		21	41	4	0	0
Contest Totals	1,446		351	1,030	63	2	0

### County Judge CCD

Vote For 1

	TOTAL	VOTE %	Election Day	Early Voting	Ballot By Mail	Provisional Ballots	Limited Ballots
REP Chris Hill	670	48.24%	160	482	26	2	0
DEM Joshua Murray	719	51.76%	172	514	33	0	0
Total Votes Cast	1,389	100.00%	332	996	59	2	0
Overvotes	0		0	0	0	0	0
Undervotes	57		19	34	4	0	0
Contest Totals	1,446		351	1,030	63	2	0

### District Clerk CCD

Vote For 1

	TOTAL	VOTE %	Election Day	Early Voting	Ballot By Mail	Provisional Ballots	Limited Ballots
REP Mike Gould	682	49.35%	169	485	26	2	0
DEM David Brignac	700	50.65%	162	506	32	0	0
Total Votes Cast	1,382	100.00%	331	991	58	2	0
Overvotes	0		0	0	0	0	0
Undervotes	64		20	39	5	0	0
Contest Totals	1,446		351	1,030	63	2	0

## PCT 064

### County Commissioner, Precinct 4

Vote For 1

	TOTAL	VOTE %	Election Day	Early Voting	Ballot By Mail	Provisional Ballots	Limited Ballots
REP Duncan Webb	683	49.35%	164	489	28	2	0
DEM Jeffrey Williams	701	50.65%	165	505	31	0	0
Total Votes Cast	1,384	100.00%	329	994	59	2	0
Overvotes	0		0	0	0	0	0
Undervotes	62		22	36	4	0	0
Contest Totals	1,446		351	1,030	63	2	0

### Justice of the Peace, Precinct 3

Vote For 1

	TOTAL	VOTE %	Election Day	Early Voting	Ballot By Mail	Provisional Ballots	Limited Ballots
REP Mike Missildine	668	48.58%	162	478	26	2	0
DEM Irvin Lynn Barrett	707	51.42%	164	510	33	0	0
Total Votes Cast	1,375	100.00%	326	988	59	2	0
Overvotes	0		0	0	0	0	0
Undervotes	71		25	42	4	0	0
Contest Totals	1,446		351	1,030	63	2	0

### Plano ISD - Proposition A

Vote For 1

	TOTAL	VOTE %	Election Day	Early Voting	Ballot By Mail	Provisional Ballots	Limited Ballots
For	814	60.39%	169	604	39	2	0
Against	534	39.61%	137	377	20	0	0
Total Votes Cast	1,348	100.00%	306	981	59	2	0
Overvotes	0		0	0	0	0	0
Undervotes	98		45	49	4	0	0
Contest Totals	1,446		351	1,030	63	2	0

### Plano ISD - Proposition B

Vote For 1

	TOTAL	VOTE %	Election Day	Early Voting	Ballot By Mail	Provisional Ballots	Limited Ballots
For	865	64.03%	189	636	38	2	0
Against	486	35.97%	120	345	21	0	0
Total Votes Cast	1,351	100.00%	309	981	59	2	0
Overvotes	0		0	0	0	0	0
Undervotes	95		42	49	4	0	0
Contest Totals	1,446		351	1,030	63	2	0



**PCT 064**

**Plano ISD - Proposition C**

Vote For 1

	TOTAL	VOTE %		Election Day	Early Voting	Ballot By Mail	Provisional Ballots	Limited Ballots
For	861	64.25%		190	632	37	2	0
Against	479	35.75%		115	344	20	0	0
Total Votes Cast	1,340	100.00%		305	976	57	2	0
Overvotes	0			0	0	0	0	0
Undervotes	106			46	54	6	0	0
Contest Totals	1,446			351	1,030	63	2	0

**Plano ISD - Proposition D**

Vote For 1

	TOTAL	VOTE %		Election Day	Early Voting	Ballot By Mail	Provisional Ballots	Limited Ballots
For	769	57.35%		171	563	33	2	0
Against	572	42.65%		136	411	25	0	0
Total Votes Cast	1,341	100.00%		307	974	58	2	0
Overvotes	0			0	0	0	0	0
Undervotes	105			44	56	5	0	0
Contest Totals	1,446			351	1,030	63	2	0

**Plano ISD - Proposition E**

Vote For 1

	TOTAL	VOTE %		Election Day	Early Voting	Ballot By Mail	Provisional Ballots	Limited Ballots
For	750	55.68%		169	545	34	2	0
Against	597	44.32%		140	433	24	0	0
Total Votes Cast	1,347	100.00%		309	978	58	2	0
Overvotes	0			0	0	0	0	0
Undervotes	99			42	52	5	0	0
Contest Totals	1,446			351	1,030	63	2	0

## PCT 065

### U. S. Representative District 3

Vote For 1

	TOTAL	VOTE %	Election Day	Early Voting	Ballot By Mail	Provisional Ballots	Limited Ballots
REP Keith Self	348	49.01%	82	259	7	0	0
DEM Sandeep Srivastava	342	48.17%	79	249	14	0	0
LIB Christopher Claytor	20	2.82%	8	12	0	0	0
Total Votes Cast	710	100.00%	169	520	21	0	0
Overvotes	0		0	0	0	0	0
Undervotes	11		2	9	0	0	0
Contest Totals	721		171	529	21	0	0

### Governor

Vote For 1

	TOTAL	VOTE %	Election Day	Early Voting	Ballot By Mail	Provisional Ballots	Limited Ballots
REP Greg Abbott	356	49.44%	85	264	7	0	0
DEM Beto O'Rourke	359	49.86%	83	262	14	0	0
LIB Mark Tippetts	4	0.56%	2	2	0	0	0
GRN Delilah Barrios	1	0.14%	1	0	0	0	0
Write-In Totals	0	0.00%	0	0	0	0	0
Total Votes Cast	720	100.00%	171	528	21	0	0
Overvotes	0		0	0	0	0	0
Undervotes	1		0	1	0	0	0
Contest Totals	721		171	529	21	0	0

### Lieutenant Governor

Vote For 1

	TOTAL	VOTE %	Election Day	Early Voting	Ballot By Mail	Provisional Ballots	Limited Ballots
REP Dan Patrick	338	47.34%	81	251	6	0	0
DEM Mike Collier	357	50.00%	82	260	15	0	0
LIB Shanna Steele	19	2.66%	8	11	0	0	0
Total Votes Cast	714	100.00%	171	522	21	0	0
Overvotes	0		0	0	0	0	0
Undervotes	7		0	7	0	0	0
Contest Totals	721		171	529	21	0	0

### Attorney General

Vote For 1

	TOTAL	VOTE %	Election Day	Early Voting	Ballot By Mail	Provisional Ballots	Limited Ballots
REP Ken Paxton	333	46.90%	81	247	5	0	0
DEM Rochelle Mercedes Garza	354	49.86%	79	260	15	0	0
LIB Mark Ash	23	3.24%	9	14	0	0	0
Total Votes Cast	710	100.00%	169	521	20	0	0
Overvotes	0		0	0	0	0	0
Undervotes	11		2	8	1	0	0
Contest Totals	721		171	529	21	0	0

**PCT 065**

**Comptroller of Public Accounts**

Vote For 1

	TOTAL	VOTE %	Election Day	Early Voting	Ballot By Mail	Provisional Ballots	Limited Ballots
REP Glenn Hegar	359	50.63%	84	268	7	0	0
DEM Janet T. Dudding	326	45.98%	77	235	14	0	0
LIB V. Alonzo Echevarria-Garza	24	3.38%	7	17	0	0	0
Total Votes Cast	709	100.00%	168	520	21	0	0
Overvotes	0		0	0	0	0	0
Undervotes	12		3	9	0	0	0
Contest Totals	721		171	529	21	0	0

**Commissioner of the General Land Office**

Vote For 1

	TOTAL	VOTE %	Election Day	Early Voting	Ballot By Mail	Provisional Ballots	Limited Ballots
REP Dawn Buckingham	352	49.93%	87	258	7	0	0
DEM Jay Kleberg	341	48.37%	76	251	14	0	0
GRN Alfred Molison, Jr	10	1.42%	4	6	0	0	0
Write-In Totals	2	0.28%	0	2	0	0	0
Total Votes Cast	705	100.00%	167	517	21	0	0
Overvotes	0		0	0	0	0	0
Undervotes	16		4	12	0	0	0
Contest Totals	721		171	529	21	0	0

**Commissioner of Agriculture**

Vote For 1

	TOTAL	VOTE %	Election Day	Early Voting	Ballot By Mail	Provisional Ballots	Limited Ballots
REP Sid Miller	353	50.28%	86	261	6	0	0
DEM Susan Hays	349	49.72%	80	254	15	0	0
Total Votes Cast	702	100.00%	166	515	21	0	0
Overvotes	0		0	0	0	0	0
Undervotes	19		5	14	0	0	0
Contest Totals	721		171	529	21	0	0

**Railroad Commissioner**

Vote For 1

	TOTAL	VOTE %	Election Day	Early Voting	Ballot By Mail	Provisional Ballots	Limited Ballots
REP Wayne Christian	354	50.14%	84	264	6	0	0
DEM Luke Warford	330	46.74%	75	240	15	0	0
LIB Jaime Andres Diez	16	2.27%	4	12	0	0	0
GRN Hunter Wayne Crow	6	0.85%	3	3	0	0	0
Total Votes Cast	706	100.00%	166	519	21	0	0
Overvotes	0		0	0	0	0	0
Undervotes	15		5	10	0	0	0
Contest Totals	721		171	529	21	0	0

## PCT 065

### Justice, Supreme Court, Place 3

Vote For 1

	TOTAL	VOTE %		Election Day	Early Voting	Ballot By Mail	Provisional Ballots	Limited Ballots
REP Debra Lehrmann	361	51.28%	<div style="width: 51.28%;"><div style="width: 51.28%;"></div></div>	87	267	7	0	0
DEM Erin A. Nowell	328	46.59%	<div style="width: 46.59%;"><div style="width: 46.59%;"></div></div>	72	242	14	0	0
LIB Thomas Edward Oxford	15	2.13%	<div style="width: 2.13%;"><div style="width: 2.13%;"></div></div>	6	9	0	0	0
Total Votes Cast	704	100.00%	<div style="width: 100.00%;"><div style="width: 100.00%;"></div></div>	165	518	21	0	0
Overvotes	0			0	0	0	0	0
Undervotes	17			6	11	0	0	0
Contest Totals	721			171	529	21	0	0

### Justice, Supreme Court, Place 5

Vote For 1

	TOTAL	VOTE %		Election Day	Early Voting	Ballot By Mail	Provisional Ballots	Limited Ballots
REP Rebeca Huddle	359	51.51%	<div style="width: 51.51%;"><div style="width: 51.51%;"></div></div>	87	265	7	0	0
DEM Amanda Reichel	338	48.49%	<div style="width: 48.49%;"><div style="width: 48.49%;"></div></div>	75	249	14	0	0
Total Votes Cast	697	100.00%	<div style="width: 100.00%;"><div style="width: 100.00%;"></div></div>	162	514	21	0	0
Overvotes	0			0	0	0	0	0
Undervotes	24			9	15	0	0	0
Contest Totals	721			171	529	21	0	0

### Justice, Supreme Court, Place 9

Vote For 1

	TOTAL	VOTE %		Election Day	Early Voting	Ballot By Mail	Provisional Ballots	Limited Ballots
REP Evan Young	362	51.64%	<div style="width: 51.64%;"><div style="width: 51.64%;"></div></div>	88	267	7	0	0
DEM Julia Maldonado	339	48.36%	<div style="width: 48.36%;"><div style="width: 48.36%;"></div></div>	76	249	14	0	0
Total Votes Cast	701	100.00%	<div style="width: 100.00%;"><div style="width: 100.00%;"></div></div>	164	516	21	0	0
Overvotes	0			0	0	0	0	0
Undervotes	20			7	13	0	0	0
Contest Totals	721			171	529	21	0	0

### Judge, Court of Criminal Appeals, Place 5




Vote For 1

	TOTAL	VOTE %		Election Day	Early Voting	Ballot By Mail	Provisional Ballots	Limited Ballots
REP Scott Walker	358	51.44%	<div style="width: 51.44%;"><div style="width: 51.44%;"></div></div>	86	266	6	0	0
DEM Dana Huffman	338	48.56%	<div style="width: 48.56%;"><div style="width: 48.56%;"></div></div>	75	249	14	0	0
Total Votes Cast	696	100.00%	<div style="width: 100.00%;"><div style="width: 100.00%;"></div></div>	161	515	20	0	0
Overvotes	0			0	0	0	0	0
Undervotes	25			10	14	1	0	0
Contest Totals	721			171	529	21	0	0

**PCT 065**






**Judge, Court of Criminal Appeals, Place 6**

Vote For 1

	TOTAL	VOTE %		Election Day	Early Voting	Ballot By Mail	Provisional Ballots	Limited Ballots
REP Jesse F. McClure, III	359	51.43%		90	263	6	0	0
DEM Robert Johnson	339	48.57%		74	251	14	0	0
Total Votes Cast	698	100.00%		164	514	20	0	0
Overvotes	0			0	0	0	0	0
Undervotes	23			7	15	1	0	0
Contest Totals	721			171	529	21	0	0





**Member, State Board of Education, District 12 CCD**

Vote For 1

	TOTAL	VOTE %		Election Day	Early Voting	Ballot By Mail	Provisional Ballots	Limited Ballots
REP Pam Little	353	50.57%		88	260	5	0	0
DEM Alex Cornwallis	317	45.42%		69	235	13	0	0
LIB Christy Mowrey	28	4.01%		8	18	2	0	0
Write-In Totals	0	0.00%		0	0	0	0	0
Total Votes Cast	698	100.00%		165	513	20	0	0
Overvotes	0			0	0	0	0	0
Undervotes	23			6	16	1	0	0
Contest Totals	721			171	529	21	0	0




**State Senator, District 8**

Vote For 1

	TOTAL	VOTE %		Election Day	Early Voting	Ballot By Mail	Provisional Ballots	Limited Ballots
REP Angela Paxton	343	49.00%		87	250	6	0	0
DEM Jonathan Cocks	340	48.57%		74	251	15	0	0
LIB Edward Kless	17	2.43%		5	12	0	0	0
Total Votes Cast	700	100.00%		166	513	21	0	0
Overvotes	0			0	0	0	0	0
Undervotes	21			5	16	0	0	0
Contest Totals	721			171	529	21	0	0

**State Representative, District 70**




Vote For 1

	TOTAL	VOTE %		Election Day	Early Voting	Ballot By Mail	Provisional Ballots	Limited Ballots
REP Jamee Jolly	357	51.29%		88	261	8	0	0
DEM Mihaela Elizabeth Plesa	339	48.71%		78	248	13	0	0
Total Votes Cast	696	100.00%		166	509	21	0	0
Overvotes	0			0	0	0	0	0
Undervotes	25			5	20	0	0	0
Contest Totals	721			171	529	21	0	0

**PCT 065**




**Justice, 5th Court of Appeals District, Place 4**

Vote For 1

	TOTAL	VOTE %		Election Day	Early Voting	Ballot By Mail	Provisional Ballots	Limited Ballots
REP Emily A. Miskel	359	51.73%		86	267	6	0	0
DEM Maricela Moore	335	48.27%		77	244	14	0	0
Total Votes Cast	694	100.00%		163	511	20	0	0
Overvotes	0			0	0	0	0	0
Undervotes	27			8	18	1	0	0
Contest Totals	721			171	529	21	0	0




**Justice, 5th Court of Appeals District, Place 7**

Vote For 1

	TOTAL	VOTE %		Election Day	Early Voting	Ballot By Mail	Provisional Ballots	Limited Ballots
REP Kristina Williams	351	50.87%		84	261	6	0	0
DEM Nancy Kennedy	339	49.13%		77	248	14	0	0
Total Votes Cast	690	100.00%		161	509	20	0	0
Overvotes	0			0	0	0	0	0
Undervotes	31			10	20	1	0	0
Contest Totals	721			171	529	21	0	0




**County Judge CCD**

Vote For 1

	TOTAL	VOTE %		Election Day	Early Voting	Ballot By Mail	Provisional Ballots	Limited Ballots
REP Chris Hill	362	51.79%		92	264	6	0	0
DEM Joshua Murray	337	48.21%		75	248	14	0	0
Total Votes Cast	699	100.00%		167	512	20	0	0
Overvotes	0			0	0	0	0	0
Undervotes	22			4	17	1	0	0
Contest Totals	721			171	529	21	0	0

**District Clerk CCD**

Vote For 1

	TOTAL	VOTE %		Election Day	Early Voting	Ballot By Mail	Provisional Ballots	Limited Ballots
REP Mike Gould	357	51.44%		87	264	6	0	0
DEM David Brignac	337	48.56%		77	246	14	0	0
Total Votes Cast	694	100.00%		164	510	20	0	0
Overvotes	0			0	0	0	0	0
Undervotes	27			7	19	1	0	0
Contest Totals	721			171	529	21	0	0

## PCT 065

### County Commissioner, Precinct 4

Vote For 1

	TOTAL	VOTE %		Election Day	Early Voting	Ballot By Mail	Provisional Ballots	Limited Ballots
REP Duncan Webb	362	51.94%	<div style="width: 51.94%;"><div style="width: 51.94%;"></div></div>	89	267	6	0	0
DEM Jeffrey Williams	335	48.06%	<div style="width: 48.06%;"><div style="width: 48.06%;"></div></div>	75	246	14	0	0
Total Votes Cast	697	100.00%	<div style="width: 100.00%;"><div style="width: 100.00%;"></div></div>	164	513	20	0	0
Overvotes	0			0	0	0	0	0
Undervotes	24			7	16	1	0	0
Contest Totals	721			171	529	21	0	0

### Justice of the Peace, Precinct 3

Vote For 1

	TOTAL	VOTE %		Election Day	Early Voting	Ballot By Mail	Provisional Ballots	Limited Ballots
REP Mike Missildine	359	51.80%	<div style="width: 51.80%;"><div style="width: 51.80%;"></div></div>	86	267	6	0	0
DEM Irvin Lynn Barrett	334	48.20%	<div style="width: 48.20%;"><div style="width: 48.20%;"></div></div>	77	243	14	0	0
Total Votes Cast	693	100.00%	<div style="width: 100.00%;"><div style="width: 100.00%;"></div></div>	163	510	20	0	0
Overvotes	0			0	0	0	0	0
Undervotes	28			8	19	1	0	0
Contest Totals	721			171	529	21	0	0

### Plano ISD - Proposition A

Vote For 1

	TOTAL	VOTE %		Election Day	Early Voting	Ballot By Mail	Provisional Ballots	Limited Ballots
For	363	53.62%	<div style="width: 53.62%;"><div style="width: 53.62%;"></div></div>	87	265	11	0	0
Against	314	46.38%	<div style="width: 46.38%;"><div style="width: 46.38%;"></div></div>	74	230	10	0	0
Total Votes Cast	677	100.00%	<div style="width: 100.00%;"><div style="width: 100.00%;"></div></div>	161	495	21	0	0
Overvotes	0			0	0	0	0	0
Undervotes	44			10	34	0	0	0
Contest Totals	721			171	529	21	0	0

### Plano ISD - Proposition B

Vote For 1

	TOTAL	VOTE %		Election Day	Early Voting	Ballot By Mail	Provisional Ballots	Limited Ballots
For	377	55.60%	<div style="width: 55.60%;"><div style="width: 55.60%;"></div></div>	87	277	13	0	0
Against	301	44.40%	<div style="width: 44.40%;"><div style="width: 44.40%;"></div></div>	73	220	8	0	0
Total Votes Cast	678	100.00%	<div style="width: 100.00%;"><div style="width: 100.00%;"></div></div>	160	497	21	0	0
Overvotes	0			0	0	0	0	0
Undervotes	43			11	32	0	0	0
Contest Totals	721			171	529	21	0	0

## PCT 065

### Plano ISD - Proposition C

Vote For 1

	TOTAL	VOTE %		Election Day	Early Voting	Ballot By Mail	Provisional Ballots	Limited Ballots
For	378	56.42%		87	277	14	0	0
Against	292	43.58%		72	213	7	0	0
Total Votes Cast	670	100.00%		159	490	21	0	0
Overvotes	0			0	0	0	0	0
Undervotes	51			12	39	0	0	0
Contest Totals	721			171	529	21	0	0

### Plano ISD - Proposition D

Vote For 1

	TOTAL	VOTE %		Election Day	Early Voting	Ballot By Mail	Provisional Ballots	Limited Ballots
For	323	48.14%		72	240	11	0	0
Against	348	51.86%		87	251	10	0	0
Total Votes Cast	671	100.00%		159	491	21	0	0
Overvotes	0			0	0	0	0	0
Undervotes	50			12	38	0	0	0
Contest Totals	721			171	529	21	0	0

### Plano ISD - Proposition E

Vote For 1

	TOTAL	VOTE %		Election Day	Early Voting	Ballot By Mail	Provisional Ballots	Limited Ballots
For	298	44.21%		65	223	10	0	0
Against	376	55.79%		95	270	11	0	0
Total Votes Cast	674	100.00%		160	493	21	0	0
Overvotes	0			0	0	0	0	0
Undervotes	47			11	36	0	0	0
Contest Totals	721			171	529	21	0	0



## PCT 066

### U. S. Representative, District 4

Vote For 1

	TOTAL	VOTE %	Election Day	Early Voting	Ballot By Mail	Provisional Ballots	Limited Ballots
REP Pat Fallon	569	49.01%	177	370	22	0	0
DEM Iro Omere	553	47.63%	159	376	18	0	0
LIB John Simmons	39	3.36%	17	22	0	0	0
Total Votes Cast	1,161	100.00%	353	768	40	0	0
Overvotes	0		0	0	0	0	0
Undervotes	36		10	22	4	0	0
Contest Totals	1,197		363	790	44	0	0

### Governor

Vote For 1

	TOTAL	VOTE %	Election Day	Early Voting	Ballot By Mail	Provisional Ballots	Limited Ballots
REP Greg Abbott	577	48.41%	174	380	23	0	0
DEM Beto O'Rourke	597	50.08%	177	399	21	0	0
LIB Mark Tippetts	17	1.43%	8	9	0	0	0
GRN Delilah Barrios	1	0.08%	0	1	0	0	0
Write-In Totals	0	0.00%	0	0	0	0	0
Total Votes Cast	1,192	100.00%	359	789	44	0	0
Overvotes	0		0	0	0	0	0
Undervotes	5		4	1	0	0	0
Contest Totals	1,197		363	790	44	0	0

### Lieutenant Governor

Vote For 1

	TOTAL	VOTE %	Election Day	Early Voting	Ballot By Mail	Provisional Ballots	Limited Ballots
REP Dan Patrick	537	45.43%	170	351	16	0	0
DEM Mike Collier	603	51.02%	169	409	25	0	0
LIB Shanna Steele	42	3.55%	16	25	1	0	0
Total Votes Cast	1,182	100.00%	355	785	42	0	0
Overvotes	0		0	0	0	0	0
Undervotes	15		8	5	2	0	0
Contest Totals	1,197		363	790	44	0	0

### Attorney General

Vote For 1

	TOTAL	VOTE %	Election Day	Early Voting	Ballot By Mail	Provisional Ballots	Limited Ballots
REP Ken Paxton	528	44.94%	168	345	15	0	0
DEM Rochelle Mercedes Garza	591	50.30%	171	398	22	0	0
LIB Mark Ash	56	4.77%	15	37	4	0	0
Total Votes Cast	1,175	100.00%	354	780	41	0	0
Overvotes	0		0	0	0	0	0
Undervotes	22		9	10	3	0	0
Contest Totals	1,197		363	790	44	0	0

**PCT 066**

**Comptroller of Public Accounts**

Vote For 1

	TOTAL	VOTE %	Election Day	Early Voting	Ballot By Mail	Provisional Ballots	Limited Ballots
REP Glenn Hegar	579	49.91%	176	379	24	0	0
DEM Janet T. Dudding	541	46.64%	154	370	17	0	0
LIB V. Alonzo Echevarria-Garza	40	3.45%	18	21	1	0	0
Total Votes Cast	1,160	100.00%	348	770	42	0	0
Overvotes	0		0	0	0	0	0
Undervotes	37		15	20	2	0	0
Contest Totals	1,197		363	790	44	0	0

**Commissioner of the General Land Office**

Vote For 1

	TOTAL	VOTE %	Election Day	Early Voting	Ballot By Mail	Provisional Ballots	Limited Ballots
REP Dawn Buckingham	569	48.97%	184	364	21	0	0
DEM Jay Kleberg	569	48.97%	155	395	19	0	0
GRN Alfred Molison, Jr	24	2.07%	11	13	0	0	0
Write-In Totals	0	0.00%	0	0	0	0	0
Total Votes Cast	1,162	100.00%	350	772	40	0	0
Overvotes	0		0	0	0	0	0
Undervotes	35		13	18	4	0	0
Contest Totals	1,197		363	790	44	0	0

**Commissioner of Agriculture**

Vote For 1

	TOTAL	VOTE %	Election Day	Early Voting	Ballot By Mail	Provisional Ballots	Limited Ballots
REP Sid Miller	567	48.75%	176	370	21	0	0
DEM Susan Hays	596	51.25%	172	403	21	0	0
Total Votes Cast	1,163	100.00%	348	773	42	0	0
Overvotes	0		0	0	0	0	0
Undervotes	34		15	17	2	0	0
Contest Totals	1,197		363	790	44	0	0

**Railroad Commissioner**

Vote For 1

	TOTAL	VOTE %	Election Day	Early Voting	Ballot By Mail	Provisional Ballots	Limited Ballots
REP Wayne Christian	560	48.07%	174	366	20	0	0
DEM Luke Warford	546	46.87%	152	373	21	0	0
LIB Jaime Andres Diez	39	3.35%	14	24	1	0	0
GRN Hunter Wayne Crow	20	1.72%	9	11	0	0	0
Total Votes Cast	1,165	100.00%	349	774	42	0	0
Overvotes	0		0	0	0	0	0
Undervotes	32		14	16	2	0	0
Contest Totals	1,197		363	790	44	0	0

**PCT 066**

**Justice, Supreme Court, Place 3**

Vote For 1

	TOTAL	VOTE %	Election Day	Early Voting	Ballot By Mail	Provisional Ballots	Limited Ballots
REP Debra Lehrmann	582	50.09%	175	385	22	0	0
DEM Erin A. Nowell	549	47.25%	159	373	17	0	0
LIB Thomas Edward Oxford	31	2.67%	13	15	3	0	0
Total Votes Cast	1,162	100.00%	347	773	42	0	0
Overvotes	0		0	0	0	0	0
Undervotes	35		16	17	2	0	0
Contest Totals	1,197		363	790	44	0	0

**Justice, Supreme Court, Place 5**

Vote For 1

	TOTAL	VOTE %	Election Day	Early Voting	Ballot By Mail	Provisional Ballots	Limited Ballots
REP Rebeca Huddle	590	50.82%	176	390	24	0	0
DEM Amanda Reichel	571	49.18%	169	384	18	0	0
Total Votes Cast	1,161	100.00%	345	774	42	0	0
Overvotes	0		0	0	0	0	0
Undervotes	36		18	16	2	0	0
Contest Totals	1,197		363	790	44	0	0

**Justice, Supreme Court, Place 9**

Vote For 1

	TOTAL	VOTE %	Election Day	Early Voting	Ballot By Mail	Provisional Ballots	Limited Ballots
REP Evan Young	586	50.78%	177	387	22	0	0
DEM Julia Maldonado	568	49.22%	167	383	18	0	0
Total Votes Cast	1,154	100.00%	344	770	40	0	0
Overvotes	0		0	0	0	0	0
Undervotes	43		19	20	4	0	0
Contest Totals	1,197		363	790	44	0	0

**Judge, Court of Criminal Appeals, Place 5**

Vote For 1

	TOTAL	VOTE %	Election Day	Early Voting	Ballot By Mail	Provisional Ballots	Limited Ballots
REP Scott Walker	579	50.22%	177	381	21	0	0
DEM Dana Huffman	574	49.78%	166	388	20	0	0
Total Votes Cast	1,153	100.00%	343	769	41	0	0
Overvotes	0		0	0	0	0	0
Undervotes	44		20	21	3	0	0
Contest Totals	1,197		363	790	44	0	0

**PCT 066**

**Judge, Court of Criminal Appeals, Place 6**

Vote For 1

	TOTAL	VOTE %	Election Day	Early Voting	Ballot By Mail	Provisional Ballots	Limited Ballots
REP Jesse F. McClure, III	584	50.96%	181	380	23	0	0
DEM Robert Johnson	562	49.04%	162	384	16	0	0
Total Votes Cast	1,146	100.00%	343	764	39	0	0
Overvotes	0		0	0	0	0	0
Undervotes	51		20	26	5	0	0
Contest Totals	1,197		363	790	44	0	0

**Member, State Board of Education, District 12 CCD**

Vote For 1

	TOTAL	VOTE %	Election Day	Early Voting	Ballot By Mail	Provisional Ballots	Limited Ballots
REP Pam Little	572	49.70%	172	380	20	0	0
DEM Alex Cornwallis	533	46.31%	151	363	19	0	0
LIB Christy Mowrey	46	4.00%	22	22	2	0	0
Write-In Totals	0	0.00%	0	0	0	0	0
Total Votes Cast	1,151	100.00%	345	765	41	0	0
Overvotes	0		0	0	0	0	0
Undervotes	46		18	25	3	0	0
Contest Totals	1,197		363	790	44	0	0

**State Senator, District 8**

Vote For 1

	TOTAL	VOTE %	Election Day	Early Voting	Ballot By Mail	Provisional Ballots	Limited Ballots
REP Angela Paxton	534	46.11%	171	346	17	0	0
DEM Jonathan Cocks	574	49.57%	157	398	19	0	0
LIB Edward Kless	50	4.32%	19	28	3	0	0
Total Votes Cast	1,158	100.00%	347	772	39	0	0
Overvotes	0		0	0	0	0	0
Undervotes	39		16	18	5	0	0
Contest Totals	1,197		363	790	44	0	0

**State Representative, District 67**

Vote For 1

	TOTAL	VOTE %	Election Day	Early Voting	Ballot By Mail	Provisional Ballots	Limited Ballots
REP Jeff Leach	590	50.95%	177	390	23	0	0
DEM Kevin Morris	568	49.05%	166	383	19	0	0
Total Votes Cast	1,158	100.00%	343	773	42	0	0
Overvotes	0		0	0	0	0	0
Undervotes	39		20	17	2	0	0
Contest Totals	1,197		363	790	44	0	0

## PCT 066

### Justice, 5th Court of Appeals District, Place 4

Vote For 1

	TOTAL	VOTE %	Election Day	Early Voting	Ballot By Mail	Provisional Ballots	Limited Ballots
REP Emily A. Miskel	580	50.57%	182	376	22	0	0
DEM Maricela Moore	567	49.43%	161	387	19	0	0
Total Votes Cast	1,147	100.00%	343	763	41	0	0
Overvotes	0		0	0	0	0	0
Undervotes	50		20	27	3	0	0
Contest Totals	1,197		363	790	44	0	0

### Justice, 5th Court of Appeals District, Place 7

Vote For 1

	TOTAL	VOTE %	Election Day	Early Voting	Ballot By Mail	Provisional Ballots	Limited Ballots
REP Kristina Williams	574	50.13%	176	378	20	0	0
DEM Nancy Kennedy	571	49.87%	165	386	20	0	0
Total Votes Cast	1,145	100.00%	341	764	40	0	0
Overvotes	1		0	0	1	0	0
Undervotes	51		22	26	3	0	0
Contest Totals	1,197		363	790	44	0	0

### County Judge CCD

Vote For 1

	TOTAL	VOTE %	Election Day	Early Voting	Ballot By Mail	Provisional Ballots	Limited Ballots
REP Chris Hill	583	50.61%	182	380	21	0	0
DEM Joshua Murray	569	49.39%	162	389	18	0	0
Total Votes Cast	1,152	100.00%	344	769	39	0	0
Overvotes	0		0	0	0	0	0
Undervotes	45		19	21	5	0	0
Contest Totals	1,197		363	790	44	0	0

### District Clerk CCD

Vote For 1

	TOTAL	VOTE %	Election Day	Early Voting	Ballot By Mail	Provisional Ballots	Limited Ballots
REP Mike Gould	581	50.83%	181	377	23	0	0
DEM David Brignac	562	49.17%	162	384	16	0	0
Total Votes Cast	1,143	100.00%	343	761	39	0	0
Overvotes	0		0	0	0	0	0
Undervotes	54		20	29	5	0	0
Contest Totals	1,197		363	790	44	0	0

## PCT 066

### County Commissioner, Precinct 4

Vote For 1

	TOTAL	VOTE %		Election Day	Early Voting	Ballot By Mail	Provisional Ballots	Limited Ballots
REP Duncan Webb	596	52.05%	<div style="width: 52.05%;"><div style="width: 52.05%;"></div></div>	182	390	24	0	0
DEM Jeffrey Williams	549	47.95%	<div style="width: 47.95%;"><div style="width: 47.95%;"></div></div>	161	373	15	0	0
Total Votes Cast	1,145	100.00%	<div style="width: 100.00%;"><div style="width: 100.00%;"></div></div>	343	763	39	0	0
Overvotes	0			0	0	0	0	0
Undervotes	52			20	27	5	0	0
Contest Totals	1,197			363	790	44	0	0

### Justice of the Peace, Precinct 3

Vote For 1

	TOTAL	VOTE %		Election Day	Early Voting	Ballot By Mail	Provisional Ballots	Limited Ballots
REP Mike Missildine	590	51.75%	<div style="width: 51.75%;"><div style="width: 51.75%;"></div></div>	182	386	22	0	0
DEM Irvin Lynn Barrett	550	48.25%	<div style="width: 48.25%;"><div style="width: 48.25%;"></div></div>	159	374	17	0	0
Total Votes Cast	1,140	100.00%	<div style="width: 100.00%;"><div style="width: 100.00%;"></div></div>	341	760	39	0	0
Overvotes	0			0	0	0	0	0
Undervotes	57			22	30	5	0	0
Contest Totals	1,197			363	790	44	0	0

### Plano ISD - Proposition A

Vote For 1

	TOTAL	VOTE %		Election Day	Early Voting	Ballot By Mail	Provisional Ballots	Limited Ballots
For	615	55.41%	<div style="width: 55.41%;"><div style="width: 55.41%;"></div></div>	168	426	21	0	0
Against	495	44.59%	<div style="width: 44.59%;"><div style="width: 44.59%;"></div></div>	161	316	18	0	0
Total Votes Cast	1,110	100.00%	<div style="width: 100.00%;"><div style="width: 100.00%;"></div></div>	329	742	39	0	0
Overvotes	0			0	0	0	0	0
Undervotes	87			34	48	5	0	0
Contest Totals	1,197			363	790	44	0	0

### Plano ISD - Proposition B

Vote For 1

	TOTAL	VOTE %		Election Day	Early Voting	Ballot By Mail	Provisional Ballots	Limited Ballots
For	616	55.05%	<div style="width: 55.05%;"><div style="width: 55.05%;"></div></div>	167	426	23	0	0
Against	503	44.95%	<div style="width: 44.95%;"><div style="width: 44.95%;"></div></div>	164	321	18	0	0
Total Votes Cast	1,119	100.00%	<div style="width: 100.00%;"><div style="width: 100.00%;"></div></div>	331	747	41	0	0
Overvotes	0			0	0	0	0	0
Undervotes	78			32	43	3	0	0
Contest Totals	1,197			363	790	44	0	0

## PCT 066

### Plano ISD - Proposition C

Vote For 1

	TOTAL	VOTE %		Election Day	Early Voting	Ballot By Mail	Provisional Ballots	Limited Ballots
For	634	57.32%		182	426	26	0	0
Against	472	42.68%		147	310	15	0	0
Total Votes Cast	1,106	100.00%		329	736	41	0	0
Overvotes	0			0	0	0	0	0
Undervotes	91			34	54	3	0	0
Contest Totals	1,197			363	790	44	0	0

### Plano ISD - Proposition D

Vote For 1

	TOTAL	VOTE %		Election Day	Early Voting	Ballot By Mail	Provisional Ballots	Limited Ballots
For	556	50.14%		166	370	20	0	0
Against	553	49.86%		164	370	19	0	0
Total Votes Cast	1,109	100.00%		330	740	39	0	0
Overvotes	0			0	0	0	0	0
Undervotes	88			33	50	5	0	0
Contest Totals	1,197			363	790	44	0	0

### Plano ISD - Proposition E

Vote For 1

	TOTAL	VOTE %		Election Day	Early Voting	Ballot By Mail	Provisional Ballots	Limited Ballots
For	507	45.68%		147	343	17	0	0
Against	603	54.32%		184	398	21	0	0
Total Votes Cast	1,110	100.00%		331	741	38	0	0
Overvotes	0			0	0	0	0	0
Undervotes	87			32	49	6	0	0
Contest Totals	1,197			363	790	44	0	0

**PCT 067**

**U. S. Representative, District 4**

Vote For 1

	TOTAL	VOTE %	Election Day	Early Voting	Ballot By Mail	Provisional Ballots	Limited Ballots
REP Pat Fallon	731	50.45%	175	494	60	2	0
DEM Iro Omere	679	46.86%	144	479	52	4	0
LIB John Simmons	39	2.69%	14	25	0	0	0
Total Votes Cast	1,449	100.00%	333	998	112	6	0
Overvotes	0		0	0	0	0	0
Undervotes	37		9	27	1	0	0
Contest Totals	1,486		342	1,025	113	6	0

**Governor**

Vote For 1

	TOTAL	VOTE %	Election Day	Early Voting	Ballot By Mail	Provisional Ballots	Limited Ballots
REP Greg Abbott	715	48.21%	174	482	57	2	0
DEM Beto O'Rourke	755	50.91%	163	533	55	4	0
LIB Mark Tippetts	11	0.74%	5	5	1	0	0
GRN Delilah Barrios	1	0.07%	0	1	0	0	0
Write-In Totals	2	0.13%	0	2	0	0	0
Total Votes Cast	1,483	100.00%	342	1,022	113	6	0
Overvotes	0		0	0	0	0	0
Undervotes	3		0	3	0	0	0
Contest Totals	1,486		342	1,025	113	6	0

**Lieutenant Governor**

Vote For 1

	TOTAL	VOTE %	Election Day	Early Voting	Ballot By Mail	Provisional Ballots	Limited Ballots
REP Dan Patrick	686	46.70%	169	459	57	1	0
DEM Mike Collier	742	50.51%	155	529	53	5	0
LIB Shanna Steele	41	2.79%	14	27	0	0	0
Total Votes Cast	1,469	100.00%	338	1,015	110	6	0
Overvotes	0		0	0	0	0	0
Undervotes	17		4	10	3	0	0
Contest Totals	1,486		342	1,025	113	6	0

**Attorney General**

Vote For 1

	TOTAL	VOTE %	Election Day	Early Voting	Ballot By Mail	Provisional Ballots	Limited Ballots
REP Ken Paxton	659	45.29%	159	448	51	1	0
DEM Rochelle Mercedes Garza	742	51.00%	158	522	57	5	0
LIB Mark Ash	54	3.71%	19	32	3	0	0
Total Votes Cast	1,455	100.00%	336	1,002	111	6	0
Overvotes	0		0	0	0	0	0
Undervotes	31		6	23	2	0	0
Contest Totals	1,486		342	1,025	113	6	0



**PCT 067**

**Comptroller of Public Accounts**

Vote For 1

	TOTAL	VOTE %	Election Day	Early Voting	Ballot By Mail	Provisional Ballots	Limited Ballots
REP Glenn Hegar	745	51.20%	177	504	62	2	0
DEM Janet T. Dudding	678	46.60%	143	483	48	4	0
LIB V. Alonzo Echevarria-Garza	32	2.20%	11	21	0	0	0
Total Votes Cast	1,455	100.00%	331	1,008	110	6	0
Overvotes	0		0	0	0	0	0
Undervotes	31		11	17	3	0	0
Contest Totals	1,486		342	1,025	113	6	0

**Commissioner of the General Land Office**

Vote For 1

	TOTAL	VOTE %	Election Day	Early Voting	Ballot By Mail	Provisional Ballots	Limited Ballots
REP Dawn Buckingham	726	50.00%	181	486	58	1	0
DEM Jay Kleberg	706	48.62%	144	506	51	5	0
GRN Alfred Molison, Jr	20	1.38%	5	14	1	0	0
Write-In Totals	0	0.00%	0	0	0	0	0
Total Votes Cast	1,452	100.00%	330	1,006	110	6	0
Overvotes	0		0	0	0	0	0
Undervotes	34		12	19	3	0	0
Contest Totals	1,486		342	1,025	113	6	0

**Commissioner of Agriculture**

Vote For 1

	TOTAL	VOTE %	Election Day	Early Voting	Ballot By Mail	Provisional Ballots	Limited Ballots
REP Sid Miller	717	49.31%	177	481	58	1	0
DEM Susan Hays	737	50.69%	155	524	53	5	0
Total Votes Cast	1,454	100.00%	332	1,005	111	6	0
Overvotes	0		0	0	0	0	0
Undervotes	32		10	20	2	0	0
Contest Totals	1,486		342	1,025	113	6	0

**Railroad Commissioner**

Vote For 1

	TOTAL	VOTE %	Election Day	Early Voting	Ballot By Mail	Provisional Ballots	Limited Ballots
REP Wayne Christian	718	49.55%	172	487	58	1	0
DEM Luke Warford	683	47.14%	143	486	49	5	0
LIB Jaime Andres Diez	36	2.48%	12	23	1	0	0
GRN Hunter Wayne Crow	12	0.83%	4	8	0	0	0
Total Votes Cast	1,449	100.00%	331	1,004	108	6	0
Overvotes	0		0	0	0	0	0
Undervotes	37		11	21	5	0	0
Contest Totals	1,486		342	1,025	113	6	0

**PCT 067**

**Justice, Supreme Court, Place 3**

Vote For 1

	TOTAL	VOTE %		Election Day	Early Voting	Ballot By Mail	Provisional Ballots	Limited Ballots
REP Debra Lehrmann	731	50.66%	<div style="width: 50.66%;"><div style="width: 50.66%;"></div></div>	174	498	57	2	0
DEM Erin A. Nowell	689	47.75%	<div style="width: 47.75%;"><div style="width: 47.75%;"></div></div>	144	490	51	4	0
LIB Thomas Edward Oxford	23	1.59%	<div style="width: 1.59%;"><div style="width: 1.59%;"></div></div>	11	12	0	0	0
Total Votes Cast	1,443	100.00%	<div style="width: 100.00%;"><div style="width: 100.00%;"></div></div>	329	1,000	108	6	0
Overvotes	1			0	0	1	0	0
Undervotes	42			13	25	4	0	0
Contest Totals	1,486			342	1,025	113	6	0

**Justice, Supreme Court, Place 5**

Vote For 1

	TOTAL	VOTE %		Election Day	Early Voting	Ballot By Mail	Provisional Ballots	Limited Ballots
REP Rebeca Huddle	738	51.14%	<div style="width: 51.14%;"><div style="width: 51.14%;"></div></div>	176	501	59	2	0
DEM Amanda Reichel	705	48.86%	<div style="width: 48.86%;"><div style="width: 48.86%;"></div></div>	152	498	51	4	0
Total Votes Cast	1,443	100.00%	<div style="width: 100.00%;"><div style="width: 100.00%;"></div></div>	328	999	110	6	0
Overvotes	0			0	0	0	0	0
Undervotes	43			14	26	3	0	0
Contest Totals	1,486			342	1,025	113	6	0

**Justice, Supreme Court, Place 9**

Vote For 1

	TOTAL	VOTE %		Election Day	Early Voting	Ballot By Mail	Provisional Ballots	Limited Ballots
REP Evan Young	726	50.42%	<div style="width: 50.42%;"><div style="width: 50.42%;"></div></div>	176	489	59	2	0
DEM Julia Maldonado	714	49.58%	<div style="width: 49.58%;"><div style="width: 49.58%;"></div></div>	152	507	51	4	0
Total Votes Cast	1,440	100.00%	<div style="width: 100.00%;"><div style="width: 100.00%;"></div></div>	328	996	110	6	0
Overvotes	0			0	0	0	0	0
Undervotes	46			14	29	3	0	0
Contest Totals	1,486			342	1,025	113	6	0

**Judge, Court of Criminal Appeals, Place 5**

Vote For 1

	TOTAL	VOTE %		Election Day	Early Voting	Ballot By Mail	Provisional Ballots	Limited Ballots
REP Scott Walker	722	50.28%	<div style="width: 50.28%;"><div style="width: 50.28%;"></div></div>	174	487	60	1	0
DEM Dana Huffman	714	49.72%	<div style="width: 49.72%;"><div style="width: 49.72%;"></div></div>	152	508	50	4	0
Total Votes Cast	1,436	100.00%	<div style="width: 100.00%;"><div style="width: 100.00%;"></div></div>	326	995	110	5	0
Overvotes	0			0	0	0	0	0
Undervotes	50			16	30	3	1	0
Contest Totals	1,486			342	1,025	113	6	0

**PCT 067**

**Judge, Court of Criminal Appeals, Place 6**

Vote For 1

	TOTAL	VOTE %	Election Day	Early Voting	Ballot By Mail	Provisional Ballots	Limited Ballots
REP Jesse F. McClure, III	728	50.66%	171	498	58	1	0
DEM Robert Johnson	709	49.34%	153	500	52	4	0
Total Votes Cast	1,437	100.00%	324	998	110	5	0
Overvotes	0		0	0	0	0	0
Undervotes	49		18	27	3	1	0
Contest Totals	1,486		342	1,025	113	6	0

**Member, State Board of Education, District 12 CCD**

Vote For 1

	TOTAL	VOTE %	Election Day	Early Voting	Ballot By Mail	Provisional Ballots	Limited Ballots
REP Pam Little	719	49.90%	173	488	57	1	0
DEM Alex Cornwallis	681	47.26%	143	484	50	4	0
LIB Christy Mowrey	41	2.85%	12	27	2	0	0
Write-In Totals	0	0.00%	0	0	0	0	0
Total Votes Cast	1,441	100.00%	328	999	109	5	0
Overvotes	0		0	0	0	0	0
Undervotes	45		14	26	4	1	0
Contest Totals	1,486		342	1,025	113	6	0

**State Senator, District 8**

Vote For 1

	TOTAL	VOTE %	Election Day	Early Voting	Ballot By Mail	Provisional Ballots	Limited Ballots
REP Angela Paxton	667	46.51%	164	451	51	1	0
DEM Jonathan Cocks	727	50.70%	148	517	58	4	0
LIB Edward Kless	40	2.79%	14	26	0	0	0
Total Votes Cast	1,434	100.00%	326	994	109	5	0
Overvotes	0		0	0	0	0	0
Undervotes	52		16	31	4	1	0
Contest Totals	1,486		342	1,025	113	6	0

**State Representative, District 70**

Vote For 1

	TOTAL	VOTE %	Election Day	Early Voting	Ballot By Mail	Provisional Ballots	Limited Ballots
REP Jamee Jolly	750	52.05%	178	510	59	3	0
DEM Mihaela Elizabeth Plesa	691	47.95%	149	489	50	3	0
Total Votes Cast	1,441	100.00%	327	999	109	6	0
Overvotes	0		0	0	0	0	0
Undervotes	45		15	26	4	0	0
Contest Totals	1,486		342	1,025	113	6	0

**PCT 067**

**Justice, 5th Court of Appeals District, Place 4**

Vote For 1

	TOTAL	VOTE %	Election Day	Early Voting	Ballot By Mail	Provisional Ballots	Limited Ballots
REP Emily A. Miskel	726	51.13%	175	493	57	1	0
DEM Maricela Moore	694	48.87%	148	494	48	4	0
Total Votes Cast	1,420	100.00%	323	987	105	5	0
Overvotes	0		0	0	0	0	0
Undervotes	66		19	38	8	1	0
Contest Totals	1,486		342	1,025	113	6	0

**Justice, 5th Court of Appeals District, Place 7**

Vote For 1

	TOTAL	VOTE %	Election Day	Early Voting	Ballot By Mail	Provisional Ballots	Limited Ballots
REP Kristina Williams	720	50.60%	173	491	56	0	0
DEM Nancy Kennedy	703	49.40%	151	500	48	4	0
Total Votes Cast	1,423	100.00%	324	991	104	4	0
Overvotes	0		0	0	0	0	0
Undervotes	63		18	34	9	2	0
Contest Totals	1,486		342	1,025	113	6	0

**County Judge CCD**

Vote For 1

	TOTAL	VOTE %	Election Day	Early Voting	Ballot By Mail	Provisional Ballots	Limited Ballots
REP Chris Hill	733	51.15%	173	503	56	1	0
DEM Joshua Murray	700	48.85%	149	499	48	4	0
Total Votes Cast	1,433	100.00%	322	1,002	104	5	0
Overvotes	0		0	0	0	0	0
Undervotes	53		20	23	9	1	0
Contest Totals	1,486		342	1,025	113	6	0

**District Clerk CCD**

Vote For 1

	TOTAL	VOTE %	Election Day	Early Voting	Ballot By Mail	Provisional Ballots	Limited Ballots
REP Mike Gould	730	51.23%	176	498	55	1	0
DEM David Brignac	695	48.77%	147	495	49	4	0
Total Votes Cast	1,425	100.00%	323	993	104	5	0
Overvotes	0		0	0	0	0	0
Undervotes	61		19	32	9	1	0
Contest Totals	1,486		342	1,025	113	6	0

## PCT 067

### County Commissioner, Precinct 4

Vote For 1

	TOTAL	VOTE %	Election Day	Early Voting	Ballot By Mail	Provisional Ballots	Limited Ballots
REP Duncan Webb	736	51.69%	174	505	56	1	0
DEM Jeffrey Williams	688	48.31%	151	485	48	4	0
Total Votes Cast	1,424	100.00%	325	990	104	5	0
Overvotes	0		0	0	0	0	0
Undervotes	62		17	35	9	1	0
Contest Totals	1,486		342	1,025	113	6	0

### Justice of the Peace, Precinct 3

Vote For 1

	TOTAL	VOTE %	Election Day	Early Voting	Ballot By Mail	Provisional Ballots	Limited Ballots
REP Mike Missildine	729	51.27%	179	494	55	1	0
DEM Irvin Lynn Barrett	693	48.73%	144	497	48	4	0
Total Votes Cast	1,422	100.00%	323	991	103	5	0
Overvotes	0		0	0	0	0	0
Undervotes	64		19	34	10	1	0
Contest Totals	1,486		342	1,025	113	6	0

### Plano ISD - Proposition A

Vote For 1

	TOTAL	VOTE %	Election Day	Early Voting	Ballot By Mail	Provisional Ballots	Limited Ballots
For	748	54.84%	162	520	63	3	0
Against	616	45.16%	145	435	35	1	0
Total Votes Cast	1,364	100.00%	307	955	98	4	0
Overvotes	0		0	0	0	0	0
Undervotes	122		35	70	15	2	0
Contest Totals	1,486		342	1,025	113	6	0

### Plano ISD - Proposition B

Vote For 1

	TOTAL	VOTE %	Election Day	Early Voting	Ballot By Mail	Provisional Ballots	Limited Ballots
For	814	59.59%	166	577	67	4	0
Against	552	40.41%	142	378	31	1	0
Total Votes Cast	1,366	100.00%	308	955	98	5	0
Overvotes	0		0	0	0	0	0
Undervotes	120		34	70	15	1	0
Contest Totals	1,486		342	1,025	113	6	0

## PCT 067

### Plano ISD - Proposition C

Vote For 1

	TOTAL	VOTE %		Election Day	Early Voting	Ballot By Mail	Provisional Ballots	Limited Ballots
For	799	58.45%		162	569	65	3	0
Against	568	41.55%		145	388	33	2	0
Total Votes Cast	1,367	100.00%		307	957	98	5	0
Overvotes	0			0	0	0	0	0
Undervotes	119			35	68	15	1	0
Contest Totals	1,486			342	1,025	113	6	0

### Plano ISD - Proposition D

Vote For 1

	TOTAL	VOTE %		Election Day	Early Voting	Ballot By Mail	Provisional Ballots	Limited Ballots
For	703	51.73%		154	495	50	4	0
Against	656	48.27%		152	456	47	1	0
Total Votes Cast	1,359	100.00%		306	951	97	5	0
Overvotes	0			0	0	0	0	0
Undervotes	127			36	74	16	1	0
Contest Totals	1,486			342	1,025	113	6	0

### Plano ISD - Proposition E

Vote For 1

	TOTAL	VOTE %		Election Day	Early Voting	Ballot By Mail	Provisional Ballots	Limited Ballots
For	675	49.63%		140	480	51	4	0
Against	685	50.37%		165	472	47	1	0
Total Votes Cast	1,360	100.00%		305	952	98	5	0
Overvotes	0			0	0	0	0	0
Undervotes	126			37	73	15	1	0
Contest Totals	1,486			342	1,025	113	6	0

## PCT 068

### U. S. Representative, District 32

Vote For 1

	TOTAL	VOTE %		Election Day	Early Voting	Ballot By Mail	Provisional Ballots	Limited Ballots
REP Antonio Swad	438	48.29%	<div style="width: 48.29%;"><div style="width: 48.29%;"></div></div>	140	283	15	0	0
DEM Colin Allred	469	51.71%	<div style="width: 51.71%;"><div style="width: 51.71%;"></div></div>	136	312	18	3	0
Total Votes Cast	907	100.00%	<div style="width: 100.00%;"><div style="width: 100.00%;"></div></div>	276	595	33	3	0
Overvotes	0			0	0	0	0	0
Undervotes	23			10	13	0	0	0
Contest Totals	930			286	608	33	3	0

### Governor

Vote For 1

	TOTAL	VOTE %		Election Day	Early Voting	Ballot By Mail	Provisional Ballots	Limited Ballots
REP Greg Abbott	446	48.06%	<div style="width: 48.06%;"><div style="width: 48.06%;"></div></div>	139	290	17	0	0
DEM Beto O'Rourke	459	49.46%	<div style="width: 49.46%;"><div style="width: 49.46%;"></div></div>	136	305	15	3	0
LIB Mark Tippetts	18	1.94%	<div style="width: 1.94%;"><div style="width: 1.94%;"></div></div>	5	12	1	0	0
GRN Delilah Barrios	5	0.54%	<div style="width: 0.54%;"><div style="width: 0.54%;"></div></div>	5	0	0	0	0
Write-In Totals	0	0.00%	<div style="width: 0.00%;"><div style="width: 0.00%;"></div></div>	0	0	0	0	0
Total Votes Cast	928	100.00%	<div style="width: 100.00%;"><div style="width: 100.00%;"></div></div>	285	607	33	3	0
Overvotes	0			0	0	0	0	0
Undervotes	2			1	1	0	0	0
Contest Totals	930			286	608	33	3	0

### Lieutenant Governor

Vote For 1

	TOTAL	VOTE %		Election Day	Early Voting	Ballot By Mail	Provisional Ballots	Limited Ballots
REP Dan Patrick	422	46.32%	<div style="width: 46.32%;"><div style="width: 46.32%;"></div></div>	135	272	15	0	0
DEM Mike Collier	458	50.27%	<div style="width: 50.27%;"><div style="width: 50.27%;"></div></div>	133	305	17	3	0
LIB Shanna Steele	31	3.40%	<div style="width: 3.40%;"><div style="width: 3.40%;"></div></div>	10	20	1	0	0
Total Votes Cast	911	100.00%	<div style="width: 100.00%;"><div style="width: 100.00%;"></div></div>	278	597	33	3	0
Overvotes	0			0	0	0	0	0
Undervotes	19			8	11	0	0	0
Contest Totals	930			286	608	33	3	0

### Attorney General

Vote For 1

	TOTAL	VOTE %		Election Day	Early Voting	Ballot By Mail	Provisional Ballots	Limited Ballots
REP Ken Paxton	416	45.87%	<div style="width: 45.87%;"><div style="width: 45.87%;"></div></div>	133	267	16	0	0
DEM Rochelle Mercedes Garza	451	49.72%	<div style="width: 49.72%;"><div style="width: 49.72%;"></div></div>	133	300	15	3	0
LIB Mark Ash	40	4.41%	<div style="width: 4.41%;"><div style="width: 4.41%;"></div></div>	11	28	1	0	0
Total Votes Cast	907	100.00%	<div style="width: 100.00%;"><div style="width: 100.00%;"></div></div>	277	595	32	3	0
Overvotes	0			0	0	0	0	0
Undervotes	23			9	13	1	0	0
Contest Totals	930			286	608	33	3	0

**PCT 068**

**Comptroller of Public Accounts**

Vote For 1

	TOTAL	VOTE %	Election Day	Early Voting	Ballot By Mail	Provisional Ballots	Limited Ballots
REP Glenn Hegar	435	48.55%	133	286	16	0	0
DEM Janet T. Dudding	427	47.66%	130	281	13	3	0
LIB V. Alonzo Echevarria-Garza	34	3.79%	11	21	2	0	0
Total Votes Cast	896	100.00%	274	588	31	3	0
Overvotes	0		0	0	0	0	0
Undervotes	34		12	20	2	0	0
Contest Totals	930		286	608	33	3	0

**Commissioner of the General Land Office**

Vote For 1

	TOTAL	VOTE %	Election Day	Early Voting	Ballot By Mail	Provisional Ballots	Limited Ballots
REP Dawn Buckingham	447	49.78%	142	290	15	0	0
DEM Jay Kleberg	434	48.33%	127	288	16	3	0
GRN Alfred Molison, Jr	16	1.78%	5	10	1	0	0
Write-In Totals	1	0.11%	1	0	0	0	0
Total Votes Cast	898	100.00%	275	588	32	3	0
Overvotes	0		0	0	0	0	0
Undervotes	32		11	20	1	0	0
Contest Totals	930		286	608	33	3	0

**Commissioner of Agriculture**

Vote For 1

	TOTAL	VOTE %	Election Day	Early Voting	Ballot By Mail	Provisional Ballots	Limited Ballots
REP Sid Miller	445	49.55%	138	292	15	0	0
DEM Susan Hays	453	50.45%	135	298	17	3	0
Total Votes Cast	898	100.00%	273	590	32	3	0
Overvotes	0		0	0	0	0	0
Undervotes	32		13	18	1	0	0
Contest Totals	930		286	608	33	3	0

**Railroad Commissioner**

Vote For 1

	TOTAL	VOTE %	Election Day	Early Voting	Ballot By Mail	Provisional Ballots	Limited Ballots
REP Wayne Christian	428	47.66%	134	278	16	0	0
DEM Luke Warford	422	46.99%	118	288	14	2	0
LIB Jaime Andres Diez	39	4.34%	17	19	2	1	0
GRN Hunter Wayne Crow	9	1.00%	3	6	0	0	0
Total Votes Cast	898	100.00%	272	591	32	3	0
Overvotes	0		0	0	0	0	0
Undervotes	32		14	17	1	0	0
Contest Totals	930		286	608	33	3	0



**PCT 068**

**Justice, Supreme Court, Place 3**

Vote For 1

	TOTAL	VOTE %	Election Day	Early Voting	Ballot By Mail	Provisional Ballots	Limited Ballots
REP Debra Lehrmann	434	48.17%	135	283	16	0	0
DEM Erin A. Nowell	435	48.28%	127	291	14	3	0
LIB Thomas Edward Oxford	32	3.55%	15	16	1	0	0
Total Votes Cast	901	100.00%	277	590	31	3	0
Overvotes	0		0	0	0	0	0
Undervotes	29		9	18	2	0	0
Contest Totals	930		286	608	33	3	0

**Justice, Supreme Court, Place 5**

Vote For 1

	TOTAL	VOTE %	Election Day	Early Voting	Ballot By Mail	Provisional Ballots	Limited Ballots
REP Rebeca Huddle	452	50.67%	143	293	16	0	0
DEM Amanda Reichel	440	49.33%	129	293	15	3	0
Total Votes Cast	892	100.00%	272	586	31	3	0
Overvotes	0		0	0	0	0	0
Undervotes	38		14	22	2	0	0
Contest Totals	930		286	608	33	3	0

**Justice, Supreme Court, Place 9**

Vote For 1

	TOTAL	VOTE %	Election Day	Early Voting	Ballot By Mail	Provisional Ballots	Limited Ballots
REP Evan Young	444	49.55%	137	291	16	0	0
DEM Julia Maldonado	452	50.45%	138	296	15	3	0
Total Votes Cast	896	100.00%	275	587	31	3	0
Overvotes	0		0	0	0	0	0
Undervotes	34		11	21	2	0	0
Contest Totals	930		286	608	33	3	0

**Judge, Court of Criminal Appeals, Place 5**




Vote For 1

	TOTAL	VOTE %	Election Day	Early Voting	Ballot By Mail	Provisional Ballots	Limited Ballots
REP Scott Walker	441	49.66%	140	284	17	0	0
DEM Dana Huffman	447	50.34%	134	295	15	3	0
Total Votes Cast	888	100.00%	274	579	32	3	0
Overvotes	0		0	0	0	0	0
Undervotes	42		12	29	1	0	0
Contest Totals	930		286	608	33	3	0

**PCT 068**






**Judge, Court of Criminal Appeals, Place 6**

Vote For 1

	TOTAL	VOTE %		Election Day	Early Voting	Ballot By Mail	Provisional Ballots	Limited Ballots
REP Jesse F. McClure, III	435	49.04%		136	284	15	0	0
DEM Robert Johnson	452	50.96%		135	297	17	3	0
Total Votes Cast	887	100.00%		271	581	32	3	0
Overvotes	0			0	0	0	0	0
Undervotes	43			15	27	1	0	0
Contest Totals	930			286	608	33	3	0





**Member, State Board of Education, District 12 CCD**

Vote For 1

	TOTAL	VOTE %		Election Day	Early Voting	Ballot By Mail	Provisional Ballots	Limited Ballots
REP Pam Little	426	47.65%		137	274	15	0	0
DEM Alex Cornwallis	425	47.54%		122	285	15	3	0
LIB Christy Mowrey	43	4.81%		14	27	2	0	0
Write-In Totals	0	0.00%		0	0	0	0	0
Total Votes Cast	894	100.00%		273	586	32	3	0
Overvotes	0			0	0	0	0	0
Undervotes	36			13	22	1	0	0
Contest Totals	930			286	608	33	3	0




**State Senator, District 8**

Vote For 1

	TOTAL	VOTE %		Election Day	Early Voting	Ballot By Mail	Provisional Ballots	Limited Ballots
REP Angela Paxton	415	46.11%		138	261	16	0	0
DEM Jonathan Cocks	445	49.44%		127	300	15	3	0
LIB Edward Kless	40	4.44%		11	28	1	0	0
Total Votes Cast	900	100.00%		276	589	32	3	0
Overvotes	0			0	0	0	0	0
Undervotes	30			10	19	1	0	0
Contest Totals	930			286	608	33	3	0

**State Representative, District 33**

Vote For 1

	TOTAL	VOTE %		Election Day	Early Voting	Ballot By Mail	Provisional Ballots	Limited Ballots
REP Justin Holland	449	50.73%		143	290	16	0	0
DEM Graeson Lynskey	436	49.27%		127	292	14	3	0
Total Votes Cast	885	100.00%		270	582	30	3	0
Overvotes	0			0	0	0	0	0
Undervotes	45			16	26	3	0	0
Contest Totals	930			286	608	33	3	0

**PCT 068**

**Justice, 5th Court of Appeals District, Place 4**

Vote For 1

	TOTAL	VOTE %	Election Day	Early Voting	Ballot By Mail	Provisional Ballots	Limited Ballots
REP Emily A. Miskel	433	49.15%	139	279	15	0	0
DEM Maricela Moore	448	50.85%	133	295	17	3	0
Total Votes Cast	881	100.00%	272	574	32	3	0
Overvotes	0		0	0	0	0	0
Undervotes	49		14	34	1	0	0
Contest Totals	930		286	608	33	3	0

**Justice, 5th Court of Appeals District, Place 7**

Vote For 1

	TOTAL	VOTE %	Election Day	Early Voting	Ballot By Mail	Provisional Ballots	Limited Ballots
REP Kristina Williams	439	49.66%	141	282	16	0	0
DEM Nancy Kennedy	445	50.34%	128	298	16	3	0
Total Votes Cast	884	100.00%	269	580	32	3	0
Overvotes	0		0	0	0	0	0
Undervotes	46		17	28	1	0	0
Contest Totals	930		286	608	33	3	0

**County Judge CCD**

Vote For 1

	TOTAL	VOTE %	Election Day	Early Voting	Ballot By Mail	Provisional Ballots	Limited Ballots
REP Chris Hill	441	49.72%	140	285	16	0	0
DEM Joshua Murray	446	50.28%	132	295	16	3	0
Total Votes Cast	887	100.00%	272	580	32	3	0
Overvotes	0		0	0	0	0	0
Undervotes	43		14	28	1	0	0
Contest Totals	930		286	608	33	3	0

**District Clerk CCD**

Vote For 1

	TOTAL	VOTE %	Election Day	Early Voting	Ballot By Mail	Provisional Ballots	Limited Ballots
REP Mike Gould	440	50.17%	142	283	15	0	0
DEM David Brignac	437	49.83%	126	291	17	3	0
Total Votes Cast	877	100.00%	268	574	32	3	0
Overvotes	0		0	0	0	0	0
Undervotes	53		18	34	1	0	0
Contest Totals	930		286	608	33	3	0

## PCT 068

### Justice of the Peace, Precinct 3

Vote For 1

	TOTAL	VOTE %		Election Day	Early Voting	Ballot By Mail	Provisional Ballots	Limited Ballots
REP Mike Missildine	443	50.34%	<div style="width: 50.34%;"><div style="width: 50.34%;"></div></div>	138	289	16	0	0
DEM Irvin Lynn Barrett	437	49.66%	<div style="width: 49.66%;"><div style="width: 49.66%;"></div></div>	130	288	16	3	0
Total Votes Cast	880	100.00%	<div style="width: 100.00%;"><div style="width: 100.00%;"></div></div>	268	577	32	3	0
Overvotes	0			0	0	0	0	0
Undervotes	50			18	31	1	0	0
Contest Totals	930			286	608	33	3	0

### Plano ISD - Proposition A

Vote For 1

	TOTAL	VOTE %		Election Day	Early Voting	Ballot By Mail	Provisional Ballots	Limited Ballots
For	435	49.89%	<div style="width: 49.89%;"><div style="width: 49.89%;"></div></div>	121	302	12	0	0
Against	437	50.11%	<div style="width: 50.11%;"><div style="width: 50.11%;"></div></div>	144	275	16	2	0
Total Votes Cast	872	100.00%	<div style="width: 100.00%;"><div style="width: 100.00%;"></div></div>	265	577	28	2	0
Overvotes	0			0	0	0	0	0
Undervotes	58			21	31	5	1	0
Contest Totals	930			286	608	33	3	0

### Plano ISD - Proposition B

Vote For 1

	TOTAL	VOTE %		Election Day	Early Voting	Ballot By Mail	Provisional Ballots	Limited Ballots
For	486	55.42%	<div style="width: 55.42%;"><div style="width: 55.42%;"></div></div>	138	333	15	0	0
Against	391	44.58%	<div style="width: 44.58%;"><div style="width: 44.58%;"></div></div>	131	243	15	2	0
Total Votes Cast	877	100.00%	<div style="width: 100.00%;"><div style="width: 100.00%;"></div></div>	269	576	30	2	0
Overvotes	0			0	0	0	0	0
Undervotes	53			17	32	3	1	0
Contest Totals	930			286	608	33	3	0

### Plano ISD - Proposition C




Vote For 1

	TOTAL	VOTE %		Election Day	Early Voting	Ballot By Mail	Provisional Ballots	Limited Ballots
For	460	52.75%	<div style="width: 52.75%;"><div style="width: 52.75%;"></div></div>	125	319	16	0	0
Against	412	47.25%	<div style="width: 47.25%;"><div style="width: 47.25%;"></div></div>	142	255	13	2	0
Total Votes Cast	872	100.00%	<div style="width: 100.00%;"><div style="width: 100.00%;"></div></div>	267	574	29	2	0
Overvotes	0			0	0	0	0	0
Undervotes	58			19	34	4	1	0
Contest Totals	930			286	608	33	3	0

**PCT 068**




**Plano ISD - Proposition D**

Vote For 1

	TOTAL	VOTE %		Election Day	Early Voting	Ballot By Mail	Provisional Ballots	Limited Ballots
For	398	45.69%		115	270	13	0	0
Against	473	54.31%		152	303	16	2	0
Total Votes Cast	871	100.00%		267	573	29	2	0
Overvotes	0			0	0	0	0	0
Undervotes	59			19	35	4	1	0
Contest Totals	930			286	608	33	3	0

**Plano ISD - Proposition E**

Vote For 1

	TOTAL	VOTE %		Election Day	Early Voting	Ballot By Mail	Provisional Ballots	Limited Ballots
For	361	41.21%		97	254	10	0	0
Against	515	58.79%		171	323	19	2	0
Total Votes Cast	876	100.00%		268	577	29	2	0
Overvotes	0			0	0	0	0	0
Undervotes	54			18	31	4	1	0
Contest Totals	930			286	608	33	3	0

## PCT 069

### U. S. Representative District 3

Vote For 1

	TOTAL	VOTE %	Election Day	Early Voting	Ballot By Mail	Provisional Ballots	Limited Ballots
REP Keith Self	1,202	53.45%	241	909	50	2	0
DEM Sandeep Srivastava	995	44.24%	168	788	37	2	0
LIB Christopher Claytor	52	2.31%	13	38	1	0	0
Total Votes Cast	2,249	100.00%	422	1,735	88	4	0
Overvotes	0		0	0	0	0	0
Undervotes	48		18	30	0	0	0
Contest Totals	2,297		440	1,765	88	4	0

### Governor

Vote For 1

	TOTAL	VOTE %	Election Day	Early Voting	Ballot By Mail	Provisional Ballots	Limited Ballots
REP Greg Abbott	1,167	51.25%	238	879	48	2	0
DEM Beto O'Rourke	1,079	47.39%	193	845	39	2	0
LIB Mark Tippetts	23	1.01%	1	22	0	0	0
GRN Delilah Barrios	4	0.18%	1	3	0	0	0
Write-In Totals	4	0.18%	0	4	0	0	0
Total Votes Cast	2,277	100.00%	433	1,753	87	4	0
Overvotes	0		0	0	0	0	0
Undervotes	20		7	12	1	0	0
Contest Totals	2,297		440	1,765	88	4	0

### Lieutenant Governor

Vote For 1

	TOTAL	VOTE %	Election Day	Early Voting	Ballot By Mail	Provisional Ballots	Limited Ballots
REP Dan Patrick	1,112	48.99%	231	835	44	2	0
DEM Mike Collier	1,104	48.63%	190	869	43	2	0
LIB Shanna Steele	54	2.38%	11	43	0	0	0
Total Votes Cast	2,270	100.00%	432	1,747	87	4	0
Overvotes	0		0	0	0	0	0
Undervotes	27		8	18	1	0	0
Contest Totals	2,297		440	1,765	88	4	0

### Attorney General

Vote For 1

	TOTAL	VOTE %	Election Day	Early Voting	Ballot By Mail	Provisional Ballots	Limited Ballots
REP Ken Paxton	1,087	48.27%	231	813	41	2	0
DEM Rochelle Mercedes Garza	1,076	47.78%	180	854	40	2	0
LIB Mark Ash	89	3.95%	19	66	4	0	0
Total Votes Cast	2,252	100.00%	430	1,733	85	4	0
Overvotes	0		0	0	0	0	0
Undervotes	45		10	32	3	0	0
Contest Totals	2,297		440	1,765	88	4	0

**PCT 069**

**Comptroller of Public Accounts**

Vote For 1

	TOTAL	VOTE %	Election Day	Early Voting	Ballot By Mail	Provisional Ballots	Limited Ballots
REP Glenn Hegar	1,222	54.58%	251	919	50	2	0
DEM Janet T. Dudding	980	43.77%	168	774	36	2	0
LIB V. Alonzo Echevarria-Garza	37	1.65%	8	28	1	0	0
Total Votes Cast	2,239	100.00%	427	1,721	87	4	0
Overvotes	0		0	0	0	0	0
Undervotes	58		13	44	1	0	0
Contest Totals	2,297		440	1,765	88	4	0

**Commissioner of the General Land Office**

Vote For 1

	TOTAL	VOTE %	Election Day	Early Voting	Ballot By Mail	Provisional Ballots	Limited Ballots
REP Dawn Buckingham	1,211	54.06%	250	909	50	2	0
DEM Jay Kleberg	997	44.51%	170	788	37	2	0
GRN Alfred Molison, Jr	31	1.38%	7	24	0	0	0
Write-In Totals	1	0.04%	0	1	0	0	0
Total Votes Cast	2,240	100.00%	427	1,722	87	4	0
Overvotes	0		0	0	0	0	0
Undervotes	57		13	43	1	0	0
Contest Totals	2,297		440	1,765	88	4	0

**Commissioner of Agriculture**

Vote For 1

	TOTAL	VOTE %	Election Day	Early Voting	Ballot By Mail	Provisional Ballots	Limited Ballots
REP Sid Miller	1,199	53.53%	247	902	49	1	0
DEM Susan Hays	1,041	46.47%	178	823	37	3	0
Total Votes Cast	2,240	100.00%	425	1,725	86	4	0
Overvotes	0		0	0	0	0	0
Undervotes	57		15	40	2	0	0
Contest Totals	2,297		440	1,765	88	4	0

**Railroad Commissioner**

Vote For 1

	TOTAL	VOTE %	Election Day	Early Voting	Ballot By Mail	Provisional Ballots	Limited Ballots
REP Wayne Christian	1,180	52.82%	244	885	49	2	0
DEM Luke Warford	982	43.96%	166	778	36	2	0
LIB Jaime Andres Diez	53	2.37%	11	42	0	0	0
GRN Hunter Wayne Crow	19	0.85%	3	15	1	0	0
Total Votes Cast	2,234	100.00%	424	1,720	86	4	0
Overvotes	0		0	0	0	0	0
Undervotes	63		16	45	2	0	0
Contest Totals	2,297		440	1,765	88	4	0

**PCT 069**

**Justice, Supreme Court, Place 3**

Vote For 1

	TOTAL	VOTE %		Election Day	Early Voting	Ballot By Mail	Provisional Ballots	Limited Ballots
REP Debra Lehrmann	1,215	54.39%		245	919	49	2	0
DEM Erin A. Nowell	973	43.55%		165	769	37	2	0
LIB Thomas Edward Oxford	46	2.06%		13	33	0	0	0
Total Votes Cast	2,234	100.00%		423	1,721	86	4	0
Overvotes	0			0	0	0	0	0
Undervotes	63			17	44	2	0	0
Contest Totals	2,297			440	1,765	88	4	0

**Justice, Supreme Court, Place 5**

Vote For 1

	TOTAL	VOTE %		Election Day	Early Voting	Ballot By Mail	Provisional Ballots	Limited Ballots
REP Rebeca Huddle	1,217	54.77%		247	918	50	2	0
DEM Amanda Reichel	1,005	45.23%		176	791	36	2	0
Total Votes Cast	2,222	100.00%		423	1,709	86	4	0
Overvotes	0			0	0	0	0	0
Undervotes	75			17	56	2	0	0
Contest Totals	2,297			440	1,765	88	4	0

**Justice, Supreme Court, Place 9**

Vote For 1

	TOTAL	VOTE %		Election Day	Early Voting	Ballot By Mail	Provisional Ballots	Limited Ballots
REP Evan Young	1,193	53.86%		244	901	47	1	0
DEM Julia Maldonado	1,022	46.14%		179	802	38	3	0
Total Votes Cast	2,215	100.00%		423	1,703	85	4	0
Overvotes	0			0	0	0	0	0
Undervotes	82			17	62	3	0	0
Contest Totals	2,297			440	1,765	88	4	0

**Judge, Court of Criminal Appeals, Place 5**

Vote For 1

	TOTAL	VOTE %		Election Day	Early Voting	Ballot By Mail	Provisional Ballots	Limited Ballots
REP Scott Walker	1,193	53.88%		240	902	50	1	0
DEM Dana Huffman	1,021	46.12%		179	803	36	3	0
Total Votes Cast	2,214	100.00%		419	1,705	86	4	0
Overvotes	0			0	0	0	0	0
Undervotes	83			21	60	2	0	0
Contest Totals	2,297			440	1,765	88	4	0



**PCT 069**

**Judge, Court of Criminal Appeals, Place 6**

Vote For 1

	TOTAL	VOTE %		Election Day	Early Voting	Ballot By Mail	Provisional Ballots	Limited Ballots
REP Jesse F. McClure, III	1,199	54.43%		241	907	49	2	0
DEM Robert Johnson	1,004	45.57%		175	791	36	2	0
Total Votes Cast	2,203	100.00%		416	1,698	85	4	0
Overvotes	0			0	0	0	0	0
Undervotes	94			24	67	3	0	0
Contest Totals	2,297			440	1,765	88	4	0

**Member, State Board of Education, District 12 CCD**

Vote For 1

	TOTAL	VOTE %		Election Day	Early Voting	Ballot By Mail	Provisional Ballots	Limited Ballots
REP Pam Little	1,184	53.60%		237	896	49	2	0
DEM Alex Cornwallis	969	43.87%		168	763	36	2	0
LIB Christy Mowrey	55	2.49%		16	38	1	0	0
Write-In Totals	1	0.05%		0	1	0	0	0
Total Votes Cast	2,209	100.00%		421	1,698	86	4	0
Overvotes	0			0	0	0	0	0
Undervotes	88			19	67	2	0	0
Contest Totals	2,297			440	1,765	88	4	0

**State Senator, District 8**

Vote For 1

	TOTAL	VOTE %		Election Day	Early Voting	Ballot By Mail	Provisional Ballots	Limited Ballots
REP Angela Paxton	1,105	49.80%		229	832	42	2	0
DEM Jonathan Cocks	1,040	46.87%		180	818	40	2	0
LIB Edward Kless	74	3.33%		14	59	1	0	0
Total Votes Cast	2,219	100.00%		423	1,709	83	4	0
Overvotes	0			0	0	0	0	0
Undervotes	78			17	56	5	0	0
Contest Totals	2,297			440	1,765	88	4	0

**State Representative, District 70**

Vote For 1

	TOTAL	VOTE %		Election Day	Early Voting	Ballot By Mail	Provisional Ballots	Limited Ballots
REP Jamee Jolly	1,228	54.99%		253	925	48	2	0
DEM Mihaela Elizabeth Plesa	1,005	45.01%		171	794	38	2	0
Total Votes Cast	2,233	100.00%		424	1,719	86	4	0
Overvotes	0			0	0	0	0	0
Undervotes	64			16	46	2	0	0
Contest Totals	2,297			440	1,765	88	4	0

**PCT 069**

**Justice, 5th Court of Appeals District, Place 4**

Vote For 1

	TOTAL	VOTE %	Election Day	Early Voting	Ballot By Mail	Provisional Ballots	Limited Ballots
REP Emily A. Miskel	1,183	53.97%	244	890	47	2	0
DEM Maricela Moore	1,009	46.03%	175	796	36	2	0
Total Votes Cast	2,192	100.00%	419	1,686	83	4	0
Overvotes	0		0	0	0	0	0
Undervotes	105		21	79	5	0	0
Contest Totals	2,297		440	1,765	88	4	0

**Justice, 5th Court of Appeals District, Place 7**

Vote For 1

	TOTAL	VOTE %	Election Day	Early Voting	Ballot By Mail	Provisional Ballots	Limited Ballots
REP Kristina Williams	1,175	53.60%	236	890	47	2	0
DEM Nancy Kennedy	1,017	46.40%	182	797	36	2	0
Total Votes Cast	2,192	100.00%	418	1,687	83	4	0
Overvotes	0		0	0	0	0	0
Undervotes	105		22	78	5	0	0
Contest Totals	2,297		440	1,765	88	4	0

**County Judge CCD**

Vote For 1

	TOTAL	VOTE %	Election Day	Early Voting	Ballot By Mail	Provisional Ballots	Limited Ballots
REP Chris Hill	1,205	54.33%	254	902	47	2	0
DEM Joshua Murray	1,013	45.67%	170	804	37	2	0
Total Votes Cast	2,218	100.00%	424	1,706	84	4	0
Overvotes	0		0	0	0	0	0
Undervotes	79		16	59	4	0	0
Contest Totals	2,297		440	1,765	88	4	0

**District Clerk CCD**

Vote For 1

	TOTAL	VOTE %	Election Day	Early Voting	Ballot By Mail	Provisional Ballots	Limited Ballots
REP Mike Gould	1,210	55.02%	248	914	46	2	0
DEM David Brignac	989	44.98%	171	780	36	2	0
Total Votes Cast	2,199	100.00%	419	1,694	82	4	0
Overvotes	0		0	0	0	0	0
Undervotes	98		21	71	6	0	0
Contest Totals	2,297		440	1,765	88	4	0

**PCT 069**

**County Commissioner, Precinct 4**

Vote For 1

	TOTAL	VOTE %		Election Day	Early Voting	Ballot By Mail	Provisional Ballots	Limited Ballots
REP Duncan Webb	1,238	56.20%		254	934	48	2	0
DEM Jeffrey Williams	965	43.80%		164	763	36	2	0
Total Votes Cast	2,203	100.00%		418	1,697	84	4	0
Overvotes	0			0	0	0	0	0
Undervotes	94			22	68	4	0	0
Contest Totals	2,297			440	1,765	88	4	0

**Justice of the Peace, Precinct 3**

Vote For 1

	TOTAL	VOTE %		Election Day	Early Voting	Ballot By Mail	Provisional Ballots	Limited Ballots
REP Mike Missildine	1,198	54.75%		241	909	46	2	0
DEM Irvin Lynn Barrett	990	45.25%		175	777	36	2	0
Total Votes Cast	2,188	100.00%		416	1,686	82	4	0
Overvotes	0			0	0	0	0	0
Undervotes	109			24	79	6	0	0
Contest Totals	2,297			440	1,765	88	4	0

**Plano ISD - Proposition A**

Vote For 1

	TOTAL	VOTE %		Election Day	Early Voting	Ballot By Mail	Provisional Ballots	Limited Ballots
For	1,149	53.22%		188	912	46	3	0
Against	1,010	46.78%		218	757	34	1	0
Total Votes Cast	2,159	100.00%		406	1,669	80	4	0
Overvotes	0			0	0	0	0	0
Undervotes	138			34	96	8	0	0
Contest Totals	2,297			440	1,765	88	4	0

**Plano ISD - Proposition B**

Vote For 1

	TOTAL	VOTE %		Election Day	Early Voting	Ballot By Mail	Provisional Ballots	Limited Ballots
For	1,209	55.74%		208	954	44	3	0
Against	960	44.26%		200	722	37	1	0
Total Votes Cast	2,169	100.00%		408	1,676	81	4	0
Overvotes	0			0	0	0	0	0
Undervotes	128			32	89	7	0	0
Contest Totals	2,297			440	1,765	88	4	0

## PCT 069

### Plano ISD - Proposition C

Vote For 1

	TOTAL	VOTE %		Election Day	Early Voting	Ballot By Mail	Provisional Ballots	Limited Ballots
For	1,230	56.71%	<div style="width: 56.71%;"><div style="width: 56.71%;"></div></div>	201	982	44	3	0
Against	939	43.29%	<div style="width: 43.29%;"><div style="width: 43.29%;"></div></div>	204	697	37	1	0
Total Votes Cast	2,169	100.00%	<div style="width: 100.00%;"><div style="width: 100.00%;"></div></div>	405	1,679	81	4	0
Overvotes	0			0	0	0	0	0
Undervotes	128			35	86	7	0	0
Contest Totals	2,297			440	1,765	88	4	0

### Plano ISD - Proposition D

Vote For 1

	TOTAL	VOTE %		Election Day	Early Voting	Ballot By Mail	Provisional Ballots	Limited Ballots
For	1,056	48.93%	<div style="width: 48.93%;"><div style="width: 48.93%;"></div></div>	187	829	39	1	0
Against	1,102	51.07%	<div style="width: 51.07%;"><div style="width: 51.07%;"></div></div>	220	837	42	3	0
Total Votes Cast	2,158	100.00%	<div style="width: 100.00%;"><div style="width: 100.00%;"></div></div>	407	1,666	81	4	0
Overvotes	0			0	0	0	0	0
Undervotes	139			33	99	7	0	0
Contest Totals	2,297			440	1,765	88	4	0

### Plano ISD - Proposition E

Vote For 1

	TOTAL	VOTE %		Election Day	Early Voting	Ballot By Mail	Provisional Ballots	Limited Ballots
For	992	45.90%	<div style="width: 45.90%;"><div style="width: 45.90%;"></div></div>	172	790	28	2	0
Against	1,169	54.10%	<div style="width: 54.10%;"><div style="width: 54.10%;"></div></div>	236	878	53	2	0
Total Votes Cast	2,161	100.00%	<div style="width: 100.00%;"><div style="width: 100.00%;"></div></div>	408	1,668	81	4	0
Overvotes	0			0	0	0	0	0
Undervotes	136			32	97	7	0	0
Contest Totals	2,297			440	1,765	88	4	0

## PCT 070

### U. S. Representative, District 4

Vote For 1

	TOTAL	VOTE %	Election Day	Early Voting	Ballot By Mail	Provisional Ballots	Limited Ballots
REP Pat Fallon	629	55.81%	137	473	19	0	0
DEM Iro Omere	467	41.44%	92	359	15	1	0
LIB John Simmons	31	2.75%	11	18	2	0	0
Total Votes Cast	1,127	100.00%	240	850	36	1	0
Overvotes	0		0	0	0	0	0
Undervotes	29		6	23	0	0	0
Contest Totals	1,156		246	873	36	1	0

### Governor

Vote For 1

	TOTAL	VOTE %	Election Day	Early Voting	Ballot By Mail	Provisional Ballots	Limited Ballots
REP Greg Abbott	618	53.69%	133	467	18	0	0
DEM Beto O'Rourke	516	44.83%	108	392	15	1	0
LIB Mark Tippetts	13	1.13%	2	8	3	0	0
GRN Delilah Barrios	3	0.26%	1	2	0	0	0
Write-In Totals	1	0.09%	0	1	0	0	0
Total Votes Cast	1,151	100.00%	244	870	36	1	0
Overvotes	0		0	0	0	0	0
Undervotes	5		2	3	0	0	0
Contest Totals	1,156		246	873	36	1	0

### Lieutenant Governor

Vote For 1

	TOTAL	VOTE %	Election Day	Early Voting	Ballot By Mail	Provisional Ballots	Limited Ballots
REP Dan Patrick	589	51.67%	128	446	15	0	0
DEM Mike Collier	517	45.35%	102	397	17	1	0
LIB Shanna Steele	34	2.98%	10	20	4	0	0
Total Votes Cast	1,140	100.00%	240	863	36	1	0
Overvotes	0		0	0	0	0	0
Undervotes	16		6	10	0	0	0
Contest Totals	1,156		246	873	36	1	0

### Attorney General

Vote For 1

	TOTAL	VOTE %	Election Day	Early Voting	Ballot By Mail	Provisional Ballots	Limited Ballots
REP Ken Paxton	579	51.24%	133	431	15	0	0
DEM Rochelle Mercedes Garza	506	44.78%	96	391	18	1	0
LIB Mark Ash	45	3.98%	10	33	2	0	0
Total Votes Cast	1,130	100.00%	239	855	35	1	0
Overvotes	0		0	0	0	0	0
Undervotes	26		7	18	1	0	0
Contest Totals	1,156		246	873	36	1	0

**PCT 070**

**Comptroller of Public Accounts**

Vote For 1

	TOTAL	VOTE %	Election Day	Early Voting	Ballot By Mail	Provisional Ballots	Limited Ballots
REP Glenn Hegar	641	56.93%	135	487	19	0	0
DEM Janet T. Dudding	464	41.21%	97	351	15	1	0
LIB V. Alonzo Echevarria-Garza	21	1.86%	6	14	1	0	0
Total Votes Cast	1,126	100.00%	238	852	35	1	0
Overvotes	0		0	0	0	0	0
Undervotes	30		8	21	1	0	0
Contest Totals	1,156		246	873	36	1	0

**Commissioner of the General Land Office**

Vote For 1

	TOTAL	VOTE %	Election Day	Early Voting	Ballot By Mail	Provisional Ballots	Limited Ballots
REP Dawn Buckingham	631	56.19%	140	473	18	0	0
DEM Jay Kleberg	475	42.30%	97	360	17	1	0
GRN Alfred Molison, Jr	17	1.51%	1	15	1	0	0
Write-In Totals	0	0.00%	0	0	0	0	0
Total Votes Cast	1,123	100.00%	238	848	36	1	0
Overvotes	0		0	0	0	0	0
Undervotes	33		8	25	0	0	0
Contest Totals	1,156		246	873	36	1	0

**Commissioner of Agriculture**

Vote For 1

	TOTAL	VOTE %	Election Day	Early Voting	Ballot By Mail	Provisional Ballots	Limited Ballots
REP Sid Miller	620	55.31%	135	468	17	0	0
DEM Susan Hays	501	44.69%	102	380	18	1	0
Total Votes Cast	1,121	100.00%	237	848	35	1	0
Overvotes	0		0	0	0	0	0
Undervotes	35		9	25	1	0	0
Contest Totals	1,156		246	873	36	1	0

**Railroad Commissioner**

Vote For 1

	TOTAL	VOTE %	Election Day	Early Voting	Ballot By Mail	Provisional Ballots	Limited Ballots
REP Wayne Christian	614	54.63%	136	461	17	0	0
DEM Luke Warford	473	42.08%	91	366	15	1	0
LIB Jaime Andres Diez	25	2.22%	5	18	2	0	0
GRN Hunter Wayne Crow	12	1.07%	4	7	1	0	0
Total Votes Cast	1,124	100.00%	236	852	35	1	0
Overvotes	0		0	0	0	0	0
Undervotes	32		10	21	1	0	0
Contest Totals	1,156		246	873	36	1	0

**PCT 070**

**Justice, Supreme Court, Place 3**

Vote For 1

	TOTAL	VOTE %	Election Day	Early Voting	Ballot By Mail	Provisional Ballots	Limited Ballots
REP Debra Lehrmann	629	55.96%	136	475	18	0	0
DEM Erin A. Nowell	470	41.81%	96	358	15	1	0
LIB Thomas Edward Oxford	25	2.22%	5	19	1	0	0
Total Votes Cast	1,124	100.00%	237	852	34	1	0
Overvotes	0		0	0	0	0	0
Undervotes	32		9	21	2	0	0
Contest Totals	1,156		246	873	36	1	0

**Justice, Supreme Court, Place 5**

Vote For 1

	TOTAL	VOTE %	Election Day	Early Voting	Ballot By Mail	Provisional Ballots	Limited Ballots
REP Rebeca Huddle	642	57.02%	141	481	20	0	0
DEM Amanda Reichel	484	42.98%	97	372	14	1	0
Total Votes Cast	1,126	100.00%	238	853	34	1	0
Overvotes	0		0	0	0	0	0
Undervotes	30		8	20	2	0	0
Contest Totals	1,156		246	873	36	1	0

**Justice, Supreme Court, Place 9**

Vote For 1

	TOTAL	VOTE %	Election Day	Early Voting	Ballot By Mail	Provisional Ballots	Limited Ballots
REP Evan Young	633	56.47%	141	475	17	0	0
DEM Julia Maldonado	488	43.53%	97	374	16	1	0
Total Votes Cast	1,121	100.00%	238	849	33	1	0
Overvotes	0		0	0	0	0	0
Undervotes	35		8	24	3	0	0
Contest Totals	1,156		246	873	36	1	0

**Judge, Court of Criminal Appeals, Place 5**

Vote For 1

	TOTAL	VOTE %	Election Day	Early Voting	Ballot By Mail	Provisional Ballots	Limited Ballots
REP Scott Walker	638	56.81%	141	480	17	0	0
DEM Dana Huffman	485	43.19%	96	371	17	1	0
Total Votes Cast	1,123	100.00%	237	851	34	1	0
Overvotes	0		0	0	0	0	0
Undervotes	33		9	22	2	0	0
Contest Totals	1,156		246	873	36	1	0

**PCT 070**

**Judge, Court of Criminal Appeals, Place 6**

Vote For 1

	TOTAL	VOTE %		Election Day	Early Voting	Ballot By Mail	Provisional Ballots	Limited Ballots
REP Jesse F. McClure, III	635	57.00%		140	480	15	0	0
DEM Robert Johnson	479	43.00%		97	365	16	1	0
Total Votes Cast	1,114	100.00%		237	845	31	1	0
Overvotes	0			0	0	0	0	0
Undervotes	42			9	28	5	0	0
Contest Totals	1,156			246	873	36	1	0

**Member, State Board of Education, District 12 CCD**

Vote For 1

	TOTAL	VOTE %		Election Day	Early Voting	Ballot By Mail	Provisional Ballots	Limited Ballots
REP Pam Little	617	55.09%		136	463	18	0	0
DEM Alex Cornwallis	465	41.52%		95	355	14	1	0
LIB Christy Mowrey	38	3.39%		6	30	2	0	0
Write-In Totals	0	0.00%		0	0	0	0	0
Total Votes Cast	1,120	100.00%		237	848	34	1	0
Overvotes	0			0	0	0	0	0
Undervotes	36			9	25	2	0	0
Contest Totals	1,156			246	873	36	1	0

**State Senator, District 8**

Vote For 1

	TOTAL	VOTE %		Election Day	Early Voting	Ballot By Mail	Provisional Ballots	Limited Ballots
REP Angela Paxton	595	52.94%		132	448	15	0	0
DEM Jonathan Cocks	496	44.13%		97	381	17	1	0
LIB Edward Kless	33	2.94%		8	23	2	0	0
Total Votes Cast	1,124	100.00%		237	852	34	1	0
Overvotes	0			0	0	0	0	0
Undervotes	32			9	21	2	0	0
Contest Totals	1,156			246	873	36	1	0

**State Representative, District 70**

Vote For 1

	TOTAL	VOTE %		Election Day	Early Voting	Ballot By Mail	Provisional Ballots	Limited Ballots
REP Jamee Jolly	646	57.52%		139	489	18	0	0
DEM Mihaela Elizabeth Plesa	477	42.48%		99	360	17	1	0
Total Votes Cast	1,123	100.00%		238	849	35	1	0
Overvotes	0			0	0	0	0	0
Undervotes	33			8	24	1	0	0
Contest Totals	1,156			246	873	36	1	0



## PCT 070

### Justice, 5th Court of Appeals District, Place 4

Vote For 1

	TOTAL	VOTE %	Election Day	Early Voting	Ballot By Mail	Provisional Ballots	Limited Ballots
REP Emily A. Miskel	643	57.56%	142	484	17	0	0
DEM Maricela Moore	474	42.44%	96	361	16	1	0
Total Votes Cast	1,117	100.00%	238	845	33	1	0
Overvotes	0		0	0	0	0	0
Undervotes	39		8	28	3	0	0
Contest Totals	1,156		246	873	36	1	0

### Justice, 5th Court of Appeals District, Place 7

Vote For 1

	TOTAL	VOTE %	Election Day	Early Voting	Ballot By Mail	Provisional Ballots	Limited Ballots
REP Kristina Williams	634	56.91%	140	479	15	0	0
DEM Nancy Kennedy	480	43.09%	97	364	18	1	0
Total Votes Cast	1,114	100.00%	237	843	33	1	0
Overvotes	0		0	0	0	0	0
Undervotes	42		9	30	3	0	0
Contest Totals	1,156		246	873	36	1	0

### County Judge CCD

Vote For 1

	TOTAL	VOTE %	Election Day	Early Voting	Ballot By Mail	Provisional Ballots	Limited Ballots
REP Chris Hill	637	56.77%	142	477	18	0	0
DEM Joshua Murray	485	43.23%	97	371	16	1	0
Total Votes Cast	1,122	100.00%	239	848	34	1	0
Overvotes	0		0	0	0	0	0
Undervotes	34		7	25	2	0	0
Contest Totals	1,156		246	873	36	1	0

### District Clerk CCD

Vote For 1

	TOTAL	VOTE %	Election Day	Early Voting	Ballot By Mail	Provisional Ballots	Limited Ballots
REP Mike Gould	642	57.53%	141	485	16	0	0
DEM David Brignac	474	42.47%	96	360	17	1	0
Total Votes Cast	1,116	100.00%	237	845	33	1	0
Overvotes	0		0	0	0	0	0
Undervotes	40		9	28	3	0	0
Contest Totals	1,156		246	873	36	1	0

## PCT 070

### County Commissioner, Precinct 4

Vote For 1

	TOTAL	VOTE %		Election Day	Early Voting	Ballot By Mail	Provisional Ballots	Limited Ballots
REP Duncan Webb	652	58.32%	<div style="width: 58.32%;"><div style="width: 58.32%;"></div></div>	139	497	16	0	0
DEM Jeffrey Williams	466	41.68%	<div style="width: 41.68%;"><div style="width: 41.68%;"></div></div>	96	353	16	1	0
Total Votes Cast	1,118	100.00%	<div style="width: 100.00%;"><div style="width: 100.00%;"></div></div>	235	850	32	1	0
Overvotes	0			0	0	0	0	0
Undervotes	38			11	23	4	0	0
Contest Totals	1,156			246	873	36	1	0

### Justice of the Peace, Precinct 3

Vote For 1

	TOTAL	VOTE %		Election Day	Early Voting	Ballot By Mail	Provisional Ballots	Limited Ballots
REP Mike Missildine	634	57.01%	<div style="width: 57.01%;"><div style="width: 57.01%;"></div></div>	138	480	16	0	0
DEM Irvin Lynn Barrett	478	42.99%	<div style="width: 42.99%;"><div style="width: 42.99%;"></div></div>	95	365	17	1	0
Total Votes Cast	1,112	100.00%	<div style="width: 100.00%;"><div style="width: 100.00%;"></div></div>	233	845	33	1	0
Overvotes	0			0	0	0	0	0
Undervotes	44			13	28	3	0	0
Contest Totals	1,156			246	873	36	1	0

### Plano ISD - Proposition A

Vote For 1

	TOTAL	VOTE %		Election Day	Early Voting	Ballot By Mail	Provisional Ballots	Limited Ballots
For	576	52.84%	<div style="width: 52.84%;"><div style="width: 52.84%;"></div></div>	105	454	17	0	0
Against	514	47.16%	<div style="width: 47.16%;"><div style="width: 47.16%;"></div></div>	119	377	18	0	0
Total Votes Cast	1,090	100.00%	<div style="width: 100.00%;"><div style="width: 100.00%;"></div></div>	224	831	35	0	0
Overvotes	0			0	0	0	0	0
Undervotes	66			22	42	1	1	0
Contest Totals	1,156			246	873	36	1	0

### Plano ISD - Proposition B

Vote For 1

	TOTAL	VOTE %		Election Day	Early Voting	Ballot By Mail	Provisional Ballots	Limited Ballots
For	621	56.66%	<div style="width: 56.66%;"><div style="width: 56.66%;"></div></div>	115	487	19	0	0
Against	475	43.34%	<div style="width: 43.34%;"><div style="width: 43.34%;"></div></div>	112	348	15	0	0
Total Votes Cast	1,096	100.00%	<div style="width: 100.00%;"><div style="width: 100.00%;"></div></div>	227	835	34	0	0
Overvotes	0			0	0	0	0	0
Undervotes	60			19	38	2	1	0
Contest Totals	1,156			246	873	36	1	0

**PCT 070**

**Plano ISD - Proposition C**

Vote For 1

	TOTAL	VOTE %		Election Day	Early Voting	Ballot By Mail	Provisional Ballots	Limited Ballots
For	602	55.33%		113	472	17	0	0
Against	486	44.67%		113	357	16	0	0
Total Votes Cast	1,088	100.00%		226	829	33	0	0
Overvotes	0			0	0	0	0	0
Undervotes	68			20	44	3	1	0
Contest Totals	1,156			246	873	36	1	0

**Plano ISD - Proposition D**

Vote For 1

	TOTAL	VOTE %		Election Day	Early Voting	Ballot By Mail	Provisional Ballots	Limited Ballots
For	525	48.25%		109	401	15	0	0
Against	563	51.75%		117	426	20	0	0
Total Votes Cast	1,088	100.00%		226	827	35	0	0
Overvotes	0			0	0	0	0	0
Undervotes	68			20	46	1	1	0
Contest Totals	1,156			246	873	36	1	0

**Plano ISD - Proposition E**

Vote For 1

	TOTAL	VOTE %		Election Day	Early Voting	Ballot By Mail	Provisional Ballots	Limited Ballots
For	512	47.23%		105	394	13	0	0
Against	572	52.77%		119	431	22	0	0
Total Votes Cast	1,084	100.00%		224	825	35	0	0
Overvotes	0			0	0	0	0	0
Undervotes	72			22	48	1	1	0
Contest Totals	1,156			246	873	36	1	0

## PCT 071

### U. S. Representative District 3

Vote For 1

	TOTAL	VOTE %	Election Day	Early Voting	Ballot By Mail	Provisional Ballots	Limited Ballots
REP Keith Self	546	50.18%	112	408	25	1	0
DEM Sandeep Srivastava	517	47.52%	91	407	18	1	0
LIB Christopher Claytor	25	2.30%	8	17	0	0	0
Total Votes Cast	1,088	100.00%	211	832	43	2	0
Overvotes	0		0	0	0	0	0
Undervotes	23		5	13	5	0	0
Contest Totals	1,111		216	845	48	2	0

### Governor

Vote For 1

	TOTAL	VOTE %	Election Day	Early Voting	Ballot By Mail	Provisional Ballots	Limited Ballots
REP Greg Abbott	523	47.59%	104	393	25	1	0
DEM Beto O'Rourke	559	50.86%	100	435	23	1	0
LIB Mark Tippetts	12	1.09%	7	5	0	0	0
GRN Delilah Barrios	4	0.36%	1	3	0	0	0
Write-In Totals	1	0.09%	0	1	0	0	0
Total Votes Cast	1,099	100.00%	212	837	48	2	0
Overvotes	0		0	0	0	0	0
Undervotes	12		4	8	0	0	0
Contest Totals	1,111		216	845	48	2	0

### Lieutenant Governor

Vote For 1

	TOTAL	VOTE %	Election Day	Early Voting	Ballot By Mail	Provisional Ballots	Limited Ballots
REP Dan Patrick	517	47.39%	101	390	25	1	0
DEM Mike Collier	551	50.50%	97	430	23	1	0
LIB Shanna Steele	23	2.11%	12	11	0	0	0
Total Votes Cast	1,091	100.00%	210	831	48	2	0
Overvotes	0		0	0	0	0	0
Undervotes	20		6	14	0	0	0
Contest Totals	1,111		216	845	48	2	0

### Attorney General

Vote For 1

	TOTAL	VOTE %	Election Day	Early Voting	Ballot By Mail	Provisional Ballots	Limited Ballots
REP Ken Paxton	505	46.72%	99	382	23	1	0
DEM Rochelle Mercedes Garza	545	50.42%	100	421	23	1	0
LIB Mark Ash	31	2.87%	10	21	0	0	0
Total Votes Cast	1,081	100.00%	209	824	46	2	0
Overvotes	0		0	0	0	0	0
Undervotes	30		7	21	2	0	0
Contest Totals	1,111		216	845	48	2	0

**PCT 071**

**Comptroller of Public Accounts**

Vote For 1

	TOTAL	VOTE %	Election Day	Early Voting	Ballot By Mail	Provisional Ballots	Limited Ballots
REP Glenn Hegar	567	52.26%	112	428	26	1	0
DEM Janet T. Dudding	495	45.62%	87	388	19	1	0
LIB V. Alonzo Echevarria-Garza	23	2.12%	8	15	0	0	0
Total Votes Cast	1,085	100.00%	207	831	45	2	0
Overvotes	0		0	0	0	0	0
Undervotes	26		9	14	3	0	0
Contest Totals	1,111		216	845	48	2	0

**Commissioner of the General Land Office**

Vote For 1

	TOTAL	VOTE %	Election Day	Early Voting	Ballot By Mail	Provisional Ballots	Limited Ballots
REP Dawn Buckingham	549	50.88%	108	416	24	1	0
DEM Jay Kleberg	512	47.45%	89	401	21	1	0
GRN Alfred Molison, Jr	18	1.67%	9	9	0	0	0
Write-In Totals	0	0.00%	0	0	0	0	0
Total Votes Cast	1,079	100.00%	206	826	45	2	0
Overvotes	0		0	0	0	0	0
Undervotes	32		10	19	3	0	0
Contest Totals	1,111		216	845	48	2	0

**Commissioner of Agriculture**

Vote For 1

	TOTAL	VOTE %	Election Day	Early Voting	Ballot By Mail	Provisional Ballots	Limited Ballots
REP Sid Miller	561	51.94%	113	424	23	1	0
DEM Susan Hays	519	48.06%	91	406	21	1	0
Total Votes Cast	1,080	100.00%	204	830	44	2	0
Overvotes	0		0	0	0	0	0
Undervotes	31		12	15	4	0	0
Contest Totals	1,111		216	845	48	2	0

**Railroad Commissioner**

Vote For 1

	TOTAL	VOTE %	Election Day	Early Voting	Ballot By Mail	Provisional Ballots	Limited Ballots
REP Wayne Christian	540	50.23%	104	411	24	1	0
DEM Luke Warford	496	46.14%	83	391	21	1	0
LIB Jaime Andres Diez	26	2.42%	11	15	0	0	0
GRN Hunter Wayne Crow	13	1.21%	4	9	0	0	0
Total Votes Cast	1,075	100.00%	202	826	45	2	0
Overvotes	0		0	0	0	0	0
Undervotes	36		14	19	3	0	0
Contest Totals	1,111		216	845	48	2	0

**PCT 071**

**Justice, Supreme Court, Place 3**

Vote For 1

	TOTAL	VOTE %	Election Day	Early Voting	Ballot By Mail	Provisional Ballots	Limited Ballots
REP Debra Lehrmann	541	50.66%	108	405	27	1	0
DEM Erin A. Nowell	505	47.28%	88	398	18	1	0
LIB Thomas Edward Oxford	22	2.06%	10	12	0	0	0
Total Votes Cast	1,068	100.00%	206	815	45	2	0
Overvotes	0		0	0	0	0	0
Undervotes	43		10	30	3	0	0
Contest Totals	1,111		216	845	48	2	0

**Justice, Supreme Court, Place 5**

Vote For 1

	TOTAL	VOTE %	Election Day	Early Voting	Ballot By Mail	Provisional Ballots	Limited Ballots
REP Rebeca Huddle	543	51.03%	112	405	25	1	0
DEM Amanda Reichel	521	48.97%	93	406	21	1	0
Total Votes Cast	1,064	100.00%	205	811	46	2	0
Overvotes	0		0	0	0	0	0
Undervotes	47		11	34	2	0	0
Contest Totals	1,111		216	845	48	2	0

**Justice, Supreme Court, Place 9**

Vote For 1

	TOTAL	VOTE %	Election Day	Early Voting	Ballot By Mail	Provisional Ballots	Limited Ballots
REP Evan Young	543	51.08%	111	405	26	1	0
DEM Julia Maldonado	520	48.92%	92	407	20	1	0
Total Votes Cast	1,063	100.00%	203	812	46	2	0
Overvotes	0		0	0	0	0	0
Undervotes	48		13	33	2	0	0
Contest Totals	1,111		216	845	48	2	0

**Judge, Court of Criminal Appeals, Place 5**




Vote For 1

	TOTAL	VOTE %	Election Day	Early Voting	Ballot By Mail	Provisional Ballots	Limited Ballots
REP Scott Walker	533	50.24%	110	397	25	1	0
DEM Dana Huffman	528	49.76%	94	412	21	1	0
Total Votes Cast	1,061	100.00%	204	809	46	2	0
Overvotes	0		0	0	0	0	0
Undervotes	50		12	36	2	0	0
Contest Totals	1,111		216	845	48	2	0

**PCT 071**






**Judge, Court of Criminal Appeals, Place 6**

Vote For 1

	TOTAL	VOTE %		Election Day	Early Voting	Ballot By Mail	Provisional Ballots	Limited Ballots
REP Jesse F. McClure, III	545	51.46%		114	405	25	1	0
DEM Robert Johnson	514	48.54%		91	403	19	1	0
Total Votes Cast	1,059	100.00%		205	808	44	2	0
Overvotes	0			0	0	0	0	0
Undervotes	52			11	37	4	0	0
Contest Totals	1,111			216	845	48	2	0





**Member, State Board of Education, District 12 CCD**

Vote For 1

	TOTAL	VOTE %		Election Day	Early Voting	Ballot By Mail	Provisional Ballots	Limited Ballots
REP Pam Little	523	49.29%		108	388	26	1	0
DEM Alex Cornwallis	516	48.63%		89	407	19	1	0
LIB Christy Mowrey	21	1.98%		8	13	0	0	0
Write-In Totals	2	0.19%		0	2	0	0	0
Total Votes Cast	1,061	100.00%		205	809	45	2	0
Overvotes	0			0	0	0	0	0
Undervotes	50			11	36	3	0	0
Contest Totals	1,111			216	845	48	2	0




**State Senator, District 8**

Vote For 1

	TOTAL	VOTE %		Election Day	Early Voting	Ballot By Mail	Provisional Ballots	Limited Ballots
REP Angela Paxton	510	47.75%		103	384	22	1	0
DEM Jonathan Cocks	533	49.91%		93	415	24	1	0
LIB Edward Kless	25	2.34%		9	15	1	0	0
Total Votes Cast	1,068	100.00%		205	814	47	2	0
Overvotes	0			0	0	0	0	0
Undervotes	43			11	31	1	0	0
Contest Totals	1,111			216	845	48	2	0

**State Representative, District 70**

Vote For 1

	TOTAL	VOTE %		Election Day	Early Voting	Ballot By Mail	Provisional Ballots	Limited Ballots
REP Jamee Jolly	554	51.87%		108	420	25	1	0
DEM Mihaela Elizabeth Plesa	514	48.13%		96	395	22	1	0
Total Votes Cast	1,068	100.00%		204	815	47	2	0
Overvotes	0			0	0	0	0	0
Undervotes	43			12	30	1	0	0
Contest Totals	1,111			216	845	48	2	0

**PCT 071**

**Justice, 5th Court of Appeals District, Place 4**

Vote For 1

	TOTAL	VOTE %		Election Day	Early Voting	Ballot By Mail	Provisional Ballots	Limited Ballots
REP Emily A. Miskel	547	51.90%		111	411	24	1	0
DEM Maricela Moore	507	48.10%		91	395	20	1	0
Total Votes Cast	1,054	100.00%		202	806	44	2	0
Overvotes	0			0	0	0	0	0
Undervotes	57			14	39	4	0	0
Contest Totals	1,111			216	845	48	2	0

**Justice, 5th Court of Appeals District, Place 7**

Vote For 1

	TOTAL	VOTE %		Election Day	Early Voting	Ballot By Mail	Provisional Ballots	Limited Ballots
REP Kristina Williams	533	50.57%		109	399	24	1	0
DEM Nancy Kennedy	521	49.43%		92	407	21	1	0
Total Votes Cast	1,054	100.00%		201	806	45	2	0
Overvotes	0			0	0	0	0	0
Undervotes	57			15	39	3	0	0
Contest Totals	1,111			216	845	48	2	0

**County Judge CCD**

Vote For 1

	TOTAL	VOTE %		Election Day	Early Voting	Ballot By Mail	Provisional Ballots	Limited Ballots
REP Chris Hill	547	51.41%		108	415	23	1	0
DEM Joshua Murray	517	48.59%		94	401	21	1	0
Total Votes Cast	1,064	100.00%		202	816	44	2	0
Overvotes	0			0	0	0	0	0
Undervotes	47			14	29	4	0	0
Contest Totals	1,111			216	845	48	2	0

**District Clerk CCD**

Vote For 1

	TOTAL	VOTE %		Election Day	Early Voting	Ballot By Mail	Provisional Ballots	Limited Ballots
REP Mike Gould	546	51.80%		110	412	23	1	0
DEM David Brignac	508	48.20%		90	396	21	1	0
Total Votes Cast	1,054	100.00%		200	808	44	2	0
Overvotes	0			0	0	0	0	0
Undervotes	57			16	37	4	0	0
Contest Totals	1,111			216	845	48	2	0



## PCT 071

### County Commissioner, Precinct 4

Vote For 1

	TOTAL	VOTE %		Election Day	Early Voting	Ballot By Mail	Provisional Ballots	Limited Ballots
REP Duncan Webb	561	52.92%	<div style="width: 52.92%;"><div style="width: 52.92%;"></div></div>	113	421	26	1	0
DEM Jeffrey Williams	499	47.08%	<div style="width: 47.08%;"><div style="width: 47.08%;"></div></div>	90	391	17	1	0
Total Votes Cast	1,060	100.00%	<div style="width: 100.00%;"><div style="width: 100.00%;"></div></div>	203	812	43	2	0
Overvotes	0			0	0	0	0	0
Undervotes	51			13	33	5	0	0
Contest Totals	1,111			216	845	48	2	0

### Justice of the Peace, Precinct 3

Vote For 1

	TOTAL	VOTE %		Election Day	Early Voting	Ballot By Mail	Provisional Ballots	Limited Ballots
REP Mike Missildine	561	52.78%	<div style="width: 52.78%;"><div style="width: 52.78%;"></div></div>	118	416	26	1	0
DEM Irvin Lynn Barrett	502	47.22%	<div style="width: 47.22%;"><div style="width: 47.22%;"></div></div>	85	398	18	1	0
Total Votes Cast	1,063	100.00%	<div style="width: 100.00%;"><div style="width: 100.00%;"></div></div>	203	814	44	2	0
Overvotes	0			0	0	0	0	0
Undervotes	48			13	31	4	0	0
Contest Totals	1,111			216	845	48	2	0

### Plano ISD - Proposition A

Vote For 1

	TOTAL	VOTE %		Election Day	Early Voting	Ballot By Mail	Provisional Ballots	Limited Ballots
For	566	54.48%	<div style="width: 54.48%;"><div style="width: 54.48%;"></div></div>	93	445	28	0	0
Against	473	45.52%	<div style="width: 45.52%;"><div style="width: 45.52%;"></div></div>	105	349	18	1	0
Total Votes Cast	1,039	100.00%	<div style="width: 100.00%;"><div style="width: 100.00%;"></div></div>	198	794	46	1	0
Overvotes	0			0	0	0	0	0
Undervotes	72			18	51	2	1	0
Contest Totals	1,111			216	845	48	2	0

### Plano ISD - Proposition B

Vote For 1

	TOTAL	VOTE %		Election Day	Early Voting	Ballot By Mail	Provisional Ballots	Limited Ballots
For	591	56.72%	<div style="width: 56.72%;"><div style="width: 56.72%;"></div></div>	100	462	28	1	0
Against	451	43.28%	<div style="width: 43.28%;"><div style="width: 43.28%;"></div></div>	98	334	18	1	0
Total Votes Cast	1,042	100.00%	<div style="width: 100.00%;"><div style="width: 100.00%;"></div></div>	198	796	46	2	0
Overvotes	0			0	0	0	0	0
Undervotes	69			18	49	2	0	0
Contest Totals	1,111			216	845	48	2	0

**PCT 071**

**Plano ISD - Proposition C**

Vote For 1

	TOTAL	VOTE %		Election Day	Early Voting	Ballot By Mail	Provisional Ballots	Limited Ballots
For	598	57.44%		102	467	28	1	0
Against	443	42.56%		97	327	18	1	0
Total Votes Cast	1,041	100.00%		199	794	46	2	0
Overvotes	0			0	0	0	0	0
Undervotes	70			17	51	2	0	0
Contest Totals	1,111			216	845	48	2	0

**Plano ISD - Proposition D**

Vote For 1

	TOTAL	VOTE %		Election Day	Early Voting	Ballot By Mail	Provisional Ballots	Limited Ballots
For	507	48.80%		94	386	26	1	0
Against	532	51.20%		104	407	20	1	0
Total Votes Cast	1,039	100.00%		198	793	46	2	0
Overvotes	0			0	0	0	0	0
Undervotes	72			18	52	2	0	0
Contest Totals	1,111			216	845	48	2	0

**Plano ISD - Proposition E**

Vote For 1

	TOTAL	VOTE %		Election Day	Early Voting	Ballot By Mail	Provisional Ballots	Limited Ballots
For	498	47.98%		86	387	24	1	0
Against	540	52.02%		112	405	22	1	0
Total Votes Cast	1,038	100.00%		198	792	46	2	0
Overvotes	0			0	0	0	0	0
Undervotes	73			18	53	2	0	0
Contest Totals	1,111			216	845	48	2	0

## PCT 072

### U. S. Representative, District 4

Vote For 1

	TOTAL	VOTE %	Election Day	Early Voting	Ballot By Mail	Provisional Ballots	Limited Ballots
REP Pat Fallon	485	54.31%	94	361	29	1	0
DEM Iro Omere	380	42.55%	81	273	25	1	0
LIB John Simmons	28	3.14%	9	19	0	0	0
Total Votes Cast	893	100.00%	184	653	54	2	0
Overvotes	0		0	0	0	0	0
Undervotes	26		7	15	4	0	0
Contest Totals	919		191	668	58	2	0

### Governor

Vote For 1

	TOTAL	VOTE %	Election Day	Early Voting	Ballot By Mail	Provisional Ballots	Limited Ballots
REP Greg Abbott	480	52.46%	94	357	28	1	0
DEM Beto O'Rourke	419	45.79%	92	296	30	1	0
LIB Mark Tippetts	15	1.64%	5	10	0	0	0
GRN Delilah Barrios	0	0.00%	0	0	0	0	0
Write-In Totals	1	0.11%	0	1	0	0	0
Total Votes Cast	915	100.00%	191	664	58	2	0
Overvotes	0		0	0	0	0	0
Undervotes	4		0	4	0	0	0
Contest Totals	919		191	668	58	2	0

### Lieutenant Governor

Vote For 1

	TOTAL	VOTE %	Election Day	Early Voting	Ballot By Mail	Provisional Ballots	Limited Ballots
REP Dan Patrick	456	50.39%	87	342	26	1	0
DEM Mike Collier	428	47.29%	95	300	32	1	0
LIB Shanna Steele	21	2.32%	6	15	0	0	0
Total Votes Cast	905	100.00%	188	657	58	2	0
Overvotes	0		0	0	0	0	0
Undervotes	14		3	11	0	0	0
Contest Totals	919		191	668	58	2	0

### Attorney General

Vote For 1

	TOTAL	VOTE %	Election Day	Early Voting	Ballot By Mail	Provisional Ballots	Limited Ballots
REP Ken Paxton	441	48.95%	89	326	25	1	0
DEM Rochelle Mercedes Garza	424	47.06%	89	303	31	1	0
LIB Mark Ash	36	4.00%	11	24	1	0	0
Total Votes Cast	901	100.00%	189	653	57	2	0
Overvotes	0		0	0	0	0	0
Undervotes	18		2	15	1	0	0
Contest Totals	919		191	668	58	2	0

**PCT 072**

**Comptroller of Public Accounts**

Vote For 1

	TOTAL	VOTE %	Election Day	Early Voting	Ballot By Mail	Provisional Ballots	Limited Ballots
REP Glenn Hegar	508	56.82%	98	379	30	1	0
DEM Janet T. Dudding	370	41.39%	78	266	25	1	0
LIB V. Alonzo Echevarria-Garza	16	1.79%	8	7	1	0	0
Total Votes Cast	894	100.00%	184	652	56	2	0
Overvotes	0		0	0	0	0	0
Undervotes	25		7	16	2	0	0
Contest Totals	919		191	668	58	2	0

**Commissioner of the General Land Office**

Vote For 1

	TOTAL	VOTE %	Election Day	Early Voting	Ballot By Mail	Provisional Ballots	Limited Ballots
REP Dawn Buckingham	496	55.92%	96	371	28	1	0
DEM Jay Kleberg	386	43.52%	81	275	29	1	0
GRN Alfred Molison, Jr	5	0.56%	1	4	0	0	0
Write-In Totals	0	0.00%	0	0	0	0	0
Total Votes Cast	887	100.00%	178	650	57	2	0
Overvotes	0		0	0	0	0	0
Undervotes	32		13	18	1	0	0
Contest Totals	919		191	668	58	2	0

**Commissioner of Agriculture**

Vote For 1

	TOTAL	VOTE %	Election Day	Early Voting	Ballot By Mail	Provisional Ballots	Limited Ballots
REP Sid Miller	503	56.52%	100	374	28	1	0
DEM Susan Hays	387	43.48%	81	276	29	1	0
Total Votes Cast	890	100.00%	181	650	57	2	0
Overvotes	0		0	0	0	0	0
Undervotes	29		10	18	1	0	0
Contest Totals	919		191	668	58	2	0

**Railroad Commissioner**

Vote For 1

	TOTAL	VOTE %	Election Day	Early Voting	Ballot By Mail	Provisional Ballots	Limited Ballots
REP Wayne Christian	487	54.66%	93	367	26	1	0
DEM Luke Warford	372	41.75%	76	266	29	1	0
LIB Jaime Andres Diez	29	3.25%	12	17	0	0	0
GRN Hunter Wayne Crow	3	0.34%	0	3	0	0	0
Total Votes Cast	891	100.00%	181	653	55	2	0
Overvotes	0		0	0	0	0	0
Undervotes	28		10	15	3	0	0
Contest Totals	919		191	668	58	2	0

**PCT 072**

**Justice, Supreme Court, Place 3**

Vote For 1

	TOTAL	VOTE %		Election Day	Early Voting	Ballot By Mail	Provisional Ballots	Limited Ballots
REP Debra Lehrmann	496	55.48%		95	372	29	0	0
DEM Erin A. Nowell	378	42.28%		80	269	27	2	0
LIB Thomas Edward Oxford	20	2.24%		8	12	0	0	0
Total Votes Cast	894	100.00%		183	653	56	2	0
Overvotes	0			0	0	0	0	0
Undervotes	25			8	15	2	0	0
Contest Totals	919			191	668	58	2	0

**Justice, Supreme Court, Place 5**

Vote For 1

	TOTAL	VOTE %		Election Day	Early Voting	Ballot By Mail	Provisional Ballots	Limited Ballots
REP Rebeca Huddle	509	57.32%		96	381	31	1	0
DEM Amanda Reichel	379	42.68%		82	271	25	1	0
Total Votes Cast	888	100.00%		178	652	56	2	0
Overvotes	0			0	0	0	0	0
Undervotes	31			13	16	2	0	0
Contest Totals	919			191	668	58	2	0

**Justice, Supreme Court, Place 9**

Vote For 1

	TOTAL	VOTE %		Election Day	Early Voting	Ballot By Mail	Provisional Ballots	Limited Ballots
REP Evan Young	513	57.58%		101	381	30	1	0
DEM Julia Maldonado	378	42.42%		79	273	25	1	0
Total Votes Cast	891	100.00%		180	654	55	2	0
Overvotes	0			0	0	0	0	0
Undervotes	28			11	14	3	0	0
Contest Totals	919			191	668	58	2	0

**Judge, Court of Criminal Appeals, Place 5**

Vote For 1

	TOTAL	VOTE %		Election Day	Early Voting	Ballot By Mail	Provisional Ballots	Limited Ballots
REP Scott Walker	506	57.11%		100	377	28	1	0
DEM Dana Huffman	380	42.89%		78	273	28	1	0
Total Votes Cast	886	100.00%		178	650	56	2	0
Overvotes	0			0	0	0	0	0
Undervotes	33			13	18	2	0	0
Contest Totals	919			191	668	58	2	0

**PCT 072**

**Judge, Court of Criminal Appeals, Place 6**

Vote For 1

	TOTAL	VOTE %	Election Day	Early Voting	Ballot By Mail	Provisional Ballots	Limited Ballots
REP Jesse F. McClure, III	514	58.08%	101	382	30	1	0
DEM Robert Johnson	371	41.92%	79	266	25	1	0
Total Votes Cast	885	100.00%	180	648	55	2	0
Overvotes	0		0	0	0	0	0
Undervotes	34		11	20	3	0	0
Contest Totals	919		191	668	58	2	0

**Member, State Board of Education, District 12 CCD**

Vote For 1

	TOTAL	VOTE %	Election Day	Early Voting	Ballot By Mail	Provisional Ballots	Limited Ballots
REP Pam Little	494	55.44%	94	367	32	1	0
DEM Alex Cornwallis	370	41.53%	76	267	26	1	0
LIB Christy Mowrey	27	3.03%	10	17	0	0	0
Write-In Totals	0	0.00%	0	0	0	0	0
Total Votes Cast	891	100.00%	180	651	58	2	0
Overvotes	0		0	0	0	0	0
Undervotes	28		11	17	0	0	0
Contest Totals	919		191	668	58	2	0

**State Senator, District 8**

Vote For 1

	TOTAL	VOTE %	Election Day	Early Voting	Ballot By Mail	Provisional Ballots	Limited Ballots
REP Angela Paxton	455	51.07%	86	343	25	1	0
DEM Jonathan Cocks	405	45.45%	85	287	32	1	0
LIB Edward Kless	31	3.48%	10	21	0	0	0
Total Votes Cast	891	100.00%	181	651	57	2	0
Overvotes	0		0	0	0	0	0
Undervotes	28		10	17	1	0	0
Contest Totals	919		191	668	58	2	0

**State Representative, District 70**

Vote For 1

	TOTAL	VOTE %	Election Day	Early Voting	Ballot By Mail	Provisional Ballots	Limited Ballots
REP Jamee Jolly	504	56.50%	95	379	30	0	0
DEM Mihaela Elizabeth Plesa	388	43.50%	81	278	28	1	0
Total Votes Cast	892	100.00%	176	657	58	1	0
Overvotes	0		0	0	0	0	0
Undervotes	27		15	11	0	1	0
Contest Totals	919		191	668	58	2	0

## PCT 072

### Justice, 5th Court of Appeals District, Place 4

Vote For 1

	TOTAL	VOTE %		Election Day	Early Voting	Ballot By Mail	Provisional Ballots	Limited Ballots
REP Emily A. Miskel	512	57.98%		99	383	29	1	0
DEM Maricela Moore	371	42.02%		79	266	25	1	0
Total Votes Cast	883	100.00%		178	649	54	2	0
Overvotes	0			0	0	0	0	0
Undervotes	36			13	19	4	0	0
Contest Totals	919			191	668	58	2	0

### Justice, 5th Court of Appeals District, Place 7

Vote For 1

	TOTAL	VOTE %		Election Day	Early Voting	Ballot By Mail	Provisional Ballots	Limited Ballots
REP Kristina Williams	502	56.72%		97	377	27	1	0
DEM Nancy Kennedy	383	43.28%		82	273	27	1	0
Total Votes Cast	885	100.00%		179	650	54	2	0
Overvotes	0			0	0	0	0	0
Undervotes	34			12	18	4	0	0
Contest Totals	919			191	668	58	2	0

### County Judge CCD

Vote For 1

	TOTAL	VOTE %		Election Day	Early Voting	Ballot By Mail	Provisional Ballots	Limited Ballots
REP Chris Hill	514	57.49%		102	383	28	1	0
DEM Joshua Murray	380	42.51%		79	273	27	1	0
Total Votes Cast	894	100.00%		181	656	55	2	0
Overvotes	0			0	0	0	0	0
Undervotes	25			10	12	3	0	0
Contest Totals	919			191	668	58	2	0

### District Clerk CCD

Vote For 1

	TOTAL	VOTE %		Election Day	Early Voting	Ballot By Mail	Provisional Ballots	Limited Ballots
REP Mike Gould	507	57.68%		97	382	27	1	0
DEM David Brignac	372	42.32%		79	268	24	1	0
Total Votes Cast	879	100.00%		176	650	51	2	0
Overvotes	0			0	0	0	0	0
Undervotes	40			15	18	7	0	0
Contest Totals	919			191	668	58	2	0

## PCT 072

### County Commissioner, Precinct 4

Vote For 1

	TOTAL	VOTE %		Election Day	Early Voting	Ballot By Mail	Provisional Ballots	Limited Ballots
REP Duncan Webb	514	58.28%	<div style="width: 58.28%;"><div style="width: 58.28%;"></div></div>	99	385	29	1	0
DEM Jeffrey Williams	368	41.72%	<div style="width: 41.72%;"><div style="width: 41.72%;"></div></div>	79	263	25	1	0
Total Votes Cast	882	100.00%	<div style="width: 100%;"><div style="width: 100%;"></div></div>	178	648	54	2	0
Overvotes	0			0	0	0	0	0
Undervotes	37			13	20	4	0	0
Contest Totals	919			191	668	58	2	0

### Justice of the Peace, Precinct 3

Vote For 1

	TOTAL	VOTE %		Election Day	Early Voting	Ballot By Mail	Provisional Ballots	Limited Ballots
REP Mike Missildine	507	57.61%	<div style="width: 57.61%;"><div style="width: 57.61%;"></div></div>	99	378	29	1	0
DEM Irvin Lynn Barrett	373	42.39%	<div style="width: 42.39%;"><div style="width: 42.39%;"></div></div>	77	270	25	1	0
Total Votes Cast	880	100.00%	<div style="width: 100%;"><div style="width: 100%;"></div></div>	176	648	54	2	0
Overvotes	0			0	0	0	0	0
Undervotes	39			15	20	4	0	0
Contest Totals	919			191	668	58	2	0

### Plano ISD - Proposition A

Vote For 1

	TOTAL	VOTE %		Election Day	Early Voting	Ballot By Mail	Provisional Ballots	Limited Ballots
For	414	48.14%	<div style="width: 48.14%;"><div style="width: 48.14%;"></div></div>	70	311	33	0	0
Against	446	51.86%	<div style="width: 51.86%;"><div style="width: 51.86%;"></div></div>	104	320	21	1	0
Total Votes Cast	860	100.00%	<div style="width: 100%;"><div style="width: 100%;"></div></div>	174	631	54	1	0
Overvotes	0			0	0	0	0	0
Undervotes	59			17	37	4	1	0
Contest Totals	919			191	668	58	2	0

### Plano ISD - Proposition B

Vote For 1

	TOTAL	VOTE %		Election Day	Early Voting	Ballot By Mail	Provisional Ballots	Limited Ballots
For	444	51.15%	<div style="width: 51.15%;"><div style="width: 51.15%;"></div></div>	84	327	32	1	0
Against	424	48.85%	<div style="width: 48.85%;"><div style="width: 48.85%;"></div></div>	93	310	20	1	0
Total Votes Cast	868	100.00%	<div style="width: 100%;"><div style="width: 100%;"></div></div>	177	637	52	2	0
Overvotes	0			0	0	0	0	0
Undervotes	51			14	31	6	0	0
Contest Totals	919			191	668	58	2	0



## PCT 072

### Plano ISD - Proposition C

Vote For 1

	TOTAL	VOTE %		Election Day	Early Voting	Ballot By Mail	Provisional Ballots	Limited Ballots
For	449	51.91%	<div style="width: 51.91%;"><div style="width: 51.91%;"></div></div>	79	342	28	0	0
Against	416	48.09%	<div style="width: 48.09%;"><div style="width: 48.09%;"></div></div>	98	294	23	1	0
Total Votes Cast	865	100.00%	<div style="width: 100.00%;"><div style="width: 100.00%;"></div></div>	177	636	51	1	0
Overvotes	0			0	0	0	0	0
Undervotes	54			14	32	7	1	0
Contest Totals	919			191	668	58	2	0

### Plano ISD - Proposition D

Vote For 1

	TOTAL	VOTE %		Election Day	Early Voting	Ballot By Mail	Provisional Ballots	Limited Ballots
For	381	44.00%	<div style="width: 44.00%;"><div style="width: 44.00%;"></div></div>	72	286	23	0	0
Against	485	56.00%	<div style="width: 56.00%;"><div style="width: 56.00%;"></div></div>	106	350	28	1	0
Total Votes Cast	866	100.00%	<div style="width: 100.00%;"><div style="width: 100.00%;"></div></div>	178	636	51	1	0
Overvotes	0			0	0	0	0	0
Undervotes	53			13	32	7	1	0
Contest Totals	919			191	668	58	2	0

### Plano ISD - Proposition E

Vote For 1

	TOTAL	VOTE %		Election Day	Early Voting	Ballot By Mail	Provisional Ballots	Limited Ballots
For	354	40.92%	<div style="width: 40.92%;"><div style="width: 40.92%;"></div></div>	69	261	24	0	0
Against	511	59.08%	<div style="width: 59.08%;"><div style="width: 59.08%;"></div></div>	109	374	27	1	0
Total Votes Cast	865	100.00%	<div style="width: 100.00%;"><div style="width: 100.00%;"></div></div>	178	635	51	1	0
Overvotes	0			0	0	0	0	0
Undervotes	54			13	33	7	1	0
Contest Totals	919			191	668	58	2	0

## PCT 073

### U. S. Representative, District 4

Vote For 1

	TOTAL	VOTE %		Election Day	Early Voting	Ballot By Mail	Provisional Ballots	Limited Ballots
REP Pat Fallon	320	36.28%	<div style="width: 36.28%;"><div style="width: 36.28%;"></div></div>	80	229	11	0	0
DEM Iro Omere	543	61.56%	<div style="width: 61.56%;"><div style="width: 61.56%;"></div></div>	121	409	13	0	0
LIB John Simmons	19	2.15%	<div style="width: 2.15%;"><div style="width: 2.15%;"></div></div>	9	10	0	0	0
Total Votes Cast	882	100.00%	<div style="width: 100.00%;"><div style="width: 100.00%;"></div></div>	210	648	24	0	0
Overvotes	0			0	0	0	0	0
Undervotes	24			9	15	0	0	0
Contest Totals	906			219	663	24	0	0

### Governor

Vote For 1

	TOTAL	VOTE %		Election Day	Early Voting	Ballot By Mail	Provisional Ballots	Limited Ballots
REP Greg Abbott	311	34.44%	<div style="width: 34.44%;"><div style="width: 34.44%;"></div></div>	75	225	11	0	0
DEM Beto O'Rourke	586	64.89%	<div style="width: 64.89%;"><div style="width: 64.89%;"></div></div>	140	433	13	0	0
LIB Mark Tippetts	6	0.66%	<div style="width: 0.66%;"><div style="width: 0.66%;"></div></div>	3	3	0	0	0
GRN Delilah Barrios	0	0.00%	<div style="width: 0.00%;"><div style="width: 0.00%;"></div></div>	0	0	0	0	0
Write-In Totals	0	0.00%	<div style="width: 0.00%;"><div style="width: 0.00%;"></div></div>	0	0	0	0	0
Total Votes Cast	903	100.00%	<div style="width: 100.00%;"><div style="width: 100.00%;"></div></div>	218	661	24	0	0
Overvotes	0			0	0	0	0	0
Undervotes	3			1	2	0	0	0
Contest Totals	906			219	663	24	0	0

### Lieutenant Governor

Vote For 1

	TOTAL	VOTE %		Election Day	Early Voting	Ballot By Mail	Provisional Ballots	Limited Ballots
REP Dan Patrick	301	33.67%	<div style="width: 33.67%;"><div style="width: 33.67%;"></div></div>	75	214	12	0	0
DEM Mike Collier	568	63.53%	<div style="width: 63.53%;"><div style="width: 63.53%;"></div></div>	132	424	12	0	0
LIB Shanna Steele	25	2.80%	<div style="width: 2.80%;"><div style="width: 2.80%;"></div></div>	8	17	0	0	0
Total Votes Cast	894	100.00%	<div style="width: 100.00%;"><div style="width: 100.00%;"></div></div>	215	655	24	0	0
Overvotes	0			0	0	0	0	0
Undervotes	12			4	8	0	0	0
Contest Totals	906			219	663	24	0	0

### Attorney General

Vote For 1

	TOTAL	VOTE %		Election Day	Early Voting	Ballot By Mail	Provisional Ballots	Limited Ballots
REP Ken Paxton	292	32.81%	<div style="width: 32.81%;"><div style="width: 32.81%;"></div></div>	74	206	12	0	0
DEM Rochelle Mercedes Garza	569	63.93%	<div style="width: 63.93%;"><div style="width: 63.93%;"></div></div>	134	423	12	0	0
LIB Mark Ash	29	3.26%	<div style="width: 3.26%;"><div style="width: 3.26%;"></div></div>	8	21	0	0	0
Total Votes Cast	890	100.00%	<div style="width: 100.00%;"><div style="width: 100.00%;"></div></div>	216	650	24	0	0
Overvotes	0			0	0	0	0	0
Undervotes	16			3	13	0	0	0
Contest Totals	906			219	663	24	0	0

**PCT 073**

**Comptroller of Public Accounts**

Vote For 1

	TOTAL	VOTE %	Election Day	Early Voting	Ballot By Mail	Provisional Ballots	Limited Ballots
REP Glenn Hegar	317	35.90%	78	228	11	0	0
DEM Janet T. Dudding	542	61.38%	119	410	13	0	0
LIB V. Alonzo Echevarria-Garza	24	2.72%	13	11	0	0	0
Total Votes Cast	883	100.00%	210	649	24	0	0
Overvotes	0		0	0	0	0	0
Undervotes	23		9	14	0	0	0
Contest Totals	906		219	663	24	0	0

**Commissioner of the General Land Office**

Vote For 1

	TOTAL	VOTE %	Election Day	Early Voting	Ballot By Mail	Provisional Ballots	Limited Ballots
REP Dawn Buckingham	323	37.13%	84	227	12	0	0
DEM Jay Kleberg	533	61.26%	119	402	12	0	0
GRN Alfred Molison, Jr	14	1.61%	5	9	0	0	0
Write-In Totals	0	0.00%	0	0	0	0	0
Total Votes Cast	870	100.00%	208	638	24	0	0
Overvotes	0		0	0	0	0	0
Undervotes	36		11	25	0	0	0
Contest Totals	906		219	663	24	0	0

**Commissioner of Agriculture**

Vote For 1

	TOTAL	VOTE %	Election Day	Early Voting	Ballot By Mail	Provisional Ballots	Limited Ballots
REP Sid Miller	319	36.54%	79	230	10	0	0
DEM Susan Hays	554	63.46%	129	411	14	0	0
Total Votes Cast	873	100.00%	208	641	24	0	0
Overvotes	0		0	0	0	0	0
Undervotes	33		11	22	0	0	0
Contest Totals	906		219	663	24	0	0

**Railroad Commissioner**

Vote For 1

	TOTAL	VOTE %	Election Day	Early Voting	Ballot By Mail	Provisional Ballots	Limited Ballots
REP Wayne Christian	307	35.05%	78	218	11	0	0
DEM Luke Warford	532	60.73%	118	401	13	0	0
LIB Jaime Andres Diez	24	2.74%	9	15	0	0	0
GRN Hunter Wayne Crow	13	1.48%	4	9	0	0	0
Total Votes Cast	876	100.00%	209	643	24	0	0
Overvotes	0		0	0	0	0	0
Undervotes	30		10	20	0	0	0
Contest Totals	906		219	663	24	0	0

**PCT 073**

**Justice, Supreme Court, Place 3**

Vote For 1

	TOTAL	VOTE %	Election Day	Early Voting	Ballot By Mail	Provisional Ballots	Limited Ballots
REP Debra Lehrmann	317	36.02%	77	229	11	0	0
DEM Erin A. Nowell	544	61.82%	126	406	12	0	0
LIB Thomas Edward Oxford	19	2.16%	8	11	0	0	0
Total Votes Cast	880	100.00%	211	646	23	0	0
Overvotes	0		0	0	0	0	0
Undervotes	26		8	17	1	0	0
Contest Totals	906		219	663	24	0	0

**Justice, Supreme Court, Place 5**

Vote For 1

	TOTAL	VOTE %	Election Day	Early Voting	Ballot By Mail	Provisional Ballots	Limited Ballots
REP Rebeca Huddle	324	37.11%	79	235	10	0	0
DEM Amanda Reichel	549	62.89%	128	409	12	0	0
Total Votes Cast	873	100.00%	207	644	22	0	0
Overvotes	0		0	0	0	0	0
Undervotes	33		12	19	2	0	0
Contest Totals	906		219	663	24	0	0

**Justice, Supreme Court, Place 9**

Vote For 1

	TOTAL	VOTE %	Election Day	Early Voting	Ballot By Mail	Provisional Ballots	Limited Ballots
REP Evan Young	319	36.54%	78	230	11	0	0
DEM Julia Maldonado	554	63.46%	131	411	12	0	0
Total Votes Cast	873	100.00%	209	641	23	0	0
Overvotes	0		0	0	0	0	0
Undervotes	33		10	22	1	0	0
Contest Totals	906		219	663	24	0	0

**Judge, Court of Criminal Appeals, Place 5**

Vote For 1

	TOTAL	VOTE %	Election Day	Early Voting	Ballot By Mail	Provisional Ballots	Limited Ballots
REP Scott Walker	319	36.54%	78	230	11	0	0
DEM Dana Huffman	554	63.46%	131	410	13	0	0
Total Votes Cast	873	100.00%	209	640	24	0	0
Overvotes	0		0	0	0	0	0
Undervotes	33		10	23	0	0	0
Contest Totals	906		219	663	24	0	0

## PCT 073

### Judge, Court of Criminal Appeals, Place 6

Vote For 1

	TOTAL	VOTE %		Election Day	Early Voting	Ballot By Mail	Provisional Ballots	Limited Ballots
REP Jesse F. McClure, III	325	37.57%		83	231	11	0	0
DEM Robert Johnson	540	62.43%		126	401	13	0	0
Total Votes Cast	865	100.00%		209	632	24	0	0
Overvotes	0			0	0	0	0	0
Undervotes	41			10	31	0	0	0
Contest Totals	906			219	663	24	0	0

### Member, State Board of Education, District 12 CCD

Vote For 1

	TOTAL	VOTE %		Election Day	Early Voting	Ballot By Mail	Provisional Ballots	Limited Ballots
REP Pam Little	319	36.58%		80	229	10	0	0
DEM Alex Cornwallis	522	59.86%		120	388	14	0	0
LIB Christy Mowrey	31	3.56%		10	21	0	0	0
Write-In Totals	0	0.00%		0	0	0	0	0
Total Votes Cast	872	100.00%		210	638	24	0	0
Overvotes	0			0	0	0	0	0
Undervotes	34			9	25	0	0	0
Contest Totals	906			219	663	24	0	0

### State Senator, District 2

Vote For 1

	TOTAL	VOTE %		Election Day	Early Voting	Ballot By Mail	Provisional Ballots	Limited Ballots
REP Bob Hall	324	37.37%		80	232	12	0	0
DEM Prince S. Giadolor	543	62.63%		126	405	12	0	0
Total Votes Cast	867	100.00%		206	637	24	0	0
Overvotes	0			0	0	0	0	0
Undervotes	39			13	26	0	0	0
Contest Totals	906			219	663	24	0	0

### State Representative, District 70

Vote For 1

	TOTAL	VOTE %		Election Day	Early Voting	Ballot By Mail	Provisional Ballots	Limited Ballots
REP Jamee Jolly	327	37.12%		81	235	11	0	0
DEM Mihaela Elizabeth Plesa	554	62.88%		130	411	13	0	0
Total Votes Cast	881	100.00%		211	646	24	0	0
Overvotes	0			0	0	0	0	0
Undervotes	25			8	17	0	0	0
Contest Totals	906			219	663	24	0	0

**PCT 073**

**Justice, 5th Court of Appeals District, Place 4**

Vote For 1

	TOTAL	VOTE %	Election Day	Early Voting	Ballot By Mail	Provisional Ballots	Limited Ballots
REP Emily A. Miskel	317	36.86%	77	229	11	0	0
DEM Maricela Moore	543	63.14%	130	401	12	0	0
Total Votes Cast	860	100.00%	207	630	23	0	0
Overvotes	0		0	0	0	0	0
Undervotes	46		12	33	1	0	0
Contest Totals	906		219	663	24	0	0

**Justice, 5th Court of Appeals District, Place 7**

Vote For 1

	TOTAL	VOTE %	Election Day	Early Voting	Ballot By Mail	Provisional Ballots	Limited Ballots
REP Kristina Williams	311	35.95%	76	223	12	0	0
DEM Nancy Kennedy	554	64.05%	132	411	11	0	0
Total Votes Cast	865	100.00%	208	634	23	0	0
Overvotes	0		0	0	0	0	0
Undervotes	41		11	29	1	0	0
Contest Totals	906		219	663	24	0	0

**County Judge CCD**

Vote For 1

	TOTAL	VOTE %	Election Day	Early Voting	Ballot By Mail	Provisional Ballots	Limited Ballots
REP Chris Hill	321	36.98%	81	228	12	0	0
DEM Joshua Murray	547	63.02%	127	408	12	0	0
Total Votes Cast	868	100.00%	208	636	24	0	0
Overvotes	0		0	0	0	0	0
Undervotes	38		11	27	0	0	0
Contest Totals	906		219	663	24	0	0

**District Clerk CCD**

Vote For 1

	TOTAL	VOTE %	Election Day	Early Voting	Ballot By Mail	Provisional Ballots	Limited Ballots
REP Mike Gould	318	36.98%	78	228	12	0	0
DEM David Brignac	542	63.02%	127	403	12	0	0
Total Votes Cast	860	100.00%	205	631	24	0	0
Overvotes	0		0	0	0	0	0
Undervotes	46		14	32	0	0	0
Contest Totals	906		219	663	24	0	0

## PCT 073

### County Commissioner, Precinct 4

Vote For 1

	TOTAL	VOTE %		Election Day	Early Voting	Ballot By Mail	Provisional Ballots	Limited Ballots
REP Duncan Webb	324	37.50%		85	227	12	0	0
DEM Jeffrey Williams	540	62.50%		123	405	12	0	0
Total Votes Cast	864	100.00%		208	632	24	0	0
Overvotes	0			0	0	0	0	0
Undervotes	42			11	31	0	0	0
Contest Totals	906			219	663	24	0	0

### Justice of the Peace, Precinct 3

Vote For 1

	TOTAL	VOTE %		Election Day	Early Voting	Ballot By Mail	Provisional Ballots	Limited Ballots
REP Mike Missildine	329	38.12%		82	235	12	0	0
DEM Irvin Lynn Barrett	534	61.88%		125	397	12	0	0
Total Votes Cast	863	100.00%		207	632	24	0	0
Overvotes	0			0	0	0	0	0
Undervotes	43			12	31	0	0	0
Contest Totals	906			219	663	24	0	0

### Dallas, City of - Proposition A

Vote For 1

	TOTAL	VOTE %		Election Day	Early Voting	Ballot By Mail	Provisional Ballots	Limited Ballots
For	550	66.43%		126	409	15	0	0
Against	278	33.57%		68	202	8	0	0
Total Votes Cast	828	100.00%		194	611	23	0	0
Overvotes	0			0	0	0	0	0
Undervotes	78			25	52	1	0	0
Contest Totals	906			219	663	24	0	0

### Plano ISD - Proposition A

Vote For 1

	TOTAL	VOTE %		Election Day	Early Voting	Ballot By Mail	Provisional Ballots	Limited Ballots
For	439	53.54%		102	328	9	0	0
Against	381	46.46%		94	276	11	0	0
Total Votes Cast	820	100.00%		196	604	20	0	0
Overvotes	0			0	0	0	0	0
Undervotes	86			23	59	4	0	0
Contest Totals	906			219	663	24	0	0

**PCT 073**

**Plano ISD - Proposition B**

Vote For 1

	TOTAL	VOTE %		Election Day	Early Voting	Ballot By Mail	Provisional Ballots	Limited Ballots
For	533	63.83%		131	392	10	0	0
Against	302	36.17%		66	223	13	0	0
Total Votes Cast	835	100.00%		197	615	23	0	0
Overvotes	0			0	0	0	0	0
Undervotes	71			22	48	1	0	0
Contest Totals	906			219	663	24	0	0

**Plano ISD - Proposition C**

Vote For 1

	TOTAL	VOTE %		Election Day	Early Voting	Ballot By Mail	Provisional Ballots	Limited Ballots
For	506	60.89%		128	371	7	0	0
Against	325	39.11%		69	240	16	0	0
Total Votes Cast	831	100.00%		197	611	23	0	0
Overvotes	0			0	0	0	0	0
Undervotes	75			22	52	1	0	0
Contest Totals	906			219	663	24	0	0

**Plano ISD - Proposition D**

Vote For 1

	TOTAL	VOTE %		Election Day	Early Voting	Ballot By Mail	Provisional Ballots	Limited Ballots
For	455	55.15%		119	328	8	0	0
Against	370	44.85%		77	278	15	0	0
Total Votes Cast	825	100.00%		196	606	23	0	0
Overvotes	0			0	0	0	0	0
Undervotes	81			23	57	1	0	0
Contest Totals	906			219	663	24	0	0

**Plano ISD - Proposition E**

Vote For 1

	TOTAL	VOTE %		Election Day	Early Voting	Ballot By Mail	Provisional Ballots	Limited Ballots
For	377	46.03%		100	270	7	0	0
Against	442	53.97%		96	333	13	0	0
Total Votes Cast	819	100.00%		196	603	20	0	0
Overvotes	0			0	0	0	0	0
Undervotes	86			23	60	3	0	0
Contest Totals	905			219	663	23	0	0



## PCT 074

### U. S. Representative, District 4

Vote For 1

	TOTAL	VOTE %		Election Day	Early Voting	Ballot By Mail	Provisional Ballots	Limited Ballots
REP Pat Fallon	536	51.44%	<div style="width: 51.44%;"><div style="width: 51.44%;"></div></div>	108	421	6	1	0
DEM Iro Omere	483	46.35%	<div style="width: 46.35%;"><div style="width: 46.35%;"></div></div>	82	381	20	0	0
LIB John Simmons	23	2.21%	<div style="width: 2.21%;"><div style="width: 2.21%;"></div></div>	3	20	0	0	0
Total Votes Cast	1,042	100.00%	<div style="width: 100.00%;"><div style="width: 100.00%;"></div></div>	193	822	26	1	0
Overvotes	0			0	0	0	0	0
Undervotes	27			7	20	0	0	0
Contest Totals	1,069			200	842	26	1	0

### Governor

Vote For 1

	TOTAL	VOTE %		Election Day	Early Voting	Ballot By Mail	Provisional Ballots	Limited Ballots
REP Greg Abbott	531	50.09%	<div style="width: 50.09%;"><div style="width: 50.09%;"></div></div>	105	419	6	1	0
DEM Beto O'Rourke	518	48.87%	<div style="width: 48.87%;"><div style="width: 48.87%;"></div></div>	91	407	20	0	0
LIB Mark Tippetts	8	0.75%	<div style="width: 0.75%;"><div style="width: 0.75%;"></div></div>	0	8	0	0	0
GRN Delilah Barrios	3	0.28%	<div style="width: 0.28%;"><div style="width: 0.28%;"></div></div>	2	1	0	0	0
Write-In Totals	0	0.00%	<div style="width: 0.00%;"><div style="width: 0.00%;"></div></div>	0	0	0	0	0
Total Votes Cast	1,060	100.00%	<div style="width: 100.00%;"><div style="width: 100.00%;"></div></div>	198	835	26	1	0
Overvotes	0			0	0	0	0	0
Undervotes	9			2	7	0	0	0
Contest Totals	1,069			200	842	26	1	0

### Lieutenant Governor

Vote For 1

	TOTAL	VOTE %		Election Day	Early Voting	Ballot By Mail	Provisional Ballots	Limited Ballots
REP Dan Patrick	508	48.29%	<div style="width: 48.29%;"><div style="width: 48.29%;"></div></div>	101	400	6	1	0
DEM Mike Collier	515	48.95%	<div style="width: 48.95%;"><div style="width: 48.95%;"></div></div>	90	405	20	0	0
LIB Shanna Steele	29	2.76%	<div style="width: 2.76%;"><div style="width: 2.76%;"></div></div>	2	27	0	0	0
Total Votes Cast	1,052	100.00%	<div style="width: 100.00%;"><div style="width: 100.00%;"></div></div>	193	832	26	1	0
Overvotes	0			0	0	0	0	0
Undervotes	17			7	10	0	0	0
Contest Totals	1,069			200	842	26	1	0

### Attorney General

Vote For 1

	TOTAL	VOTE %		Election Day	Early Voting	Ballot By Mail	Provisional Ballots	Limited Ballots
REP Ken Paxton	503	47.95%	<div style="width: 47.95%;"><div style="width: 47.95%;"></div></div>	101	395	6	1	0
DEM Rochelle Mercedes Garza	510	48.62%	<div style="width: 48.62%;"><div style="width: 48.62%;"></div></div>	85	405	20	0	0
LIB Mark Ash	36	3.43%	<div style="width: 3.43%;"><div style="width: 3.43%;"></div></div>	8	28	0	0	0
Total Votes Cast	1,049	100.00%	<div style="width: 100.00%;"><div style="width: 100.00%;"></div></div>	194	828	26	1	0
Overvotes	0			0	0	0	0	0
Undervotes	20			6	14	0	0	0
Contest Totals	1,069			200	842	26	1	0

**PCT 074**

**Comptroller of Public Accounts**

Vote For 1

	TOTAL	VOTE %	Election Day	Early Voting	Ballot By Mail	Provisional Ballots	Limited Ballots
REP Glenn Hegar	541	52.02%	108	424	8	1	0
DEM Janet T. Dudding	473	45.48%	82	374	17	0	0
LIB V. Alonzo Echevarria-Garza	26	2.50%	2	24	0	0	0
Total Votes Cast	1,040	100.00%	192	822	25	1	0
Overvotes	0		0	0	0	0	0
Undervotes	29		8	20	1	0	0
Contest Totals	1,069		200	842	26	1	0

**Commissioner of the General Land Office**

Vote For 1

	TOTAL	VOTE %	Election Day	Early Voting	Ballot By Mail	Provisional Ballots	Limited Ballots
REP Dawn Buckingham	541	51.97%	109	424	7	1	0
DEM Jay Kleberg	494	47.45%	82	394	18	0	0
GRN Alfred Molison, Jr	6	0.58%	2	4	0	0	0
Write-In Totals	0	0.00%	0	0	0	0	0
Total Votes Cast	1,041	100.00%	193	822	25	1	0
Overvotes	0		0	0	0	0	0
Undervotes	28		7	20	1	0	0
Contest Totals	1,069		200	842	26	1	0

**Commissioner of Agriculture**

Vote For 1

	TOTAL	VOTE %	Election Day	Early Voting	Ballot By Mail	Provisional Ballots	Limited Ballots
REP Sid Miller	533	51.40%	105	420	7	1	0
DEM Susan Hays	504	48.60%	84	402	18	0	0
Total Votes Cast	1,037	100.00%	189	822	25	1	0
Overvotes	0		0	0	0	0	0
Undervotes	32		11	20	1	0	0
Contest Totals	1,069		200	842	26	1	0

**Railroad Commissioner**





Vote For 1

	TOTAL	VOTE %	Election Day	Early Voting	Ballot By Mail	Provisional Ballots	Limited Ballots
REP Wayne Christian	529	50.96%	109	413	6	1	0
DEM Luke Warford	476	45.86%	77	380	19	0	0
LIB Jaime Andres Diez	29	2.79%	2	27	0	0	0
GRN Hunter Wayne Crow	4	0.39%	2	2	0	0	0
Total Votes Cast	1,038	100.00%	190	822	25	1	0
Overvotes	0		0	0	0	0	0
Undervotes	31		10	20	1	0	0
Contest Totals	1,069		200	842	26	1	0

## PCT 074




### Justice, Supreme Court, Place 3

Vote For 1

	TOTAL	VOTE %		Election Day	Early Voting	Ballot By Mail	Provisional Ballots	Limited Ballots
REP Debra Lehrmann	541	52.02%		106	426	8	1	0
DEM Erin A. Nowell	481	46.25%		83	381	17	0	0
LIB Thomas Edward Oxford	18	1.73%		2	16	0	0	0
Total Votes Cast	1,040	100.00%		191	823	25	1	0
Overvotes	0			0	0	0	0	0
Undervotes	29			9	19	1	0	0
Contest Totals	1,069			200	842	26	1	0




### Justice, Supreme Court, Place 5

Vote For 1

	TOTAL	VOTE %		Election Day	Early Voting	Ballot By Mail	Provisional Ballots	Limited Ballots
REP Rebeca Huddle	547	52.65%		106	434	6	1	0
DEM Amanda Reichel	492	47.35%		84	389	19	0	0
Total Votes Cast	1,039	100.00%		190	823	25	1	0
Overvotes	0			0	0	0	0	0
Undervotes	30			10	19	1	0	0
Contest Totals	1,069			200	842	26	1	0




### Justice, Supreme Court, Place 9

Vote For 1

	TOTAL	VOTE %		Election Day	Early Voting	Ballot By Mail	Provisional Ballots	Limited Ballots
REP Evan Young	541	52.32%		104	430	6	1	0
DEM Julia Maldonado	493	47.68%		87	388	18	0	0
Total Votes Cast	1,034	100.00%		191	818	24	1	0
Overvotes	0			0	0	0	0	0
Undervotes	35			9	24	2	0	0
Contest Totals	1,069			200	842	26	1	0

### Judge, Court of Criminal Appeals, Place 5

Vote For 1

	TOTAL	VOTE %		Election Day	Early Voting	Ballot By Mail	Provisional Ballots	Limited Ballots
REP Scott Walker	536	51.79%		105	423	7	1	0
DEM Dana Huffman	499	48.21%		84	398	17	0	0
Total Votes Cast	1,035	100.00%		189	821	24	1	0
Overvotes	0			0	0	0	0	0
Undervotes	34			11	21	2	0	0
Contest Totals	1,069			200	842	26	1	0

**PCT 074**

**Judge, Court of Criminal Appeals, Place 6**

Vote For 1

	TOTAL	VOTE %		Election Day	Early Voting	Ballot By Mail	Provisional Ballots	Limited Ballots
REP Jesse F. McClure, III	537	51.93%		104	425	7	1	0
DEM Robert Johnson	497	48.07%		86	394	17	0	0
Total Votes Cast	1,034	100.00%		190	819	24	1	0
Overvotes	0			0	0	0	0	0
Undervotes	35			10	23	2	0	0
Contest Totals	1,069			200	842	26	1	0

**Member, State Board of Education, District 12 CCD**

Vote For 1

	TOTAL	VOTE %		Election Day	Early Voting	Ballot By Mail	Provisional Ballots	Limited Ballots
REP Pam Little	522	50.53%		103	412	6	1	0
DEM Alex Cornwallis	480	46.47%		83	380	17	0	0
LIB Christy Mowrey	31	3.00%		5	26	0	0	0
Write-In Totals	0	0.00%		0	0	0	0	0
Total Votes Cast	1,033	100.00%		191	818	23	1	0
Overvotes	0			0	0	0	0	0
Undervotes	36			9	24	3	0	0
Contest Totals	1,069			200	842	26	1	0

**State Senator, District 2**

Vote For 1

	TOTAL	VOTE %		Election Day	Early Voting	Ballot By Mail	Provisional Ballots	Limited Ballots
REP Bob Hall	543	52.36%		107	427	8	1	0
DEM Prince S. Giador	494	47.64%		84	394	16	0	0
Total Votes Cast	1,037	100.00%		191	821	24	1	0
Overvotes	0			0	0	0	0	0
Undervotes	32			9	21	2	0	0
Contest Totals	1,069			200	842	26	1	0

**State Representative, District 70**

Vote For 1

	TOTAL	VOTE %		Election Day	Early Voting	Ballot By Mail	Provisional Ballots	Limited Ballots
REP Jamee Jolly	543	52.11%		106	430	6	1	0
DEM Mihaela Elizabeth Plesa	499	47.89%		87	393	19	0	0
Total Votes Cast	1,042	100.00%		193	823	25	1	0
Overvotes	0			0	0	0	0	0
Undervotes	27			7	19	1	0	0
Contest Totals	1,069			200	842	26	1	0

**PCT 074**

**Justice, 5th Court of Appeals District, Place 4**

Vote For 1

	TOTAL	VOTE %	Election Day	Early Voting	Ballot By Mail	Provisional Ballots	Limited Ballots
REP Emily A. Miskel	535	51.64%	105	423	6	1	0
DEM Maricela Moore	501	48.36%	86	396	19	0	0
Total Votes Cast	1,036	100.00%	191	819	25	1	0
Overvotes	0		0	0	0	0	0
Undervotes	33		9	23	1	0	0
Contest Totals	1,069		200	842	26	1	0

**Justice, 5th Court of Appeals District, Place 7**

Vote For 1

	TOTAL	VOTE %	Election Day	Early Voting	Ballot By Mail	Provisional Ballots	Limited Ballots
REP Kristina Williams	534	51.95%	105	422	6	1	0
DEM Nancy Kennedy	494	48.05%	85	390	19	0	0
Total Votes Cast	1,028	100.00%	190	812	25	1	0
Overvotes	0		0	0	0	0	0
Undervotes	41		10	30	1	0	0
Contest Totals	1,069		200	842	26	1	0

**County Judge CCD**

Vote For 1

	TOTAL	VOTE %	Election Day	Early Voting	Ballot By Mail	Provisional Ballots	Limited Ballots
REP Chris Hill	546	52.50%	107	430	8	1	0
DEM Joshua Murray	494	47.50%	83	394	17	0	0
Total Votes Cast	1,040	100.00%	190	824	25	1	0
Overvotes	0		0	0	0	0	0
Undervotes	29		10	18	1	0	0
Contest Totals	1,069		200	842	26	1	0

**District Clerk CCD**

Vote For 1

	TOTAL	VOTE %	Election Day	Early Voting	Ballot By Mail	Provisional Ballots	Limited Ballots
REP Mike Gould	543	52.77%	108	428	6	1	0
DEM David Brignac	486	47.23%	81	387	18	0	0
Total Votes Cast	1,029	100.00%	189	815	24	1	0
Overvotes	0		0	0	0	0	0
Undervotes	40		11	27	2	0	0
Contest Totals	1,069		200	842	26	1	0

## PCT 074

### County Commissioner, Precinct 4

Vote For 1

	TOTAL	VOTE %		Election Day	Early Voting	Ballot By Mail	Provisional Ballots	Limited Ballots
REP Duncan Webb	538	52.23%		108	422	7	1	0
DEM Jeffrey Williams	492	47.77%		82	392	18	0	0
Total Votes Cast	1,030	100.00%		190	814	25	1	0
Overvotes	0			0	0	0	0	0
Undervotes	39			10	28	1	0	0
Contest Totals	1,069			200	842	26	1	0

### Justice of the Peace, Precinct 3

Vote For 1

	TOTAL	VOTE %		Election Day	Early Voting	Ballot By Mail	Provisional Ballots	Limited Ballots
REP Mike Missildine	532	51.90%		106	419	6	1	0
DEM Irvin Lynn Barrett	493	48.10%		84	392	17	0	0
Total Votes Cast	1,025	100.00%		190	811	23	1	0
Overvotes	0			0	0	0	0	0
Undervotes	44			10	31	3	0	0
Contest Totals	1,069			200	842	26	1	0

### Dallas, City of - Proposition A

Vote For 1

	TOTAL	VOTE %		Election Day	Early Voting	Ballot By Mail	Provisional Ballots	Limited Ballots
For	573	57.82%		86	466	20	1	0
Against	418	42.18%		93	320	5	0	0
Total Votes Cast	991	100.00%		179	786	25	1	0
Overvotes	0			0	0	0	0	0
Undervotes	78			21	56	1	0	0
Contest Totals	1,069			200	842	26	1	0

### Plano ISD - Proposition A

Vote For 1

	TOTAL	VOTE %		Election Day	Early Voting	Ballot By Mail	Provisional Ballots	Limited Ballots
For	383	39.24%		66	306	11	0	0
Against	593	60.76%		115	467	10	1	0
Total Votes Cast	976	100.00%		181	773	21	1	0
Overvotes	0			0	0	0	0	0
Undervotes	93			19	69	5	0	0
Contest Totals	1,069			200	842	26	1	0

## PCT 074

### Plano ISD - Proposition B

Vote For 1

	TOTAL	VOTE %		Election Day	Early Voting	Ballot By Mail	Provisional Ballots	Limited Ballots
For	446	45.10%		80	348	18	0	0
Against	543	54.90%		102	434	6	1	0
Total Votes Cast	989	100.00%		182	782	24	1	0
Overvotes	0			0	0	0	0	0
Undervotes	80			18	60	2	0	0
Contest Totals	1,069			200	842	26	1	0

### Plano ISD - Proposition C

Vote For 1

	TOTAL	VOTE %		Election Day	Early Voting	Ballot By Mail	Provisional Ballots	Limited Ballots
For	425	44.00%		73	337	15	0	0
Against	541	56.00%		104	427	9	1	0
Total Votes Cast	966	100.00%		177	764	24	1	0
Overvotes	0			0	0	0	0	0
Undervotes	103			23	78	2	0	0
Contest Totals	1,069			200	842	26	1	0

### Plano ISD - Proposition D

Vote For 1

	TOTAL	VOTE %		Election Day	Early Voting	Ballot By Mail	Provisional Ballots	Limited Ballots
For	349	36.05%		61	278	10	0	0
Against	619	63.95%		115	489	14	1	0
Total Votes Cast	968	100.00%		176	767	24	1	0
Overvotes	0			0	0	0	0	0
Undervotes	101			24	75	2	0	0
Contest Totals	1,069			200	842	26	1	0

### Plano ISD - Proposition E

Vote For 1

	TOTAL	VOTE %		Election Day	Early Voting	Ballot By Mail	Provisional Ballots	Limited Ballots
For	304	31.54%		56	240	8	0	0
Against	660	68.46%		118	526	15	1	0
Total Votes Cast	964	100.00%		174	766	23	1	0
Overvotes	0			0	0	0	0	0
Undervotes	105			26	76	3	0	0
Contest Totals	1,069			200	842	26	1	0

## PCT 075

### U. S. Representative, District 4

Vote For 1

	TOTAL	VOTE %		Election Day	Early Voting	Ballot By Mail	Provisional Ballots	Limited Ballots
REP Pat Fallon	775	59.43%	<div style="width: 59.43%;"><div style="width: 59.43%;"></div></div>	163	568	40	4	0
DEM Iro Omere	501	38.42%	<div style="width: 38.42%;"><div style="width: 38.42%;"></div></div>	135	337	28	1	0
LIB John Simmons	28	2.15%	<div style="width: 2.15%;"><div style="width: 2.15%;"></div></div>	11	16	1	0	0
Total Votes Cast	1,304	100.00%	<div style="width: 100.00%;"><div style="width: 100.00%;"></div></div>	309	921	69	5	0
Overvotes	0			0	0	0	0	0
Undervotes	30			7	21	2	0	0
Contest Totals	1,334			316	942	71	5	0

### Governor

Vote For 1

	TOTAL	VOTE %		Election Day	Early Voting	Ballot By Mail	Provisional Ballots	Limited Ballots
REP Greg Abbott	772	58.13%	<div style="width: 58.13%;"><div style="width: 58.13%;"></div></div>	160	565	43	4	0
DEM Beto O'Rourke	535	40.29%	<div style="width: 40.29%;"><div style="width: 40.29%;"></div></div>	143	363	28	1	0
LIB Mark Tippetts	19	1.43%	<div style="width: 1.43%;"><div style="width: 1.43%;"></div></div>	10	9	0	0	0
GRN Delilah Barrios	1	0.08%	<div style="width: 0.08%;"><div style="width: 0.08%;"></div></div>	1	0	0	0	0
Write-In Totals	1	0.08%	<div style="width: 0.08%;"><div style="width: 0.08%;"></div></div>	1	0	0	0	0
Total Votes Cast	1,328	100.00%	<div style="width: 100.00%;"><div style="width: 100.00%;"></div></div>	315	937	71	5	0
Overvotes	0			0	0	0	0	0
Undervotes	6			1	5	0	0	0
Contest Totals	1,334			316	942	71	5	0

### Lieutenant Governor

Vote For 1

	TOTAL	VOTE %		Election Day	Early Voting	Ballot By Mail	Provisional Ballots	Limited Ballots
REP Dan Patrick	725	55.09%	<div style="width: 55.09%;"><div style="width: 55.09%;"></div></div>	151	533	38	3	0
DEM Mike Collier	559	42.48%	<div style="width: 42.48%;"><div style="width: 42.48%;"></div></div>	144	381	33	1	0
LIB Shanna Steele	32	2.43%	<div style="width: 2.43%;"><div style="width: 2.43%;"></div></div>	13	18	0	1	0
Total Votes Cast	1,316	100.00%	<div style="width: 100.00%;"><div style="width: 100.00%;"></div></div>	308	932	71	5	0
Overvotes	0			0	0	0	0	0
Undervotes	18			8	10	0	0	0
Contest Totals	1,334			316	942	71	5	0

### Attorney General

Vote For 1

	TOTAL	VOTE %		Election Day	Early Voting	Ballot By Mail	Provisional Ballots	Limited Ballots
REP Ken Paxton	703	54.08%	<div style="width: 54.08%;"><div style="width: 54.08%;"></div></div>	145	519	36	3	0
DEM Rochelle Mercedes Garza	554	42.62%	<div style="width: 42.62%;"><div style="width: 42.62%;"></div></div>	151	372	30	1	0
LIB Mark Ash	43	3.31%	<div style="width: 3.31%;"><div style="width: 3.31%;"></div></div>	11	29	2	1	0
Total Votes Cast	1,300	100.00%	<div style="width: 100.00%;"><div style="width: 100.00%;"></div></div>	307	920	68	5	0
Overvotes	0			0	0	0	0	0
Undervotes	34			9	22	3	0	0
Contest Totals	1,334			316	942	71	5	0



## PCT 075

### Comptroller of Public Accounts

Vote For 1

	TOTAL	VOTE %	Election Day	Early Voting	Ballot By Mail	Provisional Ballots	Limited Ballots
REP Glenn Hegar	792	60.78%	162	583	43	4	0
DEM Janet T. Dudding	484	37.14%	130	326	27	1	0
LIB V. Alonzo Echevarria-Garza	27	2.07%	13	14	0	0	0
Total Votes Cast	1,303	100.00%	305	923	70	5	0
Overvotes	0		0	0	0	0	0
Undervotes	31		11	19	1	0	0
Contest Totals	1,334		316	942	71	5	0

### Commissioner of the General Land Office

Vote For 1

	TOTAL	VOTE %	Election Day	Early Voting	Ballot By Mail	Provisional Ballots	Limited Ballots
REP Dawn Buckingham	779	59.92%	167	566	42	4	0
DEM Jay Kleberg	509	39.15%	132	347	29	1	0
GRN Alfred Molison, Jr	12	0.92%	7	5	0	0	0
Write-In Totals	0	0.00%	0	0	0	0	0
Total Votes Cast	1,300	100.00%	306	918	71	5	0
Overvotes	0		0	0	0	0	0
Undervotes	34		10	24	0	0	0
Contest Totals	1,334		316	942	71	5	0

### Commissioner of Agriculture

Vote For 1

	TOTAL	VOTE %	Election Day	Early Voting	Ballot By Mail	Provisional Ballots	Limited Ballots
REP Sid Miller	773	59.46%	164	565	40	4	0
DEM Susan Hays	527	40.54%	142	355	29	1	0
Total Votes Cast	1,300	100.00%	306	920	69	5	0
Overvotes	0		0	0	0	0	0
Undervotes	34		10	22	2	0	0
Contest Totals	1,334		316	942	71	5	0

### Railroad Commissioner

Vote For 1

	TOTAL	VOTE %	Election Day	Early Voting	Ballot By Mail	Provisional Ballots	Limited Ballots
REP Wayne Christian	760	58.64%	162	555	39	4	0
DEM Luke Warford	498	38.43%	124	342	31	1	0
LIB Jaime Andres Diez	30	2.31%	13	17	0	0	0
GRN Hunter Wayne Crow	8	0.62%	7	1	0	0	0
Total Votes Cast	1,296	100.00%	306	915	70	5	0
Overvotes	0		0	0	0	0	0
Undervotes	38		10	27	1	0	0
Contest Totals	1,334		316	942	71	5	0

**PCT 075**

**Justice, Supreme Court, Place 3**

Vote For 1

	TOTAL	VOTE %		Election Day	Early Voting	Ballot By Mail	Provisional Ballots	Limited Ballots
REP Debra Lehrmann	779	60.06%		160	575	40	4	0
DEM Erin A. Nowell	499	38.47%		137	333	28	1	0
LIB Thomas Edward Oxford	19	1.46%		9	9	1	0	0
Total Votes Cast	1,297	100.00%		306	917	69	5	0
Overvotes	0			0	0	0	0	0
Undervotes	37			10	25	2	0	0
Contest Totals	1,334			316	942	71	5	0

**Justice, Supreme Court, Place 5**

Vote For 1

	TOTAL	VOTE %		Election Day	Early Voting	Ballot By Mail	Provisional Ballots	Limited Ballots
REP Rebeca Huddle	794	61.50%		169	579	42	4	0
DEM Amanda Reichel	497	38.50%		137	332	27	1	0
Total Votes Cast	1,291	100.00%		306	911	69	5	0
Overvotes	0			0	0	0	0	0
Undervotes	43			10	31	2	0	0
Contest Totals	1,334			316	942	71	5	0

**Justice, Supreme Court, Place 9**

Vote For 1

	TOTAL	VOTE %		Election Day	Early Voting	Ballot By Mail	Provisional Ballots	Limited Ballots
REP Evan Young	782	60.67%		164	573	41	4	0
DEM Julia Maldonado	507	39.33%		141	337	28	1	0
Total Votes Cast	1,289	100.00%		305	910	69	5	0
Overvotes	0			0	0	0	0	0
Undervotes	45			11	32	2	0	0
Contest Totals	1,334			316	942	71	5	0

**Judge, Court of Criminal Appeals, Place 5**

Vote For 1

	TOTAL	VOTE %		Election Day	Early Voting	Ballot By Mail	Provisional Ballots	Limited Ballots
REP Scott Walker	784	61.01%		166	571	43	4	0
DEM Dana Huffman	501	38.99%		138	335	27	1	0
Total Votes Cast	1,285	100.00%		304	906	70	5	0
Overvotes	0			0	0	0	0	0
Undervotes	49			12	36	1	0	0
Contest Totals	1,334			316	942	71	5	0

**PCT 075**

**Judge, Court of Criminal Appeals, Place 6**

Vote For 1

	TOTAL	VOTE %		Election Day	Early Voting	Ballot By Mail	Provisional Ballots	Limited Ballots
REP Jesse F. McClure, III	780	61.08%		166	569	41	4	0
DEM Robert Johnson	497	38.92%		138	330	28	1	0
Total Votes Cast	1,277	100.00%		304	899	69	5	0
Overvotes	0			0	0	0	0	0
Undervotes	57			12	43	2	0	0
Contest Totals	1,334			316	942	71	5	0

**Member, State Board of Education, District 12 CCD**

Vote For 1

	TOTAL	VOTE %		Election Day	Early Voting	Ballot By Mail	Provisional Ballots	Limited Ballots
REP Pam Little	769	59.84%		159	566	40	4	0
DEM Alex Cornwallis	481	37.43%		132	321	27	1	0
LIB Christy Mowrey	35	2.72%		13	20	2	0	0
Write-In Totals	0	0.00%		0	0	0	0	0
Total Votes Cast	1,285	100.00%		304	907	69	5	0
Overvotes	0			0	0	0	0	0
Undervotes	49			12	35	2	0	0
Contest Totals	1,334			316	942	71	5	0

**State Senator, District 8**

Vote For 1

	TOTAL	VOTE %		Election Day	Early Voting	Ballot By Mail	Provisional Ballots	Limited Ballots
REP Angela Paxton	734	57.21%		158	537	35	4	0
DEM Jonathan Cocks	518	40.37%		131	354	32	1	0
LIB Edward Kless	31	2.42%		12	17	2	0	0
Total Votes Cast	1,283	100.00%		301	908	69	5	0
Overvotes	0			0	0	0	0	0
Undervotes	51			15	34	2	0	0
Contest Totals	1,334			316	942	71	5	0

**State Representative, District 66**

Vote For 1

	TOTAL	VOTE %		Election Day	Early Voting	Ballot By Mail	Provisional Ballots	Limited Ballots
REP Matt Shaheen	798	61.72%		172	579	43	4	0
DEM Jesse Ringness	495	38.28%		134	332	28	1	0
Total Votes Cast	1,293	100.00%		306	911	71	5	0
Overvotes	0			0	0	0	0	0
Undervotes	41			10	31	0	0	0
Contest Totals	1,334			316	942	71	5	0

## PCT 075

### Justice, 5th Court of Appeals District, Place 4

Vote For 1

	TOTAL	VOTE %	Election Day	Early Voting	Ballot By Mail	Provisional Ballots	Limited Ballots
REP Emily A. Miskel	781	61.59%	165	575	37	4	0
DEM Maricela Moore	487	38.41%	138	323	25	1	0
Total Votes Cast	1,268	100.00%	303	898	62	5	0
Overvotes	0		0	0	0	0	0
Undervotes	66		13	44	9	0	0
Contest Totals	1,334		316	942	71	5	0

### Justice, 5th Court of Appeals District, Place 7

Vote For 1

	TOTAL	VOTE %	Election Day	Early Voting	Ballot By Mail	Provisional Ballots	Limited Ballots
REP Kristina Williams	773	60.91%	165	566	38	4	0
DEM Nancy Kennedy	496	39.09%	138	333	24	1	0
Total Votes Cast	1,269	100.00%	303	899	62	5	0
Overvotes	0		0	0	0	0	0
Undervotes	65		13	43	9	0	0
Contest Totals	1,334		316	942	71	5	0

### County Judge CCD

Vote For 1

	TOTAL	VOTE %	Election Day	Early Voting	Ballot By Mail	Provisional Ballots	Limited Ballots
REP Chris Hill	778	60.54%	162	571	41	4	0
DEM Joshua Murray	507	39.46%	142	340	24	1	0
Total Votes Cast	1,285	100.00%	304	911	65	5	0
Overvotes	0		0	0	0	0	0
Undervotes	49		12	31	6	0	0
Contest Totals	1,334		316	942	71	5	0

### District Clerk CCD

Vote For 1

	TOTAL	VOTE %	Election Day	Early Voting	Ballot By Mail	Provisional Ballots	Limited Ballots
REP Mike Gould	779	61.48%	164	573	38	4	0
DEM David Brignac	488	38.52%	136	326	25	1	0
Total Votes Cast	1,267	100.00%	300	899	63	5	0
Overvotes	0		0	0	0	0	0
Undervotes	67		16	43	8	0	0
Contest Totals	1,334		316	942	71	5	0

## PCT 075

### County Commissioner, Precinct 4

Vote For 1

	TOTAL	VOTE %		Election Day	Early Voting	Ballot By Mail	Provisional Ballots	Limited Ballots
REP Duncan Webb	797	62.41%		165	587	41	4	0
DEM Jeffrey Williams	480	37.59%		136	320	23	1	0
Total Votes Cast	1,277	100.00%		301	907	64	5	0
Overvotes	0			0	0	0	0	0
Undervotes	57			15	35	7	0	0
Contest Totals	1,334			316	942	71	5	0

### Justice of the Peace, Precinct 4

Vote For 1

	TOTAL	VOTE %		Election Day	Early Voting	Ballot By Mail	Provisional Ballots	Limited Ballots
REP Vincent Venegoni	768	60.86%		162	565	37	4	0
DEM Adam Kern	494	39.14%		142	327	24	1	0
Total Votes Cast	1,262	100.00%		304	892	61	5	0
Overvotes	0			0	0	0	0	0
Undervotes	72			12	50	10	0	0
Contest Totals	1,334			316	942	71	5	0

### Plano ISD - Proposition A

Vote For 1

	TOTAL	VOTE %		Election Day	Early Voting	Ballot By Mail	Provisional Ballots	Limited Ballots
For	609	49.51%		140	432	33	4	0
Against	621	50.49%		155	440	25	1	0
Total Votes Cast	1,230	100.00%		295	872	58	5	0
Overvotes	0			0	0	0	0	0
Undervotes	104			21	70	13	0	0
Contest Totals	1,334			316	942	71	5	0

### Plano ISD - Proposition B

Vote For 1

	TOTAL	VOTE %		Election Day	Early Voting	Ballot By Mail	Provisional Ballots	Limited Ballots
For	665	53.93%		156	473	33	3	0
Against	568	46.07%		140	400	26	2	0
Total Votes Cast	1,233	100.00%		296	873	59	5	0
Overvotes	0			0	0	0	0	0
Undervotes	101			20	69	12	0	0
Contest Totals	1,334			316	942	71	5	0

## PCT 075

### Plano ISD - Proposition C

Vote For 1

	TOTAL	VOTE %		Election Day	Early Voting	Ballot By Mail	Provisional Ballots	Limited Ballots
For	676	55.23%		158	480	34	4	0
Against	548	44.77%		136	387	24	1	0
Total Votes Cast	1,224	100.00%		294	867	58	5	0
Overvotes	0			0	0	0	0	0
Undervotes	110			22	75	13	0	0
Contest Totals	1,334			316	942	71	5	0

### Plano ISD - Proposition D

Vote For 1

	TOTAL	VOTE %		Election Day	Early Voting	Ballot By Mail	Provisional Ballots	Limited Ballots
For	564	46.12%		129	408	23	4	0
Against	659	53.88%		163	459	36	1	0
Total Votes Cast	1,223	100.00%		292	867	59	5	0
Overvotes	0			0	0	0	0	0
Undervotes	111			24	75	12	0	0
Contest Totals	1,334			316	942	71	5	0

### Plano ISD - Proposition E

Vote For 1

	TOTAL	VOTE %		Election Day	Early Voting	Ballot By Mail	Provisional Ballots	Limited Ballots
For	521	42.43%		112	384	21	4	0
Against	707	57.57%		183	485	38	1	0
Total Votes Cast	1,228	100.00%		295	869	59	5	0
Overvotes	0			0	0	0	0	0
Undervotes	106			21	73	12	0	0
Contest Totals	1,334			316	942	71	5	0

## PCT 076

### U. S. Representative District 3

Vote For 1

	TOTAL	VOTE %	Election Day	Early Voting	Ballot By Mail	Provisional Ballots	Limited Ballots
REP Keith Self	1,070	56.02%	219	808	43	0	0
DEM Sandeep Srivastava	801	41.94%	154	612	34	1	0
LIB Christopher Claytor	39	2.04%	11	28	0	0	0
Total Votes Cast	1,910	100.00%	384	1,448	77	1	0
Overvotes	0		0	0	0	0	0
Undervotes	42		11	29	2	0	0
Contest Totals	1,952		395	1,477	79	1	0

### Governor

Vote For 1

	TOTAL	VOTE %	Election Day	Early Voting	Ballot By Mail	Provisional Ballots	Limited Ballots
REP Greg Abbott	1,055	54.52%	216	797	42	0	0
DEM Beto O'Rourke	858	44.34%	174	648	35	1	0
LIB Mark Tippetts	19	0.98%	3	16	0	0	0
GRN Delilah Barrios	2	0.10%	0	2	0	0	0
Write-In Totals	1	0.05%	1	0	0	0	0
Total Votes Cast	1,935	100.00%	394	1,463	77	1	0
Overvotes	0		0	0	0	0	0
Undervotes	17		1	14	2	0	0
Contest Totals	1,952		395	1,477	79	1	0

### Lieutenant Governor

Vote For 1

	TOTAL	VOTE %	Election Day	Early Voting	Ballot By Mail	Provisional Ballots	Limited Ballots
REP Dan Patrick	1,005	52.21%	210	756	39	0	0
DEM Mike Collier	878	45.61%	173	668	36	1	0
LIB Shanna Steele	42	2.18%	8	34	0	0	0
Total Votes Cast	1,925	100.00%	391	1,458	75	1	0
Overvotes	0		0	0	0	0	0
Undervotes	27		4	19	4	0	0
Contest Totals	1,952		395	1,477	79	1	0

### Attorney General

Vote For 1

	TOTAL	VOTE %	Election Day	Early Voting	Ballot By Mail	Provisional Ballots	Limited Ballots
REP Ken Paxton	992	51.88%	212	742	38	0	0
DEM Rochelle Mercedes Garza	862	45.08%	171	654	36	1	0
LIB Mark Ash	58	3.03%	8	50	0	0	0
Total Votes Cast	1,912	100.00%	391	1,446	74	1	0
Overvotes	0		0	0	0	0	0
Undervotes	40		4	31	5	0	0
Contest Totals	1,952		395	1,477	79	1	0

**PCT 076**

**Comptroller of Public Accounts**

Vote For 1

	TOTAL	VOTE %	Election Day	Early Voting	Ballot By Mail	Provisional Ballots	Limited Ballots
REP Glenn Hegar	1,097	57.65%	219	833	45	0	0
DEM Janet T. Dudding	771	40.52%	152	587	31	1	0
LIB V. Alonzo Echevarria-Garza	35	1.84%	14	20	1	0	0
Total Votes Cast	1,903	100.00%	385	1,440	77	1	0
Overvotes	0		0	0	0	0	0
Undervotes	49		10	37	2	0	0
Contest Totals	1,952		395	1,477	79	1	0

**Commissioner of the General Land Office**

Vote For 1

	TOTAL	VOTE %	Election Day	Early Voting	Ballot By Mail	Provisional Ballots	Limited Ballots
REP Dawn Buckingham	1,063	56.36%	221	800	42	0	0
DEM Jay Kleberg	798	42.31%	154	608	35	1	0
GRN Alfred Molison, Jr	24	1.27%	7	17	0	0	0
Write-In Totals	1	0.05%	0	1	0	0	0
Total Votes Cast	1,886	100.00%	382	1,426	77	1	0
Overvotes	0		0	0	0	0	0
Undervotes	66		13	51	2	0	0
Contest Totals	1,952		395	1,477	79	1	0

**Commissioner of Agriculture**

Vote For 1

	TOTAL	VOTE %	Election Day	Early Voting	Ballot By Mail	Provisional Ballots	Limited Ballots
REP Sid Miller	1,065	56.17%	219	806	40	0	0
DEM Susan Hays	831	43.83%	160	633	37	1	0
Total Votes Cast	1,896	100.00%	379	1,439	77	1	0
Overvotes	0		0	0	0	0	0
Undervotes	56		16	38	2	0	0
Contest Totals	1,952		395	1,477	79	1	0

**Railroad Commissioner**

Vote For 1

	TOTAL	VOTE %	Election Day	Early Voting	Ballot By Mail	Provisional Ballots	Limited Ballots
REP Wayne Christian	1,047	55.31%	214	793	40	0	0
DEM Luke Warford	784	41.42%	144	604	35	1	0
LIB Jaime Andres Diez	37	1.95%	13	24	0	0	0
GRN Hunter Wayne Crow	25	1.32%	11	14	0	0	0
Total Votes Cast	1,893	100.00%	382	1,435	75	1	0
Overvotes	0		0	0	0	0	0
Undervotes	59		13	42	4	0	0
Contest Totals	1,952		395	1,477	79	1	0



**PCT 076**

**Justice, Supreme Court, Place 3**

Vote For 1

	TOTAL	VOTE %		Election Day	Early Voting	Ballot By Mail	Provisional Ballots	Limited Ballots
REP Debra Lehrmann	1,075	57.09%		217	815	43	0	0
DEM Erin A. Nowell	777	41.26%		153	590	33	1	0
LIB Thomas Edward Oxford	31	1.65%		11	20	0	0	0
Total Votes Cast	1,883	100.00%		381	1,425	76	1	0
Overvotes	0			0	0	0	0	0
Undervotes	69			14	52	3	0	0
Contest Totals	1,952			395	1,477	79	1	0

**Justice, Supreme Court, Place 5**

Vote For 1

	TOTAL	VOTE %		Election Day	Early Voting	Ballot By Mail	Provisional Ballots	Limited Ballots
REP Rebeca Huddle	1,084	57.81%		219	822	43	0	0
DEM Amanda Reichel	791	42.19%		160	598	32	1	0
Total Votes Cast	1,875	100.00%		379	1,420	75	1	0
Overvotes	0			0	0	0	0	0
Undervotes	77			16	57	4	0	0
Contest Totals	1,952			395	1,477	79	1	0

**Justice, Supreme Court, Place 9**

Vote For 1

	TOTAL	VOTE %		Election Day	Early Voting	Ballot By Mail	Provisional Ballots	Limited Ballots
REP Evan Young	1,067	57.03%		216	809	42	0	0
DEM Julia Maldonado	804	42.97%		163	608	32	1	0
Total Votes Cast	1,871	100.00%		379	1,417	74	1	0
Overvotes	0			0	0	0	0	0
Undervotes	81			16	60	5	0	0
Contest Totals	1,952			395	1,477	79	1	0

**Judge, Court of Criminal Appeals, Place 5**

Vote For 1

	TOTAL	VOTE %		Election Day	Early Voting	Ballot By Mail	Provisional Ballots	Limited Ballots
REP Scott Walker	1,062	57.19%		216	804	42	0	0
DEM Dana Huffman	795	42.81%		159	603	32	1	0
Total Votes Cast	1,857	100.00%		375	1,407	74	1	0
Overvotes	0			0	0	0	0	0
Undervotes	95			20	70	5	0	0
Contest Totals	1,952			395	1,477	79	1	0

**PCT 076**

**Judge, Court of Criminal Appeals, Place 6**

Vote For 1

	TOTAL	VOTE %		Election Day	Early Voting	Ballot By Mail	Provisional Ballots	Limited Ballots
REP Jesse F. McClure, III	1,065	57.57%		214	810	41	0	0
DEM Robert Johnson	785	42.43%		160	591	33	1	0
Total Votes Cast	1,850	100.00%		374	1,401	74	1	0
Overvotes	0			0	0	0	0	0
Undervotes	102			21	76	5	0	0
Contest Totals	1,952			395	1,477	79	1	0

**Member, State Board of Education, District 12 CCD**

Vote For 1

	TOTAL	VOTE %		Election Day	Early Voting	Ballot By Mail	Provisional Ballots	Limited Ballots
REP Pam Little	1,064	56.84%		213	807	44	0	0
DEM Alex Cornwallis	754	40.28%		148	573	32	1	0
LIB Christy Mowrey	53	2.83%		16	37	0	0	0
Write-In Totals	1	0.05%		0	1	0	0	0
Total Votes Cast	1,872	100.00%		377	1,418	76	1	0
Overvotes	0			0	0	0	0	0
Undervotes	80			18	59	3	0	0
Contest Totals	1,952			395	1,477	79	1	0

**State Senator, District 8**

Vote For 1

	TOTAL	VOTE %		Election Day	Early Voting	Ballot By Mail	Provisional Ballots	Limited Ballots
REP Angela Paxton	1,004	53.55%		209	757	38	0	0
DEM Jonathan Cocks	817	43.57%		159	621	36	1	0
LIB Edward Kless	54	2.88%		13	41	0	0	0
Total Votes Cast	1,875	100.00%		381	1,419	74	1	0
Overvotes	0			0	0	0	0	0
Undervotes	77			14	58	5	0	0
Contest Totals	1,952			395	1,477	79	1	0

**State Representative, District 70**

Vote For 1

	TOTAL	VOTE %		Election Day	Early Voting	Ballot By Mail	Provisional Ballots	Limited Ballots
REP Jamee Jolly	1,075	57.49%		214	817	44	0	0
DEM Mihaela Elizabeth Plesa	795	42.51%		163	598	33	1	0
Total Votes Cast	1,870	100.00%		377	1,415	77	1	0
Overvotes	0			0	0	0	0	0
Undervotes	82			18	62	2	0	0
Contest Totals	1,952			395	1,477	79	1	0

**PCT 076**

**Justice, 5th Court of Appeals District, Place 4**

Vote For 1

	TOTAL	VOTE %		Election Day	Early Voting	Ballot By Mail	Provisional Ballots	Limited Ballots
REP Emily A. Miskel	1,068	57.76%		217	812	39	0	0
DEM Maricela Moore	781	42.24%		159	587	34	1	0
Total Votes Cast	1,849	100.00%		376	1,399	73	1	0
Overvotes	0			0	0	0	0	0
Undervotes	103			19	78	6	0	0
Contest Totals	1,952			395	1,477	79	1	0

**Justice, 5th Court of Appeals District, Place 7**

Vote For 1

	TOTAL	VOTE %		Election Day	Early Voting	Ballot By Mail	Provisional Ballots	Limited Ballots
REP Kristina Williams	1,064	57.39%		219	806	39	0	0
DEM Nancy Kennedy	790	42.61%		157	598	34	1	0
Total Votes Cast	1,854	100.00%		376	1,404	73	1	0
Overvotes	0			0	0	0	0	0
Undervotes	98			19	73	6	0	0
Contest Totals	1,952			395	1,477	79	1	0

**County Judge CCD**

Vote For 1

	TOTAL	VOTE %		Election Day	Early Voting	Ballot By Mail	Provisional Ballots	Limited Ballots
REP Chris Hill	1,059	56.84%		217	801	41	0	0
DEM Joshua Murray	804	43.16%		161	609	33	1	0
Total Votes Cast	1,863	100.00%		378	1,410	74	1	0
Overvotes	0			0	0	0	0	0
Undervotes	89			17	67	5	0	0
Contest Totals	1,952			395	1,477	79	1	0

**District Clerk CCD**

Vote For 1

	TOTAL	VOTE %		Election Day	Early Voting	Ballot By Mail	Provisional Ballots	Limited Ballots
REP Mike Gould	1,075	57.98%		223	812	40	0	0
DEM David Brignac	779	42.02%		154	592	32	1	0
Total Votes Cast	1,854	100.00%		377	1,404	72	1	0
Overvotes	0			0	0	0	0	0
Undervotes	98			18	73	7	0	0
Contest Totals	1,952			395	1,477	79	1	0

**PCT 076**

**County Commissioner, Precinct 4**

Vote For 1

	TOTAL	VOTE %		Election Day	Early Voting	Ballot By Mail	Provisional Ballots	Limited Ballots
REP Duncan Webb	1,100	59.01%		222	836	42	0	0
DEM Jeffrey Williams	764	40.99%		151	580	32	1	0
Total Votes Cast	1,864	100.00%		373	1,416	74	1	0
Overvotes	0			0	0	0	0	0
Undervotes	88			22	61	5	0	0
Contest Totals	1,952			395	1,477	79	1	0

**Justice of the Peace, Precinct 3**

Vote For 1

	TOTAL	VOTE %		Election Day	Early Voting	Ballot By Mail	Provisional Ballots	Limited Ballots
REP Mike Missildine	1,079	58.20%		222	817	40	0	0
DEM Irvin Lynn Barrett	775	41.80%		154	588	32	1	0
Total Votes Cast	1,854	100.00%		376	1,405	72	1	0
Overvotes	0			0	0	0	0	0
Undervotes	98			19	72	7	0	0
Contest Totals	1,952			395	1,477	79	1	0

**Plano ISD - Proposition A**

Vote For 1

	TOTAL	VOTE %		Election Day	Early Voting	Ballot By Mail	Provisional Ballots	Limited Ballots
For	955	52.21%		179	731	45	0	0
Against	874	47.79%		181	668	25	0	0
Total Votes Cast	1,829	100.00%		360	1,399	70	0	0
Overvotes	0			0	0	0	0	0
Undervotes	123			35	78	9	1	0
Contest Totals	1,952			395	1,477	79	1	0

**Plano ISD - Proposition B**

Vote For 1

	TOTAL	VOTE %		Election Day	Early Voting	Ballot By Mail	Provisional Ballots	Limited Ballots
For	1,060	57.48%		197	819	44	0	0
Against	784	42.52%		165	594	25	0	0
Total Votes Cast	1,844	100.00%		362	1,413	69	0	0
Overvotes	0			0	0	0	0	0
Undervotes	108			33	64	10	1	0
Contest Totals	1,952			395	1,477	79	1	0

## PCT 076

### Plano ISD - Proposition C

Vote For 1

	TOTAL	VOTE %		Election Day	Early Voting	Ballot By Mail	Provisional Ballots	Limited Ballots
For	1,075	58.78%		201	830	44	0	0
Against	754	41.22%		159	570	25	0	0
Total Votes Cast	1,829	100.00%		360	1,400	69	0	0
Overvotes	0			0	0	0	0	0
Undervotes	123			35	77	10	1	0
Contest Totals	1,952			395	1,477	79	1	0

### Plano ISD - Proposition D

Vote For 1

	TOTAL	VOTE %		Election Day	Early Voting	Ballot By Mail	Provisional Ballots	Limited Ballots
For	919	50.14%		176	706	37	0	0
Against	914	49.86%		184	697	33	0	0
Total Votes Cast	1,833	100.00%		360	1,403	70	0	0
Overvotes	0			0	0	0	0	0
Undervotes	119			35	74	9	1	0
Contest Totals	1,952			395	1,477	79	1	0

### Plano ISD - Proposition E

Vote For 1

	TOTAL	VOTE %		Election Day	Early Voting	Ballot By Mail	Provisional Ballots	Limited Ballots
For	880	48.01%		172	672	36	0	0
Against	953	51.99%		187	732	34	0	0
Total Votes Cast	1,833	100.00%		359	1,404	70	0	0
Overvotes	0			0	0	0	0	0
Undervotes	119			36	73	9	1	0
Contest Totals	1,952			395	1,477	79	1	0

**PCT 077**

**U. S. Representative, District 4**

Vote For 1

	TOTAL	VOTE %	Election Day	Early Voting	Ballot By Mail	Provisional Ballots	Limited Ballots
REP Pat Fallon	788	42.99%	230	535	22	1	0
DEM Iro Omere	993	54.17%	245	709	38	1	0
LIB John Simmons	52	2.84%	23	29	0	0	0
Total Votes Cast	1,833	100.00%	498	1,273	60	2	0
Overvotes	0		0	0	0	0	0
Undervotes	31		6	22	3	0	0
Contest Totals	1,864		504	1,295	63	2	0

**Governor**

Vote For 1

	TOTAL	VOTE %	Election Day	Early Voting	Ballot By Mail	Provisional Ballots	Limited Ballots
REP Greg Abbott	787	42.31%	228	537	21	1	0
DEM Beto O'Rourke	1,055	56.72%	268	744	42	1	0
LIB Mark Tippetts	14	0.75%	7	7	0	0	0
GRN Delilah Barrios	3	0.16%	0	3	0	0	0
Write-In Totals	1	0.05%	0	1	0	0	0
Total Votes Cast	1,860	100.00%	503	1,292	63	2	0
Overvotes	0		0	0	0	0	0
Undervotes	4		1	3	0	0	0
Contest Totals	1,864		504	1,295	63	2	0

**Lieutenant Governor**

Vote For 1

	TOTAL	VOTE %	Election Day	Early Voting	Ballot By Mail	Provisional Ballots	Limited Ballots
REP Dan Patrick	740	40.24%	222	498	19	1	0
DEM Mike Collier	1,055	57.37%	262	749	44	0	0
LIB Shanna Steele	44	2.39%	14	30	0	0	0
Total Votes Cast	1,839	100.00%	498	1,277	63	1	0
Overvotes	0		0	0	0	0	0
Undervotes	25		6	18	0	1	0
Contest Totals	1,864		504	1,295	63	2	0

**Attorney General**

Vote For 1

	TOTAL	VOTE %	Election Day	Early Voting	Ballot By Mail	Provisional Ballots	Limited Ballots
REP Ken Paxton	734	40.02%	225	490	18	1	0
DEM Rochelle Mercedes Garza	1,038	56.60%	254	742	42	0	0
LIB Mark Ash	62	3.38%	19	41	2	0	0
Total Votes Cast	1,834	100.00%	498	1,273	62	1	0
Overvotes	0		0	0	0	0	0
Undervotes	30		6	22	1	1	0
Contest Totals	1,864		504	1,295	63	2	0

**PCT 077**

**Comptroller of Public Accounts**

Vote For 1

	TOTAL	VOTE %	Election Day	Early Voting	Ballot By Mail	Provisional Ballots	Limited Ballots
REP Glenn Hegar	811	44.44%	236	552	22	1	0
DEM Janet T. Dudding	967	52.99%	237	691	39	0	0
LIB V. Alonzo Echevarria-Garza	47	2.58%	22	25	0	0	0
Total Votes Cast	1,825	100.00%	495	1,268	61	1	0
Overvotes	0		0	0	0	0	0
Undervotes	39		9	27	2	1	0
Contest Totals	1,864		504	1,295	63	2	0

**Commissioner of the General Land Office**

Vote For 1

	TOTAL	VOTE %	Election Day	Early Voting	Ballot By Mail	Provisional Ballots	Limited Ballots
REP Dawn Buckingham	785	42.97%	232	532	20	1	0
DEM Jay Kleberg	1,009	55.23%	246	722	41	0	0
GRN Alfred Molison, Jr	31	1.70%	12	18	1	0	0
Write-In Totals	2	0.11%	1	1	0	0	0
Total Votes Cast	1,827	100.00%	491	1,273	62	1	0
Overvotes	0		0	0	0	0	0
Undervotes	37		13	22	1	1	0
Contest Totals	1,864		504	1,295	63	2	0

**Commissioner of Agriculture**

Vote For 1

	TOTAL	VOTE %	Election Day	Early Voting	Ballot By Mail	Provisional Ballots	Limited Ballots
REP Sid Miller	791	43.51%	233	537	20	1	0
DEM Susan Hays	1,027	56.49%	257	727	42	1	0
Total Votes Cast	1,818	100.00%	490	1,264	62	2	0
Overvotes	0		0	0	0	0	0
Undervotes	46		14	31	1	0	0
Contest Totals	1,864		504	1,295	63	2	0

**Railroad Commissioner**

Vote For 1

	TOTAL	VOTE %	Election Day	Early Voting	Ballot By Mail	Provisional Ballots	Limited Ballots
REP Wayne Christian	780	42.81%	227	531	21	1	0
DEM Luke Warford	976	53.57%	239	697	40	0	0
LIB Jaime Andres Diez	46	2.52%	21	25	0	0	0
GRN Hunter Wayne Crow	20	1.10%	5	14	1	0	0
Total Votes Cast	1,822	100.00%	492	1,267	62	1	0
Overvotes	0		0	0	0	0	0
Undervotes	42		12	28	1	1	0
Contest Totals	1,864		504	1,295	63	2	0

**PCT 077**

**Justice, Supreme Court, Place 3**

Vote For 1

	TOTAL	VOTE %	Election Day	Early Voting	Ballot By Mail	Provisional Ballots	Limited Ballots
REP Debra Lehrmann	805	44.21%	238	544	22	1	0
DEM Erin A. Nowell	979	53.76%	240	700	39	0	0
LIB Thomas Edward Oxford	37	2.03%	15	21	1	0	0
Total Votes Cast	1,821	100.00%	493	1,265	62	1	0
Overvotes	0		0	0	0	0	0
Undervotes	43		11	30	1	1	0
Contest Totals	1,864		504	1,295	63	2	0

**Justice, Supreme Court, Place 5**

Vote For 1

	TOTAL	VOTE %	Election Day	Early Voting	Ballot By Mail	Provisional Ballots	Limited Ballots
REP Rebeca Huddle	819	45.07%	242	552	24	1	0
DEM Amanda Reichel	998	54.93%	248	713	37	0	0
Total Votes Cast	1,817	100.00%	490	1,265	61	1	0
Overvotes	0		0	0	0	0	0
Undervotes	47		14	30	2	1	0
Contest Totals	1,864		504	1,295	63	2	0

**Justice, Supreme Court, Place 9**

Vote For 1

	TOTAL	VOTE %	Election Day	Early Voting	Ballot By Mail	Provisional Ballots	Limited Ballots
REP Evan Young	816	45.06%	240	551	24	1	0
DEM Julia Maldonado	995	54.94%	247	710	38	0	0
Total Votes Cast	1,811	100.00%	487	1,261	62	1	0
Overvotes	0		0	0	0	0	0
Undervotes	53		17	34	1	1	0
Contest Totals	1,864		504	1,295	63	2	0

**Judge, Court of Criminal Appeals, Place 5**

Vote For 1

	TOTAL	VOTE %	Election Day	Early Voting	Ballot By Mail	Provisional Ballots	Limited Ballots
REP Scott Walker	810	45.00%	240	548	21	1	0
DEM Dana Huffman	990	55.00%	246	705	39	0	0
Total Votes Cast	1,800	100.00%	486	1,253	60	1	0
Overvotes	0		0	0	0	0	0
Undervotes	64		18	42	3	1	0
Contest Totals	1,864		504	1,295	63	2	0



**PCT 077**

**Judge, Court of Criminal Appeals, Place 6**

Vote For 1

	TOTAL	VOTE %		Election Day	Early Voting	Ballot By Mail	Provisional Ballots	Limited Ballots
REP Jesse F. McClure, III	805	44.75%		237	546	21	1	0
DEM Robert Johnson	994	55.25%		247	707	40	0	0
Total Votes Cast	1,799	100.00%		484	1,253	61	1	0
Overvotes	0			0	0	0	0	0
Undervotes	65			20	42	2	1	0
Contest Totals	1,864			504	1,295	63	2	0

**Member, State Board of Education, District 12 CCD**

Vote For 1

	TOTAL	VOTE %		Election Day	Early Voting	Ballot By Mail	Provisional Ballots	Limited Ballots
REP Pam Little	789	43.66%		233	534	21	1	0
DEM Alex Cornwallis	972	53.79%		234	698	40	0	0
LIB Christy Mowrey	44	2.44%		17	27	0	0	0
Write-In Totals	2	0.11%		1	1	0	0	0
Total Votes Cast	1,807	100.00%		485	1,260	61	1	0
Overvotes	0			0	0	0	0	0
Undervotes	57			19	35	2	1	0
Contest Totals	1,864			504	1,295	63	2	0

**State Senator, District 8**

Vote For 1

	TOTAL	VOTE %		Election Day	Early Voting	Ballot By Mail	Provisional Ballots	Limited Ballots
REP Angela Paxton	750	41.37%		231	500	18	1	0
DEM Jonathan Cocks	1,015	55.98%		244	728	43	0	0
LIB Edward Kless	48	2.65%		12	34	2	0	0
Total Votes Cast	1,813	100.00%		487	1,262	63	1	0
Overvotes	0			0	0	0	0	0
Undervotes	51			17	33	0	1	0
Contest Totals	1,864			504	1,295	63	2	0

**State Representative, District 67**

Vote For 1

	TOTAL	VOTE %		Election Day	Early Voting	Ballot By Mail	Provisional Ballots	Limited Ballots
REP Jeff Leach	816	45.18%		237	556	22	1	0
DEM Kevin Morris	990	54.82%		245	706	39	0	0
Total Votes Cast	1,806	100.00%		482	1,262	61	1	0
Overvotes	0			0	0	0	0	0
Undervotes	58			22	33	2	1	0
Contest Totals	1,864			504	1,295	63	2	0

**PCT 077**

**Justice, 5th Court of Appeals District, Place 4**

Vote For 1

	TOTAL	VOTE %	Election Day	Early Voting	Ballot By Mail	Provisional Ballots	Limited Ballots
REP Emily A. Miskel	809	45.12%	236	550	22	1	0
DEM Maricela Moore	984	54.88%	245	700	39	0	0
Total Votes Cast	1,793	100.00%	481	1,250	61	1	0
Overvotes	0		0	0	0	0	0
Undervotes	71		23	45	2	1	0
Contest Totals	1,864		504	1,295	63	2	0

**Justice, 5th Court of Appeals District, Place 7**

Vote For 1

	TOTAL	VOTE %	Election Day	Early Voting	Ballot By Mail	Provisional Ballots	Limited Ballots
REP Kristina Williams	806	44.85%	238	545	22	1	0
DEM Nancy Kennedy	991	55.15%	244	709	38	0	0
Total Votes Cast	1,797	100.00%	482	1,254	60	1	0
Overvotes	0		0	0	0	0	0
Undervotes	67		22	41	3	1	0
Contest Totals	1,864		504	1,295	63	2	0

**County Judge CCD**

Vote For 1

	TOTAL	VOTE %	Election Day	Early Voting	Ballot By Mail	Provisional Ballots	Limited Ballots
REP Chris Hill	812	44.96%	241	550	20	1	0
DEM Joshua Murray	994	55.04%	245	707	42	0	0
Total Votes Cast	1,806	100.00%	486	1,257	62	1	0
Overvotes	0		0	0	0	0	0
Undervotes	58		18	38	1	1	0
Contest Totals	1,864		504	1,295	63	2	0

**District Clerk CCD**




Vote For 1

	TOTAL	VOTE %	Election Day	Early Voting	Ballot By Mail	Provisional Ballots	Limited Ballots
REP Mike Gould	813	45.22%	240	551	21	1	0
DEM David Brignac	985	54.78%	244	701	40	0	0
Total Votes Cast	1,798	100.00%	484	1,252	61	1	0
Overvotes	0		0	0	0	0	0
Undervotes	66		20	43	2	1	0
Contest Totals	1,864		504	1,295	63	2	0

**PCT 077**




**County Commissioner, Precinct 4**

Vote For 1

	TOTAL	VOTE %		Election Day	Early Voting	Ballot By Mail	Provisional Ballots	Limited Ballots
REP Duncan Webb	819	45.37%		236	561	21	1	0
DEM Jeffrey Williams	986	54.63%		251	695	40	0	0
Total Votes Cast	1,805	100.00%		487	1,256	61	1	0
Overvotes	0			0	0	0	0	0
Undervotes	59			17	39	2	1	0
Contest Totals	1,864			504	1,295	63	2	0




**Justice of the Peace, Precinct 3**

Vote For 1

	TOTAL	VOTE %		Election Day	Early Voting	Ballot By Mail	Provisional Ballots	Limited Ballots
REP Mike Missildine	800	44.42%		230	548	21	1	0
DEM Irvin Lynn Barrett	1,001	55.58%		255	706	40	0	0
Total Votes Cast	1,801	100.00%		485	1,254	61	1	0
Overvotes	0			0	0	0	0	0
Undervotes	63			19	41	2	1	0
Contest Totals	1,864			504	1,295	63	2	0




**Plano ISD - Proposition A**

Vote For 1

	TOTAL	VOTE %		Election Day	Early Voting	Ballot By Mail	Provisional Ballots	Limited Ballots
For	895	51.58%		226	639	29	1	0
Against	840	48.42%		236	574	29	1	0
Total Votes Cast	1,735	100.00%		462	1,213	58	2	0
Overvotes	0			0	0	0	0	0
Undervotes	129			42	82	5	0	0
Contest Totals	1,864			504	1,295	63	2	0

**Plano ISD - Proposition B**

Vote For 1

	TOTAL	VOTE %		Election Day	Early Voting	Ballot By Mail	Provisional Ballots	Limited Ballots
For	950	54.57%		253	670	26	1	0
Against	791	45.43%		209	549	32	1	0
Total Votes Cast	1,741	100.00%		462	1,219	58	2	0
Overvotes	0			0	0	0	0	0
Undervotes	123			42	76	5	0	0
Contest Totals	1,864			504	1,295	63	2	0

**PCT 077**

**Plano ISD - Proposition C**

Vote For 1

	TOTAL	VOTE %		Election Day	Early Voting	Ballot By Mail	Provisional Ballots	Limited Ballots
For	938	54.06%		247	663	27	1	0
Against	797	45.94%		215	551	30	1	0
Total Votes Cast	1,735	100.00%		462	1,214	57	2	0
Overvotes	0			0	0	0	0	0
Undervotes	129			42	81	6	0	0
Contest Totals	1,864			504	1,295	63	2	0

**Plano ISD - Proposition D**

Vote For 1

	TOTAL	VOTE %		Election Day	Early Voting	Ballot By Mail	Provisional Ballots	Limited Ballots
For	828	47.59%		235	568	24	1	0
Against	912	52.41%		229	648	34	1	0
Total Votes Cast	1,740	100.00%		464	1,216	58	2	0
Overvotes	0			0	0	0	0	0
Undervotes	124			40	79	5	0	0
Contest Totals	1,864			504	1,295	63	2	0

**Plano ISD - Proposition E**

Vote For 1

	TOTAL	VOTE %		Election Day	Early Voting	Ballot By Mail	Provisional Ballots	Limited Ballots
For	778	44.87%		215	540	23	0	0
Against	956	55.13%		247	672	35	2	0
Total Votes Cast	1,734	100.00%		462	1,212	58	2	0
Overvotes	0			0	0	0	0	0
Undervotes	130			42	83	5	0	0
Contest Totals	1,864			504	1,295	63	2	0

## PCT 078

### U. S. Representative, District 32

Vote For 1

	TOTAL	VOTE %		Election Day	Early Voting	Ballot By Mail	Provisional Ballots	Limited Ballots
REP Antonio Swad	877	39.77%	<div style="width: 39.77%;"><div style="width: 39.77%;"></div></div>	295	566	16	0	0
DEM Colin Allred	1,328	60.23%	<div style="width: 60.23%;"><div style="width: 60.23%;"></div></div>	430	854	41	3	0
Total Votes Cast	2,205	100.00%	<div style="width: 100%;"><div style="width: 100%;"></div></div>	725	1,420	57	3	0
Overvotes	0			0	0	0	0	0
Undervotes	41			20	21	0	0	0
Contest Totals	2,246			745	1,441	57	3	0

### Governor

Vote For 1

	TOTAL	VOTE %		Election Day	Early Voting	Ballot By Mail	Provisional Ballots	Limited Ballots
REP Greg Abbott	886	39.54%	<div style="width: 39.54%;"><div style="width: 39.54%;"></div></div>	292	577	17	0	0
DEM Beto O'Rourke	1,330	59.35%	<div style="width: 59.35%;"><div style="width: 59.35%;"></div></div>	444	844	39	3	0
LIB Mark Tippetts	19	0.85%	<div style="width: 0.85%;"><div style="width: 0.85%;"></div></div>	5	14	0	0	0
GRN Delilah Barrios	5	0.22%	<div style="width: 0.22%;"><div style="width: 0.22%;"></div></div>	1	4	0	0	0
Write-In Totals	1	0.04%	<div style="width: 0.04%;"><div style="width: 0.04%;"></div></div>	1	0	0	0	0
Total Votes Cast	2,241	100.00%	<div style="width: 100%;"><div style="width: 100%;"></div></div>	743	1,439	56	3	0
Overvotes	0			0	0	0	0	0
Undervotes	5			2	2	1	0	0
Contest Totals	2,246			745	1,441	57	3	0

### Lieutenant Governor

Vote For 1

	TOTAL	VOTE %		Election Day	Early Voting	Ballot By Mail	Provisional Ballots	Limited Ballots
REP Dan Patrick	849	38.30%	<div style="width: 38.30%;"><div style="width: 38.30%;"></div></div>	289	546	14	0	0
DEM Mike Collier	1,304	58.82%	<div style="width: 58.82%;"><div style="width: 58.82%;"></div></div>	414	844	43	3	0
LIB Shanna Steele	64	2.89%	<div style="width: 2.89%;"><div style="width: 2.89%;"></div></div>	28	36	0	0	0
Total Votes Cast	2,217	100.00%	<div style="width: 100%;"><div style="width: 100%;"></div></div>	731	1,426	57	3	0
Overvotes	0			0	0	0	0	0
Undervotes	29			14	15	0	0	0
Contest Totals	2,246			745	1,441	57	3	0

### Attorney General

Vote For 1

	TOTAL	VOTE %		Election Day	Early Voting	Ballot By Mail	Provisional Ballots	Limited Ballots
REP Ken Paxton	834	37.75%	<div style="width: 37.75%;"><div style="width: 37.75%;"></div></div>	280	540	14	0	0
DEM Rochelle Mercedes Garza	1,302	58.94%	<div style="width: 58.94%;"><div style="width: 58.94%;"></div></div>	419	838	42	3	0
LIB Mark Ash	73	3.30%	<div style="width: 3.30%;"><div style="width: 3.30%;"></div></div>	27	45	1	0	0
Total Votes Cast	2,209	100.00%	<div style="width: 100%;"><div style="width: 100%;"></div></div>	726	1,423	57	3	0
Overvotes	0			0	0	0	0	0
Undervotes	37			19	18	0	0	0
Contest Totals	2,246			745	1,441	57	3	0

**PCT 078**

**Comptroller of Public Accounts**

Vote For 1

	TOTAL	VOTE %	Election Day	Early Voting	Ballot By Mail	Provisional Ballots	Limited Ballots
REP Glenn Hegar	933	42.62%	312	602	19	0	0
DEM Janet T. Dudding	1,203	54.96%	385	778	37	3	0
LIB V. Alonzo Echevarria-Garza	53	2.42%	21	32	0	0	0
Total Votes Cast	2,189	100.00%	718	1,412	56	3	0
Overvotes	0		0	0	0	0	0
Undervotes	57		27	29	1	0	0
Contest Totals	2,246		745	1,441	57	3	0

**Commissioner of the General Land Office**

Vote For 1

	TOTAL	VOTE %	Election Day	Early Voting	Ballot By Mail	Provisional Ballots	Limited Ballots
REP Dawn Buckingham	921	42.17%	308	595	18	0	0
DEM Jay Kleberg	1,232	56.41%	395	797	37	3	0
GRN Alfred Molison, Jr	30	1.37%	9	21	0	0	0
Write-In Totals	1	0.05%	0	1	0	0	0
Total Votes Cast	2,184	100.00%	712	1,414	55	3	0
Overvotes	0		0	0	0	0	0
Undervotes	62		33	27	2	0	0
Contest Totals	2,246		745	1,441	57	3	0

**Commissioner of Agriculture**

Vote For 1

	TOTAL	VOTE %	Election Day	Early Voting	Ballot By Mail	Provisional Ballots	Limited Ballots
REP Sid Miller	921	42.42%	320	586	15	0	0
DEM Susan Hays	1,250	57.58%	390	819	38	3	0
Total Votes Cast	2,171	100.00%	710	1,405	53	3	0
Overvotes	0		0	0	0	0	0
Undervotes	75		35	36	4	0	0
Contest Totals	2,246		745	1,441	57	3	0

**Railroad Commissioner**

Vote For 1

	TOTAL	VOTE %	Election Day	Early Voting	Ballot By Mail	Provisional Ballots	Limited Ballots
REP Wayne Christian	894	41.01%	298	580	16	0	0
DEM Luke Warford	1,186	54.40%	369	777	37	3	0
LIB Jaime Andres Diez	79	3.62%	35	44	0	0	0
GRN Hunter Wayne Crow	21	0.96%	7	14	0	0	0
Total Votes Cast	2,180	100.00%	709	1,415	53	3	0
Overvotes	0		0	0	0	0	0
Undervotes	66		36	26	4	0	0
Contest Totals	2,246		745	1,441	57	3	0

**PCT 078**

**Justice, Supreme Court, Place 3**

Vote For 1

	TOTAL	VOTE %	Election Day	Early Voting	Ballot By Mail	Provisional Ballots	Limited Ballots
REP Debra Lehrmann	908	41.44%	299	591	18	0	0
DEM Erin A. Nowell	1,230	56.14%	397	793	37	3	0
LIB Thomas Edward Oxford	53	2.42%	20	33	0	0	0
Total Votes Cast	2,191	100.00%	716	1,417	55	3	0
Overvotes	0		0	0	0	0	0
Undervotes	55		29	24	2	0	0
Contest Totals	2,246		745	1,441	57	3	0

**Justice, Supreme Court, Place 5**

Vote For 1

	TOTAL	VOTE %	Election Day	Early Voting	Ballot By Mail	Provisional Ballots	Limited Ballots
REP Rebeca Huddle	923	42.38%	308	598	17	0	0
DEM Amanda Reichel	1,255	57.62%	405	809	38	3	0
Total Votes Cast	2,178	100.00%	713	1,407	55	3	0
Overvotes	0		0	0	0	0	0
Undervotes	68		32	34	2	0	0
Contest Totals	2,246		745	1,441	57	3	0

**Justice, Supreme Court, Place 9**

Vote For 1

	TOTAL	VOTE %	Election Day	Early Voting	Ballot By Mail	Provisional Ballots	Limited Ballots
REP Evan Young	920	42.26%	308	594	18	0	0
DEM Julia Maldonado	1,257	57.74%	406	811	37	3	0
Total Votes Cast	2,177	100.00%	714	1,405	55	3	0
Overvotes	0		0	0	0	0	0
Undervotes	69		31	36	2	0	0
Contest Totals	2,246		745	1,441	57	3	0

**Judge, Court of Criminal Appeals, Place 5**

Vote For 1

	TOTAL	VOTE %	Election Day	Early Voting	Ballot By Mail	Provisional Ballots	Limited Ballots
REP Scott Walker	905	41.65%	306	583	16	0	0
DEM Dana Huffman	1,268	58.35%	406	820	39	3	0
Total Votes Cast	2,173	100.00%	712	1,403	55	3	0
Overvotes	0		0	0	0	0	0
Undervotes	73		33	38	2	0	0
Contest Totals	2,246		745	1,441	57	3	0

**PCT 078**

**Judge, Court of Criminal Appeals, Place 6**

Vote For 1

	TOTAL	VOTE %		Election Day	Early Voting	Ballot By Mail	Provisional Ballots	Limited Ballots
REP Jesse F. McClure, III	919	42.53%		313	589	17	0	0
DEM Robert Johnson	1,242	57.47%		397	806	36	3	0
Total Votes Cast	2,161	100.00%		710	1,395	53	3	0
Overvotes	0			0	0	0	0	0
Undervotes	85			35	46	4	0	0
Contest Totals	2,246			745	1,441	57	3	0

**Member, State Board of Education, District 12 CCD**

Vote For 1

	TOTAL	VOTE %		Election Day	Early Voting	Ballot By Mail	Provisional Ballots	Limited Ballots
REP Pam Little	883	40.71%		288	576	19	0	0
DEM Alex Cornwallis	1,197	55.19%		379	780	35	3	0
LIB Christy Mowrey	86	3.96%		41	45	0	0	0
Write-In Totals	3	0.14%		3	0	0	0	0
Total Votes Cast	2,169	100.00%		711	1,401	54	3	0
Overvotes	0			0	0	0	0	0
Undervotes	77			34	40	3	0	0
Contest Totals	2,246			745	1,441	57	3	0

**State Senator, District 2**

Vote For 1

	TOTAL	VOTE %		Election Day	Early Voting	Ballot By Mail	Provisional Ballots	Limited Ballots
REP Bob Hall	919	42.57%		311	591	17	0	0
DEM Prince S. Giador	1,240	57.43%		396	804	37	3	0
Total Votes Cast	2,159	100.00%		707	1,395	54	3	0
Overvotes	0			0	0	0	0	0
Undervotes	87			38	46	3	0	0
Contest Totals	2,246			745	1,441	57	3	0

**State Representative, District 33**

Vote For 1




	TOTAL	VOTE %		Election Day	Early Voting	Ballot By Mail	Provisional Ballots	Limited Ballots
REP Justin Holland	917	42.53%		313	586	18	0	0
DEM Graeson Lynskey	1,239	57.47%		396	804	36	3	0
Total Votes Cast	2,156	100.00%		709	1,390	54	3	0
Overvotes	0			0	0	0	0	0
Undervotes	90			36	51	3	0	0
Contest Totals	2,246			745	1,441	57	3	0



**PCT 078**




**Justice, 5th Court of Appeals District, Place 4**

Vote For 1

	TOTAL	VOTE %		Election Day	Early Voting	Ballot By Mail	Provisional Ballots	Limited Ballots
REP Emily A. Miskel	920	42.65%		308	598	14	0	0
DEM Maricela Moore	1,237	57.35%		398	800	36	3	0
Total Votes Cast	2,157	100.00%		706	1,398	50	3	0
Overvotes	0			0	0	0	0	0
Undervotes	89			39	43	7	0	0
Contest Totals	2,246			745	1,441	57	3	0




**Justice, 5th Court of Appeals District, Place 7**

Vote For 1

	TOTAL	VOTE %		Election Day	Early Voting	Ballot By Mail	Provisional Ballots	Limited Ballots
REP Kristina Williams	903	41.84%		306	583	14	0	0
DEM Nancy Kennedy	1,255	58.16%		399	817	36	3	0
Total Votes Cast	2,158	100.00%		705	1,400	50	3	0
Overvotes	0			0	0	0	0	0
Undervotes	88			40	41	7	0	0
Contest Totals	2,246			745	1,441	57	3	0




**County Judge CCD**

Vote For 1

	TOTAL	VOTE %		Election Day	Early Voting	Ballot By Mail	Provisional Ballots	Limited Ballots
REP Chris Hill	911	42.08%		311	582	18	0	0
DEM Joshua Murray	1,254	57.92%		400	817	34	3	0
Total Votes Cast	2,165	100.00%		711	1,399	52	3	0
Overvotes	0			0	0	0	0	0
Undervotes	81			34	42	5	0	0
Contest Totals	2,246			745	1,441	57	3	0

**District Clerk CCD**

Vote For 1

	TOTAL	VOTE %		Election Day	Early Voting	Ballot By Mail	Provisional Ballots	Limited Ballots
REP Mike Gould	910	42.33%		310	583	17	0	0
DEM David Brignac	1,240	57.67%		394	810	33	3	0
Total Votes Cast	2,150	100.00%		704	1,393	50	3	0
Overvotes	0			0	0	0	0	0
Undervotes	96			41	48	7	0	0
Contest Totals	2,246			745	1,441	57	3	0

**PCT 078**

**Justice of the Peace, Precinct 3**

Vote For 1

	TOTAL	VOTE %	Election Day	Early Voting	Ballot By Mail	Provisional Ballots	Limited Ballots
REP Mike Missildine	915	42.62%	312	587	16	0	0
DEM Irvin Lynn Barrett	1,232	57.38%	391	804	34	3	0
Total Votes Cast	2,147	100.00%	703	1,391	50	3	0
Overvotes	0		0	0	0	0	0
Undervotes	99		42	50	7	0	0
Contest Totals	2,246		745	1,441	57	3	0

**Plano ISD - Proposition A**

Vote For 1

	TOTAL	VOTE %	Election Day	Early Voting	Ballot By Mail	Provisional Ballots	Limited Ballots
For	1,095	53.73%	350	714	30	1	0
Against	943	46.27%	310	616	16	1	0
Total Votes Cast	2,038	100.00%	660	1,330	46	2	0
Overvotes	0		0	0	0	0	0
Undervotes	208		85	111	11	1	0
Contest Totals	2,246		745	1,441	57	3	0

**Plano ISD - Proposition B**

Vote For 1

	TOTAL	VOTE %	Election Day	Early Voting	Ballot By Mail	Provisional Ballots	Limited Ballots
For	1,196	58.51%	401	765	29	1	0
Against	848	41.49%	265	565	17	1	0
Total Votes Cast	2,044	100.00%	666	1,330	46	2	0
Overvotes	0		0	0	0	0	0
Undervotes	202		79	111	11	1	0
Contest Totals	2,246		745	1,441	57	3	0

**Plano ISD - Proposition C**




Vote For 1

	TOTAL	VOTE %	Election Day	Early Voting	Ballot By Mail	Provisional Ballots	Limited Ballots
For	1,205	59.30%	390	784	30	1	0
Against	827	40.70%	271	538	17	1	0
Total Votes Cast	2,032	100.00%	661	1,322	47	2	0
Overvotes	0		0	0	0	0	0
Undervotes	214		84	119	10	1	0
Contest Totals	2,246		745	1,441	57	3	0

**PCT 078**




**Plano ISD - Proposition D**

Vote For 1

	TOTAL	VOTE %		Election Day	Early Voting	Ballot By Mail	Provisional Ballots	Limited Ballots
For	1,030	50.91%		350	655	24	1	0
Against	993	49.09%		310	659	23	1	0
Total Votes Cast	2,023	100.00%		660	1,314	47	2	0
Overvotes	0			0	0	0	0	0
Undervotes	223			85	127	10	1	0
Contest Totals	2,246			745	1,441	57	3	0

**Plano ISD - Proposition E**

Vote For 1

	TOTAL	VOTE %		Election Day	Early Voting	Ballot By Mail	Provisional Ballots	Limited Ballots
For	858	42.39%		304	532	21	1	0
Against	1,166	57.61%		357	783	25	1	0
Total Votes Cast	2,024	100.00%		661	1,315	46	2	0
Overvotes	0			0	0	0	0	0
Undervotes	222			84	126	11	1	0
Contest Totals	2,246			745	1,441	57	3	0

**PCT 079**

**U. S. Representative, District 4**

Vote For 1

	TOTAL	VOTE %	Election Day	Early Voting	Ballot By Mail	Provisional Ballots	Limited Ballots
REP Pat Fallon	666	51.55%	184	464	18	0	0
DEM Iro Omere	596	46.13%	142	419	34	1	0
LIB John Simmons	30	2.32%	11	16	3	0	0
Total Votes Cast	1,292	100.00%	337	899	55	1	0
Overvotes	0		0	0	0	0	0
Undervotes	33		7	25	1	0	0
Contest Totals	1,325		344	924	56	1	0

**Governor**

Vote For 1

	TOTAL	VOTE %	Election Day	Early Voting	Ballot By Mail	Provisional Ballots	Limited Ballots
REP Greg Abbott	661	50.04%	179	463	19	0	0
DEM Beto O'Rourke	635	48.07%	155	444	35	1	0
LIB Mark Tippetts	19	1.44%	6	12	1	0	0
GRN Delilah Barrios	4	0.30%	1	3	0	0	0
Write-In Totals	3	0.23%	2	0	1	0	0
Total Votes Cast	1,321	100.00%	342	922	56	1	0
Overvotes	0		0	0	0	0	0
Undervotes	4		2	2	0	0	0
Contest Totals	1,325		344	924	56	1	0

**Lieutenant Governor**

Vote For 1

	TOTAL	VOTE %	Election Day	Early Voting	Ballot By Mail	Provisional Ballots	Limited Ballots
REP Dan Patrick	631	48.32%	173	439	19	0	0
DEM Mike Collier	643	49.23%	152	453	37	1	0
LIB Shanna Steele	32	2.45%	13	19	0	0	0
Total Votes Cast	1,306	100.00%	338	911	56	1	0
Overvotes	0		0	0	0	0	0
Undervotes	19		6	13	0	0	0
Contest Totals	1,325		344	924	56	1	0

**Attorney General**

Vote For 1

	TOTAL	VOTE %	Election Day	Early Voting	Ballot By Mail	Provisional Ballots	Limited Ballots
REP Ken Paxton	628	48.42%	169	443	16	0	0
DEM Rochelle Mercedes Garza	627	48.34%	147	440	39	1	0
LIB Mark Ash	42	3.24%	20	22	0	0	0
Total Votes Cast	1,297	100.00%	336	905	55	1	0
Overvotes	0		0	0	0	0	0
Undervotes	28		8	19	1	0	0
Contest Totals	1,325		344	924	56	1	0

**PCT 079**

**Comptroller of Public Accounts**

Vote For 1

	TOTAL	VOTE %	Election Day	Early Voting	Ballot By Mail	Provisional Ballots	Limited Ballots
REP Glenn Hegar	679	52.72%	183	477	19	0	0
DEM Janet T. Dudding	584	45.34%	139	408	36	1	0
LIB V. Alonzo Echevarria-Garza	25	1.94%	10	15	0	0	0
Total Votes Cast	1,288	100.00%	332	900	55	1	0
Overvotes	0		0	0	0	0	0
Undervotes	37		12	24	1	0	0
Contest Totals	1,325		344	924	56	1	0

**Commissioner of the General Land Office**

Vote For 1

	TOTAL	VOTE %	Election Day	Early Voting	Ballot By Mail	Provisional Ballots	Limited Ballots
REP Dawn Buckingham	673	52.17%	182	471	20	0	0
DEM Jay Kleberg	595	46.12%	144	415	35	1	0
GRN Alfred Molison, Jr	20	1.55%	6	13	1	0	0
Write-In Totals	3	0.23%	2	1	0	0	0
Total Votes Cast	1,290	100.00%	333	900	56	1	0
Overvotes	0		0	0	0	0	0
Undervotes	35		11	24	0	0	0
Contest Totals	1,325		344	924	56	1	0

**Commissioner of Agriculture**

Vote For 1

	TOTAL	VOTE %	Election Day	Early Voting	Ballot By Mail	Provisional Ballots	Limited Ballots
REP Sid Miller	677	52.81%	188	470	19	0	0
DEM Susan Hays	605	47.19%	139	428	37	1	0
Total Votes Cast	1,282	100.00%	327	898	56	1	0
Overvotes	0		0	0	0	0	0
Undervotes	43		17	26	0	0	0
Contest Totals	1,325		344	924	56	1	0

**Railroad Commissioner**

Vote For 1

	TOTAL	VOTE %	Election Day	Early Voting	Ballot By Mail	Provisional Ballots	Limited Ballots
REP Wayne Christian	656	50.89%	176	461	19	0	0
DEM Luke Warford	579	44.92%	137	407	34	1	0
LIB Jaime Andres Diez	32	2.48%	13	18	1	0	0
GRN Hunter Wayne Crow	22	1.71%	5	15	2	0	0
Total Votes Cast	1,289	100.00%	331	901	56	1	0
Overvotes	0		0	0	0	0	0
Undervotes	36		13	23	0	0	0
Contest Totals	1,325		344	924	56	1	0

**PCT 079**

**Justice, Supreme Court, Place 3**

Vote For 1

	TOTAL	VOTE %	Election Day	Early Voting	Ballot By Mail	Provisional Ballots	Limited Ballots
REP Debra Lehrmann	672	51.97%	174	478	20	0	0
DEM Erin A. Nowell	597	46.17%	143	417	36	1	0
LIB Thomas Edward Oxford	24	1.86%	14	10	0	0	0
Total Votes Cast	1,293	100.00%	331	905	56	1	0
Overvotes	0		0	0	0	0	0
Undervotes	32		13	19	0	0	0
Contest Totals	1,325		344	924	56	1	0

**Justice, Supreme Court, Place 5**

Vote For 1

	TOTAL	VOTE %	Election Day	Early Voting	Ballot By Mail	Provisional Ballots	Limited Ballots
REP Rebeca Huddle	684	53.19%	187	476	21	0	0
DEM Amanda Reichel	602	46.81%	141	425	35	1	0
Total Votes Cast	1,286	100.00%	328	901	56	1	0
Overvotes	0		0	0	0	0	0
Undervotes	39		16	23	0	0	0
Contest Totals	1,325		344	924	56	1	0

**Justice, Supreme Court, Place 9**

Vote For 1

	TOTAL	VOTE %	Election Day	Early Voting	Ballot By Mail	Provisional Ballots	Limited Ballots
REP Evan Young	675	52.57%	179	476	20	0	0
DEM Julia Maldonado	609	47.43%	149	423	36	1	0
Total Votes Cast	1,284	100.00%	328	899	56	1	0
Overvotes	0		0	0	0	0	0
Undervotes	41		16	25	0	0	0
Contest Totals	1,325		344	924	56	1	0

**Judge, Court of Criminal Appeals, Place 5**

Vote For 1

	TOTAL	VOTE %	Election Day	Early Voting	Ballot By Mail	Provisional Ballots	Limited Ballots
REP Scott Walker	675	52.69%	182	474	19	0	0
DEM Dana Huffman	606	47.31%	144	424	37	1	0
Total Votes Cast	1,281	100.00%	326	898	56	1	0
Overvotes	0		0	0	0	0	0
Undervotes	44		18	26	0	0	0
Contest Totals	1,325		344	924	56	1	0

**PCT 079**

**Judge, Court of Criminal Appeals, Place 6**

Vote For 1

	TOTAL	VOTE %	Election Day	Early Voting	Ballot By Mail	Provisional Ballots	Limited Ballots
REP Jesse F. McClure, III	676	52.98%	180	475	21	0	0
DEM Robert Johnson	600	47.02%	144	420	35	1	0
Total Votes Cast	1,276	100.00%	324	895	56	1	0
Overvotes	0		0	0	0	0	0
Undervotes	49		20	29	0	0	0
Contest Totals	1,325		344	924	56	1	0

**Member, State Board of Education, District 12 CCD**

Vote For 1

	TOTAL	VOTE %	Election Day	Early Voting	Ballot By Mail	Provisional Ballots	Limited Ballots
REP Pam Little	664	51.79%	175	470	19	0	0
DEM Alex Cornwallis	581	45.32%	138	407	35	1	0
LIB Christy Mowrey	35	2.73%	13	21	1	0	0
Write-In Totals	3	0.23%	2	1	0	0	0
Total Votes Cast	1,282	100.00%	327	899	55	1	0
Overvotes	0		0	0	0	0	0
Undervotes	43		17	25	1	0	0
Contest Totals	1,325		344	924	56	1	0

**State Senator, District 2**

Vote For 1

	TOTAL	VOTE %	Election Day	Early Voting	Ballot By Mail	Provisional Ballots	Limited Ballots
REP Bob Hall	679	53.21%	183	476	20	0	0
DEM Prince S. Giador	597	46.79%	145	415	36	1	0
Total Votes Cast	1,276	100.00%	328	891	56	1	0
Overvotes	0		0	0	0	0	0
Undervotes	49		16	33	0	0	0
Contest Totals	1,325		344	924	56	1	0

**State Representative, District 70**

Vote For 1

	TOTAL	VOTE %	Election Day	Early Voting	Ballot By Mail	Provisional Ballots	Limited Ballots
REP Jamee Jolly	682	52.75%	182	481	19	0	0
DEM Mihaela Elizabeth Plesa	611	47.25%	150	423	37	1	0
Total Votes Cast	1,293	100.00%	332	904	56	1	0
Overvotes	0		0	0	0	0	0
Undervotes	32		12	20	0	0	0
Contest Totals	1,325		344	924	56	1	0

**PCT 079**

**Justice, 5th Court of Appeals District, Place 4**

Vote For 1

	TOTAL	VOTE %	Election Day	Early Voting	Ballot By Mail	Provisional Ballots	Limited Ballots
REP Emily A. Miskel	674	52.95%	182	473	19	0	0
DEM Maricela Moore	599	47.05%	145	421	32	1	0
Total Votes Cast	1,273	100.00%	327	894	51	1	0
Overvotes	0		0	0	0	0	0
Undervotes	52		17	30	5	0	0
Contest Totals	1,325		344	924	56	1	0

**Justice, 5th Court of Appeals District, Place 7**

Vote For 1

	TOTAL	VOTE %	Election Day	Early Voting	Ballot By Mail	Provisional Ballots	Limited Ballots
REP Kristina Williams	670	52.71%	183	471	16	0	0
DEM Nancy Kennedy	601	47.29%	144	421	35	1	0
Total Votes Cast	1,271	100.00%	327	892	51	1	0
Overvotes	0		0	0	0	0	0
Undervotes	54		17	32	5	0	0
Contest Totals	1,325		344	924	56	1	0

**County Judge CCD**

Vote For 1

	TOTAL	VOTE %	Election Day	Early Voting	Ballot By Mail	Provisional Ballots	Limited Ballots
REP Chris Hill	686	53.64%	189	479	18	0	0
DEM Joshua Murray	593	46.36%	146	413	33	1	0
Total Votes Cast	1,279	100.00%	335	892	51	1	0
Overvotes	0		0	0	0	0	0
Undervotes	46		9	32	5	0	0
Contest Totals	1,325		344	924	56	1	0

**District Clerk CCD**

Vote For 1

	TOTAL	VOTE %	Election Day	Early Voting	Ballot By Mail	Provisional Ballots	Limited Ballots
REP Mike Gould	673	52.87%	186	469	18	0	0
DEM David Brignac	600	47.13%	145	421	33	1	0
Total Votes Cast	1,273	100.00%	331	890	51	1	0
Overvotes	0		0	0	0	0	0
Undervotes	52		13	34	5	0	0
Contest Totals	1,325		344	924	56	1	0



**PCT 079**

**County Commissioner, Precinct 4**

Vote For 1

	TOTAL	VOTE %		Election Day	Early Voting	Ballot By Mail	Provisional Ballots	Limited Ballots
REP Duncan Webb	677	53.43%		183	476	18	0	0
DEM Jeffrey Williams	590	46.57%		141	415	33	1	0
Total Votes Cast	1,267	100.00%		324	891	51	1	0
Overvotes	0			0	0	0	0	0
Undervotes	58			20	33	5	0	0
Contest Totals	1,325			344	924	56	1	0

**Justice of the Peace, Precinct 3**

Vote For 1

	TOTAL	VOTE %		Election Day	Early Voting	Ballot By Mail	Provisional Ballots	Limited Ballots
REP Mike Missildine	669	52.84%		177	472	20	0	0
DEM Irvin Lynn Barrett	597	47.16%		148	417	31	1	0
Total Votes Cast	1,266	100.00%		325	889	51	1	0
Overvotes	0			0	0	0	0	0
Undervotes	59			19	35	5	0	0
Contest Totals	1,325			344	924	56	1	0

**Dallas, City of - Proposition A**

Vote For 1

	TOTAL	VOTE %		Election Day	Early Voting	Ballot By Mail	Provisional Ballots	Limited Ballots
For	730	60.73%		172	524	33	1	0
Against	472	39.27%		134	323	15	0	0
Total Votes Cast	1,202	100.00%		306	847	48	1	0
Overvotes	0			0	0	0	0	0
Undervotes	123			38	77	8	0	0
Contest Totals	1,325			344	924	56	1	0

**Plano ISD - Proposition A**

Vote For 1

	TOTAL	VOTE %		Election Day	Early Voting	Ballot By Mail	Provisional Ballots	Limited Ballots
For	551	45.73%		131	395	25	0	0
Against	654	54.27%		180	452	21	1	0
Total Votes Cast	1,205	100.00%		311	847	46	1	0
Overvotes	0			0	0	0	0	0
Undervotes	120			33	77	10	0	0
Contest Totals	1,325			344	924	56	1	0

## PCT 079

### Plano ISD - Proposition B

Vote For 1

	TOTAL	VOTE %		Election Day	Early Voting	Ballot By Mail	Provisional Ballots	Limited Ballots
For	643	52.92%	<div style="width: 52.92%;"><div style="width: 52.92%;"></div></div>	165	448	29	1	0
Against	572	47.08%	<div style="width: 47.08%;"><div style="width: 47.08%;"></div></div>	147	406	19	0	0
Total Votes Cast	1,215	100.00%	<div style="width: 100.00%;"><div style="width: 100.00%;"></div></div>	312	854	48	1	0
Overvotes	0			0	0	0	0	0
Undervotes	110			32	70	8	0	0
Contest Totals	1,325			344	924	56	1	0

### Plano ISD - Proposition C

Vote For 1

	TOTAL	VOTE %		Election Day	Early Voting	Ballot By Mail	Provisional Ballots	Limited Ballots
For	619	51.67%	<div style="width: 51.67%;"><div style="width: 51.67%;"></div></div>	161	430	27	1	0
Against	579	48.33%	<div style="width: 48.33%;"><div style="width: 48.33%;"></div></div>	146	413	20	0	0
Total Votes Cast	1,198	100.00%	<div style="width: 100.00%;"><div style="width: 100.00%;"></div></div>	307	843	47	1	0
Overvotes	0			0	0	0	0	0
Undervotes	127			37	81	9	0	0
Contest Totals	1,325			344	924	56	1	0

### Plano ISD - Proposition D

Vote For 1

	TOTAL	VOTE %		Election Day	Early Voting	Ballot By Mail	Provisional Ballots	Limited Ballots
For	550	45.80%	<div style="width: 45.80%;"><div style="width: 45.80%;"></div></div>	147	382	20	1	0
Against	651	54.20%	<div style="width: 54.20%;"><div style="width: 54.20%;"></div></div>	162	461	28	0	0
Total Votes Cast	1,201	100.00%	<div style="width: 100.00%;"><div style="width: 100.00%;"></div></div>	309	843	48	1	0
Overvotes	0			0	0	0	0	0
Undervotes	124			35	81	8	0	0
Contest Totals	1,325			344	924	56	1	0

### Plano ISD - Proposition E

Vote For 1

	TOTAL	VOTE %		Election Day	Early Voting	Ballot By Mail	Provisional Ballots	Limited Ballots
For	470	39.40%	<div style="width: 39.40%;"><div style="width: 39.40%;"></div></div>	122	330	18	0	0
Against	723	60.60%	<div style="width: 60.60%;"><div style="width: 60.60%;"></div></div>	185	506	31	1	0
Total Votes Cast	1,193	100.00%	<div style="width: 100.00%;"><div style="width: 100.00%;"></div></div>	307	836	49	1	0
Overvotes	0			0	0	0	0	0
Undervotes	132			37	88	7	0	0
Contest Totals	1,325			344	924	56	1	0

## PCT 080

### U. S. Representative District 3

Vote For 1

	TOTAL	VOTE %	Election Day	Early Voting	Ballot By Mail	Provisional Ballots	Limited Ballots
REP Keith Self	935	51.43%	227	680	28	0	0
DEM Sandeep Srivastava	834	45.87%	217	581	35	1	0
LIB Christopher Claytor	49	2.70%	22	26	1	0	0
Total Votes Cast	1,818	100.00%	466	1,287	64	1	0
Overvotes	0		0	0	0	0	0
Undervotes	36		14	21	1	0	0
Contest Totals	1,854		480	1,308	65	1	0

### Governor

Vote For 1

	TOTAL	VOTE %	Election Day	Early Voting	Ballot By Mail	Provisional Ballots	Limited Ballots
REP Greg Abbott	932	50.41%	223	680	29	0	0
DEM Beto O'Rourke	897	48.51%	245	616	35	1	0
LIB Mark Tippetts	15	0.81%	8	6	1	0	0
GRN Delilah Barrios	3	0.16%	1	2	0	0	0
Write-In Totals	2	0.11%	0	2	0	0	0
Total Votes Cast	1,849	100.00%	477	1,306	65	1	0
Overvotes	0		0	0	0	0	0
Undervotes	5		3	2	0	0	0
Contest Totals	1,854		480	1,308	65	1	0

### Lieutenant Governor

Vote For 1

	TOTAL	VOTE %	Election Day	Early Voting	Ballot By Mail	Provisional Ballots	Limited Ballots
REP Dan Patrick	891	48.58%	213	651	27	0	0
DEM Mike Collier	890	48.53%	235	619	35	1	0
LIB Shanna Steele	53	2.89%	25	27	1	0	0
Total Votes Cast	1,834	100.00%	473	1,297	63	1	0
Overvotes	0		0	0	0	0	0
Undervotes	20		7	11	2	0	0
Contest Totals	1,854		480	1,308	65	1	0

### Attorney General

Vote For 1

	TOTAL	VOTE %	Election Day	Early Voting	Ballot By Mail	Provisional Ballots	Limited Ballots
REP Ken Paxton	880	48.09%	213	643	24	0	0
DEM Rochelle Mercedes Garza	887	48.47%	235	615	36	1	0
LIB Mark Ash	63	3.44%	23	37	3	0	0
Total Votes Cast	1,830	100.00%	471	1,295	63	1	0
Overvotes	0		0	0	0	0	0
Undervotes	24		9	13	2	0	0
Contest Totals	1,854		480	1,308	65	1	0

**PCT 080**

**Comptroller of Public Accounts**

Vote For 1

	TOTAL	VOTE %		Election Day	Early Voting	Ballot By Mail	Provisional Ballots	Limited Ballots
REP Glenn Hegar	945	52.24%		228	687	30	0	0
DEM Janet T. Dudding	828	45.77%		216	579	32	1	0
LIB V. Alonzo Echevarria-Garza	36	1.99%		17	17	2	0	0
Total Votes Cast	1,809	100.00%		461	1,283	64	1	0
Overvotes	0			0	0	0	0	0
Undervotes	45			19	25	1	0	0
Contest Totals	1,854			480	1,308	65	1	0

**Commissioner of the General Land Office**

Vote For 1

	TOTAL	VOTE %		Election Day	Early Voting	Ballot By Mail	Provisional Ballots	Limited Ballots
REP Dawn Buckingham	945	52.18%		232	685	28	0	0
DEM Jay Kleberg	841	46.44%		219	585	36	1	0
GRN Alfred Molison, Jr	23	1.27%		10	13	0	0	0
Write-In Totals	2	0.11%		0	2	0	0	0
Total Votes Cast	1,811	100.00%		461	1,285	64	1	0
Overvotes	0			0	0	0	0	0
Undervotes	43			19	23	1	0	0
Contest Totals	1,854			480	1,308	65	1	0

**Commissioner of Agriculture**

Vote For 1

	TOTAL	VOTE %		Election Day	Early Voting	Ballot By Mail	Provisional Ballots	Limited Ballots
REP Sid Miller	942	52.07%		230	683	29	0	0
DEM Susan Hays	867	47.93%		229	602	35	1	0
Total Votes Cast	1,809	100.00%		459	1,285	64	1	0
Overvotes	0			0	0	0	0	0
Undervotes	45			21	23	1	0	0
Contest Totals	1,854			480	1,308	65	1	0

**Railroad Commissioner**

Vote For 1

	TOTAL	VOTE %		Election Day	Early Voting	Ballot By Mail	Provisional Ballots	Limited Ballots
REP Wayne Christian	923	50.88%		218	679	26	0	0
DEM Luke Warford	819	45.15%		212	569	37	1	0
LIB Jaime Andres Diez	49	2.70%		25	23	1	0	0
GRN Hunter Wayne Crow	23	1.27%		9	14	0	0	0
Total Votes Cast	1,814	100.00%		464	1,285	64	1	0
Overvotes	0			0	0	0	0	0
Undervotes	40			16	23	1	0	0
Contest Totals	1,854			480	1,308	65	1	0

**PCT 080**

**Justice, Supreme Court, Place 3**

Vote For 1

	TOTAL	VOTE %	Election Day	Early Voting	Ballot By Mail	Provisional Ballots	Limited Ballots
REP Debra Lehrmann	933	51.55%	227	677	29	0	0
DEM Erin A. Nowell	835	46.13%	218	581	35	1	0
LIB Thomas Edward Oxford	42	2.32%	19	22	1	0	0
Total Votes Cast	1,810	100.00%	464	1,280	65	1	0
Overvotes	0		0	0	0	0	0
Undervotes	44		16	28	0	0	0
Contest Totals	1,854		480	1,308	65	1	0

**Justice, Supreme Court, Place 5**

Vote For 1

	TOTAL	VOTE %	Election Day	Early Voting	Ballot By Mail	Provisional Ballots	Limited Ballots
REP Rebeca Huddle	959	52.98%	237	691	31	0	0
DEM Amanda Reichel	851	47.02%	227	589	34	1	0
Total Votes Cast	1,810	100.00%	464	1,280	65	1	0
Overvotes	0		0	0	0	0	0
Undervotes	44		16	28	0	0	0
Contest Totals	1,854		480	1,308	65	1	0

**Justice, Supreme Court, Place 9**

Vote For 1

	TOTAL	VOTE %	Election Day	Early Voting	Ballot By Mail	Provisional Ballots	Limited Ballots
REP Evan Young	940	52.11%	225	685	30	0	0
DEM Julia Maldonado	864	47.89%	236	592	35	1	0
Total Votes Cast	1,804	100.00%	461	1,277	65	1	0
Overvotes	0		0	0	0	0	0
Undervotes	50		19	31	0	0	0
Contest Totals	1,854		480	1,308	65	1	0

**Judge, Court of Criminal Appeals, Place 5**

Vote For 1

	TOTAL	VOTE %	Election Day	Early Voting	Ballot By Mail	Provisional Ballots	Limited Ballots
REP Scott Walker	938	52.02%	227	682	29	0	0
DEM Dana Huffman	865	47.98%	234	595	35	1	0
Total Votes Cast	1,803	100.00%	461	1,277	64	1	0
Overvotes	0		0	0	0	0	0
Undervotes	51		19	31	1	0	0
Contest Totals	1,854		480	1,308	65	1	0

**PCT 080**

**Judge, Court of Criminal Appeals, Place 6**

Vote For 1

	TOTAL	VOTE %	Election Day	Early Voting	Ballot By Mail	Provisional Ballots	Limited Ballots
REP Jesse F. McClure, III	948	52.81%	233	686	29	0	0
DEM Robert Johnson	847	47.19%	224	587	35	1	0
Total Votes Cast	1,795	100.00%	457	1,273	64	1	0
Overvotes	0		0	0	0	0	0
Undervotes	59		23	35	1	0	0
Contest Totals	1,854		480	1,308	65	1	0

**Member, State Board of Education, District 12 CCD**

Vote For 1

	TOTAL	VOTE %	Election Day	Early Voting	Ballot By Mail	Provisional Ballots	Limited Ballots
REP Pam Little	924	51.11%	226	667	31	0	0
DEM Alex Cornwallis	820	45.35%	216	571	32	1	0
LIB Christy Mowrey	64	3.54%	22	40	2	0	0
Write-In Totals	0	0.00%	0	0	0	0	0
Total Votes Cast	1,808	100.00%	464	1,278	65	1	0
Overvotes	0		0	0	0	0	0
Undervotes	46		16	30	0	0	0
Contest Totals	1,854		480	1,308	65	1	0

**State Senator, District 8**

Vote For 1

	TOTAL	VOTE %	Election Day	Early Voting	Ballot By Mail	Provisional Ballots	Limited Ballots
REP Angela Paxton	889	49.33%	217	648	24	0	0
DEM Jonathan Cocks	857	47.56%	222	599	35	1	0
LIB Edward Kless	56	3.11%	26	26	4	0	0
Total Votes Cast	1,802	100.00%	465	1,273	63	1	0
Overvotes	0		0	0	0	0	0
Undervotes	52		15	35	2	0	0
Contest Totals	1,854		480	1,308	65	1	0

**Justice, 5th Court of Appeals District, Place 4**

Vote For 1

	TOTAL	VOTE %	Election Day	Early Voting	Ballot By Mail	Provisional Ballots	Limited Ballots
REP Emily A. Miskel	941	52.63%	232	681	28	0	0
DEM Maricela Moore	847	47.37%	224	585	37	1	0
Total Votes Cast	1,788	100.00%	456	1,266	65	1	0
Overvotes	0		0	0	0	0	0
Undervotes	66		24	42	0	0	0
Contest Totals	1,854		480	1,308	65	1	0

**PCT 080**

**Justice, 5th Court of Appeals District, Place 7**

Vote For 1

	TOTAL	VOTE %	Election Day	Early Voting	Ballot By Mail	Provisional Ballots	Limited Ballots
REP Kristina Williams	937	52.23%	231	677	29	0	0
DEM Nancy Kennedy	857	47.77%	229	592	35	1	0
Total Votes Cast	1,794	100.00%	460	1,269	64	1	0
Overvotes	0		0	0	0	0	0
Undervotes	60		20	39	1	0	0
Contest Totals	1,854		480	1,308	65	1	0

**County Judge CCD**

Vote For 1

	TOTAL	VOTE %	Election Day	Early Voting	Ballot By Mail	Provisional Ballots	Limited Ballots
REP Chris Hill	932	51.75%	233	671	28	0	0
DEM Joshua Murray	869	48.25%	227	605	36	1	0
Total Votes Cast	1,801	100.00%	460	1,276	64	1	0
Overvotes	0		0	0	0	0	0
Undervotes	53		20	32	1	0	0
Contest Totals	1,854		480	1,308	65	1	0

**District Clerk CCD**

Vote For 1

	TOTAL	VOTE %	Election Day	Early Voting	Ballot By Mail	Provisional Ballots	Limited Ballots
REP Mike Gould	948	52.81%	233	686	29	0	0
DEM David Brignac	847	47.19%	226	585	35	1	0
Total Votes Cast	1,795	100.00%	459	1,271	64	1	0
Overvotes	0		0	0	0	0	0
Undervotes	59		21	37	1	0	0
Contest Totals	1,854		480	1,308	65	1	0

**Justice of the Peace, Precinct 3**

Vote For 1

	TOTAL	VOTE %	Election Day	Early Voting	Ballot By Mail	Provisional Ballots	Limited Ballots
REP Mike Missildine	938	52.40%	226	681	31	0	0
DEM Irvin Lynn Barrett	852	47.60%	231	587	33	1	0
Total Votes Cast	1,790	100.00%	457	1,268	64	1	0
Overvotes	0		0	0	0	0	0
Undervotes	64		23	40	1	0	0
Contest Totals	1,854		480	1,308	65	1	0

## PCT 081

### U. S. Representative District 3

Vote For 1

	TOTAL	VOTE %	Election Day	Early Voting	Ballot By Mail	Provisional Ballots	Limited Ballots
REP Keith Self	686	45.79%	156	513	17	0	0
DEM Sandeep Srivastava	778	51.94%	182	557	39	0	0
LIB Christopher Claytor	34	2.27%	12	22	0	0	0
Total Votes Cast	1,498	100.00%	350	1,092	56	0	0
Overvotes	0		0	0	0	0	0
Undervotes	37		10	26	1	0	0
Contest Totals	1,535		360	1,118	57	0	0

### Governor

Vote For 1

	TOTAL	VOTE %	Election Day	Early Voting	Ballot By Mail	Provisional Ballots	Limited Ballots
REP Greg Abbott	684	44.68%	162	506	16	0	0
DEM Beto O'Rourke	821	53.63%	187	595	39	0	0
LIB Mark Tippetts	19	1.24%	8	10	1	0	0
GRN Delilah Barrios	5	0.33%	0	5	0	0	0
Write-In Totals	2	0.13%	2	0	0	0	0
Total Votes Cast	1,531	100.00%	359	1,116	56	0	0
Overvotes	0		0	0	0	0	0
Undervotes	4		1	2	1	0	0
Contest Totals	1,535		360	1,118	57	0	0

### Lieutenant Governor

Vote For 1

	TOTAL	VOTE %	Election Day	Early Voting	Ballot By Mail	Provisional Ballots	Limited Ballots
REP Dan Patrick	639	42.29%	152	473	14	0	0
DEM Mike Collier	836	55.33%	188	605	43	0	0
LIB Shanna Steele	36	2.38%	15	21	0	0	0
Total Votes Cast	1,511	100.00%	355	1,099	57	0	0
Overvotes	0		0	0	0	0	0
Undervotes	24		5	19	0	0	0
Contest Totals	1,535		360	1,118	57	0	0

### Attorney General

Vote For 1

	TOTAL	VOTE %	Election Day	Early Voting	Ballot By Mail	Provisional Ballots	Limited Ballots
REP Ken Paxton	627	41.77%	151	462	14	0	0
DEM Rochelle Mercedes Garza	819	54.56%	184	595	40	0	0
LIB Mark Ash	55	3.66%	15	38	2	0	0
Total Votes Cast	1,501	100.00%	350	1,095	56	0	0
Overvotes	0		0	0	0	0	0
Undervotes	34		10	23	1	0	0
Contest Totals	1,535		360	1,118	57	0	0



**PCT 081**

**Comptroller of Public Accounts**

Vote For 1

	TOTAL	VOTE %		Election Day	Early Voting	Ballot By Mail	Provisional Ballots	Limited Ballots
REP Glenn Hegar	708	47.48%		167	524	17	0	0
DEM Janet T. Dudding	747	50.10%		163	544	40	0	0
LIB V. Alonzo Echevarria-Garza	36	2.41%		14	22	0	0	0
Total Votes Cast	1,491	100.00%		344	1,090	57	0	0
Overvotes	0			0	0	0	0	0
Undervotes	44			16	28	0	0	0
Contest Totals	1,535			360	1,118	57	0	0

**Commissioner of the General Land Office**

Vote For 1

	TOTAL	VOTE %		Election Day	Early Voting	Ballot By Mail	Provisional Ballots	Limited Ballots
REP Dawn Buckingham	690	46.91%		169	505	16	0	0
DEM Jay Kleberg	755	51.33%		166	555	34	0	0
GRN Alfred Molison, Jr	26	1.77%		5	18	3	0	0
Write-In Totals	0	0.00%		0	0	0	0	0
Total Votes Cast	1,471	100.00%		340	1,078	53	0	0
Overvotes	0			0	0	0	0	0
Undervotes	64			20	40	4	0	0
Contest Totals	1,535			360	1,118	57	0	0

**Commissioner of Agriculture**

Vote For 1

	TOTAL	VOTE %		Election Day	Early Voting	Ballot By Mail	Provisional Ballots	Limited Ballots
REP Sid Miller	691	47.01%		169	507	15	0	0
DEM Susan Hays	779	52.99%		171	570	38	0	0
Total Votes Cast	1,470	100.00%		340	1,077	53	0	0
Overvotes	0			0	0	0	0	0
Undervotes	65			20	41	4	0	0
Contest Totals	1,535			360	1,118	57	0	0

**Railroad Commissioner**

Vote For 1

	TOTAL	VOTE %		Election Day	Early Voting	Ballot By Mail	Provisional Ballots	Limited Ballots
REP Wayne Christian	672	45.50%		159	496	17	0	0
DEM Luke Warford	736	49.83%		151	548	37	0	0
LIB Jaime Andres Diez	48	3.25%		19	29	0	0	0
GRN Hunter Wayne Crow	21	1.42%		9	11	1	0	0
Total Votes Cast	1,477	100.00%		338	1,084	55	0	0
Overvotes	0			0	0	0	0	0
Undervotes	58			22	34	2	0	0
Contest Totals	1,535			360	1,118	57	0	0

**PCT 081**

**Justice, Supreme Court, Place 3**

Vote For 1

	TOTAL	VOTE %		Election Day	Early Voting	Ballot By Mail	Provisional Ballots	Limited Ballots
REP Debra Lehrmann	684	46.47%		156	512	16	0	0
DEM Erin A. Nowell	755	51.29%		168	550	37	0	0
LIB Thomas Edward Oxford	33	2.24%		14	18	1	0	0
Total Votes Cast	1,472	100.00%		338	1,080	54	0	0
Overvotes	0			0	0	0	0	0
Undervotes	63			22	38	3	0	0
Contest Totals	1,535			360	1,118	57	0	0

**Justice, Supreme Court, Place 5**

Vote For 1

	TOTAL	VOTE %		Election Day	Early Voting	Ballot By Mail	Provisional Ballots	Limited Ballots
REP Rebeca Huddle	711	48.30%		165	529	17	0	0
DEM Amanda Reichel	761	51.70%		173	552	36	0	0
Total Votes Cast	1,472	100.00%		338	1,081	53	0	0
Overvotes	0			0	0	0	0	0
Undervotes	63			22	37	4	0	0
Contest Totals	1,535			360	1,118	57	0	0

**Justice, Supreme Court, Place 9**

Vote For 1

	TOTAL	VOTE %		Election Day	Early Voting	Ballot By Mail	Provisional Ballots	Limited Ballots
REP Evan Young	699	47.58%		164	519	16	0	0
DEM Julia Maldonado	770	52.42%		173	560	37	0	0
Total Votes Cast	1,469	100.00%		337	1,079	53	0	0
Overvotes	0			0	0	0	0	0
Undervotes	66			23	39	4	0	0
Contest Totals	1,535			360	1,118	57	0	0

**Judge, Court of Criminal Appeals, Place 5**

Vote For 1

	TOTAL	VOTE %		Election Day	Early Voting	Ballot By Mail	Provisional Ballots	Limited Ballots
REP Scott Walker	694	47.44%		165	513	16	0	0
DEM Dana Huffman	769	52.56%		170	562	37	0	0
Total Votes Cast	1,463	100.00%		335	1,075	53	0	0
Overvotes	0			0	0	0	0	0
Undervotes	72			25	43	4	0	0
Contest Totals	1,535			360	1,118	57	0	0

**PCT 081**

**Judge, Court of Criminal Appeals, Place 6**

Vote For 1

	TOTAL	VOTE %		Election Day	Early Voting	Ballot By Mail	Provisional Ballots	Limited Ballots
REP Jesse F. McClure, III	703	48.12%		168	520	15	0	0
DEM Robert Johnson	758	51.88%		166	555	37	0	0
Total Votes Cast	1,461	100.00%		334	1,075	52	0	0
Overvotes	0			0	0	0	0	0
Undervotes	74			26	43	5	0	0
Contest Totals	1,535			360	1,118	57	0	0

**Member, State Board of Education, District 12 CCD**

Vote For 1

	TOTAL	VOTE %		Election Day	Early Voting	Ballot By Mail	Provisional Ballots	Limited Ballots
REP Pam Little	672	45.65%		152	503	17	0	0
DEM Alex Cornwallis	745	50.61%		166	542	37	0	0
LIB Christy Mowrey	55	3.74%		21	34	0	0	0
Write-In Totals	0	0.00%		0	0	0	0	0
Total Votes Cast	1,472	100.00%		339	1,079	54	0	0
Overvotes	0			0	0	0	0	0
Undervotes	63			21	39	3	0	0
Contest Totals	1,535			360	1,118	57	0	0

**State Senator, District 8**

Vote For 1

	TOTAL	VOTE %		Election Day	Early Voting	Ballot By Mail	Provisional Ballots	Limited Ballots
REP Angela Paxton	631	42.87%		148	470	13	0	0
DEM Jonathan Cocks	787	53.46%		172	574	41	0	0
LIB Edward Kless	54	3.67%		19	35	0	0	0
Total Votes Cast	1,472	100.00%		339	1,079	54	0	0
Overvotes	0			0	0	0	0	0
Undervotes	63			21	39	3	0	0
Contest Totals	1,535			360	1,118	57	0	0

**State Representative, District 66**

Vote For 1

	TOTAL	VOTE %		Election Day	Early Voting	Ballot By Mail	Provisional Ballots	Limited Ballots
REP Matt Shaheen	721	48.68%		174	531	16	0	0
DEM Jesse Ringness	760	51.32%		167	554	39	0	0
Total Votes Cast	1,481	100.00%		341	1,085	55	0	0
Overvotes	0			0	0	0	0	0
Undervotes	54			19	33	2	0	0
Contest Totals	1,535			360	1,118	57	0	0

**PCT 081**

**Justice, 5th Court of Appeals District, Place 4**

Vote For 1

	TOTAL	VOTE %	Election Day	Early Voting	Ballot By Mail	Provisional Ballots	Limited Ballots
REP Emily A. Miskel	697	47.77%	171	510	16	0	0
DEM Maricela Moore	762	52.23%	165	560	37	0	0
Total Votes Cast	1,459	100.00%	336	1,070	53	0	0
Overvotes	0		0	0	0	0	0
Undervotes	76		24	48	4	0	0
Contest Totals	1,535		360	1,118	57	0	0

**Justice, 5th Court of Appeals District, Place 7**

Vote For 1

	TOTAL	VOTE %	Election Day	Early Voting	Ballot By Mail	Provisional Ballots	Limited Ballots
REP Kristina Williams	691	47.49%	166	508	17	0	0
DEM Nancy Kennedy	764	52.51%	166	562	36	0	0
Total Votes Cast	1,455	100.00%	332	1,070	53	0	0
Overvotes	0		0	0	0	0	0
Undervotes	80		28	48	4	0	0
Contest Totals	1,535		360	1,118	57	0	0

**County Judge CCD**

Vote For 1

	TOTAL	VOTE %	Election Day	Early Voting	Ballot By Mail	Provisional Ballots	Limited Ballots
REP Chris Hill	707	48.16%	167	524	16	0	0
DEM Joshua Murray	761	51.84%	165	560	36	0	0
Total Votes Cast	1,468	100.00%	332	1,084	52	0	0
Overvotes	0		0	0	0	0	0
Undervotes	67		28	34	5	0	0
Contest Totals	1,535		360	1,118	57	0	0

**District Clerk CCD**

Vote For 1

	TOTAL	VOTE %	Election Day	Early Voting	Ballot By Mail	Provisional Ballots	Limited Ballots
REP Mike Gould	707	48.59%	169	522	16	0	0
DEM David Brignac	748	51.41%	161	550	37	0	0
Total Votes Cast	1,455	100.00%	330	1,072	53	0	0
Overvotes	0		0	0	0	0	0
Undervotes	80		30	46	4	0	0
Contest Totals	1,535		360	1,118	57	0	0

**PCT 081**

**County Commissioner, Precinct 4**

Vote For 1

	TOTAL	VOTE %		Election Day	Early Voting	Ballot By Mail	Provisional Ballots	Limited Ballots
REP Duncan Webb	704	48.19%		168	517	19	0	0
DEM Jeffrey Williams	757	51.81%		167	557	33	0	0
Total Votes Cast	1,461	100.00%		335	1,074	52	0	0
Overvotes	0			0	0	0	0	0
Undervotes	74			25	44	5	0	0
Contest Totals	1,535			360	1,118	57	0	0

**Justice of the Peace, Precinct 4**

Vote For 1

	TOTAL	VOTE %		Election Day	Early Voting	Ballot By Mail	Provisional Ballots	Limited Ballots
REP Vincent Venegoni	693	47.83%		168	509	16	0	0
DEM Adam Kern	756	52.17%		164	556	36	0	0
Total Votes Cast	1,449	100.00%		332	1,065	52	0	0
Overvotes	0			0	0	0	0	0
Undervotes	86			28	53	5	0	0
Contest Totals	1,535			360	1,118	57	0	0

**Plano ISD - Proposition A**

Vote For 1

	TOTAL	VOTE %		Election Day	Early Voting	Ballot By Mail	Provisional Ballots	Limited Ballots
For	782	55.54%		177	571	34	0	0
Against	626	44.46%		148	460	18	0	0
Total Votes Cast	1,408	100.00%		325	1,031	52	0	0
Overvotes	0			0	0	0	0	0
Undervotes	127			35	87	5	0	0
Contest Totals	1,535			360	1,118	57	0	0

**Plano ISD - Proposition B**

Vote For 1

	TOTAL	VOTE %		Election Day	Early Voting	Ballot By Mail	Provisional Ballots	Limited Ballots
For	856	60.24%		205	618	33	0	0
Against	565	39.76%		127	418	20	0	0
Total Votes Cast	1,421	100.00%		332	1,036	53	0	0
Overvotes	0			0	0	0	0	0
Undervotes	114			28	82	4	0	0
Contest Totals	1,535			360	1,118	57	0	0

**PCT 081**

**Plano ISD - Proposition C**

Vote For 1

	TOTAL	VOTE %		Election Day	Early Voting	Ballot By Mail	Provisional Ballots	Limited Ballots
For	843	59.41%		200	609	34	0	0
Against	576	40.59%		132	426	18	0	0
Total Votes Cast	1,419	100.00%		332	1,035	52	0	0
Overvotes	0			0	0	0	0	0
Undervotes	116			28	83	5	0	0
Contest Totals	1,535			360	1,118	57	0	0

**Plano ISD - Proposition D**

Vote For 1

	TOTAL	VOTE %		Election Day	Early Voting	Ballot By Mail	Provisional Ballots	Limited Ballots
For	722	51.13%		174	519	29	0	0
Against	690	48.87%		155	511	24	0	0
Total Votes Cast	1,412	100.00%		329	1,030	53	0	0
Overvotes	0			0	0	0	0	0
Undervotes	123			31	88	4	0	0
Contest Totals	1,535			360	1,118	57	0	0

**Plano ISD - Proposition E**

Vote For 1

	TOTAL	VOTE %		Election Day	Early Voting	Ballot By Mail	Provisional Ballots	Limited Ballots
For	691	49.04%		164	504	23	0	0
Against	718	50.96%		164	527	27	0	0
Total Votes Cast	1,409	100.00%		328	1,031	50	0	0
Overvotes	0			0	0	0	0	0
Undervotes	126			32	87	7	0	0
Contest Totals	1,535			360	1,118	57	0	0

## PCT 082

### U. S. Representative District 3

Vote For 1

	TOTAL	VOTE %	Election Day	Early Voting	Ballot By Mail	Provisional Ballots	Limited Ballots
REP Keith Self	662	48.25%	180	445	36	1	0
DEM Sandeep Srivastava	666	48.54%	192	438	35	1	0
LIB Christopher Claytor	44	3.21%	14	27	3	0	0
Total Votes Cast	1,372	100.00%	386	910	74	2	0
Overvotes	1		0	0	1	0	0
Undervotes	17		4	10	3	0	0
Contest Totals	1,390		390	920	78	2	0

### Governor

Vote For 1

	TOTAL	VOTE %	Election Day	Early Voting	Ballot By Mail	Provisional Ballots	Limited Ballots
REP Greg Abbott	659	47.48%	172	442	44	1	0
DEM Beto O'Rourke	712	51.30%	210	467	34	1	0
LIB Mark Tippetts	15	1.08%	6	9	0	0	0
GRN Delilah Barrios	2	0.14%	2	0	0	0	0
Write-In Totals	0	0.00%	0	0	0	0	0
Total Votes Cast	1,388	100.00%	390	918	78	2	0
Overvotes	0		0	0	0	0	0
Undervotes	2		0	2	0	0	0
Contest Totals	1,390		390	920	78	2	0

### Lieutenant Governor

Vote For 1

	TOTAL	VOTE %	Election Day	Early Voting	Ballot By Mail	Provisional Ballots	Limited Ballots
REP Dan Patrick	634	46.18%	171	423	39	1	0
DEM Mike Collier	694	50.55%	196	459	38	1	0
LIB Shanna Steele	45	3.28%	19	26	0	0	0
Total Votes Cast	1,373	100.00%	386	908	77	2	0
Overvotes	0		0	0	0	0	0
Undervotes	17		4	12	1	0	0
Contest Totals	1,390		390	920	78	2	0

### Attorney General

Vote For 1

	TOTAL	VOTE %	Election Day	Early Voting	Ballot By Mail	Provisional Ballots	Limited Ballots
REP Ken Paxton	636	46.36%	172	426	37	1	0
DEM Rochelle Mercedes Garza	689	50.22%	192	457	39	1	0
LIB Mark Ash	47	3.43%	20	27	0	0	0
Total Votes Cast	1,372	100.00%	384	910	76	2	0
Overvotes	0		0	0	0	0	0
Undervotes	18		6	10	2	0	0
Contest Totals	1,390		390	920	78	2	0

**PCT 082**

**Comptroller of Public Accounts**

Vote For 1

	TOTAL	VOTE %	Election Day	Early Voting	Ballot By Mail	Provisional Ballots	Limited Ballots
REP Glenn Hegar	675	49.27%	184	445	45	1	0
DEM Janet T. Dudding	659	48.10%	184	443	31	1	0
LIB V. Alonzo Echevarria-Garza	36	2.63%	16	20	0	0	0
Total Votes Cast	1,370	100.00%	384	908	76	2	0
Overvotes	0		0	0	0	0	0
Undervotes	20		6	12	2	0	0
Contest Totals	1,390		390	920	78	2	0

**Commissioner of the General Land Office**

Vote For 1

	TOTAL	VOTE %	Election Day	Early Voting	Ballot By Mail	Provisional Ballots	Limited Ballots
REP Dawn Buckingham	675	49.31%	185	449	40	1	0
DEM Jay Kleberg	676	49.38%	193	446	36	1	0
GRN Alfred Molison, Jr	16	1.17%	5	11	0	0	0
Write-In Totals	2	0.15%	0	2	0	0	0
Total Votes Cast	1,369	100.00%	383	908	76	2	0
Overvotes	0		0	0	0	0	0
Undervotes	21		7	12	2	0	0
Contest Totals	1,390		390	920	78	2	0

**Commissioner of Agriculture**

Vote For 1

	TOTAL	VOTE %	Election Day	Early Voting	Ballot By Mail	Provisional Ballots	Limited Ballots
REP Sid Miller	666	48.79%	182	443	40	1	0
DEM Susan Hays	699	51.21%	200	462	36	1	0
Total Votes Cast	1,365	100.00%	382	905	76	2	0
Overvotes	0		0	0	0	0	0
Undervotes	25		8	15	2	0	0
Contest Totals	1,390		390	920	78	2	0

**Railroad Commissioner**

Vote For 1

	TOTAL	VOTE %	Election Day	Early Voting	Ballot By Mail	Provisional Ballots	Limited Ballots
REP Wayne Christian	672	49.12%	183	446	42	1	0
DEM Luke Warford	651	47.59%	184	433	33	1	0
LIB Jaime Andres Diez	30	2.19%	12	18	0	0	0
GRN Hunter Wayne Crow	15	1.10%	5	9	1	0	0
Total Votes Cast	1,368	100.00%	384	906	76	2	0
Overvotes	0		0	0	0	0	0
Undervotes	22		6	14	2	0	0
Contest Totals	1,390		390	920	78	2	0



**PCT 082**

**Justice, Supreme Court, Place 3**

Vote For 1

	TOTAL	VOTE %	Election Day	Early Voting	Ballot By Mail	Provisional Ballots	Limited Ballots
REP Debra Lehrmann	661	48.53%	176	441	43	1	0
DEM Erin A. Nowell	666	48.90%	184	448	33	1	0
LIB Thomas Edward Oxford	35	2.57%	19	16	0	0	0
Total Votes Cast	1,362	100.00%	379	905	76	2	0
Overvotes	0		0	0	0	0	0
Undervotes	28		11	15	2	0	0
Contest Totals	1,390		390	920	78	2	0

**Justice, Supreme Court, Place 5**

Vote For 1

	TOTAL	VOTE %	Election Day	Early Voting	Ballot By Mail	Provisional Ballots	Limited Ballots
REP Rebeca Huddle	670	49.37%	184	444	41	1	0
DEM Amanda Reichel	687	50.63%	194	459	33	1	0
Total Votes Cast	1,357	100.00%	378	903	74	2	0
Overvotes	0		0	0	0	0	0
Undervotes	33		12	17	4	0	0
Contest Totals	1,390		390	920	78	2	0

**Justice, Supreme Court, Place 9**

Vote For 1

	TOTAL	VOTE %	Election Day	Early Voting	Ballot By Mail	Provisional Ballots	Limited Ballots
REP Evan Young	668	49.26%	176	448	43	1	0
DEM Julia Maldonado	688	50.74%	200	455	32	1	0
Total Votes Cast	1,356	100.00%	376	903	75	2	0
Overvotes	0		0	0	0	0	0
Undervotes	34		14	17	3	0	0
Contest Totals	1,390		390	920	78	2	0

**Judge, Court of Criminal Appeals, Place 5**

Vote For 1

	TOTAL	VOTE %	Election Day	Early Voting	Ballot By Mail	Provisional Ballots	Limited Ballots
REP Scott Walker	668	49.15%	181	443	43	1	0
DEM Dana Huffman	691	50.85%	196	461	33	1	0
Total Votes Cast	1,359	100.00%	377	904	76	2	0
Overvotes	0		0	0	0	0	0
Undervotes	31		13	16	2	0	0
Contest Totals	1,390		390	920	78	2	0

**PCT 082**

**Judge, Court of Criminal Appeals, Place 6**

Vote For 1

	TOTAL	VOTE %	Election Day	Early Voting	Ballot By Mail	Provisional Ballots	Limited Ballots
REP Jesse F. McClure, III	666	49.33%	181	441	43	1	0
DEM Robert Johnson	684	50.67%	196	455	32	1	0
Total Votes Cast	1,350	100.00%	377	896	75	2	0
Overvotes	0		0	0	0	0	0
Undervotes	40		13	24	3	0	0
Contest Totals	1,390		390	920	78	2	0

**Member, State Board of Education, District 12 CCD**

Vote For 1

	TOTAL	VOTE %	Election Day	Early Voting	Ballot By Mail	Provisional Ballots	Limited Ballots
REP Pam Little	648	47.82%	175	430	42	1	0
DEM Alex Cornwallis	657	48.49%	187	438	31	1	0
LIB Christy Mowrey	49	3.62%	16	33	0	0	0
Write-In Totals	1	0.07%	0	1	0	0	0
Total Votes Cast	1,355	100.00%	378	902	73	2	0
Overvotes	1		0	0	1	0	0
Undervotes	34		12	18	4	0	0
Contest Totals	1,390		390	920	78	2	0

**State Senator, District 8**

Vote For 1

	TOTAL	VOTE %	Election Day	Early Voting	Ballot By Mail	Provisional Ballots	Limited Ballots
REP Angela Paxton	630	46.32%	175	417	37	1	0
DEM Jonathan Cocks	682	50.15%	191	453	37	1	0
LIB Edward Kless	48	3.53%	16	32	0	0	0
Total Votes Cast	1,360	100.00%	382	902	74	2	0
Overvotes	0		0	0	0	0	0
Undervotes	30		8	18	4	0	0
Contest Totals	1,390		390	920	78	2	0

**Justice, 5th Court of Appeals District, Place 4**

Vote For 1

	TOTAL	VOTE %	Election Day	Early Voting	Ballot By Mail	Provisional Ballots	Limited Ballots
REP Emily A. Miskel	665	49.26%	183	437	44	1	0
DEM Maricela Moore	685	50.74%	193	459	32	1	0
Total Votes Cast	1,350	100.00%	376	896	76	2	0
Overvotes	0		0	0	0	0	0
Undervotes	40		14	24	2	0	0
Contest Totals	1,390		390	920	78	2	0

## PCT 082

### Justice, 5th Court of Appeals District, Place 7

Vote For 1

	TOTAL	VOTE %	Election Day	Early Voting	Ballot By Mail	Provisional Ballots	Limited Ballots
REP Kristina Williams	666	49.41%	181	441	43	1	0
DEM Nancy Kennedy	682	50.59%	196	454	31	1	0
Total Votes Cast	1,348	100.00%	377	895	74	2	0
Overvotes	0		0	0	0	0	0
Undervotes	42		13	25	4	0	0
Contest Totals	1,390		390	920	78	2	0

### County Judge CCD

Vote For 1

	TOTAL	VOTE %	Election Day	Early Voting	Ballot By Mail	Provisional Ballots	Limited Ballots
REP Chris Hill	664	48.97%	182	440	41	1	0
DEM Joshua Murray	692	51.03%	196	462	33	1	0
Total Votes Cast	1,356	100.00%	378	902	74	2	0
Overvotes	0		0	0	0	0	0
Undervotes	34		12	18	4	0	0
Contest Totals	1,390		390	920	78	2	0

### District Clerk CCD

Vote For 1

	TOTAL	VOTE %	Election Day	Early Voting	Ballot By Mail	Provisional Ballots	Limited Ballots
REP Mike Gould	665	49.15%	180	441	43	1	0
DEM David Brignac	688	50.85%	197	459	31	1	0
Total Votes Cast	1,353	100.00%	377	900	74	2	0
Overvotes	0		0	0	0	0	0
Undervotes	37		13	20	4	0	0
Contest Totals	1,390		390	920	78	2	0

### Justice of the Peace, Precinct 3

Vote For 1

	TOTAL	VOTE %	Election Day	Early Voting	Ballot By Mail	Provisional Ballots	Limited Ballots
REP Mike Missildine	669	49.67%	183	442	43	1	0
DEM Irvin Lynn Barrett	678	50.33%	191	455	31	1	0
Total Votes Cast	1,347	100.00%	374	897	74	2	0
Overvotes	0		0	0	0	0	0
Undervotes	43		16	23	4	0	0
Contest Totals	1,390		390	920	78	2	0

## PCT 083

### U. S. Representative District 3

Vote For 1

	TOTAL	VOTE %	Election Day	Early Voting	Ballot By Mail	Provisional Ballots	Limited Ballots
REP Keith Self	1,349	66.85%	343	951	54	1	0
DEM Sandeep Srivastava	631	31.27%	159	441	31	0	0
LIB Christopher Claytor	38	1.88%	11	26	1	0	0
Total Votes Cast	2,018	100.00%	513	1,418	86	1	0
Overvotes	0		0	0	0	0	0
Undervotes	45		12	33	0	0	0
Contest Totals	2,063		525	1,451	86	1	0

### Governor

Vote For 1

	TOTAL	VOTE %	Election Day	Early Voting	Ballot By Mail	Provisional Ballots	Limited Ballots
REP Greg Abbott	1,333	64.90%	332	951	49	1	0
DEM Beto O'Rourke	690	33.59%	180	476	34	0	0
LIB Mark Tippetts	25	1.22%	10	13	2	0	0
GRN Delilah Barrios	5	0.24%	1	4	0	0	0
Write-In Totals	1	0.05%	0	1	0	0	0
Total Votes Cast	2,054	100.00%	523	1,445	85	1	0
Overvotes	0		0	0	0	0	0
Undervotes	9		2	6	1	0	0
Contest Totals	2,063		525	1,451	86	1	0

### Lieutenant Governor

Vote For 1

	TOTAL	VOTE %	Election Day	Early Voting	Ballot By Mail	Provisional Ballots	Limited Ballots
REP Dan Patrick	1,305	64.16%	330	931	44	0	0
DEM Mike Collier	693	34.07%	172	482	39	0	0
LIB Shanna Steele	36	1.77%	13	20	2	1	0
Total Votes Cast	2,034	100.00%	515	1,433	85	1	0
Overvotes	0		0	0	0	0	0
Undervotes	29		10	18	1	0	0
Contest Totals	2,063		525	1,451	86	1	0

### Attorney General

Vote For 1

	TOTAL	VOTE %	Election Day	Early Voting	Ballot By Mail	Provisional Ballots	Limited Ballots
REP Ken Paxton	1,283	63.39%	325	911	47	0	0
DEM Rochelle Mercedes Garza	679	33.55%	175	469	35	0	0
LIB Mark Ash	62	3.06%	13	47	1	1	0
Total Votes Cast	2,024	100.00%	513	1,427	83	1	0
Overvotes	0		0	0	0	0	0
Undervotes	39		12	24	3	0	0
Contest Totals	2,063		525	1,451	86	1	0

**PCT 083**

**Comptroller of Public Accounts**

Vote For 1

	TOTAL	VOTE %	Election Day	Early Voting	Ballot By Mail	Provisional Ballots	Limited Ballots
REP Glenn Hegar	1,348	67.13%	337	959	51	1	0
DEM Janet T. Dudding	619	30.83%	147	438	34	0	0
LIB V. Alonzo Echevarria-Garza	41	2.04%	18	23	0	0	0
Total Votes Cast	2,008	100.00%	502	1,420	85	1	0
Overvotes	0		0	0	0	0	0
Undervotes	55		23	31	1	0	0
Contest Totals	2,063		525	1,451	86	1	0

**Commissioner of the General Land Office**

Vote For 1

	TOTAL	VOTE %	Election Day	Early Voting	Ballot By Mail	Provisional Ballots	Limited Ballots
REP Dawn Buckingham	1,344	67.37%	340	955	48	1	0
DEM Jay Kleberg	625	31.33%	152	438	35	0	0
GRN Alfred Molison, Jr	25	1.25%	7	18	0	0	0
Write-In Totals	1	0.05%	1	0	0	0	0
Total Votes Cast	1,995	100.00%	500	1,411	83	1	0
Overvotes	0		0	0	0	0	0
Undervotes	68		25	40	3	0	0
Contest Totals	2,063		525	1,451	86	1	0

**Commissioner of Agriculture**

Vote For 1

	TOTAL	VOTE %	Election Day	Early Voting	Ballot By Mail	Provisional Ballots	Limited Ballots
REP Sid Miller	1,336	67.07%	337	949	49	1	0
DEM Susan Hays	656	32.93%	161	460	35	0	0
Total Votes Cast	1,992	100.00%	498	1,409	84	1	0
Overvotes	0		0	0	0	0	0
Undervotes	71		27	42	2	0	0
Contest Totals	2,063		525	1,451	86	1	0

**Railroad Commissioner**

Vote For 1

	TOTAL	VOTE %	Election Day	Early Voting	Ballot By Mail	Provisional Ballots	Limited Ballots
REP Wayne Christian	1,321	66.25%	334	934	52	1	0
DEM Luke Warford	602	30.19%	141	429	32	0	0
LIB Jaime Andres Diez	49	2.46%	16	32	1	0	0
GRN Hunter Wayne Crow	22	1.10%	6	16	0	0	0
Total Votes Cast	1,994	100.00%	497	1,411	85	1	0
Overvotes	0		0	0	0	0	0
Undervotes	69		28	40	1	0	0
Contest Totals	2,063		525	1,451	86	1	0

**PCT 083**

**Justice, Supreme Court, Place 3**

Vote For 1

	TOTAL	VOTE %	Election Day	Early Voting	Ballot By Mail	Provisional Ballots	Limited Ballots
REP Debra Lehrmann	1,357	67.48%	342	964	50	1	0
DEM Erin A. Nowell	621	30.88%	150	437	34	0	0
LIB Thomas Edward Oxford	33	1.64%	13	18	2	0	0
Total Votes Cast	2,011	100.00%	505	1,419	86	1	0
Overvotes	0		0	0	0	0	0
Undervotes	52		20	32	0	0	0
Contest Totals	2,063		525	1,451	86	1	0

**Justice, Supreme Court, Place 5**

Vote For 1

	TOTAL	VOTE %	Election Day	Early Voting	Ballot By Mail	Provisional Ballots	Limited Ballots
REP Rebeca Huddle	1,356	67.73%	343	960	52	1	0
DEM Amanda Reichel	646	32.27%	163	450	33	0	0
Total Votes Cast	2,002	100.00%	506	1,410	85	1	0
Overvotes	0		0	0	0	0	0
Undervotes	61		19	41	1	0	0
Contest Totals	2,063		525	1,451	86	1	0

**Justice, Supreme Court, Place 9**

Vote For 1

	TOTAL	VOTE %	Election Day	Early Voting	Ballot By Mail	Provisional Ballots	Limited Ballots
REP Evan Young	1,338	67.03%	333	955	49	1	0
DEM Julia Maldonado	658	32.97%	171	452	35	0	0
Total Votes Cast	1,996	100.00%	504	1,407	84	1	0
Overvotes	0		0	0	0	0	0
Undervotes	67		21	44	2	0	0
Contest Totals	2,063		525	1,451	86	1	0

**Judge, Court of Criminal Appeals, Place 5**

Vote For 1

	TOTAL	VOTE %	Election Day	Early Voting	Ballot By Mail	Provisional Ballots	Limited Ballots
REP Scott Walker	1,340	67.24%	340	949	50	1	0
DEM Dana Huffman	653	32.76%	161	458	34	0	0
Total Votes Cast	1,993	100.00%	501	1,407	84	1	0
Overvotes	0		0	0	0	0	0
Undervotes	70		24	44	2	0	0
Contest Totals	2,063		525	1,451	86	1	0

**PCT 083**

**Judge, Court of Criminal Appeals, Place 6**

Vote For 1

	TOTAL	VOTE %	Election Day	Early Voting	Ballot By Mail	Provisional Ballots	Limited Ballots
REP Jesse F. McClure, III	1,344	67.71%	337	956	50	1	0
DEM Robert Johnson	641	32.29%	162	445	34	0	0
Total Votes Cast	1,985	100.00%	499	1,401	84	1	0
Overvotes	0		0	0	0	0	0
Undervotes	78		26	50	2	0	0
Contest Totals	2,063		525	1,451	86	1	0

**Member, State Board of Education, District 12 CCD**

Vote For 1

	TOTAL	VOTE %	Election Day	Early Voting	Ballot By Mail	Provisional Ballots	Limited Ballots
REP Pam Little	1,324	66.47%	330	943	50	1	0
DEM Alex Cornwallis	611	30.67%	148	433	30	0	0
LIB Christy Mowrey	56	2.81%	22	31	3	0	0
Write-In Totals	1	0.05%	1	0	0	0	0
Total Votes Cast	1,992	100.00%	501	1,407	83	1	0
Overvotes	0		0	0	0	0	0
Undervotes	71		24	44	3	0	0
Contest Totals	2,063		525	1,451	86	1	0

**State Senator, District 8**

Vote For 1

	TOTAL	VOTE %	Election Day	Early Voting	Ballot By Mail	Provisional Ballots	Limited Ballots
REP Angela Paxton	1,306	65.37%	328	927	50	1	0
DEM Jonathan Cocks	636	31.83%	160	443	33	0	0
LIB Edward Kless	56	2.80%	16	38	2	0	0
Total Votes Cast	1,998	100.00%	504	1,408	85	1	0
Overvotes	0		0	0	0	0	0
Undervotes	65		21	43	1	0	0
Contest Totals	2,063		525	1,451	86	1	0

**Justice, 5th Court of Appeals District, Place 4**

Vote For 1

	TOTAL	VOTE %	Election Day	Early Voting	Ballot By Mail	Provisional Ballots	Limited Ballots
REP Emily A. Miskel	1,344	67.91%	339	953	51	1	0
DEM Maricela Moore	635	32.09%	159	443	33	0	0
Total Votes Cast	1,979	100.00%	498	1,396	84	1	0
Overvotes	0		0	0	0	0	0
Undervotes	84		27	55	2	0	0
Contest Totals	2,063		525	1,451	86	1	0

**PCT 083**

**Justice, 5th Court of Appeals District, Place 7**

Vote For 1

	TOTAL	VOTE %	Election Day	Early Voting	Ballot By Mail	Provisional Ballots	Limited Ballots
REP Kristina Williams	1,332	67.41%	337	945	50	0	0
DEM Nancy Kennedy	644	32.59%	159	450	35	0	0
Total Votes Cast	1,976	100.00%	496	1,395	85	0	0
Overvotes	0		0	0	0	0	0
Undervotes	87		29	56	1	1	0
Contest Totals	2,063		525	1,451	86	1	0

**County Judge CCD**

Vote For 1

	TOTAL	VOTE %	Election Day	Early Voting	Ballot By Mail	Provisional Ballots	Limited Ballots
REP Chris Hill	1,353	68.09%	346	956	50	1	0
DEM Joshua Murray	634	31.91%	154	445	35	0	0
Total Votes Cast	1,987	100.00%	500	1,401	85	1	0
Overvotes	0		0	0	0	0	0
Undervotes	76		25	50	1	0	0
Contest Totals	2,063		525	1,451	86	1	0

**District Clerk CCD**

Vote For 1

	TOTAL	VOTE %	Election Day	Early Voting	Ballot By Mail	Provisional Ballots	Limited Ballots
REP Mike Gould	1,345	67.93%	342	953	49	1	0
DEM David Brignac	635	32.07%	155	445	35	0	0
Total Votes Cast	1,980	100.00%	497	1,398	84	1	0
Overvotes	0		0	0	0	0	0
Undervotes	83		28	53	2	0	0
Contest Totals	2,063		525	1,451	86	1	0

**Justice of the Peace, Precinct 2**

Vote For 1

	TOTAL	VOTE %	Election Day	Early Voting	Ballot By Mail	Provisional Ballots	Limited Ballots
REP Ellen Skinner	1,339	67.66%	343	944	51	1	0
DEM Jennifer McKenzie	640	32.34%	158	448	34	0	0
Total Votes Cast	1,979	100.00%	501	1,392	85	1	0
Overvotes	0		0	0	0	0	0
Undervotes	84		24	59	1	0	0
Contest Totals	2,063		525	1,451	86	1	0



**PCT 083**

**Wylie ISD - Trustee, Place 1**

Vote For 1

	TOTAL	VOTE %	Election Day	Early Voting	Ballot By Mail	Provisional Ballots	Limited Ballots
Jill Palmer	657	38.72%	174	448	34	1	0
Stacie Smith	1,040	61.28%	223	775	42	0	0
Total Votes Cast	1,697	100.00%	397	1,223	76	1	0
Overvotes	0		0	0	0	0	0
Undervotes	366		128	228	10	0	0
Contest Totals	2,063		525	1,451	86	1	0

**Wylie ISD - Trustee, Place 2**

Vote For 1

	TOTAL	VOTE %	Election Day	Early Voting	Ballot By Mail	Provisional Ballots	Limited Ballots
Jeffrey Keech	605	35.59%	162	409	33	1	0
Mike Williams	1,095	64.41%	238	814	43	0	0
Total Votes Cast	1,700	100.00%	400	1,223	76	1	0
Overvotes	0		0	0	0	0	0
Undervotes	363		125	228	10	0	0
Contest Totals	2,063		525	1,451	86	1	0

**Wylie ISD - Trustee, Place 5**

Vote For 1

	TOTAL	VOTE %	Election Day	Early Voting	Ballot By Mail	Provisional Ballots	Limited Ballots
Virddie Montgomery	1,040	60.96%	241	761	38	0	0
Kevin Brooks	666	39.04%	162	464	39	1	0
Total Votes Cast	1,706	100.00%	403	1,225	77	1	0
Overvotes	0		0	0	0	0	0
Undervotes	357		122	226	9	0	0
Contest Totals	2,063		525	1,451	86	1	0

**Wylie ISD - Trustee, Place 6**

Vote For 1

	TOTAL	VOTE %	Election Day	Early Voting	Ballot By Mail	Provisional Ballots	Limited Ballots
Jacob Day	1,070	65.28%	242	792	36	0	0
Michael Schwerin	569	34.72%	140	395	33	1	0
Total Votes Cast	1,639	100.00%	382	1,187	69	1	0
Overvotes	0		0	0	0	0	0
Undervotes	424		143	264	17	0	0
Contest Totals	2,063		525	1,451	86	1	0

## PCT 084

### U. S. Representative, District 4

Vote For 1

	TOTAL	VOTE %	Election Day	Early Voting	Ballot By Mail	Provisional Ballots	Limited Ballots
REP Pat Fallon	703	54.75%	190	494	19	0	0
DEM Iro Omere	566	44.08%	115	416	34	1	0
LIB John Simmons	15	1.17%	8	7	0	0	0
Total Votes Cast	1,284	100.00%	313	917	53	1	0
Overvotes	0		0	0	0	0	0
Undervotes	33		8	21	4	0	0
Contest Totals	1,317		321	938	57	1	0

### Governor

Vote For 1

	TOTAL	VOTE %	Election Day	Early Voting	Ballot By Mail	Provisional Ballots	Limited Ballots
REP Greg Abbott	689	52.44%	189	481	19	0	0
DEM Beto O'Rourke	618	47.03%	131	448	38	1	0
LIB Mark Tippetts	5	0.38%	1	4	0	0	0
GRN Delilah Barrios	2	0.15%	0	2	0	0	0
Write-In Totals	0	0.00%	0	0	0	0	0
Total Votes Cast	1,314	100.00%	321	935	57	1	0
Overvotes	0		0	0	0	0	0
Undervotes	3		0	3	0	0	0
Contest Totals	1,317		321	938	57	1	0

### Lieutenant Governor

Vote For 1

	TOTAL	VOTE %	Election Day	Early Voting	Ballot By Mail	Provisional Ballots	Limited Ballots
REP Dan Patrick	661	50.81%	182	460	19	0	0
DEM Mike Collier	618	47.50%	123	457	37	1	0
LIB Shanna Steele	22	1.69%	11	11	0	0	0
Total Votes Cast	1,301	100.00%	316	928	56	1	0
Overvotes	0		0	0	0	0	0
Undervotes	16		5	10	1	0	0
Contest Totals	1,317		321	938	57	1	0

### Attorney General

Vote For 1

	TOTAL	VOTE %	Election Day	Early Voting	Ballot By Mail	Provisional Ballots	Limited Ballots
REP Ken Paxton	642	49.77%	176	447	19	0	0
DEM Rochelle Mercedes Garza	615	47.67%	125	452	37	1	0
LIB Mark Ash	33	2.56%	10	23	0	0	0
Total Votes Cast	1,290	100.00%	311	922	56	1	0
Overvotes	0		0	0	0	0	0
Undervotes	27		10	16	1	0	0
Contest Totals	1,317		321	938	57	1	0

**PCT 084**

**Comptroller of Public Accounts**

Vote For 1

	TOTAL	VOTE %	Election Day	Early Voting	Ballot By Mail	Provisional Ballots	Limited Ballots
REP Glenn Hegar	739	57.33%	192	528	19	0	0
DEM Janet T. Dudding	536	41.58%	114	384	37	1	0
LIB V. Alonzo Echevarria-Garza	14	1.09%	6	8	0	0	0
Total Votes Cast	1,289	100.00%	312	920	56	1	0
Overvotes	0		0	0	0	0	0
Undervotes	28		9	18	1	0	0
Contest Totals	1,317		321	938	57	1	0

**Commissioner of the General Land Office**

Vote For 1

	TOTAL	VOTE %	Election Day	Early Voting	Ballot By Mail	Provisional Ballots	Limited Ballots
REP Dawn Buckingham	694	54.52%	194	481	19	0	0
DEM Jay Kleberg	574	45.09%	115	423	35	1	0
GRN Alfred Molison, Jr	5	0.39%	3	2	0	0	0
Write-In Totals	0	0.00%	0	0	0	0	0
Total Votes Cast	1,273	100.00%	312	906	54	1	0
Overvotes	0		0	0	0	0	0
Undervotes	44		9	32	3	0	0
Contest Totals	1,317		321	938	57	1	0

**Commissioner of Agriculture**

Vote For 1

	TOTAL	VOTE %	Election Day	Early Voting	Ballot By Mail	Provisional Ballots	Limited Ballots
REP Sid Miller	697	54.75%	191	487	19	0	0
DEM Susan Hays	576	45.25%	119	421	35	1	0
Total Votes Cast	1,273	100.00%	310	908	54	1	0
Overvotes	0		0	0	0	0	0
Undervotes	44		11	30	3	0	0
Contest Totals	1,317		321	938	57	1	0

**Railroad Commissioner**

Vote For 1

	TOTAL	VOTE %	Election Day	Early Voting	Ballot By Mail	Provisional Ballots	Limited Ballots
REP Wayne Christian	687	53.84%	189	480	18	0	0
DEM Luke Warford	559	43.81%	107	416	35	1	0
LIB Jaime Andres Diez	19	1.49%	12	7	0	0	0
GRN Hunter Wayne Crow	11	0.86%	4	7	0	0	0
Total Votes Cast	1,276	100.00%	312	910	53	1	0
Overvotes	0		0	0	0	0	0
Undervotes	41		9	28	4	0	0
Contest Totals	1,317		321	938	57	1	0

**PCT 084**

**Justice, Supreme Court, Place 3**

Vote For 1

	TOTAL	VOTE %		Election Day	Early Voting	Ballot By Mail	Provisional Ballots	Limited Ballots
REP Debra Lehrmann	719	56.35%		191	510	18	0	0
DEM Erin A. Nowell	541	42.40%		115	391	34	1	0
LIB Thomas Edward Oxford	16	1.25%		7	8	1	0	0
Total Votes Cast	1,276	100.00%		313	909	53	1	0
Overvotes	0			0	0	0	0	0
Undervotes	41			8	29	4	0	0
Contest Totals	1,317			321	938	57	1	0

**Justice, Supreme Court, Place 5**

Vote For 1

	TOTAL	VOTE %		Election Day	Early Voting	Ballot By Mail	Provisional Ballots	Limited Ballots
REP Rebeca Huddle	722	56.67%		192	512	18	0	0
DEM Amanda Reichel	552	43.33%		120	396	35	1	0
Total Votes Cast	1,274	100.00%		312	908	53	1	0
Overvotes	0			0	0	0	0	0
Undervotes	43			9	30	4	0	0
Contest Totals	1,317			321	938	57	1	0

**Justice, Supreme Court, Place 9**

Vote For 1

	TOTAL	VOTE %		Election Day	Early Voting	Ballot By Mail	Provisional Ballots	Limited Ballots
REP Evan Young	714	56.22%		191	505	18	0	0
DEM Julia Maldonado	556	43.78%		120	401	34	1	0
Total Votes Cast	1,270	100.00%		311	906	52	1	0
Overvotes	0			0	0	0	0	0
Undervotes	47			10	32	5	0	0
Contest Totals	1,317			321	938	57	1	0

**Judge, Court of Criminal Appeals, Place 5**

Vote For 1

	TOTAL	VOTE %		Election Day	Early Voting	Ballot By Mail	Provisional Ballots	Limited Ballots
REP Scott Walker	696	55.11%		189	488	19	0	0
DEM Dana Huffman	567	44.89%		122	410	34	1	0
Total Votes Cast	1,263	100.00%		311	898	53	1	0
Overvotes	0			0	0	0	0	0
Undervotes	54			10	40	4	0	0
Contest Totals	1,317			321	938	57	1	0

**PCT 084**

**Judge, Court of Criminal Appeals, Place 6**

Vote For 1

	TOTAL	VOTE %		Election Day	Early Voting	Ballot By Mail	Provisional Ballots	Limited Ballots
REP Jesse F. McClure, III	711	56.43%		191	501	19	0	0
DEM Robert Johnson	549	43.57%		119	396	33	1	0
Total Votes Cast	1,260	100.00%		310	897	52	1	0
Overvotes	0			0	0	0	0	0
Undervotes	57			11	41	5	0	0
Contest Totals	1,317			321	938	57	1	0

**Member, State Board of Education, District 12 CCD**

Vote For 1

	TOTAL	VOTE %		Election Day	Early Voting	Ballot By Mail	Provisional Ballots	Limited Ballots
REP Pam Little	693	54.57%		185	490	18	0	0
DEM Alex Cornwallis	553	43.54%		114	404	34	1	0
LIB Christy Mowrey	23	1.81%		11	12	0	0	0
Write-In Totals	1	0.08%		0	0	1	0	0
Total Votes Cast	1,270	100.00%		310	906	53	1	0
Overvotes	0			0	0	0	0	0
Undervotes	47			11	32	4	0	0
Contest Totals	1,317			321	938	57	1	0

**State Senator, District 2**

Vote For 1

	TOTAL	VOTE %		Election Day	Early Voting	Ballot By Mail	Provisional Ballots	Limited Ballots
REP Bob Hall	695	54.94%		189	488	18	0	0
DEM Prince S. Giador	570	45.06%		120	415	34	1	0
Total Votes Cast	1,265	100.00%		309	903	52	1	0
Overvotes	0			0	0	0	0	0
Undervotes	52			12	35	5	0	0
Contest Totals	1,317			321	938	57	1	0

**State Representative, District 70**

Vote For 1

	TOTAL	VOTE %		Election Day	Early Voting	Ballot By Mail	Provisional Ballots	Limited Ballots
REP Jamee Jolly	712	55.80%		189	504	19	0	0
DEM Mihaela Elizabeth Plesa	564	44.20%		121	407	35	1	0
Total Votes Cast	1,276	100.00%		310	911	54	1	0
Overvotes	0			0	0	0	0	0
Undervotes	41			11	27	3	0	0
Contest Totals	1,317			321	938	57	1	0

**PCT 084**

**Justice, 5th Court of Appeals District, Place 4**

Vote For 1

	TOTAL	VOTE %	Election Day	Early Voting	Ballot By Mail	Provisional Ballots	Limited Ballots
REP Emily A. Miskel	703	55.84%	190	494	19	0	0
DEM Maricela Moore	556	44.16%	120	402	33	1	0
Total Votes Cast	1,259	100.00%	310	896	52	1	0
Overvotes	0		0	0	0	0	0
Undervotes	58		11	42	5	0	0
Contest Totals	1,317		321	938	57	1	0

**Justice, 5th Court of Appeals District, Place 7**

Vote For 1

	TOTAL	VOTE %	Election Day	Early Voting	Ballot By Mail	Provisional Ballots	Limited Ballots
REP Kristina Williams	699	55.61%	192	489	18	0	0
DEM Nancy Kennedy	558	44.39%	117	406	34	1	0
Total Votes Cast	1,257	100.00%	309	895	52	1	0
Overvotes	0		0	0	0	0	0
Undervotes	60		12	43	5	0	0
Contest Totals	1,317		321	938	57	1	0

**County Judge CCD**

Vote For 1

	TOTAL	VOTE %	Election Day	Early Voting	Ballot By Mail	Provisional Ballots	Limited Ballots
REP Chris Hill	705	55.60%	192	494	19	0	0
DEM Joshua Murray	563	44.40%	119	408	35	1	0
Total Votes Cast	1,268	100.00%	311	902	54	1	0
Overvotes	0		0	0	0	0	0
Undervotes	49		10	36	3	0	0
Contest Totals	1,317		321	938	57	1	0

**District Clerk CCD**

Vote For 1

	TOTAL	VOTE %	Election Day	Early Voting	Ballot By Mail	Provisional Ballots	Limited Ballots
REP Mike Gould	706	56.30%	194	493	19	0	0
DEM David Brignac	548	43.70%	115	399	33	1	0
Total Votes Cast	1,254	100.00%	309	892	52	1	0
Overvotes	0		0	0	0	0	0
Undervotes	63		12	46	5	0	0
Contest Totals	1,317		321	938	57	1	0

## PCT 084

### County Commissioner, Precinct 4

Vote For 1

	TOTAL	VOTE %	Election Day	Early Voting	Ballot By Mail	Provisional Ballots	Limited Ballots
REP Duncan Webb	710	55.91%	193	497	20	0	0
DEM Jeffrey Williams	560	44.09%	118	408	33	1	0
Total Votes Cast	1,270	100.00%	311	905	53	1	0
Overvotes	0		0	0	0	0	0
Undervotes	47		10	33	4	0	0
Contest Totals	1,317		321	938	57	1	0

### Justice of the Peace, Precinct 3

Vote For 1

	TOTAL	VOTE %	Election Day	Early Voting	Ballot By Mail	Provisional Ballots	Limited Ballots
REP Mike Missildine	707	56.24%	190	498	19	0	0
DEM Irvin Lynn Barrett	550	43.76%	119	397	33	1	0
Total Votes Cast	1,257	100.00%	309	895	52	1	0
Overvotes	0		0	0	0	0	0
Undervotes	60		12	43	5	0	0
Contest Totals	1,317		321	938	57	1	0

### Dallas, City of - Proposition A

Vote For 1

	TOTAL	VOTE %	Election Day	Early Voting	Ballot By Mail	Provisional Ballots	Limited Ballots
For	769	62.78%	163	571	34	1	0
Against	456	37.22%	135	306	15	0	0
Total Votes Cast	1,225	100.00%	298	877	49	1	0
Overvotes	0		0	0	0	0	0
Undervotes	92		23	61	8	0	0
Contest Totals	1,317		321	938	57	1	0

### Plano ISD - Proposition A

Vote For 1

	TOTAL	VOTE %	Election Day	Early Voting	Ballot By Mail	Provisional Ballots	Limited Ballots
For	535	43.60%	115	400	20	0	0
Against	692	56.40%	186	478	28	0	0
Total Votes Cast	1,227	100.00%	301	878	48	0	0
Overvotes	0		0	0	0	0	0
Undervotes	90		20	60	9	1	0
Contest Totals	1,317		321	938	57	1	0

**PCT 084**

**Plano ISD - Proposition B**

Vote For 1

	TOTAL	VOTE %		Election Day	Early Voting	Ballot By Mail	Provisional Ballots	Limited Ballots
For	623	50.65%		144	457	22	0	0
Against	607	49.35%		156	423	28	0	0
Total Votes Cast	1,230	100.00%		300	880	50	0	0
Overvotes	0			0	0	0	0	0
Undervotes	87			21	58	7	1	0
Contest Totals	1,317			321	938	57	1	0

**Plano ISD - Proposition C**

Vote For 1

	TOTAL	VOTE %		Election Day	Early Voting	Ballot By Mail	Provisional Ballots	Limited Ballots
For	613	50.00%		135	453	25	0	0
Against	613	50.00%		162	427	24	0	0
Total Votes Cast	1,226	100.00%		297	880	49	0	0
Overvotes	0			0	0	0	0	0
Undervotes	91			24	58	8	1	0
Contest Totals	1,317			321	938	57	1	0

**Plano ISD - Proposition D**

Vote For 1

	TOTAL	VOTE %		Election Day	Early Voting	Ballot By Mail	Provisional Ballots	Limited Ballots
For	515	42.11%		120	378	17	0	0
Against	708	57.89%		176	501	31	0	0
Total Votes Cast	1,223	100.00%		296	879	48	0	0
Overvotes	0			0	0	0	0	0
Undervotes	94			25	59	9	1	0
Contest Totals	1,317			321	938	57	1	0

**Plano ISD - Proposition E**

Vote For 1

	TOTAL	VOTE %		Election Day	Early Voting	Ballot By Mail	Provisional Ballots	Limited Ballots
For	441	36.36%		103	323	15	0	0
Against	772	63.64%		193	547	32	0	0
Total Votes Cast	1,213	100.00%		296	870	47	0	0
Overvotes	0			0	0	0	0	0
Undervotes	103			25	68	9	1	0
Contest Totals	1,316			321	938	56	1	0



## PCT 085

### U. S. Representative, District 4

Vote For 1

	TOTAL	VOTE %		Election Day	Early Voting	Ballot By Mail	Provisional Ballots	Limited Ballots
REP Pat Fallon	685	42.26%	<div style="width: 42.26%;"><div style="width: 42.26%;"></div></div>	181	481	23	0	0
DEM Iro Omere	894	55.15%	<div style="width: 55.15%;"><div style="width: 55.15%;"></div></div>	269	571	52	2	0
LIB John Simmons	42	2.59%	<div style="width: 2.59%;"><div style="width: 2.59%;"></div></div>	16	24	2	0	0
Total Votes Cast	1,621	100.00%	<div style="width: 100.00%;"><div style="width: 100.00%;"></div></div>	466	1,076	77	2	0
Overvotes	0			0	0	0	0	0
Undervotes	45			13	29	2	1	0
Contest Totals	1,666			479	1,105	79	3	0

### Governor

Vote For 1

	TOTAL	VOTE %		Election Day	Early Voting	Ballot By Mail	Provisional Ballots	Limited Ballots
REP Greg Abbott	670	40.43%	<div style="width: 40.43%;"><div style="width: 40.43%;"></div></div>	172	475	22	1	0
DEM Beto O'Rourke	959	57.88%	<div style="width: 57.88%;"><div style="width: 57.88%;"></div></div>	291	609	57	2	0
LIB Mark Tippetts	19	1.15%	<div style="width: 1.15%;"><div style="width: 1.15%;"></div></div>	8	11	0	0	0
GRN Delilah Barrios	9	0.54%	<div style="width: 0.54%;"><div style="width: 0.54%;"></div></div>	3	6	0	0	0
Write-In Totals	0	0.00%	<div style="width: 0.00%;"><div style="width: 0.00%;"></div></div>	0	0	0	0	0
Total Votes Cast	1,657	100.00%	<div style="width: 100.00%;"><div style="width: 100.00%;"></div></div>	474	1,101	79	3	0
Overvotes	0			0	0	0	0	0
Undervotes	9			5	4	0	0	0
Contest Totals	1,666			479	1,105	79	3	0

### Lieutenant Governor

Vote For 1

	TOTAL	VOTE %		Election Day	Early Voting	Ballot By Mail	Provisional Ballots	Limited Ballots
REP Dan Patrick	660	40.17%	<div style="width: 40.17%;"><div style="width: 40.17%;"></div></div>	174	464	22	0	0
DEM Mike Collier	945	57.52%	<div style="width: 57.52%;"><div style="width: 57.52%;"></div></div>	275	611	57	2	0
LIB Shanna Steele	38	2.31%	<div style="width: 2.31%;"><div style="width: 2.31%;"></div></div>	18	20	0	0	0
Total Votes Cast	1,643	100.00%	<div style="width: 100.00%;"><div style="width: 100.00%;"></div></div>	467	1,095	79	2	0
Overvotes	0			0	0	0	0	0
Undervotes	23			12	10	0	1	0
Contest Totals	1,666			479	1,105	79	3	0

### Attorney General

Vote For 1

	TOTAL	VOTE %		Election Day	Early Voting	Ballot By Mail	Provisional Ballots	Limited Ballots
REP Ken Paxton	648	39.61%	<div style="width: 39.61%;"><div style="width: 39.61%;"></div></div>	171	458	19	0	0
DEM Rochelle Mercedes Garza	939	57.40%	<div style="width: 57.40%;"><div style="width: 57.40%;"></div></div>	277	603	57	2	0
LIB Mark Ash	49	3.00%	<div style="width: 3.00%;"><div style="width: 3.00%;"></div></div>	17	31	1	0	0
Total Votes Cast	1,636	100.00%	<div style="width: 100.00%;"><div style="width: 100.00%;"></div></div>	465	1,092	77	2	0
Overvotes	0			0	0	0	0	0
Undervotes	30			14	13	2	1	0
Contest Totals	1,666			479	1,105	79	3	0

**PCT 085**

**Comptroller of Public Accounts**

Vote For 1

	TOTAL	VOTE %	Election Day	Early Voting	Ballot By Mail	Provisional Ballots	Limited Ballots
REP Glenn Hegar	702	43.23%	182	493	26	1	0
DEM Janet T. Dudding	890	54.80%	269	568	53	0	0
LIB V. Alonzo Echevarria-Garza	32	1.97%	13	18	0	1	0
Total Votes Cast	1,624	100.00%	464	1,079	79	2	0
Overvotes	0		0	0	0	0	0
Undervotes	42		15	26	0	1	0
Contest Totals	1,666		479	1,105	79	3	0

**Commissioner of the General Land Office**

Vote For 1

	TOTAL	VOTE %	Election Day	Early Voting	Ballot By Mail	Provisional Ballots	Limited Ballots
REP Dawn Buckingham	696	42.96%	188	486	22	0	0
DEM Jay Kleberg	897	55.37%	260	578	57	2	0
GRN Alfred Molison, Jr	27	1.67%	15	12	0	0	0
Write-In Totals	0	0.00%	0	0	0	0	0
Total Votes Cast	1,620	100.00%	463	1,076	79	2	0
Overvotes	0		0	0	0	0	0
Undervotes	46		16	29	0	1	0
Contest Totals	1,666		479	1,105	79	3	0

**Commissioner of Agriculture**

Vote For 1

	TOTAL	VOTE %	Election Day	Early Voting	Ballot By Mail	Provisional Ballots	Limited Ballots
REP Sid Miller	692	42.77%	186	481	24	1	0
DEM Susan Hays	926	57.23%	277	592	55	2	0
Total Votes Cast	1,618	100.00%	463	1,073	79	3	0
Overvotes	0		0	0	0	0	0
Undervotes	48		16	32	0	0	0
Contest Totals	1,666		479	1,105	79	3	0

**Railroad Commissioner**

Vote For 1

	TOTAL	VOTE %	Election Day	Early Voting	Ballot By Mail	Provisional Ballots	Limited Ballots
REP Wayne Christian	684	42.20%	179	483	21	1	0
DEM Luke Warford	886	54.66%	256	573	55	2	0
LIB Jaime Andres Diez	29	1.79%	14	15	0	0	0
GRN Hunter Wayne Crow	22	1.36%	12	9	1	0	0
Total Votes Cast	1,621	100.00%	461	1,080	77	3	0
Overvotes	0		0	0	0	0	0
Undervotes	45		18	25	2	0	0
Contest Totals	1,666		479	1,105	79	3	0

## PCT 085

### Justice, Supreme Court, Place 3

Vote For 1

	TOTAL	VOTE %	Election Day	Early Voting	Ballot By Mail	Provisional Ballots	Limited Ballots
REP Debra Lehrmann	687	42.59%	182	479	25	1	0
DEM Erin A. Nowell	905	56.11%	275	578	52	0	0
LIB Thomas Edward Oxford	21	1.30%	8	12	0	1	0
Total Votes Cast	1,613	100.00%	465	1,069	77	2	0
Overvotes	0		0	0	0	0	0
Undervotes	53		14	36	2	1	0
Contest Totals	1,666		479	1,105	79	3	0

### Justice, Supreme Court, Place 5

Vote For 1

	TOTAL	VOTE %	Election Day	Early Voting	Ballot By Mail	Provisional Ballots	Limited Ballots
REP Rebeca Huddle	692	43.06%	179	491	21	1	0
DEM Amanda Reichel	915	56.94%	282	581	51	1	0
Total Votes Cast	1,607	100.00%	461	1,072	72	2	0
Overvotes	1		0	0	1	0	0
Undervotes	58		18	33	6	1	0
Contest Totals	1,666		479	1,105	79	3	0

### Justice, Supreme Court, Place 9

Vote For 1

	TOTAL	VOTE %	Election Day	Early Voting	Ballot By Mail	Provisional Ballots	Limited Ballots
REP Evan Young	690	42.75%	178	488	24	0	0
DEM Julia Maldonado	924	57.25%	285	585	52	2	0
Total Votes Cast	1,614	100.00%	463	1,073	76	2	0
Overvotes	0		0	0	0	0	0
Undervotes	52		16	32	3	1	0
Contest Totals	1,666		479	1,105	79	3	0

### Judge, Court of Criminal Appeals, Place 5

Vote For 1

	TOTAL	VOTE %	Election Day	Early Voting	Ballot By Mail	Provisional Ballots	Limited Ballots
REP Scott Walker	690	42.96%	188	478	24	0	0
DEM Dana Huffman	916	57.04%	278	583	53	2	0
Total Votes Cast	1,606	100.00%	466	1,061	77	2	0
Overvotes	0		0	0	0	0	0
Undervotes	60		13	44	2	1	0
Contest Totals	1,666		479	1,105	79	3	0

**PCT 085**

**Judge, Court of Criminal Appeals, Place 6**

Vote For 1

	TOTAL	VOTE %		Election Day	Early Voting	Ballot By Mail	Provisional Ballots	Limited Ballots
REP Jesse F. McClure, III	690	43.07%		183	485	22	0	0
DEM Robert Johnson	912	56.93%		278	579	53	2	0
Total Votes Cast	1,602	100.00%		461	1,064	75	2	0
Overvotes	0			0	0	0	0	0
Undervotes	64			18	41	4	1	0
Contest Totals	1,666			479	1,105	79	3	0

**Member, State Board of Education, District 12 CCD**

Vote For 1

	TOTAL	VOTE %		Election Day	Early Voting	Ballot By Mail	Provisional Ballots	Limited Ballots
REP Pam Little	666	41.39%		171	471	23	1	0
DEM Alex Cornwallis	896	55.69%		270	573	52	1	0
LIB Christy Mowrey	46	2.86%		22	22	2	0	0
Write-In Totals	1	0.06%		1	0	0	0	0
Total Votes Cast	1,609	100.00%		464	1,066	77	2	0
Overvotes	0			0	0	0	0	0
Undervotes	57			15	39	2	1	0
Contest Totals	1,666			479	1,105	79	3	0

**State Senator, District 8**

Vote For 1

	TOTAL	VOTE %		Election Day	Early Voting	Ballot By Mail	Provisional Ballots	Limited Ballots
REP Angela Paxton	653	40.46%		169	463	21	0	0
DEM Jonathan Cocks	929	57.56%		279	591	57	2	0
LIB Edward Kless	32	1.98%		16	15	1	0	0
Total Votes Cast	1,614	100.00%		464	1,069	79	2	0
Overvotes	0			0	0	0	0	0
Undervotes	52			15	36	0	1	0
Contest Totals	1,666			479	1,105	79	3	0

**State Representative, District 67**

Vote For 1

	TOTAL	VOTE %		Election Day	Early Voting	Ballot By Mail	Provisional Ballots	Limited Ballots
REP Jeff Leach	699	43.26%		185	487	27	0	0
DEM Kevin Morris	917	56.74%		279	584	52	2	0
Total Votes Cast	1,616	100.00%		464	1,071	79	2	0
Overvotes	0			0	0	0	0	0
Undervotes	50			15	34	0	1	0
Contest Totals	1,666			479	1,105	79	3	0

**PCT 085**

**Justice, 5th Court of Appeals District, Place 4**

Vote For 1

	TOTAL	VOTE %	Election Day	Early Voting	Ballot By Mail	Provisional Ballots	Limited Ballots
REP Emily A. Miskel	692	43.22%	186	481	24	1	0
DEM Maricela Moore	909	56.78%	275	579	54	1	0
Total Votes Cast	1,601	100.00%	461	1,060	78	2	0
Overvotes	0		0	0	0	0	0
Undervotes	65		18	45	1	1	0
Contest Totals	1,666		479	1,105	79	3	0

**Justice, 5th Court of Appeals District, Place 7**

Vote For 1

	TOTAL	VOTE %	Election Day	Early Voting	Ballot By Mail	Provisional Ballots	Limited Ballots
REP Kristina Williams	681	42.64%	185	474	21	1	0
DEM Nancy Kennedy	916	57.36%	275	586	54	1	0
Total Votes Cast	1,597	100.00%	460	1,060	75	2	0
Overvotes	0		0	0	0	0	0
Undervotes	69		19	45	4	1	0
Contest Totals	1,666		479	1,105	79	3	0

**County Judge CCD**

Vote For 1

	TOTAL	VOTE %	Election Day	Early Voting	Ballot By Mail	Provisional Ballots	Limited Ballots
REP Chris Hill	698	43.30%	188	487	23	0	0
DEM Joshua Murray	914	56.70%	275	581	56	2	0
Total Votes Cast	1,612	100.00%	463	1,068	79	2	0
Overvotes	0		0	0	0	0	0
Undervotes	54		16	37	0	1	0
Contest Totals	1,666		479	1,105	79	3	0

**District Clerk CCD**

Vote For 1

	TOTAL	VOTE %	Election Day	Early Voting	Ballot By Mail	Provisional Ballots	Limited Ballots
REP Mike Gould	698	43.44%	189	486	23	0	0
DEM David Brignac	909	56.56%	273	580	54	2	0
Total Votes Cast	1,607	100.00%	462	1,066	77	2	0
Overvotes	0		0	0	0	0	0
Undervotes	59		17	39	2	1	0
Contest Totals	1,666		479	1,105	79	3	0

## PCT 085

### County Commissioner, Precinct 4

Vote For 1

	TOTAL	VOTE %		Election Day	Early Voting	Ballot By Mail	Provisional Ballots	Limited Ballots
REP Duncan Webb	697	43.56%	<div style="width: 43.56%;"><div style="width: 43.56%;"></div></div>	189	485	23	0	0
DEM Jeffrey Williams	903	56.44%	<div style="width: 56.44%;"><div style="width: 56.44%;"></div></div>	271	576	55	1	0
Total Votes Cast	1,600	100.00%	<div style="width: 100.00%;"><div style="width: 100.00%;"></div></div>	460	1,061	78	1	0
Overvotes	0			0	0	0	0	0
Undervotes	66			19	44	1	2	0
Contest Totals	1,666			479	1,105	79	3	0

### Justice of the Peace, Precinct 3

Vote For 1

	TOTAL	VOTE %		Election Day	Early Voting	Ballot By Mail	Provisional Ballots	Limited Ballots
REP Mike Missildine	688	43.19%	<div style="width: 43.19%;"><div style="width: 43.19%;"></div></div>	181	484	23	0	0
DEM Irvin Lynn Barrett	905	56.81%	<div style="width: 56.81%;"><div style="width: 56.81%;"></div></div>	276	575	53	1	0
Total Votes Cast	1,593	100.00%	<div style="width: 100.00%;"><div style="width: 100.00%;"></div></div>	457	1,059	76	1	0
Overvotes	0			0	0	0	0	0
Undervotes	73			22	46	3	2	0
Contest Totals	1,666			479	1,105	79	3	0

### Plano ISD - Proposition A

Vote For 1

	TOTAL	VOTE %		Election Day	Early Voting	Ballot By Mail	Provisional Ballots	Limited Ballots
For	815	52.89%	<div style="width: 52.89%;"><div style="width: 52.89%;"></div></div>	214	552	46	3	0
Against	726	47.11%	<div style="width: 47.11%;"><div style="width: 47.11%;"></div></div>	221	479	26	0	0
Total Votes Cast	1,541	100.00%	<div style="width: 100.00%;"><div style="width: 100.00%;"></div></div>	435	1,031	72	3	0
Overvotes	0			0	0	0	0	0
Undervotes	125			44	74	7	0	0
Contest Totals	1,666			479	1,105	79	3	0

### Plano ISD - Proposition B

Vote For 1

	TOTAL	VOTE %		Election Day	Early Voting	Ballot By Mail	Provisional Ballots	Limited Ballots
For	858	55.21%	<div style="width: 55.21%;"><div style="width: 55.21%;"></div></div>	229	582	44	3	0
Against	696	44.79%	<div style="width: 44.79%;"><div style="width: 44.79%;"></div></div>	207	459	30	0	0
Total Votes Cast	1,554	100.00%	<div style="width: 100.00%;"><div style="width: 100.00%;"></div></div>	436	1,041	74	3	0
Overvotes	0			0	0	0	0	0
Undervotes	112			43	64	5	0	0
Contest Totals	1,666			479	1,105	79	3	0

## PCT 085

### Plano ISD - Proposition C

Vote For 1

	TOTAL	VOTE %		Election Day	Early Voting	Ballot By Mail	Provisional Ballots	Limited Ballots
For	850	54.87%	<div style="width: 54.87%;"><div style="width: 54.87%;"></div></div>	227	577	43	3	0
Against	699	45.13%	<div style="width: 45.13%;"><div style="width: 45.13%;"></div></div>	207	460	32	0	0
Total Votes Cast	1,549	100.00%	<div style="width: 100.00%;"><div style="width: 100.00%;"></div></div>	434	1,037	75	3	0
Overvotes	0			0	0	0	0	0
Undervotes	117			45	68	4	0	0
Contest Totals	1,666			479	1,105	79	3	0

### Plano ISD - Proposition D

Vote For 1

	TOTAL	VOTE %		Election Day	Early Voting	Ballot By Mail	Provisional Ballots	Limited Ballots
For	742	47.96%	<div style="width: 47.96%;"><div style="width: 47.96%;"></div></div>	198	503	39	2	0
Against	805	52.04%	<div style="width: 52.04%;"><div style="width: 52.04%;"></div></div>	233	534	37	1	0
Total Votes Cast	1,547	100.00%	<div style="width: 100.00%;"><div style="width: 100.00%;"></div></div>	431	1,037	76	3	0
Overvotes	0			0	0	0	0	0
Undervotes	119			48	68	3	0	0
Contest Totals	1,666			479	1,105	79	3	0

### Plano ISD - Proposition E

Vote For 1

	TOTAL	VOTE %		Election Day	Early Voting	Ballot By Mail	Provisional Ballots	Limited Ballots
For	678	43.88%	<div style="width: 43.88%;"><div style="width: 43.88%;"></div></div>	179	460	36	3	0
Against	867	56.12%	<div style="width: 56.12%;"><div style="width: 56.12%;"></div></div>	251	576	40	0	0
Total Votes Cast	1,545	100.00%	<div style="width: 100.00%;"><div style="width: 100.00%;"></div></div>	430	1,036	76	3	0
Overvotes	0			0	0	0	0	0
Undervotes	121			49	69	3	0	0
Contest Totals	1,666			479	1,105	79	3	0

## PCT 086

### U. S. Representative District 3

Vote For 1

	TOTAL	VOTE %	Election Day	Early Voting	Ballot By Mail	Provisional Ballots	Limited Ballots
REP Keith Self	889	52.29%	180	679	30	0	0
DEM Sandeep Srivastava	772	45.41%	178	556	37	1	0
LIB Christopher Claytor	39	2.29%	12	27	0	0	0
Total Votes Cast	1,700	100.00%	370	1,262	67	1	0
Overvotes	0		0	0	0	0	0
Undervotes	28		5	21	2	0	0
Contest Totals	1,728		375	1,283	69	1	0

### Governor

Vote For 1

	TOTAL	VOTE %	Election Day	Early Voting	Ballot By Mail	Provisional Ballots	Limited Ballots
REP Greg Abbott	880	51.10%	183	667	30	0	0
DEM Beto O'Rourke	813	47.21%	187	586	39	1	0
LIB Mark Tippetts	22	1.28%	4	18	0	0	0
GRN Delilah Barrios	5	0.29%	0	5	0	0	0
Write-In Totals	2	0.12%	0	2	0	0	0
Total Votes Cast	1,722	100.00%	374	1,278	69	1	0
Overvotes	0		0	0	0	0	0
Undervotes	6		1	5	0	0	0
Contest Totals	1,728		375	1,283	69	1	0

### Lieutenant Governor

Vote For 1

	TOTAL	VOTE %	Election Day	Early Voting	Ballot By Mail	Provisional Ballots	Limited Ballots
REP Dan Patrick	833	48.91%	175	631	27	0	0
DEM Mike Collier	830	48.74%	179	611	39	1	0
LIB Shanna Steele	40	2.35%	14	25	1	0	0
Total Votes Cast	1,703	100.00%	368	1,267	67	1	0
Overvotes	0		0	0	0	0	0
Undervotes	25		7	16	2	0	0
Contest Totals	1,728		375	1,283	69	1	0

### Attorney General

Vote For 1

	TOTAL	VOTE %	Election Day	Early Voting	Ballot By Mail	Provisional Ballots	Limited Ballots
REP Ken Paxton	815	48.22%	169	621	25	0	0
DEM Rochelle Mercedes Garza	815	48.22%	182	592	40	1	0
LIB Mark Ash	60	3.55%	13	45	2	0	0
Total Votes Cast	1,690	100.00%	364	1,258	67	1	0
Overvotes	0		0	0	0	0	0
Undervotes	38		11	25	2	0	0
Contest Totals	1,728		375	1,283	69	1	0



**PCT 086**

**Comptroller of Public Accounts**

Vote For 1

	TOTAL	VOTE %	Election Day	Early Voting	Ballot By Mail	Provisional Ballots	Limited Ballots
REP Glenn Hegar	931	55.06%	193	707	31	0	0
DEM Janet T. Dudding	733	43.35%	161	535	36	1	0
LIB V. Alonzo Echevarria-Garza	27	1.60%	8	19	0	0	0
Total Votes Cast	1,691	100.00%	362	1,261	67	1	0
Overvotes	0		0	0	0	0	0
Undervotes	37		13	22	2	0	0
Contest Totals	1,728		375	1,283	69	1	0

**Commissioner of the General Land Office**

Vote For 1

	TOTAL	VOTE %	Election Day	Early Voting	Ballot By Mail	Provisional Ballots	Limited Ballots
REP Dawn Buckingham	891	52.82%	185	677	29	0	0
DEM Jay Kleberg	778	46.12%	172	567	38	1	0
GRN Alfred Molison, Jr	17	1.01%	3	14	0	0	0
Write-In Totals	1	0.06%	0	1	0	0	0
Total Votes Cast	1,687	100.00%	360	1,259	67	1	0
Overvotes	0		0	0	0	0	0
Undervotes	41		15	24	2	0	0
Contest Totals	1,728		375	1,283	69	1	0

**Commissioner of Agriculture**

Vote For 1

	TOTAL	VOTE %	Election Day	Early Voting	Ballot By Mail	Provisional Ballots	Limited Ballots
REP Sid Miller	893	53.03%	182	683	28	0	0
DEM Susan Hays	791	46.97%	179	574	37	1	0
Total Votes Cast	1,684	100.00%	361	1,257	65	1	0
Overvotes	0		0	0	0	0	0
Undervotes	44		14	26	4	0	0
Contest Totals	1,728		375	1,283	69	1	0

**Railroad Commissioner**

Vote For 1

	TOTAL	VOTE %	Election Day	Early Voting	Ballot By Mail	Provisional Ballots	Limited Ballots
REP Wayne Christian	882	52.59%	177	676	29	0	0
DEM Luke Warford	748	44.60%	166	545	36	1	0
LIB Jaime Andres Diez	37	2.21%	12	24	1	0	0
GRN Hunter Wayne Crow	10	0.60%	1	9	0	0	0
Total Votes Cast	1,677	100.00%	356	1,254	66	1	0
Overvotes	0		0	0	0	0	0
Undervotes	51		19	29	3	0	0
Contest Totals	1,728		375	1,283	69	1	0

**PCT 086**

**Justice, Supreme Court, Place 3**

Vote For 1

	TOTAL	VOTE %	Election Day	Early Voting	Ballot By Mail	Provisional Ballots	Limited Ballots
REP Debra Lehrmann	906	53.83%	185	690	31	0	0
DEM Erin A. Nowell	754	44.80%	171	546	36	1	0
LIB Thomas Edward Oxford	23	1.37%	8	15	0	0	0
Total Votes Cast	1,683	100.00%	364	1,251	67	1	0
Overvotes	0		0	0	0	0	0
Undervotes	45		11	32	2	0	0
Contest Totals	1,728		375	1,283	69	1	0

**Justice, Supreme Court, Place 5**

Vote For 1

	TOTAL	VOTE %	Election Day	Early Voting	Ballot By Mail	Provisional Ballots	Limited Ballots
REP Rebeca Huddle	907	54.12%	187	689	31	0	0
DEM Amanda Reichel	769	45.88%	175	558	35	1	0
Total Votes Cast	1,676	100.00%	362	1,247	66	1	0
Overvotes	0		0	0	0	0	0
Undervotes	52		13	36	3	0	0
Contest Totals	1,728		375	1,283	69	1	0

**Justice, Supreme Court, Place 9**

Vote For 1

	TOTAL	VOTE %	Election Day	Early Voting	Ballot By Mail	Provisional Ballots	Limited Ballots
REP Evan Young	904	53.91%	186	686	32	0	0
DEM Julia Maldonado	773	46.09%	176	560	36	1	0
Total Votes Cast	1,677	100.00%	362	1,246	68	1	0
Overvotes	0		0	0	0	0	0
Undervotes	51		13	37	1	0	0
Contest Totals	1,728		375	1,283	69	1	0

**Judge, Court of Criminal Appeals, Place 5**

Vote For 1

	TOTAL	VOTE %	Election Day	Early Voting	Ballot By Mail	Provisional Ballots	Limited Ballots
REP Scott Walker	895	53.75%	187	678	30	0	0
DEM Dana Huffman	770	46.25%	173	558	38	1	0
Total Votes Cast	1,665	100.00%	360	1,236	68	1	0
Overvotes	0		0	0	0	0	0
Undervotes	63		15	47	1	0	0
Contest Totals	1,728		375	1,283	69	1	0

**PCT 086**

**Judge, Court of Criminal Appeals, Place 6**

Vote For 1

	TOTAL	VOTE %	Election Day	Early Voting	Ballot By Mail	Provisional Ballots	Limited Ballots
REP Jesse F. McClure, III	902	54.27%	187	685	30	0	0
DEM Robert Johnson	760	45.73%	169	552	38	1	0
Total Votes Cast	1,662	100.00%	356	1,237	68	1	0
Overvotes	0		0	0	0	0	0
Undervotes	66		19	46	1	0	0
Contest Totals	1,728		375	1,283	69	1	0

**Member, State Board of Education, District 12 CCD**

Vote For 1

	TOTAL	VOTE %	Election Day	Early Voting	Ballot By Mail	Provisional Ballots	Limited Ballots
REP Pam Little	893	53.47%	185	679	29	0	0
DEM Alex Cornwallis	729	43.65%	160	531	37	1	0
LIB Christy Mowrey	47	2.81%	17	29	1	0	0
Write-In Totals	1	0.06%	0	1	0	0	0
Total Votes Cast	1,670	100.00%	362	1,240	67	1	0
Overvotes	0		0	0	0	0	0
Undervotes	58		13	43	2	0	0
Contest Totals	1,728		375	1,283	69	1	0

**State Senator, District 8**

Vote For 1

	TOTAL	VOTE %	Election Day	Early Voting	Ballot By Mail	Provisional Ballots	Limited Ballots
REP Angela Paxton	833	49.85%	178	627	28	0	0
DEM Jonathan Cocks	788	47.16%	170	577	40	1	0
LIB Edward Kless	50	2.99%	14	36	0	0	0
Total Votes Cast	1,671	100.00%	362	1,240	68	1	0
Overvotes	0		0	0	0	0	0
Undervotes	57		13	43	1	0	0
Contest Totals	1,728		375	1,283	69	1	0

**State Representative, District 66**

Vote For 1

	TOTAL	VOTE %	Election Day	Early Voting	Ballot By Mail	Provisional Ballots	Limited Ballots
REP Matt Shaheen	914	54.57%	191	692	31	0	0
DEM Jesse Ringness	761	45.43%	171	552	37	1	0
Total Votes Cast	1,675	100.00%	362	1,244	68	1	0
Overvotes	0		0	0	0	0	0
Undervotes	53		13	39	1	0	0
Contest Totals	1,728		375	1,283	69	1	0

**PCT 086**

**Justice, 5th Court of Appeals District, Place 4**

Vote For 1

	TOTAL	VOTE %	Election Day	Early Voting	Ballot By Mail	Provisional Ballots	Limited Ballots
REP Emily A. Miskel	906	54.58%	190	685	31	0	0
DEM Maricela Moore	754	45.42%	169	548	36	1	0
Total Votes Cast	1,660	100.00%	359	1,233	67	1	0
Overvotes	0		0	0	0	0	0
Undervotes	68		16	50	2	0	0
Contest Totals	1,728		375	1,283	69	1	0

**Justice, 5th Court of Appeals District, Place 7**

Vote For 1

	TOTAL	VOTE %	Election Day	Early Voting	Ballot By Mail	Provisional Ballots	Limited Ballots
REP Kristina Williams	899	54.16%	186	685	28	0	0
DEM Nancy Kennedy	761	45.84%	171	550	39	1	0
Total Votes Cast	1,660	100.00%	357	1,235	67	1	0
Overvotes	0		0	0	0	0	0
Undervotes	68		18	48	2	0	0
Contest Totals	1,728		375	1,283	69	1	0

**County Judge CCD**

Vote For 1

	TOTAL	VOTE %	Election Day	Early Voting	Ballot By Mail	Provisional Ballots	Limited Ballots
REP Chris Hill	902	53.92%	187	686	29	0	0
DEM Joshua Murray	771	46.08%	173	559	38	1	0
Total Votes Cast	1,673	100.00%	360	1,245	67	1	0
Overvotes	0		0	0	0	0	0
Undervotes	55		15	38	2	0	0
Contest Totals	1,728		375	1,283	69	1	0

**District Clerk CCD**

Vote For 1

	TOTAL	VOTE %	Election Day	Early Voting	Ballot By Mail	Provisional Ballots	Limited Ballots
REP Mike Gould	921	55.38%	193	700	28	0	0
DEM David Brignac	742	44.62%	165	538	38	1	0
Total Votes Cast	1,663	100.00%	358	1,238	66	1	0
Overvotes	0		0	0	0	0	0
Undervotes	65		17	45	3	0	0
Contest Totals	1,728		375	1,283	69	1	0

**PCT 086**

**County Commissioner, Precinct 4**

Vote For 1

	TOTAL	VOTE %	Election Day	Early Voting	Ballot By Mail	Provisional Ballots	Limited Ballots
REP Duncan Webb	929	55.53%	195	704	30	0	0
DEM Jeffrey Williams	744	44.47%	167	540	36	1	0
Total Votes Cast	1,673	100.00%	362	1,244	66	1	0
Overvotes	0		0	0	0	0	0
Undervotes	55		13	39	3	0	0
Contest Totals	1,728		375	1,283	69	1	0

**Justice of the Peace, Precinct 4**

Vote For 1

	TOTAL	VOTE %	Election Day	Early Voting	Ballot By Mail	Provisional Ballots	Limited Ballots
REP Vincent Venegoni	895	53.92%	186	681	28	0	0
DEM Adam Kern	765	46.08%	171	556	37	1	0
Total Votes Cast	1,660	100.00%	357	1,237	65	1	0
Overvotes	0		0	0	0	0	0
Undervotes	68		18	46	4	0	0
Contest Totals	1,728		375	1,283	69	1	0

**Plano ISD - Proposition A**

Vote For 1

	TOTAL	VOTE %	Election Day	Early Voting	Ballot By Mail	Provisional Ballots	Limited Ballots
For	873	53.46%	162	668	43	0	0
Against	760	46.54%	187	554	18	1	0
Total Votes Cast	1,633	100.00%	349	1,222	61	1	0
Overvotes	0		0	0	0	0	0
Undervotes	95		26	61	8	0	0
Contest Totals	1,728		375	1,283	69	1	0

**Plano ISD - Proposition B**

Vote For 1

	TOTAL	VOTE %	Election Day	Early Voting	Ballot By Mail	Provisional Ballots	Limited Ballots
For	931	56.77%	192	698	41	0	0
Against	709	43.23%	161	528	19	1	0
Total Votes Cast	1,640	100.00%	353	1,226	60	1	0
Overvotes	0		0	0	0	0	0
Undervotes	88		22	57	9	0	0
Contest Totals	1,728		375	1,283	69	1	0

## PCT 086

### Plano ISD - Proposition C

Vote For 1

	TOTAL	VOTE %		Election Day	Early Voting	Ballot By Mail	Provisional Ballots	Limited Ballots
For	944	57.60%		202	700	42	0	0
Against	695	42.40%		151	526	17	1	0
Total Votes Cast	1,639	100.00%		353	1,226	59	1	0
Overvotes	0			0	0	0	0	0
Undervotes	89			22	57	10	0	0
Contest Totals	1,728			375	1,283	69	1	0

### Plano ISD - Proposition D

Vote For 1

	TOTAL	VOTE %		Election Day	Early Voting	Ballot By Mail	Provisional Ballots	Limited Ballots
For	802	48.96%		175	593	34	0	0
Against	836	51.04%		179	631	25	1	0
Total Votes Cast	1,638	100.00%		354	1,224	59	1	0
Overvotes	0			0	0	0	0	0
Undervotes	90			21	59	10	0	0
Contest Totals	1,728			375	1,283	69	1	0

### Plano ISD - Proposition E

Vote For 1

	TOTAL	VOTE %		Election Day	Early Voting	Ballot By Mail	Provisional Ballots	Limited Ballots
For	757	46.36%		160	567	30	0	0
Against	876	53.64%		190	656	29	1	0
Total Votes Cast	1,633	100.00%		350	1,223	59	1	0
Overvotes	0			0	0	0	0	0
Undervotes	95			25	60	10	0	0
Contest Totals	1,728			375	1,283	69	1	0

**PCT 087**

**U. S. Representative District 3**

Vote For 1

	TOTAL	VOTE %	Election Day	Early Voting	Ballot By Mail	Provisional Ballots	Limited Ballots
REP Keith Self	488	33.66%	225	261	2	0	0
DEM Sandeep Srivastava	933	64.34%	376	544	13	0	0
LIB Christopher Claytor	29	2.00%	11	18	0	0	0
Total Votes Cast	1,450	100.00%	612	823	15	0	0
Overvotes	0		0	0	0	0	0
Undervotes	12		8	4	0	0	0
Contest Totals	1,462		620	827	15	0	0

**Governor**

Vote For 1

	TOTAL	VOTE %	Election Day	Early Voting	Ballot By Mail	Provisional Ballots	Limited Ballots
REP Greg Abbott	528	36.29%	251	275	2	0	0
DEM Beto O'Rourke	916	62.96%	360	543	13	0	0
LIB Mark Tippetts	5	0.34%	2	3	0	0	0
GRN Delilah Barrios	5	0.34%	2	3	0	0	0
Write-In Totals	1	0.07%	1	0	0	0	0
Total Votes Cast	1,455	100.00%	616	824	15	0	0
Overvotes	0		0	0	0	0	0
Undervotes	7		4	3	0	0	0
Contest Totals	1,462		620	827	15	0	0

**Lieutenant Governor**

Vote For 1

	TOTAL	VOTE %	Election Day	Early Voting	Ballot By Mail	Provisional Ballots	Limited Ballots
REP Dan Patrick	534	37.11%	248	284	2	0	0
DEM Mike Collier	878	61.01%	343	522	13	0	0
LIB Shanna Steele	27	1.88%	14	13	0	0	0
Total Votes Cast	1,439	100.00%	605	819	15	0	0
Overvotes	0		0	0	0	0	0
Undervotes	23		15	8	0	0	0
Contest Totals	1,462		620	827	15	0	0

**Attorney General**

Vote For 1

	TOTAL	VOTE %	Election Day	Early Voting	Ballot By Mail	Provisional Ballots	Limited Ballots
REP Ken Paxton	534	37.24%	249	283	2	0	0
DEM Rochelle Mercedes Garza	878	61.23%	342	523	13	0	0
LIB Mark Ash	22	1.53%	10	12	0	0	0
Total Votes Cast	1,434	100.00%	601	818	15	0	0
Overvotes	0		0	0	0	0	0
Undervotes	28		19	9	0	0	0
Contest Totals	1,462		620	827	15	0	0

**PCT 087**

**Comptroller of Public Accounts**

Vote For 1

	TOTAL	VOTE %	Election Day	Early Voting	Ballot By Mail	Provisional Ballots	Limited Ballots
REP Glenn Hegar	565	39.59%	267	296	2	0	0
DEM Janet T. Dudding	850	59.57%	323	514	13	0	0
LIB V. Alonzo Echevarria-Garza	12	0.84%	5	7	0	0	0
Total Votes Cast	1,427	100.00%	595	817	15	0	0
Overvotes	0		0	0	0	0	0
Undervotes	35		25	10	0	0	0
Contest Totals	1,462		620	827	15	0	0

**Commissioner of the General Land Office**

Vote For 1

	TOTAL	VOTE %	Election Day	Early Voting	Ballot By Mail	Provisional Ballots	Limited Ballots
REP Dawn Buckingham	575	40.32%	271	302	2	0	0
DEM Jay Kleberg	837	58.70%	319	505	13	0	0
GRN Alfred Molison, Jr	14	0.98%	5	9	0	0	0
Write-In Totals	0	0.00%	0	0	0	0	0
Total Votes Cast	1,426	100.00%	595	816	15	0	0
Overvotes	0		0	0	0	0	0
Undervotes	36		25	11	0	0	0
Contest Totals	1,462		620	827	15	0	0

**Commissioner of Agriculture**

Vote For 1

	TOTAL	VOTE %	Election Day	Early Voting	Ballot By Mail	Provisional Ballots	Limited Ballots
REP Sid Miller	558	39.08%	263	293	2	0	0
DEM Susan Hays	870	60.92%	334	523	13	0	0
Total Votes Cast	1,428	100.00%	597	816	15	0	0
Overvotes	0		0	0	0	0	0
Undervotes	34		23	11	0	0	0
Contest Totals	1,462		620	827	15	0	0

**Railroad Commissioner**

Vote For 1

	TOTAL	VOTE %	Election Day	Early Voting	Ballot By Mail	Provisional Ballots	Limited Ballots
REP Wayne Christian	565	39.65%	270	293	2	0	0
DEM Luke Warford	829	58.18%	316	502	11	0	0
LIB Jaime Andres Diez	19	1.33%	6	13	0	0	0
GRN Hunter Wayne Crow	12	0.84%	4	7	1	0	0
Total Votes Cast	1,425	100.00%	596	815	14	0	0
Overvotes	0		0	0	0	0	0
Undervotes	37		24	12	1	0	0
Contest Totals	1,462		620	827	15	0	0



**PCT 087**

**Justice, Supreme Court, Place 3**

Vote For 1

	TOTAL	VOTE %	Election Day	Early Voting	Ballot By Mail	Provisional Ballots	Limited Ballots
REP Debra Lehrmann	536	37.54%	250	284	2	0	0
DEM Erin A. Nowell	880	61.62%	342	525	13	0	0
LIB Thomas Edward Oxford	12	0.84%	3	9	0	0	0
Total Votes Cast	1,428	100.00%	595	818	15	0	0
Overvotes	0		0	0	0	0	0
Undervotes	34		25	9	0	0	0
Contest Totals	1,462		620	827	15	0	0

**Justice, Supreme Court, Place 5**

Vote For 1

	TOTAL	VOTE %	Election Day	Early Voting	Ballot By Mail	Provisional Ballots	Limited Ballots
REP Rebeca Huddle	539	37.72%	248	289	2	0	0
DEM Amanda Reichel	890	62.28%	349	528	13	0	0
Total Votes Cast	1,429	100.00%	597	817	15	0	0
Overvotes	0		0	0	0	0	0
Undervotes	33		23	10	0	0	0
Contest Totals	1,462		620	827	15	0	0

**Justice, Supreme Court, Place 9**

Vote For 1

	TOTAL	VOTE %	Election Day	Early Voting	Ballot By Mail	Provisional Ballots	Limited Ballots
REP Evan Young	536	37.69%	245	289	2	0	0
DEM Julia Maldonado	886	62.31%	348	525	13	0	0
Total Votes Cast	1,422	100.00%	593	814	15	0	0
Overvotes	0		0	0	0	0	0
Undervotes	40		27	13	0	0	0
Contest Totals	1,462		620	827	15	0	0

**Judge, Court of Criminal Appeals, Place 5**




Vote For 1

	TOTAL	VOTE %	Election Day	Early Voting	Ballot By Mail	Provisional Ballots	Limited Ballots
REP Scott Walker	537	37.68%	244	291	2	0	0
DEM Dana Huffman	888	62.32%	349	526	13	0	0
Total Votes Cast	1,425	100.00%	593	817	15	0	0
Overvotes	0		0	0	0	0	0
Undervotes	37		27	10	0	0	0
Contest Totals	1,462		620	827	15	0	0

**PCT 087**






**Judge, Court of Criminal Appeals, Place 6**

Vote For 1

	TOTAL	VOTE %		Election Day	Early Voting	Ballot By Mail	Provisional Ballots	Limited Ballots
REP Jesse F. McClure, III	538	37.89%		250	286	2	0	0
DEM Robert Johnson	882	62.11%		343	526	13	0	0
Total Votes Cast	1,420	100.00%		593	812	15	0	0
Overvotes	0			0	0	0	0	0
Undervotes	42			27	15	0	0	0
Contest Totals	1,462			620	827	15	0	0




**Member, State Board of Education, District 12 CCD**

Vote For 1

	TOTAL	VOTE %		Election Day	Early Voting	Ballot By Mail	Provisional Ballots	Limited Ballots
REP Pam Little	521	36.54%		237	282	2	0	0
DEM Alex Cornwallis	879	61.64%		345	521	13	0	0
LIB Christy Mowrey	26	1.82%		12	14	0	0	0
Write-In Totals	0	0.00%		0	0	0	0	0
Total Votes Cast	1,426	100.00%		594	817	15	0	0
Overvotes	0			0	0	0	0	0
Undervotes	36			26	10	0	0	0
Contest Totals	1,462			620	827	15	0	0




**State Representative, District 61**

Vote For 1

	TOTAL	VOTE %		Election Day	Early Voting	Ballot By Mail	Provisional Ballots	Limited Ballots
REP Frederick Frazier	541	38.07%		251	289	1	0	0
DEM Sheena King	880	61.93%		338	529	13	0	0
Total Votes Cast	1,421	100.00%		589	818	14	0	0
Overvotes	0			0	0	0	0	0
Undervotes	41			31	9	1	0	0
Contest Totals	1,462			620	827	15	0	0

**Justice, 5th Court of Appeals District, Place 4**

Vote For 1

	TOTAL	VOTE %		Election Day	Early Voting	Ballot By Mail	Provisional Ballots	Limited Ballots
REP Emily A. Miskel	546	38.53%		250	294	2	0	0
DEM Maricela Moore	871	61.47%		339	519	13	0	0
Total Votes Cast	1,417	100.00%		589	813	15	0	0
Overvotes	0			0	0	0	0	0
Undervotes	45			31	14	0	0	0
Contest Totals	1,462			620	827	15	0	0

**PCT 087**

**Justice, 5th Court of Appeals District, Place 7**

Vote For 1

	TOTAL	VOTE %	Election Day	Early Voting	Ballot By Mail	Provisional Ballots	Limited Ballots
REP Kristina Williams	544	38.34%	250	292	2	0	0
DEM Nancy Kennedy	875	61.66%	340	522	13	0	0
Total Votes Cast	1,419	100.00%	590	814	15	0	0
Overvotes	0		0	0	0	0	0
Undervotes	43		30	13	0	0	0
Contest Totals	1,462		620	827	15	0	0

**County Judge CCD**

Vote For 1

	TOTAL	VOTE %	Election Day	Early Voting	Ballot By Mail	Provisional Ballots	Limited Ballots
REP Chris Hill	549	38.63%	253	295	1	0	0
DEM Joshua Murray	872	61.37%	337	522	13	0	0
Total Votes Cast	1,421	100.00%	590	817	14	0	0
Overvotes	0		0	0	0	0	0
Undervotes	41		30	10	1	0	0
Contest Totals	1,462		620	827	15	0	0

**District Clerk CCD**

Vote For 1

	TOTAL	VOTE %	Election Day	Early Voting	Ballot By Mail	Provisional Ballots	Limited Ballots
REP Mike Gould	560	39.44%	262	296	2	0	0
DEM David Brignac	860	60.56%	329	518	13	0	0
Total Votes Cast	1,420	100.00%	591	814	15	0	0
Overvotes	0		0	0	0	0	0
Undervotes	42		29	13	0	0	0
Contest Totals	1,462		620	827	15	0	0

**Justice of the Peace, Precinct 4**

Vote For 1

	TOTAL	VOTE %	Election Day	Early Voting	Ballot By Mail	Provisional Ballots	Limited Ballots
REP Vincent Venegoni	541	38.18%	249	291	1	0	0
DEM Adam Kern	876	61.82%	342	520	14	0	0
Total Votes Cast	1,417	100.00%	591	811	15	0	0
Overvotes	0		0	0	0	0	0
Undervotes	45		29	16	0	0	0
Contest Totals	1,462		620	827	15	0	0

## PCT 088

### U. S. Representative, District 4

Vote For 1

	TOTAL	VOTE %	Election Day	Early Voting	Ballot By Mail	Provisional Ballots	Limited Ballots
REP Pat Fallon	185	27.05%	58	121	6	0	0
DEM Iro Omere	477	69.74%	165	301	11	0	0
LIB John Simmons	22	3.22%	15	7	0	0	0
Total Votes Cast	684	100.00%	238	429	17	0	0
Overvotes	0		0	0	0	0	0
Undervotes	13		6	6	1	0	0
Contest Totals	697		244	435	18	0	0

### Governor

Vote For 1

	TOTAL	VOTE %	Election Day	Early Voting	Ballot By Mail	Provisional Ballots	Limited Ballots
REP Greg Abbott	183	26.33%	58	119	6	0	0
DEM Beto O'Rourke	501	72.09%	177	313	11	0	0
LIB Mark Tippetts	7	1.01%	5	2	0	0	0
GRN Delilah Barrios	2	0.29%	2	0	0	0	0
Write-In Totals	2	0.29%	1	0	1	0	0
Total Votes Cast	695	100.00%	243	434	18	0	0
Overvotes	0		0	0	0	0	0
Undervotes	2		1	1	0	0	0
Contest Totals	697		244	435	18	0	0

### Lieutenant Governor

Vote For 1

	TOTAL	VOTE %	Election Day	Early Voting	Ballot By Mail	Provisional Ballots	Limited Ballots
REP Dan Patrick	172	24.96%	55	111	6	0	0
DEM Mike Collier	495	71.84%	175	308	12	0	0
LIB Shanna Steele	22	3.19%	9	13	0	0	0
Total Votes Cast	689	100.00%	239	432	18	0	0
Overvotes	0		0	0	0	0	0
Undervotes	8		5	3	0	0	0
Contest Totals	697		244	435	18	0	0

### Attorney General

Vote For 1

	TOTAL	VOTE %	Election Day	Early Voting	Ballot By Mail	Provisional Ballots	Limited Ballots
REP Ken Paxton	171	24.82%	57	110	4	0	0
DEM Rochelle Mercedes Garza	495	71.84%	175	306	14	0	0
LIB Mark Ash	23	3.34%	9	14	0	0	0
Total Votes Cast	689	100.00%	241	430	18	0	0
Overvotes	0		0	0	0	0	0
Undervotes	8		3	5	0	0	0
Contest Totals	697		244	435	18	0	0

**PCT 088**

**Comptroller of Public Accounts**

Vote For 1

	TOTAL	VOTE %		Election Day	Early Voting	Ballot By Mail	Provisional Ballots	Limited Ballots
REP Glenn Hegar	197	29.19%		65	126	6	0	0
DEM Janet T. Dudding	462	68.44%		160	291	11	0	0
LIB V. Alonzo Echevarria-Garza	16	2.37%		8	8	0	0	0
Total Votes Cast	675	100.00%		233	425	17	0	0
Overvotes	0			0	0	0	0	0
Undervotes	22			11	10	1	0	0
Contest Totals	697			244	435	18	0	0

**Commissioner of the General Land Office**

Vote For 1

	TOTAL	VOTE %		Election Day	Early Voting	Ballot By Mail	Provisional Ballots	Limited Ballots
REP Dawn Buckingham	189	27.88%		62	121	6	0	0
DEM Jay Kleberg	468	69.03%		161	296	11	0	0
GRN Alfred Molison, Jr	18	2.65%		10	8	0	0	0
Write-In Totals	3	0.44%		1	2	0	0	0
Total Votes Cast	678	100.00%		234	427	17	0	0
Overvotes	0			0	0	0	0	0
Undervotes	19			10	8	1	0	0
Contest Totals	697			244	435	18	0	0

**Commissioner of Agriculture**

Vote For 1

	TOTAL	VOTE %		Election Day	Early Voting	Ballot By Mail	Provisional Ballots	Limited Ballots
REP Sid Miller	191	28.17%		60	125	6	0	0
DEM Susan Hays	487	71.83%		174	302	11	0	0
Total Votes Cast	678	100.00%		234	427	17	0	0
Overvotes	0			0	0	0	0	0
Undervotes	19			10	8	1	0	0
Contest Totals	697			244	435	18	0	0

**Railroad Commissioner**

Vote For 1

	TOTAL	VOTE %		Election Day	Early Voting	Ballot By Mail	Provisional Ballots	Limited Ballots
REP Wayne Christian	186	27.31%		58	122	6	0	0
DEM Luke Warford	466	68.43%		161	294	11	0	0
LIB Jaime Andres Diez	21	3.08%		11	10	0	0	0
GRN Hunter Wayne Crow	8	1.17%		6	2	0	0	0
Total Votes Cast	681	100.00%		236	428	17	0	0
Overvotes	0			0	0	0	0	0
Undervotes	16			8	7	1	0	0
Contest Totals	697			244	435	18	0	0

**PCT 088**

**Justice, Supreme Court, Place 3**

Vote For 1

	TOTAL	VOTE %		Election Day	Early Voting	Ballot By Mail	Provisional Ballots	Limited Ballots
REP Debra Lehrmann	189	27.88%		60	122	7	0	0
DEM Erin A. Nowell	477	70.35%		163	303	11	0	0
LIB Thomas Edward Oxford	12	1.77%		8	4	0	0	0
Total Votes Cast	678	100.00%		231	429	18	0	0
Overvotes	0			0	0	0	0	0
Undervotes	19			13	6	0	0	0
Contest Totals	697			244	435	18	0	0

**Justice, Supreme Court, Place 5**

Vote For 1

	TOTAL	VOTE %		Election Day	Early Voting	Ballot By Mail	Provisional Ballots	Limited Ballots
REP Rebeca Huddle	192	28.40%		65	121	6	0	0
DEM Amanda Reichel	484	71.60%		167	307	10	0	0
Total Votes Cast	676	100.00%		232	428	16	0	0
Overvotes	0			0	0	0	0	0
Undervotes	21			12	7	2	0	0
Contest Totals	697			244	435	18	0	0

**Justice, Supreme Court, Place 9**

Vote For 1

	TOTAL	VOTE %		Election Day	Early Voting	Ballot By Mail	Provisional Ballots	Limited Ballots
REP Evan Young	191	28.25%		62	123	6	0	0
DEM Julia Maldonado	485	71.75%		170	304	11	0	0
Total Votes Cast	676	100.00%		232	427	17	0	0
Overvotes	0			0	0	0	0	0
Undervotes	21			12	8	1	0	0
Contest Totals	697			244	435	18	0	0

**Judge, Court of Criminal Appeals, Place 5**




Vote For 1

	TOTAL	VOTE %		Election Day	Early Voting	Ballot By Mail	Provisional Ballots	Limited Ballots
REP Scott Walker	189	27.96%		61	121	7	0	0
DEM Dana Huffman	487	72.04%		170	307	10	0	0
Total Votes Cast	676	100.00%		231	428	17	0	0
Overvotes	0			0	0	0	0	0
Undervotes	21			13	7	1	0	0
Contest Totals	697			244	435	18	0	0

**PCT 088**






**Judge, Court of Criminal Appeals, Place 6**

Vote For 1

	TOTAL	VOTE %		Election Day	Early Voting	Ballot By Mail	Provisional Ballots	Limited Ballots
REP Jesse F. McClure, III	191	28.51%		60	125	6	0	0
DEM Robert Johnson	479	71.49%		167	301	11	0	0
Total Votes Cast	670	100.00%		227	426	17	0	0
Overvotes	0			0	0	0	0	0
Undervotes	27			17	9	1	0	0
Contest Totals	697			244	435	18	0	0




**Member, State Board of Education, District 12 CCD**

Vote For 1

	TOTAL	VOTE %		Election Day	Early Voting	Ballot By Mail	Provisional Ballots	Limited Ballots
REP Pam Little	183	27.23%		59	118	6	0	0
DEM Alex Cornwallis	463	68.90%		157	295	11	0	0
LIB Christy Mowrey	25	3.72%		13	12	0	0	0
Write-In Totals	1	0.15%		0	1	0	0	0
Total Votes Cast	672	100.00%		229	426	17	0	0
Overvotes	0			0	0	0	0	0
Undervotes	25			15	9	1	0	0
Contest Totals	697			244	435	18	0	0




**State Senator, District 2**

Vote For 1

	TOTAL	VOTE %		Election Day	Early Voting	Ballot By Mail	Provisional Ballots	Limited Ballots
REP Bob Hall	191	28.64%		62	123	6	0	0
DEM Prince S. Giador	476	71.36%		165	300	11	0	0
Total Votes Cast	667	100.00%		227	423	17	0	0
Overvotes	0			0	0	0	0	0
Undervotes	30			17	12	1	0	0
Contest Totals	697			244	435	18	0	0

**State Representative, District 70**

Vote For 1

	TOTAL	VOTE %		Election Day	Early Voting	Ballot By Mail	Provisional Ballots	Limited Ballots
REP Jamee Jolly	198	29.42%		69	123	6	0	0
DEM Mihaela Elizabeth Plesa	475	70.58%		165	299	11	0	0
Total Votes Cast	673	100.00%		234	422	17	0	0
Overvotes	0			0	0	0	0	0
Undervotes	24			10	13	1	0	0
Contest Totals	697			244	435	18	0	0

## PCT 088

### Justice, 5th Court of Appeals District, Place 4

Vote For 1

	TOTAL	VOTE %	Election Day	Early Voting	Ballot By Mail	Provisional Ballots	Limited Ballots
REP Emily A. Miskel	190	28.36%	62	122	6	0	0
DEM Maricela Moore	480	71.64%	167	303	10	0	0
Total Votes Cast	670	100.00%	229	425	16	0	0
Overvotes	0		0	0	0	0	0
Undervotes	27		15	10	2	0	0
Contest Totals	697		244	435	18	0	0

### Justice, 5th Court of Appeals District, Place 7

Vote For 1

	TOTAL	VOTE %	Election Day	Early Voting	Ballot By Mail	Provisional Ballots	Limited Ballots
REP Kristina Williams	191	28.46%	63	122	6	0	0
DEM Nancy Kennedy	480	71.54%	168	302	10	0	0
Total Votes Cast	671	100.00%	231	424	16	0	0
Overvotes	0		0	0	0	0	0
Undervotes	26		13	11	2	0	0
Contest Totals	697		244	435	18	0	0

### County Judge CCD

Vote For 1

	TOTAL	VOTE %	Election Day	Early Voting	Ballot By Mail	Provisional Ballots	Limited Ballots
REP Chris Hill	187	27.95%	59	122	6	0	0
DEM Joshua Murray	482	72.05%	169	303	10	0	0
Total Votes Cast	669	100.00%	228	425	16	0	0
Overvotes	0		0	0	0	0	0
Undervotes	28		16	10	2	0	0
Contest Totals	697		244	435	18	0	0

### District Clerk CCD

Vote For 1

	TOTAL	VOTE %	Election Day	Early Voting	Ballot By Mail	Provisional Ballots	Limited Ballots
REP Mike Gould	192	28.74%	64	122	6	0	0
DEM David Brignac	476	71.26%	164	302	10	0	0
Total Votes Cast	668	100.00%	228	424	16	0	0
Overvotes	0		0	0	0	0	0
Undervotes	29		16	11	2	0	0
Contest Totals	697		244	435	18	0	0



## PCT 088

### County Commissioner, Precinct 4

Vote For 1

	TOTAL	VOTE %	Election Day	Early Voting	Ballot By Mail	Provisional Ballots	Limited Ballots
REP Duncan Webb	188	28.06%	62	120	6	0	0
DEM Jeffrey Williams	482	71.94%	167	305	10	0	0
Total Votes Cast	670	100.00%	229	425	16	0	0
Overvotes	0		0	0	0	0	0
Undervotes	27		15	10	2	0	0
Contest Totals	697		244	435	18	0	0

### Justice of the Peace, Precinct 3

Vote For 1

	TOTAL	VOTE %	Election Day	Early Voting	Ballot By Mail	Provisional Ballots	Limited Ballots
REP Mike Missildine	189	28.08%	65	118	6	0	0
DEM Irvin Lynn Barrett	484	71.92%	167	307	10	0	0
Total Votes Cast	673	100.00%	232	425	16	0	0
Overvotes	0		0	0	0	0	0
Undervotes	24		12	10	2	0	0
Contest Totals	697		244	435	18	0	0

### Dallas, City of - Proposition A

Vote For 1

	TOTAL	VOTE %	Election Day	Early Voting	Ballot By Mail	Provisional Ballots	Limited Ballots
For	374	58.71%	126	241	7	0	0
Against	263	41.29%	97	161	5	0	0
Total Votes Cast	637	100.00%	223	402	12	0	0
Overvotes	0		0	0	0	0	0
Undervotes	60		21	33	6	0	0
Contest Totals	697		244	435	18	0	0

### Plano ISD - Proposition A

Vote For 1

	TOTAL	VOTE %	Election Day	Early Voting	Ballot By Mail	Provisional Ballots	Limited Ballots
For	336	53.25%	115	216	5	0	0
Against	295	46.75%	106	185	4	0	0
Total Votes Cast	631	100.00%	221	401	9	0	0
Overvotes	0		0	0	0	0	0
Undervotes	66		23	34	9	0	0
Contest Totals	697		244	435	18	0	0

**PCT 088**

**Plano ISD - Proposition B**

Vote For 1

	TOTAL	VOTE %		Election Day	Early Voting	Ballot By Mail	Provisional Ballots	Limited Ballots
For	402	63.11%		149	247	6	0	0
Against	235	36.89%		77	154	4	0	0
Total Votes Cast	637	100.00%		226	401	10	0	0
Overvotes	0			0	0	0	0	0
Undervotes	60			18	34	8	0	0
Contest Totals	697			244	435	18	0	0

**Plano ISD - Proposition C**

Vote For 1

	TOTAL	VOTE %		Election Day	Early Voting	Ballot By Mail	Provisional Ballots	Limited Ballots
For	376	59.21%		144	226	6	0	0
Against	259	40.79%		81	174	4	0	0
Total Votes Cast	635	100.00%		225	400	10	0	0
Overvotes	0			0	0	0	0	0
Undervotes	62			19	35	8	0	0
Contest Totals	697			244	435	18	0	0

**Plano ISD - Proposition D**

Vote For 1

	TOTAL	VOTE %		Election Day	Early Voting	Ballot By Mail	Provisional Ballots	Limited Ballots
For	348	54.98%		135	208	5	0	0
Against	285	45.02%		89	191	5	0	0
Total Votes Cast	633	100.00%		224	399	10	0	0
Overvotes	0			0	0	0	0	0
Undervotes	64			20	36	8	0	0
Contest Totals	697			244	435	18	0	0

**Plano ISD - Proposition E**

Vote For 1

	TOTAL	VOTE %		Election Day	Early Voting	Ballot By Mail	Provisional Ballots	Limited Ballots
For	289	46.02%		111	174	4	0	0
Against	339	53.98%		113	220	6	0	0
Total Votes Cast	628	100.00%		224	394	10	0	0
Overvotes	0			0	0	0	0	0
Undervotes	68			20	41	7	0	0
Contest Totals	696			244	435	17	0	0

## PCT 089

### U. S. Representative, District 4

Vote For 1

	TOTAL	VOTE %		Election Day	Early Voting	Ballot By Mail	Provisional Ballots	Limited Ballots
REP Pat Fallon	903	51.39%	<div style="width: 51.39%;"><div style="width: 51.39%;"></div></div>	205	674	24	0	0
DEM Iro Omere	814	46.33%	<div style="width: 46.33%;"><div style="width: 46.33%;"></div></div>	165	600	48	1	0
LIB John Simmons	40	2.28%	<div style="width: 2.28%;"><div style="width: 2.28%;"></div></div>	14	24	2	0	0
Total Votes Cast	1,757	100.00%	<div style="width: 100.00%;"><div style="width: 100.00%;"></div></div>	384	1,298	74	1	0
Overvotes	0			0	0	0	0	0
Undervotes	26			10	16	0	0	0
Contest Totals	1,783			394	1,314	74	1	0

### Governor

Vote For 1

	TOTAL	VOTE %		Election Day	Early Voting	Ballot By Mail	Provisional Ballots	Limited Ballots
REP Greg Abbott	870	48.99%	<div style="width: 48.99%;"><div style="width: 48.99%;"></div></div>	187	662	21	0	0
DEM Beto O'Rourke	883	49.72%	<div style="width: 49.72%;"><div style="width: 49.72%;"></div></div>	196	633	53	1	0
LIB Mark Tippetts	21	1.18%	<div style="width: 1.18%;"><div style="width: 1.18%;"></div></div>	6	15	0	0	0
GRN Delilah Barrios	0	0.00%	<div style="width: 0.00%;"><div style="width: 0.00%;"></div></div>	0	0	0	0	0
Write-In Totals	2	0.11%	<div style="width: 0.11%;"><div style="width: 0.11%;"></div></div>	1	1	0	0	0
Total Votes Cast	1,776	100.00%	<div style="width: 100.00%;"><div style="width: 100.00%;"></div></div>	390	1,311	74	1	0
Overvotes	0			0	0	0	0	0
Undervotes	7			4	3	0	0	0
Contest Totals	1,783			394	1,314	74	1	0

### Lieutenant Governor

Vote For 1

	TOTAL	VOTE %		Election Day	Early Voting	Ballot By Mail	Provisional Ballots	Limited Ballots
REP Dan Patrick	838	47.37%	<div style="width: 47.37%;"><div style="width: 47.37%;"></div></div>	187	632	19	0	0
DEM Mike Collier	893	50.48%	<div style="width: 50.48%;"><div style="width: 50.48%;"></div></div>	192	645	55	1	0
LIB Shanna Steele	38	2.15%	<div style="width: 2.15%;"><div style="width: 2.15%;"></div></div>	11	27	0	0	0
Total Votes Cast	1,769	100.00%	<div style="width: 100.00%;"><div style="width: 100.00%;"></div></div>	390	1,304	74	1	0
Overvotes	0			0	0	0	0	0
Undervotes	14			4	10	0	0	0
Contest Totals	1,783			394	1,314	74	1	0

### Attorney General

Vote For 1

	TOTAL	VOTE %		Election Day	Early Voting	Ballot By Mail	Provisional Ballots	Limited Ballots
REP Ken Paxton	823	46.97%	<div style="width: 46.97%;"><div style="width: 46.97%;"></div></div>	189	616	18	0	0
DEM Rochelle Mercedes Garza	876	50.00%	<div style="width: 50.00%;"><div style="width: 50.00%;"></div></div>	184	638	53	1	0
LIB Mark Ash	53	3.03%	<div style="width: 3.03%;"><div style="width: 3.03%;"></div></div>	13	38	2	0	0
Total Votes Cast	1,752	100.00%	<div style="width: 100.00%;"><div style="width: 100.00%;"></div></div>	386	1,292	73	1	0
Overvotes	0			0	0	0	0	0
Undervotes	31			8	22	1	0	0
Contest Totals	1,783			394	1,314	74	1	0

**PCT 089**

**Comptroller of Public Accounts**

Vote For 1

	TOTAL	VOTE %	Election Day	Early Voting	Ballot By Mail	Provisional Ballots	Limited Ballots
REP Glenn Hegar	924	52.71%	210	690	24	0	0
DEM Janet T. Dudding	800	45.64%	164	586	49	1	0
LIB V. Alonzo Echevarria-Garza	29	1.65%	11	18	0	0	0
Total Votes Cast	1,753	100.00%	385	1,294	73	1	0
Overvotes	0		0	0	0	0	0
Undervotes	30		9	20	1	0	0
Contest Totals	1,783		394	1,314	74	1	0

**Commissioner of the General Land Office**

Vote For 1

	TOTAL	VOTE %	Election Day	Early Voting	Ballot By Mail	Provisional Ballots	Limited Ballots
REP Dawn Buckingham	904	51.86%	207	676	21	0	0
DEM Jay Kleberg	821	47.10%	166	601	53	1	0
GRN Alfred Molison, Jr	17	0.98%	6	11	0	0	0
Write-In Totals	1	0.06%	0	1	0	0	0
Total Votes Cast	1,743	100.00%	379	1,289	74	1	0
Overvotes	0		0	0	0	0	0
Undervotes	40		15	25	0	0	0
Contest Totals	1,783		394	1,314	74	1	0

**Commissioner of Agriculture**

Vote For 1

	TOTAL	VOTE %	Election Day	Early Voting	Ballot By Mail	Provisional Ballots	Limited Ballots
REP Sid Miller	899	51.67%	206	671	22	0	0
DEM Susan Hays	841	48.33%	172	616	52	1	0
Total Votes Cast	1,740	100.00%	378	1,287	74	1	0
Overvotes	0		0	0	0	0	0
Undervotes	43		16	27	0	0	0
Contest Totals	1,783		394	1,314	74	1	0

**Railroad Commissioner**

Vote For 1

	TOTAL	VOTE %	Election Day	Early Voting	Ballot By Mail	Provisional Ballots	Limited Ballots
REP Wayne Christian	888	50.95%	204	664	20	0	0
DEM Luke Warford	813	46.64%	166	592	54	1	0
LIB Jaime Andres Diez	33	1.89%	9	24	0	0	0
GRN Hunter Wayne Crow	9	0.52%	2	7	0	0	0
Total Votes Cast	1,743	100.00%	381	1,287	74	1	0
Overvotes	0		0	0	0	0	0
Undervotes	40		13	27	0	0	0
Contest Totals	1,783		394	1,314	74	1	0

**PCT 089**

**Justice, Supreme Court, Place 3**

Vote For 1

	TOTAL	VOTE %	Election Day	Early Voting	Ballot By Mail	Provisional Ballots	Limited Ballots
REP Debra Lehrmann	893	51.35%	201	670	22	0	0
DEM Erin A. Nowell	819	47.10%	171	597	50	1	0
LIB Thomas Edward Oxford	27	1.55%	10	17	0	0	0
Total Votes Cast	1,739	100.00%	382	1,284	72	1	0
Overvotes	0		0	0	0	0	0
Undervotes	44		12	30	2	0	0
Contest Totals	1,783		394	1,314	74	1	0

**Justice, Supreme Court, Place 5**

Vote For 1

	TOTAL	VOTE %	Election Day	Early Voting	Ballot By Mail	Provisional Ballots	Limited Ballots
REP Rebeca Huddle	894	51.62%	200	673	21	0	0
DEM Amanda Reichel	838	48.38%	180	608	49	1	0
Total Votes Cast	1,732	100.00%	380	1,281	70	1	0
Overvotes	0		0	0	0	0	0
Undervotes	51		14	33	4	0	0
Contest Totals	1,783		394	1,314	74	1	0

**Justice, Supreme Court, Place 9**

Vote For 1

	TOTAL	VOTE %	Election Day	Early Voting	Ballot By Mail	Provisional Ballots	Limited Ballots
REP Evan Young	899	51.97%	202	675	22	0	0
DEM Julia Maldonado	831	48.03%	178	603	49	1	0
Total Votes Cast	1,730	100.00%	380	1,278	71	1	0
Overvotes	0		0	0	0	0	0
Undervotes	53		14	36	3	0	0
Contest Totals	1,783		394	1,314	74	1	0

**Judge, Court of Criminal Appeals, Place 5**

Vote For 1

	TOTAL	VOTE %	Election Day	Early Voting	Ballot By Mail	Provisional Ballots	Limited Ballots
REP Scott Walker	902	52.23%	205	675	22	0	0
DEM Dana Huffman	825	47.77%	175	601	48	1	0
Total Votes Cast	1,727	100.00%	380	1,276	70	1	0
Overvotes	0		0	0	0	0	0
Undervotes	56		14	38	4	0	0
Contest Totals	1,783		394	1,314	74	1	0

**PCT 089**

**Judge, Court of Criminal Appeals, Place 6**

Vote For 1

	TOTAL	VOTE %		Election Day	Early Voting	Ballot By Mail	Provisional Ballots	Limited Ballots
REP Jesse F. McClure, III	895	51.97%		203	669	23	0	0
DEM Robert Johnson	827	48.03%		173	606	47	1	0
Total Votes Cast	1,722	100.00%		376	1,275	70	1	0
Overvotes	0			0	0	0	0	0
Undervotes	61			18	39	4	0	0
Contest Totals	1,783			394	1,314	74	1	0

**Member, State Board of Education, District 12 CCD**

Vote For 1

	TOTAL	VOTE %		Election Day	Early Voting	Ballot By Mail	Provisional Ballots	Limited Ballots
REP Pam Little	888	51.21%		201	666	21	0	0
DEM Alex Cornwallis	800	46.14%		162	588	49	1	0
LIB Christy Mowrey	45	2.60%		15	30	0	0	0
Write-In Totals	1	0.06%		0	1	0	0	0
Total Votes Cast	1,734	100.00%		378	1,285	70	1	0
Overvotes	0			0	0	0	0	0
Undervotes	49			16	29	4	0	0
Contest Totals	1,783			394	1,314	74	1	0

**State Senator, District 8**

Vote For 1

	TOTAL	VOTE %		Election Day	Early Voting	Ballot By Mail	Provisional Ballots	Limited Ballots
REP Angela Paxton	840	48.36%		198	624	18	0	0
DEM Jonathan Cocks	856	49.28%		171	629	55	1	0
LIB Edward Kless	41	2.36%		10	31	0	0	0
Total Votes Cast	1,737	100.00%		379	1,284	73	1	0
Overvotes	0			0	0	0	0	0
Undervotes	46			15	30	1	0	0
Contest Totals	1,783			394	1,314	74	1	0

**State Representative, District 66**

Vote For 1

	TOTAL	VOTE %		Election Day	Early Voting	Ballot By Mail	Provisional Ballots	Limited Ballots
REP Matt Shaheen	933	53.65%		211	698	24	0	0
DEM Jesse Ringness	806	46.35%		172	585	48	1	0
Total Votes Cast	1,739	100.00%		383	1,283	72	1	0
Overvotes	0			0	0	0	0	0
Undervotes	44			11	31	2	0	0
Contest Totals	1,783			394	1,314	74	1	0

**PCT 089**

**Justice, 5th Court of Appeals District, Place 4**

Vote For 1

	TOTAL	VOTE %	Election Day	Early Voting	Ballot By Mail	Provisional Ballots	Limited Ballots
REP Emily A. Miskel	904	52.65%	206	676	22	0	0
DEM Maricela Moore	813	47.35%	169	597	46	1	0
Total Votes Cast	1,717	100.00%	375	1,273	68	1	0
Overvotes	0		0	0	0	0	0
Undervotes	66		19	41	6	0	0
Contest Totals	1,783		394	1,314	74	1	0

**Justice, 5th Court of Appeals District, Place 7**

Vote For 1

	TOTAL	VOTE %	Election Day	Early Voting	Ballot By Mail	Provisional Ballots	Limited Ballots
REP Kristina Williams	889	51.75%	199	670	20	0	0
DEM Nancy Kennedy	829	48.25%	177	604	47	1	0
Total Votes Cast	1,718	100.00%	376	1,274	67	1	0
Overvotes	0		0	0	0	0	0
Undervotes	65		18	40	7	0	0
Contest Totals	1,783		394	1,314	74	1	0

**County Judge CCD**

Vote For 1

	TOTAL	VOTE %	Election Day	Early Voting	Ballot By Mail	Provisional Ballots	Limited Ballots
REP Chris Hill	908	52.30%	207	677	24	0	0
DEM Joshua Murray	828	47.70%	173	608	46	1	0
Total Votes Cast	1,736	100.00%	380	1,285	70	1	0
Overvotes	0		0	0	0	0	0
Undervotes	47		14	29	4	0	0
Contest Totals	1,783		394	1,314	74	1	0

**District Clerk CCD**

Vote For 1

	TOTAL	VOTE %	Election Day	Early Voting	Ballot By Mail	Provisional Ballots	Limited Ballots
REP Mike Gould	911	53.00%	208	680	23	0	0
DEM David Brignac	808	47.00%	166	594	47	1	0
Total Votes Cast	1,719	100.00%	374	1,274	70	1	0
Overvotes	0		0	0	0	0	0
Undervotes	64		20	40	4	0	0
Contest Totals	1,783		394	1,314	74	1	0

**PCT 089**

**Justice of the Peace, Precinct 4**

Vote For 1

	TOTAL	VOTE %		Election Day	Early Voting	Ballot By Mail	Provisional Ballots	Limited Ballots
REP Vincent Venegoni	891	52.07%		204	665	22	0	0
DEM Adam Kern	820	47.93%		170	603	46	1	0
Total Votes Cast	1,711	100.00%		374	1,268	68	1	0
Overvotes	0			0	0	0	0	0
Undervotes	72			20	46	6	0	0
Contest Totals	1,783			394	1,314	74	1	0

**Plano ISD - Proposition A**

Vote For 1

	TOTAL	VOTE %		Election Day	Early Voting	Ballot By Mail	Provisional Ballots	Limited Ballots
For	841	50.24%		172	631	38	0	0
Against	833	49.76%		191	615	26	1	0
Total Votes Cast	1,674	100.00%		363	1,246	64	1	0
Overvotes	0			0	0	0	0	0
Undervotes	109			31	68	10	0	0
Contest Totals	1,783			394	1,314	74	1	0

**Plano ISD - Proposition B**

Vote For 1

	TOTAL	VOTE %		Election Day	Early Voting	Ballot By Mail	Provisional Ballots	Limited Ballots
For	890	52.91%		180	670	40	0	0
Against	792	47.09%		191	574	26	1	0
Total Votes Cast	1,682	100.00%		371	1,244	66	1	0
Overvotes	0			0	0	0	0	0
Undervotes	101			23	70	8	0	0
Contest Totals	1,783			394	1,314	74	1	0

**Plano ISD - Proposition C**

Vote For 1




	TOTAL	VOTE %		Election Day	Early Voting	Ballot By Mail	Provisional Ballots	Limited Ballots
For	917	54.91%		184	691	42	0	0
Against	753	45.09%		182	547	23	1	0
Total Votes Cast	1,670	100.00%		366	1,238	65	1	0
Overvotes	0			0	0	0	0	0
Undervotes	113			28	76	9	0	0
Contest Totals	1,783			394	1,314	74	1	0



**PCT 089**




**Plano ISD - Proposition D**

Vote For 1

	TOTAL	VOTE %		Election Day	Early Voting	Ballot By Mail	Provisional Ballots	Limited Ballots
For	781	46.63%		167	578	36	0	0
Against	894	53.37%		203	662	28	1	0
Total Votes Cast	1,675	100.00%		370	1,240	64	1	0
Overvotes	0			0	0	0	0	0
Undervotes	108			24	74	10	0	0
Contest Totals	1,783			394	1,314	74	1	0

**Plano ISD - Proposition E**

Vote For 1

	TOTAL	VOTE %		Election Day	Early Voting	Ballot By Mail	Provisional Ballots	Limited Ballots
For	746	44.70%		156	557	33	0	0
Against	923	55.30%		210	681	31	1	0
Total Votes Cast	1,669	100.00%		366	1,238	64	1	0
Overvotes	0			0	0	0	0	0
Undervotes	114			28	76	10	0	0
Contest Totals	1,783			394	1,314	74	1	0

## PCT 090

### U. S. Representative District 3

Vote For 1

	TOTAL	VOTE %	Election Day	Early Voting	Ballot By Mail	Provisional Ballots	Limited Ballots
REP Keith Self	1,209	63.33%	221	936	52	0	0
DEM Sandeep Srivastava	660	34.57%	133	481	46	0	0
LIB Christopher Claytor	40	2.10%	10	27	3	0	0
Total Votes Cast	1,909	100.00%	364	1,444	101	0	0
Overvotes	0		0	0	0	0	0
Undervotes	25		5	17	3	0	0
Contest Totals	1,934		369	1,461	104	0	0

### Governor

Vote For 1

	TOTAL	VOTE %	Election Day	Early Voting	Ballot By Mail	Provisional Ballots	Limited Ballots
REP Greg Abbott	1,189	61.70%	210	925	54	0	0
DEM Beto O'Rourke	719	37.31%	151	520	48	0	0
LIB Mark Tippetts	15	0.78%	4	10	1	0	0
GRN Delilah Barrios	3	0.16%	1	2	0	0	0
Write-In Totals	2	0.10%	2	0	0	0	0
Total Votes Cast	1,927	100.00%	367	1,457	103	0	0
Overvotes	0		0	0	0	0	0
Undervotes	7		2	4	1	0	0
Contest Totals	1,934		369	1,461	104	0	0

### Lieutenant Governor

Vote For 1

	TOTAL	VOTE %	Election Day	Early Voting	Ballot By Mail	Provisional Ballots	Limited Ballots
REP Dan Patrick	1,105	57.91%	198	856	51	0	0
DEM Mike Collier	761	39.88%	151	561	49	0	0
LIB Shanna Steele	42	2.20%	11	30	1	0	0
Total Votes Cast	1,908	100.00%	360	1,447	101	0	0
Overvotes	0		0	0	0	0	0
Undervotes	26		9	14	3	0	0
Contest Totals	1,934		369	1,461	104	0	0

### Attorney General

Vote For 1

	TOTAL	VOTE %	Election Day	Early Voting	Ballot By Mail	Provisional Ballots	Limited Ballots
REP Ken Paxton	1,041	55.52%	186	805	50	0	0
DEM Rochelle Mercedes Garza	767	40.91%	157	564	46	0	0
LIB Mark Ash	67	3.57%	18	45	4	0	0
Total Votes Cast	1,875	100.00%	361	1,414	100	0	0
Overvotes	0		0	0	0	0	0
Undervotes	59		8	47	4	0	0
Contest Totals	1,934		369	1,461	104	0	0

**PCT 090**

**Comptroller of Public Accounts**

Vote For 1

	TOTAL	VOTE %	Election Day	Early Voting	Ballot By Mail	Provisional Ballots	Limited Ballots
REP Glenn Hegar	1,262	66.63%	228	981	53	0	0
DEM Janet T. Dudding	613	32.37%	123	441	49	0	0
LIB V. Alonzo Echevarria-Garza	19	1.00%	6	13	0	0	0
Total Votes Cast	1,894	100.00%	357	1,435	102	0	0
Overvotes	0		0	0	0	0	0
Undervotes	40		12	26	2	0	0
Contest Totals	1,934		369	1,461	104	0	0

**Commissioner of the General Land Office**

Vote For 1

	TOTAL	VOTE %	Election Day	Early Voting	Ballot By Mail	Provisional Ballots	Limited Ballots
REP Dawn Buckingham	1,205	63.93%	228	925	52	0	0
DEM Jay Kleberg	666	35.33%	118	498	50	0	0
GRN Alfred Molison, Jr	13	0.69%	5	8	0	0	0
Write-In Totals	1	0.05%	0	1	0	0	0
Total Votes Cast	1,885	100.00%	351	1,432	102	0	0
Overvotes	0		0	0	0	0	0
Undervotes	49		18	29	2	0	0
Contest Totals	1,934		369	1,461	104	0	0

**Commissioner of Agriculture**

Vote For 1

	TOTAL	VOTE %	Election Day	Early Voting	Ballot By Mail	Provisional Ballots	Limited Ballots
REP Sid Miller	1,199	63.78%	224	924	51	0	0
DEM Susan Hays	681	36.22%	126	505	50	0	0
Total Votes Cast	1,880	100.00%	350	1,429	101	0	0
Overvotes	0		0	0	0	0	0
Undervotes	54		19	32	3	0	0
Contest Totals	1,934		369	1,461	104	0	0

**Railroad Commissioner**

Vote For 1

	TOTAL	VOTE %	Election Day	Early Voting	Ballot By Mail	Provisional Ballots	Limited Ballots
REP Wayne Christian	1,210	64.33%	227	931	52	0	0
DEM Luke Warford	629	33.44%	114	468	47	0	0
LIB Jaime Andres Diez	33	1.75%	10	23	0	0	0
GRN Hunter Wayne Crow	9	0.48%	0	7	2	0	0
Total Votes Cast	1,881	100.00%	351	1,429	101	0	0
Overvotes	0		0	0	0	0	0
Undervotes	53		18	32	3	0	0
Contest Totals	1,934		369	1,461	104	0	0

**PCT 090**

**Justice, Supreme Court, Place 3**

Vote For 1

	TOTAL	VOTE %		Election Day	Early Voting	Ballot By Mail	Provisional Ballots	Limited Ballots
REP Debra Lehrmann	1,218	64.75%		214	951	53	0	0
DEM Erin A. Nowell	638	33.92%		129	460	49	0	0
LIB Thomas Edward Oxford	25	1.33%		10	15	0	0	0
Total Votes Cast	1,881	100.00%		353	1,426	102	0	0
Overvotes	0			0	0	0	0	0
Undervotes	53			16	35	2	0	0
Contest Totals	1,934			369	1,461	104	0	0

**Justice, Supreme Court, Place 5**

Vote For 1

	TOTAL	VOTE %		Election Day	Early Voting	Ballot By Mail	Provisional Ballots	Limited Ballots
REP Rebeca Huddle	1,217	64.84%		217	947	53	0	0
DEM Amanda Reichel	660	35.16%		134	477	49	0	0
Total Votes Cast	1,877	100.00%		351	1,424	102	0	0
Overvotes	0			0	0	0	0	0
Undervotes	57			18	37	2	0	0
Contest Totals	1,934			369	1,461	104	0	0

**Justice, Supreme Court, Place 9**

Vote For 1

	TOTAL	VOTE %		Election Day	Early Voting	Ballot By Mail	Provisional Ballots	Limited Ballots
REP Evan Young	1,215	64.80%		212	950	53	0	0
DEM Julia Maldonado	660	35.20%		134	477	49	0	0
Total Votes Cast	1,875	100.00%		346	1,427	102	0	0
Overvotes	0			0	0	0	0	0
Undervotes	59			23	34	2	0	0
Contest Totals	1,934			369	1,461	104	0	0

**Judge, Court of Criminal Appeals, Place 5**

Vote For 1

	TOTAL	VOTE %		Election Day	Early Voting	Ballot By Mail	Provisional Ballots	Limited Ballots
REP Scott Walker	1,223	65.44%		218	953	52	0	0
DEM Dana Huffman	646	34.56%		128	469	49	0	0
Total Votes Cast	1,869	100.00%		346	1,422	101	0	0
Overvotes	0			0	0	0	0	0
Undervotes	65			23	39	3	0	0
Contest Totals	1,934			369	1,461	104	0	0

**PCT 090**

**Judge, Court of Criminal Appeals, Place 6**

Vote For 1

	TOTAL	VOTE %		Election Day	Early Voting	Ballot By Mail	Provisional Ballots	Limited Ballots
REP Jesse F. McClure, III	1,225	66.00%		222	951	52	0	0
DEM Robert Johnson	631	34.00%		121	461	49	0	0
Total Votes Cast	1,856	100.00%		343	1,412	101	0	0
Overvotes	0			0	0	0	0	0
Undervotes	78			26	49	3	0	0
Contest Totals	1,934			369	1,461	104	0	0

**Member, State Board of Education, District 12 CCD**

Vote For 1

	TOTAL	VOTE %		Election Day	Early Voting	Ballot By Mail	Provisional Ballots	Limited Ballots
REP Pam Little	1,186	63.42%		213	920	53	0	0
DEM Alex Cornwallis	633	33.85%		129	458	46	0	0
LIB Christy Mowrey	49	2.62%		5	42	2	0	0
Write-In Totals	2	0.11%		1	1	0	0	0
Total Votes Cast	1,870	100.00%		348	1,421	101	0	0
Overvotes	0			0	0	0	0	0
Undervotes	64			21	40	3	0	0
Contest Totals	1,934			369	1,461	104	0	0

**State Senator, District 8**

Vote For 1

	TOTAL	VOTE %		Election Day	Early Voting	Ballot By Mail	Provisional Ballots	Limited Ballots
REP Angela Paxton	1,102	59.34%		198	853	51	0	0
DEM Jonathan Cocks	707	38.07%		140	517	50	0	0
LIB Edward Kless	48	2.58%		10	37	1	0	0
Total Votes Cast	1,857	100.00%		348	1,407	102	0	0
Overvotes	0			0	0	0	0	0
Undervotes	77			21	54	2	0	0
Contest Totals	1,934			369	1,461	104	0	0

**State Representative, District 66**

Vote For 1

	TOTAL	VOTE %		Election Day	Early Voting	Ballot By Mail	Provisional Ballots	Limited Ballots
REP Matt Shaheen	1,244	66.24%		226	963	55	0	0
DEM Jesse Ringness	634	33.76%		124	462	48	0	0
Total Votes Cast	1,878	100.00%		350	1,425	103	0	0
Overvotes	0			0	0	0	0	0
Undervotes	56			19	36	1	0	0
Contest Totals	1,934			369	1,461	104	0	0

**PCT 090**

**Justice, 5th Court of Appeals District, Place 4**

Vote For 1

	TOTAL	VOTE %	Election Day	Early Voting	Ballot By Mail	Provisional Ballots	Limited Ballots
REP Emily A. Miskel	1,208	65.47%	213	945	50	0	0
DEM Maricela Moore	637	34.53%	125	464	48	0	0
Total Votes Cast	1,845	100.00%	338	1,409	98	0	0
Overvotes	0		0	0	0	0	0
Undervotes	89		31	52	6	0	0
Contest Totals	1,934		369	1,461	104	0	0

**Justice, 5th Court of Appeals District, Place 7**

Vote For 1

	TOTAL	VOTE %	Election Day	Early Voting	Ballot By Mail	Provisional Ballots	Limited Ballots
REP Kristina Williams	1,202	65.15%	214	937	51	0	0
DEM Nancy Kennedy	643	34.85%	124	471	48	0	0
Total Votes Cast	1,845	100.00%	338	1,408	99	0	0
Overvotes	0		0	0	0	0	0
Undervotes	89		31	53	5	0	0
Contest Totals	1,934		369	1,461	104	0	0

**County Judge CCD**

Vote For 1

	TOTAL	VOTE %	Election Day	Early Voting	Ballot By Mail	Provisional Ballots	Limited Ballots
REP Chris Hill	1,224	65.67%	227	945	52	0	0
DEM Joshua Murray	640	34.33%	120	473	47	0	0
Total Votes Cast	1,864	100.00%	347	1,418	99	0	0
Overvotes	0		0	0	0	0	0
Undervotes	70		22	43	5	0	0
Contest Totals	1,934		369	1,461	104	0	0

**District Clerk CCD**

Vote For 1

	TOTAL	VOTE %	Election Day	Early Voting	Ballot By Mail	Provisional Ballots	Limited Ballots
REP Mike Gould	1,208	65.55%	219	938	51	0	0
DEM David Brignac	635	34.45%	117	471	47	0	0
Total Votes Cast	1,843	100.00%	336	1,409	98	0	0
Overvotes	0		0	0	0	0	0
Undervotes	91		33	52	6	0	0
Contest Totals	1,934		369	1,461	104	0	0

## PCT 090

### County Commissioner, Precinct 4

Vote For 1

	TOTAL	VOTE %		Election Day	Early Voting	Ballot By Mail	Provisional Ballots	Limited Ballots
REP Duncan Webb	1,244	66.77%	<div style="width: 66.77%;"><div style="width: 66.77%;"></div></div>	224	968	52	0	0
DEM Jeffrey Williams	619	33.23%	<div style="width: 33.23%;"><div style="width: 33.23%;"></div></div>	115	457	47	0	0
Total Votes Cast	1,863	100.00%	<div style="width: 100.00%;"><div style="width: 100.00%;"></div></div>	339	1,425	99	0	0
Overvotes	0			0	0	0	0	0
Undervotes	71			30	36	5	0	0
Contest Totals	1,934			369	1,461	104	0	0

### Justice of the Peace, Precinct 4

Vote For 1

	TOTAL	VOTE %		Election Day	Early Voting	Ballot By Mail	Provisional Ballots	Limited Ballots
REP Vincent Venegoni	1,212	65.58%	<div style="width: 65.58%;"><div style="width: 65.58%;"></div></div>	217	945	50	0	0
DEM Adam Kern	636	34.42%	<div style="width: 34.42%;"><div style="width: 34.42%;"></div></div>	120	468	48	0	0
Total Votes Cast	1,848	100.00%	<div style="width: 100.00%;"><div style="width: 100.00%;"></div></div>	337	1,413	98	0	0
Overvotes	0			0	0	0	0	0
Undervotes	86			32	48	6	0	0
Contest Totals	1,934			369	1,461	104	0	0

### Plano ISD - Proposition A

Vote For 1

	TOTAL	VOTE %		Election Day	Early Voting	Ballot By Mail	Provisional Ballots	Limited Ballots
For	925	50.77%	<div style="width: 50.77%;"><div style="width: 50.77%;"></div></div>	158	714	53	0	0
Against	897	49.23%	<div style="width: 49.23%;"><div style="width: 49.23%;"></div></div>	176	676	45	0	0
Total Votes Cast	1,822	100.00%	<div style="width: 100.00%;"><div style="width: 100.00%;"></div></div>	334	1,390	98	0	0
Overvotes	0			0	0	0	0	0
Undervotes	112			35	71	6	0	0
Contest Totals	1,934			369	1,461	104	0	0

### Plano ISD - Proposition B

Vote For 1

	TOTAL	VOTE %		Election Day	Early Voting	Ballot By Mail	Provisional Ballots	Limited Ballots
For	996	54.61%	<div style="width: 54.61%;"><div style="width: 54.61%;"></div></div>	172	771	53	0	0
Against	828	45.39%	<div style="width: 45.39%;"><div style="width: 45.39%;"></div></div>	163	621	44	0	0
Total Votes Cast	1,824	100.00%	<div style="width: 100.00%;"><div style="width: 100.00%;"></div></div>	335	1,392	97	0	0
Overvotes	0			0	0	0	0	0
Undervotes	110			34	69	7	0	0
Contest Totals	1,934			369	1,461	104	0	0

## PCT 090

### Plano ISD - Proposition C

Vote For 1

	TOTAL	VOTE %		Election Day	Early Voting	Ballot By Mail	Provisional Ballots	Limited Ballots
For	1,012	55.64%		187	774	51	0	0
Against	807	44.36%		149	613	45	0	0
Total Votes Cast	1,819	100.00%		336	1,387	96	0	0
Overvotes	0			0	0	0	0	0
Undervotes	115			33	74	8	0	0
Contest Totals	1,934			369	1,461	104	0	0

### Plano ISD - Proposition D

Vote For 1

	TOTAL	VOTE %		Election Day	Early Voting	Ballot By Mail	Provisional Ballots	Limited Ballots
For	833	45.87%		163	626	44	0	0
Against	983	54.13%		170	759	54	0	0
Total Votes Cast	1,816	100.00%		333	1,385	98	0	0
Overvotes	0			0	0	0	0	0
Undervotes	118			36	76	6	0	0
Contest Totals	1,934			369	1,461	104	0	0

### Plano ISD - Proposition E

Vote For 1

	TOTAL	VOTE %		Election Day	Early Voting	Ballot By Mail	Provisional Ballots	Limited Ballots
For	857	47.09%		150	668	39	0	0
Against	963	52.91%		184	722	57	0	0
Total Votes Cast	1,820	100.00%		334	1,390	96	0	0
Overvotes	0			0	0	0	0	0
Undervotes	114			35	71	8	0	0
Contest Totals	1,934			369	1,461	104	0	0



## PCT 091

### U. S. Representative District 3

Vote For 1

	TOTAL	VOTE %	Election Day	Early Voting	Ballot By Mail	Provisional Ballots	Limited Ballots
REP Keith Self	662	48.60%	181	460	20	1	0
DEM Sandeep Srivastava	674	49.49%	119	528	27	0	0
LIB Christopher Claytor	26	1.91%	9	16	1	0	0
Total Votes Cast	1,362	100.00%	309	1,004	48	1	0
Overvotes	0		0	0	0	0	0
Undervotes	22		5	17	0	0	0
Contest Totals	1,384		314	1,021	48	1	0

### Governor

Vote For 1

	TOTAL	VOTE %	Election Day	Early Voting	Ballot By Mail	Provisional Ballots	Limited Ballots
REP Greg Abbott	637	46.19%	176	442	18	1	0
DEM Beto O'Rourke	721	52.28%	126	565	30	0	0
LIB Mark Tippetts	14	1.02%	7	7	0	0	0
GRN Delilah Barrios	3	0.22%	2	1	0	0	0
Write-In Totals	5	0.36%	4	1	0	0	0
Total Votes Cast	1,379	100.00%	314	1,016	48	1	0
Overvotes	0		0	0	0	0	0
Undervotes	5		0	5	0	0	0
Contest Totals	1,384		314	1,021	48	1	0

### Lieutenant Governor

Vote For 1

	TOTAL	VOTE %	Election Day	Early Voting	Ballot By Mail	Provisional Ballots	Limited Ballots
REP Dan Patrick	613	44.91%	173	423	16	1	0
DEM Mike Collier	735	53.85%	130	574	31	0	0
LIB Shanna Steele	17	1.25%	5	12	0	0	0
Total Votes Cast	1,365	100.00%	308	1,009	47	1	0
Overvotes	0		0	0	0	0	0
Undervotes	19		6	12	1	0	0
Contest Totals	1,384		314	1,021	48	1	0

### Attorney General

Vote For 1

	TOTAL	VOTE %	Election Day	Early Voting	Ballot By Mail	Provisional Ballots	Limited Ballots
REP Ken Paxton	600	44.18%	172	411	16	1	0
DEM Rochelle Mercedes Garza	719	52.95%	125	566	28	0	0
LIB Mark Ash	39	2.87%	11	24	4	0	0
Total Votes Cast	1,358	100.00%	308	1,001	48	1	0
Overvotes	0		0	0	0	0	0
Undervotes	26		6	20	0	0	0
Contest Totals	1,384		314	1,021	48	1	0

**PCT 091**

**Comptroller of Public Accounts**

Vote For 1

	TOTAL	VOTE %	Election Day	Early Voting	Ballot By Mail	Provisional Ballots	Limited Ballots
REP Glenn Hegar	688	50.63%	185	482	20	1	0
DEM Janet T. Dudding	647	47.61%	113	506	28	0	0
LIB V. Alonzo Echevarria-Garza	24	1.77%	10	14	0	0	0
Total Votes Cast	1,359	100.00%	308	1,002	48	1	0
Overvotes	0		0	0	0	0	0
Undervotes	25		6	19	0	0	0
Contest Totals	1,384		314	1,021	48	1	0

**Commissioner of the General Land Office**

Vote For 1

	TOTAL	VOTE %	Election Day	Early Voting	Ballot By Mail	Provisional Ballots	Limited Ballots
REP Dawn Buckingham	655	48.59%	180	456	18	1	0
DEM Jay Kleberg	673	49.93%	120	524	29	0	0
GRN Alfred Molison, Jr	20	1.48%	4	15	1	0	0
Write-In Totals	0	0.00%	0	0	0	0	0
Total Votes Cast	1,348	100.00%	304	995	48	1	0
Overvotes	0		0	0	0	0	0
Undervotes	36		10	26	0	0	0
Contest Totals	1,384		314	1,021	48	1	0

**Commissioner of Agriculture**

Vote For 1

	TOTAL	VOTE %	Election Day	Early Voting	Ballot By Mail	Provisional Ballots	Limited Ballots
REP Sid Miller	643	47.84%	178	447	17	1	0
DEM Susan Hays	701	52.16%	125	546	30	0	0
Total Votes Cast	1,344	100.00%	303	993	47	1	0
Overvotes	0		0	0	0	0	0
Undervotes	40		11	28	1	0	0
Contest Totals	1,384		314	1,021	48	1	0

**Railroad Commissioner**

Vote For 1

	TOTAL	VOTE %	Election Day	Early Voting	Ballot By Mail	Provisional Ballots	Limited Ballots
REP Wayne Christian	644	47.81%	178	446	19	1	0
DEM Luke Warford	655	48.63%	107	519	29	0	0
LIB Jaime Andres Diez	33	2.45%	13	20	0	0	0
GRN Hunter Wayne Crow	15	1.11%	5	10	0	0	0
Total Votes Cast	1,347	100.00%	303	995	48	1	0
Overvotes	0		0	0	0	0	0
Undervotes	37		11	26	0	0	0
Contest Totals	1,384		314	1,021	48	1	0

**PCT 091**

**Justice, Supreme Court, Place 3**

Vote For 1

	TOTAL	VOTE %	Election Day	Early Voting	Ballot By Mail	Provisional Ballots	Limited Ballots
REP Debra Lehrmann	661	49.11%	177	465	18	1	0
DEM Erin A. Nowell	667	49.55%	117	520	30	0	0
LIB Thomas Edward Oxford	18	1.34%	7	11	0	0	0
Total Votes Cast	1,346	100.00%	301	996	48	1	0
Overvotes	0		0	0	0	0	0
Undervotes	38		13	25	0	0	0
Contest Totals	1,384		314	1,021	48	1	0

**Justice, Supreme Court, Place 5**

Vote For 1

	TOTAL	VOTE %	Election Day	Early Voting	Ballot By Mail	Provisional Ballots	Limited Ballots
REP Rebeca Huddle	671	49.96%	182	468	20	1	0
DEM Amanda Reichel	672	50.04%	119	526	27	0	0
Total Votes Cast	1,343	100.00%	301	994	47	1	0
Overvotes	0		0	0	0	0	0
Undervotes	41		13	27	1	0	0
Contest Totals	1,384		314	1,021	48	1	0

**Justice, Supreme Court, Place 9**

Vote For 1

	TOTAL	VOTE %	Election Day	Early Voting	Ballot By Mail	Provisional Ballots	Limited Ballots
REP Evan Young	664	49.52%	182	461	20	1	0
DEM Julia Maldonado	677	50.48%	119	531	27	0	0
Total Votes Cast	1,341	100.00%	301	992	47	1	0
Overvotes	0		0	0	0	0	0
Undervotes	43		13	29	1	0	0
Contest Totals	1,384		314	1,021	48	1	0

**Judge, Court of Criminal Appeals, Place 5**

Vote For 1

	TOTAL	VOTE %	Election Day	Early Voting	Ballot By Mail	Provisional Ballots	Limited Ballots
REP Scott Walker	661	49.40%	181	461	18	1	0
DEM Dana Huffman	677	50.60%	118	530	29	0	0
Total Votes Cast	1,338	100.00%	299	991	47	1	0
Overvotes	0		0	0	0	0	0
Undervotes	46		15	30	1	0	0
Contest Totals	1,384		314	1,021	48	1	0

## PCT 091

### Judge, Court of Criminal Appeals, Place 6

Vote For 1

	TOTAL	VOTE %		Election Day	Early Voting	Ballot By Mail	Provisional Ballots	Limited Ballots
REP Jesse F. McClure, III	658	49.25%	<div style="width: 49.25%;"><div style="width: 49.25%;"></div></div>	178	460	19	1	0
DEM Robert Johnson	678	50.75%	<div style="width: 50.75%;"><div style="width: 50.75%;"></div></div>	120	529	29	0	0
Total Votes Cast	1,336	100.00%	<div style="width: 100.00%;"><div style="width: 100.00%;"></div></div>	298	989	48	1	0
Overvotes	0			0	0	0	0	0
Undervotes	48			16	32	0	0	0
Contest Totals	1,384			314	1,021	48	1	0

### Member, State Board of Education, District 12 CCD

Vote For 1

	TOTAL	VOTE %		Election Day	Early Voting	Ballot By Mail	Provisional Ballots	Limited Ballots
REP Pam Little	647	48.32%	<div style="width: 48.32%;"><div style="width: 48.32%;"></div></div>	179	448	19	1	0
DEM Alex Cornwallis	658	49.14%	<div style="width: 49.14%;"><div style="width: 49.14%;"></div></div>	110	520	28	0	0
LIB Christy Mowrey	34	2.54%	<div style="width: 2.54%;"><div style="width: 2.54%;"></div></div>	10	24	0	0	0
Write-In Totals	0	0.00%	<div style="width: 0.00%;"><div style="width: 0.00%;"></div></div>	0	0	0	0	0
Total Votes Cast	1,339	100.00%	<div style="width: 100.00%;"><div style="width: 100.00%;"></div></div>	299	992	47	1	0
Overvotes	0			0	0	0	0	0
Undervotes	45			15	29	1	0	0
Contest Totals	1,384			314	1,021	48	1	0

### State Senator, District 8

Vote For 1

	TOTAL	VOTE %		Election Day	Early Voting	Ballot By Mail	Provisional Ballots	Limited Ballots
REP Angela Paxton	604	44.81%	<div style="width: 44.81%;"><div style="width: 44.81%;"></div></div>	170	417	16	1	0
DEM Jonathan Cocks	715	53.04%	<div style="width: 53.04%;"><div style="width: 53.04%;"></div></div>	123	560	32	0	0
LIB Edward Kless	29	2.15%	<div style="width: 2.15%;"><div style="width: 2.15%;"></div></div>	4	25	0	0	0
Total Votes Cast	1,348	100.00%	<div style="width: 100.00%;"><div style="width: 100.00%;"></div></div>	297	1,002	48	1	0
Overvotes	0			0	0	0	0	0
Undervotes	36			17	19	0	0	0
Contest Totals	1,384			314	1,021	48	1	0

### State Representative, District 67

Vote For 1

	TOTAL	VOTE %		Election Day	Early Voting	Ballot By Mail	Provisional Ballots	Limited Ballots
REP Jeff Leach	670	49.81%	<div style="width: 49.81%;"><div style="width: 49.81%;"></div></div>	177	472	20	1	0
DEM Kevin Morris	675	50.19%	<div style="width: 50.19%;"><div style="width: 50.19%;"></div></div>	122	525	28	0	0
Total Votes Cast	1,345	100.00%	<div style="width: 100.00%;"><div style="width: 100.00%;"></div></div>	299	997	48	1	0
Overvotes	0			0	0	0	0	0
Undervotes	39			15	24	0	0	0
Contest Totals	1,384			314	1,021	48	1	0

## PCT 091

### Justice, 5th Court of Appeals District, Place 4

Vote For 1

	TOTAL	VOTE %		Election Day	Early Voting	Ballot By Mail	Provisional Ballots	Limited Ballots
REP Emily A. Miskel	656	49.40%		178	461	16	1	0
DEM Maricela Moore	672	50.60%		119	524	29	0	0
Total Votes Cast	1,328	100.00%		297	985	45	1	0
Overvotes	0			0	0	0	0	0
Undervotes	56			17	36	3	0	0
Contest Totals	1,384			314	1,021	48	1	0

### Justice, 5th Court of Appeals District, Place 7

Vote For 1

	TOTAL	VOTE %		Election Day	Early Voting	Ballot By Mail	Provisional Ballots	Limited Ballots
REP Kristina Williams	649	48.87%		179	453	16	1	0
DEM Nancy Kennedy	679	51.13%		118	532	29	0	0
Total Votes Cast	1,328	100.00%		297	985	45	1	0
Overvotes	0			0	0	0	0	0
Undervotes	56			17	36	3	0	0
Contest Totals	1,384			314	1,021	48	1	0

### County Judge CCD

Vote For 1

	TOTAL	VOTE %		Election Day	Early Voting	Ballot By Mail	Provisional Ballots	Limited Ballots
REP Chris Hill	656	48.96%		178	459	18	1	0
DEM Joshua Murray	684	51.04%		123	534	27	0	0
Total Votes Cast	1,340	100.00%		301	993	45	1	0
Overvotes	0			0	0	0	0	0
Undervotes	44			13	28	3	0	0
Contest Totals	1,384			314	1,021	48	1	0

### District Clerk CCD

Vote For 1

	TOTAL	VOTE %		Election Day	Early Voting	Ballot By Mail	Provisional Ballots	Limited Ballots
REP Mike Gould	656	49.51%		182	457	16	1	0
DEM David Brignac	669	50.49%		115	526	28	0	0
Total Votes Cast	1,325	100.00%		297	983	44	1	0
Overvotes	0			0	0	0	0	0
Undervotes	59			17	38	4	0	0
Contest Totals	1,384			314	1,021	48	1	0

## PCT 091

### County Commissioner, Precinct 4

Vote For 1

	TOTAL	VOTE %	Election Day	Early Voting	Ballot By Mail	Provisional Ballots	Limited Ballots
REP Duncan Webb	665	49.81%	179	467	18	1	0
DEM Jeffrey Williams	670	50.19%	121	522	27	0	0
Total Votes Cast	1,335	100.00%	300	989	45	1	0
Overvotes	0		0	0	0	0	0
Undervotes	49		14	32	3	0	0
Contest Totals	1,384		314	1,021	48	1	0

### Justice of the Peace, Precinct 3

Vote For 1

	TOTAL	VOTE %	Election Day	Early Voting	Ballot By Mail	Provisional Ballots	Limited Ballots
REP Mike Missildine	658	49.47%	179	461	17	1	0
DEM Irvin Lynn Barrett	672	50.53%	120	525	27	0	0
Total Votes Cast	1,330	100.00%	299	986	44	1	0
Overvotes	0		0	0	0	0	0
Undervotes	54		15	35	4	0	0
Contest Totals	1,384		314	1,021	48	1	0

### Plano ISD - Proposition A

Vote For 1

	TOTAL	VOTE %	Election Day	Early Voting	Ballot By Mail	Provisional Ballots	Limited Ballots
For	731	56.32%	162	541	28	0	0
Against	567	43.68%	131	419	16	1	0
Total Votes Cast	1,298	100.00%	293	960	44	1	0
Overvotes	0		0	0	0	0	0
Undervotes	86		21	61	4	0	0
Contest Totals	1,384		314	1,021	48	1	0

### Plano ISD - Proposition B

Vote For 1

	TOTAL	VOTE %	Election Day	Early Voting	Ballot By Mail	Provisional Ballots	Limited Ballots
For	756	58.02%	175	560	21	0	0
Against	547	41.98%	120	403	23	1	0
Total Votes Cast	1,303	100.00%	295	963	44	1	0
Overvotes	0		0	0	0	0	0
Undervotes	81		19	58	4	0	0
Contest Totals	1,384		314	1,021	48	1	0

**PCT 091**

**Plano ISD - Proposition C**

Vote For 1

	TOTAL	VOTE %		Election Day	Early Voting	Ballot By Mail	Provisional Ballots	Limited Ballots
For	759	58.75%		175	562	22	0	0
Against	533	41.25%		118	394	20	1	0
Total Votes Cast	1,292	100.00%		293	956	42	1	0
Overvotes	0			0	0	0	0	0
Undervotes	92			21	65	6	0	0
Contest Totals	1,384			314	1,021	48	1	0

**Plano ISD - Proposition D**

Vote For 1

	TOTAL	VOTE %		Election Day	Early Voting	Ballot By Mail	Provisional Ballots	Limited Ballots
For	650	50.04%		158	473	19	0	0
Against	649	49.96%		136	487	25	1	0
Total Votes Cast	1,299	100.00%		294	960	44	1	0
Overvotes	0			0	0	0	0	0
Undervotes	85			20	61	4	0	0
Contest Totals	1,384			314	1,021	48	1	0

**Plano ISD - Proposition E**

Vote For 1

	TOTAL	VOTE %		Election Day	Early Voting	Ballot By Mail	Provisional Ballots	Limited Ballots
For	614	47.49%		142	457	15	0	0
Against	679	52.51%		149	500	29	1	0
Total Votes Cast	1,293	100.00%		291	957	44	1	0
Overvotes	0			0	0	0	0	0
Undervotes	91			23	64	4	0	0
Contest Totals	1,384			314	1,021	48	1	0

## PCT 092

### U. S. Representative, District 4

Vote For 1

	TOTAL	VOTE %		Election Day	Early Voting	Ballot By Mail	Provisional Ballots	Limited Ballots
REP Pat Fallon	818	48.06%	<div style="width: 48.06%;"><div style="width: 48.06%;"></div></div>	264	517	33	4	0
DEM Iro Omere	835	49.06%	<div style="width: 49.06%;"><div style="width: 49.06%;"></div></div>	248	531	53	3	0
LIB John Simmons	49	2.88%	<div style="width: 2.88%;"><div style="width: 2.88%;"></div></div>	18	31	0	0	0
Total Votes Cast	1,702	100.00%	<div style="width: 100.00%;"><div style="width: 100.00%;"></div></div>	530	1,079	86	7	0
Overvotes	0			0	0	0	0	0
Undervotes	31			11	16	3	1	0
Contest Totals	1,733			541	1,095	89	8	0

### Governor

Vote For 1

	TOTAL	VOTE %		Election Day	Early Voting	Ballot By Mail	Provisional Ballots	Limited Ballots
REP Greg Abbott	806	46.70%	<div style="width: 46.70%;"><div style="width: 46.70%;"></div></div>	254	515	33	4	0
DEM Beto O'Rourke	897	51.97%	<div style="width: 51.97%;"><div style="width: 51.97%;"></div></div>	269	573	52	3	0
LIB Mark Tippetts	15	0.87%	<div style="width: 0.87%;"><div style="width: 0.87%;"></div></div>	9	4	2	0	0
GRN Delilah Barrios	7	0.41%	<div style="width: 0.41%;"><div style="width: 0.41%;"></div></div>	5	2	0	0	0
Write-In Totals	1	0.06%	<div style="width: 0.06%;"><div style="width: 0.06%;"></div></div>	1	0	0	0	0
Total Votes Cast	1,726	100.00%	<div style="width: 100.00%;"><div style="width: 100.00%;"></div></div>	538	1,094	87	7	0
Overvotes	0			0	0	0	0	0
Undervotes	7			3	1	2	1	0
Contest Totals	1,733			541	1,095	89	8	0

### Lieutenant Governor

Vote For 1

	TOTAL	VOTE %		Election Day	Early Voting	Ballot By Mail	Provisional Ballots	Limited Ballots
REP Dan Patrick	799	46.56%	<div style="width: 46.56%;"><div style="width: 46.56%;"></div></div>	260	499	36	4	0
DEM Mike Collier	865	50.41%	<div style="width: 50.41%;"><div style="width: 50.41%;"></div></div>	251	560	50	4	0
LIB Shanna Steele	52	3.03%	<div style="width: 3.03%;"><div style="width: 3.03%;"></div></div>	21	30	1	0	0
Total Votes Cast	1,716	100.00%	<div style="width: 100.00%;"><div style="width: 100.00%;"></div></div>	532	1,089	87	8	0
Overvotes	0			0	0	0	0	0
Undervotes	17			9	6	2	0	0
Contest Totals	1,733			541	1,095	89	8	0

### Attorney General

Vote For 1

	TOTAL	VOTE %		Election Day	Early Voting	Ballot By Mail	Provisional Ballots	Limited Ballots
REP Ken Paxton	777	45.41%	<div style="width: 45.41%;"><div style="width: 45.41%;"></div></div>	254	486	34	3	0
DEM Rochelle Mercedes Garza	876	51.20%	<div style="width: 51.20%;"><div style="width: 51.20%;"></div></div>	259	563	50	4	0
LIB Mark Ash	58	3.39%	<div style="width: 3.39%;"><div style="width: 3.39%;"></div></div>	19	36	3	0	0
Total Votes Cast	1,711	100.00%	<div style="width: 100.00%;"><div style="width: 100.00%;"></div></div>	532	1,085	87	7	0
Overvotes	0			0	0	0	0	0
Undervotes	22			9	10	2	1	0
Contest Totals	1,733			541	1,095	89	8	0



**PCT 092**

**Comptroller of Public Accounts**

Vote For 1

	TOTAL	VOTE %	Election Day	Early Voting	Ballot By Mail	Provisional Ballots	Limited Ballots
REP Glenn Hegar	826	48.59%	267	520	35	4	0
DEM Janet T. Dudding	836	49.18%	245	536	51	4	0
LIB V. Alonzo Echevarria-Garza	38	2.24%	19	19	0	0	0
Total Votes Cast	1,700	100.00%	531	1,075	86	8	0
Overvotes	0		0	0	0	0	0
Undervotes	33		10	20	3	0	0
Contest Totals	1,733		541	1,095	89	8	0

**Commissioner of the General Land Office**

Vote For 1

	TOTAL	VOTE %	Election Day	Early Voting	Ballot By Mail	Provisional Ballots	Limited Ballots
REP Dawn Buckingham	833	49.32%	272	522	34	5	0
DEM Jay Kleberg	835	49.44%	241	539	52	3	0
GRN Alfred Molison, Jr	21	1.24%	13	8	0	0	0
Write-In Totals	0	0.00%	0	0	0	0	0
Total Votes Cast	1,689	100.00%	526	1,069	86	8	0
Overvotes	0		0	0	0	0	0
Undervotes	44		15	26	3	0	0
Contest Totals	1,733		541	1,095	89	8	0

**Commissioner of Agriculture**

Vote For 1

	TOTAL	VOTE %	Election Day	Early Voting	Ballot By Mail	Provisional Ballots	Limited Ballots
REP Sid Miller	832	49.49%	275	516	37	4	0
DEM Susan Hays	849	50.51%	250	546	49	4	0
Total Votes Cast	1,681	100.00%	525	1,062	86	8	0
Overvotes	0		0	0	0	0	0
Undervotes	52		16	33	3	0	0
Contest Totals	1,733		541	1,095	89	8	0

**Railroad Commissioner**

Vote For 1

	TOTAL	VOTE %	Election Day	Early Voting	Ballot By Mail	Provisional Ballots	Limited Ballots
REP Wayne Christian	810	48.10%	263	509	34	4	0
DEM Luke Warford	820	48.69%	239	527	50	4	0
LIB Jaime Andres Diez	38	2.26%	19	18	1	0	0
GRN Hunter Wayne Crow	16	0.95%	7	9	0	0	0
Total Votes Cast	1,684	100.00%	528	1,063	85	8	0
Overvotes	0		0	0	0	0	0
Undervotes	49		13	32	4	0	0
Contest Totals	1,733		541	1,095	89	8	0

## PCT 092

### Justice, Supreme Court, Place 3

Vote For 1

	TOTAL	VOTE %	Election Day	Early Voting	Ballot By Mail	Provisional Ballots	Limited Ballots
REP Debra Lehrmann	819	48.52%	265	517	33	4	0
DEM Erin A. Nowell	842	49.88%	245	540	53	4	0
LIB Thomas Edward Oxford	27	1.60%	15	12	0	0	0
Total Votes Cast	1,688	100.00%	525	1,069	86	8	0
Overvotes	0		0	0	0	0	0
Undervotes	45		16	26	3	0	0
Contest Totals	1,733		541	1,095	89	8	0

### Justice, Supreme Court, Place 5

Vote For 1

	TOTAL	VOTE %	Election Day	Early Voting	Ballot By Mail	Provisional Ballots	Limited Ballots
REP Rebeca Huddle	825	49.17%	264	524	33	4	0
DEM Amanda Reichel	853	50.83%	256	542	51	4	0
Total Votes Cast	1,678	100.00%	520	1,066	84	8	0
Overvotes	0		0	0	0	0	0
Undervotes	55		21	29	5	0	0
Contest Totals	1,733		541	1,095	89	8	0

### Justice, Supreme Court, Place 9

Vote For 1

	TOTAL	VOTE %	Election Day	Early Voting	Ballot By Mail	Provisional Ballots	Limited Ballots
REP Evan Young	830	49.32%	264	527	35	4	0
DEM Julia Maldonado	853	50.68%	257	541	51	4	0
Total Votes Cast	1,683	100.00%	521	1,068	86	8	0
Overvotes	0		0	0	0	0	0
Undervotes	50		20	27	3	0	0
Contest Totals	1,733		541	1,095	89	8	0

### Judge, Court of Criminal Appeals, Place 5

Vote For 1

	TOTAL	VOTE %	Election Day	Early Voting	Ballot By Mail	Provisional Ballots	Limited Ballots
REP Scott Walker	825	49.11%	265	519	37	4	0
DEM Dana Huffman	855	50.89%	255	547	49	4	0
Total Votes Cast	1,680	100.00%	520	1,066	86	8	0
Overvotes	0		0	0	0	0	0
Undervotes	53		21	29	3	0	0
Contest Totals	1,733		541	1,095	89	8	0

## PCT 092

### Judge, Court of Criminal Appeals, Place 6

Vote For 1

	TOTAL	VOTE %		Election Day	Early Voting	Ballot By Mail	Provisional Ballots	Limited Ballots
REP Jesse F. McClure, III	821	48.96%	<div style="width: 48.96%;"><div style="width: 48.96%;"></div></div>	267	516	34	4	0
DEM Robert Johnson	856	51.04%	<div style="width: 51.04%;"><div style="width: 51.04%;"></div></div>	252	549	51	4	0
Total Votes Cast	1,677	100.00%	<div style="width: 100.00%;"><div style="width: 100.00%;"></div></div>	519	1,065	85	8	0
Overvotes	0			0	0	0	0	0
Undervotes	56			22	30	4	0	0
Contest Totals	1,733			541	1,095	89	8	0

### Member, State Board of Education, District 12 CCD

Vote For 1

	TOTAL	VOTE %		Election Day	Early Voting	Ballot By Mail	Provisional Ballots	Limited Ballots
REP Pam Little	801	47.57%	<div style="width: 47.57%;"><div style="width: 47.57%;"></div></div>	254	508	35	4	0
DEM Alex Cornwallis	824	48.93%	<div style="width: 48.93%;"><div style="width: 48.93%;"></div></div>	243	529	48	4	0
LIB Christy Mowrey	59	3.50%	<div style="width: 3.50%;"><div style="width: 3.50%;"></div></div>	24	33	2	0	0
Write-In Totals	0	0.00%	<div style="width: 0.00%;"><div style="width: 0.00%;"></div></div>	0	0	0	0	0
Total Votes Cast	1,684	100.00%	<div style="width: 100.00%;"><div style="width: 100.00%;"></div></div>	521	1,070	85	8	0
Overvotes	0			0	0	0	0	0
Undervotes	49			20	25	4	0	0
Contest Totals	1,733			541	1,095	89	8	0

### State Representative, District 66

Vote For 1

	TOTAL	VOTE %		Election Day	Early Voting	Ballot By Mail	Provisional Ballots	Limited Ballots
REP Matt Shaheen	818	48.84%	<div style="width: 48.84%;"><div style="width: 48.84%;"></div></div>	263	517	34	4	0
DEM Jesse Ringness	857	51.16%	<div style="width: 51.16%;"><div style="width: 51.16%;"></div></div>	254	547	52	4	0
Total Votes Cast	1,675	100.00%	<div style="width: 100.00%;"><div style="width: 100.00%;"></div></div>	517	1,064	86	8	0
Overvotes	0			0	0	0	0	0
Undervotes	58			24	31	3	0	0
Contest Totals	1,733			541	1,095	89	8	0

### Justice, 5th Court of Appeals District, Place 4

Vote For 1

	TOTAL	VOTE %		Election Day	Early Voting	Ballot By Mail	Provisional Ballots	Limited Ballots
REP Emily A. Miskel	826	49.40%	<div style="width: 49.40%;"><div style="width: 49.40%;"></div></div>	266	520	36	4	0
DEM Maricela Moore	846	50.60%	<div style="width: 50.60%;"><div style="width: 50.60%;"></div></div>	250	543	49	4	0
Total Votes Cast	1,672	100.00%	<div style="width: 100.00%;"><div style="width: 100.00%;"></div></div>	516	1,063	85	8	0
Overvotes	0			0	0	0	0	0
Undervotes	61			25	32	4	0	0
Contest Totals	1,733			541	1,095	89	8	0

## PCT 092

### Justice, 5th Court of Appeals District, Place 7

Vote For 1

	TOTAL	VOTE %		Election Day	Early Voting	Ballot By Mail	Provisional Ballots	Limited Ballots
REP Kristina Williams	806	48.32%	<div style="width: 48.32%;"><div style="width: 48.32%;"></div></div>	259	507	36	4	0
DEM Nancy Kennedy	862	51.68%	<div style="width: 51.68%;"><div style="width: 51.68%;"></div></div>	256	552	50	4	0
Total Votes Cast	1,668	100.00%	<div style="width: 100.00%;"><div style="width: 100.00%;"></div></div>	515	1,059	86	8	0
Overvotes	0			0	0	0	0	0
Undervotes	65			26	36	3	0	0
Contest Totals	1,733			541	1,095	89	8	0

### County Judge CCD

Vote For 1

	TOTAL	VOTE %		Election Day	Early Voting	Ballot By Mail	Provisional Ballots	Limited Ballots
REP Chris Hill	823	48.87%	<div style="width: 48.87%;"><div style="width: 48.87%;"></div></div>	267	516	36	4	0
DEM Joshua Murray	861	51.13%	<div style="width: 51.13%;"><div style="width: 51.13%;"></div></div>	253	555	49	4	0
Total Votes Cast	1,684	100.00%	<div style="width: 100.00%;"><div style="width: 100.00%;"></div></div>	520	1,071	85	8	0
Overvotes	0			0	0	0	0	0
Undervotes	49			21	24	4	0	0
Contest Totals	1,733			541	1,095	89	8	0

### District Clerk CCD

Vote For 1

	TOTAL	VOTE %		Election Day	Early Voting	Ballot By Mail	Provisional Ballots	Limited Ballots
REP Mike Gould	831	49.64%	<div style="width: 49.64%;"><div style="width: 49.64%;"></div></div>	265	526	36	4	0
DEM David Brignac	843	50.36%	<div style="width: 50.36%;"><div style="width: 50.36%;"></div></div>	255	536	48	4	0
Total Votes Cast	1,674	100.00%	<div style="width: 100.00%;"><div style="width: 100.00%;"></div></div>	520	1,062	84	8	0
Overvotes	0			0	0	0	0	0
Undervotes	59			21	33	5	0	0
Contest Totals	1,733			541	1,095	89	8	0

### Justice of the Peace, Precinct 4

Vote For 1

	TOTAL	VOTE %		Election Day	Early Voting	Ballot By Mail	Provisional Ballots	Limited Ballots
REP Vincent Venegoni	825	49.43%	<div style="width: 49.43%;"><div style="width: 49.43%;"></div></div>	267	517	37	4	0
DEM Adam Kern	844	50.57%	<div style="width: 50.57%;"><div style="width: 50.57%;"></div></div>	253	540	47	4	0
Total Votes Cast	1,669	100.00%	<div style="width: 100.00%;"><div style="width: 100.00%;"></div></div>	520	1,057	84	8	0
Overvotes	0			0	0	0	0	0
Undervotes	64			21	38	5	0	0
Contest Totals	1,733			541	1,095	89	8	0

## PCT 093

### U. S. Representative District 3

Vote For 1

	TOTAL	VOTE %	Election Day	Early Voting	Ballot By Mail	Provisional Ballots	Limited Ballots
REP Keith Self	129	83.77%	40	85	3	1	0
DEM Sandeep Srivastava	20	12.99%	6	9	5	0	0
LIB Christopher Claytor	5	3.25%	2	3	0	0	0
Total Votes Cast	154	100.00%	48	97	8	1	0
Overvotes	0		0	0	0	0	0
Undervotes	3		1	1	1	0	0
Contest Totals	157		49	98	9	1	0

### Governor

Vote For 1

	TOTAL	VOTE %	Election Day	Early Voting	Ballot By Mail	Provisional Ballots	Limited Ballots
REP Greg Abbott	131	83.44%	41	85	4	1	0
DEM Beto O'Rourke	24	15.29%	7	12	5	0	0
LIB Mark Tippetts	2	1.27%	1	1	0	0	0
GRN Delilah Barrios	0	0.00%	0	0	0	0	0
Write-In Totals	0	0.00%	0	0	0	0	0
Total Votes Cast	157	100.00%	49	98	9	1	0
Overvotes	0		0	0	0	0	0
Undervotes	0		0	0	0	0	0
Contest Totals	157		49	98	9	1	0

### Lieutenant Governor

Vote For 1

	TOTAL	VOTE %	Election Day	Early Voting	Ballot By Mail	Provisional Ballots	Limited Ballots
REP Dan Patrick	125	80.13%	39	83	2	1	0
DEM Mike Collier	27	17.31%	9	11	7	0	0
LIB Shanna Steele	4	2.56%	1	3	0	0	0
Total Votes Cast	156	100.00%	49	97	9	1	0
Overvotes	0		0	0	0	0	0
Undervotes	1		0	1	0	0	0
Contest Totals	157		49	98	9	1	0

### Attorney General

Vote For 1

	TOTAL	VOTE %	Election Day	Early Voting	Ballot By Mail	Provisional Ballots	Limited Ballots
REP Ken Paxton	125	80.65%	39	83	2	1	0
DEM Rochelle Mercedes Garza	26	16.77%	8	11	7	0	0
LIB Mark Ash	4	2.58%	1	3	0	0	0
Total Votes Cast	155	100.00%	48	97	9	1	0
Overvotes	0		0	0	0	0	0
Undervotes	2		1	1	0	0	0
Contest Totals	157		49	98	9	1	0

## PCT 093

### Comptroller of Public Accounts

Vote For 1

	TOTAL	VOTE %	Election Day	Early Voting	Ballot By Mail	Provisional Ballots	Limited Ballots
REP Glenn Hegar	128	84.77%	42	82	3	1	0
DEM Janet T. Dudding	20	13.24%	5	10	5	0	0
LIB V. Alonzo Echevarria-Garza	3	1.99%	1	2	0	0	0
Total Votes Cast	151	100.00%	48	94	8	1	0
Overvotes	0		0	0	0	0	0
Undervotes	6		1	4	1	0	0
Contest Totals	157		49	98	9	1	0

### Commissioner of the General Land Office

Vote For 1

	TOTAL	VOTE %	Election Day	Early Voting	Ballot By Mail	Provisional Ballots	Limited Ballots
REP Dawn Buckingham	131	86.18%	40	86	4	1	0
DEM Jay Kleberg	19	12.50%	7	8	4	0	0
GRN Alfred Molison, Jr	2	1.32%	1	1	0	0	0
Write-In Totals	0	0.00%	0	0	0	0	0
Total Votes Cast	152	100.00%	48	95	8	1	0
Overvotes	0		0	0	0	0	0
Undervotes	5		1	3	1	0	0
Contest Totals	157		49	98	9	1	0

### Commissioner of Agriculture

Vote For 1

	TOTAL	VOTE %	Election Day	Early Voting	Ballot By Mail	Provisional Ballots	Limited Ballots
REP Sid Miller	125	82.78%	39	82	3	1	0
DEM Susan Hays	26	17.22%	9	11	6	0	0
Total Votes Cast	151	100.00%	48	93	9	1	0
Overvotes	0		0	0	0	0	0
Undervotes	6		1	5	0	0	0
Contest Totals	157		49	98	9	1	0

### Railroad Commissioner

Vote For 1

	TOTAL	VOTE %	Election Day	Early Voting	Ballot By Mail	Provisional Ballots	Limited Ballots
REP Wayne Christian	125	83.33%	40	82	2	1	0
DEM Luke Warford	20	13.33%	6	8	6	0	0
LIB Jaime Andres Diez	4	2.67%	1	3	0	0	0
GRN Hunter Wayne Crow	1	0.67%	1	0	0	0	0
Total Votes Cast	150	100.00%	48	93	8	1	0
Overvotes	0		0	0	0	0	0
Undervotes	7		1	5	1	0	0
Contest Totals	157		49	98	9	1	0

## PCT 093

### Justice, Supreme Court, Place 3

Vote For 1

	TOTAL	VOTE %		Election Day	Early Voting	Ballot By Mail	Provisional Ballots	Limited Ballots
REP Debra Lehrmann	125	85.03%		38	82	4	1	0
DEM Erin A. Nowell	21	14.29%		7	9	5	0	0
LIB Thomas Edward Oxford	1	0.68%		0	1	0	0	0
Total Votes Cast	147	100.00%		45	92	9	1	0
Overvotes	0			0	0	0	0	0
Undervotes	10			4	6	0	0	0
Contest Totals	157			49	98	9	1	0

### Justice, Supreme Court, Place 5

Vote For 1

	TOTAL	VOTE %		Election Day	Early Voting	Ballot By Mail	Provisional Ballots	Limited Ballots
REP Rebeca Huddle	126	85.71%		39	82	4	1	0
DEM Amanda Reichel	21	14.29%		6	10	5	0	0
Total Votes Cast	147	100.00%		45	92	9	1	0
Overvotes	0			0	0	0	0	0
Undervotes	10			4	6	0	0	0
Contest Totals	157			49	98	9	1	0

### Justice, Supreme Court, Place 9

Vote For 1

	TOTAL	VOTE %		Election Day	Early Voting	Ballot By Mail	Provisional Ballots	Limited Ballots
REP Evan Young	124	84.35%		37	82	4	1	0
DEM Julia Maldonado	23	15.65%		8	10	5	0	0
Total Votes Cast	147	100.00%		45	92	9	1	0
Overvotes	0			0	0	0	0	0
Undervotes	10			4	6	0	0	0
Contest Totals	157			49	98	9	1	0

### Judge, Court of Criminal Appeals, Place 5

Vote For 1

	TOTAL	VOTE %		Election Day	Early Voting	Ballot By Mail	Provisional Ballots	Limited Ballots
REP Scott Walker	123	83.67%		37	81	4	1	0
DEM Dana Huffman	24	16.33%		8	11	5	0	0
Total Votes Cast	147	100.00%		45	92	9	1	0
Overvotes	0			0	0	0	0	0
Undervotes	10			4	6	0	0	0
Contest Totals	157			49	98	9	1	0

**PCT 093**

**Judge, Court of Criminal Appeals, Place 6**

Vote For 1

	TOTAL	VOTE %		Election Day	Early Voting	Ballot By Mail	Provisional Ballots	Limited Ballots
REP Jesse F. McClure, III	123	84.25%		37	82	3	1	0
DEM Robert Johnson	23	15.75%		8	10	5	0	0
Total Votes Cast	146	100.00%		45	92	8	1	0
Overvotes	0			0	0	0	0	0
Undervotes	11			4	6	1	0	0
Contest Totals	157			49	98	9	1	0

**Member, State Board of Education, District 12 CCD**

Vote For 1

	TOTAL	VOTE %		Election Day	Early Voting	Ballot By Mail	Provisional Ballots	Limited Ballots
REP Pam Little	124	84.93%		40	81	2	1	0
DEM Alex Cornwallis	20	13.70%		5	10	5	0	0
LIB Christy Mowrey	2	1.37%		1	1	0	0	0
Write-In Totals	0	0.00%		0	0	0	0	0
Total Votes Cast	146	100.00%		46	92	7	1	0
Overvotes	0			0	0	0	0	0
Undervotes	11			3	6	2	0	0
Contest Totals	157			49	98	9	1	0

**State Senator, District 8**

Vote For 1

	TOTAL	VOTE %		Election Day	Early Voting	Ballot By Mail	Provisional Ballots	Limited Ballots
REP Angela Paxton	122	82.43%		40	79	2	1	0
DEM Jonathan Cocks	23	15.54%		6	10	7	0	0
LIB Edward Kless	3	2.03%		1	2	0	0	0
Total Votes Cast	148	100.00%		47	91	9	1	0
Overvotes	0			0	0	0	0	0
Undervotes	9			2	7	0	0	0
Contest Totals	157			49	98	9	1	0

**State Representative, District 67**

Vote For 1

	TOTAL	VOTE %		Election Day	Early Voting	Ballot By Mail	Provisional Ballots	Limited Ballots
REP Jeff Leach	125	85.03%		37	83	4	1	0
DEM Kevin Morris	22	14.97%		8	9	5	0	0
Total Votes Cast	147	100.00%		45	92	9	1	0
Overvotes	0			0	0	0	0	0
Undervotes	10			4	6	0	0	0
Contest Totals	157			49	98	9	1	0



## PCT 093

### Justice, 5th Court of Appeals District, Place 4

Vote For 1

	TOTAL	VOTE %		Election Day	Early Voting	Ballot By Mail	Provisional Ballots	Limited Ballots
REP Emily A. Miskel	123	83.67%	<div style="width: 83.67%;"><div style="width: 83.67%;"></div></div>	38	81	3	1	0
DEM Maricela Moore	24	16.33%	<div style="width: 16.33%;"><div style="width: 16.33%;"></div></div>	7	11	6	0	0
Total Votes Cast	147	100.00%	<div style="width: 100.00%;"><div style="width: 100.00%;"></div></div>	45	92	9	1	0
Overvotes	0			0	0	0	0	0
Undervotes	10			4	6	0	0	0
Contest Totals	157			49	98	9	1	0

### Justice, 5th Court of Appeals District, Place 7

Vote For 1

	TOTAL	VOTE %		Election Day	Early Voting	Ballot By Mail	Provisional Ballots	Limited Ballots
REP Kristina Williams	123	83.67%	<div style="width: 83.67%;"><div style="width: 83.67%;"></div></div>	38	82	2	1	0
DEM Nancy Kennedy	24	16.33%	<div style="width: 16.33%;"><div style="width: 16.33%;"></div></div>	7	10	7	0	0
Total Votes Cast	147	100.00%	<div style="width: 100.00%;"><div style="width: 100.00%;"></div></div>	45	92	9	1	0
Overvotes	0			0	0	0	0	0
Undervotes	10			4	6	0	0	0
Contest Totals	157			49	98	9	1	0

### County Judge CCD

Vote For 1

	TOTAL	VOTE %		Election Day	Early Voting	Ballot By Mail	Provisional Ballots	Limited Ballots
REP Chris Hill	126	84.56%	<div style="width: 84.56%;"><div style="width: 84.56%;"></div></div>	40	81	4	1	0
DEM Joshua Murray	23	15.44%	<div style="width: 15.44%;"><div style="width: 15.44%;"></div></div>	7	12	4	0	0
Total Votes Cast	149	100.00%	<div style="width: 100.00%;"><div style="width: 100.00%;"></div></div>	47	93	8	1	0
Overvotes	0			0	0	0	0	0
Undervotes	8			2	5	1	0	0
Contest Totals	157			49	98	9	1	0

### District Clerk CCD

Vote For 1

	TOTAL	VOTE %		Election Day	Early Voting	Ballot By Mail	Provisional Ballots	Limited Ballots
REP Mike Gould	125	85.03%	<div style="width: 85.03%;"><div style="width: 85.03%;"></div></div>	40	81	3	1	0
DEM David Brignac	22	14.97%	<div style="width: 14.97%;"><div style="width: 14.97%;"></div></div>	7	11	4	0	0
Total Votes Cast	147	100.00%	<div style="width: 100.00%;"><div style="width: 100.00%;"></div></div>	47	92	7	1	0
Overvotes	0			0	0	0	0	0
Undervotes	10			2	6	2	0	0
Contest Totals	157			49	98	9	1	0

## PCT 093

### Anna ISD - Proposition A

Vote For 1

	TOTAL	VOTE %	Election Day	Early Voting	Ballot By Mail	Provisional Ballots	Limited Ballots
For	0		0	0	0	0	0
Against	0		0	0	0	0	0
Total Votes Cast	0		0	0	0	0	0
Overvotes	0		0	0	0	0	0
Undervotes	0		0	0	0	0	0
Contest Totals	0		0	0	0	0	0




### Anna ISD - Proposition B

Vote For 1

	TOTAL	VOTE %	Election Day	Early Voting	Ballot By Mail	Provisional Ballots	Limited Ballots
For	0		0	0	0	0	0
Against	0		0	0	0	0	0
Total Votes Cast	0		0	0	0	0	0
Overvotes	0		0	0	0	0	0
Undervotes	0		0	0	0	0	0
Contest Totals	0		0	0	0	0	0




### Trenton ISD - Proposition A

Vote For 1

	TOTAL	VOTE %	Election Day	Early Voting	Ballot By Mail	Provisional Ballots	Limited Ballots
For	27	56.25% 	9	18	0	0	0
Against	21	43.75% 	7	14	0	0	0
Total Votes Cast	48	100.00% 	16	32	0	0	0
Overvotes	0		0	0	0	0	0
Undervotes	5		2	3	0	0	0
Contest Totals	53		18	35	0	0	0

### Trenton ISD - Proposition B

Vote For 1

	TOTAL	VOTE %	Election Day	Early Voting	Ballot By Mail	Provisional Ballots	Limited Ballots
For	23	47.92% 	7	16	0	0	0
Against	25	52.08% 	9	16	0	0	0
Total Votes Cast	48	100.00% 	16	32	0	0	0
Overvotes	0		0	0	0	0	0
Undervotes	5		2	3	0	0	0
Contest Totals	53		18	35	0	0	0

**PCT 094**

**U. S. Representative, District 32**

Vote For 1

	TOTAL	VOTE %		Election Day	Early Voting	Ballot By Mail	Provisional Ballots	Limited Ballots
REP Antonio Swad	1,063	44.02%	<div style="width: 44.02%;"><div style="width: 44.02%;"></div></div>	383	658	21	1	0
DEM Colin Allred	1,352	55.98%	<div style="width: 55.98%;"><div style="width: 55.98%;"></div></div>	331	940	80	1	0
Total Votes Cast	2,415	100.00%	<div style="width: 100.00%;"><div style="width: 100.00%;"></div></div>	714	1,598	101	2	0
Overvotes	0			0	0	0	0	0
Undervotes	30			13	15	2	0	0
Contest Totals	2,445			727	1,613	103	2	0

**Governor**

Vote For 1

	TOTAL	VOTE %		Election Day	Early Voting	Ballot By Mail	Provisional Ballots	Limited Ballots
REP Greg Abbott	1,057	43.41%	<div style="width: 43.41%;"><div style="width: 43.41%;"></div></div>	370	665	21	1	0
DEM Beto O'Rourke	1,356	55.69%	<div style="width: 55.69%;"><div style="width: 55.69%;"></div></div>	344	931	80	1	0
LIB Mark Tippetts	16	0.66%	<div style="width: 0.66%;"><div style="width: 0.66%;"></div></div>	8	8	0	0	0
GRN Delilah Barrios	4	0.16%	<div style="width: 0.16%;"><div style="width: 0.16%;"></div></div>	3	1	0	0	0
Write-In Totals	4	0.16%	<div style="width: 0.16%;"><div style="width: 0.16%;"></div></div>	0	4	0	0	0
Total Votes Cast	2,435	100.00%	<div style="width: 100.00%;"><div style="width: 100.00%;"></div></div>	725	1,607	101	2	0
Overvotes	0			0	0	0	0	0
Undervotes	10			2	6	2	0	0
Contest Totals	2,445			727	1,613	103	2	0

**Lieutenant Governor**

Vote For 1

	TOTAL	VOTE %		Election Day	Early Voting	Ballot By Mail	Provisional Ballots	Limited Ballots
REP Dan Patrick	1,019	42.26%	<div style="width: 42.26%;"><div style="width: 42.26%;"></div></div>	365	630	23	1	0
DEM Mike Collier	1,342	55.66%	<div style="width: 55.66%;"><div style="width: 55.66%;"></div></div>	325	938	78	1	0
LIB Shanna Steele	50	2.07%	<div style="width: 2.07%;"><div style="width: 2.07%;"></div></div>	23	27	0	0	0
Total Votes Cast	2,411	100.00%	<div style="width: 100.00%;"><div style="width: 100.00%;"></div></div>	713	1,595	101	2	0
Overvotes	0			0	0	0	0	0
Undervotes	34			14	18	2	0	0
Contest Totals	2,445			727	1,613	103	2	0

**Attorney General**

Vote For 1

	TOTAL	VOTE %		Election Day	Early Voting	Ballot By Mail	Provisional Ballots	Limited Ballots
REP Ken Paxton	996	41.59%	<div style="width: 41.59%;"><div style="width: 41.59%;"></div></div>	355	620	20	1	0
DEM Rochelle Mercedes Garza	1,335	55.74%	<div style="width: 55.74%;"><div style="width: 55.74%;"></div></div>	321	933	80	1	0
LIB Mark Ash	64	2.67%	<div style="width: 2.67%;"><div style="width: 2.67%;"></div></div>	27	37	0	0	0
Total Votes Cast	2,395	100.00%	<div style="width: 100.00%;"><div style="width: 100.00%;"></div></div>	703	1,590	100	2	0
Overvotes	0			0	0	0	0	0
Undervotes	50			24	23	3	0	0
Contest Totals	2,445			727	1,613	103	2	0

**PCT 094**

**Comptroller of Public Accounts**

Vote For 1

	TOTAL	VOTE %	Election Day	Early Voting	Ballot By Mail	Provisional Ballots	Limited Ballots
REP Glenn Hegar	1,153	48.18%	390	739	23	1	0
DEM Janet T. Dudding	1,200	50.15%	292	830	77	1	0
LIB V. Alonzo Echevarria-Garza	40	1.67%	18	21	1	0	0
Total Votes Cast	2,393	100.00%	700	1,590	101	2	0
Overvotes	0		0	0	0	0	0
Undervotes	52		27	23	2	0	0
Contest Totals	2,445		727	1,613	103	2	0

**Commissioner of the General Land Office**

Vote For 1

	TOTAL	VOTE %	Election Day	Early Voting	Ballot By Mail	Provisional Ballots	Limited Ballots
REP Dawn Buckingham	1,112	46.68%	396	693	22	1	0
DEM Jay Kleberg	1,252	52.56%	300	875	76	1	0
GRN Alfred Molison, Jr	15	0.63%	6	9	0	0	0
Write-In Totals	3	0.13%	1	2	0	0	0
Total Votes Cast	2,382	100.00%	703	1,579	98	2	0
Overvotes	0		0	0	0	0	0
Undervotes	63		24	34	5	0	0
Contest Totals	2,445		727	1,613	103	2	0

**Commissioner of Agriculture**

Vote For 1

	TOTAL	VOTE %	Election Day	Early Voting	Ballot By Mail	Provisional Ballots	Limited Ballots
REP Sid Miller	1,083	45.54%	383	680	19	1	0
DEM Susan Hays	1,295	54.46%	320	893	81	1	0
Total Votes Cast	2,378	100.00%	703	1,573	100	2	0
Overvotes	0		0	0	0	0	0
Undervotes	67		24	40	3	0	0
Contest Totals	2,445		727	1,613	103	2	0

**Railroad Commissioner**

Vote For 1

	TOTAL	VOTE %	Election Day	Early Voting	Ballot By Mail	Provisional Ballots	Limited Ballots
REP Wayne Christian	1,073	45.20%	374	679	19	1	0
DEM Luke Warford	1,241	52.27%	293	866	81	1	0
LIB Jaime Andres Diez	44	1.85%	27	17	0	0	0
GRN Hunter Wayne Crow	16	0.67%	3	13	0	0	0
Total Votes Cast	2,374	100.00%	697	1,575	100	2	0
Overvotes	0		0	0	0	0	0
Undervotes	71		30	38	3	0	0
Contest Totals	2,445		727	1,613	103	2	0

**PCT 094**

**Justice, Supreme Court, Place 3**

Vote For 1

	TOTAL	VOTE %	Election Day	Early Voting	Ballot By Mail	Provisional Ballots	Limited Ballots
REP Debra Lehrmann	1,115	46.71%	381	709	24	1	0
DEM Erin A. Nowell	1,246	52.20%	306	865	74	1	0
LIB Thomas Edward Oxford	26	1.09%	14	12	0	0	0
Total Votes Cast	2,387	100.00%	701	1,586	98	2	0
Overvotes	0		0	0	0	0	0
Undervotes	58		26	27	5	0	0
Contest Totals	2,445		727	1,613	103	2	0

**Justice, Supreme Court, Place 5**

Vote For 1

	TOTAL	VOTE %	Election Day	Early Voting	Ballot By Mail	Provisional Ballots	Limited Ballots
REP Rebeca Huddle	1,125	47.27%	387	712	25	1	0
DEM Amanda Reichel	1,255	52.73%	312	868	74	1	0
Total Votes Cast	2,380	100.00%	699	1,580	99	2	0
Overvotes	0		0	0	0	0	0
Undervotes	65		28	33	4	0	0
Contest Totals	2,445		727	1,613	103	2	0

**Justice, Supreme Court, Place 9**

Vote For 1

	TOTAL	VOTE %	Election Day	Early Voting	Ballot By Mail	Provisional Ballots	Limited Ballots
REP Evan Young	1,096	46.38%	380	691	24	1	0
DEM Julia Maldonado	1,267	53.62%	314	877	75	1	0
Total Votes Cast	2,363	100.00%	694	1,568	99	2	0
Overvotes	0		0	0	0	0	0
Undervotes	82		33	45	4	0	0
Contest Totals	2,445		727	1,613	103	2	0

**Judge, Court of Criminal Appeals, Place 5**

Vote For 1

	TOTAL	VOTE %	Election Day	Early Voting	Ballot By Mail	Provisional Ballots	Limited Ballots
REP Scott Walker	1,095	46.42%	382	688	24	1	0
DEM Dana Huffman	1,264	53.58%	311	877	75	1	0
Total Votes Cast	2,359	100.00%	693	1,565	99	2	0
Overvotes	0		0	0	0	0	0
Undervotes	86		34	48	4	0	0
Contest Totals	2,445		727	1,613	103	2	0

**PCT 094**

**Judge, Court of Criminal Appeals, Place 6**

Vote For 1

	TOTAL	VOTE %		Election Day	Early Voting	Ballot By Mail	Provisional Ballots	Limited Ballots
REP Jesse F. McClure, III	1,106	46.98%		387	694	24	1	0
DEM Robert Johnson	1,248	53.02%		305	868	74	1	0
Total Votes Cast	2,354	100.00%		692	1,562	98	2	0
Overvotes	0			0	0	0	0	0
Undervotes	91			35	51	5	0	0
Contest Totals	2,445			727	1,613	103	2	0

**Member, State Board of Education, District 12 CCD**

Vote For 1

	TOTAL	VOTE %		Election Day	Early Voting	Ballot By Mail	Provisional Ballots	Limited Ballots
REP Pam Little	1,088	45.81%		359	705	23	1	0
DEM Alex Cornwallis	1,231	51.83%		310	844	76	1	0
LIB Christy Mowrey	54	2.27%		26	27	1	0	0
Write-In Totals	2	0.08%		1	1	0	0	0
Total Votes Cast	2,375	100.00%		696	1,577	100	2	0
Overvotes	0			0	0	0	0	0
Undervotes	70			31	36	3	0	0
Contest Totals	2,445			727	1,613	103	2	0

**State Senator, District 2**

Vote For 1

	TOTAL	VOTE %		Election Day	Early Voting	Ballot By Mail	Provisional Ballots	Limited Ballots
REP Bob Hall	1,092	46.39%		377	691	23	1	0
DEM Prince S. Giador	1,262	53.61%		312	878	71	1	0
Total Votes Cast	2,354	100.00%		689	1,569	94	2	0
Overvotes	0			0	0	0	0	0
Undervotes	91			38	44	9	0	0
Contest Totals	2,445			727	1,613	103	2	0

**State Representative, District 33**

Vote For 1

	TOTAL	VOTE %		Election Day	Early Voting	Ballot By Mail	Provisional Ballots	Limited Ballots
REP Justin Holland	1,108	47.13%		384	701	22	1	0
DEM Graeson Lynskey	1,243	52.87%		309	859	74	1	0
Total Votes Cast	2,351	100.00%		693	1,560	96	2	0
Overvotes	0			0	0	0	0	0
Undervotes	94			34	53	7	0	0
Contest Totals	2,445			727	1,613	103	2	0

**PCT 094**

**Justice, 5th Court of Appeals District, Place 4**

Vote For 1

	TOTAL	VOTE %	Election Day	Early Voting	Ballot By Mail	Provisional Ballots	Limited Ballots
REP Emily A. Miskel	1,113	47.44%	383	706	23	1	0
DEM Maricela Moore	1,233	52.56%	305	854	73	1	0
Total Votes Cast	2,346	100.00%	688	1,560	96	2	0
Overvotes	0		0	0	0	0	0
Undervotes	99		39	53	7	0	0
Contest Totals	2,445		727	1,613	103	2	0

**Justice, 5th Court of Appeals District, Place 7**

Vote For 1

	TOTAL	VOTE %	Election Day	Early Voting	Ballot By Mail	Provisional Ballots	Limited Ballots
REP Kristina Williams	1,085	46.27%	378	685	21	1	0
DEM Nancy Kennedy	1,260	53.73%	311	873	75	1	0
Total Votes Cast	2,345	100.00%	689	1,558	96	2	0
Overvotes	0		0	0	0	0	0
Undervotes	100		38	55	7	0	0
Contest Totals	2,445		727	1,613	103	2	0

**County Judge CCD**

Vote For 1

	TOTAL	VOTE %	Election Day	Early Voting	Ballot By Mail	Provisional Ballots	Limited Ballots
REP Chris Hill	1,097	46.56%	382	692	22	1	0
DEM Joshua Murray	1,259	53.44%	308	875	75	1	0
Total Votes Cast	2,356	100.00%	690	1,567	97	2	0
Overvotes	0		0	0	0	0	0
Undervotes	89		37	46	6	0	0
Contest Totals	2,445		727	1,613	103	2	0

**District Clerk CCD**

Vote For 1

	TOTAL	VOTE %	Election Day	Early Voting	Ballot By Mail	Provisional Ballots	Limited Ballots
REP Mike Gould	1,098	46.90%	384	691	22	1	0
DEM David Brignac	1,243	53.10%	303	865	74	1	0
Total Votes Cast	2,341	100.00%	687	1,556	96	2	0
Overvotes	0		0	0	0	0	0
Undervotes	104		40	57	7	0	0
Contest Totals	2,445		727	1,613	103	2	0

## PCT 094

### Justice of the Peace, Precinct 2

Vote For 1

	TOTAL	VOTE %		Election Day	Early Voting	Ballot By Mail	Provisional Ballots	Limited Ballots
REP Ellen Skinner	1,111	47.44%		386	702	22	1	0
DEM Jennifer McKenzie	1,231	52.56%		303	854	73	1	0
Total Votes Cast	2,342	100.00%		689	1,556	95	2	0
Overvotes	0			0	0	0	0	0
Undervotes	103			38	57	8	0	0
Contest Totals	2,445			727	1,613	103	2	0

### Plano ISD - Proposition A

Vote For 1

	TOTAL	VOTE %		Election Day	Early Voting	Ballot By Mail	Provisional Ballots	Limited Ballots
For	1,166	51.94%		343	780	41	2	0
Against	1,079	48.06%		325	714	40	0	0
Total Votes Cast	2,245	100.00%		668	1,494	81	2	0
Overvotes	0			0	0	0	0	0
Undervotes	200			59	119	22	0	0
Contest Totals	2,445			727	1,613	103	2	0

### Plano ISD - Proposition B

Vote For 1

	TOTAL	VOTE %		Election Day	Early Voting	Ballot By Mail	Provisional Ballots	Limited Ballots
For	1,271	56.24%		384	835	50	2	0
Against	989	43.76%		283	669	37	0	0
Total Votes Cast	2,260	100.00%		667	1,504	87	2	0
Overvotes	0			0	0	0	0	0
Undervotes	185			60	109	16	0	0
Contest Totals	2,445			727	1,613	103	2	0

### Plano ISD - Proposition C

Vote For 1




	TOTAL	VOTE %		Election Day	Early Voting	Ballot By Mail	Provisional Ballots	Limited Ballots
For	1,288	57.17%		394	845	48	1	0
Against	965	42.83%		272	656	36	1	0
Total Votes Cast	2,253	100.00%		666	1,501	84	2	0
Overvotes	0			0	0	0	0	0
Undervotes	192			61	112	19	0	0
Contest Totals	2,445			727	1,613	103	2	0



**PCT 094**




**Plano ISD - Proposition D**

Vote For 1

	TOTAL	VOTE %		Election Day	Early Voting	Ballot By Mail	Provisional Ballots	Limited Ballots
For	1,071	47.79%		340	692	38	1	0
Against	1,170	52.21%		322	803	44	1	0
Total Votes Cast	2,241	100.00%		662	1,495	82	2	0
Overvotes	0			0	0	0	0	0
Undervotes	204			65	118	21	0	0
Contest Totals	2,445			727	1,613	103	2	0

**Plano ISD - Proposition E**

Vote For 1

	TOTAL	VOTE %		Election Day	Early Voting	Ballot By Mail	Provisional Ballots	Limited Ballots
For	955	42.83%		294	626	34	1	0
Against	1,275	57.17%		368	857	49	1	0
Total Votes Cast	2,230	100.00%		662	1,483	83	2	0
Overvotes	0			0	0	0	0	0
Undervotes	215			65	130	20	0	0
Contest Totals	2,445			727	1,613	103	2	0

## PCT 095

### U. S. Representative District 3

Vote For 1

	TOTAL	VOTE %	Election Day	Early Voting	Ballot By Mail	Provisional Ballots	Limited Ballots
REP Keith Self	791	49.75%	200	573	16	2	0
DEM Sandeep Srivastava	750	47.17%	176	544	30	0	0
LIB Christopher Claytor	49	3.08%	25	22	2	0	0
Total Votes Cast	1,590	100.00%	401	1,139	48	2	0
Overvotes	0		0	0	0	0	0
Undervotes	24		9	14	1	0	0
Contest Totals	1,614		410	1,153	49	2	0

### Governor

Vote For 1

	TOTAL	VOTE %	Election Day	Early Voting	Ballot By Mail	Provisional Ballots	Limited Ballots
REP Greg Abbott	794	49.35%	205	572	15	2	0
DEM Beto O'Rourke	794	49.35%	192	569	33	0	0
LIB Mark Tippetts	18	1.12%	9	8	1	0	0
GRN Delilah Barrios	1	0.06%	1	0	0	0	0
Write-In Totals	2	0.12%	2	0	0	0	0
Total Votes Cast	1,609	100.00%	409	1,149	49	2	0
Overvotes	0		0	0	0	0	0
Undervotes	5		1	4	0	0	0
Contest Totals	1,614		410	1,153	49	2	0

### Lieutenant Governor

Vote For 1

	TOTAL	VOTE %	Election Day	Early Voting	Ballot By Mail	Provisional Ballots	Limited Ballots
REP Dan Patrick	748	47.10%	193	539	14	2	0
DEM Mike Collier	799	50.31%	188	578	33	0	0
LIB Shanna Steele	41	2.58%	19	20	2	0	0
Total Votes Cast	1,588	100.00%	400	1,137	49	2	0
Overvotes	0		0	0	0	0	0
Undervotes	26		10	16	0	0	0
Contest Totals	1,614		410	1,153	49	2	0

### Attorney General

Vote For 1

	TOTAL	VOTE %	Election Day	Early Voting	Ballot By Mail	Provisional Ballots	Limited Ballots
REP Ken Paxton	759	48.07%	202	541	14	2	0
DEM Rochelle Mercedes Garza	770	48.76%	182	557	31	0	0
LIB Mark Ash	50	3.17%	17	31	2	0	0
Total Votes Cast	1,579	100.00%	401	1,129	47	2	0
Overvotes	0		0	0	0	0	0
Undervotes	35		9	24	2	0	0
Contest Totals	1,614		410	1,153	49	2	0

**PCT 095**

**Comptroller of Public Accounts**

Vote For 1

	TOTAL	VOTE %	Election Day	Early Voting	Ballot By Mail	Provisional Ballots	Limited Ballots
REP Glenn Hegar	820	52.10%	210	590	18	2	0
DEM Janet T. Dudding	718	45.62%	170	518	30	0	0
LIB V. Alonzo Echevarria-Garza	36	2.29%	13	23	0	0	0
Total Votes Cast	1,574	100.00%	393	1,131	48	2	0
Overvotes	0		0	0	0	0	0
Undervotes	40		17	22	1	0	0
Contest Totals	1,614		410	1,153	49	2	0

**Commissioner of the General Land Office**

Vote For 1

	TOTAL	VOTE %	Election Day	Early Voting	Ballot By Mail	Provisional Ballots	Limited Ballots
REP Dawn Buckingham	816	51.94%	216	581	17	2	0
DEM Jay Kleberg	738	46.98%	169	538	31	0	0
GRN Alfred Molison, Jr	17	1.08%	9	8	0	0	0
Write-In Totals	0	0.00%	0	0	0	0	0
Total Votes Cast	1,571	100.00%	394	1,127	48	2	0
Overvotes	0		0	0	0	0	0
Undervotes	43		16	26	1	0	0
Contest Totals	1,614		410	1,153	49	2	0

**Commissioner of Agriculture**

Vote For 1

	TOTAL	VOTE %	Election Day	Early Voting	Ballot By Mail	Provisional Ballots	Limited Ballots
REP Sid Miller	813	51.68%	213	582	16	2	0
DEM Susan Hays	760	48.32%	181	546	33	0	0
Total Votes Cast	1,573	100.00%	394	1,128	49	2	0
Overvotes	0		0	0	0	0	0
Undervotes	41		16	25	0	0	0
Contest Totals	1,614		410	1,153	49	2	0

**Railroad Commissioner**

Vote For 1

	TOTAL	VOTE %	Election Day	Early Voting	Ballot By Mail	Provisional Ballots	Limited Ballots
REP Wayne Christian	794	50.54%	206	571	15	2	0
DEM Luke Warford	724	46.09%	167	526	31	0	0
LIB Jaime Andres Diez	34	2.16%	15	19	0	0	0
GRN Hunter Wayne Crow	19	1.21%	6	11	2	0	0
Total Votes Cast	1,571	100.00%	394	1,127	48	2	0
Overvotes	0		0	0	0	0	0
Undervotes	43		16	26	1	0	0
Contest Totals	1,614		410	1,153	49	2	0

**PCT 095**

**Justice, Supreme Court, Place 3**

Vote For 1

	TOTAL	VOTE %	Election Day	Early Voting	Ballot By Mail	Provisional Ballots	Limited Ballots
REP Debra Lehrmann	798	51.12%	203	575	18	2	0
DEM Erin A. Nowell	733	46.96%	170	534	29	0	0
LIB Thomas Edward Oxford	30	1.92%	14	15	1	0	0
Total Votes Cast	1,561	100.00%	387	1,124	48	2	0
Overvotes	0		0	0	0	0	0
Undervotes	53		23	29	1	0	0
Contest Totals	1,614		410	1,153	49	2	0

**Justice, Supreme Court, Place 5**

Vote For 1

	TOTAL	VOTE %	Election Day	Early Voting	Ballot By Mail	Provisional Ballots	Limited Ballots
REP Rebeca Huddle	809	51.93%	208	581	18	2	0
DEM Amanda Reichel	749	48.07%	179	541	29	0	0
Total Votes Cast	1,558	100.00%	387	1,122	47	2	0
Overvotes	0		0	0	0	0	0
Undervotes	56		23	31	2	0	0
Contest Totals	1,614		410	1,153	49	2	0

**Justice, Supreme Court, Place 9**

Vote For 1

	TOTAL	VOTE %	Election Day	Early Voting	Ballot By Mail	Provisional Ballots	Limited Ballots
REP Evan Young	803	51.47%	207	576	18	2	0
DEM Julia Maldonado	757	48.53%	182	545	30	0	0
Total Votes Cast	1,560	100.00%	389	1,121	48	2	0
Overvotes	0		0	0	0	0	0
Undervotes	54		21	32	1	0	0
Contest Totals	1,614		410	1,153	49	2	0

**Judge, Court of Criminal Appeals, Place 5**




Vote For 1

	TOTAL	VOTE %	Election Day	Early Voting	Ballot By Mail	Provisional Ballots	Limited Ballots
REP Scott Walker	804	51.60%	206	577	19	2	0
DEM Dana Huffman	754	48.40%	181	544	29	0	0
Total Votes Cast	1,558	100.00%	387	1,121	48	2	0
Overvotes	0		0	0	0	0	0
Undervotes	56		23	32	1	0	0
Contest Totals	1,614		410	1,153	49	2	0

**PCT 095**






**Judge, Court of Criminal Appeals, Place 6**

Vote For 1

	TOTAL	VOTE %		Election Day	Early Voting	Ballot By Mail	Provisional Ballots	Limited Ballots
REP Jesse F. McClure, III	805	51.94%		208	575	20	2	0
DEM Robert Johnson	745	48.06%		177	540	28	0	0
Total Votes Cast	1,550	100.00%		385	1,115	48	2	0
Overvotes	0			0	0	0	0	0
Undervotes	64			25	38	1	0	0
Contest Totals	1,614			410	1,153	49	2	0





**Member, State Board of Education, District 12 CCD**

Vote For 1

	TOTAL	VOTE %		Election Day	Early Voting	Ballot By Mail	Provisional Ballots	Limited Ballots
REP Pam Little	785	50.39%		200	560	23	2	0
DEM Alex Cornwallis	720	46.21%		162	532	26	0	0
LIB Christy Mowrey	53	3.40%		23	30	0	0	0
Write-In Totals	0	0.00%		0	0	0	0	0
Total Votes Cast	1,558	100.00%		385	1,122	49	2	0
Overvotes	0			0	0	0	0	0
Undervotes	56			25	31	0	0	0
Contest Totals	1,614			410	1,153	49	2	0




**State Senator, District 8**

Vote For 1

	TOTAL	VOTE %		Election Day	Early Voting	Ballot By Mail	Provisional Ballots	Limited Ballots
REP Angela Paxton	755	48.46%		197	542	14	2	0
DEM Jonathan Cocks	752	48.27%		173	548	31	0	0
LIB Edward Kless	51	3.27%		21	28	2	0	0
Total Votes Cast	1,558	100.00%		391	1,118	47	2	0
Overvotes	0			0	0	0	0	0
Undervotes	56			19	35	2	0	0
Contest Totals	1,614			410	1,153	49	2	0

**Justice, 5th Court of Appeals District, Place 4**

Vote For 1

	TOTAL	VOTE %		Election Day	Early Voting	Ballot By Mail	Provisional Ballots	Limited Ballots
REP Emily A. Miskel	813	52.55%		210	582	19	2	0
DEM Maricela Moore	734	47.45%		174	531	29	0	0
Total Votes Cast	1,547	100.00%		384	1,113	48	2	0
Overvotes	0			0	0	0	0	0
Undervotes	67			26	40	1	0	0
Contest Totals	1,614			410	1,153	49	2	0

## PCT 095

### Justice, 5th Court of Appeals District, Place 7

Vote For 1

	TOTAL	VOTE %		Election Day	Early Voting	Ballot By Mail	Provisional Ballots	Limited Ballots
REP Kristina Williams	802	51.78%	<div style="width: 51.78%;"><div style="width: 51.78%;"></div></div>	207	574	19	2	0
DEM Nancy Kennedy	747	48.22%	<div style="width: 48.22%;"><div style="width: 48.22%;"></div></div>	177	540	30	0	0
Total Votes Cast	1,549	100.00%	<div style="width: 100.00%;"><div style="width: 100.00%;"></div></div>	384	1,114	49	2	0
Overvotes	0			0	0	0	0	0
Undervotes	65			26	39	0	0	0
Contest Totals	1,614			410	1,153	49	2	0

### County Judge CCD

Vote For 1

	TOTAL	VOTE %		Election Day	Early Voting	Ballot By Mail	Provisional Ballots	Limited Ballots
REP Chris Hill	805	51.57%	<div style="width: 51.57%;"><div style="width: 51.57%;"></div></div>	210	575	18	2	0
DEM Joshua Murray	756	48.43%	<div style="width: 48.43%;"><div style="width: 48.43%;"></div></div>	180	548	28	0	0
Total Votes Cast	1,561	100.00%	<div style="width: 100.00%;"><div style="width: 100.00%;"></div></div>	390	1,123	46	2	0
Overvotes	0			0	0	0	0	0
Undervotes	53			20	30	3	0	0
Contest Totals	1,614			410	1,153	49	2	0

### District Clerk CCD

Vote For 1

	TOTAL	VOTE %		Election Day	Early Voting	Ballot By Mail	Provisional Ballots	Limited Ballots
REP Mike Gould	818	52.84%	<div style="width: 52.84%;"><div style="width: 52.84%;"></div></div>	214	583	19	2	0
DEM David Brignac	730	47.16%	<div style="width: 47.16%;"><div style="width: 47.16%;"></div></div>	175	526	29	0	0
Total Votes Cast	1,548	100.00%	<div style="width: 100.00%;"><div style="width: 100.00%;"></div></div>	389	1,109	48	2	0
Overvotes	0			0	0	0	0	0
Undervotes	66			21	44	1	0	0
Contest Totals	1,614			410	1,153	49	2	0

### Justice of the Peace, Precinct 3

Vote For 1

	TOTAL	VOTE %		Election Day	Early Voting	Ballot By Mail	Provisional Ballots	Limited Ballots
REP Mike Missildine	818	52.94%	<div style="width: 52.94%;"><div style="width: 52.94%;"></div></div>	212	582	22	2	0
DEM Irvin Lynn Barrett	727	47.06%	<div style="width: 47.06%;"><div style="width: 47.06%;"></div></div>	174	526	27	0	0
Total Votes Cast	1,545	100.00%	<div style="width: 100.00%;"><div style="width: 100.00%;"></div></div>	386	1,108	49	2	0
Overvotes	0			0	0	0	0	0
Undervotes	69			24	45	0	0	0
Contest Totals	1,614			410	1,153	49	2	0

## PCT 096

### U. S. Representative District 3

Vote For 1

	TOTAL	VOTE %		Election Day	Early Voting	Ballot By Mail	Provisional Ballots	Limited Ballots
REP Keith Self	278	54.19%	<div style="width: 54.19%;"><div style="width: 54.19%;"></div></div>	86	191	1	0	0
DEM Sandeep Srivastava	219	42.69%	<div style="width: 42.69%;"><div style="width: 42.69%;"></div></div>	71	143	3	2	0
LIB Christopher Claytor	16	3.12%	<div style="width: 3.12%;"><div style="width: 3.12%;"></div></div>	8	8	0	0	0
Total Votes Cast	513	100.00%	<div style="width: 100.00%;"><div style="width: 100.00%;"></div></div>	165	342	4	2	0
Overvotes	0			0	0	0	0	0
Undervotes	12			5	7	0	0	0
Contest Totals	525			170	349	4	2	0

### Governor

Vote For 1

	TOTAL	VOTE %		Election Day	Early Voting	Ballot By Mail	Provisional Ballots	Limited Ballots
REP Greg Abbott	282	53.71%	<div style="width: 53.71%;"><div style="width: 53.71%;"></div></div>	85	196	1	0	0
DEM Beto O'Rourke	234	44.57%	<div style="width: 44.57%;"><div style="width: 44.57%;"></div></div>	81	148	3	2	0
LIB Mark Tippetts	8	1.52%	<div style="width: 1.52%;"><div style="width: 1.52%;"></div></div>	4	4	0	0	0
GRN Delilah Barrios	1	0.19%	<div style="width: 0.19%;"><div style="width: 0.19%;"></div></div>	0	1	0	0	0
Write-In Totals	0	0.00%	<div style="width: 0.00%;"><div style="width: 0.00%;"></div></div>	0	0	0	0	0
Total Votes Cast	525	100.00%	<div style="width: 100.00%;"><div style="width: 100.00%;"></div></div>	170	349	4	2	0
Overvotes	0			0	0	0	0	0
Undervotes	0			0	0	0	0	0
Contest Totals	525			170	349	4	2	0

### Lieutenant Governor

Vote For 1

	TOTAL	VOTE %		Election Day	Early Voting	Ballot By Mail	Provisional Ballots	Limited Ballots
REP Dan Patrick	279	54.17%	<div style="width: 54.17%;"><div style="width: 54.17%;"></div></div>	87	191	1	0	0
DEM Mike Collier	217	42.14%	<div style="width: 42.14%;"><div style="width: 42.14%;"></div></div>	68	145	3	1	0
LIB Shanna Steele	19	3.69%	<div style="width: 3.69%;"><div style="width: 3.69%;"></div></div>	10	8	0	1	0
Total Votes Cast	515	100.00%	<div style="width: 100.00%;"><div style="width: 100.00%;"></div></div>	165	344	4	2	0
Overvotes	0			0	0	0	0	0
Undervotes	10			5	5	0	0	0
Contest Totals	525			170	349	4	2	0

### Attorney General

Vote For 1

	TOTAL	VOTE %		Election Day	Early Voting	Ballot By Mail	Provisional Ballots	Limited Ballots
REP Ken Paxton	272	53.12%	<div style="width: 53.12%;"><div style="width: 53.12%;"></div></div>	85	186	1	0	0
DEM Rochelle Mercedes Garza	221	43.16%	<div style="width: 43.16%;"><div style="width: 43.16%;"></div></div>	71	145	3	2	0
LIB Mark Ash	19	3.71%	<div style="width: 3.71%;"><div style="width: 3.71%;"></div></div>	8	11	0	0	0
Total Votes Cast	512	100.00%	<div style="width: 100.00%;"><div style="width: 100.00%;"></div></div>	164	342	4	2	0
Overvotes	0			0	0	0	0	0
Undervotes	13			6	7	0	0	0
Contest Totals	525			170	349	4	2	0

**PCT 096**

**Comptroller of Public Accounts**

Vote For 1

	TOTAL	VOTE %	Election Day	Early Voting	Ballot By Mail	Provisional Ballots	Limited Ballots
REP Glenn Hegar	287	55.73%	86	200	1	0	0
DEM Janet T. Dudding	210	40.78%	69	136	3	2	0
LIB V. Alonzo Echevarria-Garza	18	3.50%	9	9	0	0	0
Total Votes Cast	515	100.00%	164	345	4	2	0
Overvotes	0		0	0	0	0	0
Undervotes	10		6	4	0	0	0
Contest Totals	525		170	349	4	2	0

**Commissioner of the General Land Office**

Vote For 1

	TOTAL	VOTE %	Election Day	Early Voting	Ballot By Mail	Provisional Ballots	Limited Ballots
REP Dawn Buckingham	290	56.97%	89	201	0	0	0
DEM Jay Kleberg	209	41.06%	65	139	3	2	0
GRN Alfred Molison, Jr	10	1.96%	7	2	1	0	0
Write-In Totals	0	0.00%	0	0	0	0	0
Total Votes Cast	509	100.00%	161	342	4	2	0
Overvotes	0		0	0	0	0	0
Undervotes	16		9	7	0	0	0
Contest Totals	525		170	349	4	2	0

**Commissioner of Agriculture**

Vote For 1

	TOTAL	VOTE %	Election Day	Early Voting	Ballot By Mail	Provisional Ballots	Limited Ballots
REP Sid Miller	296	58.27%	96	200	0	0	0
DEM Susan Hays	212	41.73%	66	140	4	2	0
Total Votes Cast	508	100.00%	162	340	4	2	0
Overvotes	0		0	0	0	0	0
Undervotes	17		8	9	0	0	0
Contest Totals	525		170	349	4	2	0

**Railroad Commissioner**

Vote For 1

	TOTAL	VOTE %	Election Day	Early Voting	Ballot By Mail	Provisional Ballots	Limited Ballots
REP Wayne Christian	280	54.90%	87	192	1	0	0
DEM Luke Warford	204	40.00%	63	136	3	2	0
LIB Jaime Andres Diez	20	3.92%	10	10	0	0	0
GRN Hunter Wayne Crow	6	1.18%	1	5	0	0	0
Total Votes Cast	510	100.00%	161	343	4	2	0
Overvotes	0		0	0	0	0	0
Undervotes	15		9	6	0	0	0
Contest Totals	525		170	349	4	2	0



**PCT 096**

**Justice, Supreme Court, Place 3**

Vote For 1

	TOTAL	VOTE %	Election Day	Early Voting	Ballot By Mail	Provisional Ballots	Limited Ballots
REP Debra Lehrmann	280	55.01%	86	193	1	0	0
DEM Erin A. Nowell	212	41.65%	65	142	3	2	0
LIB Thomas Edward Oxford	17	3.34%	9	8	0	0	0
Total Votes Cast	509	100.00%	160	343	4	2	0
Overvotes	0		0	0	0	0	0
Undervotes	16		10	6	0	0	0
Contest Totals	525		170	349	4	2	0

**Justice, Supreme Court, Place 5**

Vote For 1

	TOTAL	VOTE %	Election Day	Early Voting	Ballot By Mail	Provisional Ballots	Limited Ballots
REP Rebeca Huddle	288	56.92%	91	196	1	0	0
DEM Amanda Reichel	218	43.08%	69	145	2	2	0
Total Votes Cast	506	100.00%	160	341	3	2	0
Overvotes	0		0	0	0	0	0
Undervotes	19		10	8	1	0	0
Contest Totals	525		170	349	4	2	0

**Justice, Supreme Court, Place 9**

Vote For 1

	TOTAL	VOTE %	Election Day	Early Voting	Ballot By Mail	Provisional Ballots	Limited Ballots
REP Evan Young	286	56.08%	87	198	1	0	0
DEM Julia Maldonado	224	43.92%	76	143	3	2	0
Total Votes Cast	510	100.00%	163	341	4	2	0
Overvotes	0		0	0	0	0	0
Undervotes	15		7	8	0	0	0
Contest Totals	525		170	349	4	2	0

**Judge, Court of Criminal Appeals, Place 5**




Vote For 1

	TOTAL	VOTE %	Election Day	Early Voting	Ballot By Mail	Provisional Ballots	Limited Ballots
REP Scott Walker	287	56.39%	90	196	1	0	0
DEM Dana Huffman	222	43.61%	71	146	3	2	0
Total Votes Cast	509	100.00%	161	342	4	2	0
Overvotes	0		0	0	0	0	0
Undervotes	16		9	7	0	0	0
Contest Totals	525		170	349	4	2	0

**PCT 096**






**Judge, Court of Criminal Appeals, Place 6**

Vote For 1

	TOTAL	VOTE %		Election Day	Early Voting	Ballot By Mail	Provisional Ballots	Limited Ballots
REP Jesse F. McClure, III	288	56.80%		90	197	1	0	0
DEM Robert Johnson	219	43.20%		72	143	2	2	0
Total Votes Cast	507	100.00%		162	340	3	2	0
Overvotes	0			0	0	0	0	0
Undervotes	18			8	9	1	0	0
Contest Totals	525			170	349	4	2	0





**Member, State Board of Education, District 12 CCD**

Vote For 1

	TOTAL	VOTE %		Election Day	Early Voting	Ballot By Mail	Provisional Ballots	Limited Ballots
REP Pam Little	283	55.38%		87	195	1	0	0
DEM Alex Cornwallis	212	41.49%		67	140	3	2	0
LIB Christy Mowrey	16	3.13%		8	8	0	0	0
Write-In Totals	0	0.00%		0	0	0	0	0
Total Votes Cast	511	100.00%		162	343	4	2	0
Overvotes	0			0	0	0	0	0
Undervotes	14			8	6	0	0	0
Contest Totals	525			170	349	4	2	0




**State Senator, District 8**

Vote For 1

	TOTAL	VOTE %		Election Day	Early Voting	Ballot By Mail	Provisional Ballots	Limited Ballots
REP Angela Paxton	273	53.32%		88	184	1	0	0
DEM Jonathan Cocks	217	42.38%		69	143	3	2	0
LIB Edward Kless	22	4.30%		7	15	0	0	0
Total Votes Cast	512	100.00%		164	342	4	2	0
Overvotes	0			0	0	0	0	0
Undervotes	13			6	7	0	0	0
Contest Totals	525			170	349	4	2	0

**State Representative, District 67**

Vote For 1

	TOTAL	VOTE %		Election Day	Early Voting	Ballot By Mail	Provisional Ballots	Limited Ballots
REP Jeff Leach	288	56.58%		89	198	1	0	0
DEM Kevin Morris	221	43.42%		72	144	3	2	0
Total Votes Cast	509	100.00%		161	342	4	2	0
Overvotes	0			0	0	0	0	0
Undervotes	16			9	7	0	0	0
Contest Totals	525			170	349	4	2	0

## PCT 096

### Justice, 5th Court of Appeals District, Place 4

Vote For 1

	TOTAL	VOTE %	Election Day	Early Voting	Ballot By Mail	Provisional Ballots	Limited Ballots
REP Emily A. Miskel	287	57.06%	91	195	1	0	0
DEM Maricela Moore	216	42.94%	67	144	3	2	0
Total Votes Cast	503	100.00%	158	339	4	2	0
Overvotes	0		0	0	0	0	0
Undervotes	22		12	10	0	0	0
Contest Totals	525		170	349	4	2	0

### Justice, 5th Court of Appeals District, Place 7

Vote For 1

	TOTAL	VOTE %	Election Day	Early Voting	Ballot By Mail	Provisional Ballots	Limited Ballots
REP Kristina Williams	283	56.04%	88	194	1	0	0
DEM Nancy Kennedy	222	43.96%	71	146	3	2	0
Total Votes Cast	505	100.00%	159	340	4	2	0
Overvotes	0		0	0	0	0	0
Undervotes	20		11	9	0	0	0
Contest Totals	525		170	349	4	2	0

### County Judge CCD

Vote For 1

	TOTAL	VOTE %	Election Day	Early Voting	Ballot By Mail	Provisional Ballots	Limited Ballots
REP Chris Hill	294	57.87%	90	203	1	0	0
DEM Joshua Murray	214	42.13%	71	138	3	2	0
Total Votes Cast	508	100.00%	161	341	4	2	0
Overvotes	0		0	0	0	0	0
Undervotes	17		9	8	0	0	0
Contest Totals	525		170	349	4	2	0

### District Clerk CCD




Vote For 1

	TOTAL	VOTE %	Election Day	Early Voting	Ballot By Mail	Provisional Ballots	Limited Ballots
REP Mike Gould	293	57.91%	94	198	1	0	0
DEM David Brignac	213	42.09%	66	142	3	2	0
Total Votes Cast	506	100.00%	160	340	4	2	0
Overvotes	0		0	0	0	0	0
Undervotes	19		10	9	0	0	0
Contest Totals	525		170	349	4	2	0

**PCT 096**

**McKinney, City of - Local Option Election**

Vote For 1

	TOTAL	VOTE %		Election Day	Early Voting	Ballot By Mail	Provisional Ballots	Limited Ballots
For	368	73.16%		119	245	2	2	0
Against	135	26.84%		43	92	0	0	0
Total Votes Cast	503	100.00%		162	337	2	2	0
Overvotes	0			0	0	0	0	0
Undervotes	22			8	12	2	0	0
Contest Totals	525			170	349	4	2	0

## PCT 097

### U. S. Representative District 3

Vote For 1

	TOTAL	VOTE %	Election Day	Early Voting	Ballot By Mail	Provisional Ballots	Limited Ballots
REP Keith Self	650	71.35%	138	479	33	0	0
DEM Sandeep Srivastava	241	26.45%	44	182	15	0	0
LIB Christopher Claytor	20	2.20%	3	17	0	0	0
Total Votes Cast	911	100.00%	185	678	48	0	0
Overvotes	0		0	0	0	0	0
Undervotes	16		1	11	4	0	0
Contest Totals	927		186	689	52	0	0

### Governor

Vote For 1

	TOTAL	VOTE %	Election Day	Early Voting	Ballot By Mail	Provisional Ballots	Limited Ballots
REP Greg Abbott	644	69.62%	133	480	31	0	0
DEM Beto O'Rourke	270	29.19%	50	201	19	0	0
LIB Mark Tippetts	8	0.86%	2	6	0	0	0
GRN Delilah Barrios	1	0.11%	1	0	0	0	0
Write-In Totals	2	0.22%	0	1	1	0	0
Total Votes Cast	925	100.00%	186	688	51	0	0
Overvotes	0		0	0	0	0	0
Undervotes	2		0	1	1	0	0
Contest Totals	927		186	689	52	0	0

### Lieutenant Governor

Vote For 1

	TOTAL	VOTE %	Election Day	Early Voting	Ballot By Mail	Provisional Ballots	Limited Ballots
REP Dan Patrick	623	67.79%	129	465	29	0	0
DEM Mike Collier	282	30.69%	52	208	22	0	0
LIB Shanna Steele	14	1.52%	5	8	1	0	0
Total Votes Cast	919	100.00%	186	681	52	0	0
Overvotes	0		0	0	0	0	0
Undervotes	8		0	8	0	0	0
Contest Totals	927		186	689	52	0	0

### Attorney General

Vote For 1

	TOTAL	VOTE %	Election Day	Early Voting	Ballot By Mail	Provisional Ballots	Limited Ballots
REP Ken Paxton	587	65.29%	126	434	27	0	0
DEM Rochelle Mercedes Garza	283	31.48%	48	213	22	0	0
LIB Mark Ash	29	3.23%	10	18	1	0	0
Total Votes Cast	899	100.00%	184	665	50	0	0
Overvotes	0		0	0	0	0	0
Undervotes	28		2	24	2	0	0
Contest Totals	927		186	689	52	0	0

**PCT 097**

**Comptroller of Public Accounts**

Vote For 1

	TOTAL	VOTE %	Election Day	Early Voting	Ballot By Mail	Provisional Ballots	Limited Ballots
REP Glenn Hegar	662	73.23%	139	488	35	0	0
DEM Janet T. Dudding	232	25.66%	42	175	15	0	0
LIB V. Alonzo Echevarria-Garza	10	1.11%	2	8	0	0	0
Total Votes Cast	904	100.00%	183	671	50	0	0
Overvotes	0		0	0	0	0	0
Undervotes	23		3	18	2	0	0
Contest Totals	927		186	689	52	0	0

**Commissioner of the General Land Office**

Vote For 1

	TOTAL	VOTE %	Election Day	Early Voting	Ballot By Mail	Provisional Ballots	Limited Ballots
REP Dawn Buckingham	646	71.78%	135	479	32	0	0
DEM Jay Kleberg	246	27.33%	45	184	17	0	0
GRN Alfred Molison, Jr	7	0.78%	2	5	0	0	0
Write-In Totals	1	0.11%	0	1	0	0	0
Total Votes Cast	900	100.00%	182	669	49	0	0
Overvotes	0		0	0	0	0	0
Undervotes	27		4	20	3	0	0
Contest Totals	927		186	689	52	0	0

**Commissioner of Agriculture**

Vote For 1

	TOTAL	VOTE %	Election Day	Early Voting	Ballot By Mail	Provisional Ballots	Limited Ballots
REP Sid Miller	642	71.73%	135	476	31	0	0
DEM Susan Hays	253	28.27%	46	189	18	0	0
Total Votes Cast	895	100.00%	181	665	49	0	0
Overvotes	0		0	0	0	0	0
Undervotes	32		5	24	3	0	0
Contest Totals	927		186	689	52	0	0

**Railroad Commissioner**

Vote For 1

	TOTAL	VOTE %	Election Day	Early Voting	Ballot By Mail	Provisional Ballots	Limited Ballots
REP Wayne Christian	646	71.94%	135	478	33	0	0
DEM Luke Warford	237	26.39%	41	181	15	0	0
LIB Jaime Andres Diez	8	0.89%	4	3	1	0	0
GRN Hunter Wayne Crow	7	0.78%	2	5	0	0	0
Total Votes Cast	898	100.00%	182	667	49	0	0
Overvotes	0		0	0	0	0	0
Undervotes	29		4	22	3	0	0
Contest Totals	927		186	689	52	0	0

**PCT 097**

**Justice, Supreme Court, Place 3**

Vote For 1

	TOTAL	VOTE %	Election Day	Early Voting	Ballot By Mail	Provisional Ballots	Limited Ballots
REP Debra Lehrmann	645	71.99%	137	475	33	0	0
DEM Erin A. Nowell	236	26.34%	42	179	15	0	0
LIB Thomas Edward Oxford	15	1.67%	4	11	0	0	0
Total Votes Cast	896	100.00%	183	665	48	0	0
Overvotes	0		0	0	0	0	0
Undervotes	31		3	24	4	0	0
Contest Totals	927		186	689	52	0	0

**Justice, Supreme Court, Place 5**

Vote For 1

	TOTAL	VOTE %	Election Day	Early Voting	Ballot By Mail	Provisional Ballots	Limited Ballots
REP Rebeca Huddle	651	72.98%	140	479	32	0	0
DEM Amanda Reichel	241	27.02%	42	184	15	0	0
Total Votes Cast	892	100.00%	182	663	47	0	0
Overvotes	0		0	0	0	0	0
Undervotes	35		4	26	5	0	0
Contest Totals	927		186	689	52	0	0

**Justice, Supreme Court, Place 9**

Vote For 1

	TOTAL	VOTE %	Election Day	Early Voting	Ballot By Mail	Provisional Ballots	Limited Ballots
REP Evan Young	643	72.33%	137	474	32	0	0
DEM Julia Maldonado	246	27.67%	46	184	16	0	0
Total Votes Cast	889	100.00%	183	658	48	0	0
Overvotes	0		0	0	0	0	0
Undervotes	38		3	31	4	0	0
Contest Totals	927		186	689	52	0	0

**Judge, Court of Criminal Appeals, Place 5**

Vote For 1

	TOTAL	VOTE %	Election Day	Early Voting	Ballot By Mail	Provisional Ballots	Limited Ballots
REP Scott Walker	643	72.41%	136	476	31	0	0
DEM Dana Huffman	245	27.59%	46	183	16	0	0
Total Votes Cast	888	100.00%	182	659	47	0	0
Overvotes	0		0	0	0	0	0
Undervotes	39		4	30	5	0	0
Contest Totals	927		186	689	52	0	0

**PCT 097**

**Judge, Court of Criminal Appeals, Place 6**

Vote For 1

	TOTAL	VOTE %		Election Day	Early Voting	Ballot By Mail	Provisional Ballots	Limited Ballots
REP Jesse F. McClure, III	647	73.11%		137	478	32	0	0
DEM Robert Johnson	238	26.89%		41	181	16	0	0
Total Votes Cast	885	100.00%		178	659	48	0	0
Overvotes	0			0	0	0	0	0
Undervotes	42			8	30	4	0	0
Contest Totals	927			186	689	52	0	0

**Member, State Board of Education, District 12 CCD**

Vote For 1

	TOTAL	VOTE %		Election Day	Early Voting	Ballot By Mail	Provisional Ballots	Limited Ballots
REP Pam Little	632	70.77%		131	467	34	0	0
DEM Alex Cornwallis	240	26.88%		44	182	14	0	0
LIB Christy Mowrey	20	2.24%		7	11	2	0	0
Write-In Totals	1	0.11%		0	1	0	0	0
Total Votes Cast	893	100.00%		182	661	50	0	0
Overvotes	0			0	0	0	0	0
Undervotes	34			4	28	2	0	0
Contest Totals	927			186	689	52	0	0

**State Senator, District 8**

Vote For 1

	TOTAL	VOTE %		Election Day	Early Voting	Ballot By Mail	Provisional Ballots	Limited Ballots
REP Angela Paxton	586	65.77%		126	431	29	0	0
DEM Jonathan Cocks	273	30.64%		47	208	18	0	0
LIB Edward Kless	32	3.59%		10	21	1	0	0
Total Votes Cast	891	100.00%		183	660	48	0	0
Overvotes	0			0	0	0	0	0
Undervotes	36			3	29	4	0	0
Contest Totals	927			186	689	52	0	0

**State Representative, District 61**

Vote For 1

	TOTAL	VOTE %		Election Day	Early Voting	Ballot By Mail	Provisional Ballots	Limited Ballots
REP Frederick Frazier	651	71.70%		138	481	32	0	0
DEM Sheena King	257	28.30%		47	190	20	0	0
Total Votes Cast	908	100.00%		185	671	52	0	0
Overvotes	0			0	0	0	0	0
Undervotes	19			1	18	0	0	0
Contest Totals	927			186	689	52	0	0



## PCT 097

### Justice, 5th Court of Appeals District, Place 4

Vote For 1

	TOTAL	VOTE %		Election Day	Early Voting	Ballot By Mail	Provisional Ballots	Limited Ballots
REP Emily A. Miskel	645	73.13%		138	476	31	0	0
DEM Maricela Moore	237	26.87%		44	176	17	0	0
Total Votes Cast	882	100.00%		182	652	48	0	0
Overvotes	0			0	0	0	0	0
Undervotes	45			4	37	4	0	0
Contest Totals	927			186	689	52	0	0

### Justice, 5th Court of Appeals District, Place 7

Vote For 1

	TOTAL	VOTE %		Election Day	Early Voting	Ballot By Mail	Provisional Ballots	Limited Ballots
REP Kristina Williams	641	72.51%		136	474	31	0	0
DEM Nancy Kennedy	243	27.49%		45	181	17	0	0
Total Votes Cast	884	100.00%		181	655	48	0	0
Overvotes	0			0	0	0	0	0
Undervotes	43			5	34	4	0	0
Contest Totals	927			186	689	52	0	0

### County Judge CCD

Vote For 1

	TOTAL	VOTE %		Election Day	Early Voting	Ballot By Mail	Provisional Ballots	Limited Ballots
REP Chris Hill	642	71.33%		137	475	30	0	0
DEM Joshua Murray	258	28.67%		47	194	17	0	0
Total Votes Cast	900	100.00%		184	669	47	0	0
Overvotes	0			0	0	0	0	0
Undervotes	27			2	20	5	0	0
Contest Totals	927			186	689	52	0	0

### District Clerk CCD




Vote For 1

	TOTAL	VOTE %		Election Day	Early Voting	Ballot By Mail	Provisional Ballots	Limited Ballots
REP Mike Gould	651	73.48%		139	479	33	0	0
DEM David Brignac	235	26.52%		42	178	15	0	0
Total Votes Cast	886	100.00%		181	657	48	0	0
Overvotes	0			0	0	0	0	0
Undervotes	41			5	32	4	0	0
Contest Totals	927			186	689	52	0	0

**PCT 097**

**McKinney, City of - Local Option Election**

Vote For 1

	TOTAL	VOTE %		Election Day	Early Voting	Ballot By Mail	Provisional Ballots	Limited Ballots
For	704	78.40%		137	533	34	0	0
Against	194	21.60%		45	136	13	0	0
Total Votes Cast	898	100.00%		182	669	47	0	0
Overvotes	0			0	0	0	0	0
Undervotes	29			4	20	5	0	0
Contest Totals	927			186	689	52	0	0

## PCT 098

### U. S. Representative District 3

Vote For 1

	TOTAL	VOTE %		Election Day	Early Voting	Ballot By Mail	Provisional Ballots	Limited Ballots
REP Keith Self	417	60.17%	<div style="width: 60.17%;"><div style="width: 60.17%;"></div></div>	101	259	57	0	0
DEM Sandeep Srivastava	254	36.65%	<div style="width: 36.65%;"><div style="width: 36.65%;"></div></div>	70	144	38	2	0
LIB Christopher Claytor	22	3.17%	<div style="width: 3.17%;"><div style="width: 3.17%;"></div></div>	9	12	1	0	0
Total Votes Cast	693	100.00%	<div style="width: 100.00%;"><div style="width: 100.00%;"></div></div>	180	415	96	2	0
Overvotes	0			0	0	0	0	0
Undervotes	18			7	10	1	0	0
Contest Totals	711			187	425	97	2	0

### Governor

Vote For 1

	TOTAL	VOTE %		Election Day	Early Voting	Ballot By Mail	Provisional Ballots	Limited Ballots
REP Greg Abbott	408	57.71%	<div style="width: 57.71%;"><div style="width: 57.71%;"></div></div>	99	254	55	0	0
DEM Beto O'Rourke	286	40.45%	<div style="width: 40.45%;"><div style="width: 40.45%;"></div></div>	82	161	41	2	0
LIB Mark Tippetts	12	1.70%	<div style="width: 1.70%;"><div style="width: 1.70%;"></div></div>	6	5	1	0	0
GRN Delilah Barrios	1	0.14%	<div style="width: 0.14%;"><div style="width: 0.14%;"></div></div>	0	1	0	0	0
Write-In Totals	0	0.00%	<div style="width: 0.00%;"><div style="width: 0.00%;"></div></div>	0	0	0	0	0
Total Votes Cast	707	100.00%	<div style="width: 100.00%;"><div style="width: 100.00%;"></div></div>	187	421	97	2	0
Overvotes	0			0	0	0	0	0
Undervotes	4			0	4	0	0	0
Contest Totals	711			187	425	97	2	0

### Lieutenant Governor

Vote For 1

	TOTAL	VOTE %		Election Day	Early Voting	Ballot By Mail	Provisional Ballots	Limited Ballots
REP Dan Patrick	391	56.18%	<div style="width: 56.18%;"><div style="width: 56.18%;"></div></div>	102	240	49	0	0
DEM Mike Collier	286	41.09%	<div style="width: 41.09%;"><div style="width: 41.09%;"></div></div>	77	165	42	2	0
LIB Shanna Steele	19	2.73%	<div style="width: 2.73%;"><div style="width: 2.73%;"></div></div>	5	9	5	0	0
Total Votes Cast	696	100.00%	<div style="width: 100.00%;"><div style="width: 100.00%;"></div></div>	184	414	96	2	0
Overvotes	0			0	0	0	0	0
Undervotes	15			3	11	1	0	0
Contest Totals	711			187	425	97	2	0

### Attorney General

Vote For 1

	TOTAL	VOTE %		Election Day	Early Voting	Ballot By Mail	Provisional Ballots	Limited Ballots
REP Ken Paxton	378	54.70%	<div style="width: 54.70%;"><div style="width: 54.70%;"></div></div>	98	233	47	0	0
DEM Rochelle Mercedes Garza	279	40.38%	<div style="width: 40.38%;"><div style="width: 40.38%;"></div></div>	74	162	41	2	0
LIB Mark Ash	34	4.92%	<div style="width: 4.92%;"><div style="width: 4.92%;"></div></div>	8	19	7	0	0
Total Votes Cast	691	100.00%	<div style="width: 100.00%;"><div style="width: 100.00%;"></div></div>	180	414	95	2	0
Overvotes	0			0	0	0	0	0
Undervotes	20			7	11	2	0	0
Contest Totals	711			187	425	97	2	0

**PCT 098**

**Comptroller of Public Accounts**

Vote For 1

	TOTAL	VOTE %	Election Day	Early Voting	Ballot By Mail	Provisional Ballots	Limited Ballots
REP Glenn Hegar	422	61.07%	102	260	60	0	0
DEM Janet T. Dudding	256	37.05%	68	149	37	2	0
LIB V. Alonzo Echevarria-Garza	13	1.88%	10	3	0	0	0
Total Votes Cast	691	100.00%	180	412	97	2	0
Overvotes	0		0	0	0	0	0
Undervotes	20		7	13	0	0	0
Contest Totals	711		187	425	97	2	0

**Commissioner of the General Land Office**

Vote For 1

	TOTAL	VOTE %	Election Day	Early Voting	Ballot By Mail	Provisional Ballots	Limited Ballots
REP Dawn Buckingham	417	60.79%	103	256	58	0	0
DEM Jay Kleberg	258	37.61%	71	147	38	2	0
GRN Alfred Molison, Jr	11	1.60%	5	5	1	0	0
Write-In Totals	0	0.00%	0	0	0	0	0
Total Votes Cast	686	100.00%	179	408	97	2	0
Overvotes	0		0	0	0	0	0
Undervotes	25		8	17	0	0	0
Contest Totals	711		187	425	97	2	0

**Commissioner of Agriculture**

Vote For 1

	TOTAL	VOTE %	Election Day	Early Voting	Ballot By Mail	Provisional Ballots	Limited Ballots
REP Sid Miller	417	61.23%	103	257	57	0	0
DEM Susan Hays	264	38.77%	73	150	39	2	0
Total Votes Cast	681	100.00%	176	407	96	2	0
Overvotes	0		0	0	0	0	0
Undervotes	30		11	18	1	0	0
Contest Totals	711		187	425	97	2	0

**Railroad Commissioner**

Vote For 1

	TOTAL	VOTE %	Election Day	Early Voting	Ballot By Mail	Provisional Ballots	Limited Ballots
REP Wayne Christian	404	59.24%	95	254	55	0	0
DEM Luke Warford	254	37.24%	68	144	40	2	0
LIB Jaime Andres Diez	18	2.64%	13	5	0	0	0
GRN Hunter Wayne Crow	6	0.88%	3	2	1	0	0
Total Votes Cast	682	100.00%	179	405	96	2	0
Overvotes	0		0	0	0	0	0
Undervotes	29		8	20	1	0	0
Contest Totals	711		187	425	97	2	0

**PCT 098**

**Justice, Supreme Court, Place 3**

Vote For 1

	TOTAL	VOTE %	Election Day	Early Voting	Ballot By Mail	Provisional Ballots	Limited Ballots
REP Debra Lehrmann	415	60.76%	101	256	58	0	0
DEM Erin A. Nowell	259	37.92%	73	148	36	2	0
LIB Thomas Edward Oxford	9	1.32%	5	1	3	0	0
Total Votes Cast	683	100.00%	179	405	97	2	0
Overvotes	0		0	0	0	0	0
Undervotes	28		8	20	0	0	0
Contest Totals	711		187	425	97	2	0

**Justice, Supreme Court, Place 5**

Vote For 1

	TOTAL	VOTE %	Election Day	Early Voting	Ballot By Mail	Provisional Ballots	Limited Ballots
REP Rebeca Huddle	418	61.38%	104	257	57	0	0
DEM Amanda Reichel	263	38.62%	75	146	40	2	0
Total Votes Cast	681	100.00%	179	403	97	2	0
Overvotes	0		0	0	0	0	0
Undervotes	30		8	22	0	0	0
Contest Totals	711		187	425	97	2	0

**Justice, Supreme Court, Place 9**

Vote For 1

	TOTAL	VOTE %	Election Day	Early Voting	Ballot By Mail	Provisional Ballots	Limited Ballots
REP Evan Young	411	60.71%	101	252	58	0	0
DEM Julia Maldonado	266	39.29%	78	147	39	2	0
Total Votes Cast	677	100.00%	179	399	97	2	0
Overvotes	0		0	0	0	0	0
Undervotes	34		8	26	0	0	0
Contest Totals	711		187	425	97	2	0

**Judge, Court of Criminal Appeals, Place 5**

Vote For 1

	TOTAL	VOTE %	Election Day	Early Voting	Ballot By Mail	Provisional Ballots	Limited Ballots
REP Scott Walker	411	60.89%	101	252	58	0	0
DEM Dana Huffman	264	39.11%	77	146	39	2	0
Total Votes Cast	675	100.00%	178	398	97	2	0
Overvotes	0		0	0	0	0	0
Undervotes	36		9	27	0	0	0
Contest Totals	711		187	425	97	2	0

**PCT 098**

**Judge, Court of Criminal Appeals, Place 6**

Vote For 1

	TOTAL	VOTE %		Election Day	Early Voting	Ballot By Mail	Provisional Ballots	Limited Ballots
REP Jesse F. McClure, III	414	61.06%		101	254	59	0	0
DEM Robert Johnson	264	38.94%		78	146	38	2	0
Total Votes Cast	678	100.00%		179	400	97	2	0
Overvotes	0			0	0	0	0	0
Undervotes	33			8	25	0	0	0
Contest Totals	711			187	425	97	2	0

**Member, State Board of Education, District 12 CCD**

Vote For 1

	TOTAL	VOTE %		Election Day	Early Voting	Ballot By Mail	Provisional Ballots	Limited Ballots
REP Pam Little	407	60.66%		96	253	58	0	0
DEM Alex Cornwallis	247	36.81%		69	139	37	2	0
LIB Christy Mowrey	16	2.38%		10	5	1	0	0
Write-In Totals	1	0.15%		1	0	0	0	0
Total Votes Cast	671	100.00%		176	397	96	2	0
Overvotes	0			0	0	0	0	0
Undervotes	40			11	28	1	0	0
Contest Totals	711			187	425	97	2	0

**State Senator, District 8**

Vote For 1

	TOTAL	VOTE %		Election Day	Early Voting	Ballot By Mail	Provisional Ballots	Limited Ballots
REP Angela Paxton	385	56.87%		95	237	53	0	0
DEM Jonathan Cocks	268	39.59%		73	154	39	2	0
LIB Edward Kless	24	3.55%		8	12	4	0	0
Total Votes Cast	677	100.00%		176	403	96	2	0
Overvotes	0			0	0	0	0	0
Undervotes	34			11	22	1	0	0
Contest Totals	711			187	425	97	2	0

**State Representative, District 67**

Vote For 1

	TOTAL	VOTE %		Election Day	Early Voting	Ballot By Mail	Provisional Ballots	Limited Ballots
REP Jeff Leach	417	61.69%		103	257	57	0	0
DEM Kevin Morris	259	38.31%		74	143	40	2	0
Total Votes Cast	676	100.00%		177	400	97	2	0
Overvotes	0			0	0	0	0	0
Undervotes	35			10	25	0	0	0
Contest Totals	711			187	425	97	2	0

**PCT 098**

**Justice, 5th Court of Appeals District, Place 4**

Vote For 1

	TOTAL	VOTE %	Election Day	Early Voting	Ballot By Mail	Provisional Ballots	Limited Ballots
REP Emily A. Miskel	412	61.40%	98	255	59	0	0
DEM Maricela Moore	259	38.60%	79	140	38	2	0
Total Votes Cast	671	100.00%	177	395	97	2	0
Overvotes	0		0	0	0	0	0
Undervotes	40		10	30	0	0	0
Contest Totals	711		187	425	97	2	0

**Justice, 5th Court of Appeals District, Place 7**

Vote For 1

	TOTAL	VOTE %	Election Day	Early Voting	Ballot By Mail	Provisional Ballots	Limited Ballots
REP Kristina Williams	413	61.64%	103	254	56	0	0
DEM Nancy Kennedy	257	38.36%	73	141	41	2	0
Total Votes Cast	670	100.00%	176	395	97	2	0
Overvotes	0		0	0	0	0	0
Undervotes	41		11	30	0	0	0
Contest Totals	711		187	425	97	2	0

**County Judge CCD**

Vote For 1

	TOTAL	VOTE %	Election Day	Early Voting	Ballot By Mail	Provisional Ballots	Limited Ballots
REP Chris Hill	414	60.88%	98	258	58	0	0
DEM Joshua Murray	266	39.12%	81	145	38	2	0
Total Votes Cast	680	100.00%	179	403	96	2	0
Overvotes	0		0	0	0	0	0
Undervotes	31		8	22	1	0	0
Contest Totals	711		187	425	97	2	0

**District Clerk CCD**

Vote For 1

	TOTAL	VOTE %	Election Day	Early Voting	Ballot By Mail	Provisional Ballots	Limited Ballots
REP Mike Gould	419	61.80%	105	256	58	0	0
DEM David Brignac	259	38.20%	73	145	39	2	0
Total Votes Cast	678	100.00%	178	401	97	2	0
Overvotes	0		0	0	0	0	0
Undervotes	33		9	24	0	0	0
Contest Totals	711		187	425	97	2	0

**PCT 098**

**McKinney, City of - Local Option Election**

Vote For 1

	TOTAL	VOTE %		Election Day	Early Voting	Ballot By Mail	Provisional Ballots	Limited Ballots
For	469	70.31%		115	289	63	2	0
Against	198	29.69%		57	111	30	0	0
Total Votes Cast	667	100.00%		172	400	93	2	0
Overvotes	0			0	0	0	0	0
Undervotes	44			15	25	4	0	0
Contest Totals	711			187	425	97	2	0

**Lovejoy ISD - Proposition A**

Vote For 1

	TOTAL	VOTE %		Election Day	Early Voting	Ballot By Mail	Provisional Ballots	Limited Ballots
For	71	54.62%		17	53	1	0	0
Against	59	45.38%		22	31	6	0	0
Total Votes Cast	130	100.00%		39	84	7	0	0
Overvotes	0			0	0	0	0	0
Undervotes	0			0	0	0	0	0
Contest Totals	130			39	84	7	0	0



## PCT 099

### U. S. Representative District 3

Vote For 1

	TOTAL	VOTE %		Election Day	Early Voting	Ballot By Mail	Provisional Ballots	Limited Ballots
REP Keith Self	44	35.20%	<div style="width: 35.20%;"><div style="width: 35.20%;"></div></div>	19	23	2	0	0
DEM Sandeep Srivastava	76	60.80%	<div style="width: 60.80%;"><div style="width: 60.80%;"></div></div>	27	46	3	0	0
LIB Christopher Claytor	5	4.00%	<div style="width: 4.00%;"><div style="width: 4.00%;"></div></div>	0	4	1	0	0
Total Votes Cast	125	100.00%	<div style="width: 100.00%;"><div style="width: 100.00%;"></div></div>	46	73	6	0	0
Overvotes	0			0	0	0	0	0
Undervotes	1			1	0	0	0	0
Contest Totals	126			47	73	6	0	0

### Governor

Vote For 1

	TOTAL	VOTE %		Election Day	Early Voting	Ballot By Mail	Provisional Ballots	Limited Ballots
REP Greg Abbott	40	31.75%	<div style="width: 31.75%;"><div style="width: 31.75%;"></div></div>	18	20	2	0	0
DEM Beto O'Rourke	83	65.87%	<div style="width: 65.87%;"><div style="width: 65.87%;"></div></div>	28	51	4	0	0
LIB Mark Tippetts	1	0.79%	<div style="width: 0.79%;"><div style="width: 0.79%;"></div></div>	1	0	0	0	0
GRN Delilah Barrios	2	1.59%	<div style="width: 1.59%;"><div style="width: 1.59%;"></div></div>	0	2	0	0	0
Write-In Totals	0	0.00%	<div style="width: 0.00%;"><div style="width: 0.00%;"></div></div>	0	0	0	0	0
Total Votes Cast	126	100.00%	<div style="width: 100.00%;"><div style="width: 100.00%;"></div></div>	47	73	6	0	0
Overvotes	0			0	0	0	0	0
Undervotes	0			0	0	0	0	0
Contest Totals	126			47	73	6	0	0

### Lieutenant Governor

Vote For 1

	TOTAL	VOTE %		Election Day	Early Voting	Ballot By Mail	Provisional Ballots	Limited Ballots
REP Dan Patrick	41	33.06%	<div style="width: 33.06%;"><div style="width: 33.06%;"></div></div>	17	22	2	0	0
DEM Mike Collier	79	63.71%	<div style="width: 63.71%;"><div style="width: 63.71%;"></div></div>	28	48	3	0	0
LIB Shanna Steele	4	3.23%	<div style="width: 3.23%;"><div style="width: 3.23%;"></div></div>	1	2	1	0	0
Total Votes Cast	124	100.00%	<div style="width: 100.00%;"><div style="width: 100.00%;"></div></div>	46	72	6	0	0
Overvotes	0			0	0	0	0	0
Undervotes	2			1	1	0	0	0
Contest Totals	126			47	73	6	0	0

### Attorney General

Vote For 1

	TOTAL	VOTE %		Election Day	Early Voting	Ballot By Mail	Provisional Ballots	Limited Ballots
REP Ken Paxton	40	32.00%	<div style="width: 32.00%;"><div style="width: 32.00%;"></div></div>	17	21	2	0	0
DEM Rochelle Mercedes Garza	79	63.20%	<div style="width: 63.20%;"><div style="width: 63.20%;"></div></div>	26	49	4	0	0
LIB Mark Ash	6	4.80%	<div style="width: 4.80%;"><div style="width: 4.80%;"></div></div>	3	3	0	0	0
Total Votes Cast	125	100.00%	<div style="width: 100.00%;"><div style="width: 100.00%;"></div></div>	46	73	6	0	0
Overvotes	0			0	0	0	0	0
Undervotes	1			1	0	0	0	0
Contest Totals	126			47	73	6	0	0

## PCT 099

### Comptroller of Public Accounts

Vote For 1

	TOTAL	VOTE %	Election Day	Early Voting	Ballot By Mail	Provisional Ballots	Limited Ballots
REP Glenn Hegar	50	39.68%	20	27	3	0	0
DEM Janet T. Dudding	73	57.94%	25	45	3	0	0
LIB V. Alonzo Echevarria-Garza	3	2.38%	2	1	0	0	0
Total Votes Cast	126	100.00%	47	73	6	0	0
Overvotes	0		0	0	0	0	0
Undervotes	0		0	0	0	0	0
Contest Totals	126		47	73	6	0	0

### Commissioner of the General Land Office

Vote For 1

	TOTAL	VOTE %	Election Day	Early Voting	Ballot By Mail	Provisional Ballots	Limited Ballots
REP Dawn Buckingham	41	32.80%	16	23	2	0	0
DEM Jay Kleberg	79	63.20%	27	49	3	0	0
GRN Alfred Molison, Jr	5	4.00%	3	1	1	0	0
Write-In Totals	0	0.00%	0	0	0	0	0
Total Votes Cast	125	100.00%	46	73	6	0	0
Overvotes	0		0	0	0	0	0
Undervotes	1		1	0	0	0	0
Contest Totals	126		47	73	6	0	0

### Commissioner of Agriculture

Vote For 1

	TOTAL	VOTE %	Election Day	Early Voting	Ballot By Mail	Provisional Ballots	Limited Ballots
REP Sid Miller	45	36.00%	19	24	2	0	0
DEM Susan Hays	80	64.00%	27	49	4	0	0
Total Votes Cast	125	100.00%	46	73	6	0	0
Overvotes	0		0	0	0	0	0
Undervotes	1		1	0	0	0	0
Contest Totals	126		47	73	6	0	0

### Railroad Commissioner

Vote For 1

	TOTAL	VOTE %	Election Day	Early Voting	Ballot By Mail	Provisional Ballots	Limited Ballots
REP Wayne Christian	41	32.80%	18	21	2	0	0
DEM Luke Warford	75	60.00%	25	47	3	0	0
LIB Jaime Andres Diez	7	5.60%	2	5	0	0	0
GRN Hunter Wayne Crow	2	1.60%	1	0	1	0	0
Total Votes Cast	125	100.00%	46	73	6	0	0
Overvotes	0		0	0	0	0	0
Undervotes	1		1	0	0	0	0
Contest Totals	126		47	73	6	0	0

**PCT 099**

**Justice, Supreme Court, Place 3**

Vote For 1

	TOTAL	VOTE %		Election Day	Early Voting	Ballot By Mail	Provisional Ballots	Limited Ballots
REP Debra Lehrmann	46	37.10%		21	23	2	0	0
DEM Erin A. Nowell	75	60.48%		23	49	3	0	0
LIB Thomas Edward Oxford	3	2.42%		2	0	1	0	0
Total Votes Cast	124	100.00%		46	72	6	0	0
Overvotes	0			0	0	0	0	0
Undervotes	2			1	1	0	0	0
Contest Totals	126			47	73	6	0	0

**Justice, Supreme Court, Place 5**

Vote For 1

	TOTAL	VOTE %		Election Day	Early Voting	Ballot By Mail	Provisional Ballots	Limited Ballots
REP Rebeca Huddle	45	36.29%		19	23	3	0	0
DEM Amanda Reichel	79	63.71%		27	49	3	0	0
Total Votes Cast	124	100.00%		46	72	6	0	0
Overvotes	0			0	0	0	0	0
Undervotes	2			1	1	0	0	0
Contest Totals	126			47	73	6	0	0

**Justice, Supreme Court, Place 9**

Vote For 1

	TOTAL	VOTE %		Election Day	Early Voting	Ballot By Mail	Provisional Ballots	Limited Ballots
REP Evan Young	44	35.48%		19	23	2	0	0
DEM Julia Maldonado	80	64.52%		27	49	4	0	0
Total Votes Cast	124	100.00%		46	72	6	0	0
Overvotes	0			0	0	0	0	0
Undervotes	2			1	1	0	0	0
Contest Totals	126			47	73	6	0	0

**Judge, Court of Criminal Appeals, Place 5**

Vote For 1

	TOTAL	VOTE %		Election Day	Early Voting	Ballot By Mail	Provisional Ballots	Limited Ballots
REP Scott Walker	43	34.68%		20	21	2	0	0
DEM Dana Huffman	81	65.32%		26	51	4	0	0
Total Votes Cast	124	100.00%		46	72	6	0	0
Overvotes	0			0	0	0	0	0
Undervotes	2			1	1	0	0	0
Contest Totals	126			47	73	6	0	0

**PCT 099**

**Judge, Court of Criminal Appeals, Place 6**

Vote For 1

	TOTAL	VOTE %		Election Day	Early Voting	Ballot By Mail	Provisional Ballots	Limited Ballots
REP Jesse F. McClure, III	42	33.87%		18	22	2	0	0
DEM Robert Johnson	82	66.13%		28	50	4	0	0
Total Votes Cast	124	100.00%		46	72	6	0	0
Overvotes	0			0	0	0	0	0
Undervotes	2			1	1	0	0	0
Contest Totals	126			47	73	6	0	0

**Member, State Board of Education, District 12 CCD**

Vote For 1

	TOTAL	VOTE %		Election Day	Early Voting	Ballot By Mail	Provisional Ballots	Limited Ballots
REP Pam Little	45	36.29%		20	22	3	0	0
DEM Alex Cornwallis	73	58.87%		24	46	3	0	0
LIB Christy Mowrey	6	4.84%		2	4	0	0	0
Write-In Totals	0	0.00%		0	0	0	0	0
Total Votes Cast	124	100.00%		46	72	6	0	0
Overvotes	0			0	0	0	0	0
Undervotes	2			1	1	0	0	0
Contest Totals	126			47	73	6	0	0

**State Senator, District 8**

Vote For 1

	TOTAL	VOTE %		Election Day	Early Voting	Ballot By Mail	Provisional Ballots	Limited Ballots
REP Angela Paxton	41	33.33%		17	22	2	0	0
DEM Jonathan Cocks	77	62.60%		25	49	3	0	0
LIB Edward Kless	5	4.06%		2	2	1	0	0
Total Votes Cast	123	100.00%		44	73	6	0	0
Overvotes	0			0	0	0	0	0
Undervotes	3			3	0	0	0	0
Contest Totals	126			47	73	6	0	0

**State Representative, District 61**

Vote For 1

	TOTAL	VOTE %		Election Day	Early Voting	Ballot By Mail	Provisional Ballots	Limited Ballots
REP Frederick Frazier	42	34.15%		18	22	2	0	0
DEM Sheena King	81	65.85%		27	50	4	0	0
Total Votes Cast	123	100.00%		45	72	6	0	0
Overvotes	0			0	0	0	0	0
Undervotes	3			2	1	0	0	0
Contest Totals	126			47	73	6	0	0

**PCT 099**

**Justice, 5th Court of Appeals District, Place 4**

Vote For 1

	TOTAL	VOTE %	Election Day	Early Voting	Ballot By Mail	Provisional Ballots	Limited Ballots
REP Emily A. Miskel	45	36.59%	19	24	2	0	0
DEM Maricela Moore	78	63.41%	26	48	4	0	0
Total Votes Cast	123	100.00%	45	72	6	0	0
Overvotes	0		0	0	0	0	0
Undervotes	3		2	1	0	0	0
Contest Totals	126		47	73	6	0	0

**Justice, 5th Court of Appeals District, Place 7**

Vote For 1

	TOTAL	VOTE %	Election Day	Early Voting	Ballot By Mail	Provisional Ballots	Limited Ballots
REP Kristina Williams	44	35.77%	19	22	3	0	0
DEM Nancy Kennedy	79	64.23%	26	50	3	0	0
Total Votes Cast	123	100.00%	45	72	6	0	0
Overvotes	0		0	0	0	0	0
Undervotes	3		2	1	0	0	0
Contest Totals	126		47	73	6	0	0

**County Judge CCD**

Vote For 1

	TOTAL	VOTE %	Election Day	Early Voting	Ballot By Mail	Provisional Ballots	Limited Ballots
REP Chris Hill	47	38.21%	19	25	3	0	0
DEM Joshua Murray	76	61.79%	26	47	3	0	0
Total Votes Cast	123	100.00%	45	72	6	0	0
Overvotes	0		0	0	0	0	0
Undervotes	3		2	1	0	0	0
Contest Totals	126		47	73	6	0	0

**District Clerk CCD**




Vote For 1

	TOTAL	VOTE %	Election Day	Early Voting	Ballot By Mail	Provisional Ballots	Limited Ballots
REP Mike Gould	47	38.21%	21	24	2	0	0
DEM David Brignac	76	61.79%	24	48	4	0	0
Total Votes Cast	123	100.00%	45	72	6	0	0
Overvotes	0		0	0	0	0	0
Undervotes	3		2	1	0	0	0
Contest Totals	126		47	73	6	0	0

## PCT 099

### McKinney, City of - Local Option Election

Vote For 1

	TOTAL	VOTE %		Election Day	Early Voting	Ballot By Mail	Provisional Ballots	Limited Ballots
For	97	79.51%		37	57	3	0	0
Against	25	20.49%		8	14	3	0	0
Total Votes Cast	122	100.00%		45	71	6	0	0
Overvotes	0			0	0	0	0	0
Undervotes	4			2	2	0	0	0
Contest Totals	126			47	73	6	0	0

## PCT 100

### U. S. Representative District 3

Vote For 1

	TOTAL	VOTE %		Election Day	Early Voting	Ballot By Mail	Provisional Ballots	Limited Ballots
REP Keith Self	3	60.00%	<div style="width: 60%;"><div style="width: 60%;"></div></div>	3	0	0	0	0
DEM Sandeep Srivastava	2	40.00%	<div style="width: 40%;"><div style="width: 40%;"></div></div>	1	1	0	0	0
LIB Christopher Claytor	0	0.00%	<div style="width: 0%;"><div style="width: 0%;"></div></div>	0	0	0	0	0
Total Votes Cast	5	100.00%	<div style="width: 100%;"><div style="width: 100%;"></div></div>	4	1	0	0	0
Overvotes	0			0	0	0	0	0
Undervotes	0			0	0	0	0	0
Contest Totals	5			4	1	0	0	0

### Governor

Vote For 1

	TOTAL	VOTE %		Election Day	Early Voting	Ballot By Mail	Provisional Ballots	Limited Ballots
REP Greg Abbott	3	60.00%	<div style="width: 60%;"><div style="width: 60%;"></div></div>	3	0	0	0	0
DEM Beto O'Rourke	2	40.00%	<div style="width: 40%;"><div style="width: 40%;"></div></div>	1	1	0	0	0
LIB Mark Tippetts	0	0.00%	<div style="width: 0%;"><div style="width: 0%;"></div></div>	0	0	0	0	0
GRN Delilah Barrios	0	0.00%	<div style="width: 0%;"><div style="width: 0%;"></div></div>	0	0	0	0	0
Write-In Totals	0	0.00%	<div style="width: 0%;"><div style="width: 0%;"></div></div>	0	0	0	0	0
Total Votes Cast	5	100.00%	<div style="width: 100%;"><div style="width: 100%;"></div></div>	4	1	0	0	0
Overvotes	0			0	0	0	0	0
Undervotes	0			0	0	0	0	0
Contest Totals	5			4	1	0	0	0

### Lieutenant Governor

Vote For 1

	TOTAL	VOTE %		Election Day	Early Voting	Ballot By Mail	Provisional Ballots	Limited Ballots
REP Dan Patrick	3	60.00%	<div style="width: 60%;"><div style="width: 60%;"></div></div>	3	0	0	0	0
DEM Mike Collier	2	40.00%	<div style="width: 40%;"><div style="width: 40%;"></div></div>	1	1	0	0	0
LIB Shanna Steele	0	0.00%	<div style="width: 0%;"><div style="width: 0%;"></div></div>	0	0	0	0	0
Total Votes Cast	5	100.00%	<div style="width: 100%;"><div style="width: 100%;"></div></div>	4	1	0	0	0
Overvotes	0			0	0	0	0	0
Undervotes	0			0	0	0	0	0
Contest Totals	5			4	1	0	0	0

### Attorney General

Vote For 1

	TOTAL	VOTE %		Election Day	Early Voting	Ballot By Mail	Provisional Ballots	Limited Ballots
REP Ken Paxton	3	60.00%	<div style="width: 60%;"><div style="width: 60%;"></div></div>	3	0	0	0	0
DEM Rochelle Mercedes Garza	2	40.00%	<div style="width: 40%;"><div style="width: 40%;"></div></div>	1	1	0	0	0
LIB Mark Ash	0	0.00%	<div style="width: 0%;"><div style="width: 0%;"></div></div>	0	0	0	0	0
Total Votes Cast	5	100.00%	<div style="width: 100%;"><div style="width: 100%;"></div></div>	4	1	0	0	0
Overvotes	0			0	0	0	0	0
Undervotes	0			0	0	0	0	0
Contest Totals	5			4	1	0	0	0

## PCT 100

### Comptroller of Public Accounts

Vote For 1

	TOTAL	VOTE %		Election Day	Early Voting	Ballot By Mail	Provisional Ballots	Limited Ballots
REP Glenn Hegar	3	60.00%	<div style="width: 60%;"><div style="width: 60%;"></div></div>	3	0	0	0	0
DEM Janet T. Dudding	2	40.00%	<div style="width: 40%;"><div style="width: 40%;"></div></div>	1	1	0	0	0
LIB V. Alonzo Echevarria-Garza	0	0.00%	<div style="width: 0%;"><div style="width: 0%;"></div></div>	0	0	0	0	0
Total Votes Cast	5	100.00%	<div style="width: 100%;"><div style="width: 100%;"></div></div>	4	1	0	0	0
Overvotes	0			0	0	0	0	0
Undervotes	0			0	0	0	0	0
Contest Totals	5			4	1	0	0	0

### Commissioner of the General Land Office

Vote For 1

	TOTAL	VOTE %		Election Day	Early Voting	Ballot By Mail	Provisional Ballots	Limited Ballots
REP Dawn Buckingham	3	60.00%	<div style="width: 60%;"><div style="width: 60%;"></div></div>	3	0	0	0	0
DEM Jay Kleberg	2	40.00%	<div style="width: 40%;"><div style="width: 40%;"></div></div>	1	1	0	0	0
GRN Alfred Molison, Jr	0	0.00%	<div style="width: 0%;"><div style="width: 0%;"></div></div>	0	0	0	0	0
Write-In Totals	0	0.00%	<div style="width: 0%;"><div style="width: 0%;"></div></div>	0	0	0	0	0
Total Votes Cast	5	100.00%	<div style="width: 100%;"><div style="width: 100%;"></div></div>	4	1	0	0	0
Overvotes	0			0	0	0	0	0
Undervotes	0			0	0	0	0	0
Contest Totals	5			4	1	0	0	0

### Commissioner of Agriculture

Vote For 1

	TOTAL	VOTE %		Election Day	Early Voting	Ballot By Mail	Provisional Ballots	Limited Ballots
REP Sid Miller	3	60.00%	<div style="width: 60%;"><div style="width: 60%;"></div></div>	3	0	0	0	0
DEM Susan Hays	2	40.00%	<div style="width: 40%;"><div style="width: 40%;"></div></div>	1	1	0	0	0
Total Votes Cast	5	100.00%	<div style="width: 100%;"><div style="width: 100%;"></div></div>	4	1	0	0	0
Overvotes	0			0	0	0	0	0
Undervotes	0			0	0	0	0	0
Contest Totals	5			4	1	0	0	0

### Railroad Commissioner

Vote For 1

	TOTAL	VOTE %		Election Day	Early Voting	Ballot By Mail	Provisional Ballots	Limited Ballots
REP Wayne Christian	3	60.00%	<div style="width: 60%;"><div style="width: 60%;"></div></div>	3	0	0	0	0
DEM Luke Warford	2	40.00%	<div style="width: 40%;"><div style="width: 40%;"></div></div>	1	1	0	0	0
LIB Jaime Andres Diez	0	0.00%	<div style="width: 0%;"><div style="width: 0%;"></div></div>	0	0	0	0	0
GRN Hunter Wayne Crow	0	0.00%	<div style="width: 0%;"><div style="width: 0%;"></div></div>	0	0	0	0	0
Total Votes Cast	5	100.00%	<div style="width: 100%;"><div style="width: 100%;"></div></div>	4	1	0	0	0
Overvotes	0			0	0	0	0	0
Undervotes	0			0	0	0	0	0
Contest Totals	5			4	1	0	0	0



## PCT 100

### Justice, Supreme Court, Place 3

Vote For 1

	TOTAL	VOTE %		Election Day	Early Voting	Ballot By Mail	Provisional Ballots	Limited Ballots
REP Debra Lehrmann	3	60.00%	<div style="width: 60%;"><div style="width: 60%;"></div></div>	3	0	0	0	0
DEM Erin A. Nowell	2	40.00%	<div style="width: 40%;"><div style="width: 40%;"></div></div>	1	1	0	0	0
LIB Thomas Edward Oxford	0	0.00%	<div style="width: 0%;"><div style="width: 0%;"></div></div>	0	0	0	0	0
Total Votes Cast	5	100.00%	<div style="width: 100%;"><div style="width: 100%;"></div></div>	4	1	0	0	0
Overvotes	0			0	0	0	0	0
Undervotes	0			0	0	0	0	0
Contest Totals	5			4	1	0	0	0

### Justice, Supreme Court, Place 5

Vote For 1

	TOTAL	VOTE %		Election Day	Early Voting	Ballot By Mail	Provisional Ballots	Limited Ballots
REP Rebeca Huddle	3	60.00%	<div style="width: 60%;"><div style="width: 60%;"></div></div>	3	0	0	0	0
DEM Amanda Reichel	2	40.00%	<div style="width: 40%;"><div style="width: 40%;"></div></div>	1	1	0	0	0
Total Votes Cast	5	100.00%	<div style="width: 100%;"><div style="width: 100%;"></div></div>	4	1	0	0	0
Overvotes	0			0	0	0	0	0
Undervotes	0			0	0	0	0	0
Contest Totals	5			4	1	0	0	0

### Justice, Supreme Court, Place 9

Vote For 1

	TOTAL	VOTE %		Election Day	Early Voting	Ballot By Mail	Provisional Ballots	Limited Ballots
REP Evan Young	3	60.00%	<div style="width: 60%;"><div style="width: 60%;"></div></div>	3	0	0	0	0
DEM Julia Maldonado	2	40.00%	<div style="width: 40%;"><div style="width: 40%;"></div></div>	1	1	0	0	0
Total Votes Cast	5	100.00%	<div style="width: 100%;"><div style="width: 100%;"></div></div>	4	1	0	0	0
Overvotes	0			0	0	0	0	0
Undervotes	0			0	0	0	0	0
Contest Totals	5			4	1	0	0	0

### Judge, Court of Criminal Appeals, Place 5

Vote For 1

	TOTAL	VOTE %		Election Day	Early Voting	Ballot By Mail	Provisional Ballots	Limited Ballots
REP Scott Walker	3	60.00%	<div style="width: 60%;"><div style="width: 60%;"></div></div>	3	0	0	0	0
DEM Dana Huffman	2	40.00%	<div style="width: 40%;"><div style="width: 40%;"></div></div>	1	1	0	0	0
Total Votes Cast	5	100.00%	<div style="width: 100%;"><div style="width: 100%;"></div></div>	4	1	0	0	0
Overvotes	0			0	0	0	0	0
Undervotes	0			0	0	0	0	0
Contest Totals	5			4	1	0	0	0

## PCT 100

### Judge, Court of Criminal Appeals, Place 6

Vote For 1

	TOTAL	VOTE %		Election Day	Early Voting	Ballot By Mail	Provisional Ballots	Limited Ballots
REP Jesse F. McClure, III	3	60.00%	<div style="width: 60%;"><div style="width: 60%;"></div></div>	3	0	0	0	0
DEM Robert Johnson	2	40.00%	<div style="width: 40%;"><div style="width: 40%;"></div></div>	1	1	0	0	0
Total Votes Cast	5	100.00%	<div style="width: 100%;"><div style="width: 100%;"></div></div>	4	1	0	0	0
Overvotes	0			0	0	0	0	0
Undervotes	0			0	0	0	0	0
Contest Totals	5			4	1	0	0	0

### Member, State Board of Education, District 12 CCD

Vote For 1

	TOTAL	VOTE %		Election Day	Early Voting	Ballot By Mail	Provisional Ballots	Limited Ballots
REP Pam Little	3	60.00%	<div style="width: 60%;"><div style="width: 60%;"></div></div>	3	0	0	0	0
DEM Alex Cornwallis	2	40.00%	<div style="width: 40%;"><div style="width: 40%;"></div></div>	1	1	0	0	0
LIB Christy Mowrey	0	0.00%	<div style="width: 0%;"><div style="width: 0%;"></div></div>	0	0	0	0	0
Write-In Totals	0	0.00%	<div style="width: 0%;"><div style="width: 0%;"></div></div>	0	0	0	0	0
Total Votes Cast	5	100.00%	<div style="width: 100%;"><div style="width: 100%;"></div></div>	4	1	0	0	0
Overvotes	0			0	0	0	0	0
Undervotes	0			0	0	0	0	0
Contest Totals	5			4	1	0	0	0

### State Senator, District 8

Vote For 1

	TOTAL	VOTE %		Election Day	Early Voting	Ballot By Mail	Provisional Ballots	Limited Ballots
REP Angela Paxton	2	50.00%	<div style="width: 50%;"><div style="width: 50%;"></div></div>	2	0	0	0	0
DEM Jonathan Cocks	2	50.00%	<div style="width: 50%;"><div style="width: 50%;"></div></div>	1	1	0	0	0
LIB Edward Kless	0	0.00%	<div style="width: 0%;"><div style="width: 0%;"></div></div>	0	0	0	0	0
Total Votes Cast	4	100.00%	<div style="width: 100%;"><div style="width: 100%;"></div></div>	3	1	0	0	0
Overvotes	0			0	0	0	0	0
Undervotes	1			1	0	0	0	0
Contest Totals	5			4	1	0	0	0

### State Representative, District 67




Vote For 1

	TOTAL	VOTE %		Election Day	Early Voting	Ballot By Mail	Provisional Ballots	Limited Ballots
REP Jeff Leach	2	50.00%	<div style="width: 50%;"><div style="width: 50%;"></div></div>	2	0	0	0	0
DEM Kevin Morris	2	50.00%	<div style="width: 50%;"><div style="width: 50%;"></div></div>	1	1	0	0	0
Total Votes Cast	4	100.00%	<div style="width: 100%;"><div style="width: 100%;"></div></div>	3	1	0	0	0
Overvotes	0			0	0	0	0	0
Undervotes	1			1	0	0	0	0
Contest Totals	5			4	1	0	0	0

## PCT 100




### Justice, 5th Court of Appeals District, Place 4

Vote For 1

	TOTAL	VOTE %		Election Day	Early Voting	Ballot By Mail	Provisional Ballots	Limited Ballots
REP Emily A. Miskel	3	60.00%		3	0	0	0	0
DEM Maricela Moore	2	40.00%		1	1	0	0	0
Total Votes Cast	5	100.00%		4	1	0	0	0
Overvotes	0			0	0	0	0	0
Undervotes	0			0	0	0	0	0
Contest Totals	5			4	1	0	0	0




### Justice, 5th Court of Appeals District, Place 7

Vote For 1

	TOTAL	VOTE %		Election Day	Early Voting	Ballot By Mail	Provisional Ballots	Limited Ballots
REP Kristina Williams	3	60.00%		3	0	0	0	0
DEM Nancy Kennedy	2	40.00%		1	1	0	0	0
Total Votes Cast	5	100.00%		4	1	0	0	0
Overvotes	0			0	0	0	0	0
Undervotes	0			0	0	0	0	0
Contest Totals	5			4	1	0	0	0




### County Judge CCD

Vote For 1

	TOTAL	VOTE %		Election Day	Early Voting	Ballot By Mail	Provisional Ballots	Limited Ballots
REP Chris Hill	3	60.00%		3	0	0	0	0
DEM Joshua Murray	2	40.00%		1	1	0	0	0
Total Votes Cast	5	100.00%		4	1	0	0	0
Overvotes	0			0	0	0	0	0
Undervotes	0			0	0	0	0	0
Contest Totals	5			4	1	0	0	0

### District Clerk CCD




Vote For 1

	TOTAL	VOTE %		Election Day	Early Voting	Ballot By Mail	Provisional Ballots	Limited Ballots
REP Mike Gould	3	60.00%		3	0	0	0	0
DEM David Brignac	2	40.00%		1	1	0	0	0
Total Votes Cast	5	100.00%		4	1	0	0	0
Overvotes	0			0	0	0	0	0
Undervotes	0			0	0	0	0	0
Contest Totals	5			4	1	0	0	0

## PCT 100

### McKinney, City of - Local Option Election

Vote For 1

	TOTAL	VOTE %		Election Day	Early Voting	Ballot By Mail	Provisional Ballots	Limited Ballots
For	3	60.00%		3	0	0	0	0
Against	2	40.00%		1	1	0	0	0
Total Votes Cast	5	100.00%		4	1	0	0	0
Overvotes	0			0	0	0	0	0
Undervotes	0			0	0	0	0	0
Contest Totals	5			4	1	0	0	0

## PCT 101

### U. S. Representative District 3

Vote For 1

	TOTAL	VOTE %	Election Day	Early Voting	Ballot By Mail	Provisional Ballots	Limited Ballots
REP Keith Self	1,033	51.94%	307	711	15	0	0
DEM Sandeep Srivastava	908	45.65%	225	644	38	1	0
LIB Christopher Claytor	48	2.41%	20	28	0	0	0
Total Votes Cast	1,989	100.00%	552	1,383	53	1	0
Overvotes	0		0	0	0	0	0
Undervotes	33		17	15	1	0	0
Contest Totals	2,022		569	1,398	54	1	0

### Governor

Vote For 1

	TOTAL	VOTE %	Election Day	Early Voting	Ballot By Mail	Provisional Ballots	Limited Ballots
REP Greg Abbott	998	49.38%	295	689	14	0	0
DEM Beto O'Rourke	993	49.13%	263	691	38	1	0
LIB Mark Tippetts	20	0.99%	8	12	0	0	0
GRN Delilah Barrios	7	0.35%	2	5	0	0	0
Write-In Totals	3	0.15%	1	0	2	0	0
Total Votes Cast	2,021	100.00%	569	1,397	54	1	0
Overvotes	0		0	0	0	0	0
Undervotes	1		0	1	0	0	0
Contest Totals	2,022		569	1,398	54	1	0

### Lieutenant Governor

Vote For 1

	TOTAL	VOTE %	Election Day	Early Voting	Ballot By Mail	Provisional Ballots	Limited Ballots
REP Dan Patrick	990	49.57%	296	680	14	0	0
DEM Mike Collier	964	48.27%	244	680	39	1	0
LIB Shanna Steele	43	2.15%	18	25	0	0	0
Total Votes Cast	1,997	100.00%	558	1,385	53	1	0
Overvotes	0		0	0	0	0	0
Undervotes	25		11	13	1	0	0
Contest Totals	2,022		569	1,398	54	1	0

### Attorney General

Vote For 1

	TOTAL	VOTE %	Election Day	Early Voting	Ballot By Mail	Provisional Ballots	Limited Ballots
REP Ken Paxton	964	48.44%	291	660	13	0	0
DEM Rochelle Mercedes Garza	960	48.24%	247	673	39	1	0
LIB Mark Ash	66	3.32%	19	47	0	0	0
Total Votes Cast	1,990	100.00%	557	1,380	52	1	0
Overvotes	0		0	0	0	0	0
Undervotes	32		12	18	2	0	0
Contest Totals	2,022		569	1,398	54	1	0

## PCT 101

### Comptroller of Public Accounts

Vote For 1

	TOTAL	VOTE %	Election Day	Early Voting	Ballot By Mail	Provisional Ballots	Limited Ballots
REP Glenn Hegar	1,048	52.82%	312	721	15	0	0
DEM Janet T. Dudding	899	45.31%	229	630	39	1	0
LIB V. Alonzo Echevarria-Garza	37	1.86%	10	27	0	0	0
Total Votes Cast	1,984	100.00%	551	1,378	54	1	0
Overvotes	0		0	0	0	0	0
Undervotes	38		18	20	0	0	0
Contest Totals	2,022		569	1,398	54	1	0

### Commissioner of the General Land Office

Vote For 1

	TOTAL	VOTE %	Election Day	Early Voting	Ballot By Mail	Provisional Ballots	Limited Ballots
REP Dawn Buckingham	1,051	53.24%	321	717	13	0	0
DEM Jay Kleberg	896	45.39%	219	636	40	1	0
GRN Alfred Molison, Jr	25	1.27%	8	17	0	0	0
Write-In Totals	2	0.10%	1	0	1	0	0
Total Votes Cast	1,974	100.00%	549	1,370	54	1	0
Overvotes	0		0	0	0	0	0
Undervotes	48		20	28	0	0	0
Contest Totals	2,022		569	1,398	54	1	0

### Commissioner of Agriculture

Vote For 1

	TOTAL	VOTE %	Election Day	Early Voting	Ballot By Mail	Provisional Ballots	Limited Ballots
REP Sid Miller	1,057	53.52%	316	726	15	0	0
DEM Susan Hays	918	46.48%	235	644	38	1	0
Total Votes Cast	1,975	100.00%	551	1,370	53	1	0
Overvotes	0		0	0	0	0	0
Undervotes	47		18	28	1	0	0
Contest Totals	2,022		569	1,398	54	1	0

### Railroad Commissioner

Vote For 1

	TOTAL	VOTE %	Election Day	Early Voting	Ballot By Mail	Provisional Ballots	Limited Ballots
REP Wayne Christian	1,033	52.17%	307	711	15	0	0
DEM Luke Warford	882	44.55%	218	626	37	1	0
LIB Jaime Andres Diez	44	2.22%	18	25	1	0	0
GRN Hunter Wayne Crow	21	1.06%	8	13	0	0	0
Total Votes Cast	1,980	100.00%	551	1,375	53	1	0
Overvotes	0		0	0	0	0	0
Undervotes	42		18	23	1	0	0
Contest Totals	2,022		569	1,398	54	1	0

## PCT 101

### Justice, Supreme Court, Place 3

Vote For 1

	TOTAL	VOTE %	Election Day	Early Voting	Ballot By Mail	Provisional Ballots	Limited Ballots
REP Debra Lehrmann	1,045	52.75%	311	719	15	0	0
DEM Erin A. Nowell	896	45.23%	224	632	39	1	0
LIB Thomas Edward Oxford	40	2.02%	15	25	0	0	0
Total Votes Cast	1,981	100.00%	550	1,376	54	1	0
Overvotes	0		0	0	0	0	0
Undervotes	41		19	22	0	0	0
Contest Totals	2,022		569	1,398	54	1	0

### Justice, Supreme Court, Place 5

Vote For 1

	TOTAL	VOTE %	Election Day	Early Voting	Ballot By Mail	Provisional Ballots	Limited Ballots
REP Rebeca Huddle	1,042	52.95%	310	717	15	0	0
DEM Amanda Reichel	926	47.05%	233	653	39	1	0
Total Votes Cast	1,968	100.00%	543	1,370	54	1	0
Overvotes	0		0	0	0	0	0
Undervotes	54		26	28	0	0	0
Contest Totals	2,022		569	1,398	54	1	0

### Justice, Supreme Court, Place 9

Vote For 1

	TOTAL	VOTE %	Election Day	Early Voting	Ballot By Mail	Provisional Ballots	Limited Ballots
REP Evan Young	1,037	52.75%	309	714	14	0	0
DEM Julia Maldonado	929	47.25%	233	655	40	1	0
Total Votes Cast	1,966	100.00%	542	1,369	54	1	0
Overvotes	0		0	0	0	0	0
Undervotes	56		27	29	0	0	0
Contest Totals	2,022		569	1,398	54	1	0

### Judge, Court of Criminal Appeals, Place 5

Vote For 1

	TOTAL	VOTE %	Election Day	Early Voting	Ballot By Mail	Provisional Ballots	Limited Ballots
REP Scott Walker	1,034	52.59%	307	714	13	0	0
DEM Dana Huffman	932	47.41%	238	653	40	1	0
Total Votes Cast	1,966	100.00%	545	1,367	53	1	0
Overvotes	0		0	0	0	0	0
Undervotes	56		24	31	1	0	0
Contest Totals	2,022		569	1,398	54	1	0

## PCT 101

### Judge, Court of Criminal Appeals, Place 6

Vote For 1

	TOTAL	VOTE %		Election Day	Early Voting	Ballot By Mail	Provisional Ballots	Limited Ballots
REP Jesse F. McClure, III	1,048	53.50%	<div style="width: 53.50%;"><div style="width: 53.50%;"></div></div>	312	721	15	0	0
DEM Robert Johnson	911	46.50%	<div style="width: 46.50%;"><div style="width: 46.50%;"></div></div>	229	643	38	1	0
Total Votes Cast	1,959	100.00%	<div style="width: 100.00%;"><div style="width: 100.00%;"></div></div>	541	1,364	53	1	0
Overvotes	0			0	0	0	0	0
Undervotes	63			28	34	1	0	0
Contest Totals	2,022			569	1,398	54	1	0

### Member, State Board of Education, District 12 CCD

Vote For 1

	TOTAL	VOTE %		Election Day	Early Voting	Ballot By Mail	Provisional Ballots	Limited Ballots
REP Pam Little	1,024	51.80%	<div style="width: 51.80%;"><div style="width: 51.80%;"></div></div>	306	704	14	0	0
DEM Alex Cornwallis	882	44.61%	<div style="width: 44.61%;"><div style="width: 44.61%;"></div></div>	219	623	39	1	0
LIB Christy Mowrey	71	3.59%	<div style="width: 3.59%;"><div style="width: 3.59%;"></div></div>	23	47	1	0	0
Write-In Totals	0	0.00%	<div style="width: 0.00%;"><div style="width: 0.00%;"></div></div>	0	0	0	0	0
Total Votes Cast	1,977	100.00%	<div style="width: 100.00%;"><div style="width: 100.00%;"></div></div>	548	1,374	54	1	0
Overvotes	0			0	0	0	0	0
Undervotes	45			21	24	0	0	0
Contest Totals	2,022			569	1,398	54	1	0

### State Representative, District 66

Vote For 1

	TOTAL	VOTE %		Election Day	Early Voting	Ballot By Mail	Provisional Ballots	Limited Ballots
REP Matt Shaheen	1,051	53.62%	<div style="width: 53.62%;"><div style="width: 53.62%;"></div></div>	317	718	16	0	0
DEM Jesse Ringness	909	46.38%	<div style="width: 46.38%;"><div style="width: 46.38%;"></div></div>	222	649	37	1	0
Total Votes Cast	1,960	100.00%	<div style="width: 100.00%;"><div style="width: 100.00%;"></div></div>	539	1,367	53	1	0
Overvotes	0			0	0	0	0	0
Undervotes	62			30	31	1	0	0
Contest Totals	2,022			569	1,398	54	1	0

### Justice, 5th Court of Appeals District, Place 4

Vote For 1

	TOTAL	VOTE %		Election Day	Early Voting	Ballot By Mail	Provisional Ballots	Limited Ballots
REP Emily A. Miskel	1,039	53.28%	<div style="width: 53.28%;"><div style="width: 53.28%;"></div></div>	314	709	16	0	0
DEM Maricela Moore	911	46.72%	<div style="width: 46.72%;"><div style="width: 46.72%;"></div></div>	223	651	36	1	0
Total Votes Cast	1,950	100.00%	<div style="width: 100.00%;"><div style="width: 100.00%;"></div></div>	537	1,360	52	1	0
Overvotes	0			0	0	0	0	0
Undervotes	72			32	38	2	0	0
Contest Totals	2,022			569	1,398	54	1	0



## PCT 101

### Justice, 5th Court of Appeals District, Place 7

Vote For 1

	TOTAL	VOTE %	Election Day	Early Voting	Ballot By Mail	Provisional Ballots	Limited Ballots
REP Kristina Williams	1,033	52.95%	312	708	13	0	0
DEM Nancy Kennedy	918	47.05%	226	652	39	1	0
Total Votes Cast	1,951	100.00%	538	1,360	52	1	0
Overvotes	0		0	0	0	0	0
Undervotes	71		31	38	2	0	0
Contest Totals	2,022		569	1,398	54	1	0

### County Judge CCD

Vote For 1

	TOTAL	VOTE %	Election Day	Early Voting	Ballot By Mail	Provisional Ballots	Limited Ballots
REP Chris Hill	1,045	53.21%	313	717	15	0	0
DEM Joshua Murray	919	46.79%	230	651	37	1	0
Total Votes Cast	1,964	100.00%	543	1,368	52	1	0
Overvotes	0		0	0	0	0	0
Undervotes	58		26	30	2	0	0
Contest Totals	2,022		569	1,398	54	1	0

### District Clerk CCD

Vote For 1

	TOTAL	VOTE %	Election Day	Early Voting	Ballot By Mail	Provisional Ballots	Limited Ballots
REP Mike Gould	1,062	54.43%	322	726	14	0	0
DEM David Brignac	889	45.57%	215	636	37	1	0
Total Votes Cast	1,951	100.00%	537	1,362	51	1	0
Overvotes	0		0	0	0	0	0
Undervotes	71		32	36	3	0	0
Contest Totals	2,022		569	1,398	54	1	0

### Justice of the Peace, Precinct 4

Vote For 1

	TOTAL	VOTE %	Election Day	Early Voting	Ballot By Mail	Provisional Ballots	Limited Ballots
REP Vincent Venegoni	1,044	53.68%	317	714	13	0	0
DEM Adam Kern	901	46.32%	218	644	38	1	0
Total Votes Cast	1,945	100.00%	535	1,358	51	1	0
Overvotes	0		0	0	0	0	0
Undervotes	77		34	40	3	0	0
Contest Totals	2,022		569	1,398	54	1	0

## PCT 102

### U. S. Representative District 3

Vote For 1

	TOTAL	VOTE %	Election Day	Early Voting	Ballot By Mail	Provisional Ballots	Limited Ballots
REP Keith Self	1,093	67.30%	277	773	43	0	0
DEM Sandeep Srivastava	490	30.17%	94	369	26	1	0
LIB Christopher Claytor	41	2.52%	10	31	0	0	0
Total Votes Cast	1,624	100.00%	381	1,173	69	1	0
Overvotes	0		0	0	0	0	0
Undervotes	30		7	18	5	0	0
Contest Totals	1,654		388	1,191	74	1	0

### Governor

Vote For 1

	TOTAL	VOTE %	Election Day	Early Voting	Ballot By Mail	Provisional Ballots	Limited Ballots
REP Greg Abbott	1,082	65.70%	270	768	44	0	0
DEM Beto O'Rourke	541	32.85%	109	403	28	1	0
LIB Mark Tippetts	19	1.15%	6	13	0	0	0
GRN Delilah Barrios	4	0.24%	3	1	0	0	0
Write-In Totals	1	0.06%	0	1	0	0	0
Total Votes Cast	1,647	100.00%	388	1,186	72	1	0
Overvotes	0		0	0	0	0	0
Undervotes	7		0	5	2	0	0
Contest Totals	1,654		388	1,191	74	1	0

### Lieutenant Governor

Vote For 1

	TOTAL	VOTE %	Election Day	Early Voting	Ballot By Mail	Provisional Ballots	Limited Ballots
REP Dan Patrick	1,028	62.80%	254	731	43	0	0
DEM Mike Collier	565	34.51%	113	423	28	1	0
LIB Shanna Steele	44	2.69%	13	31	0	0	0
Total Votes Cast	1,637	100.00%	380	1,185	71	1	0
Overvotes	0		0	0	0	0	0
Undervotes	17		8	6	3	0	0
Contest Totals	1,654		388	1,191	74	1	0

### Attorney General

Vote For 1

	TOTAL	VOTE %	Election Day	Early Voting	Ballot By Mail	Provisional Ballots	Limited Ballots
REP Ken Paxton	1,004	61.94%	257	706	41	0	0
DEM Rochelle Mercedes Garza	547	33.74%	102	416	28	1	0
LIB Mark Ash	70	4.32%	19	50	1	0	0
Total Votes Cast	1,621	100.00%	378	1,172	70	1	0
Overvotes	0		0	0	0	0	0
Undervotes	33		10	19	4	0	0
Contest Totals	1,654		388	1,191	74	1	0

## PCT 102

### Comptroller of Public Accounts

Vote For 1

	TOTAL	VOTE %	Election Day	Early Voting	Ballot By Mail	Provisional Ballots	Limited Ballots
REP Glenn Hegar	1,118	69.18%	279	794	45	0	0
DEM Janet T. Dudding	465	28.77%	90	348	26	1	0
LIB V. Alonzo Echevarria-Garza	33	2.04%	9	24	0	0	0
Total Votes Cast	1,616	100.00%	378	1,166	71	1	0
Overvotes	0		0	0	0	0	0
Undervotes	38		10	25	3	0	0
Contest Totals	1,654		388	1,191	74	1	0

### Commissioner of the General Land Office

Vote For 1

	TOTAL	VOTE %	Election Day	Early Voting	Ballot By Mail	Provisional Ballots	Limited Ballots
REP Dawn Buckingham	1,092	67.95%	274	774	44	0	0
DEM Jay Kleberg	496	30.86%	92	376	27	1	0
GRN Alfred Molison, Jr	18	1.12%	7	11	0	0	0
Write-In Totals	1	0.06%	1	0	0	0	0
Total Votes Cast	1,607	100.00%	374	1,161	71	1	0
Overvotes	0		0	0	0	0	0
Undervotes	47		14	30	3	0	0
Contest Totals	1,654		388	1,191	74	1	0

### Commissioner of Agriculture

Vote For 1

	TOTAL	VOTE %	Election Day	Early Voting	Ballot By Mail	Provisional Ballots	Limited Ballots
REP Sid Miller	1,090	67.49%	267	779	44	0	0
DEM Susan Hays	525	32.51%	108	388	28	1	0
Total Votes Cast	1,615	100.00%	375	1,167	72	1	0
Overvotes	0		0	0	0	0	0
Undervotes	39		13	24	2	0	0
Contest Totals	1,654		388	1,191	74	1	0

### Railroad Commissioner

Vote For 1

	TOTAL	VOTE %	Election Day	Early Voting	Ballot By Mail	Provisional Ballots	Limited Ballots
REP Wayne Christian	1,079	67.02%	268	766	45	0	0
DEM Luke Warford	476	29.57%	88	362	25	1	0
LIB Jaime Andres Diez	39	2.42%	13	26	0	0	0
GRN Hunter Wayne Crow	16	0.99%	6	9	1	0	0
Total Votes Cast	1,610	100.00%	375	1,163	71	1	0
Overvotes	0		0	0	0	0	0
Undervotes	44		13	28	3	0	0
Contest Totals	1,654		388	1,191	74	1	0

## PCT 102

### Justice, Supreme Court, Place 3

Vote For 1

	TOTAL	VOTE %		Election Day	Early Voting	Ballot By Mail	Provisional Ballots	Limited Ballots
REP Debra Lehrmann	1,090	67.79%	<div style="width: 67.79%;"><div style="width: 67.79%;"></div></div>	273	773	44	0	0
DEM Erin A. Nowell	494	30.72%	<div style="width: 30.72%;"><div style="width: 30.72%;"></div></div>	96	371	26	1	0
LIB Thomas Edward Oxford	24	1.49%	<div style="width: 1.49%;"><div style="width: 1.49%;"></div></div>	6	18	0	0	0
Total Votes Cast	1,608	100.00%	<div style="width: 100.00%;"><div style="width: 100.00%;"></div></div>	375	1,162	70	1	0
Overvotes	0			0	0	0	0	0
Undervotes	46			13	29	4	0	0
Contest Totals	1,654			388	1,191	74	1	0

### Justice, Supreme Court, Place 5

Vote For 1

	TOTAL	VOTE %		Election Day	Early Voting	Ballot By Mail	Provisional Ballots	Limited Ballots
REP Rebeca Huddle	1,101	68.73%	<div style="width: 68.73%;"><div style="width: 68.73%;"></div></div>	278	778	45	0	0
DEM Amanda Reichel	501	31.27%	<div style="width: 31.27%;"><div style="width: 31.27%;"></div></div>	95	380	25	1	0
Total Votes Cast	1,602	100.00%	<div style="width: 100.00%;"><div style="width: 100.00%;"></div></div>	373	1,158	70	1	0
Overvotes	0			0	0	0	0	0
Undervotes	52			15	33	4	0	0
Contest Totals	1,654			388	1,191	74	1	0

### Justice, Supreme Court, Place 9

Vote For 1

	TOTAL	VOTE %		Election Day	Early Voting	Ballot By Mail	Provisional Ballots	Limited Ballots
REP Evan Young	1,090	68.25%	<div style="width: 68.25%;"><div style="width: 68.25%;"></div></div>	273	772	45	0	0
DEM Julia Maldonado	507	31.75%	<div style="width: 31.75%;"><div style="width: 31.75%;"></div></div>	100	380	26	1	0
Total Votes Cast	1,597	100.00%	<div style="width: 100.00%;"><div style="width: 100.00%;"></div></div>	373	1,152	71	1	0
Overvotes	0			0	0	0	0	0
Undervotes	57			15	39	3	0	0
Contest Totals	1,654			388	1,191	74	1	0

### Judge, Court of Criminal Appeals, Place 5

Vote For 1

	TOTAL	VOTE %		Election Day	Early Voting	Ballot By Mail	Provisional Ballots	Limited Ballots
REP Scott Walker	1,098	68.80%	<div style="width: 68.80%;"><div style="width: 68.80%;"></div></div>	274	779	45	0	0
DEM Dana Huffman	498	31.20%	<div style="width: 31.20%;"><div style="width: 31.20%;"></div></div>	96	375	26	1	0
Total Votes Cast	1,596	100.00%	<div style="width: 100.00%;"><div style="width: 100.00%;"></div></div>	370	1,154	71	1	0
Overvotes	0			0	0	0	0	0
Undervotes	58			18	37	3	0	0
Contest Totals	1,654			388	1,191	74	1	0

## PCT 102

### Judge, Court of Criminal Appeals, Place 6

Vote For 1

	TOTAL	VOTE %		Election Day	Early Voting	Ballot By Mail	Provisional Ballots	Limited Ballots
REP Jesse F. McClure, III	1,098	69.06%		275	778	45	0	0
DEM Robert Johnson	492	30.94%		93	372	26	1	0
Total Votes Cast	1,590	100.00%		368	1,150	71	1	0
Overvotes	0			0	0	0	0	0
Undervotes	64			20	41	3	0	0
Contest Totals	1,654			388	1,191	74	1	0

### Member, State Board of Education, District 12 CCD

Vote For 1

	TOTAL	VOTE %		Election Day	Early Voting	Ballot By Mail	Provisional Ballots	Limited Ballots
REP Pam Little	1,081	67.39%		268	768	45	0	0
DEM Alex Cornwallis	484	30.17%		94	365	24	1	0
LIB Christy Mowrey	38	2.37%		11	25	2	0	0
Write-In Totals	1	0.06%		1	0	0	0	0
Total Votes Cast	1,604	100.00%		374	1,158	71	1	0
Overvotes	0			0	0	0	0	0
Undervotes	50			14	33	3	0	0
Contest Totals	1,654			388	1,191	74	1	0

### State Senator, District 8

Vote For 1

	TOTAL	VOTE %		Election Day	Early Voting	Ballot By Mail	Provisional Ballots	Limited Ballots
REP Angela Paxton	1,034	64.02%		266	724	44	0	0
DEM Jonathan Cocks	532	32.94%		102	402	27	1	0
LIB Edward Kless	49	3.03%		12	37	0	0	0
Total Votes Cast	1,615	100.00%		380	1,163	71	1	0
Overvotes	0			0	0	0	0	0
Undervotes	39			8	28	3	0	0
Contest Totals	1,654			388	1,191	74	1	0

### State Representative, District 61

Vote For 1

	TOTAL	VOTE %		Election Day	Early Voting	Ballot By Mail	Provisional Ballots	Limited Ballots
REP Frederick Frazier	1,077	67.19%		269	763	45	0	0
DEM Sheena King	526	32.81%		104	395	26	1	0
Total Votes Cast	1,603	100.00%		373	1,158	71	1	0
Overvotes	0			0	0	0	0	0
Undervotes	51			15	33	3	0	0
Contest Totals	1,654			388	1,191	74	1	0

## PCT 102

### Justice, 5th Court of Appeals District, Place 4

Vote For 1

	TOTAL	VOTE %	Election Day	Early Voting	Ballot By Mail	Provisional Ballots	Limited Ballots
REP Emily A. Miskel	1,100	69.40%	277	778	45	0	0
DEM Maricela Moore	485	30.60%	93	365	26	1	0
Total Votes Cast	1,585	100.00%	370	1,143	71	1	0
Overvotes	0		0	0	0	0	0
Undervotes	69		18	48	3	0	0
Contest Totals	1,654		388	1,191	74	1	0

### Justice, 5th Court of Appeals District, Place 7

Vote For 1

	TOTAL	VOTE %	Election Day	Early Voting	Ballot By Mail	Provisional Ballots	Limited Ballots
REP Kristina Williams	1,086	68.60%	275	766	45	0	0
DEM Nancy Kennedy	497	31.40%	95	375	26	1	0
Total Votes Cast	1,583	100.00%	370	1,141	71	1	0
Overvotes	0		0	0	0	0	0
Undervotes	71		18	50	3	0	0
Contest Totals	1,654		388	1,191	74	1	0

### County Judge CCD

Vote For 1

	TOTAL	VOTE %	Election Day	Early Voting	Ballot By Mail	Provisional Ballots	Limited Ballots
REP Chris Hill	1,096	68.07%	276	778	42	0	0
DEM Joshua Murray	514	31.93%	99	387	27	1	0
Total Votes Cast	1,610	100.00%	375	1,165	69	1	0
Overvotes	0		0	0	0	0	0
Undervotes	44		13	26	5	0	0
Contest Totals	1,654		388	1,191	74	1	0

### District Clerk CCD




Vote For 1

	TOTAL	VOTE %	Election Day	Early Voting	Ballot By Mail	Provisional Ballots	Limited Ballots
REP Mike Gould	1,102	69.48%	275	782	45	0	0
DEM David Brignac	484	30.52%	97	360	26	1	0
Total Votes Cast	1,586	100.00%	372	1,142	71	1	0
Overvotes	0		0	0	0	0	0
Undervotes	68		16	49	3	0	0
Contest Totals	1,654		388	1,191	74	1	0

## PCT 102

### McKinney, City of - Local Option Election

Vote For 1

	TOTAL	VOTE %		Election Day	Early Voting	Ballot By Mail	Provisional Ballots	Limited Ballots
For	1,207	75.96%		280	870	56	1	0
Against	382	24.04%		93	278	11	0	0
Total Votes Cast	1,589	100.00%		373	1,148	67	1	0
Overvotes	0			0	0	0	0	0
Undervotes	65			15	43	7	0	0
Contest Totals	1,654			388	1,191	74	1	0

## PCT 103

### U. S. Representative, District 32

Vote For 1

	TOTAL	VOTE %		Election Day	Early Voting	Ballot By Mail	Provisional Ballots	Limited Ballots
REP Antonio Swad	248	44.21%	<div style="width: 44.21%;"><div style="width: 44.21%;"></div></div>	81	158	9	0	0
DEM Colin Allred	313	55.79%	<div style="width: 55.79%;"><div style="width: 55.79%;"></div></div>	95	204	14	0	0
Total Votes Cast	561	100.00%	<div style="width: 100%;"><div style="width: 100%;"></div></div>	176	362	23	0	0
Overvotes	0			0	0	0	0	0
Undervotes	9			4	5	0	0	0
Contest Totals	570			180	367	23	0	0

### Governor

Vote For 1

	TOTAL	VOTE %		Election Day	Early Voting	Ballot By Mail	Provisional Ballots	Limited Ballots
REP Greg Abbott	246	43.16%	<div style="width: 43.16%;"><div style="width: 43.16%;"></div></div>	80	157	9	0	0
DEM Beto O'Rourke	313	54.91%	<div style="width: 54.91%;"><div style="width: 54.91%;"></div></div>	94	207	12	0	0
LIB Mark Tippetts	9	1.58%	<div style="width: 1.58%;"><div style="width: 1.58%;"></div></div>	5	2	2	0	0
GRN Delilah Barrios	1	0.18%	<div style="width: 0.18%;"><div style="width: 0.18%;"></div></div>	1	0	0	0	0
Write-In Totals	2	0.35%	<div style="width: 0.35%;"><div style="width: 0.35%;"></div></div>	0	2	0	0	0
Total Votes Cast	570	100.00%	<div style="width: 100%;"><div style="width: 100%;"></div></div>	180	367	23	0	0
Overvotes	0			0	0	0	0	0
Undervotes	0			0	0	0	0	0
Contest Totals	570			180	367	23	0	0

### Lieutenant Governor

Vote For 1

	TOTAL	VOTE %		Election Day	Early Voting	Ballot By Mail	Provisional Ballots	Limited Ballots
REP Dan Patrick	240	43.01%	<div style="width: 43.01%;"><div style="width: 43.01%;"></div></div>	74	157	9	0	0
DEM Mike Collier	300	53.76%	<div style="width: 53.76%;"><div style="width: 53.76%;"></div></div>	86	201	13	0	0
LIB Shanna Steele	18	3.23%	<div style="width: 3.23%;"><div style="width: 3.23%;"></div></div>	13	4	1	0	0
Total Votes Cast	558	100.00%	<div style="width: 100%;"><div style="width: 100%;"></div></div>	173	362	23	0	0
Overvotes	0			0	0	0	0	0
Undervotes	12			7	5	0	0	0
Contest Totals	570			180	367	23	0	0

### Attorney General

Vote For 1

	TOTAL	VOTE %		Election Day	Early Voting	Ballot By Mail	Provisional Ballots	Limited Ballots
REP Ken Paxton	242	43.14%	<div style="width: 43.14%;"><div style="width: 43.14%;"></div></div>	78	155	9	0	0
DEM Rochelle Mercedes Garza	294	52.41%	<div style="width: 52.41%;"><div style="width: 52.41%;"></div></div>	85	196	13	0	0
LIB Mark Ash	25	4.46%	<div style="width: 4.46%;"><div style="width: 4.46%;"></div></div>	12	12	1	0	0
Total Votes Cast	561	100.00%	<div style="width: 100%;"><div style="width: 100%;"></div></div>	175	363	23	0	0
Overvotes	0			0	0	0	0	0
Undervotes	9			5	4	0	0	0
Contest Totals	570			180	367	23	0	0



## PCT 103

### Comptroller of Public Accounts

Vote For 1

	TOTAL	VOTE %	Election Day	Early Voting	Ballot By Mail	Provisional Ballots	Limited Ballots
REP Glenn Hegar	246	44.57%	76	161	9	0	0
DEM Janet T. Dudding	291	52.72%	88	190	13	0	0
LIB V. Alonzo Echevarria-Garza	15	2.72%	10	5	0	0	0
Total Votes Cast	552	100.00%	174	356	22	0	0
Overvotes	0		0	0	0	0	0
Undervotes	18		6	11	1	0	0
Contest Totals	570		180	367	23	0	0

### Commissioner of the General Land Office

Vote For 1

	TOTAL	VOTE %	Election Day	Early Voting	Ballot By Mail	Provisional Ballots	Limited Ballots
REP Dawn Buckingham	251	45.31%	82	160	9	0	0
DEM Jay Kleberg	287	51.81%	84	190	13	0	0
GRN Alfred Molison, Jr	16	2.89%	9	7	0	0	0
Write-In Totals	0	0.00%	0	0	0	0	0
Total Votes Cast	554	100.00%	175	357	22	0	0
Overvotes	0		0	0	0	0	0
Undervotes	16		5	10	1	0	0
Contest Totals	570		180	367	23	0	0

### Commissioner of Agriculture

Vote For 1

	TOTAL	VOTE %	Election Day	Early Voting	Ballot By Mail	Provisional Ballots	Limited Ballots
REP Sid Miller	251	45.14%	81	161	9	0	0
DEM Susan Hays	305	54.86%	95	197	13	0	0
Total Votes Cast	556	100.00%	176	358	22	0	0
Overvotes	0		0	0	0	0	0
Undervotes	14		4	9	1	0	0
Contest Totals	570		180	367	23	0	0

### Railroad Commissioner

Vote For 1

	TOTAL	VOTE %	Election Day	Early Voting	Ballot By Mail	Provisional Ballots	Limited Ballots
REP Wayne Christian	245	43.99%	79	157	9	0	0
DEM Luke Warford	282	50.63%	82	187	13	0	0
LIB Jaime Andres Diez	20	3.59%	10	10	0	0	0
GRN Hunter Wayne Crow	10	1.80%	5	5	0	0	0
Total Votes Cast	557	100.00%	176	359	22	0	0
Overvotes	0		0	0	0	0	0
Undervotes	13		4	8	1	0	0
Contest Totals	570		180	367	23	0	0

## PCT 103

### Justice, Supreme Court, Place 3

Vote For 1

	TOTAL	VOTE %		Election Day	Early Voting	Ballot By Mail	Provisional Ballots	Limited Ballots
REP Debra Lehrmann	245	43.91%	<div style="width: 43.91%;"><div style="width: 43.91%;"></div></div>	81	155	9	0	0
DEM Erin A. Nowell	305	54.66%	<div style="width: 54.66%;"><div style="width: 54.66%;"></div></div>	89	203	13	0	0
LIB Thomas Edward Oxford	8	1.43%	<div style="width: 1.43%;"><div style="width: 1.43%;"></div></div>	6	2	0	0	0
Total Votes Cast	558	100.00%	<div style="width: 100%;"><div style="width: 100%;"></div></div>	176	360	22	0	0
Overvotes	0			0	0	0	0	0
Undervotes	12			4	7	1	0	0
Contest Totals	570			180	367	23	0	0

### Justice, Supreme Court, Place 5

Vote For 1

	TOTAL	VOTE %		Election Day	Early Voting	Ballot By Mail	Provisional Ballots	Limited Ballots
REP Rebeca Huddle	247	44.75%	<div style="width: 44.75%;"><div style="width: 44.75%;"></div></div>	82	156	9	0	0
DEM Amanda Reichel	305	55.25%	<div style="width: 55.25%;"><div style="width: 55.25%;"></div></div>	92	200	13	0	0
Total Votes Cast	552	100.00%	<div style="width: 100%;"><div style="width: 100%;"></div></div>	174	356	22	0	0
Overvotes	0			0	0	0	0	0
Undervotes	18			6	11	1	0	0
Contest Totals	570			180	367	23	0	0

### Justice, Supreme Court, Place 9

Vote For 1

	TOTAL	VOTE %		Election Day	Early Voting	Ballot By Mail	Provisional Ballots	Limited Ballots
REP Evan Young	243	44.34%	<div style="width: 44.34%;"><div style="width: 44.34%;"></div></div>	79	155	9	0	0
DEM Julia Maldonado	305	55.66%	<div style="width: 55.66%;"><div style="width: 55.66%;"></div></div>	93	199	13	0	0
Total Votes Cast	548	100.00%	<div style="width: 100%;"><div style="width: 100%;"></div></div>	172	354	22	0	0
Overvotes	0			0	0	0	0	0
Undervotes	22			8	13	1	0	0
Contest Totals	570			180	367	23	0	0

### Judge, Court of Criminal Appeals, Place 5

Vote For 1

	TOTAL	VOTE %		Election Day	Early Voting	Ballot By Mail	Provisional Ballots	Limited Ballots
REP Scott Walker	242	44.40%	<div style="width: 44.40%;"><div style="width: 44.40%;"></div></div>	79	153	10	0	0
DEM Dana Huffman	303	55.60%	<div style="width: 55.60%;"><div style="width: 55.60%;"></div></div>	93	198	12	0	0
Total Votes Cast	545	100.00%	<div style="width: 100%;"><div style="width: 100%;"></div></div>	172	351	22	0	0
Overvotes	0			0	0	0	0	0
Undervotes	25			8	16	1	0	0
Contest Totals	570			180	367	23	0	0

## PCT 103

### Judge, Court of Criminal Appeals, Place 6

Vote For 1

	TOTAL	VOTE %		Election Day	Early Voting	Ballot By Mail	Provisional Ballots	Limited Ballots
REP Jesse F. McClure, III	244	44.61%	<div style="width: 44.61%;"><div style="width: 44.61%;"></div></div>	78	157	9	0	0
DEM Robert Johnson	303	55.39%	<div style="width: 55.39%;"><div style="width: 55.39%;"></div></div>	94	196	13	0	0
Total Votes Cast	547	100.00%	<div style="width: 100.00%;"><div style="width: 100.00%;"></div></div>	172	353	22	0	0
Overvotes	0			0	0	0	0	0
Undervotes	23			8	14	1	0	0
Contest Totals	570			180	367	23	0	0

### Member, State Board of Education, District 12 CCD

Vote For 1

	TOTAL	VOTE %		Election Day	Early Voting	Ballot By Mail	Provisional Ballots	Limited Ballots
REP Pam Little	243	44.26%	<div style="width: 44.26%;"><div style="width: 44.26%;"></div></div>	73	161	9	0	0
DEM Alex Cornwallis	288	52.46%	<div style="width: 52.46%;"><div style="width: 52.46%;"></div></div>	85	190	13	0	0
LIB Christy Mowrey	18	3.28%	<div style="width: 3.28%;"><div style="width: 3.28%;"></div></div>	14	4	0	0	0
Write-In Totals	0	0.00%	<div style="width: 0.00%;"><div style="width: 0.00%;"></div></div>	0	0	0	0	0
Total Votes Cast	549	100.00%	<div style="width: 100.00%;"><div style="width: 100.00%;"></div></div>	172	355	22	0	0
Overvotes	0			0	0	0	0	0
Undervotes	21			8	12	1	0	0
Contest Totals	570			180	367	23	0	0

### State Senator, District 8

Vote For 1

	TOTAL	VOTE %		Election Day	Early Voting	Ballot By Mail	Provisional Ballots	Limited Ballots
REP Angela Paxton	237	43.01%	<div style="width: 43.01%;"><div style="width: 43.01%;"></div></div>	73	155	9	0	0
DEM Jonathan Cocks	295	53.54%	<div style="width: 53.54%;"><div style="width: 53.54%;"></div></div>	88	194	13	0	0
LIB Edward Kless	19	3.45%	<div style="width: 3.45%;"><div style="width: 3.45%;"></div></div>	10	8	1	0	0
Total Votes Cast	551	100.00%	<div style="width: 100.00%;"><div style="width: 100.00%;"></div></div>	171	357	23	0	0
Overvotes	0			0	0	0	0	0
Undervotes	19			9	10	0	0	0
Contest Totals	570			180	367	23	0	0

### State Representative, District 33




Vote For 1

	TOTAL	VOTE %		Election Day	Early Voting	Ballot By Mail	Provisional Ballots	Limited Ballots
REP Justin Holland	246	45.14%	<div style="width: 45.14%;"><div style="width: 45.14%;"></div></div>	80	157	9	0	0
DEM Graeson Lynskey	299	54.86%	<div style="width: 54.86%;"><div style="width: 54.86%;"></div></div>	92	194	13	0	0
Total Votes Cast	545	100.00%	<div style="width: 100.00%;"><div style="width: 100.00%;"></div></div>	172	351	22	0	0
Overvotes	0			0	0	0	0	0
Undervotes	25			8	16	1	0	0
Contest Totals	570			180	367	23	0	0

## PCT 103




### Justice, 5th Court of Appeals District, Place 4

Vote For 1

	TOTAL	VOTE %		Election Day	Early Voting	Ballot By Mail	Provisional Ballots	Limited Ballots
REP Emily A. Miskel	251	45.80%		82	160	9	0	0
DEM Maricela Moore	297	54.20%		90	194	13	0	0
Total Votes Cast	548	100.00%		172	354	22	0	0
Overvotes	0			0	0	0	0	0
Undervotes	22			8	13	1	0	0
Contest Totals	570			180	367	23	0	0




### Justice, 5th Court of Appeals District, Place 7

Vote For 1

	TOTAL	VOTE %		Election Day	Early Voting	Ballot By Mail	Provisional Ballots	Limited Ballots
REP Kristina Williams	246	45.22%		80	157	9	0	0
DEM Nancy Kennedy	298	54.78%		91	194	13	0	0
Total Votes Cast	544	100.00%		171	351	22	0	0
Overvotes	0			0	0	0	0	0
Undervotes	26			9	16	1	0	0
Contest Totals	570			180	367	23	0	0




### County Judge CCD

Vote For 1

	TOTAL	VOTE %		Election Day	Early Voting	Ballot By Mail	Provisional Ballots	Limited Ballots
REP Chris Hill	249	45.36%		78	162	9	0	0
DEM Joshua Murray	300	54.64%		94	193	13	0	0
Total Votes Cast	549	100.00%		172	355	22	0	0
Overvotes	0			0	0	0	0	0
Undervotes	21			8	12	1	0	0
Contest Totals	570			180	367	23	0	0

### District Clerk CCD

Vote For 1

	TOTAL	VOTE %		Election Day	Early Voting	Ballot By Mail	Provisional Ballots	Limited Ballots
REP Mike Gould	252	46.07%		80	163	9	0	0
DEM David Brignac	295	53.93%		91	191	13	0	0
Total Votes Cast	547	100.00%		171	354	22	0	0
Overvotes	0			0	0	0	0	0
Undervotes	23			9	13	1	0	0
Contest Totals	570			180	367	23	0	0

## PCT 103

### Justice of the Peace, Precinct 3

Vote For 1

	TOTAL	VOTE %		Election Day	Early Voting	Ballot By Mail	Provisional Ballots	Limited Ballots
REP Mike Missildine	251	45.72%	<div style="width: 45.72%;"><div style="width: 45.72%;"></div></div>	80	162	9	0	0
DEM Irvin Lynn Barrett	298	54.28%	<div style="width: 54.28%;"><div style="width: 54.28%;"></div></div>	92	193	13	0	0
Total Votes Cast	549	100.00%	<div style="width: 100.00%;"><div style="width: 100.00%;"></div></div>	172	355	22	0	0
Overvotes	0			0	0	0	0	0
Undervotes	21			8	12	1	0	0
Contest Totals	570			180	367	23	0	0

### Plano ISD - Proposition A

Vote For 1

	TOTAL	VOTE %		Election Day	Early Voting	Ballot By Mail	Provisional Ballots	Limited Ballots
For	263	50.19%	<div style="width: 50.19%;"><div style="width: 50.19%;"></div></div>	75	177	11	0	0
Against	261	49.81%	<div style="width: 49.81%;"><div style="width: 49.81%;"></div></div>	82	171	8	0	0
Total Votes Cast	524	100.00%	<div style="width: 100.00%;"><div style="width: 100.00%;"></div></div>	157	348	19	0	0
Overvotes	0			0	0	0	0	0
Undervotes	46			23	19	4	0	0
Contest Totals	570			180	367	23	0	0

### Plano ISD - Proposition B

Vote For 1

	TOTAL	VOTE %		Election Day	Early Voting	Ballot By Mail	Provisional Ballots	Limited Ballots
For	290	54.72%	<div style="width: 54.72%;"><div style="width: 54.72%;"></div></div>	85	193	12	0	0
Against	240	45.28%	<div style="width: 45.28%;"><div style="width: 45.28%;"></div></div>	75	155	10	0	0
Total Votes Cast	530	100.00%	<div style="width: 100.00%;"><div style="width: 100.00%;"></div></div>	160	348	22	0	0
Overvotes	0			0	0	0	0	0
Undervotes	40			20	19	1	0	0
Contest Totals	570			180	367	23	0	0

### Plano ISD - Proposition C




Vote For 1

	TOTAL	VOTE %		Election Day	Early Voting	Ballot By Mail	Provisional Ballots	Limited Ballots
For	294	55.68%	<div style="width: 55.68%;"><div style="width: 55.68%;"></div></div>	85	196	13	0	0
Against	234	44.32%	<div style="width: 44.32%;"><div style="width: 44.32%;"></div></div>	73	153	8	0	0
Total Votes Cast	528	100.00%	<div style="width: 100.00%;"><div style="width: 100.00%;"></div></div>	158	349	21	0	0
Overvotes	0			0	0	0	0	0
Undervotes	42			22	18	2	0	0
Contest Totals	570			180	367	23	0	0

## PCT 103




### Plano ISD - Proposition D

Vote For 1

	TOTAL	VOTE %		Election Day	Early Voting	Ballot By Mail	Provisional Ballots	Limited Ballots
For	260	49.43%		76	176	8	0	0
Against	266	50.57%		81	172	13	0	0
Total Votes Cast	526	100.00%		157	348	21	0	0
Overvotes	0			0	0	0	0	0
Undervotes	44			23	19	2	0	0
Contest Totals	570			180	367	23	0	0

### Plano ISD - Proposition E

Vote For 1

	TOTAL	VOTE %		Election Day	Early Voting	Ballot By Mail	Provisional Ballots	Limited Ballots
For	237	44.80%		68	163	6	0	0
Against	292	55.20%		90	188	14	0	0
Total Votes Cast	529	100.00%		158	351	20	0	0
Overvotes	0			0	0	0	0	0
Undervotes	41			22	16	3	0	0
Contest Totals	570			180	367	23	0	0

## PCT 104

### U. S. Representative, District 4

Vote For 1

	TOTAL	VOTE %	Election Day	Early Voting	Ballot By Mail	Provisional Ballots	Limited Ballots
REP Pat Fallon	274	32.74%	90	179	5	0	0
DEM Iro Omere	537	64.16%	162	357	18	0	0
LIB John Simmons	26	3.11%	9	17	0	0	0
Total Votes Cast	837	100.00%	261	553	23	0	0
Overvotes	0		0	0	0	0	0
Undervotes	10		6	4	0	0	0
Contest Totals	847		267	557	23	0	0

### Governor

Vote For 1

	TOTAL	VOTE %	Election Day	Early Voting	Ballot By Mail	Provisional Ballots	Limited Ballots
REP Greg Abbott	264	31.24%	85	174	5	0	0
DEM Beto O'Rourke	574	67.93%	177	379	18	0	0
LIB Mark Tippetts	6	0.71%	3	3	0	0	0
GRN Delilah Barrios	1	0.12%	1	0	0	0	0
Write-In Totals	0	0.00%	0	0	0	0	0
Total Votes Cast	845	100.00%	266	556	23	0	0
Overvotes	0		0	0	0	0	0
Undervotes	2		1	1	0	0	0
Contest Totals	847		267	557	23	0	0

### Lieutenant Governor

Vote For 1

	TOTAL	VOTE %	Election Day	Early Voting	Ballot By Mail	Provisional Ballots	Limited Ballots
REP Dan Patrick	252	29.96%	83	164	5	0	0
DEM Mike Collier	563	66.94%	168	378	17	0	0
LIB Shanna Steele	26	3.09%	12	13	1	0	0
Total Votes Cast	841	100.00%	263	555	23	0	0
Overvotes	0		0	0	0	0	0
Undervotes	6		4	2	0	0	0
Contest Totals	847		267	557	23	0	0

### Attorney General

Vote For 1

	TOTAL	VOTE %	Election Day	Early Voting	Ballot By Mail	Provisional Ballots	Limited Ballots
REP Ken Paxton	251	29.99%	84	162	5	0	0
DEM Rochelle Mercedes Garza	561	67.03%	167	376	18	0	0
LIB Mark Ash	25	2.99%	11	14	0	0	0
Total Votes Cast	837	100.00%	262	552	23	0	0
Overvotes	0		0	0	0	0	0
Undervotes	10		5	5	0	0	0
Contest Totals	847		267	557	23	0	0

## PCT 104

### Comptroller of Public Accounts

Vote For 1

	TOTAL	VOTE %	Election Day	Early Voting	Ballot By Mail	Provisional Ballots	Limited Ballots
REP Glenn Hegar	284	33.93%	93	186	5	0	0
DEM Janet T. Dudding	529	63.20%	161	351	17	0	0
LIB V. Alonzo Echevarria-Garza	24	2.87%	8	15	1	0	0
Total Votes Cast	837	100.00%	262	552	23	0	0
Overvotes	0		0	0	0	0	0
Undervotes	10		5	5	0	0	0
Contest Totals	847		267	557	23	0	0

### Commissioner of the General Land Office

Vote For 1

	TOTAL	VOTE %	Election Day	Early Voting	Ballot By Mail	Provisional Ballots	Limited Ballots
REP Dawn Buckingham	283	33.93%	89	187	7	0	0
DEM Jay Kleberg	531	63.67%	164	351	16	0	0
GRN Alfred Molison, Jr	20	2.40%	8	12	0	0	0
Write-In Totals	0	0.00%	0	0	0	0	0
Total Votes Cast	834	100.00%	261	550	23	0	0
Overvotes	0		0	0	0	0	0
Undervotes	13		6	7	0	0	0
Contest Totals	847		267	557	23	0	0

### Commissioner of Agriculture

Vote For 1

	TOTAL	VOTE %	Election Day	Early Voting	Ballot By Mail	Provisional Ballots	Limited Ballots
REP Sid Miller	279	33.45%	90	184	5	0	0
DEM Susan Hays	555	66.55%	170	367	18	0	0
Total Votes Cast	834	100.00%	260	551	23	0	0
Overvotes	0		0	0	0	0	0
Undervotes	13		7	6	0	0	0
Contest Totals	847		267	557	23	0	0

### Railroad Commissioner

Vote For 1

	TOTAL	VOTE %	Election Day	Early Voting	Ballot By Mail	Provisional Ballots	Limited Ballots
REP Wayne Christian	271	32.61%	85	180	6	0	0
DEM Luke Warford	524	63.06%	163	345	16	0	0
LIB Jaime Andres Diez	24	2.89%	9	14	1	0	0
GRN Hunter Wayne Crow	12	1.44%	3	9	0	0	0
Total Votes Cast	831	100.00%	260	548	23	0	0
Overvotes	0		0	0	0	0	0
Undervotes	16		7	9	0	0	0
Contest Totals	847		267	557	23	0	0



## PCT 104

### Justice, Supreme Court, Place 3

Vote For 1

	TOTAL	VOTE %	Election Day	Early Voting	Ballot By Mail	Provisional Ballots	Limited Ballots
REP Debra Lehrmann	277	33.70%	89	183	5	0	0
DEM Erin A. Nowell	525	63.87%	159	350	16	0	0
LIB Thomas Edward Oxford	20	2.43%	9	9	2	0	0
Total Votes Cast	822	100.00%	257	542	23	0	0
Overvotes	0		0	0	0	0	0
Undervotes	25		10	15	0	0	0
Contest Totals	847		267	557	23	0	0

### Justice, Supreme Court, Place 5

Vote For 1

	TOTAL	VOTE %	Election Day	Early Voting	Ballot By Mail	Provisional Ballots	Limited Ballots
REP Rebeca Huddle	276	33.66%	88	182	6	0	0
DEM Amanda Reichek	544	66.34%	169	359	16	0	0
Total Votes Cast	820	100.00%	257	541	22	0	0
Overvotes	0		0	0	0	0	0
Undervotes	27		10	16	1	0	0
Contest Totals	847		267	557	23	0	0

### Justice, Supreme Court, Place 9

Vote For 1

	TOTAL	VOTE %	Election Day	Early Voting	Ballot By Mail	Provisional Ballots	Limited Ballots
REP Evan Young	271	33.01%	88	177	6	0	0
DEM Julia Maldonado	550	66.99%	168	365	17	0	0
Total Votes Cast	821	100.00%	256	542	23	0	0
Overvotes	0		0	0	0	0	0
Undervotes	26		11	15	0	0	0
Contest Totals	847		267	557	23	0	0

### Judge, Court of Criminal Appeals, Place 5




Vote For 1

	TOTAL	VOTE %	Election Day	Early Voting	Ballot By Mail	Provisional Ballots	Limited Ballots
REP Scott Walker	271	33.05%	89	176	6	0	0
DEM Dana Huffman	549	66.95%	167	365	17	0	0
Total Votes Cast	820	100.00%	256	541	23	0	0
Overvotes	0		0	0	0	0	0
Undervotes	27		11	16	0	0	0
Contest Totals	847		267	557	23	0	0

## PCT 104






### Judge, Court of Criminal Appeals, Place 6

Vote For 1

	TOTAL	VOTE %		Election Day	Early Voting	Ballot By Mail	Provisional Ballots	Limited Ballots
REP Jesse F. McClure, III	274	33.66%		89	179	6	0	0
DEM Robert Johnson	540	66.34%		164	359	17	0	0
Total Votes Cast	814	100.00%		253	538	23	0	0
Overvotes	0			0	0	0	0	0
Undervotes	33			14	19	0	0	0
Contest Totals	847			267	557	23	0	0




### Member, State Board of Education, District 12 CCD

Vote For 1

	TOTAL	VOTE %		Election Day	Early Voting	Ballot By Mail	Provisional Ballots	Limited Ballots
REP Pam Little	267	32.60%		85	177	5	0	0
DEM Alex Cornwallis	524	63.98%		159	347	18	0	0
LIB Christy Mowrey	28	3.42%		11	17	0	0	0
Write-In Totals	0	0.00%		0	0	0	0	0
Total Votes Cast	819	100.00%		255	541	23	0	0
Overvotes	0			0	0	0	0	0
Undervotes	28			12	16	0	0	0
Contest Totals	847			267	557	23	0	0




### State Senator, District 2

Vote For 1

	TOTAL	VOTE %		Election Day	Early Voting	Ballot By Mail	Provisional Ballots	Limited Ballots
REP Bob Hall	274	33.58%		89	179	6	0	0
DEM Prince S. Giador	542	66.42%		165	360	17	0	0
Total Votes Cast	816	100.00%		254	539	23	0	0
Overvotes	0			0	0	0	0	0
Undervotes	31			13	18	0	0	0
Contest Totals	847			267	557	23	0	0

### State Representative, District 70

Vote For 1

	TOTAL	VOTE %		Election Day	Early Voting	Ballot By Mail	Provisional Ballots	Limited Ballots
REP Jamee Jolly	275	33.62%		88	181	6	0	0
DEM Mihaela Elizabeth Plesa	543	66.38%		167	359	17	0	0
Total Votes Cast	818	100.00%		255	540	23	0	0
Overvotes	0			0	0	0	0	0
Undervotes	29			12	17	0	0	0
Contest Totals	847			267	557	23	0	0

## PCT 104

### Justice, 5th Court of Appeals District, Place 4

Vote For 1

	TOTAL	VOTE %	Election Day	Early Voting	Ballot By Mail	Provisional Ballots	Limited Ballots
REP Emily A. Miskel	275	33.70%	90	180	5	0	0
DEM Maricela Moore	541	66.30%	164	359	18	0	0
Total Votes Cast	816	100.00%	254	539	23	0	0
Overvotes	0		0	0	0	0	0
Undervotes	31		13	18	0	0	0
Contest Totals	847		267	557	23	0	0

### Justice, 5th Court of Appeals District, Place 7

Vote For 1

	TOTAL	VOTE %	Election Day	Early Voting	Ballot By Mail	Provisional Ballots	Limited Ballots
REP Kristina Williams	273	33.46%	89	179	5	0	0
DEM Nancy Kennedy	543	66.54%	166	359	18	0	0
Total Votes Cast	816	100.00%	255	538	23	0	0
Overvotes	0		0	0	0	0	0
Undervotes	31		12	19	0	0	0
Contest Totals	847		267	557	23	0	0

### County Judge CCD

Vote For 1

	TOTAL	VOTE %	Election Day	Early Voting	Ballot By Mail	Provisional Ballots	Limited Ballots
REP Chris Hill	274	33.37%	91	178	5	0	0
DEM Joshua Murray	547	66.63%	165	364	18	0	0
Total Votes Cast	821	100.00%	256	542	23	0	0
Overvotes	0		0	0	0	0	0
Undervotes	26		11	15	0	0	0
Contest Totals	847		267	557	23	0	0

### District Clerk CCD

Vote For 1

	TOTAL	VOTE %	Election Day	Early Voting	Ballot By Mail	Provisional Ballots	Limited Ballots
REP Mike Gould	276	33.74%	90	180	6	0	0
DEM David Brignac	542	66.26%	166	359	17	0	0
Total Votes Cast	818	100.00%	256	539	23	0	0
Overvotes	0		0	0	0	0	0
Undervotes	29		11	18	0	0	0
Contest Totals	847		267	557	23	0	0

## PCT 104

### County Commissioner, Precinct 4

Vote For 1

	TOTAL	VOTE %	Election Day	Early Voting	Ballot By Mail	Provisional Ballots	Limited Ballots
REP Duncan Webb	285	34.80%	95	185	5	0	0
DEM Jeffrey Williams	534	65.20%	161	356	17	0	0
Total Votes Cast	819	100.00%	256	541	22	0	0
Overvotes	0		0	0	0	0	0
Undervotes	28		11	16	1	0	0
Contest Totals	847		267	557	23	0	0

### Justice of the Peace, Precinct 3

Vote For 1

	TOTAL	VOTE %	Election Day	Early Voting	Ballot By Mail	Provisional Ballots	Limited Ballots
REP Mike Missildine	275	33.50%	90	180	5	0	0
DEM Irvin Lynn Barrett	546	66.50%	167	361	18	0	0
Total Votes Cast	821	100.00%	257	541	23	0	0
Overvotes	0		0	0	0	0	0
Undervotes	26		10	16	0	0	0
Contest Totals	847		267	557	23	0	0

### Dallas, City of - Proposition A

Vote For 1

	TOTAL	VOTE %	Election Day	Early Voting	Ballot By Mail	Provisional Ballots	Limited Ballots
For	528	67.52%	147	364	17	0	0
Against	254	32.48%	100	151	3	0	0
Total Votes Cast	782	100.00%	247	515	20	0	0
Overvotes	0		0	0	0	0	0
Undervotes	65		20	42	3	0	0
Contest Totals	847		267	557	23	0	0

### Plano ISD - Proposition A

Vote For 1

	TOTAL	VOTE %	Election Day	Early Voting	Ballot By Mail	Provisional Ballots	Limited Ballots
For	420	53.92%	117	292	11	0	0
Against	359	46.08%	128	225	6	0	0
Total Votes Cast	779	100.00%	245	517	17	0	0
Overvotes	0		0	0	0	0	0
Undervotes	68		22	40	6	0	0
Contest Totals	847		267	557	23	0	0

## PCT 104

### Plano ISD - Proposition B

Vote For 1

	TOTAL	VOTE %		Election Day	Early Voting	Ballot By Mail	Provisional Ballots	Limited Ballots
For	497	63.31%		142	341	14	0	0
Against	288	36.69%		107	176	5	0	0
Total Votes Cast	785	100.00%		249	517	19	0	0
Overvotes	0			0	0	0	0	0
Undervotes	62			18	40	4	0	0
Contest Totals	847			267	557	23	0	0

### Plano ISD - Proposition C

Vote For 1

	TOTAL	VOTE %		Election Day	Early Voting	Ballot By Mail	Provisional Ballots	Limited Ballots
For	488	62.97%		151	324	13	0	0
Against	287	37.03%		94	187	6	0	0
Total Votes Cast	775	100.00%		245	511	19	0	0
Overvotes	0			0	0	0	0	0
Undervotes	72			22	46	4	0	0
Contest Totals	847			267	557	23	0	0

### Plano ISD - Proposition D

Vote For 1

	TOTAL	VOTE %		Election Day	Early Voting	Ballot By Mail	Provisional Ballots	Limited Ballots
For	451	57.97%		142	297	12	0	0
Against	327	42.03%		105	215	7	0	0
Total Votes Cast	778	100.00%		247	512	19	0	0
Overvotes	0			0	0	0	0	0
Undervotes	69			20	45	4	0	0
Contest Totals	847			267	557	23	0	0

### Plano ISD - Proposition E

Vote For 1

	TOTAL	VOTE %		Election Day	Early Voting	Ballot By Mail	Provisional Ballots	Limited Ballots
For	369	48.05%		111	247	11	0	0
Against	399	51.95%		133	258	8	0	0
Total Votes Cast	768	100.00%		244	505	19	0	0
Overvotes	0			0	0	0	0	0
Undervotes	79			23	52	4	0	0
Contest Totals	847			267	557	23	0	0

## PCT 105

### U. S. Representative, District 4

Vote For 1

	TOTAL	VOTE %		Election Day	Early Voting	Ballot By Mail	Provisional Ballots	Limited Ballots
REP Pat Fallon	2	50.00%	<div style="width: 50%;"><div style="width: 50%;"></div></div>	0	2	0	0	0
DEM Iro Omere	2	50.00%	<div style="width: 50%;"><div style="width: 50%;"></div></div>	0	2	0	0	0
LIB John Simmons	0	0.00%	<div style="width: 0%;"><div style="width: 0%;"></div></div>	0	0	0	0	0
Total Votes Cast	4	100.00%	<div style="width: 100%;"><div style="width: 100%;"></div></div>	0	4	0	0	0
Overvotes	0			0	0	0	0	0
Undervotes	0			0	0	0	0	0
Contest Totals	4			0	4	0	0	0

### Governor

Vote For 1

	TOTAL	VOTE %		Election Day	Early Voting	Ballot By Mail	Provisional Ballots	Limited Ballots
REP Greg Abbott	2	50.00%	<div style="width: 50%;"><div style="width: 50%;"></div></div>	0	2	0	0	0
DEM Beto O'Rourke	2	50.00%	<div style="width: 50%;"><div style="width: 50%;"></div></div>	0	2	0	0	0
LIB Mark Tippetts	0	0.00%	<div style="width: 0%;"><div style="width: 0%;"></div></div>	0	0	0	0	0
GRN Delilah Barrios	0	0.00%	<div style="width: 0%;"><div style="width: 0%;"></div></div>	0	0	0	0	0
Write-In Totals	0	0.00%	<div style="width: 0%;"><div style="width: 0%;"></div></div>	0	0	0	0	0
Total Votes Cast	4	100.00%	<div style="width: 100%;"><div style="width: 100%;"></div></div>	0	4	0	0	0
Overvotes	0			0	0	0	0	0
Undervotes	0			0	0	0	0	0
Contest Totals	4			0	4	0	0	0

### Lieutenant Governor

Vote For 1

	TOTAL	VOTE %		Election Day	Early Voting	Ballot By Mail	Provisional Ballots	Limited Ballots
REP Dan Patrick	2	50.00%	<div style="width: 50%;"><div style="width: 50%;"></div></div>	0	2	0	0	0
DEM Mike Collier	2	50.00%	<div style="width: 50%;"><div style="width: 50%;"></div></div>	0	2	0	0	0
LIB Shanna Steele	0	0.00%	<div style="width: 0%;"><div style="width: 0%;"></div></div>	0	0	0	0	0
Total Votes Cast	4	100.00%	<div style="width: 100%;"><div style="width: 100%;"></div></div>	0	4	0	0	0
Overvotes	0			0	0	0	0	0
Undervotes	0			0	0	0	0	0
Contest Totals	4			0	4	0	0	0

### Attorney General

Vote For 1

	TOTAL	VOTE %		Election Day	Early Voting	Ballot By Mail	Provisional Ballots	Limited Ballots
REP Ken Paxton	2	50.00%	<div style="width: 50%;"><div style="width: 50%;"></div></div>	0	2	0	0	0
DEM Rochelle Mercedes Garza	2	50.00%	<div style="width: 50%;"><div style="width: 50%;"></div></div>	0	2	0	0	0
LIB Mark Ash	0	0.00%	<div style="width: 0%;"><div style="width: 0%;"></div></div>	0	0	0	0	0
Total Votes Cast	4	100.00%	<div style="width: 100%;"><div style="width: 100%;"></div></div>	0	4	0	0	0
Overvotes	0			0	0	0	0	0
Undervotes	0			0	0	0	0	0
Contest Totals	4			0	4	0	0	0

## PCT 105

### Comptroller of Public Accounts

Vote For 1

	TOTAL	VOTE %		Election Day	Early Voting	Ballot By Mail	Provisional Ballots	Limited Ballots
REP Glenn Hegar	2	50.00%	<div style="width: 50%;"><div style="width: 50%;"></div></div>	0	2	0	0	0
DEM Janet T. Dudding	2	50.00%	<div style="width: 50%;"><div style="width: 50%;"></div></div>	0	2	0	0	0
LIB V. Alonzo Echevarria-Garza	0	0.00%	<div style="width: 0%;"><div style="width: 0%;"></div></div>	0	0	0	0	0
Total Votes Cast	4	100.00%	<div style="width: 100%;"><div style="width: 100%;"></div></div>	0	4	0	0	0
Overvotes	0			0	0	0	0	0
Undervotes	0			0	0	0	0	0
Contest Totals	4			0	4	0	0	0

### Commissioner of the General Land Office

Vote For 1

	TOTAL	VOTE %		Election Day	Early Voting	Ballot By Mail	Provisional Ballots	Limited Ballots
REP Dawn Buckingham	2	50.00%	<div style="width: 50%;"><div style="width: 50%;"></div></div>	0	2	0	0	0
DEM Jay Kleberg	2	50.00%	<div style="width: 50%;"><div style="width: 50%;"></div></div>	0	2	0	0	0
GRN Alfred Molison, Jr	0	0.00%	<div style="width: 0%;"><div style="width: 0%;"></div></div>	0	0	0	0	0
Write-In Totals	0	0.00%	<div style="width: 0%;"><div style="width: 0%;"></div></div>	0	0	0	0	0
Total Votes Cast	4	100.00%	<div style="width: 100%;"><div style="width: 100%;"></div></div>	0	4	0	0	0
Overvotes	0			0	0	0	0	0
Undervotes	0			0	0	0	0	0
Contest Totals	4			0	4	0	0	0

### Commissioner of Agriculture

Vote For 1

	TOTAL	VOTE %		Election Day	Early Voting	Ballot By Mail	Provisional Ballots	Limited Ballots
REP Sid Miller	2	50.00%	<div style="width: 50%;"><div style="width: 50%;"></div></div>	0	2	0	0	0
DEM Susan Hays	2	50.00%	<div style="width: 50%;"><div style="width: 50%;"></div></div>	0	2	0	0	0
Total Votes Cast	4	100.00%	<div style="width: 100%;"><div style="width: 100%;"></div></div>	0	4	0	0	0
Overvotes	0			0	0	0	0	0
Undervotes	0			0	0	0	0	0
Contest Totals	4			0	4	0	0	0

### Railroad Commissioner

Vote For 1

	TOTAL	VOTE %		Election Day	Early Voting	Ballot By Mail	Provisional Ballots	Limited Ballots
REP Wayne Christian	2	50.00%	<div style="width: 50%;"><div style="width: 50%;"></div></div>	0	2	0	0	0
DEM Luke Warford	2	50.00%	<div style="width: 50%;"><div style="width: 50%;"></div></div>	0	2	0	0	0
LIB Jaime Andres Diez	0	0.00%	<div style="width: 0%;"><div style="width: 0%;"></div></div>	0	0	0	0	0
GRN Hunter Wayne Crow	0	0.00%	<div style="width: 0%;"><div style="width: 0%;"></div></div>	0	0	0	0	0
Total Votes Cast	4	100.00%	<div style="width: 100%;"><div style="width: 100%;"></div></div>	0	4	0	0	0
Overvotes	0			0	0	0	0	0
Undervotes	0			0	0	0	0	0
Contest Totals	4			0	4	0	0	0

## PCT 105

### Justice, Supreme Court, Place 3

Vote For 1

	TOTAL	VOTE %		Election Day	Early Voting	Ballot By Mail	Provisional Ballots	Limited Ballots
REP Debra Lehrmann	2	50.00%	<div style="width: 50%;"><div style="width: 50%;"></div></div>	0	2	0	0	0
DEM Erin A. Nowell	2	50.00%	<div style="width: 50%;"><div style="width: 50%;"></div></div>	0	2	0	0	0
LIB Thomas Edward Oxford	0	0.00%	<div style="width: 0%;"><div style="width: 0%;"></div></div>	0	0	0	0	0
Total Votes Cast	4	100.00%	<div style="width: 100%;"><div style="width: 100%;"></div></div>	0	4	0	0	0
Overvotes	0			0	0	0	0	0
Undervotes	0			0	0	0	0	0
Contest Totals	4			0	4	0	0	0

### Justice, Supreme Court, Place 5

Vote For 1

	TOTAL	VOTE %		Election Day	Early Voting	Ballot By Mail	Provisional Ballots	Limited Ballots
REP Rebeca Huddle	2	50.00%	<div style="width: 50%;"><div style="width: 50%;"></div></div>	0	2	0	0	0
DEM Amanda Reichel	2	50.00%	<div style="width: 50%;"><div style="width: 50%;"></div></div>	0	2	0	0	0
Total Votes Cast	4	100.00%	<div style="width: 100%;"><div style="width: 100%;"></div></div>	0	4	0	0	0
Overvotes	0			0	0	0	0	0
Undervotes	0			0	0	0	0	0
Contest Totals	4			0	4	0	0	0

### Justice, Supreme Court, Place 9

Vote For 1

	TOTAL	VOTE %		Election Day	Early Voting	Ballot By Mail	Provisional Ballots	Limited Ballots
REP Evan Young	2	50.00%	<div style="width: 50%;"><div style="width: 50%;"></div></div>	0	2	0	0	0
DEM Julia Maldonado	2	50.00%	<div style="width: 50%;"><div style="width: 50%;"></div></div>	0	2	0	0	0
Total Votes Cast	4	100.00%	<div style="width: 100%;"><div style="width: 100%;"></div></div>	0	4	0	0	0
Overvotes	0			0	0	0	0	0
Undervotes	0			0	0	0	0	0
Contest Totals	4			0	4	0	0	0

### Judge, Court of Criminal Appeals, Place 5

Vote For 1




	TOTAL	VOTE %		Election Day	Early Voting	Ballot By Mail	Provisional Ballots	Limited Ballots
REP Scott Walker	2	50.00%	<div style="width: 50%;"><div style="width: 50%;"></div></div>	0	2	0	0	0
DEM Dana Huffman	2	50.00%	<div style="width: 50%;"><div style="width: 50%;"></div></div>	0	2	0	0	0
Total Votes Cast	4	100.00%	<div style="width: 100%;"><div style="width: 100%;"></div></div>	0	4	0	0	0
Overvotes	0			0	0	0	0	0
Undervotes	0			0	0	0	0	0
Contest Totals	4			0	4	0	0	0



**PCT 105**






**Judge, Court of Criminal Appeals, Place 6**

Vote For 1

	TOTAL	VOTE %		Election Day	Early Voting	Ballot By Mail	Provisional Ballots	Limited Ballots
REP Jesse F. McClure, III	2	50.00%		0	2	0	0	0
DEM Robert Johnson	2	50.00%		0	2	0	0	0
Total Votes Cast	4	100.00%		0	4	0	0	0
Overvotes	0			0	0	0	0	0
Undervotes	0			0	0	0	0	0
Contest Totals	4			0	4	0	0	0





**Member, State Board of Education, District 12 CCD**

Vote For 1

	TOTAL	VOTE %		Election Day	Early Voting	Ballot By Mail	Provisional Ballots	Limited Ballots
REP Pam Little	2	50.00%		0	2	0	0	0
DEM Alex Cornwallis	2	50.00%		0	2	0	0	0
LIB Christy Mowrey	0	0.00%		0	0	0	0	0
Write-In Totals	0	0.00%		0	0	0	0	0
Total Votes Cast	4	100.00%		0	4	0	0	0
Overvotes	0			0	0	0	0	0
Undervotes	0			0	0	0	0	0
Contest Totals	4			0	4	0	0	0




**State Senator, District 8**

Vote For 1

	TOTAL	VOTE %		Election Day	Early Voting	Ballot By Mail	Provisional Ballots	Limited Ballots
REP Angela Paxton	2	50.00%		0	2	0	0	0
DEM Jonathan Cocks	2	50.00%		0	2	0	0	0
LIB Edward Kless	0	0.00%		0	0	0	0	0
Total Votes Cast	4	100.00%		0	4	0	0	0
Overvotes	0			0	0	0	0	0
Undervotes	0			0	0	0	0	0
Contest Totals	4			0	4	0	0	0

**State Representative, District 66**

Vote For 1

	TOTAL	VOTE %		Election Day	Early Voting	Ballot By Mail	Provisional Ballots	Limited Ballots
REP Matt Shaheen	2	50.00%		0	2	0	0	0
DEM Jesse Ringness	2	50.00%		0	2	0	0	0
Total Votes Cast	4	100.00%		0	4	0	0	0
Overvotes	0			0	0	0	0	0
Undervotes	0			0	0	0	0	0
Contest Totals	4			0	4	0	0	0

## PCT 105

### Justice, 5th Court of Appeals District, Place 4

Vote For 1

	TOTAL	VOTE %		Election Day	Early Voting	Ballot By Mail	Provisional Ballots	Limited Ballots
REP Emily A. Miskel	2	50.00%	<div style="width: 50%;"><div style="width: 50%;"></div></div>	0	2	0	0	0
DEM Maricela Moore	2	50.00%	<div style="width: 50%;"><div style="width: 50%;"></div></div>	0	2	0	0	0
Total Votes Cast	4	100.00%	<div style="width: 100%;"><div style="width: 100%;"></div></div>	0	4	0	0	0
Overvotes	0			0	0	0	0	0
Undervotes	0			0	0	0	0	0
Contest Totals	4			0	4	0	0	0

### Justice, 5th Court of Appeals District, Place 7

Vote For 1

	TOTAL	VOTE %		Election Day	Early Voting	Ballot By Mail	Provisional Ballots	Limited Ballots
REP Kristina Williams	2	50.00%	<div style="width: 50%;"><div style="width: 50%;"></div></div>	0	2	0	0	0
DEM Nancy Kennedy	2	50.00%	<div style="width: 50%;"><div style="width: 50%;"></div></div>	0	2	0	0	0
Total Votes Cast	4	100.00%	<div style="width: 100%;"><div style="width: 100%;"></div></div>	0	4	0	0	0
Overvotes	0			0	0	0	0	0
Undervotes	0			0	0	0	0	0
Contest Totals	4			0	4	0	0	0

### County Judge CCD

Vote For 1

	TOTAL	VOTE %		Election Day	Early Voting	Ballot By Mail	Provisional Ballots	Limited Ballots
REP Chris Hill	2	50.00%	<div style="width: 50%;"><div style="width: 50%;"></div></div>	0	2	0	0	0
DEM Joshua Murray	2	50.00%	<div style="width: 50%;"><div style="width: 50%;"></div></div>	0	2	0	0	0
Total Votes Cast	4	100.00%	<div style="width: 100%;"><div style="width: 100%;"></div></div>	0	4	0	0	0
Overvotes	0			0	0	0	0	0
Undervotes	0			0	0	0	0	0
Contest Totals	4			0	4	0	0	0

### District Clerk CCD




Vote For 1

	TOTAL	VOTE %		Election Day	Early Voting	Ballot By Mail	Provisional Ballots	Limited Ballots
REP Mike Gould	2	50.00%	<div style="width: 50%;"><div style="width: 50%;"></div></div>	0	2	0	0	0
DEM David Brignac	2	50.00%	<div style="width: 50%;"><div style="width: 50%;"></div></div>	0	2	0	0	0
Total Votes Cast	4	100.00%	<div style="width: 100%;"><div style="width: 100%;"></div></div>	0	4	0	0	0
Overvotes	0			0	0	0	0	0
Undervotes	0			0	0	0	0	0
Contest Totals	4			0	4	0	0	0

## PCT 105




### County Commissioner, Precinct 4

Vote For 1

	TOTAL	VOTE %		Election Day	Early Voting	Ballot By Mail	Provisional Ballots	Limited Ballots
REP Duncan Webb	2	50.00%		0	2	0	0	0
DEM Jeffrey Williams	2	50.00%		0	2	0	0	0
Total Votes Cast	4	100.00%		0	4	0	0	0
Overvotes	0			0	0	0	0	0
Undervotes	0			0	0	0	0	0
Contest Totals	4			0	4	0	0	0




### Justice of the Peace, Precinct 4

Vote For 1

	TOTAL	VOTE %		Election Day	Early Voting	Ballot By Mail	Provisional Ballots	Limited Ballots
REP Vincent Venegoni	2	50.00%		0	2	0	0	0
DEM Adam Kern	2	50.00%		0	2	0	0	0
Total Votes Cast	4	100.00%		0	4	0	0	0
Overvotes	0			0	0	0	0	0
Undervotes	0			0	0	0	0	0
Contest Totals	4			0	4	0	0	0




### Plano ISD - Proposition A

Vote For 1

	TOTAL	VOTE %		Election Day	Early Voting	Ballot By Mail	Provisional Ballots	Limited Ballots
For	2	66.67%		0	2	0	0	0
Against	1	33.33%		0	1	0	0	0
Total Votes Cast	3	100.00%		0	3	0	0	0
Overvotes	0			0	0	0	0	0
Undervotes	1			0	1	0	0	0
Contest Totals	4			0	4	0	0	0

### Plano ISD - Proposition B

Vote For 1

	TOTAL	VOTE %		Election Day	Early Voting	Ballot By Mail	Provisional Ballots	Limited Ballots
For	1	33.33%		0	1	0	0	0
Against	2	66.67%		0	2	0	0	0
Total Votes Cast	3	100.00%		0	3	0	0	0
Overvotes	0			0	0	0	0	0
Undervotes	1			0	1	0	0	0
Contest Totals	4			0	4	0	0	0

## PCT 105

### Plano ISD - Proposition C

Vote For 1

	TOTAL	VOTE %		Election Day	Early Voting	Ballot By Mail	Provisional Ballots	Limited Ballots
For	2	66.67%	<div style="width: 66.67%;"><div style="width: 66.67%;"></div></div>	0	2	0	0	0
Against	1	33.33%	<div style="width: 33.33%;"><div style="width: 33.33%;"></div></div>	0	1	0	0	0
Total Votes Cast	3	100.00%	<div style="width: 100.00%;"><div style="width: 100.00%;"></div></div>	0	3	0	0	0
Overvotes	0			0	0	0	0	0
Undervotes	1			0	1	0	0	0
Contest Totals	4			0	4	0	0	0

### Plano ISD - Proposition D

Vote For 1

	TOTAL	VOTE %		Election Day	Early Voting	Ballot By Mail	Provisional Ballots	Limited Ballots
For	1	33.33%	<div style="width: 33.33%;"><div style="width: 33.33%;"></div></div>	0	1	0	0	0
Against	2	66.67%	<div style="width: 66.67%;"><div style="width: 66.67%;"></div></div>	0	2	0	0	0
Total Votes Cast	3	100.00%	<div style="width: 100.00%;"><div style="width: 100.00%;"></div></div>	0	3	0	0	0
Overvotes	0			0	0	0	0	0
Undervotes	1			0	1	0	0	0
Contest Totals	4			0	4	0	0	0

### Plano ISD - Proposition E

Vote For 1

	TOTAL	VOTE %		Election Day	Early Voting	Ballot By Mail	Provisional Ballots	Limited Ballots
For	1	33.33%	<div style="width: 33.33%;"><div style="width: 33.33%;"></div></div>	0	1	0	0	0
Against	2	66.67%	<div style="width: 66.67%;"><div style="width: 66.67%;"></div></div>	0	2	0	0	0
Total Votes Cast	3	100.00%	<div style="width: 100.00%;"><div style="width: 100.00%;"></div></div>	0	3	0	0	0
Overvotes	0			0	0	0	0	0
Undervotes	1			0	1	0	0	0
Contest Totals	4			0	4	0	0	0

## PCT 106

### U. S. Representative District 3

Vote For 1

	TOTAL	VOTE %	Election Day	Early Voting	Ballot By Mail	Provisional Ballots	Limited Ballots
REP Keith Self	485	48.89%	128	343	13	1	0
DEM Sandeep Srivastava	463	46.67%	94	349	20	0	0
LIB Christopher Claytor	44	4.44%	10	34	0	0	0
Total Votes Cast	992	100.00%	232	726	33	1	0
Overvotes	0		0	0	0	0	0
Undervotes	11		2	9	0	0	0
Contest Totals	1,003		234	735	33	1	0

### Governor

Vote For 1

	TOTAL	VOTE %	Election Day	Early Voting	Ballot By Mail	Provisional Ballots	Limited Ballots
REP Greg Abbott	475	47.50%	124	338	12	1	0
DEM Beto O'Rourke	500	50.00%	105	375	20	0	0
LIB Mark Tippetts	21	2.10%	4	17	0	0	0
GRN Delilah Barrios	4	0.40%	0	4	0	0	0
Write-In Totals	0	0.00%	0	0	0	0	0
Total Votes Cast	1,000	100.00%	233	734	32	1	0
Overvotes	0		0	0	0	0	0
Undervotes	3		1	1	1	0	0
Contest Totals	1,003		234	735	33	1	0

### Lieutenant Governor

Vote For 1

	TOTAL	VOTE %	Election Day	Early Voting	Ballot By Mail	Provisional Ballots	Limited Ballots
REP Dan Patrick	451	45.60%	119	320	11	1	0
DEM Mike Collier	498	50.35%	100	377	21	0	0
LIB Shanna Steele	40	4.04%	11	28	1	0	0
Total Votes Cast	989	100.00%	230	725	33	1	0
Overvotes	0		0	0	0	0	0
Undervotes	14		4	10	0	0	0
Contest Totals	1,003		234	735	33	1	0

### Attorney General

Vote For 1

	TOTAL	VOTE %	Election Day	Early Voting	Ballot By Mail	Provisional Ballots	Limited Ballots
REP Ken Paxton	450	45.69%	125	314	10	1	0
DEM Rochelle Mercedes Garza	484	49.14%	94	371	19	0	0
LIB Mark Ash	51	5.18%	12	38	1	0	0
Total Votes Cast	985	100.00%	231	723	30	1	0
Overvotes	0		0	0	0	0	0
Undervotes	18		3	12	3	0	0
Contest Totals	1,003		234	735	33	1	0

## PCT 106

### Comptroller of Public Accounts

Vote For 1

	TOTAL	VOTE %	Election Day	Early Voting	Ballot By Mail	Provisional Ballots	Limited Ballots
REP Glenn Hegar	487	49.49%	126	348	12	1	0
DEM Janet T. Dudding	462	46.95%	94	349	19	0	0
LIB V. Alonzo Echevarria-Garza	35	3.56%	8	26	1	0	0
Total Votes Cast	984	100.00%	228	723	32	1	0
Overvotes	0		0	0	0	0	0
Undervotes	19		6	12	1	0	0
Contest Totals	1,003		234	735	33	1	0

### Commissioner of the General Land Office

Vote For 1

	TOTAL	VOTE %	Election Day	Early Voting	Ballot By Mail	Provisional Ballots	Limited Ballots
REP Dawn Buckingham	494	50.20%	134	347	12	1	0
DEM Jay Kleberg	474	48.17%	90	363	21	0	0
GRN Alfred Molison, Jr	15	1.52%	2	13	0	0	0
Write-In Totals	1	0.10%	1	0	0	0	0
Total Votes Cast	984	100.00%	227	723	33	1	0
Overvotes	0		0	0	0	0	0
Undervotes	19		7	12	0	0	0
Contest Totals	1,003		234	735	33	1	0

### Commissioner of Agriculture

Vote For 1

	TOTAL	VOTE %	Election Day	Early Voting	Ballot By Mail	Provisional Ballots	Limited Ballots
REP Sid Miller	481	49.13%	129	341	10	1	0
DEM Susan Hays	498	50.87%	98	377	23	0	0
Total Votes Cast	979	100.00%	227	718	33	1	0
Overvotes	0		0	0	0	0	0
Undervotes	24		7	17	0	0	0
Contest Totals	1,003		234	735	33	1	0

### Railroad Commissioner

Vote For 1

	TOTAL	VOTE %	Election Day	Early Voting	Ballot By Mail	Provisional Ballots	Limited Ballots
REP Wayne Christian	470	47.76%	127	330	12	1	0
DEM Luke Warford	460	46.75%	89	353	18	0	0
LIB Jaime Andres Diez	37	3.76%	10	26	1	0	0
GRN Hunter Wayne Crow	17	1.73%	1	14	2	0	0
Total Votes Cast	984	100.00%	227	723	33	1	0
Overvotes	0		0	0	0	0	0
Undervotes	19		7	12	0	0	0
Contest Totals	1,003		234	735	33	1	0

## PCT 106

### Justice, Supreme Court, Place 3

Vote For 1

	TOTAL	VOTE %	Election Day	Early Voting	Ballot By Mail	Provisional Ballots	Limited Ballots
REP Debra Lehrmann	480	48.98%	122	344	13	1	0
DEM Erin A. Nowell	471	48.06%	95	358	18	0	0
LIB Thomas Edward Oxford	29	2.96%	8	20	1	0	0
Total Votes Cast	980	100.00%	225	722	32	1	0
Overvotes	0		0	0	0	0	0
Undervotes	23		9	13	1	0	0
Contest Totals	1,003		234	735	33	1	0

### Justice, Supreme Court, Place 5

Vote For 1

	TOTAL	VOTE %	Election Day	Early Voting	Ballot By Mail	Provisional Ballots	Limited Ballots
REP Rebeca Huddle	500	51.12%	127	359	13	1	0
DEM Amanda Reichel	478	48.88%	97	362	19	0	0
Total Votes Cast	978	100.00%	224	721	32	1	0
Overvotes	0		0	0	0	0	0
Undervotes	25		10	14	1	0	0
Contest Totals	1,003		234	735	33	1	0

### Justice, Supreme Court, Place 9

Vote For 1

	TOTAL	VOTE %	Election Day	Early Voting	Ballot By Mail	Provisional Ballots	Limited Ballots
REP Evan Young	493	50.46%	129	350	13	1	0
DEM Julia Maldonado	484	49.54%	95	370	19	0	0
Total Votes Cast	977	100.00%	224	720	32	1	0
Overvotes	0		0	0	0	0	0
Undervotes	26		10	15	1	0	0
Contest Totals	1,003		234	735	33	1	0

### Judge, Court of Criminal Appeals, Place 5

Vote For 1

	TOTAL	VOTE %	Election Day	Early Voting	Ballot By Mail	Provisional Ballots	Limited Ballots
REP Scott Walker	485	49.79%	127	343	14	1	0
DEM Dana Huffman	489	50.21%	98	374	17	0	0
Total Votes Cast	974	100.00%	225	717	31	1	0
Overvotes	0		0	0	0	0	0
Undervotes	29		9	18	2	0	0
Contest Totals	1,003		234	735	33	1	0

**PCT 106**

**Judge, Court of Criminal Appeals, Place 6**

Vote For 1

	TOTAL	VOTE %		Election Day	Early Voting	Ballot By Mail	Provisional Ballots	Limited Ballots
REP Jesse F. McClure, III	496	50.92%	<div style="width: 50.92%;"><div style="width: 50.92%;"></div></div>	128	353	14	1	0
DEM Robert Johnson	478	49.08%	<div style="width: 49.08%;"><div style="width: 49.08%;"></div></div>	96	364	18	0	0
Total Votes Cast	974	100.00%	<div style="width: 100%;"><div style="width: 100%;"></div></div>	224	717	32	1	0
Overvotes	0			0	0	0	0	0
Undervotes	29			10	18	1	0	0
Contest Totals	1,003			234	735	33	1	0

**Member, State Board of Education, District 12 CCD**

Vote For 1

	TOTAL	VOTE %		Election Day	Early Voting	Ballot By Mail	Provisional Ballots	Limited Ballots
REP Pam Little	468	48.10%	<div style="width: 48.10%;"><div style="width: 48.10%;"></div></div>	116	337	14	1	0
DEM Alex Cornwallis	464	47.69%	<div style="width: 47.69%;"><div style="width: 47.69%;"></div></div>	95	350	19	0	0
LIB Christy Mowrey	41	4.21%	<div style="width: 4.21%;"><div style="width: 4.21%;"></div></div>	12	29	0	0	0
Write-In Totals	0	0.00%	<div style="width: 0%;"><div style="width: 0%;"></div></div>	0	0	0	0	0
Total Votes Cast	973	100.00%	<div style="width: 100%;"><div style="width: 100%;"></div></div>	223	716	33	1	0
Overvotes	0			0	0	0	0	0
Undervotes	30			11	19	0	0	0
Contest Totals	1,003			234	735	33	1	0

**State Senator, District 8**

Vote For 1

	TOTAL	VOTE %		Election Day	Early Voting	Ballot By Mail	Provisional Ballots	Limited Ballots
REP Angela Paxton	450	46.25%	<div style="width: 46.25%;"><div style="width: 46.25%;"></div></div>	121	320	9	0	0
DEM Jonathan Cocks	487	50.05%	<div style="width: 50.05%;"><div style="width: 50.05%;"></div></div>	95	372	20	0	0
LIB Edward Kless	36	3.70%	<div style="width: 3.70%;"><div style="width: 3.70%;"></div></div>	8	27	1	0	0
Total Votes Cast	973	100.00%	<div style="width: 100%;"><div style="width: 100%;"></div></div>	224	719	30	0	0
Overvotes	0			0	0	0	0	0
Undervotes	30			10	16	3	1	0
Contest Totals	1,003			234	735	33	1	0

**Justice, 5th Court of Appeals District, Place 4**

Vote For 1

	TOTAL	VOTE %		Election Day	Early Voting	Ballot By Mail	Provisional Ballots	Limited Ballots
REP Emily A. Miskel	505	51.79%	<div style="width: 51.79%;"><div style="width: 51.79%;"></div></div>	131	359	14	1	0
DEM Maricela Moore	470	48.21%	<div style="width: 48.21%;"><div style="width: 48.21%;"></div></div>	93	359	18	0	0
Total Votes Cast	975	100.00%	<div style="width: 100%;"><div style="width: 100%;"></div></div>	224	718	32	1	0
Overvotes	0			0	0	0	0	0
Undervotes	28			10	17	1	0	0
Contest Totals	1,003			234	735	33	1	0



## PCT 106

### Justice, 5th Court of Appeals District, Place 7

Vote For 1

	TOTAL	VOTE %	Election Day	Early Voting	Ballot By Mail	Provisional Ballots	Limited Ballots
REP Kristina Williams	492	50.51%	129	348	14	1	0
DEM Nancy Kennedy	482	49.49%	95	369	18	0	0
Total Votes Cast	974	100.00%	224	717	32	1	0
Overvotes	0		0	0	0	0	0
Undervotes	29		10	18	1	0	0
Contest Totals	1,003		234	735	33	1	0

### County Judge CCD

Vote For 1

	TOTAL	VOTE %	Election Day	Early Voting	Ballot By Mail	Provisional Ballots	Limited Ballots
REP Chris Hill	481	49.23%	127	339	14	1	0
DEM Joshua Murray	496	50.77%	97	382	17	0	0
Total Votes Cast	977	100.00%	224	721	31	1	0
Overvotes	0		0	0	0	0	0
Undervotes	26		10	14	2	0	0
Contest Totals	1,003		234	735	33	1	0

### District Clerk CCD

Vote For 1

	TOTAL	VOTE %	Election Day	Early Voting	Ballot By Mail	Provisional Ballots	Limited Ballots
REP Mike Gould	491	50.41%	129	348	13	1	0
DEM David Brignac	483	49.59%	95	370	18	0	0
Total Votes Cast	974	100.00%	224	718	31	1	0
Overvotes	0		0	0	0	0	0
Undervotes	29		10	17	2	0	0
Contest Totals	1,003		234	735	33	1	0

### Justice of the Peace, Precinct 3

Vote For 1

	TOTAL	VOTE %	Election Day	Early Voting	Ballot By Mail	Provisional Ballots	Limited Ballots
REP Mike Missildine	497	50.92%	127	355	14	1	0
DEM Irvin Lynn Barrett	479	49.08%	96	365	18	0	0
Total Votes Cast	976	100.00%	223	720	32	1	0
Overvotes	0		0	0	0	0	0
Undervotes	27		11	15	1	0	0
Contest Totals	1,003		234	735	33	1	0

## PCT 107

### U. S. Representative District 3

Vote For 1

	TOTAL	VOTE %	Election Day	Early Voting	Ballot By Mail	Provisional Ballots	Limited Ballots
REP Keith Self	903	46.88%	193	674	36	0	0
DEM Sandeep Srivastava	964	50.05%	169	748	47	0	0
LIB Christopher Claytor	59	3.06%	19	39	1	0	0
Total Votes Cast	1,926	100.00%	381	1,461	84	0	0
Overvotes	0		0	0	0	0	0
Undervotes	25		12	11	2	0	0
Contest Totals	1,951		393	1,472	86	0	0

### Governor

Vote For 1

	TOTAL	VOTE %	Election Day	Early Voting	Ballot By Mail	Provisional Ballots	Limited Ballots
REP Greg Abbott	880	45.22%	186	668	26	0	0
DEM Beto O'Rourke	1,029	52.88%	197	778	54	0	0
LIB Mark Tippetts	30	1.54%	8	17	5	0	0
GRN Delilah Barrios	3	0.15%	1	2	0	0	0
Write-In Totals	4	0.21%	0	4	0	0	0
Total Votes Cast	1,946	100.00%	392	1,469	85	0	0
Overvotes	0		0	0	0	0	0
Undervotes	5		1	3	1	0	0
Contest Totals	1,951		393	1,472	86	0	0

### Lieutenant Governor

Vote For 1

	TOTAL	VOTE %	Election Day	Early Voting	Ballot By Mail	Provisional Ballots	Limited Ballots
REP Dan Patrick	844	43.78%	178	644	22	0	0
DEM Mike Collier	1,027	53.27%	183	784	60	0	0
LIB Shanna Steele	57	2.96%	23	32	2	0	0
Total Votes Cast	1,928	100.00%	384	1,460	84	0	0
Overvotes	0		0	0	0	0	0
Undervotes	23		9	12	2	0	0
Contest Totals	1,951		393	1,472	86	0	0

### Attorney General

Vote For 1

	TOTAL	VOTE %	Election Day	Early Voting	Ballot By Mail	Provisional Ballots	Limited Ballots
REP Ken Paxton	815	42.87%	179	618	18	0	0
DEM Rochelle Mercedes Garza	1,015	53.39%	178	779	58	0	0
LIB Mark Ash	71	3.73%	22	45	4	0	0
Total Votes Cast	1,901	100.00%	379	1,442	80	0	0
Overvotes	0		0	0	0	0	0
Undervotes	50		14	30	6	0	0
Contest Totals	1,951		393	1,472	86	0	0

## PCT 107

### Comptroller of Public Accounts

Vote For 1

	TOTAL	VOTE %	Election Day	Early Voting	Ballot By Mail	Provisional Ballots	Limited Ballots
REP Glenn Hegar	940	49.24%	198	709	33	0	0
DEM Janet T. Dudding	934	48.93%	166	719	49	0	0
LIB V. Alonzo Echevarria-Garza	35	1.83%	16	19	0	0	0
Total Votes Cast	1,909	100.00%	380	1,447	82	0	0
Overvotes	0		0	0	0	0	0
Undervotes	42		13	25	4	0	0
Contest Totals	1,951		393	1,472	86	0	0

### Commissioner of the General Land Office

Vote For 1

	TOTAL	VOTE %	Election Day	Early Voting	Ballot By Mail	Provisional Ballots	Limited Ballots
REP Dawn Buckingham	928	48.82%	201	693	34	0	0
DEM Jay Kleberg	951	50.03%	170	734	47	0	0
GRN Alfred Molison, Jr	19	1.00%	8	10	1	0	0
Write-In Totals	3	0.16%	0	3	0	0	0
Total Votes Cast	1,901	100.00%	379	1,440	82	0	0
Overvotes	0		0	0	0	0	0
Undervotes	50		14	32	4	0	0
Contest Totals	1,951		393	1,472	86	0	0

### Commissioner of Agriculture

Vote For 1

	TOTAL	VOTE %	Election Day	Early Voting	Ballot By Mail	Provisional Ballots	Limited Ballots
REP Sid Miller	908	47.79%	195	684	29	0	0
DEM Susan Hays	992	52.21%	185	756	51	0	0
Total Votes Cast	1,900	100.00%	380	1,440	80	0	0
Overvotes	0		0	0	0	0	0
Undervotes	51		13	32	6	0	0
Contest Totals	1,951		393	1,472	86	0	0

### Railroad Commissioner

Vote For 1

	TOTAL	VOTE %	Election Day	Early Voting	Ballot By Mail	Provisional Ballots	Limited Ballots
REP Wayne Christian	901	47.35%	194	677	30	0	0
DEM Luke Warford	934	49.08%	160	727	47	0	0
LIB Jaime Andres Diez	46	2.42%	19	26	1	0	0
GRN Hunter Wayne Crow	22	1.16%	6	16	0	0	0
Total Votes Cast	1,903	100.00%	379	1,446	78	0	0
Overvotes	0		0	0	0	0	0
Undervotes	48		14	26	8	0	0
Contest Totals	1,951		393	1,472	86	0	0

## PCT 107

### Justice, Supreme Court, Place 3

Vote For 1

	TOTAL	VOTE %	Election Day	Early Voting	Ballot By Mail	Provisional Ballots	Limited Ballots
REP Debra Lehrmann	929	48.72%	195	701	33	0	0
DEM Erin A. Nowell	941	49.34%	172	719	50	0	0
LIB Thomas Edward Oxford	37	1.94%	15	22	0	0	0
Total Votes Cast	1,907	100.00%	382	1,442	83	0	0
Overvotes	0		0	0	0	0	0
Undervotes	44		11	30	3	0	0
Contest Totals	1,951		393	1,472	86	0	0

### Justice, Supreme Court, Place 5

Vote For 1

	TOTAL	VOTE %	Election Day	Early Voting	Ballot By Mail	Provisional Ballots	Limited Ballots
REP Rebeca Huddle	947	49.76%	204	710	33	0	0
DEM Amanda Reichel	956	50.24%	178	728	50	0	0
Total Votes Cast	1,903	100.00%	382	1,438	83	0	0
Overvotes	0		0	0	0	0	0
Undervotes	48		11	34	3	0	0
Contest Totals	1,951		393	1,472	86	0	0

### Justice, Supreme Court, Place 9

Vote For 1

	TOTAL	VOTE %	Election Day	Early Voting	Ballot By Mail	Provisional Ballots	Limited Ballots
REP Evan Young	929	48.87%	196	700	33	0	0
DEM Julia Maldonado	972	51.13%	185	738	49	0	0
Total Votes Cast	1,901	100.00%	381	1,438	82	0	0
Overvotes	0		0	0	0	0	0
Undervotes	50		12	34	4	0	0
Contest Totals	1,951		393	1,472	86	0	0

### Judge, Court of Criminal Appeals, Place 5

Vote For 1

	TOTAL	VOTE %	Election Day	Early Voting	Ballot By Mail	Provisional Ballots	Limited Ballots
REP Scott Walker	923	48.71%	201	691	31	0	0
DEM Dana Huffman	972	51.29%	178	742	52	0	0
Total Votes Cast	1,895	100.00%	379	1,433	83	0	0
Overvotes	0		0	0	0	0	0
Undervotes	56		14	39	3	0	0
Contest Totals	1,951		393	1,472	86	0	0

## PCT 107

### Judge, Court of Criminal Appeals, Place 6

Vote For 1

	TOTAL	VOTE %		Election Day	Early Voting	Ballot By Mail	Provisional Ballots	Limited Ballots
REP Jesse F. McClure, III	931	49.18%	<div style="width: 49.18%;"><div style="width: 49.18%;"></div></div>	201	697	33	0	0
DEM Robert Johnson	962	50.82%	<div style="width: 50.82%;"><div style="width: 50.82%;"></div></div>	179	733	50	0	0
Total Votes Cast	1,893	100.00%	<div style="width: 100.00%;"><div style="width: 100.00%;"></div></div>	380	1,430	83	0	0
Overvotes	0			0	0	0	0	0
Undervotes	58			13	42	3	0	0
Contest Totals	1,951			393	1,472	86	0	0

### Member, State Board of Education, District 12 CCD

Vote For 1

	TOTAL	VOTE %		Election Day	Early Voting	Ballot By Mail	Provisional Ballots	Limited Ballots
REP Pam Little	913	48.18%	<div style="width: 48.18%;"><div style="width: 48.18%;"></div></div>	201	679	33	0	0
DEM Alex Cornwallis	916	48.34%	<div style="width: 48.34%;"><div style="width: 48.34%;"></div></div>	159	711	46	0	0
LIB Christy Mowrey	65	3.43%	<div style="width: 3.43%;"><div style="width: 3.43%;"></div></div>	21	42	2	0	0
Write-In Totals	2	0.11%	<div style="width: 0.11%;"><div style="width: 0.11%;"></div></div>	0	2	0	0	0
Total Votes Cast	1,895	100.00%	<div style="width: 100.00%;"><div style="width: 100.00%;"></div></div>	381	1,433	81	0	0
Overvotes	0			0	0	0	0	0
Undervotes	56			12	39	5	0	0
Contest Totals	1,951			393	1,472	86	0	0

### State Senator, District 8

Vote For 1

	TOTAL	VOTE %		Election Day	Early Voting	Ballot By Mail	Provisional Ballots	Limited Ballots
REP Angela Paxton	850	44.81%	<div style="width: 44.81%;"><div style="width: 44.81%;"></div></div>	183	643	24	0	0
DEM Jonathan Cocks	979	51.61%	<div style="width: 51.61%;"><div style="width: 51.61%;"></div></div>	181	743	55	0	0
LIB Edward Kless	68	3.58%	<div style="width: 3.58%;"><div style="width: 3.58%;"></div></div>	17	47	4	0	0
Total Votes Cast	1,897	100.00%	<div style="width: 100.00%;"><div style="width: 100.00%;"></div></div>	381	1,433	83	0	0
Overvotes	0			0	0	0	0	0
Undervotes	54			12	39	3	0	0
Contest Totals	1,951			393	1,472	86	0	0

### State Representative, District 70

Vote For 1

	TOTAL	VOTE %		Election Day	Early Voting	Ballot By Mail	Provisional Ballots	Limited Ballots
REP Jamee Jolly	939	49.42%	<div style="width: 49.42%;"><div style="width: 49.42%;"></div></div>	193	710	36	0	0
DEM Mihaela Elizabeth Plesa	961	50.58%	<div style="width: 50.58%;"><div style="width: 50.58%;"></div></div>	186	728	47	0	0
Total Votes Cast	1,900	100.00%	<div style="width: 100.00%;"><div style="width: 100.00%;"></div></div>	379	1,438	83	0	0
Overvotes	0			0	0	0	0	0
Undervotes	51			14	34	3	0	0
Contest Totals	1,951			393	1,472	86	0	0

## PCT 107

### Justice, 5th Court of Appeals District, Place 4

Vote For 1

	TOTAL	VOTE %	Election Day	Early Voting	Ballot By Mail	Provisional Ballots	Limited Ballots
REP Emily A. Miskel	935	49.68%	202	700	33	0	0
DEM Maricela Moore	947	50.32%	175	725	47	0	0
Total Votes Cast	1,882	100.00%	377	1,425	80	0	0
Overvotes	0		0	0	0	0	0
Undervotes	69		16	47	6	0	0
Contest Totals	1,951		393	1,472	86	0	0

### Justice, 5th Court of Appeals District, Place 7

Vote For 1

	TOTAL	VOTE %	Election Day	Early Voting	Ballot By Mail	Provisional Ballots	Limited Ballots
REP Kristina Williams	917	48.75%	201	685	31	0	0
DEM Nancy Kennedy	964	51.25%	177	741	46	0	0
Total Votes Cast	1,881	100.00%	378	1,426	77	0	0
Overvotes	0		0	0	0	0	0
Undervotes	70		15	46	9	0	0
Contest Totals	1,951		393	1,472	86	0	0

### County Judge CCD

Vote For 1

	TOTAL	VOTE %	Election Day	Early Voting	Ballot By Mail	Provisional Ballots	Limited Ballots
REP Chris Hill	928	49.05%	204	694	30	0	0
DEM Joshua Murray	964	50.95%	176	739	49	0	0
Total Votes Cast	1,892	100.00%	380	1,433	79	0	0
Overvotes	0		0	0	0	0	0
Undervotes	59		13	39	7	0	0
Contest Totals	1,951		393	1,472	86	0	0

### District Clerk CCD

Vote For 1

	TOTAL	VOTE %	Election Day	Early Voting	Ballot By Mail	Provisional Ballots	Limited Ballots
REP Mike Gould	943	50.11%	205	704	34	0	0
DEM David Brignac	939	49.89%	175	721	43	0	0
Total Votes Cast	1,882	100.00%	380	1,425	77	0	0
Overvotes	0		0	0	0	0	0
Undervotes	69		13	47	9	0	0
Contest Totals	1,951		393	1,472	86	0	0

## PCT 107

### County Commissioner, Precinct 4

Vote For 1

	TOTAL	VOTE %		Election Day	Early Voting	Ballot By Mail	Provisional Ballots	Limited Ballots
REP Duncan Webb	940	50.08%	<div style="width: 50.08%;"><div style="width: 50.08%;"></div></div>	201	707	32	0	0
DEM Jeffrey Williams	937	49.92%	<div style="width: 49.92%;"><div style="width: 49.92%;"></div></div>	172	721	44	0	0
Total Votes Cast	1,877	100.00%	<div style="width: 100.00%;"><div style="width: 100.00%;"></div></div>	373	1,428	76	0	0
Overvotes	0			0	0	0	0	0
Undervotes	74			20	44	10	0	0
Contest Totals	1,951			393	1,472	86	0	0

### Justice of the Peace, Precinct 3

Vote For 1

	TOTAL	VOTE %		Election Day	Early Voting	Ballot By Mail	Provisional Ballots	Limited Ballots
REP Mike Missildine	934	49.81%	<div style="width: 49.81%;"><div style="width: 49.81%;"></div></div>	200	699	35	0	0
DEM Irvin Lynn Barrett	941	50.19%	<div style="width: 50.19%;"><div style="width: 50.19%;"></div></div>	172	726	43	0	0
Total Votes Cast	1,875	100.00%	<div style="width: 100.00%;"><div style="width: 100.00%;"></div></div>	372	1,425	78	0	0
Overvotes	0			0	0	0	0	0
Undervotes	76			21	47	8	0	0
Contest Totals	1,951			393	1,472	86	0	0

### Plano ISD - Proposition A

Vote For 1

	TOTAL	VOTE %		Election Day	Early Voting	Ballot By Mail	Provisional Ballots	Limited Ballots
For	992	54.09%	<div style="width: 54.09%;"><div style="width: 54.09%;"></div></div>	184	759	49	0	0
Against	842	45.91%	<div style="width: 45.91%;"><div style="width: 45.91%;"></div></div>	178	635	29	0	0
Total Votes Cast	1,834	100.00%	<div style="width: 100.00%;"><div style="width: 100.00%;"></div></div>	362	1,394	78	0	0
Overvotes	0			0	0	0	0	0
Undervotes	117			31	78	8	0	0
Contest Totals	1,951			393	1,472	86	0	0

### Plano ISD - Proposition B

Vote For 1

	TOTAL	VOTE %		Election Day	Early Voting	Ballot By Mail	Provisional Ballots	Limited Ballots
For	1,061	57.63%	<div style="width: 57.63%;"><div style="width: 57.63%;"></div></div>	197	813	51	0	0
Against	780	42.37%	<div style="width: 42.37%;"><div style="width: 42.37%;"></div></div>	171	582	27	0	0
Total Votes Cast	1,841	100.00%	<div style="width: 100.00%;"><div style="width: 100.00%;"></div></div>	368	1,395	78	0	0
Overvotes	0			0	0	0	0	0
Undervotes	110			25	77	8	0	0
Contest Totals	1,951			393	1,472	86	0	0

## PCT 107

### Plano ISD - Proposition C

Vote For 1

	TOTAL	VOTE %		Election Day	Early Voting	Ballot By Mail	Provisional Ballots	Limited Ballots
For	1,078	58.65%	<div style="width: 58.65%;"><div style="width: 58.65%;"></div></div>	189	838	51	0	0
Against	760	41.35%	<div style="width: 41.35%;"><div style="width: 41.35%;"></div></div>	175	559	26	0	0
Total Votes Cast	1,838	100.00%	<div style="width: 100.00%;"><div style="width: 100.00%;"></div></div>	364	1,397	77	0	0
Overvotes	0			0	0	0	0	0
Undervotes	113			29	75	9	0	0
Contest Totals	1,951			393	1,472	86	0	0

### Plano ISD - Proposition D

Vote For 1

	TOTAL	VOTE %		Election Day	Early Voting	Ballot By Mail	Provisional Ballots	Limited Ballots
For	947	51.52%	<div style="width: 51.52%;"><div style="width: 51.52%;"></div></div>	185	718	44	0	0
Against	891	48.48%	<div style="width: 48.48%;"><div style="width: 48.48%;"></div></div>	179	679	33	0	0
Total Votes Cast	1,838	100.00%	<div style="width: 100.00%;"><div style="width: 100.00%;"></div></div>	364	1,397	77	0	0
Overvotes	0			0	0	0	0	0
Undervotes	113			29	75	9	0	0
Contest Totals	1,951			393	1,472	86	0	0

### Plano ISD - Proposition E

Vote For 1

	TOTAL	VOTE %		Election Day	Early Voting	Ballot By Mail	Provisional Ballots	Limited Ballots
For	906	49.32%	<div style="width: 49.32%;"><div style="width: 49.32%;"></div></div>	166	694	46	0	0
Against	931	50.68%	<div style="width: 50.68%;"><div style="width: 50.68%;"></div></div>	199	701	31	0	0
Total Votes Cast	1,837	100.00%	<div style="width: 100.00%;"><div style="width: 100.00%;"></div></div>	365	1,395	77	0	0
Overvotes	0			0	0	0	0	0
Undervotes	114			28	77	9	0	0
Contest Totals	1,951			393	1,472	86	0	0



## PCT 108

### U. S. Representative, District 4

Vote For 1

	TOTAL	VOTE %	Election Day	Early Voting	Ballot By Mail	Provisional Ballots	Limited Ballots
REP Pat Fallon	687	45.23%	165	503	18	1	0
DEM Iro Omere	795	52.34%	152	602	40	1	0
LIB John Simmons	37	2.44%	14	23	0	0	0
Total Votes Cast	1,519	100.00%	331	1,128	58	2	0
Overvotes	0		0	0	0	0	0
Undervotes	44		12	30	2	0	0
Contest Totals	1,563		343	1,158	60	2	0

### Governor

Vote For 1

	TOTAL	VOTE %	Election Day	Early Voting	Ballot By Mail	Provisional Ballots	Limited Ballots
REP Greg Abbott	671	43.15%	160	489	20	2	0
DEM Beto O'Rourke	868	55.82%	176	652	40	0	0
LIB Mark Tippetts	13	0.84%	6	7	0	0	0
GRN Delilah Barrios	2	0.13%	0	2	0	0	0
Write-In Totals	2	0.13%	0	2	0	0	0
Total Votes Cast	1,555	100.00%	342	1,151	60	2	0
Overvotes	0		0	0	0	0	0
Undervotes	8		1	7	0	0	0
Contest Totals	1,563		343	1,158	60	2	0

### Lieutenant Governor

Vote For 1

	TOTAL	VOTE %	Election Day	Early Voting	Ballot By Mail	Provisional Ballots	Limited Ballots
REP Dan Patrick	649	42.23%	152	477	19	1	0
DEM Mike Collier	854	55.56%	165	648	40	1	0
LIB Shanna Steele	34	2.21%	15	18	1	0	0
Total Votes Cast	1,537	100.00%	332	1,143	60	2	0
Overvotes	0		0	0	0	0	0
Undervotes	26		11	15	0	0	0
Contest Totals	1,563		343	1,158	60	2	0

### Attorney General

Vote For 1

	TOTAL	VOTE %	Election Day	Early Voting	Ballot By Mail	Provisional Ballots	Limited Ballots
REP Ken Paxton	635	41.48%	149	468	17	1	0
DEM Rochelle Mercedes Garza	844	55.13%	166	634	43	1	0
LIB Mark Ash	52	3.40%	17	35	0	0	0
Total Votes Cast	1,531	100.00%	332	1,137	60	2	0
Overvotes	0		0	0	0	0	0
Undervotes	32		11	21	0	0	0
Contest Totals	1,563		343	1,158	60	2	0

## PCT 108

### Comptroller of Public Accounts

Vote For 1

	TOTAL	VOTE %	Election Day	Early Voting	Ballot By Mail	Provisional Ballots	Limited Ballots
REP Glenn Hegar	707	46.61%	165	522	19	1	0
DEM Janet T. Dudding	784	51.68%	148	595	40	1	0
LIB V. Alonzo Echevarria-Garza	26	1.71%	13	13	0	0	0
Total Votes Cast	1,517	100.00%	326	1,130	59	2	0
Overvotes	0		0	0	0	0	0
Undervotes	46		17	28	1	0	0
Contest Totals	1,563		343	1,158	60	2	0

### Commissioner of the General Land Office

Vote For 1

	TOTAL	VOTE %	Election Day	Early Voting	Ballot By Mail	Provisional Ballots	Limited Ballots
REP Dawn Buckingham	691	45.79%	168	504	18	1	0
DEM Jay Kleberg	807	53.48%	156	612	38	1	0
GRN Alfred Molison, Jr	11	0.73%	3	8	0	0	0
Write-In Totals	0	0.00%	0	0	0	0	0
Total Votes Cast	1,509	100.00%	327	1,124	56	2	0
Overvotes	0		0	0	0	0	0
Undervotes	54		16	34	4	0	0
Contest Totals	1,563		343	1,158	60	2	0

### Commissioner of Agriculture

Vote For 1

	TOTAL	VOTE %	Election Day	Early Voting	Ballot By Mail	Provisional Ballots	Limited Ballots
REP Sid Miller	689	45.60%	166	504	18	1	0
DEM Susan Hays	822	54.40%	161	620	40	1	0
Total Votes Cast	1,511	100.00%	327	1,124	58	2	0
Overvotes	0		0	0	0	0	0
Undervotes	52		16	34	2	0	0
Contest Totals	1,563		343	1,158	60	2	0

### Railroad Commissioner

Vote For 1

	TOTAL	VOTE %	Election Day	Early Voting	Ballot By Mail	Provisional Ballots	Limited Ballots
REP Wayne Christian	683	45.38%	161	500	21	1	0
DEM Luke Warford	785	52.16%	149	599	36	1	0
LIB Jaime Andres Diez	30	1.99%	13	17	0	0	0
GRN Hunter Wayne Crow	7	0.47%	1	5	1	0	0
Total Votes Cast	1,505	100.00%	324	1,121	58	2	0
Overvotes	0		0	0	0	0	0
Undervotes	58		19	37	2	0	0
Contest Totals	1,563		343	1,158	60	2	0

## PCT 108

### Justice, Supreme Court, Place 3

Vote For 1

	TOTAL	VOTE %	Election Day	Early Voting	Ballot By Mail	Provisional Ballots	Limited Ballots
REP Debra Lehrmann	674	44.72%	156	498	19	1	0
DEM Erin A. Nowell	807	53.55%	163	605	39	0	0
LIB Thomas Edward Oxford	26	1.73%	11	15	0	0	0
Total Votes Cast	1,507	100.00%	330	1,118	58	1	0
Overvotes	0		0	0	0	0	0
Undervotes	56		13	40	2	1	0
Contest Totals	1,563		343	1,158	60	2	0

### Justice, Supreme Court, Place 5

Vote For 1

	TOTAL	VOTE %	Election Day	Early Voting	Ballot By Mail	Provisional Ballots	Limited Ballots
REP Rebeca Huddle	687	45.71%	160	506	20	1	0
DEM Amanda Reichel	816	54.29%	165	613	37	1	0
Total Votes Cast	1,503	100.00%	325	1,119	57	2	0
Overvotes	0		0	0	0	0	0
Undervotes	60		18	39	3	0	0
Contest Totals	1,563		343	1,158	60	2	0

### Justice, Supreme Court, Place 9

Vote For 1

	TOTAL	VOTE %	Election Day	Early Voting	Ballot By Mail	Provisional Ballots	Limited Ballots
REP Evan Young	693	45.92%	159	514	19	1	0
DEM Julia Maldonado	816	54.08%	168	608	39	1	0
Total Votes Cast	1,509	100.00%	327	1,122	58	2	0
Overvotes	0		0	0	0	0	0
Undervotes	54		16	36	2	0	0
Contest Totals	1,563		343	1,158	60	2	0

### Judge, Court of Criminal Appeals, Place 5

Vote For 1

	TOTAL	VOTE %	Election Day	Early Voting	Ballot By Mail	Provisional Ballots	Limited Ballots
REP Scott Walker	676	45.13%	156	499	20	1	0
DEM Dana Huffman	822	54.87%	169	613	39	1	0
Total Votes Cast	1,498	100.00%	325	1,112	59	2	0
Overvotes	0		0	0	0	0	0
Undervotes	65		18	46	1	0	0
Contest Totals	1,563		343	1,158	60	2	0

## PCT 108

### Judge, Court of Criminal Appeals, Place 6

Vote For 1

	TOTAL	VOTE %		Election Day	Early Voting	Ballot By Mail	Provisional Ballots	Limited Ballots
REP Jesse F. McClure, III	691	46.13%	<div style="width: 46.13%;"><div style="width: 46.13%;"></div></div>	163	507	20	1	0
DEM Robert Johnson	807	53.87%	<div style="width: 53.87%;"><div style="width: 53.87%;"></div></div>	162	605	39	1	0
Total Votes Cast	1,498	100.00%	<div style="width: 100.00%;"><div style="width: 100.00%;"></div></div>	325	1,112	59	2	0
Overvotes	0			0	0	0	0	0
Undervotes	65			18	46	1	0	0
Contest Totals	1,563			343	1,158	60	2	0

### Member, State Board of Education, District 12 CCD

Vote For 1

	TOTAL	VOTE %		Election Day	Early Voting	Ballot By Mail	Provisional Ballots	Limited Ballots
REP Pam Little	676	44.95%	<div style="width: 44.95%;"><div style="width: 44.95%;"></div></div>	165	491	19	1	0
DEM Alex Cornwallis	793	52.73%	<div style="width: 52.73%;"><div style="width: 52.73%;"></div></div>	149	605	38	1	0
LIB Christy Mowrey	35	2.33%	<div style="width: 2.33%;"><div style="width: 2.33%;"></div></div>	12	21	2	0	0
Write-In Totals	0	0.00%	<div style="width: 0.00%;"><div style="width: 0.00%;"></div></div>	0	0	0	0	0
Total Votes Cast	1,504	100.00%	<div style="width: 100.00%;"><div style="width: 100.00%;"></div></div>	326	1,117	59	2	0
Overvotes	0			0	0	0	0	0
Undervotes	59			17	41	1	0	0
Contest Totals	1,563			343	1,158	60	2	0

### State Senator, District 8

Vote For 1

	TOTAL	VOTE %		Election Day	Early Voting	Ballot By Mail	Provisional Ballots	Limited Ballots
REP Angela Paxton	631	41.82%	<div style="width: 41.82%;"><div style="width: 41.82%;"></div></div>	147	465	18	1	0
DEM Jonathan Cocks	835	55.33%	<div style="width: 55.33%;"><div style="width: 55.33%;"></div></div>	164	631	39	1	0
LIB Edward Kless	43	2.85%	<div style="width: 2.85%;"><div style="width: 2.85%;"></div></div>	15	27	1	0	0
Total Votes Cast	1,509	100.00%	<div style="width: 100.00%;"><div style="width: 100.00%;"></div></div>	326	1,123	58	2	0
Overvotes	0			0	0	0	0	0
Undervotes	54			17	35	2	0	0
Contest Totals	1,563			343	1,158	60	2	0

### State Representative, District 66

Vote For 1

	TOTAL	VOTE %		Election Day	Early Voting	Ballot By Mail	Provisional Ballots	Limited Ballots
REP Matt Shaheen	704	46.65%	<div style="width: 46.65%;"><div style="width: 46.65%;"></div></div>	161	522	20	1	0
DEM Jesse Ringness	805	53.35%	<div style="width: 53.35%;"><div style="width: 53.35%;"></div></div>	165	602	37	1	0
Total Votes Cast	1,509	100.00%	<div style="width: 100.00%;"><div style="width: 100.00%;"></div></div>	326	1,124	57	2	0
Overvotes	0			0	0	0	0	0
Undervotes	54			17	34	3	0	0
Contest Totals	1,563			343	1,158	60	2	0

## PCT 108

### Justice, 5th Court of Appeals District, Place 4

Vote For 1

	TOTAL	VOTE %		Election Day	Early Voting	Ballot By Mail	Provisional Ballots	Limited Ballots
REP Emily A. Miskel	684	45.69%		161	503	19	1	0
DEM Maricela Moore	813	54.31%		164	609	39	1	0
Total Votes Cast	1,497	100.00%		325	1,112	58	2	0
Overvotes	0			0	0	0	0	0
Undervotes	66			18	46	2	0	0
Contest Totals	1,563			343	1,158	60	2	0

### Justice, 5th Court of Appeals District, Place 7

Vote For 1

	TOTAL	VOTE %		Election Day	Early Voting	Ballot By Mail	Provisional Ballots	Limited Ballots
REP Kristina Williams	670	44.91%		156	494	19	1	0
DEM Nancy Kennedy	822	55.09%		166	616	39	1	0
Total Votes Cast	1,492	100.00%		322	1,110	58	2	0
Overvotes	0			0	0	0	0	0
Undervotes	71			21	48	2	0	0
Contest Totals	1,563			343	1,158	60	2	0

### County Judge CCD

Vote For 1

	TOTAL	VOTE %		Election Day	Early Voting	Ballot By Mail	Provisional Ballots	Limited Ballots
REP Chris Hill	687	45.77%		161	506	19	1	0
DEM Joshua Murray	814	54.23%		164	611	38	1	0
Total Votes Cast	1,501	100.00%		325	1,117	57	2	0
Overvotes	0			0	0	0	0	0
Undervotes	62			18	41	3	0	0
Contest Totals	1,563			343	1,158	60	2	0

### District Clerk CCD

Vote For 1

	TOTAL	VOTE %		Election Day	Early Voting	Ballot By Mail	Provisional Ballots	Limited Ballots
REP Mike Gould	697	46.65%		162	514	20	1	0
DEM David Brignac	797	53.35%		158	601	37	1	0
Total Votes Cast	1,494	100.00%		320	1,115	57	2	0
Overvotes	0			0	0	0	0	0
Undervotes	69			23	43	3	0	0
Contest Totals	1,563			343	1,158	60	2	0

## PCT 108

### Justice of the Peace, Precinct 4

Vote For 1

	TOTAL	VOTE %		Election Day	Early Voting	Ballot By Mail	Provisional Ballots	Limited Ballots
REP Vincent Venegoni	687	46.17%	<div style="width: 46.17%;"><div style="width: 46.17%;"></div></div>	169	498	19	1	0
DEM Adam Kern	801	53.83%	<div style="width: 53.83%;"><div style="width: 53.83%;"></div></div>	156	608	36	1	0
Total Votes Cast	1,488	100.00%	<div style="width: 100.00%;"><div style="width: 100.00%;"></div></div>	325	1,106	55	2	0
Overvotes	0			0	0	0	0	0
Undervotes	75			18	52	5	0	0
Contest Totals	1,563			343	1,158	60	2	0

### Plano ISD - Proposition A

Vote For 1

	TOTAL	VOTE %		Election Day	Early Voting	Ballot By Mail	Provisional Ballots	Limited Ballots
For	758	52.46%	<div style="width: 52.46%;"><div style="width: 52.46%;"></div></div>	141	585	31	1	0
Against	687	47.54%	<div style="width: 47.54%;"><div style="width: 47.54%;"></div></div>	172	493	21	1	0
Total Votes Cast	1,445	100.00%	<div style="width: 100.00%;"><div style="width: 100.00%;"></div></div>	313	1,078	52	2	0
Overvotes	0			0	0	0	0	0
Undervotes	118			30	80	8	0	0
Contest Totals	1,563			343	1,158	60	2	0

### Plano ISD - Proposition B

Vote For 1

	TOTAL	VOTE %		Election Day	Early Voting	Ballot By Mail	Provisional Ballots	Limited Ballots
For	828	57.10%	<div style="width: 57.10%;"><div style="width: 57.10%;"></div></div>	163	633	31	1	0
Against	622	42.90%	<div style="width: 42.90%;"><div style="width: 42.90%;"></div></div>	148	450	23	1	0
Total Votes Cast	1,450	100.00%	<div style="width: 100.00%;"><div style="width: 100.00%;"></div></div>	311	1,083	54	2	0
Overvotes	0			0	0	0	0	0
Undervotes	113			32	75	6	0	0
Contest Totals	1,563			343	1,158	60	2	0

### Plano ISD - Proposition C

Vote For 1

	TOTAL	VOTE %		Election Day	Early Voting	Ballot By Mail	Provisional Ballots	Limited Ballots
For	824	57.02%	<div style="width: 57.02%;"><div style="width: 57.02%;"></div></div>	167	622	34	1	0
Against	621	42.98%	<div style="width: 42.98%;"><div style="width: 42.98%;"></div></div>	143	457	20	1	0
Total Votes Cast	1,445	100.00%	<div style="width: 100.00%;"><div style="width: 100.00%;"></div></div>	310	1,079	54	2	0
Overvotes	0			0	0	0	0	0
Undervotes	118			33	79	6	0	0
Contest Totals	1,563			343	1,158	60	2	0

## PCT 108

### Plano ISD - Proposition D

Vote For 1

	TOTAL	VOTE %		Election Day	Early Voting	Ballot By Mail	Provisional Ballots	Limited Ballots
For	731	50.55%	<div style="width: 50.55%;"><div style="width: 50.55%;"></div></div>	146	558	26	1	0
Against	715	49.45%	<div style="width: 49.45%;"><div style="width: 49.45%;"></div></div>	164	522	28	1	0
Total Votes Cast	1,446	100.00%	<div style="width: 100.00%;"><div style="width: 100.00%;"></div></div>	310	1,080	54	2	0
Overvotes	0			0	0	0	0	0
Undervotes	117			33	78	6	0	0
Contest Totals	1,563			343	1,158	60	2	0

### Plano ISD - Proposition E

Vote For 1

	TOTAL	VOTE %		Election Day	Early Voting	Ballot By Mail	Provisional Ballots	Limited Ballots
For	674	46.68%	<div style="width: 46.68%;"><div style="width: 46.68%;"></div></div>	130	519	24	1	0
Against	770	53.32%	<div style="width: 53.32%;"><div style="width: 53.32%;"></div></div>	178	561	30	1	0
Total Votes Cast	1,444	100.00%	<div style="width: 100.00%;"><div style="width: 100.00%;"></div></div>	308	1,080	54	2	0
Overvotes	0			0	0	0	0	0
Undervotes	119			35	78	6	0	0
Contest Totals	1,563			343	1,158	60	2	0

## PCT 109

### U. S. Representative, District 4

Vote For 1

	TOTAL	VOTE %		Election Day	Early Voting	Ballot By Mail	Provisional Ballots	Limited Ballots
REP Pat Fallon	1,371	57.01%	<div style="width: 57.01%;"><div style="width: 57.01%;"></div></div>	338	1,014	19	0	0
DEM Iro Omere	982	40.83%	<div style="width: 40.83%;"><div style="width: 40.83%;"></div></div>	214	736	32	0	0
LIB John Simmons	52	2.16%	<div style="width: 2.16%;"><div style="width: 2.16%;"></div></div>	18	34	0	0	0
Total Votes Cast	2,405	100.00%	<div style="width: 100.00%;"><div style="width: 100.00%;"></div></div>	570	1,784	51	0	0
Overvotes	0			0	0	0	0	0
Undervotes	48			16	32	0	0	0
Contest Totals	2,453			586	1,816	51	0	0

### Governor

Vote For 1

	TOTAL	VOTE %		Election Day	Early Voting	Ballot By Mail	Provisional Ballots	Limited Ballots
REP Greg Abbott	1,333	54.54%	<div style="width: 54.54%;"><div style="width: 54.54%;"></div></div>	321	995	17	0	0
DEM Beto O'Rourke	1,085	44.39%	<div style="width: 44.39%;"><div style="width: 44.39%;"></div></div>	253	799	33	0	0
LIB Mark Tippetts	21	0.86%	<div style="width: 0.86%;"><div style="width: 0.86%;"></div></div>	7	13	1	0	0
GRN Delilah Barrios	4	0.16%	<div style="width: 0.16%;"><div style="width: 0.16%;"></div></div>	4	0	0	0	0
Write-In Totals	1	0.04%	<div style="width: 0.04%;"><div style="width: 0.04%;"></div></div>	0	1	0	0	0
Total Votes Cast	2,444	100.00%	<div style="width: 100.00%;"><div style="width: 100.00%;"></div></div>	585	1,808	51	0	0
Overvotes	0			0	0	0	0	0
Undervotes	9			1	8	0	0	0
Contest Totals	2,453			586	1,816	51	0	0

### Lieutenant Governor

Vote For 1

	TOTAL	VOTE %		Election Day	Early Voting	Ballot By Mail	Provisional Ballots	Limited Ballots
REP Dan Patrick	1,281	53.02%	<div style="width: 53.02%;"><div style="width: 53.02%;"></div></div>	320	945	16	0	0
DEM Mike Collier	1,078	44.62%	<div style="width: 44.62%;"><div style="width: 44.62%;"></div></div>	236	810	32	0	0
LIB Shanna Steele	57	2.36%	<div style="width: 2.36%;"><div style="width: 2.36%;"></div></div>	20	35	2	0	0
Total Votes Cast	2,416	100.00%	<div style="width: 100.00%;"><div style="width: 100.00%;"></div></div>	576	1,790	50	0	0
Overvotes	0			0	0	0	0	0
Undervotes	37			10	26	1	0	0
Contest Totals	2,453			586	1,816	51	0	0

### Attorney General

Vote For 1

	TOTAL	VOTE %		Election Day	Early Voting	Ballot By Mail	Provisional Ballots	Limited Ballots
REP Ken Paxton	1,245	51.85%	<div style="width: 51.85%;"><div style="width: 51.85%;"></div></div>	310	919	16	0	0
DEM Rochelle Mercedes Garza	1,081	45.02%	<div style="width: 45.02%;"><div style="width: 45.02%;"></div></div>	243	805	33	0	0
LIB Mark Ash	75	3.12%	<div style="width: 3.12%;"><div style="width: 3.12%;"></div></div>	22	51	2	0	0
Total Votes Cast	2,401	100.00%	<div style="width: 100.00%;"><div style="width: 100.00%;"></div></div>	575	1,775	51	0	0
Overvotes	0			0	0	0	0	0
Undervotes	52			11	41	0	0	0
Contest Totals	2,453			586	1,816	51	0	0



## PCT 109

### Comptroller of Public Accounts

Vote For 1

	TOTAL	VOTE %	Election Day	Early Voting	Ballot By Mail	Provisional Ballots	Limited Ballots
REP Glenn Hegar	1,404	58.79%	341	1,046	17	0	0
DEM Janet T. Dudding	950	39.78%	208	709	33	0	0
LIB V. Alonzo Echevarria-Garza	34	1.42%	13	21	0	0	0
Total Votes Cast	2,388	100.00%	562	1,776	50	0	0
Overvotes	0		0	0	0	0	0
Undervotes	65		24	40	1	0	0
Contest Totals	2,453		586	1,816	51	0	0

### Commissioner of the General Land Office

Vote For 1

	TOTAL	VOTE %	Election Day	Early Voting	Ballot By Mail	Provisional Ballots	Limited Ballots
REP Dawn Buckingham	1,382	57.99%	341	1,022	19	0	0
DEM Jay Kleberg	983	41.25%	217	735	31	0	0
GRN Alfred Molison, Jr	18	0.76%	4	14	0	0	0
Write-In Totals	0	0.00%	0	0	0	0	0
Total Votes Cast	2,383	100.00%	562	1,771	50	0	0
Overvotes	0		0	0	0	0	0
Undervotes	70		24	45	1	0	0
Contest Totals	2,453		586	1,816	51	0	0

### Commissioner of Agriculture

Vote For 1

	TOTAL	VOTE %	Election Day	Early Voting	Ballot By Mail	Provisional Ballots	Limited Ballots
REP Sid Miller	1,365	57.38%	341	1,006	18	0	0
DEM Susan Hays	1,014	42.62%	217	766	31	0	0
Total Votes Cast	2,379	100.00%	558	1,772	49	0	0
Overvotes	0		0	0	0	0	0
Undervotes	74		28	44	2	0	0
Contest Totals	2,453		586	1,816	51	0	0

### Railroad Commissioner

Vote For 1

	TOTAL	VOTE %	Election Day	Early Voting	Ballot By Mail	Provisional Ballots	Limited Ballots
REP Wayne Christian	1,340	56.30%	329	994	17	0	0
DEM Luke Warford	965	40.55%	207	727	31	0	0
LIB Jaime Andres Diez	59	2.48%	20	39	0	0	0
GRN Hunter Wayne Crow	16	0.67%	5	11	0	0	0
Total Votes Cast	2,380	100.00%	561	1,771	48	0	0
Overvotes	0		0	0	0	0	0
Undervotes	73		25	45	3	0	0
Contest Totals	2,453		586	1,816	51	0	0

## PCT 109

### Justice, Supreme Court, Place 3

Vote For 1

	TOTAL	VOTE %		Election Day	Early Voting	Ballot By Mail	Provisional Ballots	Limited Ballots
REP Debra Lehrmann	1,365	57.21%		330	1,018	17	0	0
DEM Erin A. Nowell	987	41.37%		224	732	31	0	0
LIB Thomas Edward Oxford	34	1.42%		14	20	0	0	0
Total Votes Cast	2,386	100.00%		568	1,770	48	0	0
Overvotes	0			0	0	0	0	0
Undervotes	67			18	46	3	0	0
Contest Totals	2,453			586	1,816	51	0	0

### Justice, Supreme Court, Place 5

Vote For 1

	TOTAL	VOTE %		Election Day	Early Voting	Ballot By Mail	Provisional Ballots	Limited Ballots
REP Rebeca Huddle	1,376	58.01%		340	1,020	16	0	0
DEM Amanda Reichel	996	41.99%		222	744	30	0	0
Total Votes Cast	2,372	100.00%		562	1,764	46	0	0
Overvotes	0			0	0	0	0	0
Undervotes	81			24	52	5	0	0
Contest Totals	2,453			586	1,816	51	0	0

### Justice, Supreme Court, Place 9

Vote For 1

	TOTAL	VOTE %		Election Day	Early Voting	Ballot By Mail	Provisional Ballots	Limited Ballots
REP Evan Young	1,370	57.56%		331	1,021	18	0	0
DEM Julia Maldonado	1,010	42.44%		233	747	30	0	0
Total Votes Cast	2,380	100.00%		564	1,768	48	0	0
Overvotes	0			0	0	0	0	0
Undervotes	73			22	48	3	0	0
Contest Totals	2,453			586	1,816	51	0	0

### Judge, Court of Criminal Appeals, Place 5

Vote For 1

	TOTAL	VOTE %		Election Day	Early Voting	Ballot By Mail	Provisional Ballots	Limited Ballots
REP Scott Walker	1,351	57.34%		331	1,003	17	0	0
DEM Dana Huffman	1,005	42.66%		227	746	32	0	0
Total Votes Cast	2,356	100.00%		558	1,749	49	0	0
Overvotes	0			0	0	0	0	0
Undervotes	97			28	67	2	0	0
Contest Totals	2,453			586	1,816	51	0	0

## PCT 109

### Judge, Court of Criminal Appeals, Place 6

Vote For 1

	TOTAL	VOTE %		Election Day	Early Voting	Ballot By Mail	Provisional Ballots	Limited Ballots
REP Jesse F. McClure, III	1,366	58.05%	<div style="width: 58.05%;"><div style="width: 58.05%;"></div></div>	339	1,010	17	0	0
DEM Robert Johnson	987	41.95%	<div style="width: 41.95%;"><div style="width: 41.95%;"></div></div>	218	738	31	0	0
Total Votes Cast	2,353	100.00%	<div style="width: 100.00%;"><div style="width: 100.00%;"></div></div>	557	1,748	48	0	0
Overvotes	0			0	0	0	0	0
Undervotes	100			29	68	3	0	0
Contest Totals	2,453			586	1,816	51	0	0

### Member, State Board of Education, District 12 CCD

Vote For 1

	TOTAL	VOTE %		Election Day	Early Voting	Ballot By Mail	Provisional Ballots	Limited Ballots
REP Pam Little	1,331	56.47%	<div style="width: 56.47%;"><div style="width: 56.47%;"></div></div>	330	984	17	0	0
DEM Alex Cornwallis	964	40.90%	<div style="width: 40.90%;"><div style="width: 40.90%;"></div></div>	210	722	32	0	0
LIB Christy Mowrey	60	2.55%	<div style="width: 2.55%;"><div style="width: 2.55%;"></div></div>	16	44	0	0	0
Write-In Totals	4	0.17%	<div style="width: 0.17%;"><div style="width: 0.17%;"></div></div>	2	2	0	0	0
Total Votes Cast	2,357	100.00%	<div style="width: 100.00%;"><div style="width: 100.00%;"></div></div>	557	1,751	49	0	0
Overvotes	0			0	0	0	0	0
Undervotes	96			29	65	2	0	0
Contest Totals	2,453			586	1,816	51	0	0

### State Senator, District 8

Vote For 1

	TOTAL	VOTE %		Election Day	Early Voting	Ballot By Mail	Provisional Ballots	Limited Ballots
REP Angela Paxton	1,282	54.21%	<div style="width: 54.21%;"><div style="width: 54.21%;"></div></div>	320	947	15	0	0
DEM Jonathan Cocks	1,033	43.68%	<div style="width: 43.68%;"><div style="width: 43.68%;"></div></div>	224	775	34	0	0
LIB Edward Kless	50	2.11%	<div style="width: 2.11%;"><div style="width: 2.11%;"></div></div>	17	31	2	0	0
Total Votes Cast	2,365	100.00%	<div style="width: 100.00%;"><div style="width: 100.00%;"></div></div>	561	1,753	51	0	0
Overvotes	0			0	0	0	0	0
Undervotes	88			25	63	0	0	0
Contest Totals	2,453			586	1,816	51	0	0

### State Representative, District 66

Vote For 1

	TOTAL	VOTE %		Election Day	Early Voting	Ballot By Mail	Provisional Ballots	Limited Ballots
REP Matt Shaheen	1,391	58.77%	<div style="width: 58.77%;"><div style="width: 58.77%;"></div></div>	348	1,024	19	0	0
DEM Jesse Ringness	976	41.23%	<div style="width: 41.23%;"><div style="width: 41.23%;"></div></div>	210	734	32	0	0
Total Votes Cast	2,367	100.00%	<div style="width: 100.00%;"><div style="width: 100.00%;"></div></div>	558	1,758	51	0	0
Overvotes	0			0	0	0	0	0
Undervotes	86			28	58	0	0	0
Contest Totals	2,453			586	1,816	51	0	0

## PCT 109

### Justice, 5th Court of Appeals District, Place 4

Vote For 1

	TOTAL	VOTE %		Election Day	Early Voting	Ballot By Mail	Provisional Ballots	Limited Ballots
REP Emily A. Miskel	1,373	58.63%	<div style="width: 58.63%;"><div style="width: 58.63%;"></div></div>	339	1,018	16	0	0
DEM Maricela Moore	969	41.37%	<div style="width: 41.37%;"><div style="width: 41.37%;"></div></div>	211	725	33	0	0
Total Votes Cast	2,342	100.00%	<div style="width: 100.00%;"><div style="width: 100.00%;"></div></div>	550	1,743	49	0	0
Overvotes	0			0	0	0	0	0
Undervotes	111			36	73	2	0	0
Contest Totals	2,453			586	1,816	51	0	0

### Justice, 5th Court of Appeals District, Place 7

Vote For 1

	TOTAL	VOTE %		Election Day	Early Voting	Ballot By Mail	Provisional Ballots	Limited Ballots
REP Kristina Williams	1,343	57.44%	<div style="width: 57.44%;"><div style="width: 57.44%;"></div></div>	330	997	16	0	0
DEM Nancy Kennedy	995	42.56%	<div style="width: 42.56%;"><div style="width: 42.56%;"></div></div>	218	745	32	0	0
Total Votes Cast	2,338	100.00%	<div style="width: 100.00%;"><div style="width: 100.00%;"></div></div>	548	1,742	48	0	0
Overvotes	0			0	0	0	0	0
Undervotes	115			38	74	3	0	0
Contest Totals	2,453			586	1,816	51	0	0

### County Judge CCD

Vote For 1

	TOTAL	VOTE %		Election Day	Early Voting	Ballot By Mail	Provisional Ballots	Limited Ballots
REP Chris Hill	1,377	58.30%	<div style="width: 58.30%;"><div style="width: 58.30%;"></div></div>	337	1,023	17	0	0
DEM Joshua Murray	985	41.70%	<div style="width: 41.70%;"><div style="width: 41.70%;"></div></div>	216	737	32	0	0
Total Votes Cast	2,362	100.00%	<div style="width: 100.00%;"><div style="width: 100.00%;"></div></div>	553	1,760	49	0	0
Overvotes	0			0	0	0	0	0
Undervotes	91			33	56	2	0	0
Contest Totals	2,453			586	1,816	51	0	0

### District Clerk CCD

Vote For 1

	TOTAL	VOTE %		Election Day	Early Voting	Ballot By Mail	Provisional Ballots	Limited Ballots
REP Mike Gould	1,369	58.45%	<div style="width: 58.45%;"><div style="width: 58.45%;"></div></div>	331	1,020	18	0	0
DEM David Brignac	973	41.55%	<div style="width: 41.55%;"><div style="width: 41.55%;"></div></div>	219	723	31	0	0
Total Votes Cast	2,342	100.00%	<div style="width: 100.00%;"><div style="width: 100.00%;"></div></div>	550	1,743	49	0	0
Overvotes	0			0	0	0	0	0
Undervotes	111			36	73	2	0	0
Contest Totals	2,453			586	1,816	51	0	0

## PCT 109

### County Commissioner, Precinct 4

Vote For 1

	TOTAL	VOTE %		Election Day	Early Voting	Ballot By Mail	Provisional Ballots	Limited Ballots
REP Duncan Webb	1,384	58.97%	<div style="width: 58.97%;"><div style="width: 58.97%;"></div></div>	337	1,030	17	0	0
DEM Jeffrey Williams	963	41.03%	<div style="width: 41.03%;"><div style="width: 41.03%;"></div></div>	215	717	31	0	0
Total Votes Cast	2,347	100.00%	<div style="width: 100.00%;"><div style="width: 100.00%;"></div></div>	552	1,747	48	0	0
Overvotes	0			0	0	0	0	0
Undervotes	106			34	69	3	0	0
Contest Totals	2,453			586	1,816	51	0	0

### Justice of the Peace, Precinct 4

Vote For 1

	TOTAL	VOTE %		Election Day	Early Voting	Ballot By Mail	Provisional Ballots	Limited Ballots
REP Vincent Venegoni	1,350	58.19%	<div style="width: 58.19%;"><div style="width: 58.19%;"></div></div>	335	1,000	15	0	0
DEM Adam Kern	970	41.81%	<div style="width: 41.81%;"><div style="width: 41.81%;"></div></div>	214	724	32	0	0
Total Votes Cast	2,320	100.00%	<div style="width: 100.00%;"><div style="width: 100.00%;"></div></div>	549	1,724	47	0	0
Overvotes	0			0	0	0	0	0
Undervotes	133			37	92	4	0	0
Contest Totals	2,453			586	1,816	51	0	0

### Plano ISD - Proposition A

Vote For 1

	TOTAL	VOTE %		Election Day	Early Voting	Ballot By Mail	Provisional Ballots	Limited Ballots
For	1,178	54.82%	<div style="width: 54.82%;"><div style="width: 54.82%;"></div></div>	256	889	33	0	0
Against	971	45.18%	<div style="width: 45.18%;"><div style="width: 45.18%;"></div></div>	244	722	5	0	0
Total Votes Cast	2,149	100.00%	<div style="width: 100.00%;"><div style="width: 100.00%;"></div></div>	500	1,611	38	0	0
Overvotes	0			0	0	0	0	0
Undervotes	166			50	107	9	0	0
Contest Totals	2,315			550	1,718	47	0	0

### Plano ISD - Proposition B

Vote For 1

	TOTAL	VOTE %		Election Day	Early Voting	Ballot By Mail	Provisional Ballots	Limited Ballots
For	1,301	60.09%	<div style="width: 60.09%;"><div style="width: 60.09%;"></div></div>	288	981	32	0	0
Against	864	39.91%	<div style="width: 39.91%;"><div style="width: 39.91%;"></div></div>	218	639	7	0	0
Total Votes Cast	2,165	100.00%	<div style="width: 100.00%;"><div style="width: 100.00%;"></div></div>	506	1,620	39	0	0
Overvotes	0			0	0	0	0	0
Undervotes	150			44	98	8	0	0
Contest Totals	2,315			550	1,718	47	0	0

## PCT 109

### Plano ISD - Proposition C

Vote For 1

	TOTAL	VOTE %		Election Day	Early Voting	Ballot By Mail	Provisional Ballots	Limited Ballots
For	1,301	60.18%		296	976	29	0	0
Against	861	39.82%		208	644	9	0	0
Total Votes Cast	2,162	100.00%		504	1,620	38	0	0
Overvotes	0			0	0	0	0	0
Undervotes	153			46	98	9	0	0
Contest Totals	2,315			550	1,718	47	0	0

### Plano ISD - Proposition D

Vote For 1

	TOTAL	VOTE %		Election Day	Early Voting	Ballot By Mail	Provisional Ballots	Limited Ballots
For	978	45.38%		232	727	19	0	0
Against	1,177	54.62%		269	889	19	0	0
Total Votes Cast	2,155	100.00%		501	1,616	38	0	0
Overvotes	0			0	0	0	0	0
Undervotes	160			49	102	9	0	0
Contest Totals	2,315			550	1,718	47	0	0

### Plano ISD - Proposition E

Vote For 1

	TOTAL	VOTE %		Election Day	Early Voting	Ballot By Mail	Provisional Ballots	Limited Ballots
For	1,085	50.28%		245	819	21	0	0
Against	1,073	49.72%		259	798	16	0	0
Total Votes Cast	2,158	100.00%		504	1,617	37	0	0
Overvotes	0			0	0	0	0	0
Undervotes	157			46	101	10	0	0
Contest Totals	2,315			550	1,718	47	0	0

## PCT 110

### U. S. Representative, District 32

Vote For 1

	TOTAL	VOTE %		Election Day	Early Voting	Ballot By Mail	Provisional Ballots	Limited Ballots
REP Antonio Swad	793	51.33%	<div style="width: 51.33%;"><div style="width: 51.33%;"></div></div>	219	538	36	0	0
DEM Colin Allred	752	48.67%	<div style="width: 48.67%;"><div style="width: 48.67%;"></div></div>	152	564	32	4	0
Total Votes Cast	1,545	100.00%	<div style="width: 100.00%;"><div style="width: 100.00%;"></div></div>	371	1,102	68	4	0
Overvotes	0			0	0	0	0	0
Undervotes	18			6	10	2	0	0
Contest Totals	1,563			377	1,112	70	4	0

### Governor

Vote For 1

	TOTAL	VOTE %		Election Day	Early Voting	Ballot By Mail	Provisional Ballots	Limited Ballots
REP Greg Abbott	793	50.77%	<div style="width: 50.77%;"><div style="width: 50.77%;"></div></div>	212	544	37	0	0
DEM Beto O'Rourke	743	47.57%	<div style="width: 47.57%;"><div style="width: 47.57%;"></div></div>	153	554	32	4	0
LIB Mark Tippetts	17	1.09%	<div style="width: 1.09%;"><div style="width: 1.09%;"></div></div>	6	10	1	0	0
GRN Delilah Barrios	7	0.45%	<div style="width: 0.45%;"><div style="width: 0.45%;"></div></div>	4	3	0	0	0
Write-In Totals	4	0.26%	<div style="width: 0.26%;"><div style="width: 0.26%;"></div></div>	4	0	0	0	0
Total Votes Cast	1,562	100.00%	<div style="width: 100.00%;"><div style="width: 100.00%;"></div></div>	377	1,111	70	4	0
Overvotes	0			0	0	0	0	0
Undervotes	1			0	1	0	0	0
Contest Totals	1,563			377	1,112	70	4	0

### Lieutenant Governor

Vote For 1

	TOTAL	VOTE %		Election Day	Early Voting	Ballot By Mail	Provisional Ballots	Limited Ballots
REP Dan Patrick	752	48.52%	<div style="width: 48.52%;"><div style="width: 48.52%;"></div></div>	207	510	35	0	0
DEM Mike Collier	761	49.10%	<div style="width: 49.10%;"><div style="width: 49.10%;"></div></div>	148	574	35	4	0
LIB Shanna Steele	37	2.39%	<div style="width: 2.39%;"><div style="width: 2.39%;"></div></div>	19	18	0	0	0
Total Votes Cast	1,550	100.00%	<div style="width: 100.00%;"><div style="width: 100.00%;"></div></div>	374	1,102	70	4	0
Overvotes	0			0	0	0	0	0
Undervotes	13			3	10	0	0	0
Contest Totals	1,563			377	1,112	70	4	0

### Attorney General

Vote For 1

	TOTAL	VOTE %		Election Day	Early Voting	Ballot By Mail	Provisional Ballots	Limited Ballots
REP Ken Paxton	741	48.12%	<div style="width: 48.12%;"><div style="width: 48.12%;"></div></div>	207	498	35	1	0
DEM Rochelle Mercedes Garza	736	47.79%	<div style="width: 47.79%;"><div style="width: 47.79%;"></div></div>	147	552	34	3	0
LIB Mark Ash	63	4.09%	<div style="width: 4.09%;"><div style="width: 4.09%;"></div></div>	20	42	1	0	0
Total Votes Cast	1,540	100.00%	<div style="width: 100.00%;"><div style="width: 100.00%;"></div></div>	374	1,092	70	4	0
Overvotes	0			0	0	0	0	0
Undervotes	23			3	20	0	0	0
Contest Totals	1,563			377	1,112	70	4	0

## PCT 110

### Comptroller of Public Accounts

Vote For 1

	TOTAL	VOTE %	Election Day	Early Voting	Ballot By Mail	Provisional Ballots	Limited Ballots
REP Glenn Hegar	838	54.63%	224	576	37	1	0
DEM Janet T. Dudding	666	43.42%	132	500	31	3	0
LIB V. Alonzo Echevarria-Garza	30	1.96%	12	18	0	0	0
Total Votes Cast	1,534	100.00%	368	1,094	68	4	0
Overvotes	0		0	0	0	0	0
Undervotes	29		9	18	2	0	0
Contest Totals	1,563		377	1,112	70	4	0

### Commissioner of the General Land Office

Vote For 1

	TOTAL	VOTE %	Election Day	Early Voting	Ballot By Mail	Provisional Ballots	Limited Ballots
REP Dawn Buckingham	813	53.21%	223	554	35	1	0
DEM Jay Kleberg	696	45.55%	134	528	31	3	0
GRN Alfred Molison, Jr	18	1.18%	9	9	0	0	0
Write-In Totals	1	0.07%	1	0	0	0	0
Total Votes Cast	1,528	100.00%	367	1,091	66	4	0
Overvotes	0		0	0	0	0	0
Undervotes	35		10	21	4	0	0
Contest Totals	1,563		377	1,112	70	4	0

### Commissioner of Agriculture

Vote For 1

	TOTAL	VOTE %	Election Day	Early Voting	Ballot By Mail	Provisional Ballots	Limited Ballots
REP Sid Miller	796	52.30%	223	538	34	1	0
DEM Susan Hays	726	47.70%	143	548	32	3	0
Total Votes Cast	1,522	100.00%	366	1,086	66	4	0
Overvotes	0		0	0	0	0	0
Undervotes	41		11	26	4	0	0
Contest Totals	1,563		377	1,112	70	4	0

### Railroad Commissioner

Vote For 1

	TOTAL	VOTE %	Election Day	Early Voting	Ballot By Mail	Provisional Ballots	Limited Ballots
REP Wayne Christian	792	51.83%	213	545	34	0	0
DEM Luke Warford	689	45.09%	134	519	32	4	0
LIB Jaime Andres Diez	31	2.03%	14	17	0	0	0
GRN Hunter Wayne Crow	16	1.05%	8	8	0	0	0
Total Votes Cast	1,528	100.00%	369	1,089	66	4	0
Overvotes	0		0	0	0	0	0
Undervotes	35		8	23	4	0	0
Contest Totals	1,563		377	1,112	70	4	0



## PCT 110

### Justice, Supreme Court, Place 3

Vote For 1

	TOTAL	VOTE %	Election Day	Early Voting	Ballot By Mail	Provisional Ballots	Limited Ballots
REP Debra Lehrmann	821	53.84%	221	564	36	0	0
DEM Erin A. Nowell	687	45.05%	137	516	30	4	0
LIB Thomas Edward Oxford	17	1.11%	8	9	0	0	0
Total Votes Cast	1,525	100.00%	366	1,089	66	4	0
Overvotes	0		0	0	0	0	0
Undervotes	38		11	23	4	0	0
Contest Totals	1,563		377	1,112	70	4	0

### Justice, Supreme Court, Place 5

Vote For 1

	TOTAL	VOTE %	Election Day	Early Voting	Ballot By Mail	Provisional Ballots	Limited Ballots
REP Rebeca Huddle	828	54.62%	228	566	34	0	0
DEM Amanda Reichel	688	45.38%	137	517	31	3	0
Total Votes Cast	1,516	100.00%	365	1,083	65	3	0
Overvotes	0		0	0	0	0	0
Undervotes	47		12	29	5	1	0
Contest Totals	1,563		377	1,112	70	4	0

### Justice, Supreme Court, Place 9

Vote For 1

	TOTAL	VOTE %	Election Day	Early Voting	Ballot By Mail	Provisional Ballots	Limited Ballots
REP Evan Young	819	54.06%	225	559	35	0	0
DEM Julia Maldonado	696	45.94%	136	526	30	4	0
Total Votes Cast	1,515	100.00%	361	1,085	65	4	0
Overvotes	0		0	0	0	0	0
Undervotes	48		16	27	5	0	0
Contest Totals	1,563		377	1,112	70	4	0

### Judge, Court of Criminal Appeals, Place 5

Vote For 1

	TOTAL	VOTE %	Election Day	Early Voting	Ballot By Mail	Provisional Ballots	Limited Ballots
REP Scott Walker	803	52.97%	221	546	36	0	0
DEM Dana Huffman	713	47.03%	142	538	29	4	0
Total Votes Cast	1,516	100.00%	363	1,084	65	4	0
Overvotes	0		0	0	0	0	0
Undervotes	47		14	28	5	0	0
Contest Totals	1,563		377	1,112	70	4	0

## PCT 110

### Judge, Court of Criminal Appeals, Place 6

Vote For 1

	TOTAL	VOTE %		Election Day	Early Voting	Ballot By Mail	Provisional Ballots	Limited Ballots
REP Jesse F. McClure, III	821	54.41%	<div style="width: 54.41%;"><div style="width: 54.41%;"></div></div>	226	559	35	1	0
DEM Robert Johnson	688	45.59%	<div style="width: 45.59%;"><div style="width: 45.59%;"></div></div>	133	521	31	3	0
Total Votes Cast	1,509	100.00%	<div style="width: 100.00%;"><div style="width: 100.00%;"></div></div>	359	1,080	66	4	0
Overvotes	0			0	0	0	0	0
Undervotes	54			18	32	4	0	0
Contest Totals	1,563			377	1,112	70	4	0

### Member, State Board of Education, District 12 CCD

Vote For 1

	TOTAL	VOTE %		Election Day	Early Voting	Ballot By Mail	Provisional Ballots	Limited Ballots
REP Pam Little	795	52.51%	<div style="width: 52.51%;"><div style="width: 52.51%;"></div></div>	209	551	35	0	0
DEM Alex Cornwallis	670	44.25%	<div style="width: 44.25%;"><div style="width: 44.25%;"></div></div>	130	505	31	4	0
LIB Christy Mowrey	49	3.24%	<div style="width: 3.24%;"><div style="width: 3.24%;"></div></div>	23	26	0	0	0
Write-In Totals	0	0.00%	<div style="width: 0.00%;"><div style="width: 0.00%;"></div></div>	0	0	0	0	0
Total Votes Cast	1,514	100.00%	<div style="width: 100.00%;"><div style="width: 100.00%;"></div></div>	362	1,082	66	4	0
Overvotes	0			0	0	0	0	0
Undervotes	49			15	30	4	0	0
Contest Totals	1,563			377	1,112	70	4	0

### State Senator, District 2

Vote For 1

	TOTAL	VOTE %		Election Day	Early Voting	Ballot By Mail	Provisional Ballots	Limited Ballots
REP Bob Hall	822	54.55%	<div style="width: 54.55%;"><div style="width: 54.55%;"></div></div>	225	561	35	1	0
DEM Prince S. Giador	685	45.45%	<div style="width: 45.45%;"><div style="width: 45.45%;"></div></div>	130	522	31	2	0
Total Votes Cast	1,507	100.00%	<div style="width: 100.00%;"><div style="width: 100.00%;"></div></div>	355	1,083	66	3	0
Overvotes	0			0	0	0	0	0
Undervotes	56			22	29	4	1	0
Contest Totals	1,563			377	1,112	70	4	0

### State Representative, District 33

Vote For 1

	TOTAL	VOTE %		Election Day	Early Voting	Ballot By Mail	Provisional Ballots	Limited Ballots
REP Justin Holland	815	53.90%	<div style="width: 53.90%;"><div style="width: 53.90%;"></div></div>	225	554	36	0	0
DEM Graeson Lynskey	697	46.10%	<div style="width: 46.10%;"><div style="width: 46.10%;"></div></div>	133	531	30	3	0
Total Votes Cast	1,512	100.00%	<div style="width: 100.00%;"><div style="width: 100.00%;"></div></div>	358	1,085	66	3	0
Overvotes	0			0	0	0	0	0
Undervotes	51			19	27	4	1	0
Contest Totals	1,563			377	1,112	70	4	0

## PCT 110

### Justice, 5th Court of Appeals District, Place 4

Vote For 1

	TOTAL	VOTE %	Election Day	Early Voting	Ballot By Mail	Provisional Ballots	Limited Ballots
REP Emily A. Miskel	817	54.25%	226	555	36	0	0
DEM Maricela Moore	689	45.75%	132	525	28	4	0
Total Votes Cast	1,506	100.00%	358	1,080	64	4	0
Overvotes	0		0	0	0	0	0
Undervotes	57		19	32	6	0	0
Contest Totals	1,563		377	1,112	70	4	0

### Justice, 5th Court of Appeals District, Place 7

Vote For 1

	TOTAL	VOTE %	Election Day	Early Voting	Ballot By Mail	Provisional Ballots	Limited Ballots
REP Kristina Williams	804	53.49%	221	547	36	0	0
DEM Nancy Kennedy	699	46.51%	137	530	28	4	0
Total Votes Cast	1,503	100.00%	358	1,077	64	4	0
Overvotes	0		0	0	0	0	0
Undervotes	60		19	35	6	0	0
Contest Totals	1,563		377	1,112	70	4	0

### County Judge CCD

Vote For 1

	TOTAL	VOTE %	Election Day	Early Voting	Ballot By Mail	Provisional Ballots	Limited Ballots
REP Chris Hill	820	54.09%	223	562	35	0	0
DEM Joshua Murray	696	45.91%	137	527	29	3	0
Total Votes Cast	1,516	100.00%	360	1,089	64	3	0
Overvotes	0		0	0	0	0	0
Undervotes	47		17	23	6	1	0
Contest Totals	1,563		377	1,112	70	4	0

### District Clerk CCD

Vote For 1

	TOTAL	VOTE %	Election Day	Early Voting	Ballot By Mail	Provisional Ballots	Limited Ballots
REP Mike Gould	817	54.39%	220	560	35	2	0
DEM David Brignac	685	45.61%	138	518	28	1	0
Total Votes Cast	1,502	100.00%	358	1,078	63	3	0
Overvotes	0		0	0	0	0	0
Undervotes	61		19	34	7	1	0
Contest Totals	1,563		377	1,112	70	4	0

## PCT 110

### Justice of the Peace, Precinct 3

Vote For 1

	TOTAL	VOTE %		Election Day	Early Voting	Ballot By Mail	Provisional Ballots	Limited Ballots
REP Mike Missildine	814	54.23%	<div style="width: 54.23%;"><div style="width: 54.23%;"></div></div>	219	558	36	1	0
DEM Irvin Lynn Barrett	687	45.77%	<div style="width: 45.77%;"><div style="width: 45.77%;"></div></div>	139	517	28	3	0
Total Votes Cast	1,501	100.00%	<div style="width: 100.00%;"><div style="width: 100.00%;"></div></div>	358	1,075	64	4	0
Overvotes	0			0	0	0	0	0
Undervotes	62			19	37	6	0	0
Contest Totals	1,563			377	1,112	70	4	0

### Plano ISD - Proposition A

Vote For 1

	TOTAL	VOTE %		Election Day	Early Voting	Ballot By Mail	Provisional Ballots	Limited Ballots
For	691	48.59%	<div style="width: 48.59%;"><div style="width: 48.59%;"></div></div>	141	526	21	3	0
Against	731	51.41%	<div style="width: 51.41%;"><div style="width: 51.41%;"></div></div>	198	500	33	0	0
Total Votes Cast	1,422	100.00%	<div style="width: 100.00%;"><div style="width: 100.00%;"></div></div>	339	1,026	54	3	0
Overvotes	0			0	0	0	0	0
Undervotes	141			38	86	16	1	0
Contest Totals	1,563			377	1,112	70	4	0

### Plano ISD - Proposition B

Vote For 1

	TOTAL	VOTE %		Election Day	Early Voting	Ballot By Mail	Provisional Ballots	Limited Ballots
For	752	52.55%	<div style="width: 52.55%;"><div style="width: 52.55%;"></div></div>	173	550	26	3	0
Against	679	47.45%	<div style="width: 47.45%;"><div style="width: 47.45%;"></div></div>	169	476	34	0	0
Total Votes Cast	1,431	100.00%	<div style="width: 100.00%;"><div style="width: 100.00%;"></div></div>	342	1,026	60	3	0
Overvotes	0			0	0	0	0	0
Undervotes	132			35	86	10	1	0
Contest Totals	1,563			377	1,112	70	4	0

### Plano ISD - Proposition C




Vote For 1

	TOTAL	VOTE %		Election Day	Early Voting	Ballot By Mail	Provisional Ballots	Limited Ballots
For	764	53.54%	<div style="width: 53.54%;"><div style="width: 53.54%;"></div></div>	169	569	23	3	0
Against	663	46.46%	<div style="width: 46.46%;"><div style="width: 46.46%;"></div></div>	175	452	36	0	0
Total Votes Cast	1,427	100.00%	<div style="width: 100.00%;"><div style="width: 100.00%;"></div></div>	344	1,021	59	3	0
Overvotes	0			0	0	0	0	0
Undervotes	136			33	91	11	1	0
Contest Totals	1,563			377	1,112	70	4	0

## PCT 110




### Plano ISD - Proposition D

Vote For 1

	TOTAL	VOTE %		Election Day	Early Voting	Ballot By Mail	Provisional Ballots	Limited Ballots
For	664	46.86%		155	488	18	3	0
Against	753	53.14%		185	528	40	0	0
Total Votes Cast	1,417	100.00%		340	1,016	58	3	0
Overvotes	0			0	0	0	0	0
Undervotes	146			37	96	12	1	0
Contest Totals	1,563			377	1,112	70	4	0

### Plano ISD - Proposition E

Vote For 1

	TOTAL	VOTE %		Election Day	Early Voting	Ballot By Mail	Provisional Ballots	Limited Ballots
For	595	42.08%		139	441	13	2	0
Against	819	57.92%		201	574	43	1	0
Total Votes Cast	1,414	100.00%		340	1,015	56	3	0
Overvotes	0			0	0	0	0	0
Undervotes	149			37	97	14	1	0
Contest Totals	1,563			377	1,112	70	4	0

## PCT 111

### U. S. Representative, District 4

Vote For 1

	TOTAL	VOTE %		Election Day	Early Voting	Ballot By Mail	Provisional Ballots	Limited Ballots
REP Pat Fallon	1,105	68.72%	<div style="width: 68.72%;"><div style="width: 68.72%;"></div></div>	320	755	29	1	0
DEM Iro Omere	474	29.48%	<div style="width: 29.48%;"><div style="width: 29.48%;"></div></div>	134	313	26	1	0
LIB John Simmons	29	1.80%	<div style="width: 1.80%;"><div style="width: 1.80%;"></div></div>	13	16	0	0	0
Total Votes Cast	1,608	100.00%	<div style="width: 100.00%;"><div style="width: 100.00%;"></div></div>	467	1,084	55	2	0
Overvotes	0			0	0	0	0	0
Undervotes	23			8	13	2	0	0
Contest Totals	1,631			475	1,097	57	2	0

### Governor

Vote For 1

	TOTAL	VOTE %		Election Day	Early Voting	Ballot By Mail	Provisional Ballots	Limited Ballots
REP Greg Abbott	1,092	67.08%	<div style="width: 67.08%;"><div style="width: 67.08%;"></div></div>	317	743	31	1	0
DEM Beto O'Rourke	514	31.57%	<div style="width: 31.57%;"><div style="width: 31.57%;"></div></div>	148	340	25	1	0
LIB Mark Tippetts	18	1.11%	<div style="width: 1.11%;"><div style="width: 1.11%;"></div></div>	8	10	0	0	0
GRN Delilah Barrios	3	0.18%	<div style="width: 0.18%;"><div style="width: 0.18%;"></div></div>	1	2	0	0	0
Write-In Totals	1	0.06%	<div style="width: 0.06%;"><div style="width: 0.06%;"></div></div>	1	0	0	0	0
Total Votes Cast	1,628	100.00%	<div style="width: 100.00%;"><div style="width: 100.00%;"></div></div>	475	1,095	56	2	0
Overvotes	0			0	0	0	0	0
Undervotes	3			0	2	1	0	0
Contest Totals	1,631			475	1,097	57	2	0

### Lieutenant Governor

Vote For 1

	TOTAL	VOTE %		Election Day	Early Voting	Ballot By Mail	Provisional Ballots	Limited Ballots
REP Dan Patrick	1,054	65.26%	<div style="width: 65.26%;"><div style="width: 65.26%;"></div></div>	304	721	28	1	0
DEM Mike Collier	531	32.88%	<div style="width: 32.88%;"><div style="width: 32.88%;"></div></div>	151	351	28	1	0
LIB Shanna Steele	30	1.86%	<div style="width: 1.86%;"><div style="width: 1.86%;"></div></div>	14	16	0	0	0
Total Votes Cast	1,615	100.00%	<div style="width: 100.00%;"><div style="width: 100.00%;"></div></div>	469	1,088	56	2	0
Overvotes	0			0	0	0	0	0
Undervotes	16			6	9	1	0	0
Contest Totals	1,631			475	1,097	57	2	0

### Attorney General

Vote For 1

	TOTAL	VOTE %		Election Day	Early Voting	Ballot By Mail	Provisional Ballots	Limited Ballots
REP Ken Paxton	1,027	64.11%	<div style="width: 64.11%;"><div style="width: 64.11%;"></div></div>	297	701	28	1	0
DEM Rochelle Mercedes Garza	524	32.71%	<div style="width: 32.71%;"><div style="width: 32.71%;"></div></div>	148	348	27	1	0
LIB Mark Ash	51	3.18%	<div style="width: 3.18%;"><div style="width: 3.18%;"></div></div>	18	32	1	0	0
Total Votes Cast	1,602	100.00%	<div style="width: 100.00%;"><div style="width: 100.00%;"></div></div>	463	1,081	56	2	0
Overvotes	0			0	0	0	0	0
Undervotes	29			12	16	1	0	0
Contest Totals	1,631			475	1,097	57	2	0

## PCT 111

### Comptroller of Public Accounts

Vote For 1

	TOTAL	VOTE %	Election Day	Early Voting	Ballot By Mail	Provisional Ballots	Limited Ballots
REP Glenn Hegar	1,136	70.82%	329	775	31	1	0
DEM Janet T. Dudding	445	27.74%	122	299	23	1	0
LIB V. Alonzo Echevarria-Garza	23	1.43%	12	11	0	0	0
Total Votes Cast	1,604	100.00%	463	1,085	54	2	0
Overvotes	0		0	0	0	0	0
Undervotes	27		12	12	3	0	0
Contest Totals	1,631		475	1,097	57	2	0

### Commissioner of the General Land Office

Vote For 1

	TOTAL	VOTE %	Election Day	Early Voting	Ballot By Mail	Provisional Ballots	Limited Ballots
REP Dawn Buckingham	1,124	70.21%	328	765	29	2	0
DEM Jay Kleberg	466	29.11%	129	312	25	0	0
GRN Alfred Molison, Jr	11	0.69%	4	7	0	0	0
Write-In Totals	0	0.00%	0	0	0	0	0
Total Votes Cast	1,601	100.00%	461	1,084	54	2	0
Overvotes	0		0	0	0	0	0
Undervotes	30		14	13	3	0	0
Contest Totals	1,631		475	1,097	57	2	0

### Commissioner of Agriculture

Vote For 1

	TOTAL	VOTE %	Election Day	Early Voting	Ballot By Mail	Provisional Ballots	Limited Ballots
REP Sid Miller	1,107	69.40%	331	745	29	2	0
DEM Susan Hays	488	30.60%	129	334	25	0	0
Total Votes Cast	1,595	100.00%	460	1,079	54	2	0
Overvotes	0		0	0	0	0	0
Undervotes	36		15	18	3	0	0
Contest Totals	1,631		475	1,097	57	2	0

### Railroad Commissioner

Vote For 1

	TOTAL	VOTE %	Election Day	Early Voting	Ballot By Mail	Provisional Ballots	Limited Ballots
REP Wayne Christian	1,097	68.69%	322	743	31	1	0
DEM Luke Warford	457	28.62%	124	309	23	1	0
LIB Jaime Andres Diez	34	2.13%	14	20	0	0	0
GRN Hunter Wayne Crow	9	0.56%	2	7	0	0	0
Total Votes Cast	1,597	100.00%	462	1,079	54	2	0
Overvotes	0		0	0	0	0	0
Undervotes	34		13	18	3	0	0
Contest Totals	1,631		475	1,097	57	2	0

## PCT 111

### Justice, Supreme Court, Place 3

Vote For 1

	TOTAL	VOTE %	Election Day	Early Voting	Ballot By Mail	Provisional Ballots	Limited Ballots
REP Debra Lehrmann	1,117	69.64%	323	762	31	1	0
DEM Erin A. Nowell	466	29.05%	129	312	24	1	0
LIB Thomas Edward Oxford	21	1.31%	12	9	0	0	0
Total Votes Cast	1,604	100.00%	464	1,083	55	2	0
Overvotes	0		0	0	0	0	0
Undervotes	27		11	14	2	0	0
Contest Totals	1,631		475	1,097	57	2	0

### Justice, Supreme Court, Place 5

Vote For 1

	TOTAL	VOTE %	Election Day	Early Voting	Ballot By Mail	Provisional Ballots	Limited Ballots
REP Rebeca Huddle	1,120	69.83%	326	762	31	1	0
DEM Amanda Reichel	484	30.17%	137	323	23	1	0
Total Votes Cast	1,604	100.00%	463	1,085	54	2	0
Overvotes	0		0	0	0	0	0
Undervotes	27		12	12	3	0	0
Contest Totals	1,631		475	1,097	57	2	0

### Justice, Supreme Court, Place 9

Vote For 1

	TOTAL	VOTE %	Election Day	Early Voting	Ballot By Mail	Provisional Ballots	Limited Ballots
REP Evan Young	1,116	69.62%	326	758	31	1	0
DEM Julia Maldonado	487	30.38%	137	325	24	1	0
Total Votes Cast	1,603	100.00%	463	1,083	55	2	0
Overvotes	0		0	0	0	0	0
Undervotes	28		12	14	2	0	0
Contest Totals	1,631		475	1,097	57	2	0

### Judge, Court of Criminal Appeals, Place 5

Vote For 1

	TOTAL	VOTE %	Election Day	Early Voting	Ballot By Mail	Provisional Ballots	Limited Ballots
REP Scott Walker	1,116	69.84%	325	759	31	1	0
DEM Dana Huffman	482	30.16%	137	320	24	1	0
Total Votes Cast	1,598	100.00%	462	1,079	55	2	0
Overvotes	0		0	0	0	0	0
Undervotes	33		13	18	2	0	0
Contest Totals	1,631		475	1,097	57	2	0



## PCT 111

### Judge, Court of Criminal Appeals, Place 6

Vote For 1

	TOTAL	VOTE %		Election Day	Early Voting	Ballot By Mail	Provisional Ballots	Limited Ballots
REP Jesse F. McClure, III	1,123	70.45%	<div style="width: 70.45%;"><div style="width: 70.45%;"></div></div>	327	763	32	1	0
DEM Robert Johnson	471	29.55%	<div style="width: 29.55%;"><div style="width: 29.55%;"></div></div>	132	315	23	1	0
Total Votes Cast	1,594	100.00%	<div style="width: 100%;"><div style="width: 100%;"></div></div>	459	1,078	55	2	0
Overvotes	0			0	0	0	0	0
Undervotes	37			16	19	2	0	0
Contest Totals	1,631			475	1,097	57	2	0

### Member, State Board of Education, District 12 CCD

Vote For 1

	TOTAL	VOTE %		Election Day	Early Voting	Ballot By Mail	Provisional Ballots	Limited Ballots
REP Pam Little	1,104	69.22%	<div style="width: 69.22%;"><div style="width: 69.22%;"></div></div>	321	753	29	1	0
DEM Alex Cornwallis	454	28.46%	<div style="width: 28.46%;"><div style="width: 28.46%;"></div></div>	124	307	22	1	0
LIB Christy Mowrey	36	2.26%	<div style="width: 2.26%;"><div style="width: 2.26%;"></div></div>	15	18	3	0	0
Write-In Totals	1	0.06%	<div style="width: 0.06%;"><div style="width: 0.06%;"></div></div>	0	1	0	0	0
Total Votes Cast	1,595	100.00%	<div style="width: 100%;"><div style="width: 100%;"></div></div>	460	1,079	54	2	0
Overvotes	0			0	0	0	0	0
Undervotes	36			15	18	3	0	0
Contest Totals	1,631			475	1,097	57	2	0

### State Representative, District 66

Vote For 1

	TOTAL	VOTE %		Election Day	Early Voting	Ballot By Mail	Provisional Ballots	Limited Ballots
REP Matt Shaheen	1,134	71.01%	<div style="width: 71.01%;"><div style="width: 71.01%;"></div></div>	333	769	31	1	0
DEM Jesse Ringness	463	28.99%	<div style="width: 28.99%;"><div style="width: 28.99%;"></div></div>	127	311	24	1	0
Total Votes Cast	1,597	100.00%	<div style="width: 100%;"><div style="width: 100%;"></div></div>	460	1,080	55	2	0
Overvotes	0			0	0	0	0	0
Undervotes	34			15	17	2	0	0
Contest Totals	1,631			475	1,097	57	2	0

### Justice, 5th Court of Appeals District, Place 4

Vote For 1

	TOTAL	VOTE %		Election Day	Early Voting	Ballot By Mail	Provisional Ballots	Limited Ballots
REP Emily A. Miskel	1,113	70.27%	<div style="width: 70.27%;"><div style="width: 70.27%;"></div></div>	323	757	32	1	0
DEM Maricela Moore	471	29.73%	<div style="width: 29.73%;"><div style="width: 29.73%;"></div></div>	132	315	23	1	0
Total Votes Cast	1,584	100.00%	<div style="width: 100%;"><div style="width: 100%;"></div></div>	455	1,072	55	2	0
Overvotes	0			0	0	0	0	0
Undervotes	47			20	25	2	0	0
Contest Totals	1,631			475	1,097	57	2	0

## PCT 111

### Justice, 5th Court of Appeals District, Place 7

Vote For 1

	TOTAL	VOTE %	Election Day	Early Voting	Ballot By Mail	Provisional Ballots	Limited Ballots
REP Kristina Williams	1,113	70.04%	325	754	33	1	0
DEM Nancy Kennedy	476	29.96%	133	319	23	1	0
Total Votes Cast	1,589	100.00%	458	1,073	56	2	0
Overvotes	0		0	0	0	0	0
Undervotes	42		17	24	1	0	0
Contest Totals	1,631		475	1,097	57	2	0

### County Judge CCD

Vote For 1

	TOTAL	VOTE %	Election Day	Early Voting	Ballot By Mail	Provisional Ballots	Limited Ballots
REP Chris Hill	1,122	70.34%	330	761	30	1	0
DEM Joshua Murray	473	29.66%	128	319	25	1	0
Total Votes Cast	1,595	100.00%	458	1,080	55	2	0
Overvotes	0		0	0	0	0	0
Undervotes	36		17	17	2	0	0
Contest Totals	1,631		475	1,097	57	2	0

### District Clerk CCD

Vote For 1

	TOTAL	VOTE %	Election Day	Early Voting	Ballot By Mail	Provisional Ballots	Limited Ballots
REP Mike Gould	1,123	70.72%	327	764	31	1	0
DEM David Brignac	465	29.28%	127	314	23	1	0
Total Votes Cast	1,588	100.00%	454	1,078	54	2	0
Overvotes	0		0	0	0	0	0
Undervotes	43		21	19	3	0	0
Contest Totals	1,631		475	1,097	57	2	0

### Justice of the Peace, Precinct 4

Vote For 1

	TOTAL	VOTE %	Election Day	Early Voting	Ballot By Mail	Provisional Ballots	Limited Ballots
REP Vincent Venegoni	1,120	70.62%	325	763	31	1	0
DEM Adam Kern	466	29.38%	130	312	23	1	0
Total Votes Cast	1,586	100.00%	455	1,075	54	2	0
Overvotes	0		0	0	0	0	0
Undervotes	45		20	22	3	0	0
Contest Totals	1,631		475	1,097	57	2	0

## PCT 112

### U. S. Representative District 3

Vote For 1

	TOTAL	VOTE %	Election Day	Early Voting	Ballot By Mail	Provisional Ballots	Limited Ballots
REP Keith Self	952	51.54%	185	723	42	2	0
DEM Sandeep Srivastava	864	46.78%	147	652	65	0	0
LIB Christopher Claytor	31	1.68%	6	24	1	0	0
Total Votes Cast	1,847	100.00%	338	1,399	108	2	0
Overvotes	0		0	0	0	0	0
Undervotes	25		5	16	3	1	0
Contest Totals	1,872		343	1,415	111	3	0

### Governor

Vote For 1

	TOTAL	VOTE %	Election Day	Early Voting	Ballot By Mail	Provisional Ballots	Limited Ballots
REP Greg Abbott	922	49.41%	173	709	38	2	0
DEM Beto O'Rourke	919	49.25%	161	686	71	1	0
LIB Mark Tippetts	17	0.91%	6	10	1	0	0
GRN Delilah Barrios	6	0.32%	0	6	0	0	0
Write-In Totals	2	0.11%	0	1	1	0	0
Total Votes Cast	1,866	100.00%	340	1,412	111	3	0
Overvotes	0		0	0	0	0	0
Undervotes	6		3	3	0	0	0
Contest Totals	1,872		343	1,415	111	3	0

### Lieutenant Governor

Vote For 1

	TOTAL	VOTE %	Election Day	Early Voting	Ballot By Mail	Provisional Ballots	Limited Ballots
REP Dan Patrick	888	48.00%	167	682	37	2	0
DEM Mike Collier	925	50.00%	158	695	71	1	0
LIB Shanna Steele	37	2.00%	9	27	1	0	0
Total Votes Cast	1,850	100.00%	334	1,404	109	3	0
Overvotes	0		0	0	0	0	0
Undervotes	22		9	11	2	0	0
Contest Totals	1,872		343	1,415	111	3	0

### Attorney General

Vote For 1

	TOTAL	VOTE %	Election Day	Early Voting	Ballot By Mail	Provisional Ballots	Limited Ballots
REP Ken Paxton	859	46.63%	162	660	35	2	0
DEM Rochelle Mercedes Garza	922	50.05%	157	690	74	1	0
LIB Mark Ash	61	3.31%	13	47	1	0	0
Total Votes Cast	1,842	100.00%	332	1,397	110	3	0
Overvotes	0		0	0	0	0	0
Undervotes	30		11	18	1	0	0
Contest Totals	1,872		343	1,415	111	3	0

## PCT 112

### Comptroller of Public Accounts

Vote For 1

	TOTAL	VOTE %	Election Day	Early Voting	Ballot By Mail	Provisional Ballots	Limited Ballots
REP Glenn Hegar	998	54.54%	193	758	45	2	0
DEM Janet T. Dudding	797	43.55%	132	604	61	0	0
LIB V. Alonzo Echevarria-Garza	35	1.91%	8	26	1	0	0
Total Votes Cast	1,830	100.00%	333	1,388	107	2	0
Overvotes	0		0	0	0	0	0
Undervotes	42		10	27	4	1	0
Contest Totals	1,872		343	1,415	111	3	0

### Commissioner of the General Land Office

Vote For 1

	TOTAL	VOTE %	Election Day	Early Voting	Ballot By Mail	Provisional Ballots	Limited Ballots
REP Dawn Buckingham	967	53.16%	192	733	40	2	0
DEM Jay Kleberg	831	45.68%	133	632	66	0	0
GRN Alfred Molison, Jr	18	0.99%	6	11	1	0	0
Write-In Totals	3	0.16%	0	3	0	0	0
Total Votes Cast	1,819	100.00%	331	1,379	107	2	0
Overvotes	0		0	0	0	0	0
Undervotes	53		12	36	4	1	0
Contest Totals	1,872		343	1,415	111	3	0

### Commissioner of Agriculture

Vote For 1

	TOTAL	VOTE %	Election Day	Early Voting	Ballot By Mail	Provisional Ballots	Limited Ballots
REP Sid Miller	962	52.77%	183	735	42	2	0
DEM Susan Hays	861	47.23%	147	648	66	0	0
Total Votes Cast	1,823	100.00%	330	1,383	108	2	0
Overvotes	0		0	0	0	0	0
Undervotes	49		13	32	3	1	0
Contest Totals	1,872		343	1,415	111	3	0

### Railroad Commissioner

Vote For 1

	TOTAL	VOTE %	Election Day	Early Voting	Ballot By Mail	Provisional Ballots	Limited Ballots
REP Wayne Christian	935	51.35%	182	708	43	2	0
DEM Luke Warford	837	45.96%	138	637	62	0	0
LIB Jaime Andres Diez	34	1.87%	9	23	2	0	0
GRN Hunter Wayne Crow	15	0.82%	3	12	0	0	0
Total Votes Cast	1,821	100.00%	332	1,380	107	2	0
Overvotes	0		0	0	0	0	0
Undervotes	51		11	35	4	1	0
Contest Totals	1,872		343	1,415	111	3	0

## PCT 112

### Justice, Supreme Court, Place 3

Vote For 1

	TOTAL	VOTE %	Election Day	Early Voting	Ballot By Mail	Provisional Ballots	Limited Ballots
REP Debra Lehrmann	979	53.64%	186	747	44	2	0
DEM Erin A. Nowell	820	44.93%	135	621	64	0	0
LIB Thomas Edward Oxford	26	1.42%	8	18	0	0	0
Total Votes Cast	1,825	100.00%	329	1,386	108	2	0
Overvotes	0		0	0	0	0	0
Undervotes	47		14	29	3	1	0
Contest Totals	1,872		343	1,415	111	3	0

### Justice, Supreme Court, Place 5

Vote For 1

	TOTAL	VOTE %	Election Day	Early Voting	Ballot By Mail	Provisional Ballots	Limited Ballots
REP Rebeca Huddle	983	54.10%	188	750	43	2	0
DEM Amanda Reichel	834	45.90%	138	632	64	0	0
Total Votes Cast	1,817	100.00%	326	1,382	107	2	0
Overvotes	0		0	0	0	0	0
Undervotes	55		17	33	4	1	0
Contest Totals	1,872		343	1,415	111	3	0

### Justice, Supreme Court, Place 9

Vote For 1

	TOTAL	VOTE %	Election Day	Early Voting	Ballot By Mail	Provisional Ballots	Limited Ballots
REP Evan Young	974	53.87%	191	742	39	2	0
DEM Julia Maldonado	834	46.13%	134	633	67	0	0
Total Votes Cast	1,808	100.00%	325	1,375	106	2	0
Overvotes	0		0	0	0	0	0
Undervotes	64		18	40	5	1	0
Contest Totals	1,872		343	1,415	111	3	0

### Judge, Court of Criminal Appeals, Place 5

Vote For 1

	TOTAL	VOTE %	Election Day	Early Voting	Ballot By Mail	Provisional Ballots	Limited Ballots
REP Scott Walker	969	53.36%	185	740	42	2	0
DEM Dana Huffman	847	46.64%	140	641	66	0	0
Total Votes Cast	1,816	100.00%	325	1,381	108	2	0
Overvotes	0		0	0	0	0	0
Undervotes	56		18	34	3	1	0
Contest Totals	1,872		343	1,415	111	3	0

## PCT 112

### Judge, Court of Criminal Appeals, Place 6

Vote For 1

	TOTAL	VOTE %	Election Day	Early Voting	Ballot By Mail	Provisional Ballots	Limited Ballots
REP Jesse F. McClure, III	987	54.65%	189	754	42	2	0
DEM Robert Johnson	819	45.35%	135	618	66	0	0
Total Votes Cast	1,806	100.00%	324	1,372	108	2	0
Overvotes	0		0	0	0	0	0
Undervotes	66		19	43	3	1	0
Contest Totals	1,872		343	1,415	111	3	0

### Member, State Board of Education, District 12 CCD

Vote For 1

	TOTAL	VOTE %	Election Day	Early Voting	Ballot By Mail	Provisional Ballots	Limited Ballots
REP Pam Little	963	53.03%	186	727	48	2	0
DEM Alex Cornwallis	819	45.10%	134	625	60	0	0
LIB Christy Mowrey	33	1.82%	9	24	0	0	0
Write-In Totals	1	0.06%	0	1	0	0	0
Total Votes Cast	1,816	100.00%	329	1,377	108	2	0
Overvotes	0		0	0	0	0	0
Undervotes	56		14	38	3	1	0
Contest Totals	1,872		343	1,415	111	3	0

### State Senator, District 8

Vote For 1

	TOTAL	VOTE %	Election Day	Early Voting	Ballot By Mail	Provisional Ballots	Limited Ballots
REP Angela Paxton	892	48.82%	176	675	39	2	0
DEM Jonathan Cocks	888	48.60%	143	676	69	0	0
LIB Edward Kless	47	2.57%	11	35	1	0	0
Total Votes Cast	1,827	100.00%	330	1,386	109	2	0
Overvotes	0		0	0	0	0	0
Undervotes	45		13	29	2	1	0
Contest Totals	1,872		343	1,415	111	3	0

### State Representative, District 66

Vote For 1

	TOTAL	VOTE %	Election Day	Early Voting	Ballot By Mail	Provisional Ballots	Limited Ballots
REP Matt Shaheen	994	54.50%	198	747	47	2	0
DEM Jesse Ringness	830	45.50%	132	637	61	0	0
Total Votes Cast	1,824	100.00%	330	1,384	108	2	0
Overvotes	0		0	0	0	0	0
Undervotes	48		13	31	3	1	0
Contest Totals	1,872		343	1,415	111	3	0

## PCT 112

### Justice, 5th Court of Appeals District, Place 4

Vote For 1

	TOTAL	VOTE %	Election Day	Early Voting	Ballot By Mail	Provisional Ballots	Limited Ballots
REP Emily A. Miskel	980	54.47%	186	752	40	2	0
DEM Maricela Moore	819	45.53%	137	619	63	0	0
Total Votes Cast	1,799	100.00%	323	1,371	103	2	0
Overvotes	0		0	0	0	0	0
Undervotes	73		20	44	8	1	0
Contest Totals	1,872		343	1,415	111	3	0

### Justice, 5th Court of Appeals District, Place 7

Vote For 1

	TOTAL	VOTE %	Election Day	Early Voting	Ballot By Mail	Provisional Ballots	Limited Ballots
REP Kristina Williams	968	53.81%	185	742	39	2	0
DEM Nancy Kennedy	831	46.19%	138	630	63	0	0
Total Votes Cast	1,799	100.00%	323	1,372	102	2	0
Overvotes	0		0	0	0	0	0
Undervotes	73		20	43	9	1	0
Contest Totals	1,872		343	1,415	111	3	0

### County Judge CCD

Vote For 1

	TOTAL	VOTE %	Election Day	Early Voting	Ballot By Mail	Provisional Ballots	Limited Ballots
REP Chris Hill	966	53.37%	188	736	40	2	0
DEM Joshua Murray	844	46.63%	138	642	64	0	0
Total Votes Cast	1,810	100.00%	326	1,378	104	2	0
Overvotes	0		0	0	0	0	0
Undervotes	62		17	37	7	1	0
Contest Totals	1,872		343	1,415	111	3	0

### District Clerk CCD

Vote For 1

	TOTAL	VOTE %	Election Day	Early Voting	Ballot By Mail	Provisional Ballots	Limited Ballots
REP Mike Gould	973	54.39%	188	744	39	2	0
DEM David Brignac	816	45.61%	134	621	61	0	0
Total Votes Cast	1,789	100.00%	322	1,365	100	2	0
Overvotes	0		0	0	0	0	0
Undervotes	83		21	50	11	1	0
Contest Totals	1,872		343	1,415	111	3	0

## PCT 112

### County Commissioner, Precinct 4

Vote For 1

	TOTAL	VOTE %	Election Day	Early Voting	Ballot By Mail	Provisional Ballots	Limited Ballots
REP Duncan Webb	997	55.20%	191	764	40	2	0
DEM Jeffrey Williams	809	44.80%	135	612	62	0	0
Total Votes Cast	1,806	100.00%	326	1,376	102	2	0
Overvotes	0		0	0	0	0	0
Undervotes	66		17	39	9	1	0
Contest Totals	1,872		343	1,415	111	3	0

### Justice of the Peace, Precinct 4

Vote For 1

	TOTAL	VOTE %	Election Day	Early Voting	Ballot By Mail	Provisional Ballots	Limited Ballots
REP Vincent Venegoni	972	54.51%	184	748	38	2	0
DEM Adam Kern	811	45.49%	137	612	62	0	0
Total Votes Cast	1,783	100.00%	321	1,360	100	2	0
Overvotes	0		0	0	0	0	0
Undervotes	89		22	55	11	1	0
Contest Totals	1,872		343	1,415	111	3	0

### Plano ISD - Proposition A

Vote For 1

	TOTAL	VOTE %	Election Day	Early Voting	Ballot By Mail	Provisional Ballots	Limited Ballots
For	913	52.68%	142	710	59	2	0
Against	820	47.32%	172	607	41	0	0
Total Votes Cast	1,733	100.00%	314	1,317	100	2	0
Overvotes	0		0	0	0	0	0
Undervotes	139		29	98	11	1	0
Contest Totals	1,872		343	1,415	111	3	0

### Plano ISD - Proposition B

Vote For 1

	TOTAL	VOTE %	Election Day	Early Voting	Ballot By Mail	Provisional Ballots	Limited Ballots
For	1,007	57.67%	160	784	61	2	0
Against	739	42.33%	160	540	39	0	0
Total Votes Cast	1,746	100.00%	320	1,324	100	2	0
Overvotes	0		0	0	0	0	0
Undervotes	126		23	91	11	1	0
Contest Totals	1,872		343	1,415	111	3	0



## PCT 112

### Plano ISD - Proposition C

Vote For 1

	TOTAL	VOTE %		Election Day	Early Voting	Ballot By Mail	Provisional Ballots	Limited Ballots
For	995	57.12%	<div style="width: 57.12%;"><div style="width: 57.12%;"></div></div>	166	770	57	2	0
Against	747	42.88%	<div style="width: 42.88%;"><div style="width: 42.88%;"></div></div>	152	554	41	0	0
Total Votes Cast	1,742	100.00%	<div style="width: 100.00%;"><div style="width: 100.00%;"></div></div>	318	1,324	98	2	0
Overvotes	0			0	0	0	0	0
Undervotes	130			25	91	13	1	0
Contest Totals	1,872			343	1,415	111	3	0

### Plano ISD - Proposition D

Vote For 1

	TOTAL	VOTE %		Election Day	Early Voting	Ballot By Mail	Provisional Ballots	Limited Ballots
For	868	50.12%	<div style="width: 50.12%;"><div style="width: 50.12%;"></div></div>	142	675	49	2	0
Against	864	49.88%	<div style="width: 49.88%;"><div style="width: 49.88%;"></div></div>	173	641	50	0	0
Total Votes Cast	1,732	100.00%	<div style="width: 100.00%;"><div style="width: 100.00%;"></div></div>	315	1,316	99	2	0
Overvotes	0			0	0	0	0	0
Undervotes	140			28	99	12	1	0
Contest Totals	1,872			343	1,415	111	3	0

### Plano ISD - Proposition E

Vote For 1

	TOTAL	VOTE %		Election Day	Early Voting	Ballot By Mail	Provisional Ballots	Limited Ballots
For	824	47.58%	<div style="width: 47.58%;"><div style="width: 47.58%;"></div></div>	138	641	43	2	0
Against	908	52.42%	<div style="width: 52.42%;"><div style="width: 52.42%;"></div></div>	179	675	54	0	0
Total Votes Cast	1,732	100.00%	<div style="width: 100.00%;"><div style="width: 100.00%;"></div></div>	317	1,316	97	2	0
Overvotes	0			0	0	0	0	0
Undervotes	140			26	99	14	1	0
Contest Totals	1,872			343	1,415	111	3	0

## PCT 113

### U. S. Representative District 3

Vote For 1

	TOTAL	VOTE %	Election Day	Early Voting	Ballot By Mail	Provisional Ballots	Limited Ballots
REP Keith Self	721	49.01%	213	485	23	0	0
DEM Sandeep Srivastava	698	47.45%	215	453	29	1	0
LIB Christopher Claytor	52	3.54%	24	27	1	0	0
Total Votes Cast	1,471	100.00%	452	965	53	1	0
Overvotes	0		0	0	0	0	0
Undervotes	35		16	11	8	0	0
Contest Totals	1,506		468	976	61	1	0

### Governor

Vote For 1

	TOTAL	VOTE %	Election Day	Early Voting	Ballot By Mail	Provisional Ballots	Limited Ballots
REP Greg Abbott	706	46.97%	204	474	28	0	0
DEM Beto O'Rourke	758	50.43%	242	484	31	1	0
LIB Mark Tippetts	32	2.13%	18	12	2	0	0
GRN Delilah Barrios	7	0.47%	4	3	0	0	0
Write-In Totals	0	0.00%	0	0	0	0	0
Total Votes Cast	1,503	100.00%	468	973	61	1	0
Overvotes	0		0	0	0	0	0
Undervotes	3		0	3	0	0	0
Contest Totals	1,506		468	976	61	1	0

### Lieutenant Governor

Vote For 1

	TOTAL	VOTE %	Election Day	Early Voting	Ballot By Mail	Provisional Ballots	Limited Ballots
REP Dan Patrick	680	45.73%	206	455	19	0	0
DEM Mike Collier	749	50.37%	225	487	36	1	0
LIB Shanna Steele	58	3.90%	24	29	5	0	0
Total Votes Cast	1,487	100.00%	455	971	60	1	0
Overvotes	0		0	0	0	0	0
Undervotes	19		13	5	1	0	0
Contest Totals	1,506		468	976	61	1	0

### Attorney General

Vote For 1

	TOTAL	VOTE %	Election Day	Early Voting	Ballot By Mail	Provisional Ballots	Limited Ballots
REP Ken Paxton	673	45.38%	206	448	19	0	0
DEM Rochelle Mercedes Garza	741	49.97%	221	483	36	1	0
LIB Mark Ash	69	4.65%	29	34	6	0	0
Total Votes Cast	1,483	100.00%	456	965	61	1	0
Overvotes	0		0	0	0	0	0
Undervotes	23		12	11	0	0	0
Contest Totals	1,506		468	976	61	1	0

## PCT 113

### Comptroller of Public Accounts

Vote For 1

	TOTAL	VOTE %		Election Day	Early Voting	Ballot By Mail	Provisional Ballots	Limited Ballots
REP Glenn Hegar	735	50.03%	<div style="width: 50.03%;"><div style="width: 50.03%;"></div></div>	222	484	29	0	0
DEM Janet T. Dudding	674	45.88%	<div style="width: 45.88%;"><div style="width: 45.88%;"></div></div>	195	449	29	1	0
LIB V. Alonzo Echevarria-Garza	60	4.08%	<div style="width: 4.08%;"><div style="width: 4.08%;"></div></div>	31	29	0	0	0
Total Votes Cast	1,469	100.00%	<div style="width: 100.00%;"><div style="width: 100.00%;"></div></div>	448	962	58	1	0
Overvotes	0			0	0	0	0	0
Undervotes	37			20	14	3	0	0
Contest Totals	1,506			468	976	61	1	0

### Commissioner of the General Land Office

Vote For 1

	TOTAL	VOTE %		Election Day	Early Voting	Ballot By Mail	Provisional Ballots	Limited Ballots
REP Dawn Buckingham	740	50.62%	<div style="width: 50.62%;"><div style="width: 50.62%;"></div></div>	223	490	27	0	0
DEM Jay Kleberg	684	46.79%	<div style="width: 46.79%;"><div style="width: 46.79%;"></div></div>	206	447	30	1	0
GRN Alfred Molison, Jr	38	2.60%	<div style="width: 2.60%;"><div style="width: 2.60%;"></div></div>	17	21	0	0	0
Write-In Totals	0	0.00%	<div style="width: 0.00%;"><div style="width: 0.00%;"></div></div>	0	0	0	0	0
Total Votes Cast	1,462	100.00%	<div style="width: 100.00%;"><div style="width: 100.00%;"></div></div>	446	958	57	1	0
Overvotes	0			0	0	0	0	0
Undervotes	44			22	18	4	0	0
Contest Totals	1,506			468	976	61	1	0

### Commissioner of Agriculture

Vote For 1

	TOTAL	VOTE %		Election Day	Early Voting	Ballot By Mail	Provisional Ballots	Limited Ballots
REP Sid Miller	731	50.31%	<div style="width: 50.31%;"><div style="width: 50.31%;"></div></div>	231	478	22	0	0
DEM Susan Hays	722	49.69%	<div style="width: 49.69%;"><div style="width: 49.69%;"></div></div>	211	475	35	1	0
Total Votes Cast	1,453	100.00%	<div style="width: 100.00%;"><div style="width: 100.00%;"></div></div>	442	953	57	1	0
Overvotes	0			0	0	0	0	0
Undervotes	53			26	23	4	0	0
Contest Totals	1,506			468	976	61	1	0

### Railroad Commissioner

Vote For 1

	TOTAL	VOTE %		Election Day	Early Voting	Ballot By Mail	Provisional Ballots	Limited Ballots
REP Wayne Christian	700	48.18%	<div style="width: 48.18%;"><div style="width: 48.18%;"></div></div>	213	465	22	0	0
DEM Luke Warford	666	45.84%	<div style="width: 45.84%;"><div style="width: 45.84%;"></div></div>	185	445	35	1	0
LIB Jaime Andres Diez	66	4.54%	<div style="width: 4.54%;"><div style="width: 4.54%;"></div></div>	36	30	0	0	0
GRN Hunter Wayne Crow	21	1.45%	<div style="width: 1.45%;"><div style="width: 1.45%;"></div></div>	7	14	0	0	0
Total Votes Cast	1,453	100.00%	<div style="width: 100.00%;"><div style="width: 100.00%;"></div></div>	441	954	57	1	0
Overvotes	0			0	0	0	0	0
Undervotes	53			27	22	4	0	0
Contest Totals	1,506			468	976	61	1	0

## PCT 113

### Justice, Supreme Court, Place 3

Vote For 1

	TOTAL	VOTE %		Election Day	Early Voting	Ballot By Mail	Provisional Ballots	Limited Ballots
REP Debra Lehrmann	730	50.00%	<div style="width: 50%;"><div style="width: 50%;"></div></div>	213	490	27	0	0
DEM Erin A. Nowell	680	46.58%	<div style="width: 46.58%;"><div style="width: 46.58%;"></div></div>	202	450	27	1	0
LIB Thomas Edward Oxford	50	3.42%	<div style="width: 3.42%;"><div style="width: 3.42%;"></div></div>	29	18	3	0	0
Total Votes Cast	1,460	100.00%	<div style="width: 100%;"><div style="width: 100%;"></div></div>	444	958	57	1	0
Overvotes	0			0	0	0	0	0
Undervotes	46			24	18	4	0	0
Contest Totals	1,506			468	976	61	1	0

### Justice, Supreme Court, Place 5

Vote For 1

	TOTAL	VOTE %		Election Day	Early Voting	Ballot By Mail	Provisional Ballots	Limited Ballots
REP Rebeca Huddle	747	51.38%	<div style="width: 51.38%;"><div style="width: 51.38%;"></div></div>	224	494	29	0	0
DEM Amanda Reichel	707	48.62%	<div style="width: 48.62%;"><div style="width: 48.62%;"></div></div>	220	458	28	1	0
Total Votes Cast	1,454	100.00%	<div style="width: 100%;"><div style="width: 100%;"></div></div>	444	952	57	1	0
Overvotes	0			0	0	0	0	0
Undervotes	52			24	24	4	0	0
Contest Totals	1,506			468	976	61	1	0

### Justice, Supreme Court, Place 9

Vote For 1

	TOTAL	VOTE %		Election Day	Early Voting	Ballot By Mail	Provisional Ballots	Limited Ballots
REP Evan Young	732	50.38%	<div style="width: 50.38%;"><div style="width: 50.38%;"></div></div>	221	485	26	0	0
DEM Julia Maldonado	721	49.62%	<div style="width: 49.62%;"><div style="width: 49.62%;"></div></div>	221	468	31	1	0
Total Votes Cast	1,453	100.00%	<div style="width: 100%;"><div style="width: 100%;"></div></div>	442	953	57	1	0
Overvotes	0			0	0	0	0	0
Undervotes	53			26	23	4	0	0
Contest Totals	1,506			468	976	61	1	0

### Judge, Court of Criminal Appeals, Place 5

Vote For 1

	TOTAL	VOTE %		Election Day	Early Voting	Ballot By Mail	Provisional Ballots	Limited Ballots
REP Scott Walker	740	50.93%	<div style="width: 50.93%;"><div style="width: 50.93%;"></div></div>	222	493	25	0	0
DEM Dana Huffman	713	49.07%	<div style="width: 49.07%;"><div style="width: 49.07%;"></div></div>	220	460	32	1	0
Total Votes Cast	1,453	100.00%	<div style="width: 100%;"><div style="width: 100%;"></div></div>	442	953	57	1	0
Overvotes	0			0	0	0	0	0
Undervotes	53			26	23	4	0	0
Contest Totals	1,506			468	976	61	1	0

## PCT 113

### Judge, Court of Criminal Appeals, Place 6

Vote For 1

	TOTAL	VOTE %		Election Day	Early Voting	Ballot By Mail	Provisional Ballots	Limited Ballots
REP Jesse F. McClure, III	735	50.90%	<div style="width: 50.90%;"><div style="width: 50.90%;"></div></div>	219	488	28	0	0
DEM Robert Johnson	709	49.10%	<div style="width: 49.10%;"><div style="width: 49.10%;"></div></div>	222	457	29	1	0
Total Votes Cast	1,444	100.00%	<div style="width: 100.00%;"><div style="width: 100.00%;"></div></div>	441	945	57	1	0
Overvotes	0			0	0	0	0	0
Undervotes	62			27	31	4	0	0
Contest Totals	1,506			468	976	61	1	0

### Member, State Board of Education, District 12 CCD

Vote For 1

	TOTAL	VOTE %		Election Day	Early Voting	Ballot By Mail	Provisional Ballots	Limited Ballots
REP Pam Little	710	49.07%	<div style="width: 49.07%;"><div style="width: 49.07%;"></div></div>	214	471	25	0	0
DEM Alex Cornwallis	663	45.82%	<div style="width: 45.82%;"><div style="width: 45.82%;"></div></div>	193	442	27	1	0
LIB Christy Mowrey	71	4.91%	<div style="width: 4.91%;"><div style="width: 4.91%;"></div></div>	33	34	4	0	0
Write-In Totals	3	0.21%	<div style="width: 0.21%;"><div style="width: 0.21%;"></div></div>	2	1	0	0	0
Total Votes Cast	1,447	100.00%	<div style="width: 100.00%;"><div style="width: 100.00%;"></div></div>	442	948	56	1	0
Overvotes	0			0	0	0	0	0
Undervotes	59			26	28	5	0	0
Contest Totals	1,506			468	976	61	1	0

### State Senator, District 8

Vote For 1

	TOTAL	VOTE %		Election Day	Early Voting	Ballot By Mail	Provisional Ballots	Limited Ballots
REP Angela Paxton	685	47.18%	<div style="width: 47.18%;"><div style="width: 47.18%;"></div></div>	212	453	20	0	0
DEM Jonathan Cocks	715	49.24%	<div style="width: 49.24%;"><div style="width: 49.24%;"></div></div>	207	470	37	1	0
LIB Edward Kless	52	3.58%	<div style="width: 3.58%;"><div style="width: 3.58%;"></div></div>	25	25	2	0	0
Total Votes Cast	1,452	100.00%	<div style="width: 100.00%;"><div style="width: 100.00%;"></div></div>	444	948	59	1	0
Overvotes	0			0	0	0	0	0
Undervotes	54			24	28	2	0	0
Contest Totals	1,506			468	976	61	1	0

### Justice, 5th Court of Appeals District, Place 4

Vote For 1

	TOTAL	VOTE %		Election Day	Early Voting	Ballot By Mail	Provisional Ballots	Limited Ballots
REP Emily A. Miskel	743	51.45%	<div style="width: 51.45%;"><div style="width: 51.45%;"></div></div>	225	487	31	0	0
DEM Maricela Moore	701	48.55%	<div style="width: 48.55%;"><div style="width: 48.55%;"></div></div>	217	456	27	1	0
Total Votes Cast	1,444	100.00%	<div style="width: 100.00%;"><div style="width: 100.00%;"></div></div>	442	943	58	1	0
Overvotes	0			0	0	0	0	0
Undervotes	62			26	33	3	0	0
Contest Totals	1,506			468	976	61	1	0

## PCT 113

### Justice, 5th Court of Appeals District, Place 7

Vote For 1

	TOTAL	VOTE %	Election Day	Early Voting	Ballot By Mail	Provisional Ballots	Limited Ballots
REP Kristina Williams	722	50.10%	219	478	25	0	0
DEM Nancy Kennedy	719	49.90%	220	467	31	1	0
Total Votes Cast	1,441	100.00%	439	945	56	1	0
Overvotes	0		0	0	0	0	0
Undervotes	65		29	31	5	0	0
Contest Totals	1,506		468	976	61	1	0

### County Judge CCD

Vote For 1

	TOTAL	VOTE %	Election Day	Early Voting	Ballot By Mail	Provisional Ballots	Limited Ballots
REP Chris Hill	732	50.31%	226	480	26	0	0
DEM Joshua Murray	723	49.69%	217	474	31	1	0
Total Votes Cast	1,455	100.00%	443	954	57	1	0
Overvotes	0		0	0	0	0	0
Undervotes	51		25	22	4	0	0
Contest Totals	1,506		468	976	61	1	0

### District Clerk CCD

Vote For 1

	TOTAL	VOTE %	Election Day	Early Voting	Ballot By Mail	Provisional Ballots	Limited Ballots
REP Mike Gould	736	51.22%	225	483	28	0	0
DEM David Brignac	701	48.78%	216	455	29	1	0
Total Votes Cast	1,437	100.00%	441	938	57	1	0
Overvotes	0		0	0	0	0	0
Undervotes	69		27	38	4	0	0
Contest Totals	1,506		468	976	61	1	0

### Justice of the Peace, Precinct 3

Vote For 1

	TOTAL	VOTE %	Election Day	Early Voting	Ballot By Mail	Provisional Ballots	Limited Ballots
REP Mike Missildine	749	51.76%	227	497	25	0	0
DEM Irvin Lynn Barrett	698	48.24%	215	450	32	1	0
Total Votes Cast	1,447	100.00%	442	947	57	1	0
Overvotes	0		0	0	0	0	0
Undervotes	59		26	29	4	0	0
Contest Totals	1,506		468	976	61	1	0

## PCT 114

### U. S. Representative District 3

Vote For 1

	TOTAL	VOTE %	Election Day	Early Voting	Ballot By Mail	Provisional Ballots	Limited Ballots
REP Keith Self	880	64.37%	382	474	21	3	0
DEM Sandeep Srivastava	452	33.07%	146	285	19	2	0
LIB Christopher Claytor	35	2.56%	19	15	0	1	0
Total Votes Cast	1,367	100.00%	547	774	40	6	0
Overvotes	0		0	0	0	0	0
Undervotes	29		16	13	0	0	0
Contest Totals	1,396		563	787	40	6	0

### Governor

Vote For 1

	TOTAL	VOTE %	Election Day	Early Voting	Ballot By Mail	Provisional Ballots	Limited Ballots
REP Greg Abbott	873	62.67%	389	461	21	2	0
DEM Beto O'Rourke	502	36.04%	164	316	19	3	0
LIB Mark Tippetts	15	1.08%	7	7	0	1	0
GRN Delilah Barrios	2	0.14%	1	1	0	0	0
Write-In Totals	1	0.07%	0	1	0	0	0
Total Votes Cast	1,393	100.00%	561	786	40	6	0
Overvotes	0		0	0	0	0	0
Undervotes	3		2	1	0	0	0
Contest Totals	1,396		563	787	40	6	0

### Lieutenant Governor

Vote For 1

	TOTAL	VOTE %	Election Day	Early Voting	Ballot By Mail	Provisional Ballots	Limited Ballots
REP Dan Patrick	850	61.82%	378	448	22	2	0
DEM Mike Collier	495	36.00%	159	315	18	3	0
LIB Shanna Steele	30	2.18%	18	11	0	1	0
Total Votes Cast	1,375	100.00%	555	774	40	6	0
Overvotes	0		0	0	0	0	0
Undervotes	21		8	13	0	0	0
Contest Totals	1,396		563	787	40	6	0

### Attorney General

Vote For 1

	TOTAL	VOTE %	Election Day	Early Voting	Ballot By Mail	Provisional Ballots	Limited Ballots
REP Ken Paxton	843	61.58%	377	443	21	2	0
DEM Rochelle Mercedes Garza	477	34.84%	156	299	19	3	0
LIB Mark Ash	49	3.58%	18	30	0	1	0
Total Votes Cast	1,369	100.00%	551	772	40	6	0
Overvotes	0		0	0	0	0	0
Undervotes	27		12	15	0	0	0
Contest Totals	1,396		563	787	40	6	0

## PCT 114

### Comptroller of Public Accounts

Vote For 1

	TOTAL	VOTE %	Election Day	Early Voting	Ballot By Mail	Provisional Ballots	Limited Ballots
REP Glenn Hegar	876	64.13%	388	463	22	3	0
DEM Janet T. Dudding	451	33.02%	142	289	18	2	0
LIB V. Alonzo Echevarria-Garza	39	2.86%	18	20	0	1	0
Total Votes Cast	1,366	100.00%	548	772	40	6	0
Overvotes	0		0	0	0	0	0
Undervotes	30		15	15	0	0	0
Contest Totals	1,396		563	787	40	6	0

### Commissioner of the General Land Office

Vote For 1

	TOTAL	VOTE %	Election Day	Early Voting	Ballot By Mail	Provisional Ballots	Limited Ballots
REP Dawn Buckingham	885	65.17%	400	461	21	3	0
DEM Jay Kleberg	459	33.80%	139	298	19	3	0
GRN Alfred Molison, Jr	14	1.03%	6	8	0	0	0
Write-In Totals	0	0.00%	0	0	0	0	0
Total Votes Cast	1,358	100.00%	545	767	40	6	0
Overvotes	0		0	0	0	0	0
Undervotes	38		18	20	0	0	0
Contest Totals	1,396		563	787	40	6	0

### Commissioner of Agriculture

Vote For 1

	TOTAL	VOTE %	Election Day	Early Voting	Ballot By Mail	Provisional Ballots	Limited Ballots
REP Sid Miller	897	66.20%	399	474	21	3	0
DEM Susan Hays	458	33.80%	145	291	19	3	0
Total Votes Cast	1,355	100.00%	544	765	40	6	0
Overvotes	0		0	0	0	0	0
Undervotes	41		19	22	0	0	0
Contest Totals	1,396		563	787	40	6	0

### Railroad Commissioner

Vote For 1

	TOTAL	VOTE %	Election Day	Early Voting	Ballot By Mail	Provisional Ballots	Limited Ballots
REP Wayne Christian	869	64.04%	384	461	22	2	0
DEM Luke Warford	436	32.13%	136	280	18	2	0
LIB Jaime Andres Diez	40	2.95%	18	21	0	1	0
GRN Hunter Wayne Crow	12	0.88%	5	6	0	1	0
Total Votes Cast	1,357	100.00%	543	768	40	6	0
Overvotes	0		0	0	0	0	0
Undervotes	39		20	19	0	0	0
Contest Totals	1,396		563	787	40	6	0



## PCT 114

### Justice, Supreme Court, Place 3

Vote For 1

	TOTAL	VOTE %	Election Day	Early Voting	Ballot By Mail	Provisional Ballots	Limited Ballots
REP Debra Lehrmann	875	64.53%	382	468	22	3	0
DEM Erin A. Nowell	450	33.19%	144	285	18	3	0
LIB Thomas Edward Oxford	31	2.29%	15	16	0	0	0
Total Votes Cast	1,356	100.00%	541	769	40	6	0
Overvotes	0		0	0	0	0	0
Undervotes	40		22	18	0	0	0
Contest Totals	1,396		563	787	40	6	0

### Justice, Supreme Court, Place 5

Vote For 1

	TOTAL	VOTE %	Election Day	Early Voting	Ballot By Mail	Provisional Ballots	Limited Ballots
REP Rebeca Huddle	890	65.83%	391	474	22	3	0
DEM Amanda Reichel	462	34.17%	150	291	18	3	0
Total Votes Cast	1,352	100.00%	541	765	40	6	0
Overvotes	0		0	0	0	0	0
Undervotes	44		22	22	0	0	0
Contest Totals	1,396		563	787	40	6	0

### Justice, Supreme Court, Place 9

Vote For 1

	TOTAL	VOTE %	Election Day	Early Voting	Ballot By Mail	Provisional Ballots	Limited Ballots
REP Evan Young	874	64.64%	389	461	22	2	0
DEM Julia Maldonado	478	35.36%	153	303	18	4	0
Total Votes Cast	1,352	100.00%	542	764	40	6	0
Overvotes	0		0	0	0	0	0
Undervotes	44		21	23	0	0	0
Contest Totals	1,396		563	787	40	6	0

### Judge, Court of Criminal Appeals, Place 5

Vote For 1

	TOTAL	VOTE %	Election Day	Early Voting	Ballot By Mail	Provisional Ballots	Limited Ballots
REP Scott Walker	879	65.16%	385	470	22	2	0
DEM Dana Huffman	470	34.84%	153	295	18	4	0
Total Votes Cast	1,349	100.00%	538	765	40	6	0
Overvotes	0		0	0	0	0	0
Undervotes	47		25	22	0	0	0
Contest Totals	1,396		563	787	40	6	0

## PCT 114

### Judge, Court of Criminal Appeals, Place 6

Vote For 1

	TOTAL	VOTE %	Election Day	Early Voting	Ballot By Mail	Provisional Ballots	Limited Ballots
REP Jesse F. McClure, III	880	65.33%	383	473	21	3	0
DEM Robert Johnson	467	34.67%	153	292	19	3	0
Total Votes Cast	1,347	100.00%	536	765	40	6	0
Overvotes	0		0	0	0	0	0
Undervotes	49		27	22	0	0	0
Contest Totals	1,396		563	787	40	6	0

### Member, State Board of Education, District 12 CCD

Vote For 1

	TOTAL	VOTE %	Election Day	Early Voting	Ballot By Mail	Provisional Ballots	Limited Ballots
REP Pam Little	850	62.64%	374	452	22	2	0
DEM Alex Cornwallis	457	33.68%	145	292	17	3	0
LIB Christy Mowrey	49	3.61%	24	23	1	1	0
Write-In Totals	1	0.07%	1	0	0	0	0
Total Votes Cast	1,357	100.00%	544	767	40	6	0
Overvotes	0		0	0	0	0	0
Undervotes	39		19	20	0	0	0
Contest Totals	1,396		563	787	40	6	0

### State Senator, District 8

Vote For 1

	TOTAL	VOTE %	Election Day	Early Voting	Ballot By Mail	Provisional Ballots	Limited Ballots
REP Angela Paxton	840	62.18%	372	444	21	3	0
DEM Jonathan Cocks	470	34.79%	152	298	18	2	0
LIB Edward Kless	41	3.03%	14	25	1	1	0
Total Votes Cast	1,351	100.00%	538	767	40	6	0
Overvotes	0		0	0	0	0	0
Undervotes	45		25	20	0	0	0
Contest Totals	1,396		563	787	40	6	0

### Justice, 5th Court of Appeals District, Place 4

Vote For 1

	TOTAL	VOTE %	Election Day	Early Voting	Ballot By Mail	Provisional Ballots	Limited Ballots
REP Emily A. Miskel	884	65.72%	387	472	22	3	0
DEM Maricela Moore	461	34.28%	148	292	18	3	0
Total Votes Cast	1,345	100.00%	535	764	40	6	0
Overvotes	0		0	0	0	0	0
Undervotes	51		28	23	0	0	0
Contest Totals	1,396		563	787	40	6	0

## PCT 114

### Justice, 5th Court of Appeals District, Place 7

Vote For 1

	TOTAL	VOTE %	Election Day	Early Voting	Ballot By Mail	Provisional Ballots	Limited Ballots
REP Kristina Williams	871	65.05%	381	466	22	2	0
DEM Nancy Kennedy	468	34.95%	151	296	18	3	0
Total Votes Cast	1,339	100.00%	532	762	40	5	0
Overvotes	0		0	0	0	0	0
Undervotes	57		31	25	0	1	0
Contest Totals	1,396		563	787	40	6	0

### County Judge CCD

Vote For 1

	TOTAL	VOTE %	Election Day	Early Voting	Ballot By Mail	Provisional Ballots	Limited Ballots
REP Chris Hill	873	64.57%	380	467	23	3	0
DEM Joshua Murray	479	35.43%	158	301	17	3	0
Total Votes Cast	1,352	100.00%	538	768	40	6	0
Overvotes	0		0	0	0	0	0
Undervotes	44		25	19	0	0	0
Contest Totals	1,396		563	787	40	6	0

### District Clerk CCD

Vote For 1

	TOTAL	VOTE %	Election Day	Early Voting	Ballot By Mail	Provisional Ballots	Limited Ballots
REP Mike Gould	885	65.80%	389	472	22	2	0
DEM David Brignac	460	34.20%	149	290	18	3	0
Total Votes Cast	1,345	100.00%	538	762	40	5	0
Overvotes	0		0	0	0	0	0
Undervotes	51		25	25	0	1	0
Contest Totals	1,396		563	787	40	6	0

### Justice of the Peace, Precinct 3

Vote For 1

	TOTAL	VOTE %	Election Day	Early Voting	Ballot By Mail	Provisional Ballots	Limited Ballots
REP Mike Missildine	883	65.65%	388	472	21	2	0
DEM Irvin Lynn Barrett	462	34.35%	149	290	19	4	0
Total Votes Cast	1,345	100.00%	537	762	40	6	0
Overvotes	0		0	0	0	0	0
Undervotes	51		26	25	0	0	0
Contest Totals	1,396		563	787	40	6	0

## PCT 114

### Lowry Crossing, City of - Ward 3

Vote For 2

	TOTAL	VOTE %		Election Day	Early Voting	Ballot By Mail	Provisional Ballots	Limited Ballots
Eusebio (Joe) Trujillo III	144	37.60%	<div style="width: 37.60%;"><div style="width: 37.60%;"></div></div>	59	82	3	0	0
Cindy Cash	124	32.38%	<div style="width: 32.38%;"><div style="width: 32.38%;"></div></div>	40	79	5	0	0
David K. Setzer	115	30.03%	<div style="width: 30.03%;"><div style="width: 30.03%;"></div></div>	43	70	2	0	0
Total Votes Cast	383	100.00%	<div style="width: 100.00%;"><div style="width: 100.00%;"></div></div>	142	231	10	0	0
Overvotes	0			0	0	0	0	0
Undervotes	263			110	143	10	0	0
Contest Totals	646			252	374	20	0	0

### Princeton, City of - Home-Rule Charter

Vote For 1

	TOTAL	VOTE %		Election Day	Early Voting	Ballot By Mail	Provisional Ballots	Limited Ballots
For	306	65.25%	<div style="width: 65.25%;"><div style="width: 65.25%;"></div></div>	131	166	6	3	0
Against	163	34.75%	<div style="width: 34.75%;"><div style="width: 34.75%;"></div></div>	76	86	0	1	0
Total Votes Cast	469	100.00%	<div style="width: 100.00%;"><div style="width: 100.00%;"></div></div>	207	252	6	4	0
Overvotes	0			0	0	0	0	0
Undervotes	100			41	57	2	0	0
Contest Totals	569			248	309	8	4	0

### Princeton ISD - Trustees

Vote For 2

	TOTAL	VOTE %		Election Day	Early Voting	Ballot By Mail	Provisional Ballots	Limited Ballots
Julia Schmoker	357	31.88%	<div style="width: 31.88%;"><div style="width: 31.88%;"></div></div>	165	186	6	0	0
Starla Sharpe	257	22.95%	<div style="width: 22.95%;"><div style="width: 22.95%;"></div></div>	89	158	7	3	0
Tim Tidwell	179	15.98%	<div style="width: 15.98%;"><div style="width: 15.98%;"></div></div>	59	113	7	0	0
John A Campbell	327	29.20%	<div style="width: 29.20%;"><div style="width: 29.20%;"></div></div>	148	166	9	4	0
Total Votes Cast	1,120	100.00%	<div style="width: 100.00%;"><div style="width: 100.00%;"></div></div>	461	623	29	7	0
Overvotes	0			0	0	0	0	0
Undervotes	1,020			425	571	19	5	0
Contest Totals	2,140			886	1,194	48	12	0

## PCT 115

### U. S. Representative, District 4

Vote For 1

	TOTAL	VOTE %		Election Day	Early Voting	Ballot By Mail	Provisional Ballots	Limited Ballots
REP Pat Fallon	784	47.09%	<div style="width: 47.09%;"><div style="width: 47.09%;"></div></div>	163	599	22	0	0
DEM Iro Omere	850	51.05%	<div style="width: 51.05%;"><div style="width: 51.05%;"></div></div>	134	671	45	0	0
LIB John Simmons	31	1.86%	<div style="width: 1.86%;"><div style="width: 1.86%;"></div></div>	9	19	3	0	0
Total Votes Cast	1,665	100.00%	<div style="width: 100.00%;"><div style="width: 100.00%;"></div></div>	306	1,289	70	0	0
Overvotes	0			0	0	0	0	0
Undervotes	64			26	36	2	0	0
Contest Totals	1,729			332	1,325	72	0	0

### Governor

Vote For 1

	TOTAL	VOTE %		Election Day	Early Voting	Ballot By Mail	Provisional Ballots	Limited Ballots
REP Greg Abbott	756	44.08%	<div style="width: 44.08%;"><div style="width: 44.08%;"></div></div>	149	587	20	0	0
DEM Beto O'Rourke	934	54.46%	<div style="width: 54.46%;"><div style="width: 54.46%;"></div></div>	169	716	49	0	0
LIB Mark Tippetts	17	0.99%	<div style="width: 0.99%;"><div style="width: 0.99%;"></div></div>	7	8	2	0	0
GRN Delilah Barrios	3	0.17%	<div style="width: 0.17%;"><div style="width: 0.17%;"></div></div>	2	1	0	0	0
Write-In Totals	5	0.29%	<div style="width: 0.29%;"><div style="width: 0.29%;"></div></div>	1	4	0	0	0
Total Votes Cast	1,715	100.00%	<div style="width: 100.00%;"><div style="width: 100.00%;"></div></div>	328	1,316	71	0	0
Overvotes	0			0	0	0	0	0
Undervotes	14			4	9	1	0	0
Contest Totals	1,729			332	1,325	72	0	0

### Lieutenant Governor

Vote For 1

	TOTAL	VOTE %		Election Day	Early Voting	Ballot By Mail	Provisional Ballots	Limited Ballots
REP Dan Patrick	711	41.80%	<div style="width: 41.80%;"><div style="width: 41.80%;"></div></div>	153	540	18	0	0
DEM Mike Collier	945	55.56%	<div style="width: 55.56%;"><div style="width: 55.56%;"></div></div>	155	740	50	0	0
LIB Shanna Steele	45	2.65%	<div style="width: 2.65%;"><div style="width: 2.65%;"></div></div>	11	31	3	0	0
Total Votes Cast	1,701	100.00%	<div style="width: 100.00%;"><div style="width: 100.00%;"></div></div>	319	1,311	71	0	0
Overvotes	0			0	0	0	0	0
Undervotes	28			13	14	1	0	0
Contest Totals	1,729			332	1,325	72	0	0

### Attorney General

Vote For 1

	TOTAL	VOTE %		Election Day	Early Voting	Ballot By Mail	Provisional Ballots	Limited Ballots
REP Ken Paxton	687	40.70%	<div style="width: 40.70%;"><div style="width: 40.70%;"></div></div>	144	525	18	0	0
DEM Rochelle Mercedes Garza	930	55.09%	<div style="width: 55.09%;"><div style="width: 55.09%;"></div></div>	155	725	50	0	0
LIB Mark Ash	71	4.21%	<div style="width: 4.21%;"><div style="width: 4.21%;"></div></div>	17	51	3	0	0
Total Votes Cast	1,688	100.00%	<div style="width: 100.00%;"><div style="width: 100.00%;"></div></div>	316	1,301	71	0	0
Overvotes	0			0	0	0	0	0
Undervotes	41			16	24	1	0	0
Contest Totals	1,729			332	1,325	72	0	0

## PCT 115

### Comptroller of Public Accounts

Vote For 1

	TOTAL	VOTE %	Election Day	Early Voting	Ballot By Mail	Provisional Ballots	Limited Ballots
REP Glenn Hegar	838	49.82%	172	640	26	0	0
DEM Janet T. Dudding	809	48.10%	133	633	43	0	0
LIB V. Alonzo Echevarria-Garza	35	2.08%	10	23	2	0	0
Total Votes Cast	1,682	100.00%	315	1,296	71	0	0
Overvotes	0		0	0	0	0	0
Undervotes	47		17	29	1	0	0
Contest Totals	1,729		332	1,325	72	0	0

### Commissioner of the General Land Office

Vote For 1

	TOTAL	VOTE %	Election Day	Early Voting	Ballot By Mail	Provisional Ballots	Limited Ballots
REP Dawn Buckingham	786	47.04%	162	602	22	0	0
DEM Jay Kleberg	870	52.06%	139	683	48	0	0
GRN Alfred Molison, Jr	14	0.84%	8	5	1	0	0
Write-In Totals	1	0.06%	0	1	0	0	0
Total Votes Cast	1,671	100.00%	309	1,291	71	0	0
Overvotes	0		0	0	0	0	0
Undervotes	58		23	34	1	0	0
Contest Totals	1,729		332	1,325	72	0	0

### Commissioner of Agriculture

Vote For 1

	TOTAL	VOTE %	Election Day	Early Voting	Ballot By Mail	Provisional Ballots	Limited Ballots
REP Sid Miller	786	47.04%	161	602	23	0	0
DEM Susan Hays	885	52.96%	148	690	47	0	0
Total Votes Cast	1,671	100.00%	309	1,292	70	0	0
Overvotes	0		0	0	0	0	0
Undervotes	58		23	33	2	0	0
Contest Totals	1,729		332	1,325	72	0	0

### Railroad Commissioner

Vote For 1

	TOTAL	VOTE %	Election Day	Early Voting	Ballot By Mail	Provisional Ballots	Limited Ballots
REP Wayne Christian	771	46.08%	160	590	21	0	0
DEM Luke Warford	855	51.11%	137	672	46	0	0
LIB Jaime Andres Diez	41	2.45%	11	28	2	0	0
GRN Hunter Wayne Crow	6	0.36%	2	4	0	0	0
Total Votes Cast	1,673	100.00%	310	1,294	69	0	0
Overvotes	0		0	0	0	0	0
Undervotes	56		22	31	3	0	0
Contest Totals	1,729		332	1,325	72	0	0

## PCT 115

### Justice, Supreme Court, Place 3

Vote For 1

	TOTAL	VOTE %		Election Day	Early Voting	Ballot By Mail	Provisional Ballots	Limited Ballots
REP Debra Lehrmann	794	47.49%	<div style="width: 47.49%;"><div style="width: 47.49%;"></div></div>	172	599	23	0	0
DEM Erin A. Nowell	852	50.96%	<div style="width: 50.96%;"><div style="width: 50.96%;"></div></div>	138	671	43	0	0
LIB Thomas Edward Oxford	26	1.56%	<div style="width: 1.56%;"><div style="width: 1.56%;"></div></div>	7	17	2	0	0
Total Votes Cast	1,672	100.00%	<div style="width: 100.00%;"><div style="width: 100.00%;"></div></div>	317	1,287	68	0	0
Overvotes	0			0	0	0	0	0
Undervotes	57			15	38	4	0	0
Contest Totals	1,729			332	1,325	72	0	0

### Justice, Supreme Court, Place 5

Vote For 1

	TOTAL	VOTE %		Election Day	Early Voting	Ballot By Mail	Provisional Ballots	Limited Ballots
REP Rebeca Huddle	798	48.10%	<div style="width: 48.10%;"><div style="width: 48.10%;"></div></div>	171	604	23	0	0
DEM Amanda Reichel	861	51.90%	<div style="width: 51.90%;"><div style="width: 51.90%;"></div></div>	139	678	44	0	0
Total Votes Cast	1,659	100.00%	<div style="width: 100.00%;"><div style="width: 100.00%;"></div></div>	310	1,282	67	0	0
Overvotes	0			0	0	0	0	0
Undervotes	70			22	43	5	0	0
Contest Totals	1,729			332	1,325	72	0	0

### Justice, Supreme Court, Place 9

Vote For 1

	TOTAL	VOTE %		Election Day	Early Voting	Ballot By Mail	Provisional Ballots	Limited Ballots
REP Evan Young	793	47.74%	<div style="width: 47.74%;"><div style="width: 47.74%;"></div></div>	165	603	25	0	0
DEM Julia Maldonado	868	52.26%	<div style="width: 52.26%;"><div style="width: 52.26%;"></div></div>	146	677	45	0	0
Total Votes Cast	1,661	100.00%	<div style="width: 100.00%;"><div style="width: 100.00%;"></div></div>	311	1,280	70	0	0
Overvotes	0			0	0	0	0	0
Undervotes	68			21	45	2	0	0
Contest Totals	1,729			332	1,325	72	0	0

### Judge, Court of Criminal Appeals, Place 5

Vote For 1

	TOTAL	VOTE %		Election Day	Early Voting	Ballot By Mail	Provisional Ballots	Limited Ballots
REP Scott Walker	785	47.49%	<div style="width: 47.49%;"><div style="width: 47.49%;"></div></div>	163	600	22	0	0
DEM Dana Huffman	868	52.51%	<div style="width: 52.51%;"><div style="width: 52.51%;"></div></div>	148	674	46	0	0
Total Votes Cast	1,653	100.00%	<div style="width: 100.00%;"><div style="width: 100.00%;"></div></div>	311	1,274	68	0	0
Overvotes	0			0	0	0	0	0
Undervotes	76			21	51	4	0	0
Contest Totals	1,729			332	1,325	72	0	0

## PCT 115

### Judge, Court of Criminal Appeals, Place 6

Vote For 1

	TOTAL	VOTE %		Election Day	Early Voting	Ballot By Mail	Provisional Ballots	Limited Ballots
REP Jesse F. McClure, III	782	47.65%	<div style="width: 47.65%;"><div style="width: 47.65%;"></div></div>	159	601	22	0	0
DEM Robert Johnson	859	52.35%	<div style="width: 52.35%;"><div style="width: 52.35%;"></div></div>	143	671	45	0	0
Total Votes Cast	1,641	100.00%	<div style="width: 100%;"><div style="width: 100%;"></div></div>	302	1,272	67	0	0
Overvotes	0			0	0	0	0	0
Undervotes	88			30	53	5	0	0
Contest Totals	1,729			332	1,325	72	0	0

### Member, State Board of Education, District 12 CCD

Vote For 1

	TOTAL	VOTE %		Election Day	Early Voting	Ballot By Mail	Provisional Ballots	Limited Ballots
REP Pam Little	775	46.88%	<div style="width: 46.88%;"><div style="width: 46.88%;"></div></div>	157	592	26	0	0
DEM Alex Cornwallis	833	50.39%	<div style="width: 50.39%;"><div style="width: 50.39%;"></div></div>	134	657	42	0	0
LIB Christy Mowrey	44	2.66%	<div style="width: 2.66%;"><div style="width: 2.66%;"></div></div>	13	30	1	0	0
Write-In Totals	1	0.06%	<div style="width: 0.06%;"><div style="width: 0.06%;"></div></div>	0	1	0	0	0
Total Votes Cast	1,653	100.00%	<div style="width: 100%;"><div style="width: 100%;"></div></div>	304	1,280	69	0	0
Overvotes	0			0	0	0	0	0
Undervotes	76			28	45	3	0	0
Contest Totals	1,729			332	1,325	72	0	0

### State Senator, District 2

Vote For 1

	TOTAL	VOTE %		Election Day	Early Voting	Ballot By Mail	Provisional Ballots	Limited Ballots
REP Bob Hall	797	48.51%	<div style="width: 48.51%;"><div style="width: 48.51%;"></div></div>	165	609	23	0	0
DEM Prince S. Giador	846	51.49%	<div style="width: 51.49%;"><div style="width: 51.49%;"></div></div>	139	663	44	0	0
Total Votes Cast	1,643	100.00%	<div style="width: 100%;"><div style="width: 100%;"></div></div>	304	1,272	67	0	0
Overvotes	0			0	0	0	0	0
Undervotes	86			28	53	5	0	0
Contest Totals	1,729			332	1,325	72	0	0

### State Representative, District 70

Vote For 1

	TOTAL	VOTE %		Election Day	Early Voting	Ballot By Mail	Provisional Ballots	Limited Ballots
REP Jamee Jolly	800	48.11%	<div style="width: 48.11%;"><div style="width: 48.11%;"></div></div>	168	608	24	0	0
DEM Mihaela Elizabeth Plesa	863	51.89%	<div style="width: 51.89%;"><div style="width: 51.89%;"></div></div>	142	675	46	0	0
Total Votes Cast	1,663	100.00%	<div style="width: 100%;"><div style="width: 100%;"></div></div>	310	1,283	70	0	0
Overvotes	0			0	0	0	0	0
Undervotes	66			22	42	2	0	0
Contest Totals	1,729			332	1,325	72	0	0



## PCT 115

### Justice, 5th Court of Appeals District, Place 4

Vote For 1

	TOTAL	VOTE %		Election Day	Early Voting	Ballot By Mail	Provisional Ballots	Limited Ballots
REP Emily A. Miskel	788	48.05%	<div style="width: 48.05%;"><div style="width: 48.05%;"></div></div>	163	603	22	0	0
DEM Maricela Moore	852	51.95%	<div style="width: 51.95%;"><div style="width: 51.95%;"></div></div>	142	664	46	0	0
Total Votes Cast	1,640	100.00%	<div style="width: 100.00%;"><div style="width: 100.00%;"></div></div>	305	1,267	68	0	0
Overvotes	0			0	0	0	0	0
Undervotes	89			27	58	4	0	0
Contest Totals	1,729			332	1,325	72	0	0

### Justice, 5th Court of Appeals District, Place 7

Vote For 1

	TOTAL	VOTE %		Election Day	Early Voting	Ballot By Mail	Provisional Ballots	Limited Ballots
REP Kristina Williams	779	47.70%	<div style="width: 47.70%;"><div style="width: 47.70%;"></div></div>	163	593	23	0	0
DEM Nancy Kennedy	854	52.30%	<div style="width: 52.30%;"><div style="width: 52.30%;"></div></div>	140	670	44	0	0
Total Votes Cast	1,633	100.00%	<div style="width: 100.00%;"><div style="width: 100.00%;"></div></div>	303	1,263	67	0	0
Overvotes	0			0	0	0	0	0
Undervotes	96			29	62	5	0	0
Contest Totals	1,729			332	1,325	72	0	0

### County Judge CCD

Vote For 1

	TOTAL	VOTE %		Election Day	Early Voting	Ballot By Mail	Provisional Ballots	Limited Ballots
REP Chris Hill	804	48.58%	<div style="width: 48.58%;"><div style="width: 48.58%;"></div></div>	170	612	22	0	0
DEM Joshua Murray	851	51.42%	<div style="width: 51.42%;"><div style="width: 51.42%;"></div></div>	141	663	47	0	0
Total Votes Cast	1,655	100.00%	<div style="width: 100.00%;"><div style="width: 100.00%;"></div></div>	311	1,275	69	0	0
Overvotes	0			0	0	0	0	0
Undervotes	74			21	50	3	0	0
Contest Totals	1,729			332	1,325	72	0	0

### District Clerk CCD

Vote For 1

	TOTAL	VOTE %		Election Day	Early Voting	Ballot By Mail	Provisional Ballots	Limited Ballots
REP Mike Gould	800	48.90%	<div style="width: 48.90%;"><div style="width: 48.90%;"></div></div>	170	608	22	0	0
DEM David Brignac	836	51.10%	<div style="width: 51.10%;"><div style="width: 51.10%;"></div></div>	133	660	43	0	0
Total Votes Cast	1,636	100.00%	<div style="width: 100.00%;"><div style="width: 100.00%;"></div></div>	303	1,268	65	0	0
Overvotes	0			0	0	0	0	0
Undervotes	93			29	57	7	0	0
Contest Totals	1,729			332	1,325	72	0	0

## PCT 115

### County Commissioner, Precinct 4

Vote For 1

	TOTAL	VOTE %		Election Day	Early Voting	Ballot By Mail	Provisional Ballots	Limited Ballots
REP Duncan Webb	794	48.56%		163	606	25	0	0
DEM Jeffrey Williams	841	51.44%		136	663	42	0	0
Total Votes Cast	1,635	100.00%		299	1,269	67	0	0
Overvotes	0			0	0	0	0	0
Undervotes	94			33	56	5	0	0
Contest Totals	1,729			332	1,325	72	0	0

### Justice of the Peace, Precinct 3

Vote For 1

	TOTAL	VOTE %		Election Day	Early Voting	Ballot By Mail	Provisional Ballots	Limited Ballots
REP Mike Missildine	772	47.54%		160	590	22	0	0
DEM Irvin Lynn Barrett	852	52.46%		139	670	43	0	0
Total Votes Cast	1,624	100.00%		299	1,260	65	0	0
Overvotes	0			0	0	0	0	0
Undervotes	105			33	65	7	0	0
Contest Totals	1,729			332	1,325	72	0	0

### Dallas, City of - Proposition A

Vote For 1

	TOTAL	VOTE %		Election Day	Early Voting	Ballot By Mail	Provisional Ballots	Limited Ballots
For	1,056	65.59%		174	834	48	0	0
Against	554	34.41%		115	418	21	0	0
Total Votes Cast	1,610	100.00%		289	1,252	69	0	0
Overvotes	0			0	0	0	0	0
Undervotes	119			43	73	3	0	0
Contest Totals	1,729			332	1,325	72	0	0

### Plano ISD - Proposition A

Vote For 1

	TOTAL	VOTE %		Election Day	Early Voting	Ballot By Mail	Provisional Ballots	Limited Ballots
For	792	49.01%		145	612	35	0	0
Against	824	50.99%		149	643	32	0	0
Total Votes Cast	1,616	100.00%		294	1,255	67	0	0
Overvotes	0			0	0	0	0	0
Undervotes	113			38	70	5	0	0
Contest Totals	1,729			332	1,325	72	0	0

## PCT 115

### Plano ISD - Proposition B

Vote For 1

	TOTAL	VOTE %		Election Day	Early Voting	Ballot By Mail	Provisional Ballots	Limited Ballots
For	896	55.41%	<div style="width: 55.41%;"><div style="width: 55.41%;"></div></div>	152	707	37	0	0
Against	721	44.59%	<div style="width: 44.59%;"><div style="width: 44.59%;"></div></div>	138	553	30	0	0
Total Votes Cast	1,617	100.00%	<div style="width: 100.00%;"><div style="width: 100.00%;"></div></div>	290	1,260	67	0	0
Overvotes	0			0	0	0	0	0
Undervotes	112			42	65	5	0	0
Contest Totals	1,729			332	1,325	72	0	0

### Plano ISD - Proposition C

Vote For 1

	TOTAL	VOTE %		Election Day	Early Voting	Ballot By Mail	Provisional Ballots	Limited Ballots
For	881	54.58%	<div style="width: 54.58%;"><div style="width: 54.58%;"></div></div>	164	683	34	0	0
Against	733	45.42%	<div style="width: 45.42%;"><div style="width: 45.42%;"></div></div>	132	570	31	0	0
Total Votes Cast	1,614	100.00%	<div style="width: 100.00%;"><div style="width: 100.00%;"></div></div>	296	1,253	65	0	0
Overvotes	0			0	0	0	0	0
Undervotes	115			36	72	7	0	0
Contest Totals	1,729			332	1,325	72	0	0

### Plano ISD - Proposition D

Vote For 1

	TOTAL	VOTE %		Election Day	Early Voting	Ballot By Mail	Provisional Ballots	Limited Ballots
For	774	47.99%	<div style="width: 47.99%;"><div style="width: 47.99%;"></div></div>	138	607	29	0	0
Against	839	52.01%	<div style="width: 52.01%;"><div style="width: 52.01%;"></div></div>	156	647	36	0	0
Total Votes Cast	1,613	100.00%	<div style="width: 100.00%;"><div style="width: 100.00%;"></div></div>	294	1,254	65	0	0
Overvotes	0			0	0	0	0	0
Undervotes	116			38	71	7	0	0
Contest Totals	1,729			332	1,325	72	0	0

### Plano ISD - Proposition E

Vote For 1

	TOTAL	VOTE %		Election Day	Early Voting	Ballot By Mail	Provisional Ballots	Limited Ballots
For	676	42.25%	<div style="width: 42.25%;"><div style="width: 42.25%;"></div></div>	135	515	26	0	0
Against	924	57.75%	<div style="width: 57.75%;"><div style="width: 57.75%;"></div></div>	156	732	36	0	0
Total Votes Cast	1,600	100.00%	<div style="width: 100.00%;"><div style="width: 100.00%;"></div></div>	291	1,247	62	0	0
Overvotes	0			0	0	0	0	0
Undervotes	129			41	78	10	0	0
Contest Totals	1,729			332	1,325	72	0	0

## PCT 116

### U. S. Representative District 3

Vote For 1

	TOTAL	VOTE %	Election Day	Early Voting	Ballot By Mail	Provisional Ballots	Limited Ballots
REP Keith Self	1,505	55.91%	332	1,138	33	2	0
DEM Sandeep Srivastava	1,126	41.83%	236	819	70	1	0
LIB Christopher Claytor	61	2.27%	16	41	4	0	0
Total Votes Cast	2,692	100.00%	584	1,998	107	3	0
Overvotes	0		0	0	0	0	0
Undervotes	56		13	41	2	0	0
Contest Totals	2,748		597	2,039	109	3	0

### Governor

Vote For 1

	TOTAL	VOTE %	Election Day	Early Voting	Ballot By Mail	Provisional Ballots	Limited Ballots
REP Greg Abbott	1,487	54.33%	319	1,133	34	1	0
DEM Beto O'Rourke	1,216	44.43%	261	879	74	2	0
LIB Mark Tippetts	26	0.95%	11	15	0	0	0
GRN Delilah Barrios	5	0.18%	2	3	0	0	0
Write-In Totals	3	0.11%	2	1	0	0	0
Total Votes Cast	2,737	100.00%	595	2,031	108	3	0
Overvotes	0		0	0	0	0	0
Undervotes	11		2	8	1	0	0
Contest Totals	2,748		597	2,039	109	3	0

### Lieutenant Governor

Vote For 1

	TOTAL	VOTE %	Election Day	Early Voting	Ballot By Mail	Provisional Ballots	Limited Ballots
REP Dan Patrick	1,407	51.98%	311	1,065	30	1	0
DEM Mike Collier	1,247	46.07%	260	910	76	1	0
LIB Shanna Steele	53	1.96%	15	37	0	1	0
Total Votes Cast	2,707	100.00%	586	2,012	106	3	0
Overvotes	0		0	0	0	0	0
Undervotes	41		11	27	3	0	0
Contest Totals	2,748		597	2,039	109	3	0

### Attorney General

Vote For 1

	TOTAL	VOTE %	Election Day	Early Voting	Ballot By Mail	Provisional Ballots	Limited Ballots
REP Ken Paxton	1,371	51.06%	306	1,033	30	2	0
DEM Rochelle Mercedes Garza	1,220	45.44%	252	892	75	1	0
LIB Mark Ash	94	3.50%	26	67	1	0	0
Total Votes Cast	2,685	100.00%	584	1,992	106	3	0
Overvotes	0		0	0	0	0	0
Undervotes	63		13	47	3	0	0
Contest Totals	2,748		597	2,039	109	3	0

## PCT 116

### Comptroller of Public Accounts

Vote For 1

	TOTAL	VOTE %	Election Day	Early Voting	Ballot By Mail	Provisional Ballots	Limited Ballots
REP Glenn Hegar	1,567	58.36%	348	1,179	39	1	0
DEM Janet T. Dudding	1,083	40.34%	222	792	67	2	0
LIB V. Alonzo Echevarria-Garza	35	1.30%	11	24	0	0	0
Total Votes Cast	2,685	100.00%	581	1,995	106	3	0
Overvotes	0		0	0	0	0	0
Undervotes	63		16	44	3	0	0
Contest Totals	2,748		597	2,039	109	3	0

### Commissioner of the General Land Office

Vote For 1

	TOTAL	VOTE %	Election Day	Early Voting	Ballot By Mail	Provisional Ballots	Limited Ballots
REP Dawn Buckingham	1,508	56.54%	337	1,134	36	1	0
DEM Jay Kleberg	1,142	42.82%	232	838	70	2	0
GRN Alfred Molison, Jr	14	0.52%	6	8	0	0	0
Write-In Totals	3	0.11%	1	2	0	0	0
Total Votes Cast	2,667	100.00%	576	1,982	106	3	0
Overvotes	0		0	0	0	0	0
Undervotes	81		21	57	3	0	0
Contest Totals	2,748		597	2,039	109	3	0

### Commissioner of Agriculture

Vote For 1

	TOTAL	VOTE %	Election Day	Early Voting	Ballot By Mail	Provisional Ballots	Limited Ballots
REP Sid Miller	1,493	56.11%	337	1,122	33	1	0
DEM Susan Hays	1,168	43.89%	235	857	74	2	0
Total Votes Cast	2,661	100.00%	572	1,979	107	3	0
Overvotes	0		0	0	0	0	0
Undervotes	87		25	60	2	0	0
Contest Totals	2,748		597	2,039	109	3	0

### Railroad Commissioner

Vote For 1

	TOTAL	VOTE %	Election Day	Early Voting	Ballot By Mail	Provisional Ballots	Limited Ballots
REP Wayne Christian	1,492	55.90%	329	1,130	32	1	0
DEM Luke Warford	1,117	41.85%	232	811	74	0	0
LIB Jaime Andres Diez	44	1.65%	8	33	1	2	0
GRN Hunter Wayne Crow	16	0.60%	6	10	0	0	0
Total Votes Cast	2,669	100.00%	575	1,984	107	3	0
Overvotes	0		0	0	0	0	0
Undervotes	79		22	55	2	0	0
Contest Totals	2,748		597	2,039	109	3	0

## PCT 116

### Justice, Supreme Court, Place 3

Vote For 1

	TOTAL	VOTE %	Election Day	Early Voting	Ballot By Mail	Provisional Ballots	Limited Ballots
REP Debra Lehrmann	1,519	57.04%	316	1,161	41	1	0
DEM Erin A. Nowell	1,118	41.98%	242	810	65	1	0
LIB Thomas Edward Oxford	26	0.98%	9	16	0	1	0
Total Votes Cast	2,663	100.00%	567	1,987	106	3	0
Overvotes	0		0	0	0	0	0
Undervotes	85		30	52	3	0	0
Contest Totals	2,748		597	2,039	109	3	0

### Justice, Supreme Court, Place 5

Vote For 1

	TOTAL	VOTE %	Election Day	Early Voting	Ballot By Mail	Provisional Ballots	Limited Ballots
REP Rebeca Huddle	1,522	57.50%	315	1,164	42	1	0
DEM Amanda Reichel	1,125	42.50%	250	811	63	1	0
Total Votes Cast	2,647	100.00%	565	1,975	105	2	0
Overvotes	0		0	0	0	0	0
Undervotes	101		32	64	4	1	0
Contest Totals	2,748		597	2,039	109	3	0

### Justice, Supreme Court, Place 9

Vote For 1

	TOTAL	VOTE %	Election Day	Early Voting	Ballot By Mail	Provisional Ballots	Limited Ballots
REP Evan Young	1,520	57.38%	320	1,158	41	1	0
DEM Julia Maldonado	1,129	42.62%	245	818	64	2	0
Total Votes Cast	2,649	100.00%	565	1,976	105	3	0
Overvotes	1		0	0	1	0	0
Undervotes	98		32	63	3	0	0
Contest Totals	2,748		597	2,039	109	3	0

### Judge, Court of Criminal Appeals, Place 5

Vote For 1

	TOTAL	VOTE %	Election Day	Early Voting	Ballot By Mail	Provisional Ballots	Limited Ballots
REP Scott Walker	1,516	57.40%	321	1,154	39	2	0
DEM Dana Huffman	1,125	42.60%	242	814	68	1	0
Total Votes Cast	2,641	100.00%	563	1,968	107	3	0
Overvotes	0		0	0	0	0	0
Undervotes	107		34	71	2	0	0
Contest Totals	2,748		597	2,039	109	3	0

## PCT 116

### Judge, Court of Criminal Appeals, Place 6

Vote For 1

	TOTAL	VOTE %		Election Day	Early Voting	Ballot By Mail	Provisional Ballots	Limited Ballots
REP Jesse F. McClure, III	1,522	57.74%	<div style="width: 57.74%;"><div style="width: 57.74%;"></div></div>	325	1,155	41	1	0
DEM Robert Johnson	1,114	42.26%	<div style="width: 42.26%;"><div style="width: 42.26%;"></div></div>	239	809	65	1	0
Total Votes Cast	2,636	100.00%	<div style="width: 100.00%;"><div style="width: 100.00%;"></div></div>	564	1,964	106	2	0
Overvotes	0			0	0	0	0	0
Undervotes	112			33	75	3	1	0
Contest Totals	2,748			597	2,039	109	3	0

### Member, State Board of Education, District 12 CCD

Vote For 1

	TOTAL	VOTE %		Election Day	Early Voting	Ballot By Mail	Provisional Ballots	Limited Ballots
REP Pam Little	1,505	56.81%	<div style="width: 56.81%;"><div style="width: 56.81%;"></div></div>	318	1,144	42	1	0
DEM Alex Cornwallis	1,090	41.15%	<div style="width: 41.15%;"><div style="width: 41.15%;"></div></div>	230	796	63	1	0
LIB Christy Mowrey	53	2.00%	<div style="width: 2.00%;"><div style="width: 2.00%;"></div></div>	16	35	1	1	0
Write-In Totals	1	0.04%	<div style="width: 0.04%;"><div style="width: 0.04%;"></div></div>	1	0	0	0	0
Total Votes Cast	2,649	100.00%	<div style="width: 100.00%;"><div style="width: 100.00%;"></div></div>	565	1,975	106	3	0
Overvotes	0			0	0	0	0	0
Undervotes	99			32	64	3	0	0
Contest Totals	2,748			597	2,039	109	3	0

### State Senator, District 8

Vote For 1

	TOTAL	VOTE %		Election Day	Early Voting	Ballot By Mail	Provisional Ballots	Limited Ballots
REP Angela Paxton	1,404	52.86%	<div style="width: 52.86%;"><div style="width: 52.86%;"></div></div>	307	1,063	32	2	0
DEM Jonathan Cocks	1,185	44.62%	<div style="width: 44.62%;"><div style="width: 44.62%;"></div></div>	251	861	72	1	0
LIB Edward Kless	67	2.52%	<div style="width: 2.52%;"><div style="width: 2.52%;"></div></div>	18	48	1	0	0
Total Votes Cast	2,656	100.00%	<div style="width: 100.00%;"><div style="width: 100.00%;"></div></div>	576	1,972	105	3	0
Overvotes	0			0	0	0	0	0
Undervotes	92			21	67	4	0	0
Contest Totals	2,748			597	2,039	109	3	0

### State Representative, District 66

Vote For 1

	TOTAL	VOTE %		Election Day	Early Voting	Ballot By Mail	Provisional Ballots	Limited Ballots
REP Matt Shaheen	1,559	58.70%	<div style="width: 58.70%;"><div style="width: 58.70%;"></div></div>	343	1,172	43	1	0
DEM Jesse Ringness	1,097	41.30%	<div style="width: 41.30%;"><div style="width: 41.30%;"></div></div>	232	800	63	2	0
Total Votes Cast	2,656	100.00%	<div style="width: 100.00%;"><div style="width: 100.00%;"></div></div>	575	1,972	106	3	0
Overvotes	0			0	0	0	0	0
Undervotes	92			22	67	3	0	0
Contest Totals	2,748			597	2,039	109	3	0

## PCT 116

### Justice, 5th Court of Appeals District, Place 4

Vote For 1

	TOTAL	VOTE %		Election Day	Early Voting	Ballot By Mail	Provisional Ballots	Limited Ballots
REP Emily A. Miskel	1,522	57.78%	<div style="width: 57.78%;"><div style="width: 57.78%;"></div></div>	327	1,155	39	1	0
DEM Maricela Moore	1,112	42.22%	<div style="width: 42.22%;"><div style="width: 42.22%;"></div></div>	236	808	66	2	0
Total Votes Cast	2,634	100.00%	<div style="width: 100.00%;"><div style="width: 100.00%;"></div></div>	563	1,963	105	3	0
Overvotes	0			0	0	0	0	0
Undervotes	114			34	76	4	0	0
Contest Totals	2,748			597	2,039	109	3	0

### Justice, 5th Court of Appeals District, Place 7

Vote For 1

	TOTAL	VOTE %		Election Day	Early Voting	Ballot By Mail	Provisional Ballots	Limited Ballots
REP Kristina Williams	1,499	57.06%	<div style="width: 57.06%;"><div style="width: 57.06%;"></div></div>	322	1,139	37	1	0
DEM Nancy Kennedy	1,128	42.94%	<div style="width: 42.94%;"><div style="width: 42.94%;"></div></div>	241	817	69	1	0
Total Votes Cast	2,627	100.00%	<div style="width: 100.00%;"><div style="width: 100.00%;"></div></div>	563	1,956	106	2	0
Overvotes	0			0	0	0	0	0
Undervotes	121			34	83	3	1	0
Contest Totals	2,748			597	2,039	109	3	0

### County Judge CCD

Vote For 1

	TOTAL	VOTE %		Election Day	Early Voting	Ballot By Mail	Provisional Ballots	Limited Ballots
REP Chris Hill	1,515	57.34%	<div style="width: 57.34%;"><div style="width: 57.34%;"></div></div>	330	1,149	34	2	0
DEM Joshua Murray	1,127	42.66%	<div style="width: 42.66%;"><div style="width: 42.66%;"></div></div>	236	820	70	1	0
Total Votes Cast	2,642	100.00%	<div style="width: 100.00%;"><div style="width: 100.00%;"></div></div>	566	1,969	104	3	0
Overvotes	0			0	0	0	0	0
Undervotes	106			31	70	5	0	0
Contest Totals	2,748			597	2,039	109	3	0

### District Clerk CCD

Vote For 1

	TOTAL	VOTE %		Election Day	Early Voting	Ballot By Mail	Provisional Ballots	Limited Ballots
REP Mike Gould	1,521	58.14%	<div style="width: 58.14%;"><div style="width: 58.14%;"></div></div>	329	1,153	38	1	0
DEM David Brignac	1,095	41.86%	<div style="width: 41.86%;"><div style="width: 41.86%;"></div></div>	231	797	66	1	0
Total Votes Cast	2,616	100.00%	<div style="width: 100.00%;"><div style="width: 100.00%;"></div></div>	560	1,950	104	2	0
Overvotes	0			0	0	0	0	0
Undervotes	132			37	89	5	1	0
Contest Totals	2,748			597	2,039	109	3	0



## PCT 116

### County Commissioner, Precinct 4

Vote For 1

	TOTAL	VOTE %		Election Day	Early Voting	Ballot By Mail	Provisional Ballots	Limited Ballots
REP Duncan Webb	1,557	59.13%	<div style="width: 59.13%;"><div style="width: 59.13%;"></div></div>	329	1,190	37	1	0
DEM Jeffrey Williams	1,076	40.87%	<div style="width: 40.87%;"><div style="width: 40.87%;"></div></div>	228	779	67	2	0
Total Votes Cast	2,633	100.00%	<div style="width: 100.00%;"><div style="width: 100.00%;"></div></div>	557	1,969	104	3	0
Overvotes	0			0	0	0	0	0
Undervotes	115			40	70	5	0	0
Contest Totals	2,748			597	2,039	109	3	0

### Justice of the Peace, Precinct 4

Vote For 1

	TOTAL	VOTE %		Election Day	Early Voting	Ballot By Mail	Provisional Ballots	Limited Ballots
REP Vincent Venegoni	1,510	57.83%	<div style="width: 57.83%;"><div style="width: 57.83%;"></div></div>	323	1,150	36	1	0
DEM Adam Kern	1,101	42.17%	<div style="width: 42.17%;"><div style="width: 42.17%;"></div></div>	230	803	67	1	0
Total Votes Cast	2,611	100.00%	<div style="width: 100.00%;"><div style="width: 100.00%;"></div></div>	553	1,953	103	2	0
Overvotes	0			0	0	0	0	0
Undervotes	137			44	86	6	1	0
Contest Totals	2,748			597	2,039	109	3	0

### Plano ISD - Proposition A

Vote For 1

	TOTAL	VOTE %		Election Day	Early Voting	Ballot By Mail	Provisional Ballots	Limited Ballots
For	1,338	52.29%	<div style="width: 52.29%;"><div style="width: 52.29%;"></div></div>	276	994	66	2	0
Against	1,221	47.71%	<div style="width: 47.71%;"><div style="width: 47.71%;"></div></div>	273	911	36	1	0
Total Votes Cast	2,559	100.00%	<div style="width: 100.00%;"><div style="width: 100.00%;"></div></div>	549	1,905	102	3	0
Overvotes	0			0	0	0	0	0
Undervotes	189			48	134	7	0	0
Contest Totals	2,748			597	2,039	109	3	0

### Plano ISD - Proposition B

Vote For 1

	TOTAL	VOTE %		Election Day	Early Voting	Ballot By Mail	Provisional Ballots	Limited Ballots
For	1,459	56.81%	<div style="width: 56.81%;"><div style="width: 56.81%;"></div></div>	318	1,069	69	3	0
Against	1,109	43.19%	<div style="width: 43.19%;"><div style="width: 43.19%;"></div></div>	233	843	33	0	0
Total Votes Cast	2,568	100.00%	<div style="width: 100.00%;"><div style="width: 100.00%;"></div></div>	551	1,912	102	3	0
Overvotes	0			0	0	0	0	0
Undervotes	180			46	127	7	0	0
Contest Totals	2,748			597	2,039	109	3	0

## PCT 116

### Plano ISD - Proposition C

Vote For 1

	TOTAL	VOTE %		Election Day	Early Voting	Ballot By Mail	Provisional Ballots	Limited Ballots
For	1,452	56.81%		315	1,071	64	2	0
Against	1,104	43.19%		232	835	37	0	0
Total Votes Cast	2,556	100.00%		547	1,906	101	2	0
Overvotes	0			0	0	0	0	0
Undervotes	192			50	133	8	1	0
Contest Totals	2,748			597	2,039	109	3	0

### Plano ISD - Proposition D

Vote For 1

	TOTAL	VOTE %		Election Day	Early Voting	Ballot By Mail	Provisional Ballots	Limited Ballots
For	1,223	47.75%		269	895	56	3	0
Against	1,338	52.25%		275	1,017	46	0	0
Total Votes Cast	2,561	100.00%		544	1,912	102	3	0
Overvotes	0			0	0	0	0	0
Undervotes	187			53	127	7	0	0
Contest Totals	2,748			597	2,039	109	3	0

### Plano ISD - Proposition E

Vote For 1

	TOTAL	VOTE %		Election Day	Early Voting	Ballot By Mail	Provisional Ballots	Limited Ballots
For	1,220	47.82%		264	903	52	1	0
Against	1,331	52.18%		282	998	49	2	0
Total Votes Cast	2,551	100.00%		546	1,901	101	3	0
Overvotes	0			0	0	0	0	0
Undervotes	197			51	138	8	0	0
Contest Totals	2,748			597	2,039	109	3	0

## PCT 117

### U. S. Representative District 3

Vote For 1

	TOTAL	VOTE %	Election Day	Early Voting	Ballot By Mail	Provisional Ballots	Limited Ballots
REP Keith Self	1,044	50.19%	278	743	23	0	0
DEM Sandeep Srivastava	983	47.26%	232	717	33	1	0
LIB Christopher Claytor	53	2.55%	25	27	1	0	0
Total Votes Cast	2,080	100.00%	535	1,487	57	1	0
Overvotes	0		0	0	0	0	0
Undervotes	40		14	25	1	0	0
Contest Totals	2,120		549	1,512	58	1	0

### Governor

Vote For 1

	TOTAL	VOTE %	Election Day	Early Voting	Ballot By Mail	Provisional Ballots	Limited Ballots
REP Greg Abbott	1,026	48.58%	273	730	23	0	0
DEM Beto O'Rourke	1,052	49.81%	259	757	35	1	0
LIB Mark Tippetts	23	1.09%	12	11	0	0	0
GRN Delilah Barrios	8	0.38%	4	4	0	0	0
Write-In Totals	3	0.14%	0	3	0	0	0
Total Votes Cast	2,112	100.00%	548	1,505	58	1	0
Overvotes	0		0	0	0	0	0
Undervotes	8		1	7	0	0	0
Contest Totals	2,120		549	1,512	58	1	0

### Lieutenant Governor

Vote For 1

	TOTAL	VOTE %	Election Day	Early Voting	Ballot By Mail	Provisional Ballots	Limited Ballots
REP Dan Patrick	985	47.20%	265	698	22	0	0
DEM Mike Collier	1,051	50.36%	251	763	36	1	0
LIB Shanna Steele	51	2.44%	21	30	0	0	0
Total Votes Cast	2,087	100.00%	537	1,491	58	1	0
Overvotes	0		0	0	0	0	0
Undervotes	33		12	21	0	0	0
Contest Totals	2,120		549	1,512	58	1	0

### Attorney General

Vote For 1

	TOTAL	VOTE %	Election Day	Early Voting	Ballot By Mail	Provisional Ballots	Limited Ballots
REP Ken Paxton	982	47.10%	264	696	22	0	0
DEM Rochelle Mercedes Garza	1,040	49.88%	252	752	35	1	0
LIB Mark Ash	63	3.02%	18	44	1	0	0
Total Votes Cast	2,085	100.00%	534	1,492	58	1	0
Overvotes	0		0	0	0	0	0
Undervotes	35		15	20	0	0	0
Contest Totals	2,120		549	1,512	58	1	0

## PCT 117

### Comptroller of Public Accounts

Vote For 1

	TOTAL	VOTE %	Election Day	Early Voting	Ballot By Mail	Provisional Ballots	Limited Ballots
REP Glenn Hegar	1,075	51.86%	287	763	25	0	0
DEM Janet T. Dudding	960	46.31%	223	705	31	1	0
LIB V. Alonzo Echevarria-Garza	38	1.83%	20	18	0	0	0
Total Votes Cast	2,073	100.00%	530	1,486	56	1	0
Overvotes	0		0	0	0	0	0
Undervotes	47		19	26	2	0	0
Contest Totals	2,120		549	1,512	58	1	0

### Commissioner of the General Land Office

Vote For 1

	TOTAL	VOTE %	Election Day	Early Voting	Ballot By Mail	Provisional Ballots	Limited Ballots
REP Dawn Buckingham	1,054	51.09%	283	747	24	0	0
DEM Jay Kleberg	972	47.12%	233	709	29	1	0
GRN Alfred Molison, Jr	34	1.65%	15	19	0	0	0
Write-In Totals	3	0.15%	1	1	1	0	0
Total Votes Cast	2,063	100.00%	532	1,476	54	1	0
Overvotes	0		0	0	0	0	0
Undervotes	57		17	36	4	0	0
Contest Totals	2,120		549	1,512	58	1	0

### Commissioner of Agriculture

Vote For 1

	TOTAL	VOTE %	Election Day	Early Voting	Ballot By Mail	Provisional Ballots	Limited Ballots
REP Sid Miller	1,058	51.56%	281	753	24	0	0
DEM Susan Hays	994	48.44%	243	720	30	1	0
Total Votes Cast	2,052	100.00%	524	1,473	54	1	0
Overvotes	0		0	0	0	0	0
Undervotes	68		25	39	4	0	0
Contest Totals	2,120		549	1,512	58	1	0

### Railroad Commissioner

Vote For 1

	TOTAL	VOTE %	Election Day	Early Voting	Ballot By Mail	Provisional Ballots	Limited Ballots
REP Wayne Christian	1,047	50.60%	284	741	22	0	0
DEM Luke Warford	946	45.72%	222	694	29	1	0
LIB Jaime Andres Diez	52	2.51%	18	32	2	0	0
GRN Hunter Wayne Crow	24	1.16%	7	17	0	0	0
Total Votes Cast	2,069	100.00%	531	1,484	53	1	0
Overvotes	0		0	0	0	0	0
Undervotes	51		18	28	5	0	0
Contest Totals	2,120		549	1,512	58	1	0

## PCT 117

### Justice, Supreme Court, Place 3

Vote For 1

	TOTAL	VOTE %		Election Day	Early Voting	Ballot By Mail	Provisional Ballots	Limited Ballots
REP Debra Lehrmann	1,041	50.58%	<div style="width: 50.58%;"><div style="width: 50.58%;"></div></div>	278	741	22	0	0
DEM Erin A. Nowell	981	47.67%	<div style="width: 47.67%;"><div style="width: 47.67%;"></div></div>	242	707	31	1	0
LIB Thomas Edward Oxford	36	1.75%	<div style="width: 1.75%;"><div style="width: 1.75%;"></div></div>	11	25	0	0	0
Total Votes Cast	2,058	100.00%	<div style="width: 100.00%;"><div style="width: 100.00%;"></div></div>	531	1,473	53	1	0
Overvotes	0			0	0	0	0	0
Undervotes	62			18	39	5	0	0
Contest Totals	2,120			549	1,512	58	1	0

### Justice, Supreme Court, Place 5

Vote For 1

	TOTAL	VOTE %		Election Day	Early Voting	Ballot By Mail	Provisional Ballots	Limited Ballots
REP Rebeca Huddle	1,051	51.29%	<div style="width: 51.29%;"><div style="width: 51.29%;"></div></div>	285	744	22	0	0
DEM Amanda Reichel	998	48.71%	<div style="width: 48.71%;"><div style="width: 48.71%;"></div></div>	241	726	30	1	0
Total Votes Cast	2,049	100.00%	<div style="width: 100.00%;"><div style="width: 100.00%;"></div></div>	526	1,470	52	1	0
Overvotes	0			0	0	0	0	0
Undervotes	71			23	42	6	0	0
Contest Totals	2,120			549	1,512	58	1	0

### Justice, Supreme Court, Place 9

Vote For 1

	TOTAL	VOTE %		Election Day	Early Voting	Ballot By Mail	Provisional Ballots	Limited Ballots
REP Evan Young	1,041	50.78%	<div style="width: 50.78%;"><div style="width: 50.78%;"></div></div>	277	742	22	0	0
DEM Julia Maldonado	1,009	49.22%	<div style="width: 49.22%;"><div style="width: 49.22%;"></div></div>	249	728	31	1	0
Total Votes Cast	2,050	100.00%	<div style="width: 100.00%;"><div style="width: 100.00%;"></div></div>	526	1,470	53	1	0
Overvotes	0			0	0	0	0	0
Undervotes	70			23	42	5	0	0
Contest Totals	2,120			549	1,512	58	1	0

### Judge, Court of Criminal Appeals, Place 5

Vote For 1

	TOTAL	VOTE %		Election Day	Early Voting	Ballot By Mail	Provisional Ballots	Limited Ballots
REP Scott Walker	1,043	51.03%	<div style="width: 51.03%;"><div style="width: 51.03%;"></div></div>	280	741	22	0	0
DEM Dana Huffman	1,001	48.97%	<div style="width: 48.97%;"><div style="width: 48.97%;"></div></div>	244	723	33	1	0
Total Votes Cast	2,044	100.00%	<div style="width: 100.00%;"><div style="width: 100.00%;"></div></div>	524	1,464	55	1	0
Overvotes	0			0	0	0	0	0
Undervotes	76			25	48	3	0	0
Contest Totals	2,120			549	1,512	58	1	0

## PCT 117

### Judge, Court of Criminal Appeals, Place 6

Vote For 1

	TOTAL	VOTE %		Election Day	Early Voting	Ballot By Mail	Provisional Ballots	Limited Ballots
REP Jesse F. McClure, III	1,053	51.52%	<div style="width: 51.52%;"><div style="width: 51.52%;"></div></div>	282	748	23	0	0
DEM Robert Johnson	991	48.48%	<div style="width: 48.48%;"><div style="width: 48.48%;"></div></div>	241	718	31	1	0
Total Votes Cast	2,044	100.00%	<div style="width: 100.00%;"><div style="width: 100.00%;"></div></div>	523	1,466	54	1	0
Overvotes	0			0	0	0	0	0
Undervotes	76			26	46	4	0	0
Contest Totals	2,120			549	1,512	58	1	0

### Member, State Board of Education, District 12 CCD

Vote For 1

	TOTAL	VOTE %		Election Day	Early Voting	Ballot By Mail	Provisional Ballots	Limited Ballots
REP Pam Little	1,038	50.51%	<div style="width: 50.51%;"><div style="width: 50.51%;"></div></div>	276	736	26	0	0
DEM Alex Cornwallis	960	46.72%	<div style="width: 46.72%;"><div style="width: 46.72%;"></div></div>	227	702	30	1	0
LIB Christy Mowrey	56	2.73%	<div style="width: 2.73%;"><div style="width: 2.73%;"></div></div>	21	35	0	0	0
Write-In Totals	1	0.05%	<div style="width: 0.05%;"><div style="width: 0.05%;"></div></div>	0	0	1	0	0
Total Votes Cast	2,055	100.00%	<div style="width: 100.00%;"><div style="width: 100.00%;"></div></div>	524	1,473	57	1	0
Overvotes	0			0	0	0	0	0
Undervotes	65			25	39	1	0	0
Contest Totals	2,120			549	1,512	58	1	0

### State Representative, District 66

Vote For 1

	TOTAL	VOTE %		Election Day	Early Voting	Ballot By Mail	Provisional Ballots	Limited Ballots
REP Matt Shaheen	1,059	51.73%	<div style="width: 51.73%;"><div style="width: 51.73%;"></div></div>	286	747	26	0	0
DEM Jesse Ringness	988	48.27%	<div style="width: 48.27%;"><div style="width: 48.27%;"></div></div>	241	716	30	1	0
Total Votes Cast	2,047	100.00%	<div style="width: 100.00%;"><div style="width: 100.00%;"></div></div>	527	1,463	56	1	0
Overvotes	0			0	0	0	0	0
Undervotes	73			22	49	2	0	0
Contest Totals	2,120			549	1,512	58	1	0

### Justice, 5th Court of Appeals District, Place 4

Vote For 1

	TOTAL	VOTE %		Election Day	Early Voting	Ballot By Mail	Provisional Ballots	Limited Ballots
REP Emily A. Miskel	1,066	52.18%	<div style="width: 52.18%;"><div style="width: 52.18%;"></div></div>	290	754	22	0	0
DEM Maricela Moore	977	47.82%	<div style="width: 47.82%;"><div style="width: 47.82%;"></div></div>	235	708	33	1	0
Total Votes Cast	2,043	100.00%	<div style="width: 100.00%;"><div style="width: 100.00%;"></div></div>	525	1,462	55	1	0
Overvotes	0			0	0	0	0	0
Undervotes	77			24	50	3	0	0
Contest Totals	2,120			549	1,512	58	1	0

## PCT 117

### Justice, 5th Court of Appeals District, Place 7

Vote For 1

	TOTAL	VOTE %		Election Day	Early Voting	Ballot By Mail	Provisional Ballots	Limited Ballots
REP Kristina Williams	1,051	51.39%	<div style="width: 51.39%;"><div style="width: 51.39%;"></div></div>	282	747	22	0	0
DEM Nancy Kennedy	994	48.61%	<div style="width: 48.61%;"><div style="width: 48.61%;"></div></div>	242	718	33	1	0
Total Votes Cast	2,045	100.00%	<div style="width: 100.00%;"><div style="width: 100.00%;"></div></div>	524	1,465	55	1	0
Overvotes	0			0	0	0	0	0
Undervotes	75			25	47	3	0	0
Contest Totals	2,120			549	1,512	58	1	0

### County Judge CCD

Vote For 1

	TOTAL	VOTE %		Election Day	Early Voting	Ballot By Mail	Provisional Ballots	Limited Ballots
REP Chris Hill	1,050	51.02%	<div style="width: 51.02%;"><div style="width: 51.02%;"></div></div>	279	747	24	0	0
DEM Joshua Murray	1,008	48.98%	<div style="width: 48.98%;"><div style="width: 48.98%;"></div></div>	250	727	30	1	0
Total Votes Cast	2,058	100.00%	<div style="width: 100.00%;"><div style="width: 100.00%;"></div></div>	529	1,474	54	1	0
Overvotes	0			0	0	0	0	0
Undervotes	62			20	38	4	0	0
Contest Totals	2,120			549	1,512	58	1	0

### District Clerk CCD

Vote For 1

	TOTAL	VOTE %		Election Day	Early Voting	Ballot By Mail	Provisional Ballots	Limited Ballots
REP Mike Gould	1,060	51.86%	<div style="width: 51.86%;"><div style="width: 51.86%;"></div></div>	283	754	23	0	0
DEM David Brignac	984	48.14%	<div style="width: 48.14%;"><div style="width: 48.14%;"></div></div>	239	712	32	1	0
Total Votes Cast	2,044	100.00%	<div style="width: 100.00%;"><div style="width: 100.00%;"></div></div>	522	1,466	55	1	0
Overvotes	0			0	0	0	0	0
Undervotes	76			27	46	3	0	0
Contest Totals	2,120			549	1,512	58	1	0

### Justice of the Peace, Precinct 4

Vote For 1

	TOTAL	VOTE %		Election Day	Early Voting	Ballot By Mail	Provisional Ballots	Limited Ballots
REP Vincent Venegoni	1,052	51.42%	<div style="width: 51.42%;"><div style="width: 51.42%;"></div></div>	284	747	21	0	0
DEM Adam Kern	994	48.58%	<div style="width: 48.58%;"><div style="width: 48.58%;"></div></div>	242	720	31	1	0
Total Votes Cast	2,046	100.00%	<div style="width: 100.00%;"><div style="width: 100.00%;"></div></div>	526	1,467	52	1	0
Overvotes	0			0	0	0	0	0
Undervotes	74			23	45	6	0	0
Contest Totals	2,120			549	1,512	58	1	0

## PCT 118

### U. S. Representative District 3

Vote For 1

	TOTAL	VOTE %	Election Day	Early Voting	Ballot By Mail	Provisional Ballots	Limited Ballots
REP Keith Self	1,288	57.37%	331	939	18	0	0
DEM Sandeep Srivastava	890	39.64%	221	636	30	3	0
LIB Christopher Claytor	67	2.98%	29	34	4	0	0
Total Votes Cast	2,245	100.00%	581	1,609	52	3	0
Overvotes	0		0	0	0	0	0
Undervotes	36		12	23	1	0	0
Contest Totals	2,281		593	1,632	53	3	0

### Governor

Vote For 1

	TOTAL	VOTE %	Election Day	Early Voting	Ballot By Mail	Provisional Ballots	Limited Ballots
REP Greg Abbott	1,263	55.42%	314	932	17	0	0
DEM Beto O'Rourke	989	43.40%	265	687	34	3	0
LIB Mark Tippetts	15	0.66%	6	8	1	0	0
GRN Delilah Barrios	6	0.26%	5	1	0	0	0
Write-In Totals	6	0.26%	2	4	0	0	0
Total Votes Cast	2,279	100.00%	592	1,632	52	3	0
Overvotes	0		0	0	0	0	0
Undervotes	2		1	0	1	0	0
Contest Totals	2,281		593	1,632	53	3	0

### Lieutenant Governor

Vote For 1

	TOTAL	VOTE %	Election Day	Early Voting	Ballot By Mail	Provisional Ballots	Limited Ballots
REP Dan Patrick	1,201	53.35%	307	880	14	0	0
DEM Mike Collier	987	43.85%	260	690	34	3	0
LIB Shanna Steele	63	2.80%	19	41	3	0	0
Total Votes Cast	2,251	100.00%	586	1,611	51	3	0
Overvotes	0		0	0	0	0	0
Undervotes	30		7	21	2	0	0
Contest Totals	2,281		593	1,632	53	3	0

### Attorney General

Vote For 1

	TOTAL	VOTE %	Election Day	Early Voting	Ballot By Mail	Provisional Ballots	Limited Ballots
REP Ken Paxton	1,198	53.43%	309	872	17	0	0
DEM Rochelle Mercedes Garza	962	42.91%	255	673	31	3	0
LIB Mark Ash	82	3.66%	20	61	1	0	0
Total Votes Cast	2,242	100.00%	584	1,606	49	3	0
Overvotes	0		0	0	0	0	0
Undervotes	39		9	26	4	0	0
Contest Totals	2,281		593	1,632	53	3	0



## PCT 118

### Comptroller of Public Accounts

Vote For 1

	TOTAL	VOTE %	Election Day	Early Voting	Ballot By Mail	Provisional Ballots	Limited Ballots
REP Glenn Hegar	1,311	59.00%	337	954	20	0	0
DEM Janet T. Dudding	864	38.88%	220	615	26	3	0
LIB V. Alonzo Echevarria-Garza	47	2.12%	17	27	3	0	0
Total Votes Cast	2,222	100.00%	574	1,596	49	3	0
Overvotes	0		0	0	0	0	0
Undervotes	59		19	36	4	0	0
Contest Totals	2,281		593	1,632	53	3	0

### Commissioner of the General Land Office

Vote For 1

	TOTAL	VOTE %	Election Day	Early Voting	Ballot By Mail	Provisional Ballots	Limited Ballots
REP Dawn Buckingham	1,293	58.32%	333	945	15	0	0
DEM Jay Kleberg	888	40.05%	224	629	32	3	0
GRN Alfred Molison, Jr	33	1.49%	15	16	2	0	0
Write-In Totals	3	0.14%	0	3	0	0	0
Total Votes Cast	2,217	100.00%	572	1,593	49	3	0
Overvotes	0		0	0	0	0	0
Undervotes	64		21	39	4	0	0
Contest Totals	2,281		593	1,632	53	3	0

### Commissioner of Agriculture

Vote For 1

	TOTAL	VOTE %	Election Day	Early Voting	Ballot By Mail	Provisional Ballots	Limited Ballots
REP Sid Miller	1,277	57.68%	324	937	16	0	0
DEM Susan Hays	937	42.32%	250	652	32	3	0
Total Votes Cast	2,214	100.00%	574	1,589	48	3	0
Overvotes	0		0	0	0	0	0
Undervotes	67		19	43	5	0	0
Contest Totals	2,281		593	1,632	53	3	0

### Railroad Commissioner

Vote For 1

	TOTAL	VOTE %	Election Day	Early Voting	Ballot By Mail	Provisional Ballots	Limited Ballots
REP Wayne Christian	1,260	57.09%	316	929	15	0	0
DEM Luke Warford	862	39.06%	219	609	31	3	0
LIB Jaime Andres Diez	59	2.67%	24	32	3	0	0
GRN Hunter Wayne Crow	26	1.18%	10	16	0	0	0
Total Votes Cast	2,207	100.00%	569	1,586	49	3	0
Overvotes	0		0	0	0	0	0
Undervotes	74		24	46	4	0	0
Contest Totals	2,281		593	1,632	53	3	0

## PCT 118

### Justice, Supreme Court, Place 3

Vote For 1

	TOTAL	VOTE %	Election Day	Early Voting	Ballot By Mail	Provisional Ballots	Limited Ballots
REP Debra Lehrmann	1,279	57.77%	329	933	17	0	0
DEM Erin A. Nowell	897	40.51%	227	635	32	3	0
LIB Thomas Edward Oxford	38	1.72%	13	23	2	0	0
Total Votes Cast	2,214	100.00%	569	1,591	51	3	0
Overvotes	0		0	0	0	0	0
Undervotes	67		24	41	2	0	0
Contest Totals	2,281		593	1,632	53	3	0

### Justice, Supreme Court, Place 5

Vote For 1

	TOTAL	VOTE %	Election Day	Early Voting	Ballot By Mail	Provisional Ballots	Limited Ballots
REP Rebeca Huddle	1,296	58.59%	327	950	19	0	0
DEM Amanda Reichel	916	41.41%	242	640	31	3	0
Total Votes Cast	2,212	100.00%	569	1,590	50	3	0
Overvotes	0		0	0	0	0	0
Undervotes	69		24	42	3	0	0
Contest Totals	2,281		593	1,632	53	3	0

### Justice, Supreme Court, Place 9

Vote For 1

	TOTAL	VOTE %	Election Day	Early Voting	Ballot By Mail	Provisional Ballots	Limited Ballots
REP Evan Young	1,278	57.83%	323	936	19	0	0
DEM Julia Maldonado	932	42.17%	245	652	32	3	0
Total Votes Cast	2,210	100.00%	568	1,588	51	3	0
Overvotes	0		0	0	0	0	0
Undervotes	71		25	44	2	0	0
Contest Totals	2,281		593	1,632	53	3	0

### Judge, Court of Criminal Appeals, Place 5

Vote For 1

	TOTAL	VOTE %	Election Day	Early Voting	Ballot By Mail	Provisional Ballots	Limited Ballots
REP Scott Walker	1,279	58.06%	321	937	21	0	0
DEM Dana Huffman	924	41.94%	243	649	29	3	0
Total Votes Cast	2,203	100.00%	564	1,586	50	3	0
Overvotes	0		0	0	0	0	0
Undervotes	78		29	46	3	0	0
Contest Totals	2,281		593	1,632	53	3	0

## PCT 118

### Judge, Court of Criminal Appeals, Place 6

Vote For 1

	TOTAL	VOTE %		Election Day	Early Voting	Ballot By Mail	Provisional Ballots	Limited Ballots
REP Jesse F. McClure, III	1,292	58.78%	<div style="width: 58.78%;"><div style="width: 58.78%;"></div></div>	329	943	20	0	0
DEM Robert Johnson	906	41.22%	<div style="width: 41.22%;"><div style="width: 41.22%;"></div></div>	234	640	29	3	0
Total Votes Cast	2,198	100.00%	<div style="width: 100.00%;"><div style="width: 100.00%;"></div></div>	563	1,583	49	3	0
Overvotes	0			0	0	0	0	0
Undervotes	83			30	49	4	0	0
Contest Totals	2,281			593	1,632	53	3	0

### Member, State Board of Education, District 12 CCD

Vote For 1

	TOTAL	VOTE %		Election Day	Early Voting	Ballot By Mail	Provisional Ballots	Limited Ballots
REP Pam Little	1,269	57.39%	<div style="width: 57.39%;"><div style="width: 57.39%;"></div></div>	327	923	19	0	0
DEM Alex Cornwallis	882	39.89%	<div style="width: 39.89%;"><div style="width: 39.89%;"></div></div>	219	629	31	3	0
LIB Christy Mowrey	58	2.62%	<div style="width: 2.62%;"><div style="width: 2.62%;"></div></div>	23	34	1	0	0
Write-In Totals	2	0.09%	<div style="width: 0.09%;"><div style="width: 0.09%;"></div></div>	0	2	0	0	0
Total Votes Cast	2,211	100.00%	<div style="width: 100.00%;"><div style="width: 100.00%;"></div></div>	569	1,588	51	3	0
Overvotes	0			0	0	0	0	0
Undervotes	70			24	44	2	0	0
Contest Totals	2,281			593	1,632	53	3	0

### State Representative, District 66

Vote For 1

	TOTAL	VOTE %		Election Day	Early Voting	Ballot By Mail	Provisional Ballots	Limited Ballots
REP Matt Shaheen	1,304	59.06%	<div style="width: 59.06%;"><div style="width: 59.06%;"></div></div>	333	950	21	0	0
DEM Jesse Ringness	904	40.94%	<div style="width: 40.94%;"><div style="width: 40.94%;"></div></div>	230	642	29	3	0
Total Votes Cast	2,208	100.00%	<div style="width: 100.00%;"><div style="width: 100.00%;"></div></div>	563	1,592	50	3	0
Overvotes	0			0	0	0	0	0
Undervotes	73			30	40	3	0	0
Contest Totals	2,281			593	1,632	53	3	0

### Justice, 5th Court of Appeals District, Place 4

Vote For 1

	TOTAL	VOTE %		Election Day	Early Voting	Ballot By Mail	Provisional Ballots	Limited Ballots
REP Emily A. Miskel	1,292	59.05%	<div style="width: 59.05%;"><div style="width: 59.05%;"></div></div>	334	938	20	0	0
DEM Maricela Moore	896	40.95%	<div style="width: 40.95%;"><div style="width: 40.95%;"></div></div>	226	638	29	3	0
Total Votes Cast	2,188	100.00%	<div style="width: 100.00%;"><div style="width: 100.00%;"></div></div>	560	1,576	49	3	0
Overvotes	0			0	0	0	0	0
Undervotes	93			33	56	4	0	0
Contest Totals	2,281			593	1,632	53	3	0

## PCT 118

### Justice, 5th Court of Appeals District, Place 7

Vote For 1

	TOTAL	VOTE %	Election Day	Early Voting	Ballot By Mail	Provisional Ballots	Limited Ballots
REP Kristina Williams	1,280	58.34%	325	937	18	0	0
DEM Nancy Kennedy	914	41.66%	234	645	32	3	0
Total Votes Cast	2,194	100.00%	559	1,582	50	3	0
Overvotes	0		0	0	0	0	0
Undervotes	87		34	50	3	0	0
Contest Totals	2,281		593	1,632	53	3	0

### County Judge CCD

Vote For 1

	TOTAL	VOTE %	Election Day	Early Voting	Ballot By Mail	Provisional Ballots	Limited Ballots
REP Chris Hill	1,287	58.24%	329	939	19	0	0
DEM Joshua Murray	923	41.76%	238	651	31	3	0
Total Votes Cast	2,210	100.00%	567	1,590	50	3	0
Overvotes	0		0	0	0	0	0
Undervotes	71		26	42	3	0	0
Contest Totals	2,281		593	1,632	53	3	0

### District Clerk CCD

Vote For 1

	TOTAL	VOTE %	Election Day	Early Voting	Ballot By Mail	Provisional Ballots	Limited Ballots
REP Mike Gould	1,304	59.49%	332	953	19	0	0
DEM David Brignac	888	40.51%	226	628	31	3	0
Total Votes Cast	2,192	100.00%	558	1,581	50	3	0
Overvotes	0		0	0	0	0	0
Undervotes	89		35	51	3	0	0
Contest Totals	2,281		593	1,632	53	3	0

### Justice of the Peace, Precinct 4

Vote For 1

	TOTAL	VOTE %	Election Day	Early Voting	Ballot By Mail	Provisional Ballots	Limited Ballots
REP Vincent Venegoni	1,274	58.36%	318	938	18	0	0
DEM Adam Kern	909	41.64%	235	639	32	3	0
Total Votes Cast	2,183	100.00%	553	1,577	50	3	0
Overvotes	0		0	0	0	0	0
Undervotes	98		40	55	3	0	0
Contest Totals	2,281		593	1,632	53	3	0

## PCT 119

### U. S. Representative District 3

Vote For 1

	TOTAL	VOTE %	Election Day	Early Voting	Ballot By Mail	Provisional Ballots	Limited Ballots
REP Keith Self	716	51.44%	150	541	25	0	0
DEM Sandeep Srivastava	646	46.41%	109	491	45	1	0
LIB Christopher Claytor	30	2.16%	5	24	1	0	0
Total Votes Cast	1,392	100.00%	264	1,056	71	1	0
Overvotes	0		0	0	0	0	0
Undervotes	19		4	14	1	0	0
Contest Totals	1,411		268	1,070	72	1	0

### Governor

Vote For 1

	TOTAL	VOTE %	Election Day	Early Voting	Ballot By Mail	Provisional Ballots	Limited Ballots
REP Greg Abbott	703	50.00%	137	542	24	0	0
DEM Beto O'Rourke	692	49.22%	126	518	47	1	0
LIB Mark Tippetts	8	0.57%	4	3	1	0	0
GRN Delilah Barrios	2	0.14%	1	1	0	0	0
Write-In Totals	2	0.14%	0	2	0	0	0
Total Votes Cast	1,406	100.00%	268	1,065	72	1	0
Overvotes	0		0	0	0	0	0
Undervotes	5		0	5	0	0	0
Contest Totals	1,411		268	1,070	72	1	0

### Lieutenant Governor

Vote For 1

	TOTAL	VOTE %	Election Day	Early Voting	Ballot By Mail	Provisional Ballots	Limited Ballots
REP Dan Patrick	668	48.09%	132	513	23	0	0
DEM Mike Collier	699	50.32%	121	531	46	1	0
LIB Shanna Steele	22	1.58%	11	8	3	0	0
Total Votes Cast	1,389	100.00%	264	1,052	72	1	0
Overvotes	0		0	0	0	0	0
Undervotes	22		4	18	0	0	0
Contest Totals	1,411		268	1,070	72	1	0

### Attorney General

Vote For 1

	TOTAL	VOTE %	Election Day	Early Voting	Ballot By Mail	Provisional Ballots	Limited Ballots
REP Ken Paxton	660	47.72%	138	499	23	0	0
DEM Rochelle Mercedes Garza	675	48.81%	114	515	45	1	0
LIB Mark Ash	48	3.47%	11	34	3	0	0
Total Votes Cast	1,383	100.00%	263	1,048	71	1	0
Overvotes	0		0	0	0	0	0
Undervotes	28		5	22	1	0	0
Contest Totals	1,411		268	1,070	72	1	0

## PCT 119

### Comptroller of Public Accounts

Vote For 1

	TOTAL	VOTE %	Election Day	Early Voting	Ballot By Mail	Provisional Ballots	Limited Ballots
REP Glenn Hegar	733	53.00%	147	560	26	0	0
DEM Janet T. Dudding	627	45.34%	106	476	44	1	0
LIB V. Alonzo Echevarria-Garza	23	1.66%	7	15	1	0	0
Total Votes Cast	1,383	100.00%	260	1,051	71	1	0
Overvotes	0		0	0	0	0	0
Undervotes	28		8	19	1	0	0
Contest Totals	1,411		268	1,070	72	1	0

### Commissioner of the General Land Office

Vote For 1

	TOTAL	VOTE %	Election Day	Early Voting	Ballot By Mail	Provisional Ballots	Limited Ballots
REP Dawn Buckingham	715	52.11%	148	543	24	0	0
DEM Jay Kleberg	640	46.65%	105	489	45	1	0
GRN Alfred Molison, Jr	17	1.24%	6	10	1	0	0
Write-In Totals	0	0.00%	0	0	0	0	0
Total Votes Cast	1,372	100.00%	259	1,042	70	1	0
Overvotes	0		0	0	0	0	0
Undervotes	39		9	28	2	0	0
Contest Totals	1,411		268	1,070	72	1	0

### Commissioner of Agriculture

Vote For 1

	TOTAL	VOTE %	Election Day	Early Voting	Ballot By Mail	Provisional Ballots	Limited Ballots
REP Sid Miller	722	52.89%	146	550	26	0	0
DEM Susan Hays	643	47.11%	108	491	43	1	0
Total Votes Cast	1,365	100.00%	254	1,041	69	1	0
Overvotes	0		0	0	0	0	0
Undervotes	46		14	29	3	0	0
Contest Totals	1,411		268	1,070	72	1	0

### Railroad Commissioner

Vote For 1

	TOTAL	VOTE %	Election Day	Early Voting	Ballot By Mail	Provisional Ballots	Limited Ballots
REP Wayne Christian	700	51.02%	142	534	24	0	0
DEM Luke Warford	635	46.28%	107	480	47	1	0
LIB Jaime Andres Diez	29	2.11%	9	19	1	0	0
GRN Hunter Wayne Crow	8	0.58%	1	7	0	0	0
Total Votes Cast	1,372	100.00%	259	1,040	72	1	0
Overvotes	0		0	0	0	0	0
Undervotes	39		9	30	0	0	0
Contest Totals	1,411		268	1,070	72	1	0

## PCT 119

### Justice, Supreme Court, Place 3

Vote For 1

	TOTAL	VOTE %	Election Day	Early Voting	Ballot By Mail	Provisional Ballots	Limited Ballots
REP Debra Lehrmann	711	51.71%	139	547	25	0	0
DEM Erin A. Nowell	643	46.76%	110	486	46	1	0
LIB Thomas Edward Oxford	21	1.53%	8	12	1	0	0
Total Votes Cast	1,375	100.00%	257	1,045	72	1	0
Overvotes	0		0	0	0	0	0
Undervotes	36		11	25	0	0	0
Contest Totals	1,411		268	1,070	72	1	0

### Justice, Supreme Court, Place 5

Vote For 1

	TOTAL	VOTE %	Election Day	Early Voting	Ballot By Mail	Provisional Ballots	Limited Ballots
REP Rebeca Huddle	722	52.78%	140	556	26	0	0
DEM Amanda Reichel	646	47.22%	115	484	46	1	0
Total Votes Cast	1,368	100.00%	255	1,040	72	1	0
Overvotes	0		0	0	0	0	0
Undervotes	43		13	30	0	0	0
Contest Totals	1,411		268	1,070	72	1	0

### Justice, Supreme Court, Place 9

Vote For 1

	TOTAL	VOTE %	Election Day	Early Voting	Ballot By Mail	Provisional Ballots	Limited Ballots
REP Evan Young	719	52.67%	144	550	25	0	0
DEM Julia Maldonado	646	47.33%	112	487	46	1	0
Total Votes Cast	1,365	100.00%	256	1,037	71	1	0
Overvotes	0		0	0	0	0	0
Undervotes	46		12	33	1	0	0
Contest Totals	1,411		268	1,070	72	1	0

### Judge, Court of Criminal Appeals, Place 5

Vote For 1

	TOTAL	VOTE %	Election Day	Early Voting	Ballot By Mail	Provisional Ballots	Limited Ballots
REP Scott Walker	713	52.46%	141	547	25	0	0
DEM Dana Huffman	646	47.54%	109	489	47	1	0
Total Votes Cast	1,359	100.00%	250	1,036	72	1	0
Overvotes	0		0	0	0	0	0
Undervotes	52		18	34	0	0	0
Contest Totals	1,411		268	1,070	72	1	0

## PCT 119

### Judge, Court of Criminal Appeals, Place 6

Vote For 1

	TOTAL	VOTE %	Election Day	Early Voting	Ballot By Mail	Provisional Ballots	Limited Ballots
REP Jesse F. McClure, III	719	52.98%	143	550	26	0	0
DEM Robert Johnson	638	47.02%	107	486	44	1	0
Total Votes Cast	1,357	100.00%	250	1,036	70	1	0
Overvotes	0		0	0	0	0	0
Undervotes	54		18	34	2	0	0
Contest Totals	1,411		268	1,070	72	1	0

### Member, State Board of Education, District 12 CCD

Vote For 1

	TOTAL	VOTE %	Election Day	Early Voting	Ballot By Mail	Provisional Ballots	Limited Ballots
REP Pam Little	699	51.25%	137	538	24	0	0
DEM Alex Cornwallis	630	46.19%	110	476	43	1	0
LIB Christy Mowrey	33	2.42%	6	24	3	0	0
Write-In Totals	2	0.15%	0	2	0	0	0
Total Votes Cast	1,364	100.00%	253	1,040	70	1	0
Overvotes	0		0	0	0	0	0
Undervotes	47		15	30	2	0	0
Contest Totals	1,411		268	1,070	72	1	0

### State Senator, District 8

Vote For 1

	TOTAL	VOTE %	Election Day	Early Voting	Ballot By Mail	Provisional Ballots	Limited Ballots
REP Angela Paxton	664	48.50%	138	504	22	0	0
DEM Jonathan Cocks	674	49.23%	112	513	48	1	0
LIB Edward Kless	31	2.26%	7	23	1	0	0
Total Votes Cast	1,369	100.00%	257	1,040	71	1	0
Overvotes	0		0	0	0	0	0
Undervotes	42		11	30	1	0	0
Contest Totals	1,411		268	1,070	72	1	0

### State Representative, District 66

Vote For 1

	TOTAL	VOTE %	Election Day	Early Voting	Ballot By Mail	Provisional Ballots	Limited Ballots
REP Matt Shaheen	730	53.56%	147	558	25	0	0
DEM Jesse Ringness	633	46.44%	109	479	44	1	0
Total Votes Cast	1,363	100.00%	256	1,037	69	1	0
Overvotes	0		0	0	0	0	0
Undervotes	48		12	33	3	0	0
Contest Totals	1,411		268	1,070	72	1	0



## PCT 119

### Justice, 5th Court of Appeals District, Place 4

Vote For 1

	TOTAL	VOTE %		Election Day	Early Voting	Ballot By Mail	Provisional Ballots	Limited Ballots
REP Emily A. Miskel	723	53.12%	<div style="width: 53.12%;"><div style="width: 53.12%;"></div></div>	141	555	27	0	0
DEM Maricela Moore	638	46.88%	<div style="width: 46.88%;"><div style="width: 46.88%;"></div></div>	109	486	42	1	0
Total Votes Cast	1,361	100.00%	<div style="width: 100.00%;"><div style="width: 100.00%;"></div></div>	250	1,041	69	1	0
Overvotes	0			0	0	0	0	0
Undervotes	50			18	29	3	0	0
Contest Totals	1,411			268	1,070	72	1	0

### Justice, 5th Court of Appeals District, Place 7

Vote For 1

	TOTAL	VOTE %		Election Day	Early Voting	Ballot By Mail	Provisional Ballots	Limited Ballots
REP Kristina Williams	717	52.84%	<div style="width: 52.84%;"><div style="width: 52.84%;"></div></div>	141	550	26	0	0
DEM Nancy Kennedy	640	47.16%	<div style="width: 47.16%;"><div style="width: 47.16%;"></div></div>	108	488	43	1	0
Total Votes Cast	1,357	100.00%	<div style="width: 100.00%;"><div style="width: 100.00%;"></div></div>	249	1,038	69	1	0
Overvotes	0			0	0	0	0	0
Undervotes	54			19	32	3	0	0
Contest Totals	1,411			268	1,070	72	1	0

### County Judge CCD

Vote For 1

	TOTAL	VOTE %		Election Day	Early Voting	Ballot By Mail	Provisional Ballots	Limited Ballots
REP Chris Hill	705	51.72%	<div style="width: 51.72%;"><div style="width: 51.72%;"></div></div>	141	538	26	0	0
DEM Joshua Murray	658	48.28%	<div style="width: 48.28%;"><div style="width: 48.28%;"></div></div>	110	503	44	1	0
Total Votes Cast	1,363	100.00%	<div style="width: 100.00%;"><div style="width: 100.00%;"></div></div>	251	1,041	70	1	0
Overvotes	0			0	0	0	0	0
Undervotes	48			17	29	2	0	0
Contest Totals	1,411			268	1,070	72	1	0

### District Clerk CCD

Vote For 1

	TOTAL	VOTE %		Election Day	Early Voting	Ballot By Mail	Provisional Ballots	Limited Ballots
REP Mike Gould	713	52.58%	<div style="width: 52.58%;"><div style="width: 52.58%;"></div></div>	140	547	26	0	0
DEM David Brignac	643	47.42%	<div style="width: 47.42%;"><div style="width: 47.42%;"></div></div>	110	489	43	1	0
Total Votes Cast	1,356	100.00%	<div style="width: 100.00%;"><div style="width: 100.00%;"></div></div>	250	1,036	69	1	0
Overvotes	0			0	0	0	0	0
Undervotes	55			18	34	3	0	0
Contest Totals	1,411			268	1,070	72	1	0

## PCT 119

### County Commissioner, Precinct 4

Vote For 1

	TOTAL	VOTE %		Election Day	Early Voting	Ballot By Mail	Provisional Ballots	Limited Ballots
REP Duncan Webb	721	53.05%	<div style="width: 53.05%;"><div style="width: 53.05%;"></div></div>	141	553	27	0	0
DEM Jeffrey Williams	638	46.95%	<div style="width: 46.95%;"><div style="width: 46.95%;"></div></div>	108	487	42	1	0
Total Votes Cast	1,359	100.00%	<div style="width: 100.00%;"><div style="width: 100.00%;"></div></div>	249	1,040	69	1	0
Overvotes	0			0	0	0	0	0
Undervotes	52			19	30	3	0	0
Contest Totals	1,411			268	1,070	72	1	0

### Justice of the Peace, Precinct 3

Vote For 1

	TOTAL	VOTE %		Election Day	Early Voting	Ballot By Mail	Provisional Ballots	Limited Ballots
REP Mike Missildine	713	52.62%	<div style="width: 52.62%;"><div style="width: 52.62%;"></div></div>	138	547	28	0	0
DEM Irvin Lynn Barrett	642	47.38%	<div style="width: 47.38%;"><div style="width: 47.38%;"></div></div>	109	491	41	1	0
Total Votes Cast	1,355	100.00%	<div style="width: 100.00%;"><div style="width: 100.00%;"></div></div>	247	1,038	69	1	0
Overvotes	0			0	0	0	0	0
Undervotes	56			21	32	3	0	0
Contest Totals	1,411			268	1,070	72	1	0

### Plano ISD - Proposition A

Vote For 1

	TOTAL	VOTE %		Election Day	Early Voting	Ballot By Mail	Provisional Ballots	Limited Ballots
For	681	51.13%	<div style="width: 51.13%;"><div style="width: 51.13%;"></div></div>	118	528	34	1	0
Against	651	48.87%	<div style="width: 48.87%;"><div style="width: 48.87%;"></div></div>	129	488	34	0	0
Total Votes Cast	1,332	100.00%	<div style="width: 100.00%;"><div style="width: 100.00%;"></div></div>	247	1,016	68	1	0
Overvotes	0			0	0	0	0	0
Undervotes	79			21	54	4	0	0
Contest Totals	1,411			268	1,070	72	1	0

### Plano ISD - Proposition B

Vote For 1

	TOTAL	VOTE %		Election Day	Early Voting	Ballot By Mail	Provisional Ballots	Limited Ballots
For	732	54.46%	<div style="width: 54.46%;"><div style="width: 54.46%;"></div></div>	126	570	35	1	0
Against	612	45.54%	<div style="width: 45.54%;"><div style="width: 45.54%;"></div></div>	122	457	33	0	0
Total Votes Cast	1,344	100.00%	<div style="width: 100.00%;"><div style="width: 100.00%;"></div></div>	248	1,027	68	1	0
Overvotes	0			0	0	0	0	0
Undervotes	67			20	43	4	0	0
Contest Totals	1,411			268	1,070	72	1	0

## PCT 119

### Plano ISD - Proposition C

Vote For 1

	TOTAL	VOTE %		Election Day	Early Voting	Ballot By Mail	Provisional Ballots	Limited Ballots
For	738	55.07%		127	579	31	1	0
Against	602	44.93%		120	446	36	0	0
Total Votes Cast	1,340	100.00%		247	1,025	67	1	0
Overvotes	0			0	0	0	0	0
Undervotes	71			21	45	5	0	0
Contest Totals	1,411			268	1,070	72	1	0

### Plano ISD - Proposition D

Vote For 1

	TOTAL	VOTE %		Election Day	Early Voting	Ballot By Mail	Provisional Ballots	Limited Ballots
For	641	47.76%		117	498	25	1	0
Against	701	52.24%		131	527	43	0	0
Total Votes Cast	1,342	100.00%		248	1,025	68	1	0
Overvotes	0			0	0	0	0	0
Undervotes	69			20	45	4	0	0
Contest Totals	1,411			268	1,070	72	1	0

### Plano ISD - Proposition E

Vote For 1

	TOTAL	VOTE %		Election Day	Early Voting	Ballot By Mail	Provisional Ballots	Limited Ballots
For	611	45.80%		113	473	24	1	0
Against	723	54.20%		133	548	42	0	0
Total Votes Cast	1,334	100.00%		246	1,021	66	1	0
Overvotes	0			0	0	0	0	0
Undervotes	77			22	49	6	0	0
Contest Totals	1,411			268	1,070	72	1	0

## PCT 120

### U. S. Representative District 3

Vote For 1

	TOTAL	VOTE %	Election Day	Early Voting	Ballot By Mail	Provisional Ballots	Limited Ballots
REP Keith Self	1,236	59.17%	295	899	42	0	0
DEM Sandeep Srivastava	813	38.92%	188	585	39	1	0
LIB Christopher Claytor	40	1.91%	12	28	0	0	0
Total Votes Cast	2,089	100.00%	495	1,512	81	1	0
Overvotes	0		0	0	0	0	0
Undervotes	37		9	27	1	0	0
Contest Totals	2,126		504	1,539	82	1	0

### Governor

Vote For 1

	TOTAL	VOTE %	Election Day	Early Voting	Ballot By Mail	Provisional Ballots	Limited Ballots
REP Greg Abbott	1,214	57.32%	290	881	43	0	0
DEM Beto O'Rourke	881	41.60%	204	637	39	1	0
LIB Mark Tippetts	17	0.80%	6	11	0	0	0
GRN Delilah Barrios	5	0.24%	3	2	0	0	0
Write-In Totals	1	0.05%	0	1	0	0	0
Total Votes Cast	2,118	100.00%	503	1,532	82	1	0
Overvotes	0		0	0	0	0	0
Undervotes	8		1	7	0	0	0
Contest Totals	2,126		504	1,539	82	1	0

### Lieutenant Governor

Vote For 1

	TOTAL	VOTE %	Election Day	Early Voting	Ballot By Mail	Provisional Ballots	Limited Ballots
REP Dan Patrick	1,164	55.59%	284	840	40	0	0
DEM Mike Collier	895	42.74%	196	658	40	1	0
LIB Shanna Steele	35	1.67%	13	22	0	0	0
Total Votes Cast	2,094	100.00%	493	1,520	80	1	0
Overvotes	0		0	0	0	0	0
Undervotes	32		11	19	2	0	0
Contest Totals	2,126		504	1,539	82	1	0

### Attorney General

Vote For 1

	TOTAL	VOTE %	Election Day	Early Voting	Ballot By Mail	Provisional Ballots	Limited Ballots
REP Ken Paxton	1,129	54.51%	272	819	38	0	0
DEM Rochelle Mercedes Garza	872	42.11%	196	638	37	1	0
LIB Mark Ash	70	3.38%	16	49	5	0	0
Total Votes Cast	2,071	100.00%	484	1,506	80	1	0
Overvotes	0		0	0	0	0	0
Undervotes	55		20	33	2	0	0
Contest Totals	2,126		504	1,539	82	1	0

## PCT 120

### Comptroller of Public Accounts

Vote For 1

	TOTAL	VOTE %		Election Day	Early Voting	Ballot By Mail	Provisional Ballots	Limited Ballots
REP Glenn Hegar	1,274	61.16%		309	922	43	0	0
DEM Janet T. Dudding	781	37.49%		173	570	37	1	0
LIB V. Alonzo Echevarria-Garza	28	1.34%		8	20	0	0	0
Total Votes Cast	2,083	100.00%		490	1,512	80	1	0
Overvotes	0			0	0	0	0	0
Undervotes	43			14	27	2	0	0
Contest Totals	2,126			504	1,539	82	1	0

### Commissioner of the General Land Office

Vote For 1

	TOTAL	VOTE %		Election Day	Early Voting	Ballot By Mail	Provisional Ballots	Limited Ballots
REP Dawn Buckingham	1,240	59.76%		307	891	42	0	0
DEM Jay Kleberg	811	39.08%		177	596	37	1	0
GRN Alfred Molison, Jr	23	1.11%		4	17	2	0	0
Write-In Totals	1	0.05%		0	1	0	0	0
Total Votes Cast	2,075	100.00%		488	1,505	81	1	0
Overvotes	0			0	0	0	0	0
Undervotes	51			16	34	1	0	0
Contest Totals	2,126			504	1,539	82	1	0

### Commissioner of Agriculture

Vote For 1

	TOTAL	VOTE %		Election Day	Early Voting	Ballot By Mail	Provisional Ballots	Limited Ballots
REP Sid Miller	1,245	60.06%		308	893	44	0	0
DEM Susan Hays	828	39.94%		182	609	36	1	0
Total Votes Cast	2,073	100.00%		490	1,502	80	1	0
Overvotes	0			0	0	0	0	0
Undervotes	53			14	37	2	0	0
Contest Totals	2,126			504	1,539	82	1	0

### Railroad Commissioner

Vote For 1

	TOTAL	VOTE %		Election Day	Early Voting	Ballot By Mail	Provisional Ballots	Limited Ballots
REP Wayne Christian	1,218	58.73%		298	877	43	0	0
DEM Luke Warford	795	38.33%		174	583	37	1	0
LIB Jaime Andres Diez	44	2.12%		15	29	0	0	0
GRN Hunter Wayne Crow	17	0.82%		2	14	1	0	0
Total Votes Cast	2,074	100.00%		489	1,503	81	1	0
Overvotes	0			0	0	0	0	0
Undervotes	52			15	36	1	0	0
Contest Totals	2,126			504	1,539	82	1	0

## PCT 120

### Justice, Supreme Court, Place 3

Vote For 1

	TOTAL	VOTE %		Election Day	Early Voting	Ballot By Mail	Provisional Ballots	Limited Ballots
REP Debra Lehrmann	1,241	60.04%	<div style="width: 60.04%;"><div style="width: 60.04%;"></div></div>	295	903	43	0	0
DEM Erin A. Nowell	799	38.66%	<div style="width: 38.66%;"><div style="width: 38.66%;"></div></div>	181	580	37	1	0
LIB Thomas Edward Oxford	27	1.31%	<div style="width: 1.31%;"><div style="width: 1.31%;"></div></div>	11	16	0	0	0
Total Votes Cast	2,067	100.00%	<div style="width: 100.00%;"><div style="width: 100.00%;"></div></div>	487	1,499	80	1	0
Overvotes	0			0	0	0	0	0
Undervotes	59			17	40	2	0	0
Contest Totals	2,126			504	1,539	82	1	0

### Justice, Supreme Court, Place 5

Vote For 1

	TOTAL	VOTE %		Election Day	Early Voting	Ballot By Mail	Provisional Ballots	Limited Ballots
REP Rebeca Huddle	1,274	61.69%	<div style="width: 61.69%;"><div style="width: 61.69%;"></div></div>	310	920	44	0	0
DEM Amanda Reichel	791	38.31%	<div style="width: 38.31%;"><div style="width: 38.31%;"></div></div>	175	580	35	1	0
Total Votes Cast	2,065	100.00%	<div style="width: 100.00%;"><div style="width: 100.00%;"></div></div>	485	1,500	79	1	0
Overvotes	0			0	0	0	0	0
Undervotes	61			19	39	3	0	0
Contest Totals	2,126			504	1,539	82	1	0

### Justice, Supreme Court, Place 9

Vote For 1

	TOTAL	VOTE %		Election Day	Early Voting	Ballot By Mail	Provisional Ballots	Limited Ballots
REP Evan Young	1,250	60.53%	<div style="width: 60.53%;"><div style="width: 60.53%;"></div></div>	305	902	43	0	0
DEM Julia Maldonado	815	39.47%	<div style="width: 39.47%;"><div style="width: 39.47%;"></div></div>	178	598	38	1	0
Total Votes Cast	2,065	100.00%	<div style="width: 100.00%;"><div style="width: 100.00%;"></div></div>	483	1,500	81	1	0
Overvotes	0			0	0	0	0	0
Undervotes	61			21	39	1	0	0
Contest Totals	2,126			504	1,539	82	1	0

### Judge, Court of Criminal Appeals, Place 5

Vote For 1

	TOTAL	VOTE %		Election Day	Early Voting	Ballot By Mail	Provisional Ballots	Limited Ballots
REP Scott Walker	1,249	60.51%	<div style="width: 60.51%;"><div style="width: 60.51%;"></div></div>	302	904	43	0	0
DEM Dana Huffman	815	39.49%	<div style="width: 39.49%;"><div style="width: 39.49%;"></div></div>	182	595	37	1	0
Total Votes Cast	2,064	100.00%	<div style="width: 100.00%;"><div style="width: 100.00%;"></div></div>	484	1,499	80	1	0
Overvotes	0			0	0	0	0	0
Undervotes	62			20	40	2	0	0
Contest Totals	2,126			504	1,539	82	1	0

## PCT 120

### Judge, Court of Criminal Appeals, Place 6

Vote For 1

	TOTAL	VOTE %		Election Day	Early Voting	Ballot By Mail	Provisional Ballots	Limited Ballots
REP Jesse F. McClure, III	1,243	60.43%	<div style="width: 60.43%;"><div style="width: 60.43%;"></div></div>	301	900	42	0	0
DEM Robert Johnson	814	39.57%	<div style="width: 39.57%;"><div style="width: 39.57%;"></div></div>	181	595	37	1	0
Total Votes Cast	2,057	100.00%	<div style="width: 100%;"><div style="width: 100%;"></div></div>	482	1,495	79	1	0
Overvotes	0			0	0	0	0	0
Undervotes	69			22	44	3	0	0
Contest Totals	2,126			504	1,539	82	1	0

### Member, State Board of Education, District 12 CCD

Vote For 1

	TOTAL	VOTE %		Election Day	Early Voting	Ballot By Mail	Provisional Ballots	Limited Ballots
REP Pam Little	1,220	59.08%	<div style="width: 59.08%;"><div style="width: 59.08%;"></div></div>	304	874	42	0	0
DEM Alex Cornwallis	794	38.45%	<div style="width: 38.45%;"><div style="width: 38.45%;"></div></div>	167	588	38	1	0
LIB Christy Mowrey	49	2.37%	<div style="width: 2.37%;"><div style="width: 2.37%;"></div></div>	14	34	1	0	0
Write-In Totals	2	0.10%	<div style="width: 0.10%;"><div style="width: 0.10%;"></div></div>	0	2	0	0	0
Total Votes Cast	2,065	100.00%	<div style="width: 100%;"><div style="width: 100%;"></div></div>	485	1,498	81	1	0
Overvotes	0			0	0	0	0	0
Undervotes	61			19	41	1	0	0
Contest Totals	2,126			504	1,539	82	1	0

### State Senator, District 8

Vote For 1

	TOTAL	VOTE %		Election Day	Early Voting	Ballot By Mail	Provisional Ballots	Limited Ballots
REP Angela Paxton	1,161	56.11%	<div style="width: 56.11%;"><div style="width: 56.11%;"></div></div>	289	832	40	0	0
DEM Jonathan Cocks	855	41.32%	<div style="width: 41.32%;"><div style="width: 41.32%;"></div></div>	178	638	38	1	0
LIB Edward Kless	53	2.56%	<div style="width: 2.56%;"><div style="width: 2.56%;"></div></div>	15	35	3	0	0
Total Votes Cast	2,069	100.00%	<div style="width: 100%;"><div style="width: 100%;"></div></div>	482	1,505	81	1	0
Overvotes	0			0	0	0	0	0
Undervotes	57			22	34	1	0	0
Contest Totals	2,126			504	1,539	82	1	0

### State Representative, District 67

Vote For 1

	TOTAL	VOTE %		Election Day	Early Voting	Ballot By Mail	Provisional Ballots	Limited Ballots
REP Jeff Leach	1,293	62.22%	<div style="width: 62.22%;"><div style="width: 62.22%;"></div></div>	313	935	45	0	0
DEM Kevin Morris	785	37.78%	<div style="width: 37.78%;"><div style="width: 37.78%;"></div></div>	169	579	36	1	0
Total Votes Cast	2,078	100.00%	<div style="width: 100%;"><div style="width: 100%;"></div></div>	482	1,514	81	1	0
Overvotes	0			0	0	0	0	0
Undervotes	48			22	25	1	0	0
Contest Totals	2,126			504	1,539	82	1	0

## PCT 120

### Justice, 5th Court of Appeals District, Place 4

Vote For 1

	TOTAL	VOTE %	Election Day	Early Voting	Ballot By Mail	Provisional Ballots	Limited Ballots
REP Emily A. Miskel	1,260	61.46%	309	908	43	0	0
DEM Maricela Moore	790	38.54%	171	580	38	1	0
Total Votes Cast	2,050	100.00%	480	1,488	81	1	0
Overvotes	0		0	0	0	0	0
Undervotes	76		24	51	1	0	0
Contest Totals	2,126		504	1,539	82	1	0

### Justice, 5th Court of Appeals District, Place 7

Vote For 1

	TOTAL	VOTE %	Election Day	Early Voting	Ballot By Mail	Provisional Ballots	Limited Ballots
REP Kristina Williams	1,243	60.63%	305	895	43	0	0
DEM Nancy Kennedy	807	39.37%	174	594	38	1	0
Total Votes Cast	2,050	100.00%	479	1,489	81	1	0
Overvotes	0		0	0	0	0	0
Undervotes	76		25	50	1	0	0
Contest Totals	2,126		504	1,539	82	1	0

### County Judge CCD

Vote For 1

	TOTAL	VOTE %	Election Day	Early Voting	Ballot By Mail	Provisional Ballots	Limited Ballots
REP Chris Hill	1,257	60.72%	304	911	42	0	0
DEM Joshua Murray	813	39.28%	180	595	37	1	0
Total Votes Cast	2,070	100.00%	484	1,506	79	1	0
Overvotes	0		0	0	0	0	0
Undervotes	56		20	33	3	0	0
Contest Totals	2,126		504	1,539	82	1	0

### District Clerk CCD

Vote For 1




	TOTAL	VOTE %	Election Day	Early Voting	Ballot By Mail	Provisional Ballots	Limited Ballots
REP Mike Gould	1,248	60.70%	304	902	42	0	0
DEM David Brignac	808	39.30%	177	593	37	1	0
Total Votes Cast	2,056	100.00%	481	1,495	79	1	0
Overvotes	0		0	0	0	0	0
Undervotes	70		23	44	3	0	0
Contest Totals	2,126		504	1,539	82	1	0



## PCT 120




### County Commissioner, Precinct 4

Vote For 1

	TOTAL	VOTE %		Election Day	Early Voting	Ballot By Mail	Provisional Ballots	Limited Ballots
REP Duncan Webb	1,257	61.26%		309	906	42	0	0
DEM Jeffrey Williams	795	38.74%		172	585	37	1	0
Total Votes Cast	2,052	100.00%		481	1,491	79	1	0
Overvotes	0			0	0	0	0	0
Undervotes	74			23	48	3	0	0
Contest Totals	2,126			504	1,539	82	1	0

### Justice of the Peace, Precinct 3

Vote For 1

	TOTAL	VOTE %		Election Day	Early Voting	Ballot By Mail	Provisional Ballots	Limited Ballots
REP Mike Missildine	1,243	60.84%		306	896	41	0	0
DEM Irvin Lynn Barrett	800	39.16%		175	586	38	1	0
Total Votes Cast	2,043	100.00%		481	1,482	79	1	0
Overvotes	0			0	0	0	0	0
Undervotes	83			23	57	3	0	0
Contest Totals	2,126			504	1,539	82	1	0

## PCT 121

### U. S. Representative District 3

Vote For 1

	TOTAL	VOTE %	Election Day	Early Voting	Ballot By Mail	Provisional Ballots	Limited Ballots
REP Keith Self	571	37.66%	156	397	16	2	0
DEM Sandeep Srivastava	902	59.50%	182	683	35	2	0
LIB Christopher Claytor	43	2.84%	16	25	2	0	0
Total Votes Cast	1,516	100.00%	354	1,105	53	4	0
Overvotes	0		0	0	0	0	0
Undervotes	29		10	17	2	0	0
Contest Totals	1,545		364	1,122	55	4	0

### Governor

Vote For 1

	TOTAL	VOTE %	Election Day	Early Voting	Ballot By Mail	Provisional Ballots	Limited Ballots
REP Greg Abbott	569	36.92%	156	394	17	2	0
DEM Beto O'Rourke	950	61.65%	200	710	38	2	0
LIB Mark Tippetts	16	1.04%	5	11	0	0	0
GRN Delilah Barrios	6	0.39%	2	4	0	0	0
Write-In Totals	0	0.00%	0	0	0	0	0
Total Votes Cast	1,541	100.00%	363	1,119	55	4	0
Overvotes	0		0	0	0	0	0
Undervotes	4		1	3	0	0	0
Contest Totals	1,545		364	1,122	55	4	0

### Lieutenant Governor

Vote For 1

	TOTAL	VOTE %	Election Day	Early Voting	Ballot By Mail	Provisional Ballots	Limited Ballots
REP Dan Patrick	567	37.38%	156	393	17	1	0
DEM Mike Collier	925	60.98%	191	697	35	2	0
LIB Shanna Steele	25	1.65%	8	16	0	1	0
Total Votes Cast	1,517	100.00%	355	1,106	52	4	0
Overvotes	0		0	0	0	0	0
Undervotes	28		9	16	3	0	0
Contest Totals	1,545		364	1,122	55	4	0

### Attorney General

Vote For 1

	TOTAL	VOTE %	Election Day	Early Voting	Ballot By Mail	Provisional Ballots	Limited Ballots
REP Ken Paxton	549	36.31%	153	379	15	2	0
DEM Rochelle Mercedes Garza	927	61.31%	187	702	36	2	0
LIB Mark Ash	36	2.38%	11	24	1	0	0
Total Votes Cast	1,512	100.00%	351	1,105	52	4	0
Overvotes	0		0	0	0	0	0
Undervotes	33		13	17	3	0	0
Contest Totals	1,545		364	1,122	55	4	0

## PCT 121

### Comptroller of Public Accounts

Vote For 1

	TOTAL	VOTE %	Election Day	Early Voting	Ballot By Mail	Provisional Ballots	Limited Ballots
REP Glenn Hegar	625	41.58%	172	434	17	2	0
DEM Janet T. Dudding	859	57.15%	170	653	34	2	0
LIB V. Alonzo Echevarria-Garza	19	1.26%	6	13	0	0	0
Total Votes Cast	1,503	100.00%	348	1,100	51	4	0
Overvotes	0		0	0	0	0	0
Undervotes	42		16	22	4	0	0
Contest Totals	1,545		364	1,122	55	4	0

### Commissioner of the General Land Office

Vote For 1

	TOTAL	VOTE %	Election Day	Early Voting	Ballot By Mail	Provisional Ballots	Limited Ballots
REP Dawn Buckingham	614	40.93%	169	426	17	2	0
DEM Jay Kleberg	866	57.73%	170	658	36	2	0
GRN Alfred Molison, Jr	20	1.33%	7	13	0	0	0
Write-In Totals	0	0.00%	0	0	0	0	0
Total Votes Cast	1,500	100.00%	346	1,097	53	4	0
Overvotes	0		0	0	0	0	0
Undervotes	45		18	25	2	0	0
Contest Totals	1,545		364	1,122	55	4	0

### Commissioner of Agriculture

Vote For 1

	TOTAL	VOTE %	Election Day	Early Voting	Ballot By Mail	Provisional Ballots	Limited Ballots
REP Sid Miller	606	40.37%	170	417	17	2	0
DEM Susan Hays	895	59.63%	177	680	36	2	0
Total Votes Cast	1,501	100.00%	347	1,097	53	4	0
Overvotes	0		0	0	0	0	0
Undervotes	44		17	25	2	0	0
Contest Totals	1,545		364	1,122	55	4	0

### Railroad Commissioner

Vote For 1

	TOTAL	VOTE %	Election Day	Early Voting	Ballot By Mail	Provisional Ballots	Limited Ballots
REP Wayne Christian	582	38.85%	158	405	17	2	0
DEM Luke Warford	866	57.81%	172	657	35	2	0
LIB Jaime Andres Diez	31	2.07%	7	23	1	0	0
GRN Hunter Wayne Crow	19	1.27%	6	12	1	0	0
Total Votes Cast	1,498	100.00%	343	1,097	54	4	0
Overvotes	0		0	0	0	0	0
Undervotes	47		21	25	1	0	0
Contest Totals	1,545		364	1,122	55	4	0

## PCT 121

### Justice, Supreme Court, Place 3

Vote For 1

	TOTAL	VOTE %	Election Day	Early Voting	Ballot By Mail	Provisional Ballots	Limited Ballots
REP Debra Lehrmann	590	39.15%	161	411	16	2	0
DEM Erin A. Nowell	892	59.19%	173	682	35	2	0
LIB Thomas Edward Oxford	25	1.66%	13	12	0	0	0
Total Votes Cast	1,507	100.00%	347	1,105	51	4	0
Overvotes	0		0	0	0	0	0
Undervotes	38		17	17	4	0	0
Contest Totals	1,545		364	1,122	55	4	0

### Justice, Supreme Court, Place 5

Vote For 1

	TOTAL	VOTE %	Election Day	Early Voting	Ballot By Mail	Provisional Ballots	Limited Ballots
REP Rebeca Huddle	600	39.89%	167	414	17	2	0
DEM Amanda Reichel	904	60.11%	179	688	35	2	0
Total Votes Cast	1,504	100.00%	346	1,102	52	4	0
Overvotes	0		0	0	0	0	0
Undervotes	41		18	20	3	0	0
Contest Totals	1,545		364	1,122	55	4	0

### Justice, Supreme Court, Place 9

Vote For 1

	TOTAL	VOTE %	Election Day	Early Voting	Ballot By Mail	Provisional Ballots	Limited Ballots
REP Evan Young	593	39.48%	165	409	17	2	0
DEM Julia Maldonado	909	60.52%	181	691	35	2	0
Total Votes Cast	1,502	100.00%	346	1,100	52	4	0
Overvotes	0		0	0	0	0	0
Undervotes	43		18	22	3	0	0
Contest Totals	1,545		364	1,122	55	4	0

### Judge, Court of Criminal Appeals, Place 5

Vote For 1

	TOTAL	VOTE %	Election Day	Early Voting	Ballot By Mail	Provisional Ballots	Limited Ballots
REP Scott Walker	593	39.45%	163	411	17	2	0
DEM Dana Huffman	910	60.55%	182	689	37	2	0
Total Votes Cast	1,503	100.00%	345	1,100	54	4	0
Overvotes	0		0	0	0	0	0
Undervotes	42		19	22	1	0	0
Contest Totals	1,545		364	1,122	55	4	0

## PCT 121

### Judge, Court of Criminal Appeals, Place 6

Vote For 1

	TOTAL	VOTE %	Election Day	Early Voting	Ballot By Mail	Provisional Ballots	Limited Ballots
REP Jesse F. McClure, III	594	39.68%	163	412	17	2	0
DEM Robert Johnson	903	60.32%	180	684	37	2	0
Total Votes Cast	1,497	100.00%	343	1,096	54	4	0
Overvotes	0		0	0	0	0	0
Undervotes	48		21	26	1	0	0
Contest Totals	1,545		364	1,122	55	4	0

### Member, State Board of Education, District 12 CCD

Vote For 1

	TOTAL	VOTE %	Election Day	Early Voting	Ballot By Mail	Provisional Ballots	Limited Ballots
REP Pam Little	587	39.19%	161	407	17	2	0
DEM Alex Cornwallis	886	59.15%	173	674	37	2	0
LIB Christy Mowrey	25	1.67%	8	17	0	0	0
Write-In Totals	0	0.00%	0	0	0	0	0
Total Votes Cast	1,498	100.00%	342	1,098	54	4	0
Overvotes	0		0	0	0	0	0
Undervotes	47		22	24	1	0	0
Contest Totals	1,545		364	1,122	55	4	0

### State Senator, District 8

Vote For 1

	TOTAL	VOTE %	Election Day	Early Voting	Ballot By Mail	Provisional Ballots	Limited Ballots
REP Angela Paxton	568	37.89%	160	392	14	2	0
DEM Jonathan Cocks	908	60.57%	178	692	36	2	0
LIB Edward Kless	23	1.53%	6	16	1	0	0
Total Votes Cast	1,499	100.00%	344	1,100	51	4	0
Overvotes	0		0	0	0	0	0
Undervotes	46		20	22	4	0	0
Contest Totals	1,545		364	1,122	55	4	0

### State Representative, District 70

Vote For 1

	TOTAL	VOTE %	Election Day	Early Voting	Ballot By Mail	Provisional Ballots	Limited Ballots
REP Jamee Jolly	595	39.64%	169	407	17	2	0
DEM Mihaela Elizabeth Plesa	906	60.36%	177	692	35	2	0
Total Votes Cast	1,501	100.00%	346	1,099	52	4	0
Overvotes	0		0	0	0	0	0
Undervotes	44		18	23	3	0	0
Contest Totals	1,545		364	1,122	55	4	0

## PCT 121

### Justice, 5th Court of Appeals District, Place 4

Vote For 1

	TOTAL	VOTE %	Election Day	Early Voting	Ballot By Mail	Provisional Ballots	Limited Ballots
REP Emily A. Miskel	602	40.24%	163	420	17	2	0
DEM Maricela Moore	894	59.76%	180	677	35	2	0
Total Votes Cast	1,496	100.00%	343	1,097	52	4	0
Overvotes	0		0	0	0	0	0
Undervotes	49		21	25	3	0	0
Contest Totals	1,545		364	1,122	55	4	0

### Justice, 5th Court of Appeals District, Place 7

Vote For 1

	TOTAL	VOTE %	Election Day	Early Voting	Ballot By Mail	Provisional Ballots	Limited Ballots
REP Kristina Williams	602	40.35%	167	417	17	1	0
DEM Nancy Kennedy	890	59.65%	177	676	35	2	0
Total Votes Cast	1,492	100.00%	344	1,093	52	3	0
Overvotes	0		0	0	0	0	0
Undervotes	53		20	29	3	1	0
Contest Totals	1,545		364	1,122	55	4	0

### County Judge CCD

Vote For 1

	TOTAL	VOTE %	Election Day	Early Voting	Ballot By Mail	Provisional Ballots	Limited Ballots
REP Chris Hill	599	39.91%	166	414	17	2	0
DEM Joshua Murray	902	60.09%	180	686	34	2	0
Total Votes Cast	1,501	100.00%	346	1,100	51	4	0
Overvotes	0		0	0	0	0	0
Undervotes	44		18	22	4	0	0
Contest Totals	1,545		364	1,122	55	4	0

### District Clerk CCD

Vote For 1

	TOTAL	VOTE %	Election Day	Early Voting	Ballot By Mail	Provisional Ballots	Limited Ballots
REP Mike Gould	610	40.97%	166	426	16	2	0
DEM David Brignac	879	59.03%	175	669	33	2	0
Total Votes Cast	1,489	100.00%	341	1,095	49	4	0
Overvotes	0		0	0	0	0	0
Undervotes	56		23	27	6	0	0
Contest Totals	1,545		364	1,122	55	4	0

## PCT 121

### Justice of the Peace, Precinct 4

Vote For 1

	TOTAL	VOTE %	Election Day	Early Voting	Ballot By Mail	Provisional Ballots	Limited Ballots
REP Vincent Venegoni	594	39.95%	161	416	15	2	0
DEM Adam Kern	893	60.05%	181	678	32	2	0
Total Votes Cast	1,487	100.00%	342	1,094	47	4	0
Overvotes	0		0	0	0	0	0
Undervotes	58		22	28	8	0	0
Contest Totals	1,545		364	1,122	55	4	0

### Plano ISD - Proposition A

Vote For 1

	TOTAL	VOTE %	Election Day	Early Voting	Ballot By Mail	Provisional Ballots	Limited Ballots
For	724	50.56%	153	542	26	3	0
Against	708	49.44%	183	501	23	1	0
Total Votes Cast	1,432	100.00%	336	1,043	49	4	0
Overvotes	0		0	0	0	0	0
Undervotes	113		28	79	6	0	0
Contest Totals	1,545		364	1,122	55	4	0

### Plano ISD - Proposition B

Vote For 1

	TOTAL	VOTE %	Election Day	Early Voting	Ballot By Mail	Provisional Ballots	Limited Ballots
For	804	55.76%	179	593	30	2	0
Against	638	44.24%	160	455	22	1	0
Total Votes Cast	1,442	100.00%	339	1,048	52	3	0
Overvotes	0		0	0	0	0	0
Undervotes	103		25	74	3	1	0
Contest Totals	1,545		364	1,122	55	4	0

### Plano ISD - Proposition C

Vote For 1

	TOTAL	VOTE %	Election Day	Early Voting	Ballot By Mail	Provisional Ballots	Limited Ballots
For	796	55.16%	172	592	29	3	0
Against	647	44.84%	166	457	23	1	0
Total Votes Cast	1,443	100.00%	338	1,049	52	4	0
Overvotes	0		0	0	0	0	0
Undervotes	102		26	73	3	0	0
Contest Totals	1,545		364	1,122	55	4	0

## PCT 121

### Plano ISD - Proposition D

Vote For 1

	TOTAL	VOTE %		Election Day	Early Voting	Ballot By Mail	Provisional Ballots	Limited Ballots
For	707	49.13%	<div style="width: 49.13%; background-color: #f0e68c;"></div>	158	527	21	1	0
Against	732	50.87%	<div style="width: 50.87%; background-color: #d3d3d3;"></div>	182	519	29	2	0
Total Votes Cast	1,439	100.00%	<div style="width: 100%; background-color: #f0e68c;"></div>	340	1,046	50	3	0
Overvotes	0			0	0	0	0	0
Undervotes	106			24	76	5	1	0
Contest Totals	1,545			364	1,122	55	4	0

### Plano ISD - Proposition E

Vote For 1

	TOTAL	VOTE %		Election Day	Early Voting	Ballot By Mail	Provisional Ballots	Limited Ballots
For	669	46.46%	<div style="width: 46.46%; background-color: #f0e68c;"></div>	147	504	16	2	0
Against	771	53.54%	<div style="width: 53.54%; background-color: #d3d3d3;"></div>	191	543	35	2	0
Total Votes Cast	1,440	100.00%	<div style="width: 100%; background-color: #f0e68c;"></div>	338	1,047	51	4	0
Overvotes	0			0	0	0	0	0
Undervotes	105			26	75	4	0	0
Contest Totals	1,545			364	1,122	55	4	0



## PCT 122

### U. S. Representative District 3

Vote For 1

	TOTAL	VOTE %	Election Day	Early Voting	Ballot By Mail	Provisional Ballots	Limited Ballots
REP Keith Self	1,996	67.50%	387	1,538	68	3	0
DEM Sandeep Srivastava	895	30.27%	179	656	59	1	0
LIB Christopher Claytor	66	2.23%	19	44	3	0	0
Total Votes Cast	2,957	100.00%	585	2,238	130	4	0
Overvotes	0		0	0	0	0	0
Undervotes	67		19	46	2	0	0
Contest Totals	3,024		604	2,284	132	4	0

### Governor

Vote For 1

	TOTAL	VOTE %	Election Day	Early Voting	Ballot By Mail	Provisional Ballots	Limited Ballots
REP Greg Abbott	1,977	65.79%	378	1,528	69	2	0
DEM Beto O'Rourke	997	33.18%	213	724	59	1	0
LIB Mark Tippetts	26	0.87%	5	18	3	0	0
GRN Delilah Barrios	3	0.10%	3	0	0	0	0
Write-In Totals	2	0.07%	1	1	0	0	0
Total Votes Cast	3,005	100.00%	600	2,271	131	3	0
Overvotes	0		0	0	0	0	0
Undervotes	19		4	13	1	1	0
Contest Totals	3,024		604	2,284	132	4	0

### Lieutenant Governor

Vote For 1

	TOTAL	VOTE %	Election Day	Early Voting	Ballot By Mail	Provisional Ballots	Limited Ballots
REP Dan Patrick	1,870	62.96%	369	1,437	61	3	0
DEM Mike Collier	1,035	34.85%	202	763	69	1	0
LIB Shanna Steele	65	2.19%	15	49	1	0	0
Total Votes Cast	2,970	100.00%	586	2,249	131	4	0
Overvotes	0		0	0	0	0	0
Undervotes	54		18	35	1	0	0
Contest Totals	3,024		604	2,284	132	4	0

### Attorney General

Vote For 1

	TOTAL	VOTE %	Election Day	Early Voting	Ballot By Mail	Provisional Ballots	Limited Ballots
REP Ken Paxton	1,814	61.35%	351	1,400	60	3	0
DEM Rochelle Mercedes Garza	1,023	34.60%	205	750	67	1	0
LIB Mark Ash	120	4.06%	23	93	4	0	0
Total Votes Cast	2,957	100.00%	579	2,243	131	4	0
Overvotes	0		0	0	0	0	0
Undervotes	67		25	41	1	0	0
Contest Totals	3,024		604	2,284	132	4	0

## PCT 122

### Comptroller of Public Accounts

Vote For 1

	TOTAL	VOTE %	Election Day	Early Voting	Ballot By Mail	Provisional Ballots	Limited Ballots
REP Glenn Hegar	2,026	68.96%	389	1,560	74	3	0
DEM Janet T. Dudding	877	29.85%	177	643	56	1	0
LIB V. Alonzo Echevarria-Garza	35	1.19%	12	22	1	0	0
Total Votes Cast	2,938	100.00%	578	2,225	131	4	0
Overvotes	0		0	0	0	0	0
Undervotes	86		26	59	1	0	0
Contest Totals	3,024		604	2,284	132	4	0

### Commissioner of the General Land Office

Vote For 1

	TOTAL	VOTE %	Election Day	Early Voting	Ballot By Mail	Provisional Ballots	Limited Ballots
REP Dawn Buckingham	1,993	68.14%	387	1,535	68	3	0
DEM Jay Kleberg	912	31.18%	180	670	61	1	0
GRN Alfred Molison, Jr	19	0.65%	5	13	1	0	0
Write-In Totals	1	0.03%	0	0	1	0	0
Total Votes Cast	2,925	100.00%	572	2,218	131	4	0
Overvotes	0		0	0	0	0	0
Undervotes	99		32	66	1	0	0
Contest Totals	3,024		604	2,284	132	4	0

### Commissioner of Agriculture

Vote For 1

	TOTAL	VOTE %	Election Day	Early Voting	Ballot By Mail	Provisional Ballots	Limited Ballots
REP Sid Miller	1,998	68.12%	390	1,541	64	3	0
DEM Susan Hays	935	31.88%	185	684	65	1	0
Total Votes Cast	2,933	100.00%	575	2,225	129	4	0
Overvotes	0		0	0	0	0	0
Undervotes	91		29	59	3	0	0
Contest Totals	3,024		604	2,284	132	4	0

### Railroad Commissioner

Vote For 1

	TOTAL	VOTE %	Election Day	Early Voting	Ballot By Mail	Provisional Ballots	Limited Ballots
REP Wayne Christian	1,966	67.17%	378	1,520	65	3	0
DEM Luke Warford	894	30.54%	176	653	64	1	0
LIB Jaime Andres Diez	51	1.74%	13	37	1	0	0
GRN Hunter Wayne Crow	16	0.55%	5	11	0	0	0
Total Votes Cast	2,927	100.00%	572	2,221	130	4	0
Overvotes	0		0	0	0	0	0
Undervotes	97		32	63	2	0	0
Contest Totals	3,024		604	2,284	132	4	0

## PCT 122

### Justice, Supreme Court, Place 3

Vote For 1

	TOTAL	VOTE %		Election Day	Early Voting	Ballot By Mail	Provisional Ballots	Limited Ballots
REP Debra Lehrmann	1,994	67.89%	<div style="width: 67.89%;"><div style="width: 67.89%;"></div></div>	384	1,538	69	3	0
DEM Erin A. Nowell	906	30.85%	<div style="width: 30.85%;"><div style="width: 30.85%;"></div></div>	183	662	60	1	0
LIB Thomas Edward Oxford	37	1.26%	<div style="width: 1.26%;"><div style="width: 1.26%;"></div></div>	13	23	1	0	0
Total Votes Cast	2,937	100.00%	<div style="width: 100.00%;"><div style="width: 100.00%;"></div></div>	580	2,223	130	4	0
Overvotes	0			0	0	0	0	0
Undervotes	87			24	61	2	0	0
Contest Totals	3,024			604	2,284	132	4	0

### Justice, Supreme Court, Place 5

Vote For 1

	TOTAL	VOTE %		Election Day	Early Voting	Ballot By Mail	Provisional Ballots	Limited Ballots
REP Rebeca Huddle	2,010	68.84%	<div style="width: 68.84%;"><div style="width: 68.84%;"></div></div>	386	1,553	68	3	0
DEM Amanda Reichel	910	31.16%	<div style="width: 31.16%;"><div style="width: 31.16%;"></div></div>	188	661	60	1	0
Total Votes Cast	2,920	100.00%	<div style="width: 100.00%;"><div style="width: 100.00%;"></div></div>	574	2,214	128	4	0
Overvotes	0			0	0	0	0	0
Undervotes	104			30	70	4	0	0
Contest Totals	3,024			604	2,284	132	4	0

### Justice, Supreme Court, Place 9

Vote For 1

	TOTAL	VOTE %		Election Day	Early Voting	Ballot By Mail	Provisional Ballots	Limited Ballots
REP Evan Young	2,001	68.55%	<div style="width: 68.55%;"><div style="width: 68.55%;"></div></div>	390	1,537	71	3	0
DEM Julia Maldonado	918	31.45%	<div style="width: 31.45%;"><div style="width: 31.45%;"></div></div>	183	676	58	1	0
Total Votes Cast	2,919	100.00%	<div style="width: 100.00%;"><div style="width: 100.00%;"></div></div>	573	2,213	129	4	0
Overvotes	0			0	0	0	0	0
Undervotes	105			31	71	3	0	0
Contest Totals	3,024			604	2,284	132	4	0

### Judge, Court of Criminal Appeals, Place 5

Vote For 1

	TOTAL	VOTE %		Election Day	Early Voting	Ballot By Mail	Provisional Ballots	Limited Ballots
REP Scott Walker	2,011	69.13%	<div style="width: 69.13%;"><div style="width: 69.13%;"></div></div>	393	1,548	67	3	0
DEM Dana Huffman	898	30.87%	<div style="width: 30.87%;"><div style="width: 30.87%;"></div></div>	179	658	60	1	0
Total Votes Cast	2,909	100.00%	<div style="width: 100.00%;"><div style="width: 100.00%;"></div></div>	572	2,206	127	4	0
Overvotes	0			0	0	0	0	0
Undervotes	115			32	78	5	0	0
Contest Totals	3,024			604	2,284	132	4	0

## PCT 122

### Judge, Court of Criminal Appeals, Place 6

Vote For 1

	TOTAL	VOTE %		Election Day	Early Voting	Ballot By Mail	Provisional Ballots	Limited Ballots
REP Jesse F. McClure, III	2,012	69.31%		389	1,553	67	3	0
DEM Robert Johnson	891	30.69%		182	648	60	1	0
Total Votes Cast	2,903	100.00%		571	2,201	127	4	0
Overvotes	0			0	0	0	0	0
Undervotes	121			33	83	5	0	0
Contest Totals	3,024			604	2,284	132	4	0

### Member, State Board of Education, District 12 CCD

Vote For 1

	TOTAL	VOTE %		Election Day	Early Voting	Ballot By Mail	Provisional Ballots	Limited Ballots
REP Pam Little	1,969	67.41%		382	1,513	71	3	0
DEM Alex Cornwallis	878	30.06%		171	649	57	1	0
LIB Christy Mowrey	74	2.53%		18	55	1	0	0
Write-In Totals	0	0.00%		0	0	0	0	0
Total Votes Cast	2,921	100.00%		571	2,217	129	4	0
Overvotes	0			0	0	0	0	0
Undervotes	103			33	67	3	0	0
Contest Totals	3,024			604	2,284	132	4	0

### State Senator, District 8

Vote For 1

	TOTAL	VOTE %		Election Day	Early Voting	Ballot By Mail	Provisional Ballots	Limited Ballots
REP Angela Paxton	1,868	63.67%		369	1,437	59	3	0
DEM Jonathan Cocks	962	32.79%		187	707	67	1	0
LIB Edward Kless	104	3.54%		25	76	3	0	0
Total Votes Cast	2,934	100.00%		581	2,220	129	4	0
Overvotes	0			0	0	0	0	0
Undervotes	90			23	64	3	0	0
Contest Totals	3,024			604	2,284	132	4	0

### State Representative, District 61

Vote For 1

	TOTAL	VOTE %		Election Day	Early Voting	Ballot By Mail	Provisional Ballots	Limited Ballots
REP Frederick Frazier	1,969	67.45%		390	1,509	67	3	0
DEM Sheena King	950	32.55%		187	699	63	1	0
Total Votes Cast	2,919	100.00%		577	2,208	130	4	0
Overvotes	0			0	0	0	0	0
Undervotes	105			27	76	2	0	0
Contest Totals	3,024			604	2,284	132	4	0

## PCT 122

### Justice, 5th Court of Appeals District, Place 4

Vote For 1

	TOTAL	VOTE %		Election Day	Early Voting	Ballot By Mail	Provisional Ballots	Limited Ballots
REP Emily A. Miskel	2,006	69.44%	<div style="width: 69.44%;"><div style="width: 69.44%;"></div></div>	396	1,540	67	3	0
DEM Maricela Moore	883	30.56%	<div style="width: 30.56%;"><div style="width: 30.56%;"></div></div>	172	651	59	1	0
Total Votes Cast	2,889	100.00%	<div style="width: 100.00%;"><div style="width: 100.00%;"></div></div>	568	2,191	126	4	0
Overvotes	0			0	0	0	0	0
Undervotes	135			36	93	6	0	0
Contest Totals	3,024			604	2,284	132	4	0

### Justice, 5th Court of Appeals District, Place 7

Vote For 1

	TOTAL	VOTE %		Election Day	Early Voting	Ballot By Mail	Provisional Ballots	Limited Ballots
REP Kristina Williams	1,985	68.83%	<div style="width: 68.83%;"><div style="width: 68.83%;"></div></div>	386	1,530	66	3	0
DEM Nancy Kennedy	899	31.17%	<div style="width: 31.17%;"><div style="width: 31.17%;"></div></div>	180	658	60	1	0
Total Votes Cast	2,884	100.00%	<div style="width: 100.00%;"><div style="width: 100.00%;"></div></div>	566	2,188	126	4	0
Overvotes	0			0	0	0	0	0
Undervotes	140			38	96	6	0	0
Contest Totals	3,024			604	2,284	132	4	0

### County Judge CCD

Vote For 1

	TOTAL	VOTE %		Election Day	Early Voting	Ballot By Mail	Provisional Ballots	Limited Ballots
REP Chris Hill	2,000	68.40%	<div style="width: 68.40%;"><div style="width: 68.40%;"></div></div>	383	1,543	71	3	0
DEM Joshua Murray	924	31.60%	<div style="width: 31.60%;"><div style="width: 31.60%;"></div></div>	191	676	56	1	0
Total Votes Cast	2,924	100.00%	<div style="width: 100.00%;"><div style="width: 100.00%;"></div></div>	574	2,219	127	4	0
Overvotes	0			0	0	0	0	0
Undervotes	100			30	65	5	0	0
Contest Totals	3,024			604	2,284	132	4	0

### District Clerk CCD




Vote For 1

	TOTAL	VOTE %		Election Day	Early Voting	Ballot By Mail	Provisional Ballots	Limited Ballots
REP Mike Gould	2,022	69.77%	<div style="width: 69.77%;"><div style="width: 69.77%;"></div></div>	389	1,562	68	3	0
DEM David Brignac	876	30.23%	<div style="width: 30.23%;"><div style="width: 30.23%;"></div></div>	177	639	59	1	0
Total Votes Cast	2,898	100.00%	<div style="width: 100.00%;"><div style="width: 100.00%;"></div></div>	566	2,201	127	4	0
Overvotes	0			0	0	0	0	0
Undervotes	126			38	83	5	0	0
Contest Totals	3,024			604	2,284	132	4	0

## PCT 122




### Justice of the Peace, Precinct 4

Vote For 1

	TOTAL	VOTE %		Election Day	Early Voting	Ballot By Mail	Provisional Ballots	Limited Ballots
REP Vincent Venegoni	1,989	68.68%		391	1,528	67	3	0
DEM Adam Kern	907	31.32%		180	670	56	1	0
Total Votes Cast	2,896	100.00%		571	2,198	123	4	0
Overvotes	0			0	0	0	0	0
Undervotes	128			33	86	9	0	0
Contest Totals	3,024			604	2,284	132	4	0

### McKinney, City of - Local Option Election

Vote For 1

	TOTAL	VOTE %		Election Day	Early Voting	Ballot By Mail	Provisional Ballots	Limited Ballots
For	2,216	76.68%		456	1,659	98	3	0
Against	674	23.32%		112	533	28	1	0
Total Votes Cast	2,890	100.00%		568	2,192	126	4	0
Overvotes	0			0	0	0	0	0
Undervotes	134			36	92	6	0	0
Contest Totals	3,024			604	2,284	132	4	0

## PCT 123

### U. S. Representative, District 4

Vote For 1

	TOTAL	VOTE %		Election Day	Early Voting	Ballot By Mail	Provisional Ballots	Limited Ballots
REP Pat Fallon	647	57.97%	<div style="width: 57.97%;"><div style="width: 57.97%;"></div></div>	124	505	14	4	0
DEM Iro Omere	441	39.52%	<div style="width: 39.52%;"><div style="width: 39.52%;"></div></div>	97	333	10	1	0
LIB John Simmons	28	2.51%	<div style="width: 2.51%;"><div style="width: 2.51%;"></div></div>	11	16	0	1	0
Total Votes Cast	1,116	100.00%	<div style="width: 100.00%;"><div style="width: 100.00%;"></div></div>	232	854	24	6	0
Overvotes	0			0	0	0	0	0
Undervotes	25			4	21	0	0	0
Contest Totals	1,141			236	875	24	6	0

### Governor

Vote For 1

	TOTAL	VOTE %		Election Day	Early Voting	Ballot By Mail	Provisional Ballots	Limited Ballots
REP Greg Abbott	641	56.28%	<div style="width: 56.28%;"><div style="width: 56.28%;"></div></div>	116	508	14	3	0
DEM Beto O'Rourke	483	42.41%	<div style="width: 42.41%;"><div style="width: 42.41%;"></div></div>	111	359	10	3	0
LIB Mark Tippetts	12	1.05%	<div style="width: 1.05%;"><div style="width: 1.05%;"></div></div>	8	4	0	0	0
GRN Delilah Barrios	3	0.26%	<div style="width: 0.26%;"><div style="width: 0.26%;"></div></div>	1	2	0	0	0
Write-In Totals	0	0.00%	<div style="width: 0.00%;"><div style="width: 0.00%;"></div></div>	0	0	0	0	0
Total Votes Cast	1,139	100.00%	<div style="width: 100.00%;"><div style="width: 100.00%;"></div></div>	236	873	24	6	0
Overvotes	0			0	0	0	0	0
Undervotes	2			0	2	0	0	0
Contest Totals	1,141			236	875	24	6	0

### Lieutenant Governor

Vote For 1

	TOTAL	VOTE %		Election Day	Early Voting	Ballot By Mail	Provisional Ballots	Limited Ballots
REP Dan Patrick	595	53.03%	<div style="width: 53.03%;"><div style="width: 53.03%;"></div></div>	111	469	13	2	0
DEM Mike Collier	493	43.94%	<div style="width: 43.94%;"><div style="width: 43.94%;"></div></div>	106	374	10	3	0
LIB Shanna Steele	34	3.03%	<div style="width: 3.03%;"><div style="width: 3.03%;"></div></div>	14	18	1	1	0
Total Votes Cast	1,122	100.00%	<div style="width: 100.00%;"><div style="width: 100.00%;"></div></div>	231	861	24	6	0
Overvotes	0			0	0	0	0	0
Undervotes	19			5	14	0	0	0
Contest Totals	1,141			236	875	24	6	0

### Attorney General

Vote For 1

	TOTAL	VOTE %		Election Day	Early Voting	Ballot By Mail	Provisional Ballots	Limited Ballots
REP Ken Paxton	593	53.04%	<div style="width: 53.04%;"><div style="width: 53.04%;"></div></div>	111	467	12	3	0
DEM Rochelle Mercedes Garza	480	42.93%	<div style="width: 42.93%;"><div style="width: 42.93%;"></div></div>	107	360	10	3	0
LIB Mark Ash	45	4.02%	<div style="width: 4.02%;"><div style="width: 4.02%;"></div></div>	13	30	2	0	0
Total Votes Cast	1,118	100.00%	<div style="width: 100.00%;"><div style="width: 100.00%;"></div></div>	231	857	24	6	0
Overvotes	0			0	0	0	0	0
Undervotes	23			5	18	0	0	0
Contest Totals	1,141			236	875	24	6	0

**PCT 123**

**Comptroller of Public Accounts**

Vote For 1

	TOTAL	VOTE %	Election Day	Early Voting	Ballot By Mail	Provisional Ballots	Limited Ballots
REP Glenn Hegar	657	59.14%	121	518	13	5	0
DEM Janet T. Dudding	429	38.61%	98	319	11	1	0
LIB V. Alonzo Echevarria-Garza	25	2.25%	9	16	0	0	0
Total Votes Cast	1,111	100.00%	228	853	24	6	0
Overvotes	0		0	0	0	0	0
Undervotes	30		8	22	0	0	0
Contest Totals	1,141		236	875	24	6	0

**Commissioner of the General Land Office**

Vote For 1

	TOTAL	VOTE %	Election Day	Early Voting	Ballot By Mail	Provisional Ballots	Limited Ballots
REP Dawn Buckingham	663	59.78%	129	517	14	3	0
DEM Jay Kleberg	441	39.77%	97	331	10	3	0
GRN Alfred Molison, Jr	5	0.45%	2	3	0	0	0
Write-In Totals	0	0.00%	0	0	0	0	0
Total Votes Cast	1,109	100.00%	228	851	24	6	0
Overvotes	0		0	0	0	0	0
Undervotes	32		8	24	0	0	0
Contest Totals	1,141		236	875	24	6	0

**Commissioner of Agriculture**

Vote For 1

	TOTAL	VOTE %	Election Day	Early Voting	Ballot By Mail	Provisional Ballots	Limited Ballots
REP Sid Miller	660	59.67%	129	517	12	2	0
DEM Susan Hays	446	40.33%	99	332	11	4	0
Total Votes Cast	1,106	100.00%	228	849	23	6	0
Overvotes	0		0	0	0	0	0
Undervotes	35		8	26	1	0	0
Contest Totals	1,141		236	875	24	6	0

**Railroad Commissioner**

Vote For 1

	TOTAL	VOTE %	Election Day	Early Voting	Ballot By Mail	Provisional Ballots	Limited Ballots
REP Wayne Christian	648	58.43%	119	512	14	3	0
DEM Luke Warford	425	38.32%	92	321	10	2	0
LIB Jaime Andres Diez	30	2.71%	13	17	0	0	0
GRN Hunter Wayne Crow	6	0.54%	3	3	0	0	0
Total Votes Cast	1,109	100.00%	227	853	24	5	0
Overvotes	0		0	0	0	0	0
Undervotes	32		9	22	0	1	0
Contest Totals	1,141		236	875	24	6	0



## PCT 123

### Justice, Supreme Court, Place 3

Vote For 1

	TOTAL	VOTE %	Election Day	Early Voting	Ballot By Mail	Provisional Ballots	Limited Ballots
REP Debra Lehrmann	648	58.64%	119	512	13	4	0
DEM Erin A. Nowell	430	38.91%	97	322	11	0	0
LIB Thomas Edward Oxford	27	2.44%	11	15	0	1	0
Total Votes Cast	1,105	100.00%	227	849	24	5	0
Overvotes	0		0	0	0	0	0
Undervotes	36		9	26	0	1	0
Contest Totals	1,141		236	875	24	6	0

### Justice, Supreme Court, Place 5

Vote For 1

	TOTAL	VOTE %	Election Day	Early Voting	Ballot By Mail	Provisional Ballots	Limited Ballots
REP Rebeca Huddle	663	60.05%	124	521	14	4	0
DEM Amanda Reichel	441	39.95%	102	329	9	1	0
Total Votes Cast	1,104	100.00%	226	850	23	5	0
Overvotes	0		0	0	0	0	0
Undervotes	37		10	25	1	1	0
Contest Totals	1,141		236	875	24	6	0

### Justice, Supreme Court, Place 9

Vote For 1

	TOTAL	VOTE %	Election Day	Early Voting	Ballot By Mail	Provisional Ballots	Limited Ballots
REP Evan Young	652	59.17%	123	510	14	5	0
DEM Julia Maldonado	450	40.83%	102	338	10	0	0
Total Votes Cast	1,102	100.00%	225	848	24	5	0
Overvotes	0		0	0	0	0	0
Undervotes	39		11	27	0	1	0
Contest Totals	1,141		236	875	24	6	0

### Judge, Court of Criminal Appeals, Place 5

Vote For 1

	TOTAL	VOTE %	Election Day	Early Voting	Ballot By Mail	Provisional Ballots	Limited Ballots
REP Scott Walker	656	59.58%	129	511	12	4	0
DEM Dana Huffman	445	40.42%	97	336	11	1	0
Total Votes Cast	1,101	100.00%	226	847	23	5	0
Overvotes	0		0	0	0	0	0
Undervotes	40		10	28	1	1	0
Contest Totals	1,141		236	875	24	6	0

## PCT 123

### Judge, Court of Criminal Appeals, Place 6

Vote For 1

	TOTAL	VOTE %	Election Day	Early Voting	Ballot By Mail	Provisional Ballots	Limited Ballots
REP Jesse F. McClure, III	661	60.15%	126	518	13	4	0
DEM Robert Johnson	438	39.85%	99	327	11	1	0
Total Votes Cast	1,099	100.00%	225	845	24	5	0
Overvotes	0		0	0	0	0	0
Undervotes	42		11	30	0	1	0
Contest Totals	1,141		236	875	24	6	0

### Member, State Board of Education, District 12 CCD

Vote For 1

	TOTAL	VOTE %	Election Day	Early Voting	Ballot By Mail	Provisional Ballots	Limited Ballots
REP Pam Little	645	58.53%	115	512	13	5	0
DEM Alex Cornwallis	430	39.02%	98	321	11	0	0
LIB Christy Mowrey	27	2.45%	12	15	0	0	0
Write-In Totals	0	0.00%	0	0	0	0	0
Total Votes Cast	1,102	100.00%	225	848	24	5	0
Overvotes	0		0	0	0	0	0
Undervotes	39		11	27	0	1	0
Contest Totals	1,141		236	875	24	6	0

### State Senator, District 8

Vote For 1

	TOTAL	VOTE %	Election Day	Early Voting	Ballot By Mail	Provisional Ballots	Limited Ballots
REP Angela Paxton	613	55.48%	119	480	13	1	0
DEM Jonathan Cocks	453	41.00%	98	343	10	2	0
LIB Edward Kless	39	3.53%	12	25	1	1	0
Total Votes Cast	1,105	100.00%	229	848	24	4	0
Overvotes	0		0	0	0	0	0
Undervotes	36		7	27	0	2	0
Contest Totals	1,141		236	875	24	6	0

### State Representative, District 66

Vote For 1

	TOTAL	VOTE %	Election Day	Early Voting	Ballot By Mail	Provisional Ballots	Limited Ballots
REP Matt Shaheen	666	60.00%	126	524	12	4	0
DEM Jesse Ringness	444	40.00%	102	330	11	1	0
Total Votes Cast	1,110	100.00%	228	854	23	5	0
Overvotes	0		0	0	0	0	0
Undervotes	31		8	21	1	1	0
Contest Totals	1,141		236	875	24	6	0

## PCT 123

### Justice, 5th Court of Appeals District, Place 4

Vote For 1

	TOTAL	VOTE %		Election Day	Early Voting	Ballot By Mail	Provisional Ballots	Limited Ballots
REP Emily A. Miskel	655	59.76%		121	517	14	3	0
DEM Maricela Moore	441	40.24%		102	329	9	1	0
Total Votes Cast	1,096	100.00%		223	846	23	4	0
Overvotes	0			0	0	0	0	0
Undervotes	45			13	29	1	2	0
Contest Totals	1,141			236	875	24	6	0

### Justice, 5th Court of Appeals District, Place 7

Vote For 1

	TOTAL	VOTE %		Election Day	Early Voting	Ballot By Mail	Provisional Ballots	Limited Ballots
REP Kristina Williams	659	60.13%		122	518	14	5	0
DEM Nancy Kennedy	437	39.87%		100	328	9	0	0
Total Votes Cast	1,096	100.00%		222	846	23	5	0
Overvotes	0			0	0	0	0	0
Undervotes	45			14	29	1	1	0
Contest Totals	1,141			236	875	24	6	0

### County Judge CCD

Vote For 1

	TOTAL	VOTE %		Election Day	Early Voting	Ballot By Mail	Provisional Ballots	Limited Ballots
REP Chris Hill	656	59.31%		127	513	12	4	0
DEM Joshua Murray	450	40.69%		101	338	10	1	0
Total Votes Cast	1,106	100.00%		228	851	22	5	0
Overvotes	0			0	0	0	0	0
Undervotes	35			8	24	2	1	0
Contest Totals	1,141			236	875	24	6	0

### District Clerk CCD

Vote For 1

	TOTAL	VOTE %		Election Day	Early Voting	Ballot By Mail	Provisional Ballots	Limited Ballots
REP Mike Gould	669	61.10%		129	522	14	4	0
DEM David Brignac	426	38.90%		95	322	9	0	0
Total Votes Cast	1,095	100.00%		224	844	23	4	0
Overvotes	0			0	0	0	0	0
Undervotes	46			12	31	1	2	0
Contest Totals	1,141			236	875	24	6	0

## PCT 123

### County Commissioner, Precinct 4

Vote For 1

	TOTAL	VOTE %	Election Day	Early Voting	Ballot By Mail	Provisional Ballots	Limited Ballots
REP Duncan Webb	664	60.75%	123	526	13	2	0
DEM Jeffrey Williams	429	39.25%	98	319	9	3	0
Total Votes Cast	1,093	100.00%	221	845	22	5	0
Overvotes	0		0	0	0	0	0
Undervotes	48		15	30	2	1	0
Contest Totals	1,141		236	875	24	6	0

### Justice of the Peace, Precinct 4

Vote For 1

	TOTAL	VOTE %	Election Day	Early Voting	Ballot By Mail	Provisional Ballots	Limited Ballots
REP Vincent Venegoni	653	60.02%	125	511	13	4	0
DEM Adam Kern	435	39.98%	94	330	10	1	0
Total Votes Cast	1,088	100.00%	219	841	23	5	0
Overvotes	0		0	0	0	0	0
Undervotes	53		17	34	1	1	0
Contest Totals	1,141		236	875	24	6	0

### Plano ISD - Proposition A

Vote For 1

	TOTAL	VOTE %	Election Day	Early Voting	Ballot By Mail	Provisional Ballots	Limited Ballots
For	577	54.54%	119	444	12	2	0
Against	481	45.46%	99	371	9	2	0
Total Votes Cast	1,058	100.00%	218	815	21	4	0
Overvotes	0		0	0	0	0	0
Undervotes	83		18	60	3	2	0
Contest Totals	1,141		236	875	24	6	0

### Plano ISD - Proposition B

Vote For 1

	TOTAL	VOTE %	Election Day	Early Voting	Ballot By Mail	Provisional Ballots	Limited Ballots
For	634	59.42%	141	475	14	4	0
Against	433	40.58%	78	348	7	0	0
Total Votes Cast	1,067	100.00%	219	823	21	4	0
Overvotes	0		0	0	0	0	0
Undervotes	74		17	52	3	2	0
Contest Totals	1,141		236	875	24	6	0

## PCT 123

### Plano ISD - Proposition C

Vote For 1

	TOTAL	VOTE %		Election Day	Early Voting	Ballot By Mail	Provisional Ballots	Limited Ballots
For	640	60.26%	<div style="width: 60.26%;"><div style="width: 60.26%;"></div></div>	142	479	14	5	0
Against	422	39.74%	<div style="width: 39.74%;"><div style="width: 39.74%;"></div></div>	77	338	7	0	0
Total Votes Cast	1,062	100.00%	<div style="width: 100.00%;"><div style="width: 100.00%;"></div></div>	219	817	21	5	0
Overvotes	0			0	0	0	0	0
Undervotes	79			17	58	3	1	0
Contest Totals	1,141			236	875	24	6	0

### Plano ISD - Proposition D

Vote For 1

	TOTAL	VOTE %		Election Day	Early Voting	Ballot By Mail	Provisional Ballots	Limited Ballots
For	530	50.19%	<div style="width: 50.19%;"><div style="width: 50.19%;"></div></div>	122	391	12	5	0
Against	526	49.81%	<div style="width: 49.81%;"><div style="width: 49.81%;"></div></div>	98	419	9	0	0
Total Votes Cast	1,056	100.00%	<div style="width: 100.00%;"><div style="width: 100.00%;"></div></div>	220	810	21	5	0
Overvotes	0			0	0	0	0	0
Undervotes	85			16	65	3	1	0
Contest Totals	1,141			236	875	24	6	0

### Plano ISD - Proposition E

Vote For 1

	TOTAL	VOTE %		Election Day	Early Voting	Ballot By Mail	Provisional Ballots	Limited Ballots
For	537	50.90%	<div style="width: 50.90%;"><div style="width: 50.90%;"></div></div>	118	404	9	6	0
Against	518	49.10%	<div style="width: 49.10%;"><div style="width: 49.10%;"></div></div>	100	406	12	0	0
Total Votes Cast	1,055	100.00%	<div style="width: 100.00%;"><div style="width: 100.00%;"></div></div>	218	810	21	6	0
Overvotes	0			0	0	0	0	0
Undervotes	86			18	65	3	0	0
Contest Totals	1,141			236	875	24	6	0

## PCT 124

### U. S. Representative, District 4

Vote For 1

	TOTAL	VOTE %		Election Day	Early Voting	Ballot By Mail	Provisional Ballots	Limited Ballots
REP Pat Fallon	785	49.28%	<div style="width: 49.28%;"><div style="width: 49.28%;"></div></div>	180	546	59	0	0
DEM Iro Omere	770	48.34%	<div style="width: 48.34%;"><div style="width: 48.34%;"></div></div>	146	568	56	0	0
LIB John Simmons	38	2.39%	<div style="width: 2.39%;"><div style="width: 2.39%;"></div></div>	8	29	1	0	0
Total Votes Cast	1,593	100.00%	<div style="width: 100.00%;"><div style="width: 100.00%;"></div></div>	334	1,143	116	0	0
Overvotes	0			0	0	0	0	0
Undervotes	41			15	22	3	1	0
Contest Totals	1,634			349	1,165	119	1	0

### Governor

Vote For 1

	TOTAL	VOTE %		Election Day	Early Voting	Ballot By Mail	Provisional Ballots	Limited Ballots
REP Greg Abbott	768	47.29%	<div style="width: 47.29%;"><div style="width: 47.29%;"></div></div>	175	536	56	1	0
DEM Beto O'Rourke	836	51.48%	<div style="width: 51.48%;"><div style="width: 51.48%;"></div></div>	168	607	61	0	0
LIB Mark Tippetts	16	0.99%	<div style="width: 0.99%;"><div style="width: 0.99%;"></div></div>	3	12	1	0	0
GRN Delilah Barrios	3	0.18%	<div style="width: 0.18%;"><div style="width: 0.18%;"></div></div>	1	2	0	0	0
Write-In Totals	1	0.06%	<div style="width: 0.06%;"><div style="width: 0.06%;"></div></div>	0	1	0	0	0
Total Votes Cast	1,624	100.00%	<div style="width: 100.00%;"><div style="width: 100.00%;"></div></div>	347	1,158	118	1	0
Overvotes	0			0	0	0	0	0
Undervotes	10			2	7	1	0	0
Contest Totals	1,634			349	1,165	119	1	0

### Lieutenant Governor

Vote For 1

	TOTAL	VOTE %		Election Day	Early Voting	Ballot By Mail	Provisional Ballots	Limited Ballots
REP Dan Patrick	731	45.57%	<div style="width: 45.57%;"><div style="width: 45.57%;"></div></div>	168	509	53	1	0
DEM Mike Collier	844	52.62%	<div style="width: 52.62%;"><div style="width: 52.62%;"></div></div>	161	618	65	0	0
LIB Shanna Steele	29	1.81%	<div style="width: 1.81%;"><div style="width: 1.81%;"></div></div>	9	19	1	0	0
Total Votes Cast	1,604	100.00%	<div style="width: 100.00%;"><div style="width: 100.00%;"></div></div>	338	1,146	119	1	0
Overvotes	0			0	0	0	0	0
Undervotes	30			11	19	0	0	0
Contest Totals	1,634			349	1,165	119	1	0

### Attorney General

Vote For 1

	TOTAL	VOTE %		Election Day	Early Voting	Ballot By Mail	Provisional Ballots	Limited Ballots
REP Ken Paxton	706	44.21%	<div style="width: 44.21%;"><div style="width: 44.21%;"></div></div>	167	488	51	0	0
DEM Rochelle Mercedes Garza	836	52.35%	<div style="width: 52.35%;"><div style="width: 52.35%;"></div></div>	162	608	66	0	0
LIB Mark Ash	55	3.44%	<div style="width: 3.44%;"><div style="width: 3.44%;"></div></div>	9	44	2	0	0
Total Votes Cast	1,597	100.00%	<div style="width: 100.00%;"><div style="width: 100.00%;"></div></div>	338	1,140	119	0	0
Overvotes	0			0	0	0	0	0
Undervotes	37			11	25	0	1	0
Contest Totals	1,634			349	1,165	119	1	0

## PCT 124

### Comptroller of Public Accounts

Vote For 1

	TOTAL	VOTE %	Election Day	Early Voting	Ballot By Mail	Provisional Ballots	Limited Ballots
REP Glenn Hegar	808	50.82%	178	569	60	1	0
DEM Janet T. Dudding	761	47.86%	149	555	57	0	0
LIB V. Alonzo Echevarria-Garza	21	1.32%	4	16	1	0	0
Total Votes Cast	1,590	100.00%	331	1,140	118	1	0
Overvotes	0		0	0	0	0	0
Undervotes	44		18	25	1	0	0
Contest Totals	1,634		349	1,165	119	1	0

### Commissioner of the General Land Office

Vote For 1

	TOTAL	VOTE %	Election Day	Early Voting	Ballot By Mail	Provisional Ballots	Limited Ballots
REP Dawn Buckingham	777	49.15%	175	544	58	0	0
DEM Jay Kleberg	778	49.21%	146	572	60	0	0
GRN Alfred Molison, Jr	23	1.45%	8	15	0	0	0
Write-In Totals	3	0.19%	2	0	1	0	0
Total Votes Cast	1,581	100.00%	331	1,131	119	0	0
Overvotes	0		0	0	0	0	0
Undervotes	53		18	34	0	1	0
Contest Totals	1,634		349	1,165	119	1	0

### Commissioner of Agriculture

Vote For 1

	TOTAL	VOTE %	Election Day	Early Voting	Ballot By Mail	Provisional Ballots	Limited Ballots
REP Sid Miller	770	48.73%	171	541	58	0	0
DEM Susan Hays	810	51.27%	156	594	60	0	0
Total Votes Cast	1,580	100.00%	327	1,135	118	0	0
Overvotes	0		0	0	0	0	0
Undervotes	54		22	30	1	1	0
Contest Totals	1,634		349	1,165	119	1	0

### Railroad Commissioner

Vote For 1

	TOTAL	VOTE %	Election Day	Early Voting	Ballot By Mail	Provisional Ballots	Limited Ballots
REP Wayne Christian	771	48.58%	168	545	58	0	0
DEM Luke Warford	761	47.95%	147	556	58	0	0
LIB Jaime Andres Diez	37	2.33%	10	25	2	0	0
GRN Hunter Wayne Crow	18	1.13%	6	12	0	0	0
Total Votes Cast	1,587	100.00%	331	1,138	118	0	0
Overvotes	0		0	0	0	0	0
Undervotes	47		18	27	1	1	0
Contest Totals	1,634		349	1,165	119	1	0

## PCT 124

### Justice, Supreme Court, Place 3

Vote For 1

	TOTAL	VOTE %	Election Day	Early Voting	Ballot By Mail	Provisional Ballots	Limited Ballots
REP Debra Lehrmann	783	49.40%	175	548	60	0	0
DEM Erin A. Nowell	775	48.90%	150	567	58	0	0
LIB Thomas Edward Oxford	27	1.70%	8	18	1	0	0
Total Votes Cast	1,585	100.00%	333	1,133	119	0	0
Overvotes	0		0	0	0	0	0
Undervotes	49		16	32	0	1	0
Contest Totals	1,634		349	1,165	119	1	0

### Justice, Supreme Court, Place 5

Vote For 1

	TOTAL	VOTE %	Election Day	Early Voting	Ballot By Mail	Provisional Ballots	Limited Ballots
REP Rebeca Huddle	788	50.16%	174	555	59	0	0
DEM Amanda Reichel	783	49.84%	155	569	59	0	0
Total Votes Cast	1,571	100.00%	329	1,124	118	0	0
Overvotes	0		0	0	0	0	0
Undervotes	63		20	41	1	1	0
Contest Totals	1,634		349	1,165	119	1	0

### Justice, Supreme Court, Place 9

Vote For 1

	TOTAL	VOTE %	Election Day	Early Voting	Ballot By Mail	Provisional Ballots	Limited Ballots
REP Evan Young	790	50.16%	176	556	58	0	0
DEM Julia Maldonado	785	49.84%	155	571	59	0	0
Total Votes Cast	1,575	100.00%	331	1,127	117	0	0
Overvotes	0		0	0	0	0	0
Undervotes	59		18	38	2	1	0
Contest Totals	1,634		349	1,165	119	1	0

### Judge, Court of Criminal Appeals, Place 5

Vote For 1

	TOTAL	VOTE %	Election Day	Early Voting	Ballot By Mail	Provisional Ballots	Limited Ballots
REP Scott Walker	778	49.68%	179	541	58	0	0
DEM Dana Huffman	788	50.32%	148	582	58	0	0
Total Votes Cast	1,566	100.00%	327	1,123	116	0	0
Overvotes	0		0	0	0	0	0
Undervotes	68		22	42	3	1	0
Contest Totals	1,634		349	1,165	119	1	0



## PCT 124

### Judge, Court of Criminal Appeals, Place 6

Vote For 1

	TOTAL	VOTE %		Election Day	Early Voting	Ballot By Mail	Provisional Ballots	Limited Ballots
REP Jesse F. McClure, III	781	49.81%	<div style="width: 49.81%;"><div style="width: 49.81%;"></div></div>	180	545	56	0	0
DEM Robert Johnson	787	50.19%	<div style="width: 50.19%;"><div style="width: 50.19%;"></div></div>	151	578	58	0	0
Total Votes Cast	1,568	100.00%	<div style="width: 100.00%;"><div style="width: 100.00%;"></div></div>	331	1,123	114	0	0
Overvotes	0			0	0	0	0	0
Undervotes	66			18	42	5	1	0
Contest Totals	1,634			349	1,165	119	1	0

### Member, State Board of Education, District 12 CCD

Vote For 1

	TOTAL	VOTE %		Election Day	Early Voting	Ballot By Mail	Provisional Ballots	Limited Ballots
REP Pam Little	770	48.86%	<div style="width: 48.86%;"><div style="width: 48.86%;"></div></div>	171	540	59	0	0
DEM Alex Cornwallis	758	48.10%	<div style="width: 48.10%;"><div style="width: 48.10%;"></div></div>	148	555	55	0	0
LIB Christy Mowrey	45	2.86%	<div style="width: 2.86%;"><div style="width: 2.86%;"></div></div>	13	30	2	0	0
Write-In Totals	3	0.19%	<div style="width: 0.19%;"><div style="width: 0.19%;"></div></div>	2	0	1	0	0
Total Votes Cast	1,576	100.00%	<div style="width: 100.00%;"><div style="width: 100.00%;"></div></div>	334	1,125	117	0	0
Overvotes	0			0	0	0	0	0
Undervotes	58			15	40	2	1	0
Contest Totals	1,634			349	1,165	119	1	0

### State Senator, District 8

Vote For 1

	TOTAL	VOTE %		Election Day	Early Voting	Ballot By Mail	Provisional Ballots	Limited Ballots
REP Angela Paxton	730	46.09%	<div style="width: 46.09%;"><div style="width: 46.09%;"></div></div>	172	506	52	0	0
DEM Jonathan Cocks	818	51.64%	<div style="width: 51.64%;"><div style="width: 51.64%;"></div></div>	154	599	65	0	0
LIB Edward Kless	36	2.27%	<div style="width: 2.27%;"><div style="width: 2.27%;"></div></div>	8	27	1	0	0
Total Votes Cast	1,584	100.00%	<div style="width: 100.00%;"><div style="width: 100.00%;"></div></div>	334	1,132	118	0	0
Overvotes	0			0	0	0	0	0
Undervotes	50			15	33	1	1	0
Contest Totals	1,634			349	1,165	119	1	0

### State Representative, District 66

Vote For 1

	TOTAL	VOTE %		Election Day	Early Voting	Ballot By Mail	Provisional Ballots	Limited Ballots
REP Matt Shaheen	795	50.22%	<div style="width: 50.22%;"><div style="width: 50.22%;"></div></div>	181	555	59	0	0
DEM Jesse Ringness	788	49.78%	<div style="width: 49.78%;"><div style="width: 49.78%;"></div></div>	153	578	57	0	0
Total Votes Cast	1,583	100.00%	<div style="width: 100.00%;"><div style="width: 100.00%;"></div></div>	334	1,133	116	0	0
Overvotes	0			0	0	0	0	0
Undervotes	51			15	32	3	1	0
Contest Totals	1,634			349	1,165	119	1	0

## PCT 124

### Justice, 5th Court of Appeals District, Place 4

Vote For 1

	TOTAL	VOTE %		Election Day	Early Voting	Ballot By Mail	Provisional Ballots	Limited Ballots
REP Emily A. Miskel	776	49.84%	<div style="width: 49.84%;"><div style="width: 49.84%;"></div></div>	173	548	55	0	0
DEM Maricela Moore	781	50.16%	<div style="width: 50.16%;"><div style="width: 50.16%;"></div></div>	156	569	56	0	0
Total Votes Cast	1,557	100.00%	<div style="width: 100.00%;"><div style="width: 100.00%;"></div></div>	329	1,117	111	0	0
Overvotes	0			0	0	0	0	0
Undervotes	77			20	48	8	1	0
Contest Totals	1,634			349	1,165	119	1	0

### Justice, 5th Court of Appeals District, Place 7

Vote For 1

	TOTAL	VOTE %		Election Day	Early Voting	Ballot By Mail	Provisional Ballots	Limited Ballots
REP Kristina Williams	771	49.58%	<div style="width: 49.58%;"><div style="width: 49.58%;"></div></div>	176	541	54	0	0
DEM Nancy Kennedy	784	50.42%	<div style="width: 50.42%;"><div style="width: 50.42%;"></div></div>	151	577	56	0	0
Total Votes Cast	1,555	100.00%	<div style="width: 100.00%;"><div style="width: 100.00%;"></div></div>	327	1,118	110	0	0
Overvotes	0			0	0	0	0	0
Undervotes	79			22	47	9	1	0
Contest Totals	1,634			349	1,165	119	1	0

### County Judge CCD

Vote For 1

	TOTAL	VOTE %		Election Day	Early Voting	Ballot By Mail	Provisional Ballots	Limited Ballots
REP Chris Hill	767	49.01%	<div style="width: 49.01%;"><div style="width: 49.01%;"></div></div>	171	541	55	0	0
DEM Joshua Murray	798	50.99%	<div style="width: 50.99%;"><div style="width: 50.99%;"></div></div>	157	584	57	0	0
Total Votes Cast	1,565	100.00%	<div style="width: 100.00%;"><div style="width: 100.00%;"></div></div>	328	1,125	112	0	0
Overvotes	0			0	0	0	0	0
Undervotes	69			21	40	7	1	0
Contest Totals	1,634			349	1,165	119	1	0

### District Clerk CCD

Vote For 1

	TOTAL	VOTE %		Election Day	Early Voting	Ballot By Mail	Provisional Ballots	Limited Ballots
REP Mike Gould	778	50.10%	<div style="width: 50.10%;"><div style="width: 50.10%;"></div></div>	177	547	54	0	0
DEM David Brignac	775	49.90%	<div style="width: 49.90%;"><div style="width: 49.90%;"></div></div>	149	570	56	0	0
Total Votes Cast	1,553	100.00%	<div style="width: 100.00%;"><div style="width: 100.00%;"></div></div>	326	1,117	110	0	0
Overvotes	0			0	0	0	0	0
Undervotes	81			23	48	9	1	0
Contest Totals	1,634			349	1,165	119	1	0

## PCT 124

### Justice of the Peace, Precinct 4

Vote For 1

	TOTAL	VOTE %		Election Day	Early Voting	Ballot By Mail	Provisional Ballots	Limited Ballots
REP Vincent Venegoni	781	50.35%	<div style="width: 50.35%;"><div style="width: 50.35%;"></div></div>	176	551	54	0	0
DEM Adam Kern	770	49.65%	<div style="width: 49.65%;"><div style="width: 49.65%;"></div></div>	152	563	55	0	0
Total Votes Cast	1,551	100.00%	<div style="width: 100.00%;"><div style="width: 100.00%;"></div></div>	328	1,114	109	0	0
Overvotes	0			0	0	0	0	0
Undervotes	83			21	51	10	1	0
Contest Totals	1,634			349	1,165	119	1	0

### Plano ISD - Proposition A

Vote For 1

	TOTAL	VOTE %		Election Day	Early Voting	Ballot By Mail	Provisional Ballots	Limited Ballots
For	826	55.89%	<div style="width: 55.89%;"><div style="width: 55.89%;"></div></div>	156	607	63	0	0
Against	652	44.11%	<div style="width: 44.11%;"><div style="width: 44.11%;"></div></div>	149	469	34	0	0
Total Votes Cast	1,478	100.00%	<div style="width: 100.00%;"><div style="width: 100.00%;"></div></div>	305	1,076	97	0	0
Overvotes	0			0	0	0	0	0
Undervotes	156			44	89	22	1	0
Contest Totals	1,634			349	1,165	119	1	0

### Plano ISD - Proposition B

Vote For 1

	TOTAL	VOTE %		Election Day	Early Voting	Ballot By Mail	Provisional Ballots	Limited Ballots
For	885	59.04%	<div style="width: 59.04%;"><div style="width: 59.04%;"></div></div>	175	640	70	0	0
Against	614	40.96%	<div style="width: 40.96%;"><div style="width: 40.96%;"></div></div>	136	447	31	0	0
Total Votes Cast	1,499	100.00%	<div style="width: 100.00%;"><div style="width: 100.00%;"></div></div>	311	1,087	101	0	0
Overvotes	0			0	0	0	0	0
Undervotes	135			38	78	18	1	0
Contest Totals	1,634			349	1,165	119	1	0

### Plano ISD - Proposition C

Vote For 1

	TOTAL	VOTE %		Election Day	Early Voting	Ballot By Mail	Provisional Ballots	Limited Ballots
For	885	59.84%	<div style="width: 59.84%;"><div style="width: 59.84%;"></div></div>	172	644	69	0	0
Against	594	40.16%	<div style="width: 40.16%;"><div style="width: 40.16%;"></div></div>	134	429	31	0	0
Total Votes Cast	1,479	100.00%	<div style="width: 100.00%;"><div style="width: 100.00%;"></div></div>	306	1,073	100	0	0
Overvotes	0			0	0	0	0	0
Undervotes	155			43	92	19	1	0
Contest Totals	1,634			349	1,165	119	1	0

## PCT 124

### Plano ISD - Proposition D

Vote For 1

	TOTAL	VOTE %		Election Day	Early Voting	Ballot By Mail	Provisional Ballots	Limited Ballots
For	768	51.89%	<div style="width: 51.89%; background-color: #f0e68c; border: 1px solid #ccc;"></div>	151	566	51	0	0
Against	712	48.11%	<div style="width: 48.11%; background-color: #d3d3d3; border: 1px solid #ccc;"></div>	159	507	46	0	0
Total Votes Cast	1,480	100.00%	<div style="width: 100%; background-color: #f0e68c; border: 1px solid #ccc;"></div>	310	1,073	97	0	0
Overvotes	0			0	0	0	0	0
Undervotes	154			39	92	22	1	0
Contest Totals	1,634			349	1,165	119	1	0

### Plano ISD - Proposition E

Vote For 1

	TOTAL	VOTE %		Election Day	Early Voting	Ballot By Mail	Provisional Ballots	Limited Ballots
For	729	49.29%	<div style="width: 49.29%; background-color: #f0e68c; border: 1px solid #ccc;"></div>	143	535	51	0	0
Against	750	50.71%	<div style="width: 50.71%; background-color: #d3d3d3; border: 1px solid #ccc;"></div>	164	543	43	0	0
Total Votes Cast	1,479	100.00%	<div style="width: 100%; background-color: #f0e68c; border: 1px solid #ccc;"></div>	307	1,078	94	0	0
Overvotes	0			0	0	0	0	0
Undervotes	155			42	87	25	1	0
Contest Totals	1,634			349	1,165	119	1	0

## PCT 125

### U. S. Representative, District 32

Vote For 1

	TOTAL	VOTE %	Election Day	Early Voting	Ballot By Mail	Provisional Ballots	Limited Ballots
REP Antonio Swad	1,143	43.56%	338	779	26	0	0
DEM Colin Allred	1,481	56.44%	464	970	47	0	0
Total Votes Cast	2,624	100.00%	802	1,749	73	0	0
Overvotes	0		0	0	0	0	0
Undervotes	50		23	27	0	0	0
Contest Totals	2,674		825	1,776	73	0	0

### Governor

Vote For 1

	TOTAL	VOTE %	Election Day	Early Voting	Ballot By Mail	Provisional Ballots	Limited Ballots
REP Greg Abbott	1,136	42.63%	328	782	26	0	0
DEM Beto O'Rourke	1,489	55.87%	479	965	45	0	0
LIB Mark Tippetts	25	0.94%	8	15	2	0	0
GRN Delilah Barrios	10	0.38%	2	8	0	0	0
Write-In Totals	8	0.30%	2	6	0	0	0
Total Votes Cast	2,665	100.00%	818	1,774	73	0	0
Overvotes	0		0	0	0	0	0
Undervotes	9		7	2	0	0	0
Contest Totals	2,674		825	1,776	73	0	0

### Lieutenant Governor

Vote For 1

	TOTAL	VOTE %	Election Day	Early Voting	Ballot By Mail	Provisional Ballots	Limited Ballots
REP Dan Patrick	1,088	41.29%	323	739	26	0	0
DEM Mike Collier	1,473	55.90%	457	971	45	0	0
LIB Shanna Steele	74	2.81%	28	45	1	0	0
Total Votes Cast	2,635	100.00%	808	1,755	72	0	0
Overvotes	0		0	0	0	0	0
Undervotes	39		17	21	1	0	0
Contest Totals	2,674		825	1,776	73	0	0

### Attorney General

Vote For 1

	TOTAL	VOTE %	Election Day	Early Voting	Ballot By Mail	Provisional Ballots	Limited Ballots
REP Ken Paxton	1,072	40.78%	326	721	25	0	0
DEM Rochelle Mercedes Garza	1,455	55.34%	450	960	45	0	0
LIB Mark Ash	102	3.88%	30	70	2	0	0
Total Votes Cast	2,629	100.00%	806	1,751	72	0	0
Overvotes	0		0	0	0	0	0
Undervotes	45		19	25	1	0	0
Contest Totals	2,674		825	1,776	73	0	0

## PCT 125

### Comptroller of Public Accounts

Vote For 1

	TOTAL	VOTE %	Election Day	Early Voting	Ballot By Mail	Provisional Ballots	Limited Ballots
REP Glenn Hegar	1,195	45.89%	340	827	28	0	0
DEM Janet T. Dudding	1,349	51.80%	429	879	41	0	0
LIB V. Alonzo Echevarria-Garza	60	2.30%	25	33	2	0	0
Total Votes Cast	2,604	100.00%	794	1,739	71	0	0
Overvotes	0		0	0	0	0	0
Undervotes	70		31	37	2	0	0
Contest Totals	2,674		825	1,776	73	0	0

### Commissioner of the General Land Office

Vote For 1

	TOTAL	VOTE %	Election Day	Early Voting	Ballot By Mail	Provisional Ballots	Limited Ballots
REP Dawn Buckingham	1,184	45.42%	345	816	23	0	0
DEM Jay Kleberg	1,372	52.63%	428	899	45	0	0
GRN Alfred Molison, Jr	49	1.88%	18	30	1	0	0
Write-In Totals	4	0.15%	2	2	0	0	0
Total Votes Cast	2,607	100.00%	792	1,746	69	0	0
Overvotes	0		0	0	0	0	0
Undervotes	67		33	30	4	0	0
Contest Totals	2,674		825	1,776	73	0	0

### Commissioner of Agriculture

Vote For 1

	TOTAL	VOTE %	Election Day	Early Voting	Ballot By Mail	Provisional Ballots	Limited Ballots
REP Sid Miller	1,168	44.98%	342	801	25	0	0
DEM Susan Hays	1,429	55.02%	448	937	44	0	0
Total Votes Cast	2,597	100.00%	790	1,738	69	0	0
Overvotes	0		0	0	0	0	0
Undervotes	77		35	38	4	0	0
Contest Totals	2,674		825	1,776	73	0	0

### Railroad Commissioner

Vote For 1

	TOTAL	VOTE %	Election Day	Early Voting	Ballot By Mail	Provisional Ballots	Limited Ballots
REP Wayne Christian	1,151	44.18%	336	790	25	0	0
DEM Luke Warford	1,351	51.86%	419	891	41	0	0
LIB Jaime Andres Diez	70	2.69%	22	46	2	0	0
GRN Hunter Wayne Crow	33	1.27%	14	18	1	0	0
Total Votes Cast	2,605	100.00%	791	1,745	69	0	0
Overvotes	0		0	0	0	0	0
Undervotes	69		34	31	4	0	0
Contest Totals	2,674		825	1,776	73	0	0

## PCT 125

### Justice, Supreme Court, Place 3

Vote For 1

	TOTAL	VOTE %	Election Day	Early Voting	Ballot By Mail	Provisional Ballots	Limited Ballots
REP Debra Lehrmann	1,185	45.21%	347	813	25	0	0
DEM Erin A. Nowell	1,383	52.77%	433	906	44	0	0
LIB Thomas Edward Oxford	53	2.02%	19	32	2	0	0
Total Votes Cast	2,621	100.00%	799	1,751	71	0	0
Overvotes	0		0	0	0	0	0
Undervotes	53		26	25	2	0	0
Contest Totals	2,674		825	1,776	73	0	0

### Justice, Supreme Court, Place 5

Vote For 1

	TOTAL	VOTE %	Election Day	Early Voting	Ballot By Mail	Provisional Ballots	Limited Ballots
REP Rebeca Huddle	1,198	46.01%	344	824	30	0	0
DEM Amanda Reichel	1,406	53.99%	448	917	41	0	0
Total Votes Cast	2,604	100.00%	792	1,741	71	0	0
Overvotes	0		0	0	0	0	0
Undervotes	70		33	35	2	0	0
Contest Totals	2,674		825	1,776	73	0	0

### Justice, Supreme Court, Place 9

Vote For 1

	TOTAL	VOTE %	Election Day	Early Voting	Ballot By Mail	Provisional Ballots	Limited Ballots
REP Evan Young	1,184	45.52%	344	811	29	0	0
DEM Julia Maldonado	1,417	54.48%	446	929	42	0	0
Total Votes Cast	2,601	100.00%	790	1,740	71	0	0
Overvotes	0		0	0	0	0	0
Undervotes	73		35	36	2	0	0
Contest Totals	2,674		825	1,776	73	0	0

### Judge, Court of Criminal Appeals, Place 5

Vote For 1

	TOTAL	VOTE %	Election Day	Early Voting	Ballot By Mail	Provisional Ballots	Limited Ballots
REP Scott Walker	1,178	45.41%	341	810	27	0	0
DEM Dana Huffman	1,416	54.59%	447	927	42	0	0
Total Votes Cast	2,594	100.00%	788	1,737	69	0	0
Overvotes	0		0	0	0	0	0
Undervotes	80		37	39	4	0	0
Contest Totals	2,674		825	1,776	73	0	0

## PCT 125

### Judge, Court of Criminal Appeals, Place 6

Vote For 1

	TOTAL	VOTE %		Election Day	Early Voting	Ballot By Mail	Provisional Ballots	Limited Ballots
REP Jesse F. McClure, III	1,183	45.73%		336	819	28	0	0
DEM Robert Johnson	1,404	54.27%		448	915	41	0	0
Total Votes Cast	2,587	100.00%		784	1,734	69	0	0
Overvotes	0			0	0	0	0	0
Undervotes	87			41	42	4	0	0
Contest Totals	2,674			825	1,776	73	0	0

### Member, State Board of Education, District 12 CCD

Vote For 1

	TOTAL	VOTE %		Election Day	Early Voting	Ballot By Mail	Provisional Ballots	Limited Ballots
REP Pam Little	1,145	44.19%		324	792	29	0	0
DEM Alex Cornwallis	1,355	52.30%		425	890	40	0	0
LIB Christy Mowrey	89	3.44%		39	49	1	0	0
Write-In Totals	4	0.15%		4	0	0	0	0
Total Votes Cast	2,591	100.00%		790	1,731	70	0	0
Overvotes	0			0	0	0	0	0
Undervotes	83			35	45	3	0	0
Contest Totals	2,674			825	1,776	73	0	0

### State Senator, District 2

Vote For 1

	TOTAL	VOTE %		Election Day	Early Voting	Ballot By Mail	Provisional Ballots	Limited Ballots
REP Bob Hall	1,195	46.25%		351	815	29	0	0
DEM Prince S. Giador	1,389	53.75%		435	912	42	0	0
Total Votes Cast	2,584	100.00%		786	1,727	71	0	0
Overvotes	0			0	0	0	0	0
Undervotes	90			39	49	2	0	0
Contest Totals	2,674			825	1,776	73	0	0

### State Representative, District 33

Vote For 1

	TOTAL	VOTE %		Election Day	Early Voting	Ballot By Mail	Provisional Ballots	Limited Ballots
REP Justin Holland	1,186	45.88%		347	811	28	0	0
DEM Graeson Lynskey	1,399	54.12%		438	919	42	0	0
Total Votes Cast	2,585	100.00%		785	1,730	70	0	0
Overvotes	0			0	0	0	0	0
Undervotes	89			40	46	3	0	0
Contest Totals	2,674			825	1,776	73	0	0



## PCT 125

### Justice, 5th Court of Appeals District, Place 4

Vote For 1

	TOTAL	VOTE %		Election Day	Early Voting	Ballot By Mail	Provisional Ballots	Limited Ballots
REP Emily A. Miskel	1,192	46.20%	<div style="width: 46.20%;"><div style="width: 46.20%;"></div></div>	342	824	26	0	0
DEM Maricela Moore	1,388	53.80%	<div style="width: 53.80%;"><div style="width: 53.80%;"></div></div>	438	908	42	0	0
Total Votes Cast	2,580	100.00%	<div style="width: 100.00%;"><div style="width: 100.00%;"></div></div>	780	1,732	68	0	0
Overvotes	0			0	0	0	0	0
Undervotes	94			45	44	5	0	0
Contest Totals	2,674			825	1,776	73	0	0

### Justice, 5th Court of Appeals District, Place 7

Vote For 1

	TOTAL	VOTE %		Election Day	Early Voting	Ballot By Mail	Provisional Ballots	Limited Ballots
REP Kristina Williams	1,153	44.71%	<div style="width: 44.71%;"><div style="width: 44.71%;"></div></div>	329	799	25	0	0
DEM Nancy Kennedy	1,426	55.29%	<div style="width: 55.29%;"><div style="width: 55.29%;"></div></div>	450	933	43	0	0
Total Votes Cast	2,579	100.00%	<div style="width: 100.00%;"><div style="width: 100.00%;"></div></div>	779	1,732	68	0	0
Overvotes	0			0	0	0	0	0
Undervotes	95			46	44	5	0	0
Contest Totals	2,674			825	1,776	73	0	0

### County Judge CCD

Vote For 1

	TOTAL	VOTE %		Election Day	Early Voting	Ballot By Mail	Provisional Ballots	Limited Ballots
REP Chris Hill	1,185	45.66%	<div style="width: 45.66%;"><div style="width: 45.66%;"></div></div>	344	813	28	0	0
DEM Joshua Murray	1,410	54.34%	<div style="width: 54.34%;"><div style="width: 54.34%;"></div></div>	445	923	42	0	0
Total Votes Cast	2,595	100.00%	<div style="width: 100.00%;"><div style="width: 100.00%;"></div></div>	789	1,736	70	0	0
Overvotes	0			0	0	0	0	0
Undervotes	79			36	40	3	0	0
Contest Totals	2,674			825	1,776	73	0	0

### District Clerk CCD

Vote For 1

	TOTAL	VOTE %		Election Day	Early Voting	Ballot By Mail	Provisional Ballots	Limited Ballots
REP Mike Gould	1,189	46.26%	<div style="width: 46.26%;"><div style="width: 46.26%;"></div></div>	348	812	29	0	0
DEM David Brignac	1,381	53.74%	<div style="width: 53.74%;"><div style="width: 53.74%;"></div></div>	430	911	40	0	0
Total Votes Cast	2,570	100.00%	<div style="width: 100.00%;"><div style="width: 100.00%;"></div></div>	778	1,723	69	0	0
Overvotes	0			0	0	0	0	0
Undervotes	104			47	53	4	0	0
Contest Totals	2,674			825	1,776	73	0	0

## PCT 125

### Justice of the Peace, Precinct 2

Vote For 1

	TOTAL	VOTE %		Election Day	Early Voting	Ballot By Mail	Provisional Ballots	Limited Ballots
REP Ellen Skinner	1,179	45.77%	<div style="width: 45.77%;"><div style="width: 45.77%;"></div></div>	338	811	30	0	0
DEM Jennifer McKenzie	1,397	54.23%	<div style="width: 54.23%;"><div style="width: 54.23%;"></div></div>	444	915	38	0	0
Total Votes Cast	2,576	100.00%	<div style="width: 100.00%;"><div style="width: 100.00%;"></div></div>	782	1,726	68	0	0
Overvotes	0			0	0	0	0	0
Undervotes	98			43	50	5	0	0
Contest Totals	2,674			825	1,776	73	0	0

### Plano ISD - Proposition A

Vote For 1

	TOTAL	VOTE %		Election Day	Early Voting	Ballot By Mail	Provisional Ballots	Limited Ballots
For	1,245	50.96%	<div style="width: 50.96%;"><div style="width: 50.96%;"></div></div>	382	843	20	0	0
Against	1,198	49.04%	<div style="width: 49.04%;"><div style="width: 49.04%;"></div></div>	342	819	37	0	0
Total Votes Cast	2,443	100.00%	<div style="width: 100.00%;"><div style="width: 100.00%;"></div></div>	724	1,662	57	0	0
Overvotes	0			0	0	0	0	0
Undervotes	231			101	114	16	0	0
Contest Totals	2,674			825	1,776	73	0	0

### Plano ISD - Proposition B

Vote For 1

	TOTAL	VOTE %		Election Day	Early Voting	Ballot By Mail	Provisional Ballots	Limited Ballots
For	1,343	54.73%	<div style="width: 54.73%;"><div style="width: 54.73%;"></div></div>	402	910	31	0	0
Against	1,111	45.27%	<div style="width: 45.27%;"><div style="width: 45.27%;"></div></div>	326	756	29	0	0
Total Votes Cast	2,454	100.00%	<div style="width: 100.00%;"><div style="width: 100.00%;"></div></div>	728	1,666	60	0	0
Overvotes	0			0	0	0	0	0
Undervotes	220			97	110	13	0	0
Contest Totals	2,674			825	1,776	73	0	0

### Plano ISD - Proposition C




Vote For 1

	TOTAL	VOTE %		Election Day	Early Voting	Ballot By Mail	Provisional Ballots	Limited Ballots
For	1,333	54.34%	<div style="width: 54.34%;"><div style="width: 54.34%;"></div></div>	408	894	31	0	0
Against	1,120	45.66%	<div style="width: 45.66%;"><div style="width: 45.66%;"></div></div>	319	773	28	0	0
Total Votes Cast	2,453	100.00%	<div style="width: 100.00%;"><div style="width: 100.00%;"></div></div>	727	1,667	59	0	0
Overvotes	0			0	0	0	0	0
Undervotes	221			98	109	14	0	0
Contest Totals	2,674			825	1,776	73	0	0

## PCT 125




### Plano ISD - Proposition D

Vote For 1

	TOTAL	VOTE %		Election Day	Early Voting	Ballot By Mail	Provisional Ballots	Limited Ballots
For	1,154	47.37%		359	769	26	0	0
Against	1,282	52.63%		365	884	33	0	0
Total Votes Cast	2,436	100.00%		724	1,653	59	0	0
Overvotes	0			0	0	0	0	0
Undervotes	238			101	123	14	0	0
Contest Totals	2,674			825	1,776	73	0	0

### Plano ISD - Proposition E

Vote For 1

	TOTAL	VOTE %		Election Day	Early Voting	Ballot By Mail	Provisional Ballots	Limited Ballots
For	1,032	42.31%		328	683	21	0	0
Against	1,407	57.69%		396	973	38	0	0
Total Votes Cast	2,439	100.00%		724	1,656	59	0	0
Overvotes	0			0	0	0	0	0
Undervotes	235			101	120	14	0	0
Contest Totals	2,674			825	1,776	73	0	0

## PCT 126

### U. S. Representative District 3

Vote For 1

	TOTAL	VOTE %	Election Day	Early Voting	Ballot By Mail	Provisional Ballots	Limited Ballots
REP Keith Self	1,301	52.46%	318	947	35	1	0
DEM Sandeep Srivastava	1,115	44.96%	211	860	43	1	0
LIB Christopher Claytor	64	2.58%	22	40	2	0	0
Total Votes Cast	2,480	100.00%	551	1,847	80	2	0
Overvotes	0		0	0	0	0	0
Undervotes	41		19	19	3	0	0
Contest Totals	2,521		570	1,866	83	2	0

### Governor

Vote For 1

	TOTAL	VOTE %	Election Day	Early Voting	Ballot By Mail	Provisional Ballots	Limited Ballots
REP Greg Abbott	1,279	50.83%	308	934	36	1	0
DEM Beto O'Rourke	1,212	48.17%	253	911	47	1	0
LIB Mark Tippetts	18	0.72%	6	12	0	0	0
GRN Delilah Barrios	7	0.28%	2	5	0	0	0
Write-In Totals	0	0.00%	0	0	0	0	0
Total Votes Cast	2,516	100.00%	569	1,862	83	2	0
Overvotes	0		0	0	0	0	0
Undervotes	5		1	4	0	0	0
Contest Totals	2,521		570	1,866	83	2	0

### Lieutenant Governor

Vote For 1

	TOTAL	VOTE %	Election Day	Early Voting	Ballot By Mail	Provisional Ballots	Limited Ballots
REP Dan Patrick	1,240	49.70%	299	905	35	1	0
DEM Mike Collier	1,197	47.98%	236	914	46	1	0
LIB Shanna Steele	58	2.32%	22	36	0	0	0
Total Votes Cast	2,495	100.00%	557	1,855	81	2	0
Overvotes	0		0	0	0	0	0
Undervotes	26		13	11	2	0	0
Contest Totals	2,521		570	1,866	83	2	0

### Attorney General

Vote For 1

	TOTAL	VOTE %	Election Day	Early Voting	Ballot By Mail	Provisional Ballots	Limited Ballots
REP Ken Paxton	1,190	48.10%	288	869	32	1	0
DEM Rochelle Mercedes Garza	1,187	47.98%	243	896	47	1	0
LIB Mark Ash	97	3.92%	22	75	0	0	0
Total Votes Cast	2,474	100.00%	553	1,840	79	2	0
Overvotes	0		0	0	0	0	0
Undervotes	47		17	26	4	0	0
Contest Totals	2,521		570	1,866	83	2	0

## PCT 126

### Comptroller of Public Accounts

Vote For 1

	TOTAL	VOTE %	Election Day	Early Voting	Ballot By Mail	Provisional Ballots	Limited Ballots
REP Glenn Hegar	1,321	53.63%	320	960	40	1	0
DEM Janet T. Dudding	1,090	44.26%	206	843	40	1	0
LIB V. Alonzo Echevarria-Garza	52	2.11%	18	34	0	0	0
Total Votes Cast	2,463	100.00%	544	1,837	80	2	0
Overvotes	0		0	0	0	0	0
Undervotes	58		26	29	3	0	0
Contest Totals	2,521		570	1,866	83	2	0

### Commissioner of the General Land Office

Vote For 1

	TOTAL	VOTE %	Election Day	Early Voting	Ballot By Mail	Provisional Ballots	Limited Ballots
REP Dawn Buckingham	1,314	53.37%	321	956	36	1	0
DEM Jay Kleberg	1,115	45.29%	217	854	43	1	0
GRN Alfred Molison, Jr	32	1.30%	8	24	0	0	0
Write-In Totals	1	0.04%	0	1	0	0	0
Total Votes Cast	2,462	100.00%	546	1,835	79	2	0
Overvotes	1		0	0	1	0	0
Undervotes	58		24	31	3	0	0
Contest Totals	2,521		570	1,866	83	2	0

### Commissioner of Agriculture

Vote For 1

	TOTAL	VOTE %	Election Day	Early Voting	Ballot By Mail	Provisional Ballots	Limited Ballots
REP Sid Miller	1,315	53.46%	317	959	38	1	0
DEM Susan Hays	1,145	46.54%	225	876	43	1	0
Total Votes Cast	2,460	100.00%	542	1,835	81	2	0
Overvotes	0		0	0	0	0	0
Undervotes	61		28	31	2	0	0
Contest Totals	2,521		570	1,866	83	2	0

### Railroad Commissioner

Vote For 1

	TOTAL	VOTE %	Election Day	Early Voting	Ballot By Mail	Provisional Ballots	Limited Ballots
REP Wayne Christian	1,297	52.64%	319	940	37	1	0
DEM Luke Warford	1,077	43.71%	205	829	42	1	0
LIB Jaime Andres Diez	63	2.56%	14	47	2	0	0
GRN Hunter Wayne Crow	27	1.10%	6	21	0	0	0
Total Votes Cast	2,464	100.00%	544	1,837	81	2	0
Overvotes	0		0	0	0	0	0
Undervotes	57		26	29	2	0	0
Contest Totals	2,521		570	1,866	83	2	0

**PCT 126**

**Justice, Supreme Court, Place 3**

Vote For 1

	TOTAL	VOTE %	Election Day	Early Voting	Ballot By Mail	Provisional Ballots	Limited Ballots
REP Debra Lehrmann	1,289	52.14%	306	946	36	1	0
DEM Erin A. Nowell	1,134	45.87%	228	860	45	1	0
LIB Thomas Edward Oxford	49	1.98%	17	32	0	0	0
Total Votes Cast	2,472	100.00%	551	1,838	81	2	0
Overvotes	0		0	0	0	0	0
Undervotes	49		19	28	2	0	0
Contest Totals	2,521		570	1,866	83	2	0

**Justice, Supreme Court, Place 5**

Vote For 1

	TOTAL	VOTE %	Election Day	Early Voting	Ballot By Mail	Provisional Ballots	Limited Ballots
REP Rebeca Huddle	1,305	53.14%	312	956	36	1	0
DEM Amanda Reichel	1,151	46.86%	234	874	42	1	0
Total Votes Cast	2,456	100.00%	546	1,830	78	2	0
Overvotes	0		0	0	0	0	0
Undervotes	65		24	36	5	0	0
Contest Totals	2,521		570	1,866	83	2	0

**Justice, Supreme Court, Place 9**

Vote For 1

	TOTAL	VOTE %	Election Day	Early Voting	Ballot By Mail	Provisional Ballots	Limited Ballots
REP Evan Young	1,297	52.66%	316	945	35	1	0
DEM Julia Maldonado	1,166	47.34%	231	889	45	1	0
Total Votes Cast	2,463	100.00%	547	1,834	80	2	0
Overvotes	0		0	0	0	0	0
Undervotes	58		23	32	3	0	0
Contest Totals	2,521		570	1,866	83	2	0

**Judge, Court of Criminal Appeals, Place 5**

Vote For 1

	TOTAL	VOTE %	Election Day	Early Voting	Ballot By Mail	Provisional Ballots	Limited Ballots
REP Scott Walker	1,304	53.03%	314	952	37	1	0
DEM Dana Huffman	1,155	46.97%	231	880	43	1	0
Total Votes Cast	2,459	100.00%	545	1,832	80	2	0
Overvotes	0		0	0	0	0	0
Undervotes	62		25	34	3	0	0
Contest Totals	2,521		570	1,866	83	2	0

**PCT 126**

**Judge, Court of Criminal Appeals, Place 6**

Vote For 1

	TOTAL	VOTE %		Election Day	Early Voting	Ballot By Mail	Provisional Ballots	Limited Ballots
REP Jesse F. McClure, III	1,305	53.11%		314	953	37	1	0
DEM Robert Johnson	1,152	46.89%		231	877	43	1	0
Total Votes Cast	2,457	100.00%		545	1,830	80	2	0
Overvotes	0			0	0	0	0	0
Undervotes	64			25	36	3	0	0
Contest Totals	2,521			570	1,866	83	2	0

**Member, State Board of Education, District 12 CCD**

Vote For 1

	TOTAL	VOTE %		Election Day	Early Voting	Ballot By Mail	Provisional Ballots	Limited Ballots
REP Pam Little	1,268	51.44%		308	923	36	1	0
DEM Alex Cornwallis	1,115	45.23%		219	852	43	1	0
LIB Christy Mowrey	80	3.25%		19	59	2	0	0
Write-In Totals	2	0.08%		0	2	0	0	0
Total Votes Cast	2,465	100.00%		546	1,836	81	2	0
Overvotes	0			0	0	0	0	0
Undervotes	56			24	30	2	0	0
Contest Totals	2,521			570	1,866	83	2	0

**State Senator, District 8**

Vote For 1

	TOTAL	VOTE %		Election Day	Early Voting	Ballot By Mail	Provisional Ballots	Limited Ballots
REP Angela Paxton	1,227	49.86%		303	892	31	1	0
DEM Jonathan Cocks	1,158	47.05%		223	888	46	1	0
LIB Edward Kless	76	3.09%		21	54	1	0	0
Total Votes Cast	2,461	100.00%		547	1,834	78	2	0
Overvotes	0			0	0	0	0	0
Undervotes	60			23	32	5	0	0
Contest Totals	2,521			570	1,866	83	2	0

**State Representative, District 61**

Vote For 1

	TOTAL	VOTE %		Election Day	Early Voting	Ballot By Mail	Provisional Ballots	Limited Ballots
REP Frederick Frazier	1,287	52.57%		313	936	37	1	0
DEM Sheena King	1,161	47.43%		227	890	43	1	0
Total Votes Cast	2,448	100.00%		540	1,826	80	2	0
Overvotes	0			0	0	0	0	0
Undervotes	73			30	40	3	0	0
Contest Totals	2,521			570	1,866	83	2	0

## PCT 126

### Justice, 5th Court of Appeals District, Place 4

Vote For 1

	TOTAL	VOTE %		Election Day	Early Voting	Ballot By Mail	Provisional Ballots	Limited Ballots
REP Emily A. Miskel	1,310	53.49%	<div style="width: 53.49%;"><div style="width: 53.49%;"></div></div>	318	954	37	1	0
DEM Maricela Moore	1,139	46.51%	<div style="width: 46.51%;"><div style="width: 46.51%;"></div></div>	225	870	43	1	0
Total Votes Cast	2,449	100.00%	<div style="width: 100.00%;"><div style="width: 100.00%;"></div></div>	543	1,824	80	2	0
Overvotes	0			0	0	0	0	0
Undervotes	72			27	42	3	0	0
Contest Totals	2,521			570	1,866	83	2	0

### Justice, 5th Court of Appeals District, Place 7

Vote For 1

	TOTAL	VOTE %		Election Day	Early Voting	Ballot By Mail	Provisional Ballots	Limited Ballots
REP Kristina Williams	1,297	52.94%	<div style="width: 52.94%;"><div style="width: 52.94%;"></div></div>	312	947	37	1	0
DEM Nancy Kennedy	1,153	47.06%	<div style="width: 47.06%;"><div style="width: 47.06%;"></div></div>	231	878	43	1	0
Total Votes Cast	2,450	100.00%	<div style="width: 100.00%;"><div style="width: 100.00%;"></div></div>	543	1,825	80	2	0
Overvotes	0			0	0	0	0	0
Undervotes	71			27	41	3	0	0
Contest Totals	2,521			570	1,866	83	2	0

### County Judge CCD

Vote For 1

	TOTAL	VOTE %		Election Day	Early Voting	Ballot By Mail	Provisional Ballots	Limited Ballots
REP Chris Hill	1,314	53.31%	<div style="width: 53.31%;"><div style="width: 53.31%;"></div></div>	313	963	37	1	0
DEM Joshua Murray	1,151	46.69%	<div style="width: 46.69%;"><div style="width: 46.69%;"></div></div>	236	871	43	1	0
Total Votes Cast	2,465	100.00%	<div style="width: 100.00%;"><div style="width: 100.00%;"></div></div>	549	1,834	80	2	0
Overvotes	0			0	0	0	0	0
Undervotes	56			21	32	3	0	0
Contest Totals	2,521			570	1,866	83	2	0

### District Clerk CCD

Vote For 1




	TOTAL	VOTE %		Election Day	Early Voting	Ballot By Mail	Provisional Ballots	Limited Ballots
REP Mike Gould	1,319	53.88%	<div style="width: 53.88%;"><div style="width: 53.88%;"></div></div>	321	958	39	1	0
DEM David Brignac	1,129	46.12%	<div style="width: 46.12%;"><div style="width: 46.12%;"></div></div>	221	867	40	1	0
Total Votes Cast	2,448	100.00%	<div style="width: 100.00%;"><div style="width: 100.00%;"></div></div>	542	1,825	79	2	0
Overvotes	0			0	0	0	0	0
Undervotes	73			28	41	4	0	0
Contest Totals	2,521			570	1,866	83	2	0



## PCT 126

### McKinney, City of - Local Option Election

Vote For 1

	TOTAL	VOTE %		Election Day	Early Voting	Ballot By Mail	Provisional Ballots	Limited Ballots
For	1,728	71.67%		365	1,304	57	2	0
Against	683	28.33%		171	492	20	0	0
Total Votes Cast	2,411	100.00%		536	1,796	77	2	0
Overvotes	0			0	0	0	0	0
Undervotes	110			34	70	6	0	0
Contest Totals	2,521			570	1,866	83	2	0

## PCT 127

### U. S. Representative District 3

Vote For 1

	TOTAL	VOTE %	Election Day	Early Voting	Ballot By Mail	Provisional Ballots	Limited Ballots
REP Keith Self	942	50.16%	271	655	15	1	0
DEM Sandeep Srivastava	875	46.59%	239	591	44	1	0
LIB Christopher Claytor	61	3.25%	26	34	1	0	0
Total Votes Cast	1,878	100.00%	536	1,280	60	2	0
Overvotes	0		0	0	0	0	0
Undervotes	34		15	17	2	0	0
Contest Totals	1,912		551	1,297	62	2	0

### Governor

Vote For 1

	TOTAL	VOTE %	Election Day	Early Voting	Ballot By Mail	Provisional Ballots	Limited Ballots
REP Greg Abbott	928	48.66%	260	654	13	1	0
DEM Beto O'Rourke	962	50.45%	278	635	48	1	0
LIB Mark Tippetts	13	0.68%	8	4	1	0	0
GRN Delilah Barrios	2	0.10%	1	1	0	0	0
Write-In Totals	2	0.10%	1	1	0	0	0
Total Votes Cast	1,907	100.00%	548	1,295	62	2	0
Overvotes	0		0	0	0	0	0
Undervotes	5		3	2	0	0	0
Contest Totals	1,912		551	1,297	62	2	0

### Lieutenant Governor

Vote For 1

	TOTAL	VOTE %	Election Day	Early Voting	Ballot By Mail	Provisional Ballots	Limited Ballots
REP Dan Patrick	904	47.91%	259	633	11	1	0
DEM Mike Collier	939	49.76%	261	627	50	1	0
LIB Shanna Steele	44	2.33%	17	26	1	0	0
Total Votes Cast	1,887	100.00%	537	1,286	62	2	0
Overvotes	0		0	0	0	0	0
Undervotes	25		14	11	0	0	0
Contest Totals	1,912		551	1,297	62	2	0

### Attorney General

Vote For 1

	TOTAL	VOTE %	Election Day	Early Voting	Ballot By Mail	Provisional Ballots	Limited Ballots
REP Ken Paxton	887	47.23%	256	619	10	2	0
DEM Rochelle Mercedes Garza	927	49.36%	256	621	50	0	0
LIB Mark Ash	64	3.41%	21	43	0	0	0
Total Votes Cast	1,878	100.00%	533	1,283	60	2	0
Overvotes	0		0	0	0	0	0
Undervotes	34		18	14	2	0	0
Contest Totals	1,912		551	1,297	62	2	0

## PCT 127

### Comptroller of Public Accounts

Vote For 1

	TOTAL	VOTE %	Election Day	Early Voting	Ballot By Mail	Provisional Ballots	Limited Ballots
REP Glenn Hegar	952	51.35%	276	663	12	1	0
DEM Janet T. Dudding	864	46.60%	237	581	46	0	0
LIB V. Alonzo Echevarria-Garza	38	2.05%	16	21	1	0	0
Total Votes Cast	1,854	100.00%	529	1,265	59	1	0
Overvotes	0		0	0	0	0	0
Undervotes	58		22	32	3	1	0
Contest Totals	1,912		551	1,297	62	2	0

### Commissioner of the General Land Office

Vote For 1

	TOTAL	VOTE %	Election Day	Early Voting	Ballot By Mail	Provisional Ballots	Limited Ballots
REP Dawn Buckingham	966	51.96%	280	671	14	1	0
DEM Jay Kleberg	865	46.53%	236	584	45	0	0
GRN Alfred Molison, Jr	25	1.34%	8	16	1	0	0
Write-In Totals	3	0.16%	2	1	0	0	0
Total Votes Cast	1,859	100.00%	526	1,272	60	1	0
Overvotes	0		0	0	0	0	0
Undervotes	53		25	25	2	1	0
Contest Totals	1,912		551	1,297	62	2	0

### Commissioner of Agriculture

Vote For 1

	TOTAL	VOTE %	Election Day	Early Voting	Ballot By Mail	Provisional Ballots	Limited Ballots
REP Sid Miller	961	51.75%	279	668	13	1	0
DEM Susan Hays	896	48.25%	246	603	47	0	0
Total Votes Cast	1,857	100.00%	525	1,271	60	1	0
Overvotes	0		0	0	0	0	0
Undervotes	55		26	26	2	1	0
Contest Totals	1,912		551	1,297	62	2	0

### Railroad Commissioner

Vote For 1

	TOTAL	VOTE %	Election Day	Early Voting	Ballot By Mail	Provisional Ballots	Limited Ballots
REP Wayne Christian	948	50.94%	275	660	12	1	0
DEM Luke Warford	849	45.62%	231	573	45	0	0
LIB Jaime Andres Diez	41	2.20%	13	26	2	0	0
GRN Hunter Wayne Crow	23	1.24%	8	15	0	0	0
Total Votes Cast	1,861	100.00%	527	1,274	59	1	0
Overvotes	0		0	0	0	0	0
Undervotes	51		24	23	3	1	0
Contest Totals	1,912		551	1,297	62	2	0

## PCT 127

### Justice, Supreme Court, Place 3

Vote For 1

	TOTAL	VOTE %	Election Day	Early Voting	Ballot By Mail	Provisional Ballots	Limited Ballots
REP Debra Lehrmann	943	50.73%	272	656	14	1	0
DEM Erin A. Nowell	882	47.44%	241	596	45	0	0
LIB Thomas Edward Oxford	34	1.83%	15	17	2	0	0
Total Votes Cast	1,859	100.00%	528	1,269	61	1	0
Overvotes	0		0	0	0	0	0
Undervotes	53		23	28	1	1	0
Contest Totals	1,912		551	1,297	62	2	0

### Justice, Supreme Court, Place 5

Vote For 1

	TOTAL	VOTE %	Election Day	Early Voting	Ballot By Mail	Provisional Ballots	Limited Ballots
REP Rebeca Huddle	946	51.16%	271	661	13	1	0
DEM Amanda Reichel	903	48.84%	254	605	44	0	0
Total Votes Cast	1,849	100.00%	525	1,266	57	1	0
Overvotes	0		0	0	0	0	0
Undervotes	63		26	31	5	1	0
Contest Totals	1,912		551	1,297	62	2	0

### Justice, Supreme Court, Place 9

Vote For 1

	TOTAL	VOTE %	Election Day	Early Voting	Ballot By Mail	Provisional Ballots	Limited Ballots
REP Evan Young	951	51.29%	270	664	16	1	0
DEM Julia Maldonado	903	48.71%	254	605	44	0	0
Total Votes Cast	1,854	100.00%	524	1,269	60	1	0
Overvotes	0		0	0	0	0	0
Undervotes	58		27	28	2	1	0
Contest Totals	1,912		551	1,297	62	2	0

### Judge, Court of Criminal Appeals, Place 5

Vote For 1

	TOTAL	VOTE %	Election Day	Early Voting	Ballot By Mail	Provisional Ballots	Limited Ballots
REP Scott Walker	946	51.33%	277	655	13	1	0
DEM Dana Huffman	897	48.67%	248	603	46	0	0
Total Votes Cast	1,843	100.00%	525	1,258	59	1	0
Overvotes	0		0	0	0	0	0
Undervotes	69		26	39	3	1	0
Contest Totals	1,912		551	1,297	62	2	0

## PCT 127

### Judge, Court of Criminal Appeals, Place 6

Vote For 1

	TOTAL	VOTE %		Election Day	Early Voting	Ballot By Mail	Provisional Ballots	Limited Ballots
REP Jesse F. McClure, III	949	51.77%	<div style="width: 51.77%;"><div style="width: 51.77%;"></div></div>	275	662	11	1	0
DEM Robert Johnson	884	48.23%	<div style="width: 48.23%;"><div style="width: 48.23%;"></div></div>	244	594	46	0	0
Total Votes Cast	1,833	100.00%	<div style="width: 100.00%;"><div style="width: 100.00%;"></div></div>	519	1,256	57	1	0
Overvotes	0			0	0	0	0	0
Undervotes	79			32	41	5	1	0
Contest Totals	1,912			551	1,297	62	2	0

### Member, State Board of Education, District 12 CCD

Vote For 1

	TOTAL	VOTE %		Election Day	Early Voting	Ballot By Mail	Provisional Ballots	Limited Ballots
REP Pam Little	932	50.41%	<div style="width: 50.41%;"><div style="width: 50.41%;"></div></div>	263	656	12	1	0
DEM Alex Cornwallis	869	47.00%	<div style="width: 47.00%;"><div style="width: 47.00%;"></div></div>	236	587	46	0	0
LIB Christy Mowrey	47	2.54%	<div style="width: 2.54%;"><div style="width: 2.54%;"></div></div>	22	24	1	0	0
Write-In Totals	1	0.05%	<div style="width: 0.05%;"><div style="width: 0.05%;"></div></div>	0	1	0	0	0
Total Votes Cast	1,849	100.00%	<div style="width: 100.00%;"><div style="width: 100.00%;"></div></div>	521	1,268	59	1	0
Overvotes	0			0	0	0	0	0
Undervotes	63			30	29	3	1	0
Contest Totals	1,912			551	1,297	62	2	0

### State Representative, District 66

Vote For 1

	TOTAL	VOTE %		Election Day	Early Voting	Ballot By Mail	Provisional Ballots	Limited Ballots
REP Matt Shaheen	947	51.38%	<div style="width: 51.38%;"><div style="width: 51.38%;"></div></div>	272	658	16	1	0
DEM Jesse Ringness	896	48.62%	<div style="width: 48.62%;"><div style="width: 48.62%;"></div></div>	250	603	43	0	0
Total Votes Cast	1,843	100.00%	<div style="width: 100.00%;"><div style="width: 100.00%;"></div></div>	522	1,261	59	1	0
Overvotes	0			0	0	0	0	0
Undervotes	69			29	36	3	1	0
Contest Totals	1,912			551	1,297	62	2	0

### Justice, 5th Court of Appeals District, Place 4

Vote For 1

	TOTAL	VOTE %		Election Day	Early Voting	Ballot By Mail	Provisional Ballots	Limited Ballots
REP Emily A. Miskel	949	51.77%	<div style="width: 51.77%;"><div style="width: 51.77%;"></div></div>	273	662	13	1	0
DEM Maricela Moore	884	48.23%	<div style="width: 48.23%;"><div style="width: 48.23%;"></div></div>	247	592	45	0	0
Total Votes Cast	1,833	100.00%	<div style="width: 100.00%;"><div style="width: 100.00%;"></div></div>	520	1,254	58	1	0
Overvotes	0			0	0	0	0	0
Undervotes	79			31	43	4	1	0
Contest Totals	1,912			551	1,297	62	2	0

## PCT 127

### Justice, 5th Court of Appeals District, Place 7

Vote For 1

	TOTAL	VOTE %	Election Day	Early Voting	Ballot By Mail	Provisional Ballots	Limited Ballots
REP Kristina Williams	947	51.72%	273	660	13	1	0
DEM Nancy Kennedy	884	48.28%	246	595	43	0	0
Total Votes Cast	1,831	100.00%	519	1,255	56	1	0
Overvotes	0		0	0	0	0	0
Undervotes	81		32	42	6	1	0
Contest Totals	1,912		551	1,297	62	2	0

### County Judge CCD

Vote For 1

	TOTAL	VOTE %	Election Day	Early Voting	Ballot By Mail	Provisional Ballots	Limited Ballots
REP Chris Hill	952	51.49%	276	662	13	1	0
DEM Joshua Murray	897	48.51%	250	601	46	0	0
Total Votes Cast	1,849	100.00%	526	1,263	59	1	0
Overvotes	0		0	0	0	0	0
Undervotes	63		25	34	3	1	0
Contest Totals	1,912		551	1,297	62	2	0

### District Clerk CCD

Vote For 1

	TOTAL	VOTE %	Election Day	Early Voting	Ballot By Mail	Provisional Ballots	Limited Ballots
REP Mike Gould	960	52.34%	279	668	12	1	0
DEM David Brignac	874	47.66%	241	588	45	0	0
Total Votes Cast	1,834	100.00%	520	1,256	57	1	0
Overvotes	0		0	0	0	0	0
Undervotes	78		31	41	5	1	0
Contest Totals	1,912		551	1,297	62	2	0

### Justice of the Peace, Precinct 4

Vote For 1

	TOTAL	VOTE %	Election Day	Early Voting	Ballot By Mail	Provisional Ballots	Limited Ballots
REP Vincent Venegoni	944	51.56%	275	657	11	1	0
DEM Adam Kern	887	48.44%	245	597	45	0	0
Total Votes Cast	1,831	100.00%	520	1,254	56	1	0
Overvotes	0		0	0	0	0	0
Undervotes	81		31	43	6	1	0
Contest Totals	1,912		551	1,297	62	2	0

## PCT 128

### U. S. Representative District 3

Vote For 1

	TOTAL	VOTE %	Election Day	Early Voting	Ballot By Mail	Provisional Ballots	Limited Ballots
REP Keith Self	1,460	74.00%	390	1,039	29	2	0
DEM Sandeep Srivastava	462	23.42%	104	336	22	0	0
LIB Christopher Claytor	51	2.58%	15	33	3	0	0
Total Votes Cast	1,973	100.00%	509	1,408	54	2	0
Overvotes	0		0	0	0	0	0
Undervotes	26		10	15	1	0	0
Contest Totals	1,999		519	1,423	55	2	0

### Governor

Vote For 1

	TOTAL	VOTE %	Election Day	Early Voting	Ballot By Mail	Provisional Ballots	Limited Ballots
REP Greg Abbott	1,445	72.54%	380	1,035	28	2	0
DEM Beto O'Rourke	514	25.80%	125	363	26	0	0
LIB Mark Tippetts	26	1.31%	9	16	1	0	0
GRN Delilah Barrios	5	0.25%	1	4	0	0	0
Write-In Totals	2	0.10%	0	2	0	0	0
Total Votes Cast	1,992	100.00%	515	1,420	55	2	0
Overvotes	0		0	0	0	0	0
Undervotes	7		4	3	0	0	0
Contest Totals	1,999		519	1,423	55	2	0

### Lieutenant Governor

Vote For 1

	TOTAL	VOTE %	Election Day	Early Voting	Ballot By Mail	Provisional Ballots	Limited Ballots
REP Dan Patrick	1,374	69.60%	365	981	26	2	0
DEM Mike Collier	555	28.12%	133	395	27	0	0
LIB Shanna Steele	45	2.28%	14	29	2	0	0
Total Votes Cast	1,974	100.00%	512	1,405	55	2	0
Overvotes	0		0	0	0	0	0
Undervotes	25		7	18	0	0	0
Contest Totals	1,999		519	1,423	55	2	0

### Attorney General

Vote For 1

	TOTAL	VOTE %	Election Day	Early Voting	Ballot By Mail	Provisional Ballots	Limited Ballots
REP Ken Paxton	1,345	68.76%	366	951	26	2	0
DEM Rochelle Mercedes Garza	535	27.35%	126	384	25	0	0
LIB Mark Ash	76	3.89%	15	60	1	0	0
Total Votes Cast	1,956	100.00%	507	1,395	52	2	0
Overvotes	0		0	0	0	0	0
Undervotes	43		12	28	3	0	0
Contest Totals	1,999		519	1,423	55	2	0

## PCT 128

### Comptroller of Public Accounts

Vote For 1

	TOTAL	VOTE %	Election Day	Early Voting	Ballot By Mail	Provisional Ballots	Limited Ballots
REP Glenn Hegar	1,485	76.04%	397	1,057	29	2	0
DEM Janet T. Dudding	436	22.32%	92	319	25	0	0
LIB V. Alonzo Echevarria-Garza	32	1.64%	13	19	0	0	0
Total Votes Cast	1,953	100.00%	502	1,395	54	2	0
Overvotes	0		0	0	0	0	0
Undervotes	46		17	28	1	0	0
Contest Totals	1,999		519	1,423	55	2	0

### Commissioner of the General Land Office

Vote For 1

	TOTAL	VOTE %	Election Day	Early Voting	Ballot By Mail	Provisional Ballots	Limited Ballots
REP Dawn Buckingham	1,455	74.73%	387	1,037	29	2	0
DEM Jay Kleberg	477	24.50%	107	344	26	0	0
GRN Alfred Molison, Jr	15	0.77%	7	8	0	0	0
Write-In Totals	0	0.00%	0	0	0	0	0
Total Votes Cast	1,947	100.00%	501	1,389	55	2	0
Overvotes	0		0	0	0	0	0
Undervotes	52		18	34	0	0	0
Contest Totals	1,999		519	1,423	55	2	0

### Commissioner of Agriculture

Vote For 1

	TOTAL	VOTE %	Election Day	Early Voting	Ballot By Mail	Provisional Ballots	Limited Ballots
REP Sid Miller	1,468	75.09%	387	1,050	29	2	0
DEM Susan Hays	487	24.91%	113	348	26	0	0
Total Votes Cast	1,955	100.00%	500	1,398	55	2	0
Overvotes	0		0	0	0	0	0
Undervotes	44		19	25	0	0	0
Contest Totals	1,999		519	1,423	55	2	0

### Railroad Commissioner

Vote For 1

	TOTAL	VOTE %	Election Day	Early Voting	Ballot By Mail	Provisional Ballots	Limited Ballots
REP Wayne Christian	1,439	73.79%	379	1,030	28	2	0
DEM Luke Warford	461	23.64%	101	334	26	0	0
LIB Jaime Andres Diez	37	1.90%	14	22	1	0	0
GRN Hunter Wayne Crow	13	0.67%	8	5	0	0	0
Total Votes Cast	1,950	100.00%	502	1,391	55	2	0
Overvotes	0		0	0	0	0	0
Undervotes	49		17	32	0	0	0
Contest Totals	1,999		519	1,423	55	2	0



## PCT 128

### Justice, Supreme Court, Place 3

Vote For 1

	TOTAL	VOTE %		Election Day	Early Voting	Ballot By Mail	Provisional Ballots	Limited Ballots
REP Debra Lehrmann	1,455	74.77%	<div style="width: 74.77%;"><div style="width: 74.77%;"></div></div>	387	1,037	29	2	0
DEM Erin A. Nowell	463	23.79%	<div style="width: 23.79%;"><div style="width: 23.79%;"></div></div>	107	331	25	0	0
LIB Thomas Edward Oxford	28	1.44%	<div style="width: 1.44%;"><div style="width: 1.44%;"></div></div>	11	17	0	0	0
Total Votes Cast	1,946	100.00%	<div style="width: 100.00%;"><div style="width: 100.00%;"></div></div>	505	1,385	54	2	0
Overvotes	0			0	0	0	0	0
Undervotes	53			14	38	1	0	0
Contest Totals	1,999			519	1,423	55	2	0

### Justice, Supreme Court, Place 5

Vote For 1

	TOTAL	VOTE %		Election Day	Early Voting	Ballot By Mail	Provisional Ballots	Limited Ballots
REP Rebeca Huddle	1,472	76.19%	<div style="width: 76.19%;"><div style="width: 76.19%;"></div></div>	395	1,046	29	2	0
DEM Amanda Reichel	460	23.81%	<div style="width: 23.81%;"><div style="width: 23.81%;"></div></div>	106	331	23	0	0
Total Votes Cast	1,932	100.00%	<div style="width: 100.00%;"><div style="width: 100.00%;"></div></div>	501	1,377	52	2	0
Overvotes	0			0	0	0	0	0
Undervotes	67			18	46	3	0	0
Contest Totals	1,999			519	1,423	55	2	0

### Justice, Supreme Court, Place 9

Vote For 1

	TOTAL	VOTE %		Election Day	Early Voting	Ballot By Mail	Provisional Ballots	Limited Ballots
REP Evan Young	1,466	75.76%	<div style="width: 75.76%;"><div style="width: 75.76%;"></div></div>	391	1,044	29	2	0
DEM Julia Maldonado	469	24.24%	<div style="width: 24.24%;"><div style="width: 24.24%;"></div></div>	111	333	25	0	0
Total Votes Cast	1,935	100.00%	<div style="width: 100.00%;"><div style="width: 100.00%;"></div></div>	502	1,377	54	2	0
Overvotes	0			0	0	0	0	0
Undervotes	64			17	46	1	0	0
Contest Totals	1,999			519	1,423	55	2	0

### Judge, Court of Criminal Appeals, Place 5

Vote For 1

	TOTAL	VOTE %		Election Day	Early Voting	Ballot By Mail	Provisional Ballots	Limited Ballots
REP Scott Walker	1,456	75.68%	<div style="width: 75.68%;"><div style="width: 75.68%;"></div></div>	389	1,036	29	2	0
DEM Dana Huffman	468	24.32%	<div style="width: 24.32%;"><div style="width: 24.32%;"></div></div>	107	336	25	0	0
Total Votes Cast	1,924	100.00%	<div style="width: 100.00%;"><div style="width: 100.00%;"></div></div>	496	1,372	54	2	0
Overvotes	0			0	0	0	0	0
Undervotes	75			23	51	1	0	0
Contest Totals	1,999			519	1,423	55	2	0

**PCT 128**

**Judge, Court of Criminal Appeals, Place 6**

Vote For 1

	TOTAL	VOTE %		Election Day	Early Voting	Ballot By Mail	Provisional Ballots	Limited Ballots
REP Jesse F. McClure, III	1,460	76.16%		390	1,041	27	2	0
DEM Robert Johnson	457	23.84%		107	325	25	0	0
Total Votes Cast	1,917	100.00%		497	1,366	52	2	0
Overvotes	0			0	0	0	0	0
Undervotes	82			22	57	3	0	0
Contest Totals	1,999			519	1,423	55	2	0

**Member, State Board of Education, District 12 CCD**

Vote For 1

	TOTAL	VOTE %		Election Day	Early Voting	Ballot By Mail	Provisional Ballots	Limited Ballots
REP Pam Little	1,422	73.45%		373	1,019	28	2	0
DEM Alex Cornwallis	460	23.76%		105	330	25	0	0
LIB Christy Mowrey	53	2.74%		22	30	1	0	0
Write-In Totals	1	0.05%		0	1	0	0	0
Total Votes Cast	1,936	100.00%		500	1,380	54	2	0
Overvotes	0			0	0	0	0	0
Undervotes	63			19	43	1	0	0
Contest Totals	1,999			519	1,423	55	2	0

**State Senator, District 8**

Vote For 1

	TOTAL	VOTE %		Election Day	Early Voting	Ballot By Mail	Provisional Ballots	Limited Ballots
REP Angela Paxton	1,358	70.33%		370	963	23	2	0
DEM Jonathan Cocks	505	26.15%		115	364	26	0	0
LIB Edward Kless	68	3.52%		16	48	4	0	0
Total Votes Cast	1,931	100.00%		501	1,375	53	2	0
Overvotes	0			0	0	0	0	0
Undervotes	68			18	48	2	0	0
Contest Totals	1,999			519	1,423	55	2	0

**Justice, 5th Court of Appeals District, Place 4**

Vote For 1

	TOTAL	VOTE %		Election Day	Early Voting	Ballot By Mail	Provisional Ballots	Limited Ballots
REP Emily A. Miskel	1,465	76.42%		391	1,043	29	2	0
DEM Maricela Moore	452	23.58%		105	322	25	0	0
Total Votes Cast	1,917	100.00%		496	1,365	54	2	0
Overvotes	0			0	0	0	0	0
Undervotes	82			23	58	1	0	0
Contest Totals	1,999			519	1,423	55	2	0

## PCT 128

### Justice, 5th Court of Appeals District, Place 7

Vote For 1

	TOTAL	VOTE %	Election Day	Early Voting	Ballot By Mail	Provisional Ballots	Limited Ballots
REP Kristina Williams	1,449	75.55%	386	1,032	29	2	0
DEM Nancy Kennedy	469	24.45%	110	334	25	0	0
Total Votes Cast	1,918	100.00%	496	1,366	54	2	0
Overvotes	0		0	0	0	0	0
Undervotes	81		23	57	1	0	0
Contest Totals	1,999		519	1,423	55	2	0

### County Judge CCD

Vote For 1

	TOTAL	VOTE %	Election Day	Early Voting	Ballot By Mail	Provisional Ballots	Limited Ballots
REP Chris Hill	1,469	76.15%	395	1,043	29	2	0
DEM Joshua Murray	460	23.85%	106	329	25	0	0
Total Votes Cast	1,929	100.00%	501	1,372	54	2	0
Overvotes	0		0	0	0	0	0
Undervotes	70		18	51	1	0	0
Contest Totals	1,999		519	1,423	55	2	0

### District Clerk CCD

Vote For 1

	TOTAL	VOTE %	Election Day	Early Voting	Ballot By Mail	Provisional Ballots	Limited Ballots
REP Mike Gould	1,460	76.32%	391	1,038	29	2	0
DEM David Brignac	453	23.68%	104	324	25	0	0
Total Votes Cast	1,913	100.00%	495	1,362	54	2	0
Overvotes	0		0	0	0	0	0
Undervotes	86		24	61	1	0	0
Contest Totals	1,999		519	1,423	55	2	0

### Justice of the Peace, Precinct 3



Vote For 1

	TOTAL	VOTE %	Election Day	Early Voting	Ballot By Mail	Provisional Ballots	Limited Ballots
REP Mike Missildine	1,467	77.01%	394	1,044	27	2	0
DEM Irvin Lynn Barrett	438	22.99%	97	315	26	0	0
Total Votes Cast	1,905	100.00%	491	1,359	53	2	0
Overvotes	0		0	0	0	0	0
Undervotes	94		28	64	2	0	0
Contest Totals	1,999		519	1,423	55	2	0

## PCT 128

### Lovejoy ISD - Proposition A

Vote For 1

	TOTAL	VOTE %	Election Day	Early Voting	Ballot By Mail	Provisional Ballots	Limited Ballots
For	562	32.49% 	138	403	20	1	0
Against	1,168	67.51%	317	826	24	1	0
Total Votes Cast	1,730	100.00% 	455	1,229	44	2	0
Overvotes	0		0	0	0	0	0
Undervotes	53		15	35	3	0	0
Contest Totals	1,783		470	1,264	47	2	0

### Princeton ISD - Trustees

Vote For 2

	TOTAL	VOTE %	Election Day	Early Voting	Ballot By Mail	Provisional Ballots	Limited Ballots
Julia Schmoker	0		0	0	0	0	0
Starla Sharpe	0		0	0	0	0	0
Tim Tidwell	0		0	0	0	0	0
John A Campbell	0		0	0	0	0	0
Total Votes Cast	0		0	0	0	0	0
Overvotes	0		0	0	0	0	0
Undervotes	0		0	0	0	0	0
Contest Totals	0		0	0	0	0	0

## PCT 129

### U. S. Representative District 3

Vote For 1

	TOTAL	VOTE %	Election Day	Early Voting	Ballot By Mail	Provisional Ballots	Limited Ballots
REP Keith Self	1,260	54.97%	344	879	34	3	0
DEM Sandeep Srivastava	976	42.58%	271	675	29	1	0
LIB Christopher Claytor	56	2.44%	19	36	1	0	0
Total Votes Cast	2,292	100.00%	634	1,590	64	4	0
Overvotes	0		0	0	0	0	0
Undervotes	27		4	21	2	0	0
Contest Totals	2,319		638	1,611	66	4	0

### Governor

Vote For 1

	TOTAL	VOTE %	Election Day	Early Voting	Ballot By Mail	Provisional Ballots	Limited Ballots
REP Greg Abbott	1,245	53.85%	337	872	33	3	0
DEM Beto O'Rourke	1,034	44.72%	283	718	32	1	0
LIB Mark Tippetts	29	1.25%	14	15	0	0	0
GRN Delilah Barrios	1	0.04%	1	0	0	0	0
Write-In Totals	3	0.13%	2	1	0	0	0
Total Votes Cast	2,312	100.00%	637	1,606	65	4	0
Overvotes	0		0	0	0	0	0
Undervotes	7		1	5	1	0	0
Contest Totals	2,319		638	1,611	66	4	0

### Lieutenant Governor

Vote For 1

	TOTAL	VOTE %	Election Day	Early Voting	Ballot By Mail	Provisional Ballots	Limited Ballots
REP Dan Patrick	1,200	52.22%	324	843	30	3	0
DEM Mike Collier	1,036	45.08%	277	723	35	1	0
LIB Shanna Steele	62	2.70%	29	32	1	0	0
Total Votes Cast	2,298	100.00%	630	1,598	66	4	0
Overvotes	0		0	0	0	0	0
Undervotes	21		8	13	0	0	0
Contest Totals	2,319		638	1,611	66	4	0

### Attorney General

Vote For 1

	TOTAL	VOTE %	Election Day	Early Voting	Ballot By Mail	Provisional Ballots	Limited Ballots
REP Ken Paxton	1,166	51.23%	328	806	29	3	0
DEM Rochelle Mercedes Garza	1,028	45.17%	274	717	36	1	0
LIB Mark Ash	82	3.60%	23	58	1	0	0
Total Votes Cast	2,276	100.00%	625	1,581	66	4	0
Overvotes	0		0	0	0	0	0
Undervotes	43		13	30	0	0	0
Contest Totals	2,319		638	1,611	66	4	0

## PCT 129

### Comptroller of Public Accounts

Vote For 1

	TOTAL	VOTE %	Election Day	Early Voting	Ballot By Mail	Provisional Ballots	Limited Ballots
REP Glenn Hegar	1,281	56.46%	345	897	36	3	0
DEM Janet T. Dudding	951	41.91%	258	663	29	1	0
LIB V. Alonzo Echevarria-Garza	37	1.63%	20	17	0	0	0
Total Votes Cast	2,269	100.00%	623	1,577	65	4	0
Overvotes	0		0	0	0	0	0
Undervotes	50		15	34	1	0	0
Contest Totals	2,319		638	1,611	66	4	0

### Commissioner of the General Land Office

Vote For 1

	TOTAL	VOTE %	Election Day	Early Voting	Ballot By Mail	Provisional Ballots	Limited Ballots
REP Dawn Buckingham	1,258	55.61%	343	880	32	3	0
DEM Jay Kleberg	975	43.10%	271	673	30	1	0
GRN Alfred Molison, Jr	26	1.15%	7	17	2	0	0
Write-In Totals	3	0.13%	1	2	0	0	0
Total Votes Cast	2,262	100.00%	622	1,572	64	4	0
Overvotes	0		0	0	0	0	0
Undervotes	57		16	39	2	0	0
Contest Totals	2,319		638	1,611	66	4	0

### Commissioner of Agriculture

Vote For 1

	TOTAL	VOTE %	Election Day	Early Voting	Ballot By Mail	Provisional Ballots	Limited Ballots
REP Sid Miller	1,264	55.95%	346	885	30	3	0
DEM Susan Hays	995	44.05%	272	690	32	1	0
Total Votes Cast	2,259	100.00%	618	1,575	62	4	0
Overvotes	0		0	0	0	0	0
Undervotes	60		20	36	4	0	0
Contest Totals	2,319		638	1,611	66	4	0

### Railroad Commissioner

Vote For 1

	TOTAL	VOTE %	Election Day	Early Voting	Ballot By Mail	Provisional Ballots	Limited Ballots
REP Wayne Christian	1,236	54.62%	339	864	30	3	0
DEM Luke Warford	955	42.20%	257	668	29	1	0
LIB Jaime Andres Diez	48	2.12%	18	29	1	0	0
GRN Hunter Wayne Crow	24	1.06%	6	16	2	0	0
Total Votes Cast	2,263	100.00%	620	1,577	62	4	0
Overvotes	0		0	0	0	0	0
Undervotes	56		18	34	4	0	0
Contest Totals	2,319		638	1,611	66	4	0

**PCT 129**

**Justice, Supreme Court, Place 3**

Vote For 1

	TOTAL	VOTE %		Election Day	Early Voting	Ballot By Mail	Provisional Ballots	Limited Ballots
REP Debra Lehrmann	1,261	55.70%		338	886	34	3	0
DEM Erin A. Nowell	967	42.71%		271	667	28	1	0
LIB Thomas Edward Oxford	36	1.59%		11	25	0	0	0
Total Votes Cast	2,264	100.00%		620	1,578	62	4	0
Overvotes	0			0	0	0	0	0
Undervotes	55			18	33	4	0	0
Contest Totals	2,319			638	1,611	66	4	0

**Justice, Supreme Court, Place 5**

Vote For 1

	TOTAL	VOTE %		Election Day	Early Voting	Ballot By Mail	Provisional Ballots	Limited Ballots
REP Rebeca Huddle	1,271	56.19%		343	893	32	3	0
DEM Amanda Reichel	991	43.81%		278	681	31	1	0
Total Votes Cast	2,262	100.00%		621	1,574	63	4	0
Overvotes	0			0	0	0	0	0
Undervotes	57			17	37	3	0	0
Contest Totals	2,319			638	1,611	66	4	0

**Justice, Supreme Court, Place 9**

Vote For 1

	TOTAL	VOTE %		Election Day	Early Voting	Ballot By Mail	Provisional Ballots	Limited Ballots
REP Evan Young	1,255	55.53%		336	883	33	3	0
DEM Julia Maldonado	1,005	44.47%		287	687	30	1	0
Total Votes Cast	2,260	100.00%		623	1,570	63	4	0
Overvotes	0			0	0	0	0	0
Undervotes	59			15	41	3	0	0
Contest Totals	2,319			638	1,611	66	4	0

**Judge, Court of Criminal Appeals, Place 5**

Vote For 1

	TOTAL	VOTE %		Election Day	Early Voting	Ballot By Mail	Provisional Ballots	Limited Ballots
REP Scott Walker	1,251	55.45%		333	883	32	3	0
DEM Dana Huffman	1,005	44.55%		287	687	30	1	0
Total Votes Cast	2,256	100.00%		620	1,570	62	4	0
Overvotes	0			0	0	0	0	0
Undervotes	63			18	41	4	0	0
Contest Totals	2,319			638	1,611	66	4	0

**PCT 129**

**Judge, Court of Criminal Appeals, Place 6**

Vote For 1

	TOTAL	VOTE %		Election Day	Early Voting	Ballot By Mail	Provisional Ballots	Limited Ballots
REP Jesse F. McClure, III	1,262	56.21%		344	885	30	3	0
DEM Robert Johnson	983	43.79%		273	680	29	1	0
Total Votes Cast	2,245	100.00%		617	1,565	59	4	0
Overvotes	0			0	0	0	0	0
Undervotes	74			21	46	7	0	0
Contest Totals	2,319			638	1,611	66	4	0

**Member, State Board of Education, District 12 CCD**

Vote For 1

	TOTAL	VOTE %		Election Day	Early Voting	Ballot By Mail	Provisional Ballots	Limited Ballots
REP Pam Little	1,240	54.84%		330	873	34	3	0
DEM Alex Cornwallis	947	41.88%		261	656	29	1	0
LIB Christy Mowrey	72	3.18%		29	41	2	0	0
Write-In Totals	2	0.09%		0	2	0	0	0
Total Votes Cast	2,261	100.00%		620	1,572	65	4	0
Overvotes	0			0	0	0	0	0
Undervotes	58			18	39	1	0	0
Contest Totals	2,319			638	1,611	66	4	0

**State Senator, District 8**

Vote For 1

	TOTAL	VOTE %		Election Day	Early Voting	Ballot By Mail	Provisional Ballots	Limited Ballots
REP Angela Paxton	1,173	52.13%		322	818	30	3	0
DEM Jonathan Cocks	1,001	44.49%		267	699	34	1	0
LIB Edward Kless	76	3.38%		27	49	0	0	0
Total Votes Cast	2,250	100.00%		616	1,566	64	4	0
Overvotes	0			0	0	0	0	0
Undervotes	69			22	45	2	0	0
Contest Totals	2,319			638	1,611	66	4	0

**State Representative, District 67**

Vote For 1

	TOTAL	VOTE %		Election Day	Early Voting	Ballot By Mail	Provisional Ballots	Limited Ballots
REP Jeff Leach	1,280	56.59%		351	892	34	3	0
DEM Kevin Morris	982	43.41%		272	680	29	1	0
Total Votes Cast	2,262	100.00%		623	1,572	63	4	0
Overvotes	0			0	0	0	0	0
Undervotes	57			15	39	3	0	0
Contest Totals	2,319			638	1,611	66	4	0



## PCT 129

### Justice, 5th Court of Appeals District, Place 4

Vote For 1

	TOTAL	VOTE %		Election Day	Early Voting	Ballot By Mail	Provisional Ballots	Limited Ballots
REP Emily A. Miskel	1,258	56.14%	<div style="width: 56.14%;"><div style="width: 56.14%;"></div></div>	336	890	29	3	0
DEM Maricela Moore	983	43.86%	<div style="width: 43.86%;"><div style="width: 43.86%;"></div></div>	277	674	31	1	0
Total Votes Cast	2,241	100.00%	<div style="width: 100.00%;"><div style="width: 100.00%;"></div></div>	613	1,564	60	4	0
Overvotes	0			0	0	0	0	0
Undervotes	78			25	47	6	0	0
Contest Totals	2,319			638	1,611	66	4	0

### Justice, 5th Court of Appeals District, Place 7

Vote For 1

	TOTAL	VOTE %		Election Day	Early Voting	Ballot By Mail	Provisional Ballots	Limited Ballots
REP Kristina Williams	1,244	55.59%	<div style="width: 55.59%;"><div style="width: 55.59%;"></div></div>	336	875	30	3	0
DEM Nancy Kennedy	994	44.41%	<div style="width: 44.41%;"><div style="width: 44.41%;"></div></div>	278	685	30	1	0
Total Votes Cast	2,238	100.00%	<div style="width: 100.00%;"><div style="width: 100.00%;"></div></div>	614	1,560	60	4	0
Overvotes	0			0	0	0	0	0
Undervotes	81			24	51	6	0	0
Contest Totals	2,319			638	1,611	66	4	0

### County Judge CCD

Vote For 1

	TOTAL	VOTE %		Election Day	Early Voting	Ballot By Mail	Provisional Ballots	Limited Ballots
REP Chris Hill	1,252	55.57%	<div style="width: 55.57%;"><div style="width: 55.57%;"></div></div>	339	879	31	3	0
DEM Joshua Murray	1,001	44.43%	<div style="width: 44.43%;"><div style="width: 44.43%;"></div></div>	282	688	30	1	0
Total Votes Cast	2,253	100.00%	<div style="width: 100.00%;"><div style="width: 100.00%;"></div></div>	621	1,567	61	4	0
Overvotes	0			0	0	0	0	0
Undervotes	66			17	44	5	0	0
Contest Totals	2,319			638	1,611	66	4	0

### District Clerk CCD




Vote For 1

	TOTAL	VOTE %		Election Day	Early Voting	Ballot By Mail	Provisional Ballots	Limited Ballots
REP Mike Gould	1,277	56.91%	<div style="width: 56.91%;"><div style="width: 56.91%;"></div></div>	348	895	31	3	0
DEM David Brignac	967	43.09%	<div style="width: 43.09%;"><div style="width: 43.09%;"></div></div>	269	668	29	1	0
Total Votes Cast	2,244	100.00%	<div style="width: 100.00%;"><div style="width: 100.00%;"></div></div>	617	1,563	60	4	0
Overvotes	0			0	0	0	0	0
Undervotes	75			21	48	6	0	0
Contest Totals	2,319			638	1,611	66	4	0

## PCT 129

### McKinney, City of - Local Option Election

Vote For 1

	TOTAL	VOTE %		Election Day	Early Voting	Ballot By Mail	Provisional Ballots	Limited Ballots
For	1,639	73.86%		426	1,168	44	1	0
Against	580	26.14%		185	375	18	2	0
Total Votes Cast	2,219	100.00%		611	1,543	62	3	0
Overvotes	0			0	0	0	0	0
Undervotes	100			27	68	4	1	0
Contest Totals	2,319			638	1,611	66	4	0

## PCT 130

### U. S. Representative District 3

Vote For 1

	TOTAL	VOTE %	Election Day	Early Voting	Ballot By Mail	Provisional Ballots	Limited Ballots
REP Keith Self	1,014	48.26%	270	722	22	0	0
DEM Sandeep Srivastava	1,030	49.02%	213	784	32	1	0
LIB Christopher Claytor	57	2.71%	22	35	0	0	0
Total Votes Cast	2,101	100.00%	505	1,541	54	1	0
Overvotes	0		0	0	0	0	0
Undervotes	37		15	21	1	0	0
Contest Totals	2,138		520	1,562	55	1	0

### Governor

Vote For 1

	TOTAL	VOTE %	Election Day	Early Voting	Ballot By Mail	Provisional Ballots	Limited Ballots
REP Greg Abbott	972	45.63%	253	697	21	1	0
DEM Beto O'Rourke	1,120	52.58%	251	835	34	0	0
LIB Mark Tippetts	27	1.27%	12	15	0	0	0
GRN Delilah Barrios	11	0.52%	2	9	0	0	0
Write-In Totals	0	0.00%	0	0	0	0	0
Total Votes Cast	2,130	100.00%	518	1,556	55	1	0
Overvotes	0		0	0	0	0	0
Undervotes	8		2	6	0	0	0
Contest Totals	2,138		520	1,562	55	1	0

### Lieutenant Governor

Vote For 1

	TOTAL	VOTE %	Election Day	Early Voting	Ballot By Mail	Provisional Ballots	Limited Ballots
REP Dan Patrick	949	45.10%	258	672	18	1	0
DEM Mike Collier	1,101	52.33%	225	840	36	0	0
LIB Shanna Steele	54	2.57%	24	30	0	0	0
Total Votes Cast	2,104	100.00%	507	1,542	54	1	0
Overvotes	0		0	0	0	0	0
Undervotes	34		13	20	1	0	0
Contest Totals	2,138		520	1,562	55	1	0

### Attorney General

Vote For 1

	TOTAL	VOTE %	Election Day	Early Voting	Ballot By Mail	Provisional Ballots	Limited Ballots
REP Ken Paxton	935	44.69%	260	654	20	1	0
DEM Rochelle Mercedes Garza	1,071	51.20%	220	817	34	0	0
LIB Mark Ash	86	4.11%	23	63	0	0	0
Total Votes Cast	2,092	100.00%	503	1,534	54	1	0
Overvotes	0		0	0	0	0	0
Undervotes	46		17	28	1	0	0
Contest Totals	2,138		520	1,562	55	1	0

## PCT 130

### Comptroller of Public Accounts

Vote For 1

	TOTAL	VOTE %	Election Day	Early Voting	Ballot By Mail	Provisional Ballots	Limited Ballots
REP Glenn Hegar	1,054	50.72%	275	757	21	1	0
DEM Janet T. Dudding	983	47.31%	203	747	33	0	0
LIB V. Alonzo Echevarria-Garza	41	1.97%	20	21	0	0	0
Total Votes Cast	2,078	100.00%	498	1,525	54	1	0
Overvotes	0		0	0	0	0	0
Undervotes	60		22	37	1	0	0
Contest Totals	2,138		520	1,562	55	1	0

### Commissioner of the General Land Office

Vote For 1

	TOTAL	VOTE %	Election Day	Early Voting	Ballot By Mail	Provisional Ballots	Limited Ballots
REP Dawn Buckingham	1,055	50.84%	279	753	22	1	0
DEM Jay Kleberg	987	47.57%	204	753	30	0	0
GRN Alfred Molison, Jr	33	1.59%	9	24	0	0	0
Write-In Totals	0	0.00%	0	0	0	0	0
Total Votes Cast	2,075	100.00%	492	1,530	52	1	0
Overvotes	0		0	0	0	0	0
Undervotes	63		28	32	3	0	0
Contest Totals	2,138		520	1,562	55	1	0

### Commissioner of Agriculture

Vote For 1

	TOTAL	VOTE %	Election Day	Early Voting	Ballot By Mail	Provisional Ballots	Limited Ballots
REP Sid Miller	1,022	49.44%	276	723	22	1	0
DEM Susan Hays	1,045	50.56%	217	798	30	0	0
Total Votes Cast	2,067	100.00%	493	1,521	52	1	0
Overvotes	0		0	0	0	0	0
Undervotes	71		27	41	3	0	0
Contest Totals	2,138		520	1,562	55	1	0

### Railroad Commissioner

Vote For 1

	TOTAL	VOTE %	Election Day	Early Voting	Ballot By Mail	Provisional Ballots	Limited Ballots
REP Wayne Christian	1,016	48.89%	270	724	21	1	0
DEM Luke Warford	969	46.63%	199	740	30	0	0
LIB Jaime Andres Diez	62	2.98%	23	39	0	0	0
GRN Hunter Wayne Crow	31	1.49%	5	26	0	0	0
Total Votes Cast	2,078	100.00%	497	1,529	51	1	0
Overvotes	0		0	0	0	0	0
Undervotes	60		23	33	4	0	0
Contest Totals	2,138		520	1,562	55	1	0

## PCT 130

### Justice, Supreme Court, Place 3

Vote For 1

	TOTAL	VOTE %		Election Day	Early Voting	Ballot By Mail	Provisional Ballots	Limited Ballots
REP Debra Lehrmann	1,026	49.52%	<div style="width: 49.52%;"><div style="width: 49.52%;"></div></div>	274	730	21	1	0
DEM Erin A. Nowell	1,005	48.50%	<div style="width: 48.50%;"><div style="width: 48.50%;"></div></div>	208	767	30	0	0
LIB Thomas Edward Oxford	41	1.98%	<div style="width: 1.98%;"><div style="width: 1.98%;"></div></div>	15	25	1	0	0
Total Votes Cast	2,072	100.00%	<div style="width: 100.00%;"><div style="width: 100.00%;"></div></div>	497	1,522	52	1	0
Overvotes	0			0	0	0	0	0
Undervotes	66			23	40	3	0	0
Contest Totals	2,138			520	1,562	55	1	0

### Justice, Supreme Court, Place 5

Vote For 1

	TOTAL	VOTE %		Election Day	Early Voting	Ballot By Mail	Provisional Ballots	Limited Ballots
REP Rebeca Huddle	1,039	50.34%	<div style="width: 50.34%;"><div style="width: 50.34%;"></div></div>	283	734	21	1	0
DEM Amanda Reichel	1,025	49.66%	<div style="width: 49.66%;"><div style="width: 49.66%;"></div></div>	212	783	30	0	0
Total Votes Cast	2,064	100.00%	<div style="width: 100.00%;"><div style="width: 100.00%;"></div></div>	495	1,517	51	1	0
Overvotes	0			0	0	0	0	0
Undervotes	74			25	45	4	0	0
Contest Totals	2,138			520	1,562	55	1	0

### Justice, Supreme Court, Place 9

Vote For 1

	TOTAL	VOTE %		Election Day	Early Voting	Ballot By Mail	Provisional Ballots	Limited Ballots
REP Evan Young	1,015	49.32%	<div style="width: 49.32%;"><div style="width: 49.32%;"></div></div>	267	724	23	1	0
DEM Julia Maldonado	1,043	50.68%	<div style="width: 50.68%;"><div style="width: 50.68%;"></div></div>	229	785	29	0	0
Total Votes Cast	2,058	100.00%	<div style="width: 100.00%;"><div style="width: 100.00%;"></div></div>	496	1,509	52	1	0
Overvotes	0			0	0	0	0	0
Undervotes	80			24	53	3	0	0
Contest Totals	2,138			520	1,562	55	1	0

### Judge, Court of Criminal Appeals, Place 5

Vote For 1

	TOTAL	VOTE %		Election Day	Early Voting	Ballot By Mail	Provisional Ballots	Limited Ballots
REP Scott Walker	1,034	50.15%	<div style="width: 50.15%;"><div style="width: 50.15%;"></div></div>	278	734	21	1	0
DEM Dana Huffman	1,028	49.85%	<div style="width: 49.85%;"><div style="width: 49.85%;"></div></div>	218	780	30	0	0
Total Votes Cast	2,062	100.00%	<div style="width: 100.00%;"><div style="width: 100.00%;"></div></div>	496	1,514	51	1	0
Overvotes	1			0	0	1	0	0
Undervotes	75			24	48	3	0	0
Contest Totals	2,138			520	1,562	55	1	0

## PCT 130

### Judge, Court of Criminal Appeals, Place 6

Vote For 1

	TOTAL	VOTE %		Election Day	Early Voting	Ballot By Mail	Provisional Ballots	Limited Ballots
REP Jesse F. McClure, III	1,034	50.24%	<div style="width: 50.24%;"><div style="width: 50.24%;"></div></div>	276	737	20	1	0
DEM Robert Johnson	1,024	49.76%	<div style="width: 49.76%;"><div style="width: 49.76%;"></div></div>	215	777	32	0	0
Total Votes Cast	2,058	100.00%	<div style="width: 100.00%;"><div style="width: 100.00%;"></div></div>	491	1,514	52	1	0
Overvotes	0			0	0	0	0	0
Undervotes	80			29	48	3	0	0
Contest Totals	2,138			520	1,562	55	1	0

### Member, State Board of Education, District 12 CCD

Vote For 1

	TOTAL	VOTE %		Election Day	Early Voting	Ballot By Mail	Provisional Ballots	Limited Ballots
REP Pam Little	1,018	49.27%	<div style="width: 49.27%;"><div style="width: 49.27%;"></div></div>	271	723	23	1	0
DEM Alex Cornwallis	993	48.06%	<div style="width: 48.06%;"><div style="width: 48.06%;"></div></div>	201	762	30	0	0
LIB Christy Mowrey	55	2.66%	<div style="width: 2.66%;"><div style="width: 2.66%;"></div></div>	24	31	0	0	0
Write-In Totals	0	0.00%	<div style="width: 0.00%;"><div style="width: 0.00%;"></div></div>	0	0	0	0	0
Total Votes Cast	2,066	100.00%	<div style="width: 100.00%;"><div style="width: 100.00%;"></div></div>	496	1,516	53	1	0
Overvotes	0			0	0	0	0	0
Undervotes	72			24	46	2	0	0
Contest Totals	2,138			520	1,562	55	1	0

### State Senator, District 8

Vote For 1

	TOTAL	VOTE %		Election Day	Early Voting	Ballot By Mail	Provisional Ballots	Limited Ballots
REP Angela Paxton	952	46.01%	<div style="width: 46.01%;"><div style="width: 46.01%;"></div></div>	259	673	19	1	0
DEM Jonathan Cocks	1,053	50.89%	<div style="width: 50.89%;"><div style="width: 50.89%;"></div></div>	213	807	33	0	0
LIB Edward Kless	64	3.09%	<div style="width: 3.09%;"><div style="width: 3.09%;"></div></div>	23	40	1	0	0
Total Votes Cast	2,069	100.00%	<div style="width: 100.00%;"><div style="width: 100.00%;"></div></div>	495	1,520	53	1	0
Overvotes	0			0	0	0	0	0
Undervotes	69			25	42	2	0	0
Contest Totals	2,138			520	1,562	55	1	0

### State Representative, District 67

Vote For 1

	TOTAL	VOTE %		Election Day	Early Voting	Ballot By Mail	Provisional Ballots	Limited Ballots
REP Jeff Leach	1,047	50.58%	<div style="width: 50.58%;"><div style="width: 50.58%;"></div></div>	275	750	21	1	0
DEM Kevin Morris	1,023	49.42%	<div style="width: 49.42%;"><div style="width: 49.42%;"></div></div>	219	771	33	0	0
Total Votes Cast	2,070	100.00%	<div style="width: 100.00%;"><div style="width: 100.00%;"></div></div>	494	1,521	54	1	0
Overvotes	0			0	0	0	0	0
Undervotes	68			26	41	1	0	0
Contest Totals	2,138			520	1,562	55	1	0

## PCT 130

### Justice, 5th Court of Appeals District, Place 4

Vote For 1

	TOTAL	VOTE %		Election Day	Early Voting	Ballot By Mail	Provisional Ballots	Limited Ballots
REP Emily A. Miskel	1,031	50.19%	<div style="width: 50.19%;"><div style="width: 50.19%;"></div></div>	275	733	22	1	0
DEM Maricela Moore	1,023	49.81%	<div style="width: 49.81%;"><div style="width: 49.81%;"></div></div>	213	780	30	0	0
Total Votes Cast	2,054	100.00%	<div style="width: 100.00%;"><div style="width: 100.00%;"></div></div>	488	1,513	52	1	0
Overvotes	0			0	0	0	0	0
Undervotes	84			32	49	3	0	0
Contest Totals	2,138			520	1,562	55	1	0

### Justice, 5th Court of Appeals District, Place 7

Vote For 1

	TOTAL	VOTE %		Election Day	Early Voting	Ballot By Mail	Provisional Ballots	Limited Ballots
REP Kristina Williams	1,027	50.07%	<div style="width: 50.07%;"><div style="width: 50.07%;"></div></div>	274	732	20	1	0
DEM Nancy Kennedy	1,024	49.93%	<div style="width: 49.93%;"><div style="width: 49.93%;"></div></div>	215	777	32	0	0
Total Votes Cast	2,051	100.00%	<div style="width: 100.00%;"><div style="width: 100.00%;"></div></div>	489	1,509	52	1	0
Overvotes	0			0	0	0	0	0
Undervotes	87			31	53	3	0	0
Contest Totals	2,138			520	1,562	55	1	0

### County Judge CCD

Vote For 1

	TOTAL	VOTE %		Election Day	Early Voting	Ballot By Mail	Provisional Ballots	Limited Ballots
REP Chris Hill	1,017	49.34%	<div style="width: 49.34%;"><div style="width: 49.34%;"></div></div>	278	716	22	1	0
DEM Joshua Murray	1,044	50.66%	<div style="width: 50.66%;"><div style="width: 50.66%;"></div></div>	213	798	33	0	0
Total Votes Cast	2,061	100.00%	<div style="width: 100.00%;"><div style="width: 100.00%;"></div></div>	491	1,514	55	1	0
Overvotes	0			0	0	0	0	0
Undervotes	77			29	48	0	0	0
Contest Totals	2,138			520	1,562	55	1	0

### District Clerk CCD

Vote For 1

	TOTAL	VOTE %		Election Day	Early Voting	Ballot By Mail	Provisional Ballots	Limited Ballots
REP Mike Gould	1,048	50.97%	<div style="width: 50.97%;"><div style="width: 50.97%;"></div></div>	283	741	23	1	0
DEM David Brignac	1,008	49.03%	<div style="width: 49.03%;"><div style="width: 49.03%;"></div></div>	211	766	31	0	0
Total Votes Cast	2,056	100.00%	<div style="width: 100.00%;"><div style="width: 100.00%;"></div></div>	494	1,507	54	1	0
Overvotes	0			0	0	0	0	0
Undervotes	82			26	55	1	0	0
Contest Totals	2,138			520	1,562	55	1	0

## PCT 130

### County Commissioner, Precinct 4

Vote For 1

	TOTAL	VOTE %		Election Day	Early Voting	Ballot By Mail	Provisional Ballots	Limited Ballots
REP Duncan Webb	1,048	51.30%	<div style="width: 51.30%;"><div style="width: 51.30%;"></div></div>	279	747	21	1	0
DEM Jeffrey Williams	995	48.70%	<div style="width: 48.70%;"><div style="width: 48.70%;"></div></div>	207	757	31	0	0
Total Votes Cast	2,043	100.00%	<div style="width: 100.00%;"><div style="width: 100.00%;"></div></div>	486	1,504	52	1	0
Overvotes	0			0	0	0	0	0
Undervotes	95			34	58	3	0	0
Contest Totals	2,138			520	1,562	55	1	0

### Justice of the Peace, Precinct 3

Vote For 1

	TOTAL	VOTE %		Election Day	Early Voting	Ballot By Mail	Provisional Ballots	Limited Ballots
REP Mike Missildine	1,036	50.76%	<div style="width: 50.76%;"><div style="width: 50.76%;"></div></div>	278	735	22	1	0
DEM Irvin Lynn Barrett	1,005	49.24%	<div style="width: 49.24%;"><div style="width: 49.24%;"></div></div>	209	764	32	0	0
Total Votes Cast	2,041	100.00%	<div style="width: 100.00%;"><div style="width: 100.00%;"></div></div>	487	1,499	54	1	0
Overvotes	0			0	0	0	0	0
Undervotes	97			33	63	1	0	0
Contest Totals	2,138			520	1,562	55	1	0

### Plano ISD - Proposition A

Vote For 1

	TOTAL	VOTE %		Election Day	Early Voting	Ballot By Mail	Provisional Ballots	Limited Ballots
For	770	54.57%	<div style="width: 54.57%;"><div style="width: 54.57%;"></div></div>	166	575	28	1	0
Against	641	45.43%	<div style="width: 45.43%;"><div style="width: 45.43%;"></div></div>	176	450	15	0	0
Total Votes Cast	1,411	100.00%	<div style="width: 100.00%;"><div style="width: 100.00%;"></div></div>	342	1,025	43	1	0
Overvotes	0			0	0	0	0	0
Undervotes	111			33	76	2	0	0
Contest Totals	1,522			375	1,101	45	1	0

### Plano ISD - Proposition B

Vote For 1

	TOTAL	VOTE %		Election Day	Early Voting	Ballot By Mail	Provisional Ballots	Limited Ballots
For	814	57.36%	<div style="width: 57.36%;"><div style="width: 57.36%;"></div></div>	185	600	28	1	0
Against	605	42.64%	<div style="width: 42.64%;"><div style="width: 42.64%;"></div></div>	159	431	15	0	0
Total Votes Cast	1,419	100.00%	<div style="width: 100.00%;"><div style="width: 100.00%;"></div></div>	344	1,031	43	1	0
Overvotes	0			0	0	0	0	0
Undervotes	103			31	70	2	0	0
Contest Totals	1,522			375	1,101	45	1	0



## PCT 130

### Plano ISD - Proposition C

Vote For 1

	TOTAL	VOTE %		Election Day	Early Voting	Ballot By Mail	Provisional Ballots	Limited Ballots
For	832	58.76%		190	612	29	1	0
Against	584	41.24%		150	420	14	0	0
Total Votes Cast	1,416	100.00%		340	1,032	43	1	0
Overvotes	0			0	0	0	0	0
Undervotes	106			35	69	2	0	0
Contest Totals	1,522			375	1,101	45	1	0

### Plano ISD - Proposition D

Vote For 1

	TOTAL	VOTE %		Election Day	Early Voting	Ballot By Mail	Provisional Ballots	Limited Ballots
For	763	53.88%		179	554	29	1	0
Against	653	46.12%		164	475	14	0	0
Total Votes Cast	1,416	100.00%		343	1,029	43	1	0
Overvotes	0			0	0	0	0	0
Undervotes	106			32	72	2	0	0
Contest Totals	1,522			375	1,101	45	1	0

### Plano ISD - Proposition E

Vote For 1

	TOTAL	VOTE %		Election Day	Early Voting	Ballot By Mail	Provisional Ballots	Limited Ballots
For	711	50.35%		162	524	24	1	0
Against	701	49.65%		177	507	17	0	0
Total Votes Cast	1,412	100.00%		339	1,031	41	1	0
Overvotes	0			0	0	0	0	0
Undervotes	110			36	70	4	0	0
Contest Totals	1,522			375	1,101	45	1	0

## PCT 131

### U. S. Representative District 3

Vote For 1

	TOTAL	VOTE %	Election Day	Early Voting	Ballot By Mail	Provisional Ballots	Limited Ballots
REP Keith Self	1,046	64.37%	253	759	31	3	0
DEM Sandeep Srivastava	545	33.54%	139	385	20	1	0
LIB Christopher Claytor	34	2.09%	14	19	1	0	0
Total Votes Cast	1,625	100.00%	406	1,163	52	4	0
Overvotes	0		0	0	0	0	0
Undervotes	22		10	12	0	0	0
Contest Totals	1,647		416	1,175	52	4	0

### Governor

Vote For 1

	TOTAL	VOTE %	Election Day	Early Voting	Ballot By Mail	Provisional Ballots	Limited Ballots
REP Greg Abbott	1,035	63.03%	254	749	29	3	0
DEM Beto O'Rourke	585	35.63%	155	408	21	1	0
LIB Mark Tippetts	17	1.04%	4	11	2	0	0
GRN Delilah Barrios	4	0.24%	1	3	0	0	0
Write-In Totals	1	0.06%	0	1	0	0	0
Total Votes Cast	1,642	100.00%	414	1,172	52	4	0
Overvotes	0		0	0	0	0	0
Undervotes	5		2	3	0	0	0
Contest Totals	1,647		416	1,175	52	4	0

### Lieutenant Governor

Vote For 1

	TOTAL	VOTE %	Election Day	Early Voting	Ballot By Mail	Provisional Ballots	Limited Ballots
REP Dan Patrick	991	61.02%	245	716	27	3	0
DEM Mike Collier	600	36.95%	143	432	24	1	0
LIB Shanna Steele	33	2.03%	18	14	1	0	0
Total Votes Cast	1,624	100.00%	406	1,162	52	4	0
Overvotes	0		0	0	0	0	0
Undervotes	23		10	13	0	0	0
Contest Totals	1,647		416	1,175	52	4	0

### Attorney General

Vote For 1

	TOTAL	VOTE %	Election Day	Early Voting	Ballot By Mail	Provisional Ballots	Limited Ballots
REP Ken Paxton	950	59.23%	236	687	25	2	0
DEM Rochelle Mercedes Garza	594	37.03%	152	417	24	1	0
LIB Mark Ash	60	3.74%	16	42	1	1	0
Total Votes Cast	1,604	100.00%	404	1,146	50	4	0
Overvotes	0		0	0	0	0	0
Undervotes	43		12	29	2	0	0
Contest Totals	1,647		416	1,175	52	4	0

**PCT 131**

**Comptroller of Public Accounts**

Vote For 1

	TOTAL	VOTE %	Election Day	Early Voting	Ballot By Mail	Provisional Ballots	Limited Ballots
REP Glenn Hegar	1,059	65.78%	254	772	30	3	0
DEM Janet T. Dudding	522	32.42%	129	370	22	1	0
LIB V. Alonzo Echevarria-Garza	29	1.80%	16	13	0	0	0
Total Votes Cast	1,610	100.00%	399	1,155	52	4	0
Overvotes	0		0	0	0	0	0
Undervotes	37		17	20	0	0	0
Contest Totals	1,647		416	1,175	52	4	0

**Commissioner of the General Land Office**

Vote For 1

	TOTAL	VOTE %	Election Day	Early Voting	Ballot By Mail	Provisional Ballots	Limited Ballots
REP Dawn Buckingham	1,049	65.52%	259	756	31	3	0
DEM Jay Kleberg	542	33.85%	135	387	19	1	0
GRN Alfred Molison, Jr	9	0.56%	3	5	1	0	0
Write-In Totals	1	0.06%	1	0	0	0	0
Total Votes Cast	1,601	100.00%	398	1,148	51	4	0
Overvotes	0		0	0	0	0	0
Undervotes	46		18	27	1	0	0
Contest Totals	1,647		416	1,175	52	4	0

**Commissioner of Agriculture**

Vote For 1

	TOTAL	VOTE %	Election Day	Early Voting	Ballot By Mail	Provisional Ballots	Limited Ballots
REP Sid Miller	1,038	64.83%	256	749	30	3	0
DEM Susan Hays	563	35.17%	138	403	21	1	0
Total Votes Cast	1,601	100.00%	394	1,152	51	4	0
Overvotes	0		0	0	0	0	0
Undervotes	46		22	23	1	0	0
Contest Totals	1,647		416	1,175	52	4	0

**Railroad Commissioner**

Vote For 1

	TOTAL	VOTE %	Election Day	Early Voting	Ballot By Mail	Provisional Ballots	Limited Ballots
REP Wayne Christian	1,033	64.44%	249	750	31	3	0
DEM Luke Warford	516	32.19%	124	374	17	1	0
LIB Jaime Andres Diez	39	2.43%	17	21	1	0	0
GRN Hunter Wayne Crow	15	0.94%	8	5	2	0	0
Total Votes Cast	1,603	100.00%	398	1,150	51	4	0
Overvotes	0		0	0	0	0	0
Undervotes	44		18	25	1	0	0
Contest Totals	1,647		416	1,175	52	4	0

## PCT 131

### Justice, Supreme Court, Place 3

Vote For 1

	TOTAL	VOTE %	Election Day	Early Voting	Ballot By Mail	Provisional Ballots	Limited Ballots
REP Debra Lehrmann	1,036	64.75%	249	756	28	3	0
DEM Erin A. Nowell	531	33.19%	133	376	21	1	0
LIB Thomas Edward Oxford	33	2.06%	14	18	1	0	0
Total Votes Cast	1,600	100.00%	396	1,150	50	4	0
Overvotes	0		0	0	0	0	0
Undervotes	47		20	25	2	0	0
Contest Totals	1,647		416	1,175	52	4	0

### Justice, Supreme Court, Place 5

Vote For 1

	TOTAL	VOTE %	Election Day	Early Voting	Ballot By Mail	Provisional Ballots	Limited Ballots
REP Rebeca Huddle	1,050	65.71%	256	762	29	3	0
DEM Amanda Reichel	548	34.29%	139	387	21	1	0
Total Votes Cast	1,598	100.00%	395	1,149	50	4	0
Overvotes	0		0	0	0	0	0
Undervotes	49		21	26	2	0	0
Contest Totals	1,647		416	1,175	52	4	0

### Justice, Supreme Court, Place 9

Vote For 1

	TOTAL	VOTE %	Election Day	Early Voting	Ballot By Mail	Provisional Ballots	Limited Ballots
REP Evan Young	1,042	65.17%	251	759	29	3	0
DEM Julia Maldonado	557	34.83%	144	392	20	1	0
Total Votes Cast	1,599	100.00%	395	1,151	49	4	0
Overvotes	0		0	0	0	0	0
Undervotes	48		21	24	3	0	0
Contest Totals	1,647		416	1,175	52	4	0

### Judge, Court of Criminal Appeals, Place 5

Vote For 1

	TOTAL	VOTE %	Election Day	Early Voting	Ballot By Mail	Provisional Ballots	Limited Ballots
REP Scott Walker	1,044	65.37%	249	761	31	3	0
DEM Dana Huffman	553	34.63%	146	386	20	1	0
Total Votes Cast	1,597	100.00%	395	1,147	51	4	0
Overvotes	0		0	0	0	0	0
Undervotes	50		21	28	1	0	0
Contest Totals	1,647		416	1,175	52	4	0

## PCT 131

### Judge, Court of Criminal Appeals, Place 6

Vote For 1

	TOTAL	VOTE %	Election Day	Early Voting	Ballot By Mail	Provisional Ballots	Limited Ballots
REP Jesse F. McClure, III	1,049	66.10%	251	765	30	3	0
DEM Robert Johnson	538	33.90%	140	378	19	1	0
Total Votes Cast	1,587	100.00%	391	1,143	49	4	0
Overvotes	0		0	0	0	0	0
Undervotes	60		25	32	3	0	0
Contest Totals	1,647		416	1,175	52	4	0

### Member, State Board of Education, District 12 CCD

Vote For 1

	TOTAL	VOTE %	Election Day	Early Voting	Ballot By Mail	Provisional Ballots	Limited Ballots
REP Pam Little	1,027	64.51%	247	748	29	3	0
DEM Alex Cornwallis	524	32.91%	131	374	18	1	0
LIB Christy Mowrey	41	2.58%	17	21	3	0	0
Write-In Totals	0	0.00%	0	0	0	0	0
Total Votes Cast	1,592	100.00%	395	1,143	50	4	0
Overvotes	0		0	0	0	0	0
Undervotes	55		21	32	2	0	0
Contest Totals	1,647		416	1,175	52	4	0

### State Senator, District 8

Vote For 1

	TOTAL	VOTE %	Election Day	Early Voting	Ballot By Mail	Provisional Ballots	Limited Ballots
REP Angela Paxton	971	60.92%	240	702	27	2	0
DEM Jonathan Cocks	566	35.51%	135	408	22	1	0
LIB Edward Kless	57	3.58%	19	36	1	1	0
Total Votes Cast	1,594	100.00%	394	1,146	50	4	0
Overvotes	0		0	0	0	0	0
Undervotes	53		22	29	2	0	0
Contest Totals	1,647		416	1,175	52	4	0

### State Representative, District 61

Vote For 1

	TOTAL	VOTE %	Election Day	Early Voting	Ballot By Mail	Provisional Ballots	Limited Ballots
REP Frederick Frazier	1,029	64.64%	247	752	28	2	0
DEM Sheena King	563	35.36%	149	389	23	2	0
Total Votes Cast	1,592	100.00%	396	1,141	51	4	0
Overvotes	0		0	0	0	0	0
Undervotes	55		20	34	1	0	0
Contest Totals	1,647		416	1,175	52	4	0

## PCT 131

### Justice, 5th Court of Appeals District, Place 4

Vote For 1

	TOTAL	VOTE %	Election Day	Early Voting	Ballot By Mail	Provisional Ballots	Limited Ballots
REP Emily A. Miskel	1,047	66.02%	255	761	28	3	0
DEM Maricela Moore	539	33.98%	139	379	20	1	0
Total Votes Cast	1,586	100.00%	394	1,140	48	4	0
Overvotes	0		0	0	0	0	0
Undervotes	61		22	35	4	0	0
Contest Totals	1,647		416	1,175	52	4	0

### Justice, 5th Court of Appeals District, Place 7

Vote For 1

	TOTAL	VOTE %	Election Day	Early Voting	Ballot By Mail	Provisional Ballots	Limited Ballots
REP Kristina Williams	1,039	65.43%	250	758	28	3	0
DEM Nancy Kennedy	549	34.57%	142	386	20	1	0
Total Votes Cast	1,588	100.00%	392	1,144	48	4	0
Overvotes	0		0	0	0	0	0
Undervotes	59		24	31	4	0	0
Contest Totals	1,647		416	1,175	52	4	0

### County Judge CCD

Vote For 1

	TOTAL	VOTE %	Election Day	Early Voting	Ballot By Mail	Provisional Ballots	Limited Ballots
REP Chris Hill	1,054	66.12%	254	766	31	3	0
DEM Joshua Murray	540	33.88%	141	381	17	1	0
Total Votes Cast	1,594	100.00%	395	1,147	48	4	0
Overvotes	0		0	0	0	0	0
Undervotes	53		21	28	4	0	0
Contest Totals	1,647		416	1,175	52	4	0

### District Clerk CCD




Vote For 1

	TOTAL	VOTE %	Election Day	Early Voting	Ballot By Mail	Provisional Ballots	Limited Ballots
REP Mike Gould	1,040	65.74%	252	756	29	3	0
DEM David Brignac	542	34.26%	141	382	18	1	0
Total Votes Cast	1,582	100.00%	393	1,138	47	4	0
Overvotes	0		0	0	0	0	0
Undervotes	65		23	37	5	0	0
Contest Totals	1,647		416	1,175	52	4	0

## PCT 131




### Justice of the Peace, Precinct 4

Vote For 1

	TOTAL	VOTE %		Election Day	Early Voting	Ballot By Mail	Provisional Ballots	Limited Ballots
REP Vincent Venegoni	1,042	65.95%		253	758	28	3	0
DEM Adam Kern	538	34.05%		141	379	18	0	0
Total Votes Cast	1,580	100.00%		394	1,137	46	3	0
Overvotes	0			0	0	0	0	0
Undervotes	67			22	38	6	1	0
Contest Totals	1,647			416	1,175	52	4	0

### McKinney, City of - Local Option Election

Vote For 1

	TOTAL	VOTE %		Election Day	Early Voting	Ballot By Mail	Provisional Ballots	Limited Ballots
For	1,149	72.68%		291	830	26	2	0
Against	432	27.32%		109	302	19	2	0
Total Votes Cast	1,581	100.00%		400	1,132	45	4	0
Overvotes	0			0	0	0	0	0
Undervotes	66			16	43	7	0	0
Contest Totals	1,647			416	1,175	52	4	0

## PCT 132

### U. S. Representative, District 4

Vote For 1

	TOTAL	VOTE %	Election Day	Early Voting	Ballot By Mail	Provisional Ballots	Limited Ballots
REP Pat Fallon	695	43.99%	177	488	30	0	0
DEM Iro Omere	847	53.61%	150	648	48	1	0
LIB John Simmons	38	2.41%	13	24	1	0	0
Total Votes Cast	1,580	100.00%	340	1,160	79	1	0
Overvotes	0		0	0	0	0	0
Undervotes	25		8	14	3	0	0
Contest Totals	1,605		348	1,174	82	1	0

### Governor

Vote For 1

	TOTAL	VOTE %	Election Day	Early Voting	Ballot By Mail	Provisional Ballots	Limited Ballots
REP Greg Abbott	676	42.17%	164	482	30	0	0
DEM Beto O'Rourke	905	56.46%	173	681	50	1	0
LIB Mark Tippetts	17	1.06%	6	10	1	0	0
GRN Delilah Barrios	4	0.25%	3	1	0	0	0
Write-In Totals	1	0.06%	1	0	0	0	0
Total Votes Cast	1,603	100.00%	347	1,174	81	1	0
Overvotes	0		0	0	0	0	0
Undervotes	2		1	0	1	0	0
Contest Totals	1,605		348	1,174	82	1	0

### Lieutenant Governor

Vote For 1

	TOTAL	VOTE %	Election Day	Early Voting	Ballot By Mail	Provisional Ballots	Limited Ballots
REP Dan Patrick	649	40.82%	163	458	28	0	0
DEM Mike Collier	907	57.04%	166	690	50	1	0
LIB Shanna Steele	34	2.14%	12	20	2	0	0
Total Votes Cast	1,590	100.00%	341	1,168	80	1	0
Overvotes	0		0	0	0	0	0
Undervotes	15		7	6	2	0	0
Contest Totals	1,605		348	1,174	82	1	0

### Attorney General

Vote For 1

	TOTAL	VOTE %	Election Day	Early Voting	Ballot By Mail	Provisional Ballots	Limited Ballots
REP Ken Paxton	635	40.29%	163	445	27	0	0
DEM Rochelle Mercedes Garza	889	56.41%	163	678	47	1	0
LIB Mark Ash	52	3.30%	14	35	3	0	0
Total Votes Cast	1,576	100.00%	340	1,158	77	1	0
Overvotes	0		0	0	0	0	0
Undervotes	29		8	16	5	0	0
Contest Totals	1,605		348	1,174	82	1	0



## PCT 132

### Comptroller of Public Accounts

Vote For 1

	TOTAL	VOTE %	Election Day	Early Voting	Ballot By Mail	Provisional Ballots	Limited Ballots
REP Glenn Hegar	721	45.95%	180	514	27	0	0
DEM Janet T. Dudding	812	51.75%	136	625	50	1	0
LIB V. Alonzo Echevarria-Garza	36	2.29%	16	18	2	0	0
Total Votes Cast	1,569	100.00%	332	1,157	79	1	0
Overvotes	0		0	0	0	0	0
Undervotes	36		16	17	3	0	0
Contest Totals	1,605		348	1,174	82	1	0

### Commissioner of the General Land Office

Vote For 1

	TOTAL	VOTE %	Election Day	Early Voting	Ballot By Mail	Provisional Ballots	Limited Ballots
REP Dawn Buckingham	702	44.91%	179	493	30	0	0
DEM Jay Kleberg	840	53.74%	147	643	49	1	0
GRN Alfred Molison, Jr	21	1.34%	5	16	0	0	0
Write-In Totals	0	0.00%	0	0	0	0	0
Total Votes Cast	1,563	100.00%	331	1,152	79	1	0
Overvotes	0		0	0	0	0	0
Undervotes	42		17	22	3	0	0
Contest Totals	1,605		348	1,174	82	1	0

### Commissioner of Agriculture

Vote For 1

	TOTAL	VOTE %	Election Day	Early Voting	Ballot By Mail	Provisional Ballots	Limited Ballots
REP Sid Miller	702	44.97%	181	489	32	0	0
DEM Susan Hays	859	55.03%	149	661	48	1	0
Total Votes Cast	1,561	100.00%	330	1,150	80	1	0
Overvotes	0		0	0	0	0	0
Undervotes	44		18	24	2	0	0
Contest Totals	1,605		348	1,174	82	1	0

### Railroad Commissioner

Vote For 1

	TOTAL	VOTE %	Election Day	Early Voting	Ballot By Mail	Provisional Ballots	Limited Ballots
REP Wayne Christian	690	44.06%	174	489	27	0	0
DEM Luke Warford	805	51.40%	135	620	49	1	0
LIB Jaime Andres Diez	49	3.13%	16	29	4	0	0
GRN Hunter Wayne Crow	22	1.40%	7	15	0	0	0
Total Votes Cast	1,566	100.00%	332	1,153	80	1	0
Overvotes	0		0	0	0	0	0
Undervotes	39		16	21	2	0	0
Contest Totals	1,605		348	1,174	82	1	0

## PCT 132

### Justice, Supreme Court, Place 3

Vote For 1

	TOTAL	VOTE %	Election Day	Early Voting	Ballot By Mail	Provisional Ballots	Limited Ballots
REP Debra Lehrmann	712	45.44%	179	502	31	0	0
DEM Erin A. Nowell	823	52.52%	144	631	47	1	0
LIB Thomas Edward Oxford	32	2.04%	13	17	2	0	0
Total Votes Cast	1,567	100.00%	336	1,150	80	1	0
Overvotes	0		0	0	0	0	0
Undervotes	38		12	24	2	0	0
Contest Totals	1,605		348	1,174	82	1	0

### Justice, Supreme Court, Place 5

Vote For 1

	TOTAL	VOTE %	Election Day	Early Voting	Ballot By Mail	Provisional Ballots	Limited Ballots
REP Rebeca Huddle	719	46.12%	182	507	30	0	0
DEM Amanda Reichel	840	53.88%	153	638	48	1	0
Total Votes Cast	1,559	100.00%	335	1,145	78	1	0
Overvotes	0		0	0	0	0	0
Undervotes	46		13	29	4	0	0
Contest Totals	1,605		348	1,174	82	1	0

### Justice, Supreme Court, Place 9

Vote For 1

	TOTAL	VOTE %	Election Day	Early Voting	Ballot By Mail	Provisional Ballots	Limited Ballots
REP Evan Young	712	45.88%	178	502	32	0	0
DEM Julia Maldonado	840	54.12%	152	640	47	1	0
Total Votes Cast	1,552	100.00%	330	1,142	79	1	0
Overvotes	0		0	0	0	0	0
Undervotes	53		18	32	3	0	0
Contest Totals	1,605		348	1,174	82	1	0

### Judge, Court of Criminal Appeals, Place 5

Vote For 1

	TOTAL	VOTE %	Election Day	Early Voting	Ballot By Mail	Provisional Ballots	Limited Ballots
REP Scott Walker	704	45.27%	174	498	32	0	0
DEM Dana Huffman	851	54.73%	157	645	48	1	0
Total Votes Cast	1,555	100.00%	331	1,143	80	1	0
Overvotes	0		0	0	0	0	0
Undervotes	50		17	31	2	0	0
Contest Totals	1,605		348	1,174	82	1	0

## PCT 132

### Judge, Court of Criminal Appeals, Place 6

Vote For 1

	TOTAL	VOTE %		Election Day	Early Voting	Ballot By Mail	Provisional Ballots	Limited Ballots
REP Jesse F. McClure, III	709	45.98%	<div style="width: 45.98%;"><div style="width: 45.98%;"></div></div>	179	500	30	0	0
DEM Robert Johnson	833	54.02%	<div style="width: 54.02%;"><div style="width: 54.02%;"></div></div>	146	637	49	1	0
Total Votes Cast	1,542	100.00%	<div style="width: 100.00%;"><div style="width: 100.00%;"></div></div>	325	1,137	79	1	0
Overvotes	0			0	0	0	0	0
Undervotes	63			23	37	3	0	0
Contest Totals	1,605			348	1,174	82	1	0

### Member, State Board of Education, District 12 CCD

Vote For 1

	TOTAL	VOTE %		Election Day	Early Voting	Ballot By Mail	Provisional Ballots	Limited Ballots
REP Pam Little	697	44.82%	<div style="width: 44.82%;"><div style="width: 44.82%;"></div></div>	170	498	29	0	0
DEM Alex Cornwallis	805	51.77%	<div style="width: 51.77%;"><div style="width: 51.77%;"></div></div>	143	614	47	1	0
LIB Christy Mowrey	53	3.41%	<div style="width: 3.41%;"><div style="width: 3.41%;"></div></div>	16	34	3	0	0
Write-In Totals	0	0.00%	<div style="width: 0.00%;"><div style="width: 0.00%;"></div></div>	0	0	0	0	0
Total Votes Cast	1,555	100.00%	<div style="width: 100.00%;"><div style="width: 100.00%;"></div></div>	329	1,146	79	1	0
Overvotes	0			0	0	0	0	0
Undervotes	50			19	28	3	0	0
Contest Totals	1,605			348	1,174	82	1	0

### State Senator, District 2

Vote For 1

	TOTAL	VOTE %		Election Day	Early Voting	Ballot By Mail	Provisional Ballots	Limited Ballots
REP Bob Hall	699	45.13%	<div style="width: 45.13%;"><div style="width: 45.13%;"></div></div>	174	493	32	0	0
DEM Prince S. Giador	850	54.87%	<div style="width: 54.87%;"><div style="width: 54.87%;"></div></div>	157	644	48	1	0
Total Votes Cast	1,549	100.00%	<div style="width: 100.00%;"><div style="width: 100.00%;"></div></div>	331	1,137	80	1	0
Overvotes	0			0	0	0	0	0
Undervotes	56			17	37	2	0	0
Contest Totals	1,605			348	1,174	82	1	0

### State Representative, District 70




Vote For 1

	TOTAL	VOTE %		Election Day	Early Voting	Ballot By Mail	Provisional Ballots	Limited Ballots
REP Jamee Jolly	715	46.04%	<div style="width: 46.04%;"><div style="width: 46.04%;"></div></div>	178	506	31	0	0
DEM Mihaela Elizabeth Plesa	838	53.96%	<div style="width: 53.96%;"><div style="width: 53.96%;"></div></div>	152	636	49	1	0
Total Votes Cast	1,553	100.00%	<div style="width: 100.00%;"><div style="width: 100.00%;"></div></div>	330	1,142	80	1	0
Overvotes	0			0	0	0	0	0
Undervotes	52			18	32	2	0	0
Contest Totals	1,605			348	1,174	82	1	0

## PCT 132




### Justice, 5th Court of Appeals District, Place 4

Vote For 1

	TOTAL	VOTE %		Election Day	Early Voting	Ballot By Mail	Provisional Ballots	Limited Ballots
REP Emily A. Miskel	710	46.19%		184	494	32	0	0
DEM Maricela Moore	827	53.81%		143	638	45	1	0
Total Votes Cast	1,537	100.00%		327	1,132	77	1	0
Overvotes	0			0	0	0	0	0
Undervotes	68			21	42	5	0	0
Contest Totals	1,605			348	1,174	82	1	0




### Justice, 5th Court of Appeals District, Place 7

Vote For 1

	TOTAL	VOTE %		Election Day	Early Voting	Ballot By Mail	Provisional Ballots	Limited Ballots
REP Kristina Williams	699	45.45%		177	492	30	0	0
DEM Nancy Kennedy	839	54.55%		152	639	47	1	0
Total Votes Cast	1,538	100.00%		329	1,131	77	1	0
Overvotes	0			0	0	0	0	0
Undervotes	67			19	43	5	0	0
Contest Totals	1,605			348	1,174	82	1	0




### County Judge CCD

Vote For 1

	TOTAL	VOTE %		Election Day	Early Voting	Ballot By Mail	Provisional Ballots	Limited Ballots
REP Chris Hill	718	46.26%		181	506	31	0	0
DEM Joshua Murray	834	53.74%		151	636	46	1	0
Total Votes Cast	1,552	100.00%		332	1,142	77	1	0
Overvotes	0			0	0	0	0	0
Undervotes	53			16	32	5	0	0
Contest Totals	1,605			348	1,174	82	1	0

### District Clerk CCD

Vote For 1

	TOTAL	VOTE %		Election Day	Early Voting	Ballot By Mail	Provisional Ballots	Limited Ballots
REP Mike Gould	724	46.98%		185	507	32	0	0
DEM David Brignac	817	53.02%		143	628	45	1	0
Total Votes Cast	1,541	100.00%		328	1,135	77	1	0
Overvotes	0			0	0	0	0	0
Undervotes	64			20	39	5	0	0
Contest Totals	1,605			348	1,174	82	1	0

## PCT 132

### County Commissioner, Precinct 4

Vote For 1

	TOTAL	VOTE %		Election Day	Early Voting	Ballot By Mail	Provisional Ballots	Limited Ballots
REP Duncan Webb	710	46.04%	<div style="width: 46.04%;"><div style="width: 46.04%;"></div></div>	180	499	31	0	0
DEM Jeffrey Williams	832	53.96%	<div style="width: 53.96%;"><div style="width: 53.96%;"></div></div>	148	638	45	1	0
Total Votes Cast	1,542	100.00%	<div style="width: 100.00%;"><div style="width: 100.00%;"></div></div>	328	1,137	76	1	0
Overvotes	0			0	0	0	0	0
Undervotes	63			20	37	6	0	0
Contest Totals	1,605			348	1,174	82	1	0

### Justice of the Peace, Precinct 3

Vote For 1

	TOTAL	VOTE %		Election Day	Early Voting	Ballot By Mail	Provisional Ballots	Limited Ballots
REP Mike Missildine	709	46.07%	<div style="width: 46.07%;"><div style="width: 46.07%;"></div></div>	181	496	32	0	0
DEM Irvin Lynn Barrett	830	53.93%	<div style="width: 53.93%;"><div style="width: 53.93%;"></div></div>	145	639	45	1	0
Total Votes Cast	1,539	100.00%	<div style="width: 100.00%;"><div style="width: 100.00%;"></div></div>	326	1,135	77	1	0
Overvotes	0			0	0	0	0	0
Undervotes	66			22	39	5	0	0
Contest Totals	1,605			348	1,174	82	1	0

### Dallas, City of - Proposition A

Vote For 1

	TOTAL	VOTE %		Election Day	Early Voting	Ballot By Mail	Provisional Ballots	Limited Ballots
For	966	64.62%	<div style="width: 64.62%;"><div style="width: 64.62%;"></div></div>	193	727	45	1	0
Against	529	35.38%	<div style="width: 35.38%;"><div style="width: 35.38%;"></div></div>	126	379	24	0	0
Total Votes Cast	1,495	100.00%	<div style="width: 100.00%;"><div style="width: 100.00%;"></div></div>	319	1,106	69	1	0
Overvotes	0			0	0	0	0	0
Undervotes	110			29	68	13	0	0
Contest Totals	1,605			348	1,174	82	1	0

### Plano ISD - Proposition A

Vote For 1

	TOTAL	VOTE %		Election Day	Early Voting	Ballot By Mail	Provisional Ballots	Limited Ballots
For	681	45.80%	<div style="width: 45.80%;"><div style="width: 45.80%;"></div></div>	142	504	34	1	0
Against	806	54.20%	<div style="width: 54.20%;"><div style="width: 54.20%;"></div></div>	178	594	34	0	0
Total Votes Cast	1,487	100.00%	<div style="width: 100.00%;"><div style="width: 100.00%;"></div></div>	320	1,098	68	1	0
Overvotes	0			0	0	0	0	0
Undervotes	118			28	76	14	0	0
Contest Totals	1,605			348	1,174	82	1	0

## PCT 132

### Plano ISD - Proposition B

Vote For 1

	TOTAL	VOTE %		Election Day	Early Voting	Ballot By Mail	Provisional Ballots	Limited Ballots
For	792	53.01%	<div style="width: 53.01%;"><div style="width: 53.01%;"></div></div>	175	577	39	1	0
Against	702	46.99%	<div style="width: 46.99%;"><div style="width: 46.99%;"></div></div>	143	527	32	0	0
Total Votes Cast	1,494	100.00%	<div style="width: 100.00%;"><div style="width: 100.00%;"></div></div>	318	1,104	71	1	0
Overvotes	0			0	0	0	0	0
Undervotes	111			30	70	11	0	0
Contest Totals	1,605			348	1,174	82	1	0

### Plano ISD - Proposition C

Vote For 1

	TOTAL	VOTE %		Election Day	Early Voting	Ballot By Mail	Provisional Ballots	Limited Ballots
For	787	52.64%	<div style="width: 52.64%;"><div style="width: 52.64%;"></div></div>	171	578	37	1	0
Against	708	47.36%	<div style="width: 47.36%;"><div style="width: 47.36%;"></div></div>	147	527	34	0	0
Total Votes Cast	1,495	100.00%	<div style="width: 100.00%;"><div style="width: 100.00%;"></div></div>	318	1,105	71	1	0
Overvotes	0			0	0	0	0	0
Undervotes	110			30	69	11	0	0
Contest Totals	1,605			348	1,174	82	1	0

### Plano ISD - Proposition D

Vote For 1

	TOTAL	VOTE %		Election Day	Early Voting	Ballot By Mail	Provisional Ballots	Limited Ballots
For	666	44.64%	<div style="width: 44.64%;"><div style="width: 44.64%;"></div></div>	143	494	28	1	0
Against	826	55.36%	<div style="width: 55.36%;"><div style="width: 55.36%;"></div></div>	174	609	43	0	0
Total Votes Cast	1,492	100.00%	<div style="width: 100.00%;"><div style="width: 100.00%;"></div></div>	317	1,103	71	1	0
Overvotes	0			0	0	0	0	0
Undervotes	113			31	71	11	0	0
Contest Totals	1,605			348	1,174	82	1	0

### Plano ISD - Proposition E

Vote For 1

	TOTAL	VOTE %		Election Day	Early Voting	Ballot By Mail	Provisional Ballots	Limited Ballots
For	561	37.75%	<div style="width: 37.75%;"><div style="width: 37.75%;"></div></div>	121	414	25	1	0
Against	925	62.25%	<div style="width: 62.25%;"><div style="width: 62.25%;"></div></div>	196	681	48	0	0
Total Votes Cast	1,486	100.00%	<div style="width: 100.00%;"><div style="width: 100.00%;"></div></div>	317	1,095	73	1	0
Overvotes	0			0	0	0	0	0
Undervotes	118			31	79	8	0	0
Contest Totals	1,604			348	1,174	81	1	0

## PCT 133

### U. S. Representative District 3

Vote For 1

	TOTAL	VOTE %	Election Day	Early Voting	Ballot By Mail	Provisional Ballots	Limited Ballots
REP Keith Self	639	55.61%	196	425	17	1	0
DEM Sandeep Srivastava	473	41.17%	132	324	16	1	0
LIB Christopher Claytor	37	3.22%	14	23	0	0	0
Total Votes Cast	1,149	100.00%	342	772	33	2	0
Overvotes	0		0	0	0	0	0
Undervotes	28		10	16	2	0	0
Contest Totals	1,177		352	788	35	2	0

### Governor

Vote For 1

	TOTAL	VOTE %	Election Day	Early Voting	Ballot By Mail	Provisional Ballots	Limited Ballots
REP Greg Abbott	634	54.05%	196	420	17	1	0
DEM Beto O'Rourke	519	44.25%	147	355	16	1	0
LIB Mark Tippetts	15	1.28%	6	9	0	0	0
GRN Delilah Barrios	4	0.34%	1	3	0	0	0
Write-In Totals	1	0.09%	1	0	0	0	0
Total Votes Cast	1,173	100.00%	351	787	33	2	0
Overvotes	0		0	0	0	0	0
Undervotes	4		1	1	2	0	0
Contest Totals	1,177		352	788	35	2	0

### Lieutenant Governor

Vote For 1

	TOTAL	VOTE %	Election Day	Early Voting	Ballot By Mail	Provisional Ballots	Limited Ballots
REP Dan Patrick	616	53.38%	193	406	16	1	0
DEM Mike Collier	505	43.76%	138	349	17	1	0
LIB Shanna Steele	33	2.86%	12	20	1	0	0
Total Votes Cast	1,154	100.00%	343	775	34	2	0
Overvotes	0		0	0	0	0	0
Undervotes	23		9	13	1	0	0
Contest Totals	1,177		352	788	35	2	0

### Attorney General

Vote For 1

	TOTAL	VOTE %	Election Day	Early Voting	Ballot By Mail	Provisional Ballots	Limited Ballots
REP Ken Paxton	599	52.36%	195	389	14	1	0
DEM Rochelle Mercedes Garza	493	43.09%	133	342	17	1	0
LIB Mark Ash	52	4.55%	10	40	2	0	0
Total Votes Cast	1,144	100.00%	338	771	33	2	0
Overvotes	0		0	0	0	0	0
Undervotes	33		14	17	2	0	0
Contest Totals	1,177		352	788	35	2	0

## PCT 133

### Comptroller of Public Accounts

Vote For 1

	TOTAL	VOTE %	Election Day	Early Voting	Ballot By Mail	Provisional Ballots	Limited Ballots
REP Glenn Hegar	642	56.32%	197	427	17	1	0
DEM Janet T. Dudding	466	40.88%	129	320	16	1	0
LIB V. Alonzo Echevarria-Garza	32	2.81%	8	24	0	0	0
Total Votes Cast	1,140	100.00%	334	771	33	2	0
Overvotes	0		0	0	0	0	0
Undervotes	37		18	17	2	0	0
Contest Totals	1,177		352	788	35	2	0

### Commissioner of the General Land Office

Vote For 1

	TOTAL	VOTE %	Election Day	Early Voting	Ballot By Mail	Provisional Ballots	Limited Ballots
REP Dawn Buckingham	641	56.33%	198	425	17	1	0
DEM Jay Kleberg	478	42.00%	131	329	17	1	0
GRN Alfred Molison, Jr	19	1.67%	7	12	0	0	0
Write-In Totals	0	0.00%	0	0	0	0	0
Total Votes Cast	1,138	100.00%	336	766	34	2	0
Overvotes	0		0	0	0	0	0
Undervotes	39		16	22	1	0	0
Contest Totals	1,177		352	788	35	2	0

### Commissioner of Agriculture

Vote For 1

	TOTAL	VOTE %	Election Day	Early Voting	Ballot By Mail	Provisional Ballots	Limited Ballots
REP Sid Miller	650	57.17%	202	430	17	1	0
DEM Susan Hays	487	42.83%	133	336	17	1	0
Total Votes Cast	1,137	100.00%	335	766	34	2	0
Overvotes	0		0	0	0	0	0
Undervotes	40		17	22	1	0	0
Contest Totals	1,177		352	788	35	2	0

### Railroad Commissioner

Vote For 1

	TOTAL	VOTE %	Election Day	Early Voting	Ballot By Mail	Provisional Ballots	Limited Ballots
REP Wayne Christian	630	55.21%	192	420	17	1	0
DEM Luke Warford	455	39.88%	120	317	17	1	0
LIB Jaime Andres Diez	40	3.51%	15	25	0	0	0
GRN Hunter Wayne Crow	16	1.40%	8	8	0	0	0
Total Votes Cast	1,141	100.00%	335	770	34	2	0
Overvotes	0		0	0	0	0	0
Undervotes	36		17	18	1	0	0
Contest Totals	1,177		352	788	35	2	0



## PCT 133

### Justice, Supreme Court, Place 3

Vote For 1

	TOTAL	VOTE %		Election Day	Early Voting	Ballot By Mail	Provisional Ballots	Limited Ballots
REP Debra Lehrmann	634	55.81%	<div style="width: 55.81%;"><div style="width: 55.81%;"></div></div>	196	420	17	1	0
DEM Erin A. Nowell	469	41.29%	<div style="width: 41.29%;"><div style="width: 41.29%;"></div></div>	131	320	17	1	0
LIB Thomas Edward Oxford	33	2.90%	<div style="width: 2.90%;"><div style="width: 2.90%;"></div></div>	10	23	0	0	0
Total Votes Cast	1,136	100.00%	<div style="width: 100.00%;"><div style="width: 100.00%;"></div></div>	337	763	34	2	0
Overvotes	0			0	0	0	0	0
Undervotes	41			15	25	1	0	0
Contest Totals	1,177			352	788	35	2	0

### Justice, Supreme Court, Place 5

Vote For 1

	TOTAL	VOTE %		Election Day	Early Voting	Ballot By Mail	Provisional Ballots	Limited Ballots
REP Rebeca Huddle	650	57.37%	<div style="width: 57.37%;"><div style="width: 57.37%;"></div></div>	202	431	16	1	0
DEM Amanda Reichel	483	42.63%	<div style="width: 42.63%;"><div style="width: 42.63%;"></div></div>	132	333	17	1	0
Total Votes Cast	1,133	100.00%	<div style="width: 100.00%;"><div style="width: 100.00%;"></div></div>	334	764	33	2	0
Overvotes	0			0	0	0	0	0
Undervotes	44			18	24	2	0	0
Contest Totals	1,177			352	788	35	2	0

### Justice, Supreme Court, Place 9

Vote For 1

	TOTAL	VOTE %		Election Day	Early Voting	Ballot By Mail	Provisional Ballots	Limited Ballots
REP Evan Young	645	57.13%	<div style="width: 57.13%;"><div style="width: 57.13%;"></div></div>	202	425	17	1	0
DEM Julia Maldonado	484	42.87%	<div style="width: 42.87%;"><div style="width: 42.87%;"></div></div>	131	335	17	1	0
Total Votes Cast	1,129	100.00%	<div style="width: 100.00%;"><div style="width: 100.00%;"></div></div>	333	760	34	2	0
Overvotes	0			0	0	0	0	0
Undervotes	48			19	28	1	0	0
Contest Totals	1,177			352	788	35	2	0

### Judge, Court of Criminal Appeals, Place 5

Vote For 1

	TOTAL	VOTE %		Election Day	Early Voting	Ballot By Mail	Provisional Ballots	Limited Ballots
REP Scott Walker	651	57.71%	<div style="width: 57.71%;"><div style="width: 57.71%;"></div></div>	200	433	17	1	0
DEM Dana Huffman	477	42.29%	<div style="width: 42.29%;"><div style="width: 42.29%;"></div></div>	132	327	17	1	0
Total Votes Cast	1,128	100.00%	<div style="width: 100.00%;"><div style="width: 100.00%;"></div></div>	332	760	34	2	0
Overvotes	0			0	0	0	0	0
Undervotes	49			20	28	1	0	0
Contest Totals	1,177			352	788	35	2	0

**PCT 133**

**Judge, Court of Criminal Appeals, Place 6**

Vote For 1

	TOTAL	VOTE %	Election Day	Early Voting	Ballot By Mail	Provisional Ballots	Limited Ballots
REP Jesse F. McClure, III	648	57.65%	200	429	18	1	0
DEM Robert Johnson	476	42.35%	131	328	16	1	0
Total Votes Cast	1,124	100.00%	331	757	34	2	0
Overvotes	0		0	0	0	0	0
Undervotes	53		21	31	1	0	0
Contest Totals	1,177		352	788	35	2	0

**Member, State Board of Education, District 12 CCD**

Vote For 1

	TOTAL	VOTE %	Election Day	Early Voting	Ballot By Mail	Provisional Ballots	Limited Ballots
REP Pam Little	623	54.99%	190	414	18	1	0
DEM Alex Cornwallis	456	40.25%	122	317	16	1	0
LIB Christy Mowrey	53	4.68%	20	33	0	0	0
Write-In Totals	1	0.09%	1	0	0	0	0
Total Votes Cast	1,133	100.00%	333	764	34	2	0
Overvotes	0		0	0	0	0	0
Undervotes	44		19	24	1	0	0
Contest Totals	1,177		352	788	35	2	0

**State Senator, District 8**

Vote For 1

	TOTAL	VOTE %	Election Day	Early Voting	Ballot By Mail	Provisional Ballots	Limited Ballots
REP Angela Paxton	618	54.35%	199	401	17	1	0
DEM Jonathan Cocks	484	42.57%	127	339	17	1	0
LIB Edward Kless	35	3.08%	8	27	0	0	0
Total Votes Cast	1,137	100.00%	334	767	34	2	0
Overvotes	0		0	0	0	0	0
Undervotes	40		18	21	1	0	0
Contest Totals	1,177		352	788	35	2	0

**Justice, 5th Court of Appeals District, Place 4**

Vote For 1

	TOTAL	VOTE %	Election Day	Early Voting	Ballot By Mail	Provisional Ballots	Limited Ballots
REP Emily A. Miskel	640	57.25%	197	424	18	1	0
DEM Maricela Moore	478	42.75%	129	332	16	1	0
Total Votes Cast	1,118	100.00%	326	756	34	2	0
Overvotes	0		0	0	0	0	0
Undervotes	59		26	32	1	0	0
Contest Totals	1,177		352	788	35	2	0

## PCT 133

### Justice, 5th Court of Appeals District, Place 7

Vote For 1

	TOTAL	VOTE %		Election Day	Early Voting	Ballot By Mail	Provisional Ballots	Limited Ballots
REP Kristina Williams	647	57.41%	<div style="width: 57.41%;"><div style="width: 57.41%;"></div></div>	201	428	17	1	0
DEM Nancy Kennedy	480	42.59%	<div style="width: 42.59%;"><div style="width: 42.59%;"></div></div>	130	331	18	1	0
Total Votes Cast	1,127	100.00%	<div style="width: 100.00%;"><div style="width: 100.00%;"></div></div>	331	759	35	2	0
Overvotes	0			0	0	0	0	0
Undervotes	50			21	29	0	0	0
Contest Totals	1,177			352	788	35	2	0

### County Judge CCD

Vote For 1

	TOTAL	VOTE %		Election Day	Early Voting	Ballot By Mail	Provisional Ballots	Limited Ballots
REP Chris Hill	647	57.05%	<div style="width: 57.05%;"><div style="width: 57.05%;"></div></div>	200	429	17	1	0
DEM Joshua Murray	487	42.95%	<div style="width: 42.95%;"><div style="width: 42.95%;"></div></div>	132	336	18	1	0
Total Votes Cast	1,134	100.00%	<div style="width: 100.00%;"><div style="width: 100.00%;"></div></div>	332	765	35	2	0
Overvotes	0			0	0	0	0	0
Undervotes	43			20	23	0	0	0
Contest Totals	1,177			352	788	35	2	0

### District Clerk CCD

Vote For 1

	TOTAL	VOTE %		Election Day	Early Voting	Ballot By Mail	Provisional Ballots	Limited Ballots
REP Mike Gould	647	57.72%	<div style="width: 57.72%;"><div style="width: 57.72%;"></div></div>	200	429	17	1	0
DEM David Brignac	474	42.28%	<div style="width: 42.28%;"><div style="width: 42.28%;"></div></div>	127	329	17	1	0
Total Votes Cast	1,121	100.00%	<div style="width: 100.00%;"><div style="width: 100.00%;"></div></div>	327	758	34	2	0
Overvotes	0			0	0	0	0	0
Undervotes	56			25	30	1	0	0
Contest Totals	1,177			352	788	35	2	0

### Justice of the Peace, Precinct 2

Vote For 1

	TOTAL	VOTE %		Election Day	Early Voting	Ballot By Mail	Provisional Ballots	Limited Ballots
REP Ellen Skinner	650	57.62%	<div style="width: 57.62%;"><div style="width: 57.62%;"></div></div>	202	429	18	1	0
DEM Jennifer McKenzie	478	42.38%	<div style="width: 42.38%;"><div style="width: 42.38%;"></div></div>	128	332	17	1	0
Total Votes Cast	1,128	100.00%	<div style="width: 100.00%;"><div style="width: 100.00%;"></div></div>	330	761	35	2	0
Overvotes	0			0	0	0	0	0
Undervotes	49			22	27	0	0	0
Contest Totals	1,177			352	788	35	2	0

## PCT 133

### Wylie ISD - Trustee, Place 1

Vote For 1

	TOTAL	VOTE %		Election Day	Early Voting	Ballot By Mail	Provisional Ballots	Limited Ballots
Jill Palmer	346	35.85%		121	215	10	0	0
Stacie Smith	619	64.15%		155	444	18	2	0
Total Votes Cast	965	100.00%		276	659	28	2	0
Overvotes	0			0	0	0	0	0
Undervotes	212			76	129	7	0	0
Contest Totals	1,177			352	788	35	2	0

### Wylie ISD - Trustee, Place 2

Vote For 1

	TOTAL	VOTE %		Election Day	Early Voting	Ballot By Mail	Provisional Ballots	Limited Ballots
Jeffrey Keech	340	35.20%		110	223	6	1	0
Mike Williams	626	64.80%		167	438	20	1	0
Total Votes Cast	966	100.00%		277	661	26	2	0
Overvotes	0			0	0	0	0	0
Undervotes	211			75	127	9	0	0
Contest Totals	1,177			352	788	35	2	0

### Wylie ISD - Trustee, Place 5

Vote For 1

	TOTAL	VOTE %		Election Day	Early Voting	Ballot By Mail	Provisional Ballots	Limited Ballots
Virgie Montgomery	582	60.12%		150	413	17	2	0
Kevin Brooks	386	39.88%		127	248	11	0	0
Total Votes Cast	968	100.00%		277	661	28	2	0
Overvotes	0			0	0	0	0	0
Undervotes	209			75	127	7	0	0
Contest Totals	1,177			352	788	35	2	0

### Wylie ISD - Trustee, Place 6

Vote For 1

	TOTAL	VOTE %		Election Day	Early Voting	Ballot By Mail	Provisional Ballots	Limited Ballots
Jacob Day	595	64.05%		159	419	15	2	0
Michael Schwerin	334	35.95%		106	217	11	0	0
Total Votes Cast	929	100.00%		265	636	26	2	0
Overvotes	0			0	0	0	0	0
Undervotes	248			87	152	9	0	0
Contest Totals	1,177			352	788	35	2	0

## PCT 134

### U. S. Representative, District 4

Vote For 1

	TOTAL	VOTE %	Election Day	Early Voting	Ballot By Mail	Provisional Ballots	Limited Ballots
REP Pat Fallon	869	46.40%	283	572	13	1	0
DEM Iro Omere	960	51.25%	270	668	21	1	0
LIB John Simmons	44	2.35%	18	26	0	0	0
Total Votes Cast	1,873	100.00%	571	1,266	34	2	0
Overvotes	0		0	0	0	0	0
Undervotes	33		14	19	0	0	0
Contest Totals	1,906		585	1,285	34	2	0

### Governor

Vote For 1

	TOTAL	VOTE %	Election Day	Early Voting	Ballot By Mail	Provisional Ballots	Limited Ballots
REP Greg Abbott	857	45.03%	286	557	13	1	0
DEM Beto O'Rourke	1,031	54.18%	289	721	20	1	0
LIB Mark Tippetts	11	0.58%	6	4	1	0	0
GRN Delilah Barrios	4	0.21%	2	2	0	0	0
Write-In Totals	0	0.00%	0	0	0	0	0
Total Votes Cast	1,903	100.00%	583	1,284	34	2	0
Overvotes	0		0	0	0	0	0
Undervotes	3		2	1	0	0	0
Contest Totals	1,906		585	1,285	34	2	0

### Lieutenant Governor

Vote For 1

	TOTAL	VOTE %	Election Day	Early Voting	Ballot By Mail	Provisional Ballots	Limited Ballots
REP Dan Patrick	850	45.12%	281	556	12	1	0
DEM Mike Collier	986	52.34%	272	693	20	1	0
LIB Shanna Steele	48	2.55%	21	25	2	0	0
Total Votes Cast	1,884	100.00%	574	1,274	34	2	0
Overvotes	0		0	0	0	0	0
Undervotes	22		11	11	0	0	0
Contest Totals	1,906		585	1,285	34	2	0

### Attorney General

Vote For 1

	TOTAL	VOTE %	Election Day	Early Voting	Ballot By Mail	Provisional Ballots	Limited Ballots
REP Ken Paxton	826	44.01%	272	540	13	1	0
DEM Rochelle Mercedes Garza	993	52.90%	280	693	19	1	0
LIB Mark Ash	58	3.09%	20	36	2	0	0
Total Votes Cast	1,877	100.00%	572	1,269	34	2	0
Overvotes	0		0	0	0	0	0
Undervotes	29		13	16	0	0	0
Contest Totals	1,906		585	1,285	34	2	0

## PCT 134

### Comptroller of Public Accounts

Vote For 1

	TOTAL	VOTE %	Election Day	Early Voting	Ballot By Mail	Provisional Ballots	Limited Ballots
REP Glenn Hegar	891	47.57%	291	586	13	1	0
DEM Janet T. Dudding	939	50.13%	259	660	19	1	0
LIB V. Alonzo Echevarria-Garza	43	2.30%	24	18	1	0	0
Total Votes Cast	1,873	100.00%	574	1,264	33	2	0
Overvotes	0		0	0	0	0	0
Undervotes	33		11	21	1	0	0
Contest Totals	1,906		585	1,285	34	2	0

### Commissioner of the General Land Office

Vote For 1

	TOTAL	VOTE %	Election Day	Early Voting	Ballot By Mail	Provisional Ballots	Limited Ballots
REP Dawn Buckingham	877	46.85%	287	576	14	0	0
DEM Jay Kleberg	975	52.08%	270	685	19	1	0
GRN Alfred Molison, Jr	20	1.07%	13	6	0	1	0
Write-In Totals	0	0.00%	0	0	0	0	0
Total Votes Cast	1,872	100.00%	570	1,267	33	2	0
Overvotes	0		0	0	0	0	0
Undervotes	34		15	18	1	0	0
Contest Totals	1,906		585	1,285	34	2	0

### Commissioner of Agriculture

Vote For 1

	TOTAL	VOTE %	Election Day	Early Voting	Ballot By Mail	Provisional Ballots	Limited Ballots
REP Sid Miller	886	47.40%	292	580	13	1	0
DEM Susan Hays	983	52.60%	278	684	20	1	0
Total Votes Cast	1,869	100.00%	570	1,264	33	2	0
Overvotes	0		0	0	0	0	0
Undervotes	37		15	21	1	0	0
Contest Totals	1,906		585	1,285	34	2	0

### Railroad Commissioner

Vote For 1

	TOTAL	VOTE %	Election Day	Early Voting	Ballot By Mail	Provisional Ballots	Limited Ballots
REP Wayne Christian	861	46.22%	280	568	13	0	0
DEM Luke Warford	925	49.65%	253	654	17	1	0
LIB Jaime Andres Diez	63	3.38%	31	30	2	0	0
GRN Hunter Wayne Crow	14	0.75%	6	7	0	1	0
Total Votes Cast	1,863	100.00%	570	1,259	32	2	0
Overvotes	0		0	0	0	0	0
Undervotes	43		15	26	2	0	0
Contest Totals	1,906		585	1,285	34	2	0

## PCT 134

### Justice, Supreme Court, Place 3

Vote For 1

	TOTAL	VOTE %	Election Day	Early Voting	Ballot By Mail	Provisional Ballots	Limited Ballots
REP Debra Lehrmann	867	46.17%	284	569	13	1	0
DEM Erin A. Nowell	975	51.92%	272	682	20	1	0
LIB Thomas Edward Oxford	36	1.92%	19	16	1	0	0
Total Votes Cast	1,878	100.00%	575	1,267	34	2	0
Overvotes	0		0	0	0	0	0
Undervotes	28		10	18	0	0	0
Contest Totals	1,906		585	1,285	34	2	0

### Justice, Supreme Court, Place 5

Vote For 1

	TOTAL	VOTE %	Election Day	Early Voting	Ballot By Mail	Provisional Ballots	Limited Ballots
REP Rebeca Huddle	875	46.84%	291	570	13	1	0
DEM Amanda Reichel	993	53.16%	281	691	20	1	0
Total Votes Cast	1,868	100.00%	572	1,261	33	2	0
Overvotes	0		0	0	0	0	0
Undervotes	38		13	24	1	0	0
Contest Totals	1,906		585	1,285	34	2	0

### Justice, Supreme Court, Place 9

Vote For 1

	TOTAL	VOTE %	Election Day	Early Voting	Ballot By Mail	Provisional Ballots	Limited Ballots
REP Evan Young	873	46.78%	285	574	13	1	0
DEM Julia Maldonado	993	53.22%	286	686	20	1	0
Total Votes Cast	1,866	100.00%	571	1,260	33	2	0
Overvotes	0		0	0	0	0	0
Undervotes	40		14	25	1	0	0
Contest Totals	1,906		585	1,285	34	2	0

### Judge, Court of Criminal Appeals, Place 5

Vote For 1

	TOTAL	VOTE %	Election Day	Early Voting	Ballot By Mail	Provisional Ballots	Limited Ballots
REP Scott Walker	865	46.48%	288	563	13	1	0
DEM Dana Huffman	996	53.52%	282	693	20	1	0
Total Votes Cast	1,861	100.00%	570	1,256	33	2	0
Overvotes	0		0	0	0	0	0
Undervotes	45		15	29	1	0	0
Contest Totals	1,906		585	1,285	34	2	0

## PCT 134

### Judge, Court of Criminal Appeals, Place 6

Vote For 1

	TOTAL	VOTE %		Election Day	Early Voting	Ballot By Mail	Provisional Ballots	Limited Ballots
REP Jesse F. McClure, III	865	46.58%	<div style="width: 46.58%;"><div style="width: 46.58%;"></div></div>	286	565	13	1	0
DEM Robert Johnson	992	53.42%	<div style="width: 53.42%;"><div style="width: 53.42%;"></div></div>	282	689	20	1	0
Total Votes Cast	1,857	100.00%	<div style="width: 100%;"><div style="width: 100%;"></div></div>	568	1,254	33	2	0
Overvotes	0			0	0	0	0	0
Undervotes	49			17	31	1	0	0
Contest Totals	1,906			585	1,285	34	2	0

### Member, State Board of Education, District 12 CCD

Vote For 1

	TOTAL	VOTE %		Election Day	Early Voting	Ballot By Mail	Provisional Ballots	Limited Ballots
REP Pam Little	852	45.86%	<div style="width: 45.86%;"><div style="width: 45.86%;"></div></div>	280	558	13	1	0
DEM Alex Cornwallis	946	50.92%	<div style="width: 50.92%;"><div style="width: 50.92%;"></div></div>	258	669	18	1	0
LIB Christy Mowrey	59	3.18%	<div style="width: 3.18%;"><div style="width: 3.18%;"></div></div>	27	30	2	0	0
Write-In Totals	1	0.05%	<div style="width: 0.05%;"><div style="width: 0.05%;"></div></div>	0	1	0	0	0
Total Votes Cast	1,858	100.00%	<div style="width: 100%;"><div style="width: 100%;"></div></div>	565	1,258	33	2	0
Overvotes	0			0	0	0	0	0
Undervotes	48			20	27	1	0	0
Contest Totals	1,906			585	1,285	34	2	0

### State Representative, District 61

Vote For 1

	TOTAL	VOTE %		Election Day	Early Voting	Ballot By Mail	Provisional Ballots	Limited Ballots
REP Frederick Frazier	867	46.64%	<div style="width: 46.64%;"><div style="width: 46.64%;"></div></div>	286	567	13	1	0
DEM Sheena King	992	53.36%	<div style="width: 53.36%;"><div style="width: 53.36%;"></div></div>	283	689	20	0	0
Total Votes Cast	1,859	100.00%	<div style="width: 100%;"><div style="width: 100%;"></div></div>	569	1,256	33	1	0
Overvotes	0			0	0	0	0	0
Undervotes	47			16	29	1	1	0
Contest Totals	1,906			585	1,285	34	2	0

### Justice, 5th Court of Appeals District, Place 4

Vote For 1

	TOTAL	VOTE %		Election Day	Early Voting	Ballot By Mail	Provisional Ballots	Limited Ballots
REP Emily A. Miskel	866	46.91%	<div style="width: 46.91%;"><div style="width: 46.91%;"></div></div>	281	570	14	1	0
DEM Maricela Moore	980	53.09%	<div style="width: 53.09%;"><div style="width: 53.09%;"></div></div>	280	680	19	1	0
Total Votes Cast	1,846	100.00%	<div style="width: 100%;"><div style="width: 100%;"></div></div>	561	1,250	33	2	0
Overvotes	0			0	0	0	0	0
Undervotes	60			24	35	1	0	0
Contest Totals	1,906			585	1,285	34	2	0



## PCT 134

### Justice, 5th Court of Appeals District, Place 7

Vote For 1

	TOTAL	VOTE %	Election Day	Early Voting	Ballot By Mail	Provisional Ballots	Limited Ballots
REP Kristina Williams	872	46.88%	286	572	13	1	0
DEM Nancy Kennedy	988	53.12%	278	688	21	1	0
Total Votes Cast	1,860	100.00%	564	1,260	34	2	0
Overvotes	0		0	0	0	0	0
Undervotes	46		21	25	0	0	0
Contest Totals	1,906		585	1,285	34	2	0

### County Judge CCD

Vote For 1

	TOTAL	VOTE %	Election Day	Early Voting	Ballot By Mail	Provisional Ballots	Limited Ballots
REP Chris Hill	877	47.05%	289	574	13	1	0
DEM Joshua Murray	987	52.95%	280	685	21	1	0
Total Votes Cast	1,864	100.00%	569	1,259	34	2	0
Overvotes	0		0	0	0	0	0
Undervotes	42		16	26	0	0	0
Contest Totals	1,906		585	1,285	34	2	0

### District Clerk CCD

Vote For 1

	TOTAL	VOTE %	Election Day	Early Voting	Ballot By Mail	Provisional Ballots	Limited Ballots
REP Mike Gould	876	47.30%	291	571	13	1	0
DEM David Brignac	976	52.70%	272	682	21	1	0
Total Votes Cast	1,852	100.00%	563	1,253	34	2	0
Overvotes	0		0	0	0	0	0
Undervotes	54		22	32	0	0	0
Contest Totals	1,906		585	1,285	34	2	0

### Justice of the Peace, Precinct 4

Vote For 1

	TOTAL	VOTE %	Election Day	Early Voting	Ballot By Mail	Provisional Ballots	Limited Ballots
REP Vincent Venegoni	873	46.89%	291	568	13	1	0
DEM Adam Kern	989	53.11%	276	691	21	1	0
Total Votes Cast	1,862	100.00%	567	1,259	34	2	0
Overvotes	0		0	0	0	0	0
Undervotes	44		18	26	0	0	0
Contest Totals	1,906		585	1,285	34	2	0

## PCT 135

### U. S. Representative, District 4

Vote For 1

	TOTAL	VOTE %	Election Day	Early Voting	Ballot By Mail	Provisional Ballots	Limited Ballots
REP Pat Fallon	965	45.78%	287	650	25	3	0
DEM Iro Omere	1,096	51.99%	262	787	44	3	0
LIB John Simmons	47	2.23%	17	29	1	0	0
Total Votes Cast	2,108	100.00%	566	1,466	70	6	0
Overvotes	0		0	0	0	0	0
Undervotes	44		18	25	1	0	0
Contest Totals	2,152		584	1,491	71	6	0

### Governor

Vote For 1

	TOTAL	VOTE %	Election Day	Early Voting	Ballot By Mail	Provisional Ballots	Limited Ballots
REP Greg Abbott	945	44.10%	278	638	26	3	0
DEM Beto O'Rourke	1,172	54.69%	292	832	45	3	0
LIB Mark Tippetts	21	0.98%	7	14	0	0	0
GRN Delilah Barrios	5	0.23%	3	2	0	0	0
Write-In Totals	0	0.00%	0	0	0	0	0
Total Votes Cast	2,143	100.00%	580	1,486	71	6	0
Overvotes	0		0	0	0	0	0
Undervotes	9		4	5	0	0	0
Contest Totals	2,152		584	1,491	71	6	0

### Lieutenant Governor

Vote For 1

	TOTAL	VOTE %	Election Day	Early Voting	Ballot By Mail	Provisional Ballots	Limited Ballots
REP Dan Patrick	925	43.61%	283	614	25	3	0
DEM Mike Collier	1,147	54.08%	271	828	45	3	0
LIB Shanna Steele	49	2.31%	17	31	1	0	0
Total Votes Cast	2,121	100.00%	571	1,473	71	6	0
Overvotes	0		0	0	0	0	0
Undervotes	31		13	18	0	0	0
Contest Totals	2,152		584	1,491	71	6	0

### Attorney General

Vote For 1

	TOTAL	VOTE %	Election Day	Early Voting	Ballot By Mail	Provisional Ballots	Limited Ballots
REP Ken Paxton	890	42.32%	268	595	24	3	0
DEM Rochelle Mercedes Garza	1,151	54.73%	280	823	45	3	0
LIB Mark Ash	62	2.95%	19	41	2	0	0
Total Votes Cast	2,103	100.00%	567	1,459	71	6	0
Overvotes	0		0	0	0	0	0
Undervotes	49		17	32	0	0	0
Contest Totals	2,152		584	1,491	71	6	0

## PCT 135

### Comptroller of Public Accounts

Vote For 1

	TOTAL	VOTE %		Election Day	Early Voting	Ballot By Mail	Provisional Ballots	Limited Ballots
REP Glenn Hegar	986	47.06%	<div style="width: 47.06%;"><div style="width: 47.06%;"></div></div>	289	668	26	3	0
DEM Janet T. Dudding	1,073	51.22%	<div style="width: 51.22%;"><div style="width: 51.22%;"></div></div>	252	773	45	3	0
LIB V. Alonzo Echevarria-Garza	36	1.72%	<div style="width: 1.72%;"><div style="width: 1.72%;"></div></div>	16	20	0	0	0
Total Votes Cast	2,095	100.00%	<div style="width: 100.00%;"><div style="width: 100.00%;"></div></div>	557	1,461	71	6	0
Overvotes	0			0	0	0	0	0
Undervotes	57			27	30	0	0	0
Contest Totals	2,152			584	1,491	71	6	0

### Commissioner of the General Land Office

Vote For 1

	TOTAL	VOTE %		Election Day	Early Voting	Ballot By Mail	Provisional Ballots	Limited Ballots
REP Dawn Buckingham	982	46.92%	<div style="width: 46.92%;"><div style="width: 46.92%;"></div></div>	291	662	26	3	0
DEM Jay Kleberg	1,082	51.70%	<div style="width: 51.70%;"><div style="width: 51.70%;"></div></div>	254	782	43	3	0
GRN Alfred Molison, Jr	28	1.34%	<div style="width: 1.34%;"><div style="width: 1.34%;"></div></div>	12	15	1	0	0
Write-In Totals	1	0.05%	<div style="width: 0.05%;"><div style="width: 0.05%;"></div></div>	0	1	0	0	0
Total Votes Cast	2,093	100.00%	<div style="width: 100.00%;"><div style="width: 100.00%;"></div></div>	557	1,460	70	6	0
Overvotes	0			0	0	0	0	0
Undervotes	59			27	31	1	0	0
Contest Totals	2,152			584	1,491	71	6	0

### Commissioner of Agriculture

Vote For 1

	TOTAL	VOTE %		Election Day	Early Voting	Ballot By Mail	Provisional Ballots	Limited Ballots
REP Sid Miller	982	46.92%	<div style="width: 46.92%;"><div style="width: 46.92%;"></div></div>	291	662	26	3	0
DEM Susan Hays	1,111	53.08%	<div style="width: 53.08%;"><div style="width: 53.08%;"></div></div>	266	798	44	3	0
Total Votes Cast	2,093	100.00%	<div style="width: 100.00%;"><div style="width: 100.00%;"></div></div>	557	1,460	70	6	0
Overvotes	0			0	0	0	0	0
Undervotes	59			27	31	1	0	0
Contest Totals	2,152			584	1,491	71	6	0

### Railroad Commissioner

Vote For 1

	TOTAL	VOTE %		Election Day	Early Voting	Ballot By Mail	Provisional Ballots	Limited Ballots
REP Wayne Christian	965	46.31%	<div style="width: 46.31%;"><div style="width: 46.31%;"></div></div>	284	653	25	3	0
DEM Luke Warford	1,048	50.29%	<div style="width: 50.29%;"><div style="width: 50.29%;"></div></div>	238	768	39	3	0
LIB Jaime Andres Diez	52	2.50%	<div style="width: 2.50%;"><div style="width: 2.50%;"></div></div>	25	22	5	0	0
GRN Hunter Wayne Crow	19	0.91%	<div style="width: 0.91%;"><div style="width: 0.91%;"></div></div>	7	12	0	0	0
Total Votes Cast	2,084	100.00%	<div style="width: 100.00%;"><div style="width: 100.00%;"></div></div>	554	1,455	69	6	0
Overvotes	0			0	0	0	0	0
Undervotes	68			30	36	2	0	0
Contest Totals	2,152			584	1,491	71	6	0

## PCT 135

### Justice, Supreme Court, Place 3

Vote For 1

	TOTAL	VOTE %	Election Day	Early Voting	Ballot By Mail	Provisional Ballots	Limited Ballots
REP Debra Lehrmann	972	46.48%	279	666	24	3	0
DEM Erin A. Nowell	1,089	52.08%	264	780	42	3	0
LIB Thomas Edward Oxford	30	1.43%	14	13	3	0	0
Total Votes Cast	2,091	100.00%	557	1,459	69	6	0
Overvotes	0		0	0	0	0	0
Undervotes	61		27	32	2	0	0
Contest Totals	2,152		584	1,491	71	6	0

### Justice, Supreme Court, Place 5

Vote For 1

	TOTAL	VOTE %	Election Day	Early Voting	Ballot By Mail	Provisional Ballots	Limited Ballots
REP Rebeca Huddle	981	47.01%	283	669	26	3	0
DEM Amanda Reichel	1,106	52.99%	272	788	43	3	0
Total Votes Cast	2,087	100.00%	555	1,457	69	6	0
Overvotes	0		0	0	0	0	0
Undervotes	65		29	34	2	0	0
Contest Totals	2,152		584	1,491	71	6	0

### Justice, Supreme Court, Place 9

Vote For 1

	TOTAL	VOTE %	Election Day	Early Voting	Ballot By Mail	Provisional Ballots	Limited Ballots
REP Evan Young	971	46.55%	283	659	26	3	0
DEM Julia Maldonado	1,115	53.45%	272	796	44	3	0
Total Votes Cast	2,086	100.00%	555	1,455	70	6	0
Overvotes	0		0	0	0	0	0
Undervotes	66		29	36	1	0	0
Contest Totals	2,152		584	1,491	71	6	0

### Judge, Court of Criminal Appeals, Place 5




Vote For 1

	TOTAL	VOTE %	Election Day	Early Voting	Ballot By Mail	Provisional Ballots	Limited Ballots
REP Scott Walker	971	46.77%	286	657	25	3	0
DEM Dana Huffman	1,105	53.23%	265	794	43	3	0
Total Votes Cast	2,076	100.00%	551	1,451	68	6	0
Overvotes	0		0	0	0	0	0
Undervotes	76		33	40	3	0	0
Contest Totals	2,152		584	1,491	71	6	0

## PCT 135






### Judge, Court of Criminal Appeals, Place 6

Vote For 1

	TOTAL	VOTE %		Election Day	Early Voting	Ballot By Mail	Provisional Ballots	Limited Ballots
REP Jesse F. McClure, III	983	47.37%		286	669	25	3	0
DEM Robert Johnson	1,092	52.63%		265	781	43	3	0
Total Votes Cast	2,075	100.00%		551	1,450	68	6	0
Overvotes	0			0	0	0	0	0
Undervotes	77			33	41	3	0	0
Contest Totals	2,152			584	1,491	71	6	0





### Member, State Board of Education, District 12 CCD

Vote For 1

	TOTAL	VOTE %		Election Day	Early Voting	Ballot By Mail	Provisional Ballots	Limited Ballots
REP Pam Little	954	45.93%		277	648	26	3	0
DEM Alex Cornwallis	1,068	51.42%		254	770	41	3	0
LIB Christy Mowrey	54	2.60%		21	31	2	0	0
Write-In Totals	1	0.05%		0	1	0	0	0
Total Votes Cast	2,077	100.00%		552	1,450	69	6	0
Overvotes	0			0	0	0	0	0
Undervotes	75			32	41	2	0	0
Contest Totals	2,152			584	1,491	71	6	0




### State Senator, District 8

Vote For 1

	TOTAL	VOTE %		Election Day	Early Voting	Ballot By Mail	Provisional Ballots	Limited Ballots
REP Angela Paxton	919	44.08%		274	617	25	3	0
DEM Jonathan Cocks	1,113	53.38%		263	803	44	3	0
LIB Edward Kless	53	2.54%		20	33	0	0	0
Total Votes Cast	2,085	100.00%		557	1,453	69	6	0
Overvotes	0			0	0	0	0	0
Undervotes	67			27	38	2	0	0
Contest Totals	2,152			584	1,491	71	6	0

### State Representative, District 70




Vote For 1

	TOTAL	VOTE %		Election Day	Early Voting	Ballot By Mail	Provisional Ballots	Limited Ballots
REP Jamee Jolly	980	46.85%		291	661	25	3	0
DEM Mihaela Elizabeth Plesa	1,112	53.15%		267	798	44	3	0
Total Votes Cast	2,092	100.00%		558	1,459	69	6	0
Overvotes	0			0	0	0	0	0
Undervotes	60			26	32	2	0	0
Contest Totals	2,152			584	1,491	71	6	0

## PCT 135




### Justice, 5th Court of Appeals District, Place 4

Vote For 1

	TOTAL	VOTE %		Election Day	Early Voting	Ballot By Mail	Provisional Ballots	Limited Ballots
REP Emily A. Miskel	982	47.26%		284	669	26	3	0
DEM Maricela Moore	1,096	52.74%		266	784	43	3	0
Total Votes Cast	2,078	100.00%		550	1,453	69	6	0
Overvotes	0			0	0	0	0	0
Undervotes	74			34	38	2	0	0
Contest Totals	2,152			584	1,491	71	6	0




### Justice, 5th Court of Appeals District, Place 7

Vote For 1

	TOTAL	VOTE %		Election Day	Early Voting	Ballot By Mail	Provisional Ballots	Limited Ballots
REP Kristina Williams	969	46.70%		282	658	26	3	0
DEM Nancy Kennedy	1,106	53.30%		268	792	43	3	0
Total Votes Cast	2,075	100.00%		550	1,450	69	6	0
Overvotes	0			0	0	0	0	0
Undervotes	77			34	41	2	0	0
Contest Totals	2,152			584	1,491	71	6	0




### County Judge CCD

Vote For 1

	TOTAL	VOTE %		Election Day	Early Voting	Ballot By Mail	Provisional Ballots	Limited Ballots
REP Chris Hill	998	47.91%		299	670	26	3	0
DEM Joshua Murray	1,085	52.09%		261	777	44	3	0
Total Votes Cast	2,083	100.00%		560	1,447	70	6	0
Overvotes	0			0	0	0	0	0
Undervotes	69			24	44	1	0	0
Contest Totals	2,152			584	1,491	71	6	0

### District Clerk CCD

Vote For 1

	TOTAL	VOTE %		Election Day	Early Voting	Ballot By Mail	Provisional Ballots	Limited Ballots
REP Mike Gould	999	48.21%		293	677	26	3	0
DEM David Brignac	1,073	51.79%		261	767	42	3	0
Total Votes Cast	2,072	100.00%		554	1,444	68	6	0
Overvotes	0			0	0	0	0	0
Undervotes	80			30	47	3	0	0
Contest Totals	2,152			584	1,491	71	6	0

## PCT 135

### Justice of the Peace, Precinct 4

Vote For 1

	TOTAL	VOTE %		Election Day	Early Voting	Ballot By Mail	Provisional Ballots	Limited Ballots
REP Vincent Venegoni	969	46.90%	<div style="width: 46.90%;"><div style="width: 46.90%;"></div></div>	280	659	27	3	0
DEM Adam Kern	1,097	53.10%	<div style="width: 53.10%;"><div style="width: 53.10%;"></div></div>	267	786	41	3	0
Total Votes Cast	2,066	100.00%	<div style="width: 100.00%;"><div style="width: 100.00%;"></div></div>	547	1,445	68	6	0
Overvotes	0			0	0	0	0	0
Undervotes	86			37	46	3	0	0
Contest Totals	2,152			584	1,491	71	6	0

### Plano ISD - Proposition A

Vote For 1

	TOTAL	VOTE %		Election Day	Early Voting	Ballot By Mail	Provisional Ballots	Limited Ballots
For	1	100.00%	<div style="width: 100.00%;"><div style="width: 100.00%;"></div></div>	0	1	0	0	0
Against	0	0.00%	<div style="width: 0.00%;"><div style="width: 0.00%;"></div></div>	0	0	0	0	0
Total Votes Cast	1	100.00%	<div style="width: 100.00%;"><div style="width: 100.00%;"></div></div>	0	1	0	0	0
Overvotes	0			0	0	0	0	0
Undervotes	0			0	0	0	0	0
Contest Totals	1			0	1	0	0	0

### Plano ISD - Proposition B

Vote For 1

	TOTAL	VOTE %		Election Day	Early Voting	Ballot By Mail	Provisional Ballots	Limited Ballots
For	1	100.00%	<div style="width: 100.00%;"><div style="width: 100.00%;"></div></div>	0	1	0	0	0
Against	0	0.00%	<div style="width: 0.00%;"><div style="width: 0.00%;"></div></div>	0	0	0	0	0
Total Votes Cast	1	100.00%	<div style="width: 100.00%;"><div style="width: 100.00%;"></div></div>	0	1	0	0	0
Overvotes	0			0	0	0	0	0
Undervotes	0			0	0	0	0	0
Contest Totals	1			0	1	0	0	0

### Plano ISD - Proposition C

Vote For 1

	TOTAL	VOTE %		Election Day	Early Voting	Ballot By Mail	Provisional Ballots	Limited Ballots
For	1	100.00%	<div style="width: 100.00%;"><div style="width: 100.00%;"></div></div>	0	1	0	0	0
Against	0	0.00%	<div style="width: 0.00%;"><div style="width: 0.00%;"></div></div>	0	0	0	0	0
Total Votes Cast	1	100.00%	<div style="width: 100.00%;"><div style="width: 100.00%;"></div></div>	0	1	0	0	0
Overvotes	0			0	0	0	0	0
Undervotes	0			0	0	0	0	0
Contest Totals	1			0	1	0	0	0

## PCT 135

### Plano ISD - Proposition D

Vote For 1

	TOTAL	VOTE %		Election Day	Early Voting	Ballot By Mail	Provisional Ballots	Limited Ballots
For	0	0.00%	<div style="width: 0%; background-color: #cccccc;"></div>	0	0	0	0	0
Against	1	100.00%	<div style="width: 100%; background-color: #f1c40f;"></div>	0	1	0	0	0
Total Votes Cast	1	100.00%	<div style="width: 100%; background-color: #f1c40f;"></div>	0	1	0	0	0
Overvotes	0			0	0	0	0	0
Undervotes	0			0	0	0	0	0
Contest Totals	1			0	1	0	0	0

### Plano ISD - Proposition E

Vote For 1

	TOTAL	VOTE %		Election Day	Early Voting	Ballot By Mail	Provisional Ballots	Limited Ballots
For	0	0.00%	<div style="width: 0%; background-color: #cccccc;"></div>	0	0	0	0	0
Against	1	100.00%	<div style="width: 100%; background-color: #f1c40f;"></div>	0	1	0	0	0
Total Votes Cast	1	100.00%	<div style="width: 100%; background-color: #f1c40f;"></div>	0	1	0	0	0
Overvotes	0			0	0	0	0	0
Undervotes	0			0	0	0	0	0
Contest Totals	1			0	1	0	0	0



## PCT 136

### U. S. Representative, District 4

Vote For 1

	TOTAL	VOTE %	Election Day	Early Voting	Ballot By Mail	Provisional Ballots	Limited Ballots
REP Pat Fallon	653	54.64%	126	495	32	0	0
DEM Iro Omere	513	42.93%	94	374	43	2	0
LIB John Simmons	29	2.43%	5	24	0	0	0
Total Votes Cast	1,195	100.00%	225	893	75	2	0
Overvotes	0		0	0	0	0	0
Undervotes	37		9	28	0	0	0
Contest Totals	1,232		234	921	75	2	0

### Governor

Vote For 1

	TOTAL	VOTE %	Election Day	Early Voting	Ballot By Mail	Provisional Ballots	Limited Ballots
REP Greg Abbott	653	53.18%	121	500	32	0	0
DEM Beto O'Rourke	558	45.44%	105	408	43	2	0
LIB Mark Tippetts	11	0.90%	3	8	0	0	0
GRN Delilah Barrios	4	0.33%	3	1	0	0	0
Write-In Totals	2	0.16%	0	2	0	0	0
Total Votes Cast	1,228	100.00%	232	919	75	2	0
Overvotes	0		0	0	0	0	0
Undervotes	4		2	2	0	0	0
Contest Totals	1,232		234	921	75	2	0

### Lieutenant Governor

Vote For 1

	TOTAL	VOTE %	Election Day	Early Voting	Ballot By Mail	Provisional Ballots	Limited Ballots
REP Dan Patrick	616	50.57%	117	470	29	0	0
DEM Mike Collier	583	47.87%	107	428	46	2	0
LIB Shanna Steele	19	1.56%	2	17	0	0	0
Total Votes Cast	1,218	100.00%	226	915	75	2	0
Overvotes	0		0	0	0	0	0
Undervotes	14		8	6	0	0	0
Contest Totals	1,232		234	921	75	2	0

### Attorney General

Vote For 1

	TOTAL	VOTE %	Election Day	Early Voting	Ballot By Mail	Provisional Ballots	Limited Ballots
REP Ken Paxton	601	49.92%	122	453	26	0	0
DEM Rochelle Mercedes Garza	561	46.59%	95	416	48	2	0
LIB Mark Ash	42	3.49%	7	34	1	0	0
Total Votes Cast	1,204	100.00%	224	903	75	2	0
Overvotes	0		0	0	0	0	0
Undervotes	28		10	18	0	0	0
Contest Totals	1,232		234	921	75	2	0

## PCT 136

### Comptroller of Public Accounts

Vote For 1

	TOTAL	VOTE %	Election Day	Early Voting	Ballot By Mail	Provisional Ballots	Limited Ballots
REP Glenn Hegar	682	56.64%	130	517	35	0	0
DEM Janet T. Dudding	502	41.69%	92	368	40	2	0
LIB V. Alonzo Echevarria-Garza	20	1.66%	2	18	0	0	0
Total Votes Cast	1,204	100.00%	224	903	75	2	0
Overvotes	0		0	0	0	0	0
Undervotes	28		10	18	0	0	0
Contest Totals	1,232		234	921	75	2	0

### Commissioner of the General Land Office

Vote For 1

	TOTAL	VOTE %	Election Day	Early Voting	Ballot By Mail	Provisional Ballots	Limited Ballots
REP Dawn Buckingham	643	53.67%	122	492	29	0	0
DEM Jay Kleberg	539	44.99%	95	397	45	2	0
GRN Alfred Molison, Jr	16	1.34%	5	11	0	0	0
Write-In Totals	0	0.00%	0	0	0	0	0
Total Votes Cast	1,198	100.00%	222	900	74	2	0
Overvotes	0		0	0	0	0	0
Undervotes	34		12	21	1	0	0
Contest Totals	1,232		234	921	75	2	0

### Commissioner of Agriculture

Vote For 1

	TOTAL	VOTE %	Election Day	Early Voting	Ballot By Mail	Provisional Ballots	Limited Ballots
REP Sid Miller	651	54.52%	122	499	30	0	0
DEM Susan Hays	543	45.48%	102	395	44	2	0
Total Votes Cast	1,194	100.00%	224	894	74	2	0
Overvotes	0		0	0	0	0	0
Undervotes	38		10	27	1	0	0
Contest Totals	1,232		234	921	75	2	0

### Railroad Commissioner

Vote For 1

	TOTAL	VOTE %	Election Day	Early Voting	Ballot By Mail	Provisional Ballots	Limited Ballots
REP Wayne Christian	643	53.67%	122	490	31	0	0
DEM Luke Warford	523	43.66%	92	385	44	2	0
LIB Jaime Andres Diez	20	1.67%	4	16	0	0	0
GRN Hunter Wayne Crow	12	1.00%	5	7	0	0	0
Total Votes Cast	1,198	100.00%	223	898	75	2	0
Overvotes	0		0	0	0	0	0
Undervotes	34		11	23	0	0	0
Contest Totals	1,232		234	921	75	2	0

## PCT 136

### Justice, Supreme Court, Place 3

Vote For 1

	TOTAL	VOTE %	Election Day	Early Voting	Ballot By Mail	Provisional Ballots	Limited Ballots
REP Debra Lehrmann	677	56.42%	130	512	35	0	0
DEM Erin A. Nowell	507	42.25%	94	373	38	2	0
LIB Thomas Edward Oxford	16	1.33%	2	13	1	0	0
Total Votes Cast	1,200	100.00%	226	898	74	2	0
Overvotes	0		0	0	0	0	0
Undervotes	32		8	23	1	0	0
Contest Totals	1,232		234	921	75	2	0

### Justice, Supreme Court, Place 5

Vote For 1

	TOTAL	VOTE %	Election Day	Early Voting	Ballot By Mail	Provisional Ballots	Limited Ballots
REP Rebeca Huddle	680	56.90%	131	516	33	0	0
DEM Amanda Reichek	515	43.10%	95	377	41	2	0
Total Votes Cast	1,195	100.00%	226	893	74	2	0
Overvotes	0		0	0	0	0	0
Undervotes	37		8	28	1	0	0
Contest Totals	1,232		234	921	75	2	0

### Justice, Supreme Court, Place 9

Vote For 1

	TOTAL	VOTE %	Election Day	Early Voting	Ballot By Mail	Provisional Ballots	Limited Ballots
REP Evan Young	670	56.07%	127	509	34	0	0
DEM Julia Maldonado	525	43.93%	99	384	40	2	0
Total Votes Cast	1,195	100.00%	226	893	74	2	0
Overvotes	0		0	0	0	0	0
Undervotes	37		8	28	1	0	0
Contest Totals	1,232		234	921	75	2	0

### Judge, Court of Criminal Appeals, Place 5

Vote For 1

	TOTAL	VOTE %	Election Day	Early Voting	Ballot By Mail	Provisional Ballots	Limited Ballots
REP Scott Walker	660	55.42%	127	501	32	0	0
DEM Dana Huffman	531	44.58%	98	389	42	2	0
Total Votes Cast	1,191	100.00%	225	890	74	2	0
Overvotes	0		0	0	0	0	0
Undervotes	41		9	31	1	0	0
Contest Totals	1,232		234	921	75	2	0

## PCT 136

### Judge, Court of Criminal Appeals, Place 6

Vote For 1

	TOTAL	VOTE %		Election Day	Early Voting	Ballot By Mail	Provisional Ballots	Limited Ballots
REP Jesse F. McClure, III	676	56.76%	<div style="width: 56.76%;"><div style="width: 56.76%;"></div></div>	133	511	32	0	0
DEM Robert Johnson	515	43.24%	<div style="width: 43.24%;"><div style="width: 43.24%;"></div></div>	91	380	42	2	0
Total Votes Cast	1,191	100.00%	<div style="width: 100.00%;"><div style="width: 100.00%;"></div></div>	224	891	74	2	0
Overvotes	0			0	0	0	0	0
Undervotes	41			10	30	1	0	0
Contest Totals	1,232			234	921	75	2	0

### Member, State Board of Education, District 12 CCD

Vote For 1

	TOTAL	VOTE %		Election Day	Early Voting	Ballot By Mail	Provisional Ballots	Limited Ballots
REP Pam Little	662	55.40%	<div style="width: 55.40%;"><div style="width: 55.40%;"></div></div>	126	502	34	0	0
DEM Alex Cornwallis	501	41.92%	<div style="width: 41.92%;"><div style="width: 41.92%;"></div></div>	89	369	41	2	0
LIB Christy Mowrey	31	2.59%	<div style="width: 2.59%;"><div style="width: 2.59%;"></div></div>	8	23	0	0	0
Write-In Totals	2	0.17%	<div style="width: 0.17%;"><div style="width: 0.17%;"></div></div>	2	0	0	0	0
Total Votes Cast	1,195	100.00%	<div style="width: 100.00%;"><div style="width: 100.00%;"></div></div>	224	894	75	2	0
Overvotes	0			0	0	0	0	0
Undervotes	37			10	27	0	0	0
Contest Totals	1,232			234	921	75	2	0

### State Senator, District 2

Vote For 1

	TOTAL	VOTE %		Election Day	Early Voting	Ballot By Mail	Provisional Ballots	Limited Ballots
REP Bob Hall	664	55.85%	<div style="width: 55.85%;"><div style="width: 55.85%;"></div></div>	129	504	31	0	0
DEM Prince S. Giador	525	44.15%	<div style="width: 44.15%;"><div style="width: 44.15%;"></div></div>	94	386	43	2	0
Total Votes Cast	1,189	100.00%	<div style="width: 100.00%;"><div style="width: 100.00%;"></div></div>	223	890	74	2	0
Overvotes	0			0	0	0	0	0
Undervotes	43			11	31	1	0	0
Contest Totals	1,232			234	921	75	2	0

### State Representative, District 70




Vote For 1

	TOTAL	VOTE %		Election Day	Early Voting	Ballot By Mail	Provisional Ballots	Limited Ballots
REP Jamee Jolly	681	56.56%	<div style="width: 56.56%;"><div style="width: 56.56%;"></div></div>	135	511	35	0	0
DEM Mihaela Elizabeth Plesa	523	43.44%	<div style="width: 43.44%;"><div style="width: 43.44%;"></div></div>	93	388	40	2	0
Total Votes Cast	1,204	100.00%	<div style="width: 100.00%;"><div style="width: 100.00%;"></div></div>	228	899	75	2	0
Overvotes	0			0	0	0	0	0
Undervotes	28			6	22	0	0	0
Contest Totals	1,232			234	921	75	2	0

## PCT 136




### Justice, 5th Court of Appeals District, Place 4

Vote For 1

	TOTAL	VOTE %		Election Day	Early Voting	Ballot By Mail	Provisional Ballots	Limited Ballots
REP Emily A. Miskel	665	56.12%		129	502	34	0	0
DEM Maricela Moore	520	43.88%		93	386	39	2	0
Total Votes Cast	1,185	100.00%		222	888	73	2	0
Overvotes	0			0	0	0	0	0
Undervotes	47			12	33	2	0	0
Contest Totals	1,232			234	921	75	2	0




### Justice, 5th Court of Appeals District, Place 7

Vote For 1

	TOTAL	VOTE %		Election Day	Early Voting	Ballot By Mail	Provisional Ballots	Limited Ballots
REP Kristina Williams	656	55.31%		128	497	31	0	0
DEM Nancy Kennedy	530	44.69%		95	390	43	2	0
Total Votes Cast	1,186	100.00%		223	887	74	2	0
Overvotes	0			0	0	0	0	0
Undervotes	46			11	34	1	0	0
Contest Totals	1,232			234	921	75	2	0




### County Judge CCD

Vote For 1

	TOTAL	VOTE %		Election Day	Early Voting	Ballot By Mail	Provisional Ballots	Limited Ballots
REP Chris Hill	671	56.24%		130	510	31	0	0
DEM Joshua Murray	522	43.76%		95	381	44	2	0
Total Votes Cast	1,193	100.00%		225	891	75	2	0
Overvotes	0			0	0	0	0	0
Undervotes	39			9	30	0	0	0
Contest Totals	1,232			234	921	75	2	0

### District Clerk CCD

Vote For 1

	TOTAL	VOTE %		Election Day	Early Voting	Ballot By Mail	Provisional Ballots	Limited Ballots
REP Mike Gould	658	55.86%		126	498	34	0	0
DEM David Brignac	520	44.14%		97	382	39	2	0
Total Votes Cast	1,178	100.00%		223	880	73	2	0
Overvotes	0			0	0	0	0	0
Undervotes	54			11	41	2	0	0
Contest Totals	1,232			234	921	75	2	0

## PCT 136

### County Commissioner, Precinct 4

Vote For 1

	TOTAL	VOTE %		Election Day	Early Voting	Ballot By Mail	Provisional Ballots	Limited Ballots
REP Duncan Webb	673	56.70%		128	511	34	0	0
DEM Jeffrey Williams	514	43.30%		93	379	40	2	0
Total Votes Cast	1,187	100.00%		221	890	74	2	0
Overvotes	0			0	0	0	0	0
Undervotes	45			13	31	1	0	0
Contest Totals	1,232			234	921	75	2	0

### Justice of the Peace, Precinct 3

Vote For 1

	TOTAL	VOTE %		Election Day	Early Voting	Ballot By Mail	Provisional Ballots	Limited Ballots
REP Mike Missildine	665	56.40%		128	501	36	0	0
DEM Irvin Lynn Barrett	514	43.60%		92	382	38	2	0
Total Votes Cast	1,179	100.00%		220	883	74	2	0
Overvotes	0			0	0	0	0	0
Undervotes	53			14	38	1	0	0
Contest Totals	1,232			234	921	75	2	0

### Dallas, City of - Proposition A

Vote For 1

	TOTAL	VOTE %		Election Day	Early Voting	Ballot By Mail	Provisional Ballots	Limited Ballots
For	757	65.77%		130	572	53	2	0
Against	394	34.23%		86	286	22	0	0
Total Votes Cast	1,151	100.00%		216	858	75	2	0
Overvotes	0			0	0	0	0	0
Undervotes	81			18	63	0	0	0
Contest Totals	1,232			234	921	75	2	0

### Plano ISD - Proposition A

Vote For 1

	TOTAL	VOTE %		Election Day	Early Voting	Ballot By Mail	Provisional Ballots	Limited Ballots
For	513	44.38%		84	389	39	1	0
Against	643	55.62%		130	480	32	1	0
Total Votes Cast	1,156	100.00%		214	869	71	2	0
Overvotes	0			0	0	0	0	0
Undervotes	76			20	52	4	0	0
Contest Totals	1,232			234	921	75	2	0

## PCT 136

### Plano ISD - Proposition B

Vote For 1

	TOTAL	VOTE %		Election Day	Early Voting	Ballot By Mail	Provisional Ballots	Limited Ballots
For	595	51.47%		103	447	43	2	0
Against	561	48.53%		112	419	30	0	0
Total Votes Cast	1,156	100.00%		215	866	73	2	0
Overvotes	0			0	0	0	0	0
Undervotes	76			19	55	2	0	0
Contest Totals	1,232			234	921	75	2	0

### Plano ISD - Proposition C

Vote For 1

	TOTAL	VOTE %		Election Day	Early Voting	Ballot By Mail	Provisional Ballots	Limited Ballots
For	584	50.65%		102	438	42	2	0
Against	569	49.35%		110	428	31	0	0
Total Votes Cast	1,153	100.00%		212	866	73	2	0
Overvotes	0			0	0	0	0	0
Undervotes	79			22	55	2	0	0
Contest Totals	1,232			234	921	75	2	0

### Plano ISD - Proposition D

Vote For 1

	TOTAL	VOTE %		Election Day	Early Voting	Ballot By Mail	Provisional Ballots	Limited Ballots
For	501	43.64%		93	375	32	1	0
Against	647	56.36%		119	485	42	1	0
Total Votes Cast	1,148	100.00%		212	860	74	2	0
Overvotes	0			0	0	0	0	0
Undervotes	84			22	61	1	0	0
Contest Totals	1,232			234	921	75	2	0

### Plano ISD - Proposition E

Vote For 1

	TOTAL	VOTE %		Election Day	Early Voting	Ballot By Mail	Provisional Ballots	Limited Ballots
For	435	38.12%		83	327	24	1	0
Against	706	61.88%		128	527	50	1	0
Total Votes Cast	1,141	100.00%		211	854	74	2	0
Overvotes	0			0	0	0	0	0
Undervotes	91			23	67	1	0	0
Contest Totals	1,232			234	921	75	2	0

## PCT 137

### U. S. Representative District 3

Vote For 1

	TOTAL	VOTE %	Election Day	Early Voting	Ballot By Mail	Provisional Ballots	Limited Ballots
REP Keith Self	630	59.10%	150	450	30	0	0
DEM Sandeep Srivastava	413	38.74%	99	296	17	1	0
LIB Christopher Claytor	23	2.16%	9	13	1	0	0
Total Votes Cast	1,066	100.00%	258	759	48	1	0
Overvotes	0		0	0	0	0	0
Undervotes	33		12	19	2	0	0
Contest Totals	1,099		270	778	50	1	0

### Governor

Vote For 1

	TOTAL	VOTE %	Election Day	Early Voting	Ballot By Mail	Provisional Ballots	Limited Ballots
REP Greg Abbott	618	56.54%	141	448	29	0	0
DEM Beto O'Rourke	461	42.18%	122	317	21	1	0
LIB Mark Tippetts	12	1.10%	5	7	0	0	0
GRN Delilah Barrios	2	0.18%	1	1	0	0	0
Write-In Totals	0	0.00%	0	0	0	0	0
Total Votes Cast	1,093	100.00%	269	773	50	1	0
Overvotes	0		0	0	0	0	0
Undervotes	6		1	5	0	0	0
Contest Totals	1,099		270	778	50	1	0

### Lieutenant Governor

Vote For 1

	TOTAL	VOTE %	Election Day	Early Voting	Ballot By Mail	Provisional Ballots	Limited Ballots
REP Dan Patrick	582	53.79%	132	421	29	0	0
DEM Mike Collier	470	43.44%	120	329	20	1	0
LIB Shanna Steele	30	2.77%	8	22	0	0	0
Total Votes Cast	1,082	100.00%	260	772	49	1	0
Overvotes	0		0	0	0	0	0
Undervotes	17		10	6	1	0	0
Contest Totals	1,099		270	778	50	1	0

### Attorney General

Vote For 1

	TOTAL	VOTE %	Election Day	Early Voting	Ballot By Mail	Provisional Ballots	Limited Ballots
REP Ken Paxton	568	53.03%	131	413	24	0	0
DEM Rochelle Mercedes Garza	470	43.88%	121	328	20	1	0
LIB Mark Ash	33	3.08%	10	23	0	0	0
Total Votes Cast	1,071	100.00%	262	764	44	1	0
Overvotes	0		0	0	0	0	0
Undervotes	28		8	14	6	0	0
Contest Totals	1,099		270	778	50	1	0



## PCT 137

### Comptroller of Public Accounts

Vote For 1

	TOTAL	VOTE %	Election Day	Early Voting	Ballot By Mail	Provisional Ballots	Limited Ballots
REP Glenn Hegar	649	60.77%	155	465	29	0	0
DEM Janet T. Dudding	406	38.02%	97	289	19	1	0
LIB V. Alonzo Echevarria-Garza	13	1.22%	6	7	0	0	0
Total Votes Cast	1,068	100.00%	258	761	48	1	0
Overvotes	0		0	0	0	0	0
Undervotes	31		12	17	2	0	0
Contest Totals	1,099		270	778	50	1	0

### Commissioner of the General Land Office

Vote For 1

	TOTAL	VOTE %	Election Day	Early Voting	Ballot By Mail	Provisional Ballots	Limited Ballots
REP Dawn Buckingham	628	59.30%	147	453	28	0	0
DEM Jay Kleberg	422	39.85%	103	298	20	1	0
GRN Alfred Molison, Jr	8	0.76%	2	6	0	0	0
Write-In Totals	1	0.09%	1	0	0	0	0
Total Votes Cast	1,059	100.00%	253	757	48	1	0
Overvotes	0		0	0	0	0	0
Undervotes	40		17	21	2	0	0
Contest Totals	1,099		270	778	50	1	0

### Commissioner of Agriculture

Vote For 1

	TOTAL	VOTE %	Election Day	Early Voting	Ballot By Mail	Provisional Ballots	Limited Ballots
REP Sid Miller	627	59.10%	149	450	28	0	0
DEM Susan Hays	434	40.90%	105	308	20	1	0
Total Votes Cast	1,061	100.00%	254	758	48	1	0
Overvotes	0		0	0	0	0	0
Undervotes	38		16	20	2	0	0
Contest Totals	1,099		270	778	50	1	0

### Railroad Commissioner

Vote For 1

	TOTAL	VOTE %	Election Day	Early Voting	Ballot By Mail	Provisional Ballots	Limited Ballots
REP Wayne Christian	622	58.62%	142	453	27	0	0
DEM Luke Warford	407	38.36%	100	286	20	1	0
LIB Jaime Andres Diez	23	2.17%	9	14	0	0	0
GRN Hunter Wayne Crow	9	0.85%	1	8	0	0	0
Total Votes Cast	1,061	100.00%	252	761	47	1	0
Overvotes	0		0	0	0	0	0
Undervotes	38		18	17	3	0	0
Contest Totals	1,099		270	778	50	1	0

## PCT 137

### Justice, Supreme Court, Place 3

Vote For 1

	TOTAL	VOTE %	Election Day	Early Voting	Ballot By Mail	Provisional Ballots	Limited Ballots
REP Debra Lehrmann	637	59.70%	146	459	32	0	0
DEM Erin A. Nowell	416	38.99%	106	292	17	1	0
LIB Thomas Edward Oxford	14	1.31%	6	8	0	0	0
Total Votes Cast	1,067	100.00%	258	759	49	1	0
Overvotes	0		0	0	0	0	0
Undervotes	32		12	19	1	0	0
Contest Totals	1,099		270	778	50	1	0

### Justice, Supreme Court, Place 5

Vote For 1

	TOTAL	VOTE %	Election Day	Early Voting	Ballot By Mail	Provisional Ballots	Limited Ballots
REP Rebeca Huddle	641	60.41%	154	455	32	0	0
DEM Amanda Reichel	420	39.59%	103	300	16	1	0
Total Votes Cast	1,061	100.00%	257	755	48	1	0
Overvotes	0		0	0	0	0	0
Undervotes	38		13	23	2	0	0
Contest Totals	1,099		270	778	50	1	0

### Justice, Supreme Court, Place 9

Vote For 1

	TOTAL	VOTE %	Election Day	Early Voting	Ballot By Mail	Provisional Ballots	Limited Ballots
REP Evan Young	633	59.55%	150	452	31	0	0
DEM Julia Maldonado	430	40.45%	107	304	18	1	0
Total Votes Cast	1,063	100.00%	257	756	49	1	0
Overvotes	0		0	0	0	0	0
Undervotes	36		13	22	1	0	0
Contest Totals	1,099		270	778	50	1	0

### Judge, Court of Criminal Appeals, Place 5




Vote For 1

	TOTAL	VOTE %	Election Day	Early Voting	Ballot By Mail	Provisional Ballots	Limited Ballots
REP Scott Walker	633	59.49%	151	452	30	0	0
DEM Dana Huffman	431	40.51%	107	305	18	1	0
Total Votes Cast	1,064	100.00%	258	757	48	1	0
Overvotes	0		0	0	0	0	0
Undervotes	35		12	21	2	0	0
Contest Totals	1,099		270	778	50	1	0

## PCT 137






### Judge, Court of Criminal Appeals, Place 6

Vote For 1

	TOTAL	VOTE %		Election Day	Early Voting	Ballot By Mail	Provisional Ballots	Limited Ballots
REP Jesse F. McClure, III	646	61.12%		157	457	32	0	0
DEM Robert Johnson	411	38.88%		99	295	16	1	0
Total Votes Cast	1,057	100.00%		256	752	48	1	0
Overvotes	0			0	0	0	0	0
Undervotes	42			14	26	2	0	0
Contest Totals	1,099			270	778	50	1	0





### Member, State Board of Education, District 12 CCD

Vote For 1

	TOTAL	VOTE %		Election Day	Early Voting	Ballot By Mail	Provisional Ballots	Limited Ballots
REP Pam Little	633	59.89%		148	454	31	0	0
DEM Alex Cornwallis	400	37.84%		97	285	17	1	0
LIB Christy Mowrey	24	2.27%		10	14	0	0	0
Write-In Totals	0	0.00%		0	0	0	0	0
Total Votes Cast	1,057	100.00%		255	753	48	1	0
Overvotes	0			0	0	0	0	0
Undervotes	42			15	25	2	0	0
Contest Totals	1,099			270	778	50	1	0




### State Senator, District 8

Vote For 1

	TOTAL	VOTE %		Election Day	Early Voting	Ballot By Mail	Provisional Ballots	Limited Ballots
REP Angela Paxton	584	54.84%		134	428	22	0	0
DEM Jonathan Cocks	449	42.16%		112	314	22	1	0
LIB Edward Kless	32	3.00%		12	18	2	0	0
Total Votes Cast	1,065	100.00%		258	760	46	1	0
Overvotes	0			0	0	0	0	0
Undervotes	34			12	18	4	0	0
Contest Totals	1,099			270	778	50	1	0

### State Representative, District 66

Vote For 1

	TOTAL	VOTE %		Election Day	Early Voting	Ballot By Mail	Provisional Ballots	Limited Ballots
REP Matt Shaheen	651	61.59%		157	463	31	0	0
DEM Jesse Ringness	406	38.41%		101	287	17	1	0
Total Votes Cast	1,057	100.00%		258	750	48	1	0
Overvotes	0			0	0	0	0	0
Undervotes	42			12	28	2	0	0
Contest Totals	1,099			270	778	50	1	0

**PCT 137**

**Justice, 5th Court of Appeals District, Place 4**

Vote For 1

	TOTAL	VOTE %	Election Day	Early Voting	Ballot By Mail	Provisional Ballots	Limited Ballots
REP Emily A. Miskel	637	60.49%	156	451	30	0	0
DEM Maricela Moore	416	39.51%	101	297	17	1	0
Total Votes Cast	1,053	100.00%	257	748	47	1	0
Overvotes	0		0	0	0	0	0
Undervotes	46		13	30	3	0	0
Contest Totals	1,099		270	778	50	1	0

**Justice, 5th Court of Appeals District, Place 7**

Vote For 1

	TOTAL	VOTE %	Election Day	Early Voting	Ballot By Mail	Provisional Ballots	Limited Ballots
REP Kristina Williams	630	60.11%	151	449	30	0	0
DEM Nancy Kennedy	418	39.89%	105	295	17	1	0
Total Votes Cast	1,048	100.00%	256	744	47	1	0
Overvotes	0		0	0	0	0	0
Undervotes	51		14	34	3	0	0
Contest Totals	1,099		270	778	50	1	0

**County Judge CCD**

Vote For 1

	TOTAL	VOTE %	Election Day	Early Voting	Ballot By Mail	Provisional Ballots	Limited Ballots
REP Chris Hill	638	60.30%	152	455	31	0	0
DEM Joshua Murray	420	39.70%	105	297	17	1	0
Total Votes Cast	1,058	100.00%	257	752	48	1	0
Overvotes	0		0	0	0	0	0
Undervotes	41		13	26	2	0	0
Contest Totals	1,099		270	778	50	1	0

**District Clerk CCD**

Vote For 1

	TOTAL	VOTE %	Election Day	Early Voting	Ballot By Mail	Provisional Ballots	Limited Ballots
REP Mike Gould	642	61.26%	152	460	30	0	0
DEM David Brignac	406	38.74%	99	289	17	1	0
Total Votes Cast	1,048	100.00%	251	749	47	1	0
Overvotes	0		0	0	0	0	0
Undervotes	51		19	29	3	0	0
Contest Totals	1,099		270	778	50	1	0

## PCT 137

### County Commissioner, Precinct 4

Vote For 1

	TOTAL	VOTE %	Election Day	Early Voting	Ballot By Mail	Provisional Ballots	Limited Ballots
REP Duncan Webb	653	61.95%	152	470	31	0	0
DEM Jeffrey Williams	401	38.05%	102	281	17	1	0
Total Votes Cast	1,054	100.00%	254	751	48	1	0
Overvotes	0		0	0	0	0	0
Undervotes	45		16	27	2	0	0
Contest Totals	1,099		270	778	50	1	0

### Justice of the Peace, Precinct 4

Vote For 1

	TOTAL	VOTE %	Election Day	Early Voting	Ballot By Mail	Provisional Ballots	Limited Ballots
REP Vincent Venegoni	624	60.00%	146	448	30	0	0
DEM Adam Kern	416	40.00%	106	292	17	1	0
Total Votes Cast	1,040	100.00%	252	740	47	1	0
Overvotes	0		0	0	0	0	0
Undervotes	59		18	38	3	0	0
Contest Totals	1,099		270	778	50	1	0

### Plano ISD - Proposition A

Vote For 1

	TOTAL	VOTE %	Election Day	Early Voting	Ballot By Mail	Provisional Ballots	Limited Ballots
For	505	50.05%	104	377	23	1	0
Against	504	49.95%	139	345	20	0	0
Total Votes Cast	1,009	100.00%	243	722	43	1	0
Overvotes	0		0	0	0	0	0
Undervotes	90		27	56	7	0	0
Contest Totals	1,099		270	778	50	1	0

### Plano ISD - Proposition B

Vote For 1

	TOTAL	VOTE %	Election Day	Early Voting	Ballot By Mail	Provisional Ballots	Limited Ballots
For	561	55.65%	120	412	28	1	0
Against	447	44.35%	122	310	15	0	0
Total Votes Cast	1,008	100.00%	242	722	43	1	0
Overvotes	0		0	0	0	0	0
Undervotes	91		28	56	7	0	0
Contest Totals	1,099		270	778	50	1	0

## PCT 137

### Plano ISD - Proposition C

Vote For 1

	TOTAL	VOTE %		Election Day	Early Voting	Ballot By Mail	Provisional Ballots	Limited Ballots
For	580	57.37%		129	421	29	1	0
Against	431	42.63%		115	302	14	0	0
Total Votes Cast	1,011	100.00%		244	723	43	1	0
Overvotes	0			0	0	0	0	0
Undervotes	88			26	55	7	0	0
Contest Totals	1,099			270	778	50	1	0

### Plano ISD - Proposition D

Vote For 1

	TOTAL	VOTE %		Election Day	Early Voting	Ballot By Mail	Provisional Ballots	Limited Ballots
For	488	48.80%		112	351	24	1	0
Against	512	51.20%		130	363	19	0	0
Total Votes Cast	1,000	100.00%		242	714	43	1	0
Overvotes	0			0	0	0	0	0
Undervotes	99			28	64	7	0	0
Contest Totals	1,099			270	778	50	1	0

### Plano ISD - Proposition E

Vote For 1

	TOTAL	VOTE %		Election Day	Early Voting	Ballot By Mail	Provisional Ballots	Limited Ballots
For	488	48.41%		103	363	21	1	0
Against	520	51.59%		140	358	22	0	0
Total Votes Cast	1,008	100.00%		243	721	43	1	0
Overvotes	0			0	0	0	0	0
Undervotes	91			27	57	7	0	0
Contest Totals	1,099			270	778	50	1	0

## PCT 138

### U. S. Representative, District 4

Vote For 1

	TOTAL	VOTE %	Election Day	Early Voting	Ballot By Mail	Provisional Ballots	Limited Ballots
REP Pat Fallon	697	52.80%	180	490	27	0	0
DEM Iro Omere	588	44.55%	118	441	28	1	0
LIB John Simmons	35	2.65%	13	20	2	0	0
Total Votes Cast	1,320	100.00%	311	951	57	1	0
Overvotes	0		0	0	0	0	0
Undervotes	41		13	24	4	0	0
Contest Totals	1,361		324	975	61	1	0

### Governor

Vote For 1

	TOTAL	VOTE %	Election Day	Early Voting	Ballot By Mail	Provisional Ballots	Limited Ballots
REP Greg Abbott	676	49.96%	178	472	26	0	0
DEM Beto O'Rourke	658	48.63%	141	485	31	1	0
LIB Mark Tippetts	13	0.96%	4	6	3	0	0
GRN Delilah Barrios	2	0.15%	0	2	0	0	0
Write-In Totals	5	0.37%	1	4	0	0	0
Total Votes Cast	1,353	100.00%	324	968	60	1	0
Overvotes	0		0	0	0	0	0
Undervotes	8		0	7	1	0	0
Contest Totals	1,361		324	975	61	1	0

### Lieutenant Governor

Vote For 1

	TOTAL	VOTE %	Election Day	Early Voting	Ballot By Mail	Provisional Ballots	Limited Ballots
REP Dan Patrick	633	47.59%	169	443	21	0	0
DEM Mike Collier	665	50.00%	132	495	37	1	0
LIB Shanna Steele	32	2.41%	11	19	2	0	0
Total Votes Cast	1,330	100.00%	312	957	60	1	0
Overvotes	0		0	0	0	0	0
Undervotes	31		12	18	1	0	0
Contest Totals	1,361		324	975	61	1	0

### Attorney General

Vote For 1

	TOTAL	VOTE %	Election Day	Early Voting	Ballot By Mail	Provisional Ballots	Limited Ballots
REP Ken Paxton	613	46.40%	167	426	20	0	0
DEM Rochelle Mercedes Garza	667	50.49%	134	497	35	1	0
LIB Mark Ash	41	3.10%	12	25	4	0	0
Total Votes Cast	1,321	100.00%	313	948	59	1	0
Overvotes	0		0	0	0	0	0
Undervotes	40		11	27	2	0	0
Contest Totals	1,361		324	975	61	1	0

## PCT 138

### Comptroller of Public Accounts

Vote For 1

	TOTAL	VOTE %	Election Day	Early Voting	Ballot By Mail	Provisional Ballots	Limited Ballots
REP Glenn Hegar	721	54.83%	184	509	28	0	0
DEM Janet T. Dudding	566	43.04%	109	428	28	1	0
LIB V. Alonzo Echevarria-Garza	28	2.13%	11	16	1	0	0
Total Votes Cast	1,315	100.00%	304	953	57	1	0
Overvotes	0		0	0	0	0	0
Undervotes	46		20	22	4	0	0
Contest Totals	1,361		324	975	61	1	0

### Commissioner of the General Land Office

Vote For 1

	TOTAL	VOTE %	Election Day	Early Voting	Ballot By Mail	Provisional Ballots	Limited Ballots
REP Dawn Buckingham	693	52.94%	187	480	26	0	0
DEM Jay Kleberg	600	45.84%	111	458	30	1	0
GRN Alfred Molison, Jr	16	1.22%	5	11	0	0	0
Write-In Totals	0	0.00%	0	0	0	0	0
Total Votes Cast	1,309	100.00%	303	949	56	1	0
Overvotes	0		0	0	0	0	0
Undervotes	52		21	26	5	0	0
Contest Totals	1,361		324	975	61	1	0

### Commissioner of Agriculture

Vote For 1

	TOTAL	VOTE %	Election Day	Early Voting	Ballot By Mail	Provisional Ballots	Limited Ballots
REP Sid Miller	692	52.86%	184	483	25	0	0
DEM Susan Hays	617	47.14%	119	465	32	1	0
Total Votes Cast	1,309	100.00%	303	948	57	1	0
Overvotes	0		0	0	0	0	0
Undervotes	52		21	27	4	0	0
Contest Totals	1,361		324	975	61	1	0

### Railroad Commissioner

Vote For 1

	TOTAL	VOTE %	Election Day	Early Voting	Ballot By Mail	Provisional Ballots	Limited Ballots
REP Wayne Christian	669	51.03%	183	459	27	0	0
DEM Luke Warford	596	45.46%	111	454	30	1	0
LIB Jaime Andres Diez	36	2.75%	7	28	1	0	0
GRN Hunter Wayne Crow	10	0.76%	3	7	0	0	0
Total Votes Cast	1,311	100.00%	304	948	58	1	0
Overvotes	0		0	0	0	0	0
Undervotes	50		20	27	3	0	0
Contest Totals	1,361		324	975	61	1	0



## PCT 138

### Justice, Supreme Court, Place 3

Vote For 1

	TOTAL	VOTE %	Election Day	Early Voting	Ballot By Mail	Provisional Ballots	Limited Ballots
REP Debra Lehrmann	707	53.81%	179	500	28	0	0
DEM Erin A. Nowell	585	44.52%	116	438	30	1	0
LIB Thomas Edward Oxford	22	1.67%	10	12	0	0	0
Total Votes Cast	1,314	100.00%	305	950	58	1	0
Overvotes	0		0	0	0	0	0
Undervotes	47		19	25	3	0	0
Contest Totals	1,361		324	975	61	1	0

### Justice, Supreme Court, Place 5

Vote For 1

	TOTAL	VOTE %	Election Day	Early Voting	Ballot By Mail	Provisional Ballots	Limited Ballots
REP Rebeca Huddle	715	54.62%	187	501	27	0	0
DEM Amanda Reichel	594	45.38%	116	447	30	1	0
Total Votes Cast	1,309	100.00%	303	948	57	1	0
Overvotes	0		0	0	0	0	0
Undervotes	52		21	27	4	0	0
Contest Totals	1,361		324	975	61	1	0

### Justice, Supreme Court, Place 9

Vote For 1

	TOTAL	VOTE %	Election Day	Early Voting	Ballot By Mail	Provisional Ballots	Limited Ballots
REP Evan Young	705	54.06%	181	495	29	0	0
DEM Julia Maldonado	599	45.94%	122	447	29	1	0
Total Votes Cast	1,304	100.00%	303	942	58	1	0
Overvotes	0		0	0	0	0	0
Undervotes	57		21	33	3	0	0
Contest Totals	1,361		324	975	61	1	0

### Judge, Court of Criminal Appeals, Place 5

Vote For 1

	TOTAL	VOTE %	Election Day	Early Voting	Ballot By Mail	Provisional Ballots	Limited Ballots
REP Scott Walker	700	53.76%	181	493	26	0	0
DEM Dana Huffman	602	46.24%	121	449	31	1	0
Total Votes Cast	1,302	100.00%	302	942	57	1	0
Overvotes	0		0	0	0	0	0
Undervotes	59		22	33	4	0	0
Contest Totals	1,361		324	975	61	1	0

## PCT 138

### Judge, Court of Criminal Appeals, Place 6

Vote For 1

	TOTAL	VOTE %		Election Day	Early Voting	Ballot By Mail	Provisional Ballots	Limited Ballots
REP Jesse F. McClure, III	692	53.64%	<div style="width: 53.64%;"><div style="width: 53.64%;"></div></div>	179	486	27	0	0
DEM Robert Johnson	598	46.36%	<div style="width: 46.36%;"><div style="width: 46.36%;"></div></div>	121	447	29	1	0
Total Votes Cast	1,290	100.00%	<div style="width: 100.00%;"><div style="width: 100.00%;"></div></div>	300	933	56	1	0
Overvotes	0			0	0	0	0	0
Undervotes	71			24	42	5	0	0
Contest Totals	1,361			324	975	61	1	0

### Member, State Board of Education, District 12 CCD

Vote For 1

	TOTAL	VOTE %		Election Day	Early Voting	Ballot By Mail	Provisional Ballots	Limited Ballots
REP Pam Little	692	53.07%	<div style="width: 53.07%;"><div style="width: 53.07%;"></div></div>	181	484	27	0	0
DEM Alex Cornwallis	567	43.48%	<div style="width: 43.48%;"><div style="width: 43.48%;"></div></div>	109	427	30	1	0
LIB Christy Mowrey	44	3.37%	<div style="width: 3.37%;"><div style="width: 3.37%;"></div></div>	14	29	1	0	0
Write-In Totals	2	0.15%	<div style="width: 0.15%;"><div style="width: 0.15%;"></div></div>	0	2	0	0	0
Total Votes Cast	1,304	100.00%	<div style="width: 100.00%;"><div style="width: 100.00%;"></div></div>	304	941	58	1	0
Overvotes	0			0	0	0	0	0
Undervotes	57			20	34	3	0	0
Contest Totals	1,361			324	975	61	1	0

### State Senator, District 8

Vote For 1

	TOTAL	VOTE %		Election Day	Early Voting	Ballot By Mail	Provisional Ballots	Limited Ballots
REP Angela Paxton	630	48.24%	<div style="width: 48.24%;"><div style="width: 48.24%;"></div></div>	177	434	19	0	0
DEM Jonathan Cocks	631	48.32%	<div style="width: 48.32%;"><div style="width: 48.32%;"></div></div>	118	477	35	1	0
LIB Edward Kless	45	3.45%	<div style="width: 3.45%;"><div style="width: 3.45%;"></div></div>	11	30	4	0	0
Total Votes Cast	1,306	100.00%	<div style="width: 100.00%;"><div style="width: 100.00%;"></div></div>	306	941	58	1	0
Overvotes	0			0	0	0	0	0
Undervotes	55			18	34	3	0	0
Contest Totals	1,361			324	975	61	1	0

### State Representative, District 70

Vote For 1

	TOTAL	VOTE %		Election Day	Early Voting	Ballot By Mail	Provisional Ballots	Limited Ballots
REP Jamee Jolly	717	54.48%	<div style="width: 54.48%;"><div style="width: 54.48%;"></div></div>	189	498	30	0	0
DEM Mihaela Elizabeth Plesa	599	45.52%	<div style="width: 45.52%;"><div style="width: 45.52%;"></div></div>	120	450	28	1	0
Total Votes Cast	1,316	100.00%	<div style="width: 100.00%;"><div style="width: 100.00%;"></div></div>	309	948	58	1	0
Overvotes	0			0	0	0	0	0
Undervotes	45			15	27	3	0	0
Contest Totals	1,361			324	975	61	1	0

## PCT 138

### Justice, 5th Court of Appeals District, Place 4

Vote For 1

	TOTAL	VOTE %	Election Day	Early Voting	Ballot By Mail	Provisional Ballots	Limited Ballots
REP Emily A. Miskel	701	54.38%	185	489	27	0	0
DEM Maricela Moore	588	45.62%	115	442	30	1	0
Total Votes Cast	1,289	100.00%	300	931	57	1	0
Overvotes	0		0	0	0	0	0
Undervotes	72		24	44	4	0	0
Contest Totals	1,361		324	975	61	1	0

### Justice, 5th Court of Appeals District, Place 7

Vote For 1

	TOTAL	VOTE %	Election Day	Early Voting	Ballot By Mail	Provisional Ballots	Limited Ballots
REP Kristina Williams	703	54.29%	180	495	28	0	0
DEM Nancy Kennedy	592	45.71%	119	441	31	1	0
Total Votes Cast	1,295	100.00%	299	936	59	1	0
Overvotes	0		0	0	0	0	0
Undervotes	66		25	39	2	0	0
Contest Totals	1,361		324	975	61	1	0

### County Judge CCD

Vote For 1

	TOTAL	VOTE %	Election Day	Early Voting	Ballot By Mail	Provisional Ballots	Limited Ballots
REP Chris Hill	695	53.09%	185	484	26	0	0
DEM Joshua Murray	614	46.91%	120	461	32	1	0
Total Votes Cast	1,309	100.00%	305	945	58	1	0
Overvotes	0		0	0	0	0	0
Undervotes	52		19	30	3	0	0
Contest Totals	1,361		324	975	61	1	0

### District Clerk CCD

Vote For 1

	TOTAL	VOTE %	Election Day	Early Voting	Ballot By Mail	Provisional Ballots	Limited Ballots
REP Mike Gould	725	55.68%	186	510	29	0	0
DEM David Brignac	577	44.32%	118	428	30	1	0
Total Votes Cast	1,302	100.00%	304	938	59	1	0
Overvotes	0		0	0	0	0	0
Undervotes	59		20	37	2	0	0
Contest Totals	1,361		324	975	61	1	0

## PCT 138

### County Commissioner, Precinct 4

Vote For 1

	TOTAL	VOTE %		Election Day	Early Voting	Ballot By Mail	Provisional Ballots	Limited Ballots
REP Duncan Webb	733	55.91%	<div style="width: 55.91%;"><div style="width: 55.91%;"></div></div>	184	521	28	0	0
DEM Jeffrey Williams	578	44.09%	<div style="width: 44.09%;"><div style="width: 44.09%;"></div></div>	119	427	31	1	0
Total Votes Cast	1,311	100.00%	<div style="width: 100.00%;"><div style="width: 100.00%;"></div></div>	303	948	59	1	0
Overvotes	0			0	0	0	0	0
Undervotes	50			21	27	2	0	0
Contest Totals	1,361			324	975	61	1	0

### Justice of the Peace, Precinct 3

Vote For 1

	TOTAL	VOTE %		Election Day	Early Voting	Ballot By Mail	Provisional Ballots	Limited Ballots
REP Mike Missildine	715	55.00%	<div style="width: 55.00%;"><div style="width: 55.00%;"></div></div>	182	504	29	0	0
DEM Irvin Lynn Barrett	585	45.00%	<div style="width: 45.00%;"><div style="width: 45.00%;"></div></div>	119	435	30	1	0
Total Votes Cast	1,300	100.00%	<div style="width: 100.00%;"><div style="width: 100.00%;"></div></div>	301	939	59	1	0
Overvotes	0			0	0	0	0	0
Undervotes	61			23	36	2	0	0
Contest Totals	1,361			324	975	61	1	0

### Plano ISD - Proposition A

Vote For 1

	TOTAL	VOTE %		Election Day	Early Voting	Ballot By Mail	Provisional Ballots	Limited Ballots
For	703	55.75%	<div style="width: 55.75%;"><div style="width: 55.75%;"></div></div>	140	527	35	1	0
Against	558	44.25%	<div style="width: 44.25%;"><div style="width: 44.25%;"></div></div>	155	382	21	0	0
Total Votes Cast	1,261	100.00%	<div style="width: 100.00%;"><div style="width: 100.00%;"></div></div>	295	909	56	1	0
Overvotes	0			0	0	0	0	0
Undervotes	100			29	66	5	0	0
Contest Totals	1,361			324	975	61	1	0

### Plano ISD - Proposition B

Vote For 1

	TOTAL	VOTE %		Election Day	Early Voting	Ballot By Mail	Provisional Ballots	Limited Ballots
For	753	59.06%	<div style="width: 59.06%;"><div style="width: 59.06%;"></div></div>	164	554	34	1	0
Against	522	40.94%	<div style="width: 40.94%;"><div style="width: 40.94%;"></div></div>	134	365	23	0	0
Total Votes Cast	1,275	100.00%	<div style="width: 100.00%;"><div style="width: 100.00%;"></div></div>	298	919	57	1	0
Overvotes	0			0	0	0	0	0
Undervotes	86			26	56	4	0	0
Contest Totals	1,361			324	975	61	1	0

## PCT 138

### Plano ISD - Proposition C

Vote For 1

	TOTAL	VOTE %		Election Day	Early Voting	Ballot By Mail	Provisional Ballots	Limited Ballots
For	751	59.04%		165	551	34	1	0
Against	521	40.96%		132	366	23	0	0
Total Votes Cast	1,272	100.00%		297	917	57	1	0
Overvotes	0			0	0	0	0	0
Undervotes	89			27	58	4	0	0
Contest Totals	1,361			324	975	61	1	0

### Plano ISD - Proposition D

Vote For 1

	TOTAL	VOTE %		Election Day	Early Voting	Ballot By Mail	Provisional Ballots	Limited Ballots
For	675	53.23%		155	490	29	1	0
Against	593	46.77%		141	426	26	0	0
Total Votes Cast	1,268	100.00%		296	916	55	1	0
Overvotes	0			0	0	0	0	0
Undervotes	93			28	59	6	0	0
Contest Totals	1,361			324	975	61	1	0

### Plano ISD - Proposition E

Vote For 1

	TOTAL	VOTE %		Election Day	Early Voting	Ballot By Mail	Provisional Ballots	Limited Ballots
For	641	50.55%		139	472	29	1	0
Against	627	49.45%		157	444	26	0	0
Total Votes Cast	1,268	100.00%		296	916	55	1	0
Overvotes	0			0	0	0	0	0
Undervotes	93			28	59	6	0	0
Contest Totals	1,361			324	975	61	1	0

## PCT 139

### U. S. Representative, District 4

Vote For 1

	TOTAL	VOTE %	Election Day	Early Voting	Ballot By Mail	Provisional Ballots	Limited Ballots
REP Pat Fallon	894	43.91%	248	599	47	0	0
DEM Iro Omere	1,091	53.59%	256	782	51	2	0
LIB John Simmons	51	2.50%	20	29	2	0	0
Total Votes Cast	2,036	100.00%	524	1,410	100	2	0
Overvotes	0		0	0	0	0	0
Undervotes	31		6	22	3	0	0
Contest Totals	2,067		530	1,432	103	2	0

### Governor

Vote For 1

	TOTAL	VOTE %	Election Day	Early Voting	Ballot By Mail	Provisional Ballots	Limited Ballots
REP Greg Abbott	877	42.55%	239	586	52	0	0
DEM Beto O'Rourke	1,159	56.23%	277	830	50	2	0
LIB Mark Tippetts	18	0.87%	12	5	1	0	0
GRN Delilah Barrios	6	0.29%	0	6	0	0	0
Write-In Totals	1	0.05%	0	1	0	0	0
Total Votes Cast	2,061	100.00%	528	1,428	103	2	0
Overvotes	0		0	0	0	0	0
Undervotes	6		2	4	0	0	0
Contest Totals	2,067		530	1,432	103	2	0

### Lieutenant Governor

Vote For 1

	TOTAL	VOTE %	Election Day	Early Voting	Ballot By Mail	Provisional Ballots	Limited Ballots
REP Dan Patrick	843	41.30%	235	558	50	0	0
DEM Mike Collier	1,154	56.54%	264	837	51	2	0
LIB Shanna Steele	44	2.16%	25	18	1	0	0
Total Votes Cast	2,041	100.00%	524	1,413	102	2	0
Overvotes	0		0	0	0	0	0
Undervotes	26		6	19	1	0	0
Contest Totals	2,067		530	1,432	103	2	0

### Attorney General

Vote For 1

	TOTAL	VOTE %	Election Day	Early Voting	Ballot By Mail	Provisional Ballots	Limited Ballots
REP Ken Paxton	812	40.04%	231	535	46	0	0
DEM Rochelle Mercedes Garza	1,150	56.71%	269	828	52	1	0
LIB Mark Ash	66	3.25%	24	39	2	1	0
Total Votes Cast	2,028	100.00%	524	1,402	100	2	0
Overvotes	0		0	0	0	0	0
Undervotes	39		6	30	3	0	0
Contest Totals	2,067		530	1,432	103	2	0

## PCT 139

### Comptroller of Public Accounts

Vote For 1

	TOTAL	VOTE %	Election Day	Early Voting	Ballot By Mail	Provisional Ballots	Limited Ballots
REP Glenn Hegar	924	45.61%	258	616	50	0	0
DEM Janet T. Dudding	1,057	52.17%	237	770	48	2	0
LIB V. Alonzo Echevarria-Garza	45	2.22%	21	24	0	0	0
Total Votes Cast	2,026	100.00%	516	1,410	98	2	0
Overvotes	0		0	0	0	0	0
Undervotes	41		14	22	5	0	0
Contest Totals	2,067		530	1,432	103	2	0

### Commissioner of the General Land Office

Vote For 1

	TOTAL	VOTE %	Election Day	Early Voting	Ballot By Mail	Provisional Ballots	Limited Ballots
REP Dawn Buckingham	904	44.77%	255	602	47	0	0
DEM Jay Kleberg	1,085	53.74%	249	785	49	2	0
GRN Alfred Molison, Jr	29	1.44%	12	17	0	0	0
Write-In Totals	1	0.05%	1	0	0	0	0
Total Votes Cast	2,019	100.00%	517	1,404	96	2	0
Overvotes	0		0	0	0	0	0
Undervotes	48		13	28	7	0	0
Contest Totals	2,067		530	1,432	103	2	0

### Commissioner of Agriculture

Vote For 1

	TOTAL	VOTE %	Election Day	Early Voting	Ballot By Mail	Provisional Ballots	Limited Ballots
REP Sid Miller	885	43.86%	251	588	46	0	0
DEM Susan Hays	1,133	56.14%	266	813	52	2	0
Total Votes Cast	2,018	100.00%	517	1,401	98	2	0
Overvotes	0		0	0	0	0	0
Undervotes	49		13	31	5	0	0
Contest Totals	2,067		530	1,432	103	2	0

### Railroad Commissioner

Vote For 1

	TOTAL	VOTE %	Election Day	Early Voting	Ballot By Mail	Provisional Ballots	Limited Ballots
REP Wayne Christian	882	43.71%	242	592	48	0	0
DEM Luke Warford	1,064	52.73%	240	774	48	2	0
LIB Jaime Andres Diez	55	2.73%	28	27	0	0	0
GRN Hunter Wayne Crow	17	0.84%	7	10	0	0	0
Total Votes Cast	2,018	100.00%	517	1,403	96	2	0
Overvotes	0		0	0	0	0	0
Undervotes	49		13	29	7	0	0
Contest Totals	2,067		530	1,432	103	2	0

## PCT 139

### Justice, Supreme Court, Place 3

Vote For 1

	TOTAL	VOTE %	Election Day	Early Voting	Ballot By Mail	Provisional Ballots	Limited Ballots
REP Debra Lehrmann	905	44.82%	253	603	49	0	0
DEM Erin A. Nowell	1,072	53.10%	245	776	49	2	0
LIB Thomas Edward Oxford	42	2.08%	18	24	0	0	0
Total Votes Cast	2,019	100.00%	516	1,403	98	2	0
Overvotes	0		0	0	0	0	0
Undervotes	48		14	29	5	0	0
Contest Totals	2,067		530	1,432	103	2	0

### Justice, Supreme Court, Place 5

Vote For 1

	TOTAL	VOTE %	Election Day	Early Voting	Ballot By Mail	Provisional Ballots	Limited Ballots
REP Rebeca Huddle	917	45.67%	265	603	49	0	0
DEM Amanda Reichel	1,091	54.33%	250	791	48	2	0
Total Votes Cast	2,008	100.00%	515	1,394	97	2	0
Overvotes	0		0	0	0	0	0
Undervotes	59		15	38	6	0	0
Contest Totals	2,067		530	1,432	103	2	0

### Justice, Supreme Court, Place 9

Vote For 1

	TOTAL	VOTE %	Election Day	Early Voting	Ballot By Mail	Provisional Ballots	Limited Ballots
REP Evan Young	904	44.84%	256	598	50	0	0
DEM Julia Maldonado	1,112	55.16%	259	802	49	2	0
Total Votes Cast	2,016	100.00%	515	1,400	99	2	0
Overvotes	0		0	0	0	0	0
Undervotes	51		15	32	4	0	0
Contest Totals	2,067		530	1,432	103	2	0

### Judge, Court of Criminal Appeals, Place 5

Vote For 1

	TOTAL	VOTE %	Election Day	Early Voting	Ballot By Mail	Provisional Ballots	Limited Ballots
REP Scott Walker	904	45.13%	254	601	49	0	0
DEM Dana Huffman	1,099	54.87%	261	787	49	2	0
Total Votes Cast	2,003	100.00%	515	1,388	98	2	0
Overvotes	0		0	0	0	0	0
Undervotes	64		15	44	5	0	0
Contest Totals	2,067		530	1,432	103	2	0



## PCT 139

### Judge, Court of Criminal Appeals, Place 6

Vote For 1

	TOTAL	VOTE %		Election Day	Early Voting	Ballot By Mail	Provisional Ballots	Limited Ballots
REP Jesse F. McClure, III	908	45.33%	<div style="width: 45.33%;"><div style="width: 45.33%;"></div></div>	257	601	50	0	0
DEM Robert Johnson	1,095	54.67%	<div style="width: 54.67%;"><div style="width: 54.67%;"></div></div>	258	787	48	2	0
Total Votes Cast	2,003	100.00%	<div style="width: 100.00%;"><div style="width: 100.00%;"></div></div>	515	1,388	98	2	0
Overvotes	0			0	0	0	0	0
Undervotes	64			15	44	5	0	0
Contest Totals	2,067			530	1,432	103	2	0

### Member, State Board of Education, District 12 CCD

Vote For 1

	TOTAL	VOTE %		Election Day	Early Voting	Ballot By Mail	Provisional Ballots	Limited Ballots
REP Pam Little	895	44.39%	<div style="width: 44.39%;"><div style="width: 44.39%;"></div></div>	246	599	50	0	0
DEM Alex Cornwallis	1,065	52.83%	<div style="width: 52.83%;"><div style="width: 52.83%;"></div></div>	243	770	50	2	0
LIB Christy Mowrey	56	2.78%	<div style="width: 2.78%;"><div style="width: 2.78%;"></div></div>	26	30	0	0	0
Write-In Totals	0	0.00%	<div style="width: 0.00%;"><div style="width: 0.00%;"></div></div>	0	0	0	0	0
Total Votes Cast	2,016	100.00%	<div style="width: 100.00%;"><div style="width: 100.00%;"></div></div>	515	1,399	100	2	0
Overvotes	0			0	0	0	0	0
Undervotes	51			15	33	3	0	0
Contest Totals	2,067			530	1,432	103	2	0

### State Senator, District 8

Vote For 1

	TOTAL	VOTE %		Election Day	Early Voting	Ballot By Mail	Provisional Ballots	Limited Ballots
REP Angela Paxton	847	41.95%	<div style="width: 41.95%;"><div style="width: 41.95%;"></div></div>	242	554	51	0	0
DEM Jonathan Cocks	1,119	55.42%	<div style="width: 55.42%;"><div style="width: 55.42%;"></div></div>	258	810	50	1	0
LIB Edward Kless	53	2.63%	<div style="width: 2.63%;"><div style="width: 2.63%;"></div></div>	19	32	1	1	0
Total Votes Cast	2,019	100.00%	<div style="width: 100.00%;"><div style="width: 100.00%;"></div></div>	519	1,396	102	2	0
Overvotes	0			0	0	0	0	0
Undervotes	48			11	36	1	0	0
Contest Totals	2,067			530	1,432	103	2	0

### State Representative, District 70

Vote For 1

	TOTAL	VOTE %		Election Day	Early Voting	Ballot By Mail	Provisional Ballots	Limited Ballots
REP Jamee Jolly	920	45.73%	<div style="width: 45.73%;"><div style="width: 45.73%;"></div></div>	265	603	52	0	0
DEM Mihaela Elizabeth Plesa	1,092	54.27%	<div style="width: 54.27%;"><div style="width: 54.27%;"></div></div>	249	793	48	2	0
Total Votes Cast	2,012	100.00%	<div style="width: 100.00%;"><div style="width: 100.00%;"></div></div>	514	1,396	100	2	0
Overvotes	0			0	0	0	0	0
Undervotes	55			16	36	3	0	0
Contest Totals	2,067			530	1,432	103	2	0

## PCT 139

### Justice, 5th Court of Appeals District, Place 4

Vote For 1

	TOTAL	VOTE %	Election Day	Early Voting	Ballot By Mail	Provisional Ballots	Limited Ballots
REP Emily A. Miskel	904	45.27%	256	599	49	0	0
DEM Maricela Moore	1,093	54.73%	256	787	48	2	0
Total Votes Cast	1,997	100.00%	512	1,386	97	2	0
Overvotes	0		0	0	0	0	0
Undervotes	70		18	46	6	0	0
Contest Totals	2,067		530	1,432	103	2	0

### Justice, 5th Court of Appeals District, Place 7

Vote For 1

	TOTAL	VOTE %	Election Day	Early Voting	Ballot By Mail	Provisional Ballots	Limited Ballots
REP Kristina Williams	888	44.49%	247	594	47	0	0
DEM Nancy Kennedy	1,108	55.51%	265	791	50	2	0
Total Votes Cast	1,996	100.00%	512	1,385	97	2	0
Overvotes	0		0	0	0	0	0
Undervotes	71		18	47	6	0	0
Contest Totals	2,067		530	1,432	103	2	0

### County Judge CCD

Vote For 1

	TOTAL	VOTE %	Election Day	Early Voting	Ballot By Mail	Provisional Ballots	Limited Ballots
REP Chris Hill	888	44.03%	247	591	50	0	0
DEM Joshua Murray	1,129	55.97%	268	810	49	2	0
Total Votes Cast	2,017	100.00%	515	1,401	99	2	0
Overvotes	0		0	0	0	0	0
Undervotes	50		15	31	4	0	0
Contest Totals	2,067		530	1,432	103	2	0

### District Clerk CCD




Vote For 1

	TOTAL	VOTE %	Election Day	Early Voting	Ballot By Mail	Provisional Ballots	Limited Ballots
REP Mike Gould	918	45.85%	261	609	48	0	0
DEM David Brignac	1,084	54.15%	252	783	47	2	0
Total Votes Cast	2,002	100.00%	513	1,392	95	2	0
Overvotes	0		0	0	0	0	0
Undervotes	65		17	40	8	0	0
Contest Totals	2,067		530	1,432	103	2	0

## PCT 139




### County Commissioner, Precinct 4

Vote For 1

	TOTAL	VOTE %		Election Day	Early Voting	Ballot By Mail	Provisional Ballots	Limited Ballots
REP Duncan Webb	905	45.23%		257	600	48	0	0
DEM Jeffrey Williams	1,096	54.77%		255	791	48	2	0
Total Votes Cast	2,001	100.00%		512	1,391	96	2	0
Overvotes	0			0	0	0	0	0
Undervotes	66			18	41	7	0	0
Contest Totals	2,067			530	1,432	103	2	0

### Justice of the Peace, Precinct 4

Vote For 1

	TOTAL	VOTE %		Election Day	Early Voting	Ballot By Mail	Provisional Ballots	Limited Ballots
REP Vincent Venegoni	893	44.81%		259	586	48	0	0
DEM Adam Kern	1,100	55.19%		251	798	49	2	0
Total Votes Cast	1,993	100.00%		510	1,384	97	2	0
Overvotes	0			0	0	0	0	0
Undervotes	74			20	48	6	0	0
Contest Totals	2,067			530	1,432	103	2	0

## PCT 140

### U. S. Representative District 3

Vote For 1

	TOTAL	VOTE %	Election Day	Early Voting	Ballot By Mail	Provisional Ballots	Limited Ballots
REP Keith Self	1,813	67.00%	465	1,293	54	1	0
DEM Sandeep Srivastava	833	30.78%	152	653	28	0	0
LIB Christopher Claytor	60	2.22%	20	35	5	0	0
Total Votes Cast	2,706	100.00%	637	1,981	87	1	0
Overvotes	0		0	0	0	0	0
Undervotes	38		14	24	0	0	0
Contest Totals	2,744		651	2,005	87	1	0

### Governor

Vote For 1

	TOTAL	VOTE %	Election Day	Early Voting	Ballot By Mail	Provisional Ballots	Limited Ballots
REP Greg Abbott	1,773	64.80%	455	1,263	54	1	0
DEM Beto O'Rourke	927	33.88%	183	713	31	0	0
LIB Mark Tippetts	35	1.28%	10	24	1	0	0
GRN Delilah Barrios	1	0.04%	1	0	0	0	0
Write-In Totals	0	0.00%	0	0	0	0	0
Total Votes Cast	2,736	100.00%	649	2,000	86	1	0
Overvotes	0		0	0	0	0	0
Undervotes	8		2	5	1	0	0
Contest Totals	2,744		651	2,005	87	1	0

### Lieutenant Governor

Vote For 1

	TOTAL	VOTE %	Election Day	Early Voting	Ballot By Mail	Provisional Ballots	Limited Ballots
REP Dan Patrick	1,726	63.43%	445	1,229	52	0	0
DEM Mike Collier	939	34.51%	174	731	34	0	0
LIB Shanna Steele	56	2.06%	21	35	0	0	0
Total Votes Cast	2,721	100.00%	640	1,995	86	0	0
Overvotes	0		0	0	0	0	0
Undervotes	23		11	10	1	1	0
Contest Totals	2,744		651	2,005	87	1	0

### Attorney General

Vote For 1

	TOTAL	VOTE %	Election Day	Early Voting	Ballot By Mail	Provisional Ballots	Limited Ballots
REP Ken Paxton	1,654	61.42%	434	1,170	50	0	0
DEM Rochelle Mercedes Garza	927	34.42%	173	721	33	0	0
LIB Mark Ash	112	4.16%	29	81	2	0	0
Total Votes Cast	2,693	100.00%	636	1,972	85	0	0
Overvotes	0		0	0	0	0	0
Undervotes	51		15	33	2	1	0
Contest Totals	2,744		651	2,005	87	1	0

**PCT 140**

**Comptroller of Public Accounts**

Vote For 1

	TOTAL	VOTE %	Election Day	Early Voting	Ballot By Mail	Provisional Ballots	Limited Ballots
REP Glenn Hegar	1,821	68.10%	464	1,302	54	1	0
DEM Janet T. Dudding	810	30.29%	150	630	30	0	0
LIB V. Alonzo Echevarria-Garza	43	1.61%	15	27	1	0	0
Total Votes Cast	2,674	100.00%	629	1,959	85	1	0
Overvotes	0		0	0	0	0	0
Undervotes	70		22	46	2	0	0
Contest Totals	2,744		651	2,005	87	1	0

**Commissioner of the General Land Office**

Vote For 1

	TOTAL	VOTE %	Election Day	Early Voting	Ballot By Mail	Provisional Ballots	Limited Ballots
REP Dawn Buckingham	1,802	67.49%	467	1,279	55	1	0
DEM Jay Kleberg	847	31.72%	151	664	32	0	0
GRN Alfred Molison, Jr	20	0.75%	9	11	0	0	0
Write-In Totals	1	0.04%	1	0	0	0	0
Total Votes Cast	2,670	100.00%	628	1,954	87	1	0
Overvotes	0		0	0	0	0	0
Undervotes	74		23	51	0	0	0
Contest Totals	2,744		651	2,005	87	1	0

**Commissioner of Agriculture**

Vote For 1

	TOTAL	VOTE %	Election Day	Early Voting	Ballot By Mail	Provisional Ballots	Limited Ballots
REP Sid Miller	1,812	67.94%	464	1,295	52	1	0
DEM Susan Hays	855	32.06%	160	660	35	0	0
Total Votes Cast	2,667	100.00%	624	1,955	87	1	0
Overvotes	0		0	0	0	0	0
Undervotes	77		27	50	0	0	0
Contest Totals	2,744		651	2,005	87	1	0

**Railroad Commissioner**

Vote For 1

	TOTAL	VOTE %	Election Day	Early Voting	Ballot By Mail	Provisional Ballots	Limited Ballots
REP Wayne Christian	1,770	66.39%	458	1,261	50	1	0
DEM Luke Warford	832	31.21%	146	651	35	0	0
LIB Jaime Andres Diez	45	1.69%	12	31	2	0	0
GRN Hunter Wayne Crow	19	0.71%	9	10	0	0	0
Total Votes Cast	2,666	100.00%	625	1,953	87	1	0
Overvotes	0		0	0	0	0	0
Undervotes	78		26	52	0	0	0
Contest Totals	2,744		651	2,005	87	1	0

## PCT 140

### Justice, Supreme Court, Place 3

Vote For 1

	TOTAL	VOTE %	Election Day	Early Voting	Ballot By Mail	Provisional Ballots	Limited Ballots
REP Debra Lehrmann	1,787	66.93%	455	1,275	56	1	0
DEM Erin A. Nowell	839	31.42%	155	655	29	0	0
LIB Thomas Edward Oxford	44	1.65%	16	27	1	0	0
Total Votes Cast	2,670	100.00%	626	1,957	86	1	0
Overvotes	0		0	0	0	0	0
Undervotes	74		25	48	1	0	0
Contest Totals	2,744		651	2,005	87	1	0

### Justice, Supreme Court, Place 5

Vote For 1

	TOTAL	VOTE %	Election Day	Early Voting	Ballot By Mail	Provisional Ballots	Limited Ballots
REP Rebeca Huddle	1,818	68.17%	465	1,297	55	1	0
DEM Amanda Reichel	849	31.83%	159	659	31	0	0
Total Votes Cast	2,667	100.00%	624	1,956	86	1	0
Overvotes	0		0	0	0	0	0
Undervotes	77		27	49	1	0	0
Contest Totals	2,744		651	2,005	87	1	0

### Justice, Supreme Court, Place 9

Vote For 1

	TOTAL	VOTE %	Election Day	Early Voting	Ballot By Mail	Provisional Ballots	Limited Ballots
REP Evan Young	1,799	67.63%	458	1,286	54	1	0
DEM Julia Maldonado	861	32.37%	164	666	31	0	0
Total Votes Cast	2,660	100.00%	622	1,952	85	1	0
Overvotes	0		0	0	0	0	0
Undervotes	84		29	53	2	0	0
Contest Totals	2,744		651	2,005	87	1	0

### Judge, Court of Criminal Appeals, Place 5

Vote For 1

	TOTAL	VOTE %	Election Day	Early Voting	Ballot By Mail	Provisional Ballots	Limited Ballots
REP Scott Walker	1,794	67.60%	457	1,282	54	1	0
DEM Dana Huffman	860	32.40%	162	666	32	0	0
Total Votes Cast	2,654	100.00%	619	1,948	86	1	0
Overvotes	0		0	0	0	0	0
Undervotes	90		32	57	1	0	0
Contest Totals	2,744		651	2,005	87	1	0

## PCT 140

### Judge, Court of Criminal Appeals, Place 6

Vote For 1

	TOTAL	VOTE %		Election Day	Early Voting	Ballot By Mail	Provisional Ballots	Limited Ballots
REP Jesse F. McClure, III	1,801	67.89%	<div style="width: 67.89%;"><div style="width: 67.89%;"></div></div>	460	1,284	56	1	0
DEM Robert Johnson	852	32.11%	<div style="width: 32.11%;"><div style="width: 32.11%;"></div></div>	158	664	30	0	0
Total Votes Cast	2,653	100.00%	<div style="width: 100.00%;"><div style="width: 100.00%;"></div></div>	618	1,948	86	1	0
Overvotes	0			0	0	0	0	0
Undervotes	91			33	57	1	0	0
Contest Totals	2,744			651	2,005	87	1	0

### Member, State Board of Education, District 12 CCD

Vote For 1

	TOTAL	VOTE %		Election Day	Early Voting	Ballot By Mail	Provisional Ballots	Limited Ballots
REP Pam Little	1,770	66.52%	<div style="width: 66.52%;"><div style="width: 66.52%;"></div></div>	453	1,260	56	1	0
DEM Alex Cornwallis	829	31.15%	<div style="width: 31.15%;"><div style="width: 31.15%;"></div></div>	152	650	27	0	0
LIB Christy Mowrey	59	2.22%	<div style="width: 2.22%;"><div style="width: 2.22%;"></div></div>	17	39	3	0	0
Write-In Totals	3	0.11%	<div style="width: 0.11%;"><div style="width: 0.11%;"></div></div>	1	2	0	0	0
Total Votes Cast	2,661	100.00%	<div style="width: 100.00%;"><div style="width: 100.00%;"></div></div>	623	1,951	86	1	0
Overvotes	0			0	0	0	0	0
Undervotes	83			28	54	1	0	0
Contest Totals	2,744			651	2,005	87	1	0

### State Senator, District 8

Vote For 1

	TOTAL	VOTE %		Election Day	Early Voting	Ballot By Mail	Provisional Ballots	Limited Ballots
REP Angela Paxton	1,674	62.88%	<div style="width: 62.88%;"><div style="width: 62.88%;"></div></div>	439	1,182	53	0	0
DEM Jonathan Cocks	910	34.18%	<div style="width: 34.18%;"><div style="width: 34.18%;"></div></div>	166	710	34	0	0
LIB Edward Kless	78	2.93%	<div style="width: 2.93%;"><div style="width: 2.93%;"></div></div>	19	59	0	0	0
Total Votes Cast	2,662	100.00%	<div style="width: 100.00%;"><div style="width: 100.00%;"></div></div>	624	1,951	87	0	0
Overvotes	0			0	0	0	0	0
Undervotes	82			27	54	0	1	0
Contest Totals	2,744			651	2,005	87	1	0

### State Representative, District 61

Vote For 1

	TOTAL	VOTE %		Election Day	Early Voting	Ballot By Mail	Provisional Ballots	Limited Ballots
REP Frederick Frazier	1,786	67.14%	<div style="width: 67.14%;"><div style="width: 67.14%;"></div></div>	454	1,280	51	1	0
DEM Sheena King	874	32.86%	<div style="width: 32.86%;"><div style="width: 32.86%;"></div></div>	168	671	35	0	0
Total Votes Cast	2,660	100.00%	<div style="width: 100.00%;"><div style="width: 100.00%;"></div></div>	622	1,951	86	1	0
Overvotes	0			0	0	0	0	0
Undervotes	84			29	54	1	0	0
Contest Totals	2,744			651	2,005	87	1	0

## PCT 140

### Justice, 5th Court of Appeals District, Place 4

Vote For 1

	TOTAL	VOTE %	Election Day	Early Voting	Ballot By Mail	Provisional Ballots	Limited Ballots
REP Emily A. Miskel	1,804	68.08%	460	1,290	53	1	0
DEM Maricela Moore	846	31.92%	157	656	33	0	0
Total Votes Cast	2,650	100.00%	617	1,946	86	1	0
Overvotes	0		0	0	0	0	0
Undervotes	94		34	59	1	0	0
Contest Totals	2,744		651	2,005	87	1	0

### Justice, 5th Court of Appeals District, Place 7

Vote For 1

	TOTAL	VOTE %	Election Day	Early Voting	Ballot By Mail	Provisional Ballots	Limited Ballots
REP Kristina Williams	1,798	67.93%	457	1,288	52	1	0
DEM Nancy Kennedy	849	32.07%	160	656	33	0	0
Total Votes Cast	2,647	100.00%	617	1,944	85	1	0
Overvotes	0		0	0	0	0	0
Undervotes	97		34	61	2	0	0
Contest Totals	2,744		651	2,005	87	1	0

### County Judge CCD

Vote For 1

	TOTAL	VOTE %	Election Day	Early Voting	Ballot By Mail	Provisional Ballots	Limited Ballots
REP Chris Hill	1,806	67.56%	456	1,293	56	1	0
DEM Joshua Murray	867	32.44%	170	667	30	0	0
Total Votes Cast	2,673	100.00%	626	1,960	86	1	0
Overvotes	0		0	0	0	0	0
Undervotes	71		25	45	1	0	0
Contest Totals	2,744		651	2,005	87	1	0

### District Clerk CCD

Vote For 1




	TOTAL	VOTE %	Election Day	Early Voting	Ballot By Mail	Provisional Ballots	Limited Ballots
REP Mike Gould	1,814	68.53%	462	1,297	54	1	0
DEM David Brignac	833	31.47%	157	645	31	0	0
Total Votes Cast	2,647	100.00%	619	1,942	85	1	0
Overvotes	0		0	0	0	0	0
Undervotes	97		32	63	2	0	0
Contest Totals	2,744		651	2,005	87	1	0



## PCT 140




### Justice of the Peace, Precinct 4

Vote For 1

	TOTAL	VOTE %		Election Day	Early Voting	Ballot By Mail	Provisional Ballots	Limited Ballots
REP Vincent Venegoni	1,794	67.90%		462	1,277	54	1	0
DEM Adam Kern	848	32.10%		160	657	31	0	0
Total Votes Cast	2,642	100.00%		622	1,934	85	1	0
Overvotes	0			0	0	0	0	0
Undervotes	102			29	71	2	0	0
Contest Totals	2,744			651	2,005	87	1	0

### McKinney, City of - Local Option Election

Vote For 1

	TOTAL	VOTE %		Election Day	Early Voting	Ballot By Mail	Provisional Ballots	Limited Ballots
For	1,991	75.76%		450	1,473	67	1	0
Against	637	24.24%		167	454	16	0	0
Total Votes Cast	2,628	100.00%		617	1,927	83	1	0
Overvotes	0			0	0	0	0	0
Undervotes	116			34	78	4	0	0
Contest Totals	2,744			651	2,005	87	1	0

## PCT 141

### U. S. Representative District 3

Vote For 1

	TOTAL	VOTE %	Election Day	Early Voting	Ballot By Mail	Provisional Ballots	Limited Ballots
REP Keith Self	973	48.77%	254	687	32	0	0
DEM Sandeep Srivastava	972	48.72%	214	707	51	0	0
LIB Christopher Claytor	50	2.51%	13	36	1	0	0
Total Votes Cast	1,995	100.00%	481	1,430	84	0	0
Overvotes	0		0	0	0	0	0
Undervotes	31		8	22	1	0	0
Contest Totals	2,026		489	1,452	85	0	0

### Governor

Vote For 1

	TOTAL	VOTE %	Election Day	Early Voting	Ballot By Mail	Provisional Ballots	Limited Ballots
REP Greg Abbott	957	47.45%	248	675	34	0	0
DEM Beto O'Rourke	1,034	51.26%	233	752	49	0	0
LIB Mark Tippetts	22	1.09%	5	16	1	0	0
GRN Delilah Barrios	2	0.10%	0	2	0	0	0
Write-In Totals	2	0.10%	2	0	0	0	0
Total Votes Cast	2,017	100.00%	488	1,445	84	0	0
Overvotes	0		0	0	0	0	0
Undervotes	9		1	7	1	0	0
Contest Totals	2,026		489	1,452	85	0	0

### Lieutenant Governor

Vote For 1

	TOTAL	VOTE %	Election Day	Early Voting	Ballot By Mail	Provisional Ballots	Limited Ballots
REP Dan Patrick	915	45.70%	235	649	31	0	0
DEM Mike Collier	1,049	52.40%	236	759	54	0	0
LIB Shanna Steele	38	1.90%	11	27	0	0	0
Total Votes Cast	2,002	100.00%	482	1,435	85	0	0
Overvotes	0		0	0	0	0	0
Undervotes	24		7	17	0	0	0
Contest Totals	2,026		489	1,452	85	0	0

### Attorney General

Vote For 1

	TOTAL	VOTE %	Election Day	Early Voting	Ballot By Mail	Provisional Ballots	Limited Ballots
REP Ken Paxton	885	44.61%	235	620	30	0	0
DEM Rochelle Mercedes Garza	1,019	51.36%	220	746	53	0	0
LIB Mark Ash	80	4.03%	22	56	2	0	0
Total Votes Cast	1,984	100.00%	477	1,422	85	0	0
Overvotes	0		0	0	0	0	0
Undervotes	42		12	30	0	0	0
Contest Totals	2,026		489	1,452	85	0	0

## PCT 141

### Comptroller of Public Accounts

Vote For 1

	TOTAL	VOTE %	Election Day	Early Voting	Ballot By Mail	Provisional Ballots	Limited Ballots
REP Glenn Hegar	1,011	51.06%	266	713	32	0	0
DEM Janet T. Dudding	928	46.87%	197	684	47	0	0
LIB V. Alonzo Echevarria-Garza	41	2.07%	15	23	3	0	0
Total Votes Cast	1,980	100.00%	478	1,420	82	0	0
Overvotes	0		0	0	0	0	0
Undervotes	46		11	32	3	0	0
Contest Totals	2,026		489	1,452	85	0	0

### Commissioner of the General Land Office

Vote For 1

	TOTAL	VOTE %	Election Day	Early Voting	Ballot By Mail	Provisional Ballots	Limited Ballots
REP Dawn Buckingham	988	50.00%	265	691	32	0	0
DEM Jay Kleberg	962	48.68%	206	706	50	0	0
GRN Alfred Molison, Jr	23	1.16%	4	18	1	0	0
Write-In Totals	3	0.15%	1	1	1	0	0
Total Votes Cast	1,976	100.00%	476	1,416	84	0	0
Overvotes	0		0	0	0	0	0
Undervotes	50		13	36	1	0	0
Contest Totals	2,026		489	1,452	85	0	0

### Commissioner of Agriculture

Vote For 1

	TOTAL	VOTE %	Election Day	Early Voting	Ballot By Mail	Provisional Ballots	Limited Ballots
REP Sid Miller	983	49.87%	255	696	32	0	0
DEM Susan Hays	988	50.13%	220	716	52	0	0
Total Votes Cast	1,971	100.00%	475	1,412	84	0	0
Overvotes	0		0	0	0	0	0
Undervotes	55		14	40	1	0	0
Contest Totals	2,026		489	1,452	85	0	0

### Railroad Commissioner

Vote For 1

	TOTAL	VOTE %	Election Day	Early Voting	Ballot By Mail	Provisional Ballots	Limited Ballots
REP Wayne Christian	954	48.35%	246	678	30	0	0
DEM Luke Warford	937	47.49%	205	683	49	0	0
LIB Jaime Andres Diez	54	2.74%	14	37	3	0	0
GRN Hunter Wayne Crow	28	1.42%	9	18	1	0	0
Total Votes Cast	1,973	100.00%	474	1,416	83	0	0
Overvotes	0		0	0	0	0	0
Undervotes	53		15	36	2	0	0
Contest Totals	2,026		489	1,452	85	0	0

## PCT 141

### Justice, Supreme Court, Place 3

Vote For 1

	TOTAL	VOTE %	Election Day	Early Voting	Ballot By Mail	Provisional Ballots	Limited Ballots
REP Debra Lehrmann	993	50.41%	253	704	36	0	0
DEM Erin A. Nowell	938	47.61%	206	688	44	0	0
LIB Thomas Edward Oxford	39	1.98%	14	24	1	0	0
Total Votes Cast	1,970	100.00%	473	1,416	81	0	0
Overvotes	0		0	0	0	0	0
Undervotes	56		16	36	4	0	0
Contest Totals	2,026		489	1,452	85	0	0

### Justice, Supreme Court, Place 5

Vote For 1

	TOTAL	VOTE %	Election Day	Early Voting	Ballot By Mail	Provisional Ballots	Limited Ballots
REP Rebeca Huddle	1,002	51.02%	258	708	36	0	0
DEM Amanda Reichel	962	48.98%	214	703	45	0	0
Total Votes Cast	1,964	100.00%	472	1,411	81	0	0
Overvotes	0		0	0	0	0	0
Undervotes	62		17	41	4	0	0
Contest Totals	2,026		489	1,452	85	0	0

### Justice, Supreme Court, Place 9

Vote For 1

	TOTAL	VOTE %	Election Day	Early Voting	Ballot By Mail	Provisional Ballots	Limited Ballots
REP Evan Young	1,003	51.04%	266	704	33	0	0
DEM Julia Maldonado	962	48.96%	207	707	48	0	0
Total Votes Cast	1,965	100.00%	473	1,411	81	0	0
Overvotes	0		0	0	0	0	0
Undervotes	61		16	41	4	0	0
Contest Totals	2,026		489	1,452	85	0	0

### Judge, Court of Criminal Appeals, Place 5

Vote For 1

	TOTAL	VOTE %	Election Day	Early Voting	Ballot By Mail	Provisional Ballots	Limited Ballots
REP Scott Walker	990	50.51%	259	698	33	0	0
DEM Dana Huffman	970	49.49%	211	711	48	0	0
Total Votes Cast	1,960	100.00%	470	1,409	81	0	0
Overvotes	0		0	0	0	0	0
Undervotes	66		19	43	4	0	0
Contest Totals	2,026		489	1,452	85	0	0

## PCT 141

### Judge, Court of Criminal Appeals, Place 6

Vote For 1

	TOTAL	VOTE %		Election Day	Early Voting	Ballot By Mail	Provisional Ballots	Limited Ballots
REP Jesse F. McClure, III	998	51.07%	<div style="width: 51.07%;"><div style="width: 51.07%;"></div></div>	261	704	33	0	0
DEM Robert Johnson	956	48.93%	<div style="width: 48.93%;"><div style="width: 48.93%;"></div></div>	206	702	48	0	0
Total Votes Cast	1,954	100.00%	<div style="width: 100.00%;"><div style="width: 100.00%;"></div></div>	467	1,406	81	0	0
Overvotes	0			0	0	0	0	0
Undervotes	72			22	46	4	0	0
Contest Totals	2,026			489	1,452	85	0	0

### Member, State Board of Education, District 12 CCD

Vote For 1

	TOTAL	VOTE %		Election Day	Early Voting	Ballot By Mail	Provisional Ballots	Limited Ballots
REP Pam Little	962	49.08%	<div style="width: 49.08%;"><div style="width: 49.08%;"></div></div>	250	676	36	0	0
DEM Alex Cornwallis	948	48.37%	<div style="width: 48.37%;"><div style="width: 48.37%;"></div></div>	201	701	46	0	0
LIB Christy Mowrey	49	2.50%	<div style="width: 2.50%;"><div style="width: 2.50%;"></div></div>	16	31	2	0	0
Write-In Totals	1	0.05%	<div style="width: 0.05%;"><div style="width: 0.05%;"></div></div>	0	1	0	0	0
Total Votes Cast	1,960	100.00%	<div style="width: 100.00%;"><div style="width: 100.00%;"></div></div>	467	1,409	84	0	0
Overvotes	0			0	0	0	0	0
Undervotes	66			22	43	1	0	0
Contest Totals	2,026			489	1,452	85	0	0

### State Senator, District 8

Vote For 1

	TOTAL	VOTE %		Election Day	Early Voting	Ballot By Mail	Provisional Ballots	Limited Ballots
REP Angela Paxton	900	46.04%	<div style="width: 46.04%;"><div style="width: 46.04%;"></div></div>	238	633	29	0	0
DEM Jonathan Cocks	996	50.95%	<div style="width: 50.95%;"><div style="width: 50.95%;"></div></div>	214	730	52	0	0
LIB Edward Kless	59	3.02%	<div style="width: 3.02%;"><div style="width: 3.02%;"></div></div>	15	41	3	0	0
Total Votes Cast	1,955	100.00%	<div style="width: 100.00%;"><div style="width: 100.00%;"></div></div>	467	1,404	84	0	0
Overvotes	0			0	0	0	0	0
Undervotes	71			22	48	1	0	0
Contest Totals	2,026			489	1,452	85	0	0

### Justice, 5th Court of Appeals District, Place 4

Vote For 1

	TOTAL	VOTE %		Election Day	Early Voting	Ballot By Mail	Provisional Ballots	Limited Ballots
REP Emily A. Miskel	994	50.95%	<div style="width: 50.95%;"><div style="width: 50.95%;"></div></div>	261	697	36	0	0
DEM Maricela Moore	957	49.05%	<div style="width: 49.05%;"><div style="width: 49.05%;"></div></div>	205	707	45	0	0
Total Votes Cast	1,951	100.00%	<div style="width: 100.00%;"><div style="width: 100.00%;"></div></div>	466	1,404	81	0	0
Overvotes	0			0	0	0	0	0
Undervotes	75			23	48	4	0	0
Contest Totals	2,026			489	1,452	85	0	0

## PCT 141

### Justice, 5th Court of Appeals District, Place 7

Vote For 1

	TOTAL	VOTE %	Election Day	Early Voting	Ballot By Mail	Provisional Ballots	Limited Ballots
REP Kristina Williams	987	50.77%	260	695	32	0	0
DEM Nancy Kennedy	957	49.23%	205	707	45	0	0
Total Votes Cast	1,944	100.00%	465	1,402	77	0	0
Overvotes	0		0	0	0	0	0
Undervotes	82		24	50	8	0	0
Contest Totals	2,026		489	1,452	85	0	0

### County Judge CCD

Vote For 1

	TOTAL	VOTE %	Election Day	Early Voting	Ballot By Mail	Provisional Ballots	Limited Ballots
REP Chris Hill	991	50.66%	255	704	32	0	0
DEM Joshua Murray	965	49.34%	217	702	46	0	0
Total Votes Cast	1,956	100.00%	472	1,406	78	0	0
Overvotes	0		0	0	0	0	0
Undervotes	70		17	46	7	0	0
Contest Totals	2,026		489	1,452	85	0	0

### District Clerk CCD

Vote For 1

	TOTAL	VOTE %	Election Day	Early Voting	Ballot By Mail	Provisional Ballots	Limited Ballots
REP Mike Gould	996	51.10%	266	699	31	0	0
DEM David Brignac	953	48.90%	205	701	47	0	0
Total Votes Cast	1,949	100.00%	471	1,400	78	0	0
Overvotes	0		0	0	0	0	0
Undervotes	77		18	52	7	0	0
Contest Totals	2,026		489	1,452	85	0	0

### Justice of the Peace, Precinct 3

Vote For 1

	TOTAL	VOTE %	Election Day	Early Voting	Ballot By Mail	Provisional Ballots	Limited Ballots
REP Mike Missildine	988	50.80%	254	702	32	0	0
DEM Irvin Lynn Barrett	957	49.20%	214	700	43	0	0
Total Votes Cast	1,945	100.00%	468	1,402	75	0	0
Overvotes	0		0	0	0	0	0
Undervotes	81		21	50	10	0	0
Contest Totals	2,026		489	1,452	85	0	0

## PCT 141

### Plano ISD - Proposition A

Vote For 1

	TOTAL	VOTE %		Election Day	Early Voting	Ballot By Mail	Provisional Ballots	Limited Ballots
For	931	48.82%	<div style="width: 48.82%;"><div style="width: 48.82%;"></div></div>	195	709	27	0	0
Against	976	51.18%	<div style="width: 51.18%;"><div style="width: 51.18%;"></div></div>	268	658	50	0	0
Total Votes Cast	1,907	100.00%	<div style="width: 100.00%;"><div style="width: 100.00%;"></div></div>	463	1,367	77	0	0
Overvotes	0			0	0	0	0	0
Undervotes	119			26	85	8	0	0
Contest Totals	2,026			489	1,452	85	0	0

### Plano ISD - Proposition B

Vote For 1

	TOTAL	VOTE %		Election Day	Early Voting	Ballot By Mail	Provisional Ballots	Limited Ballots
For	994	52.01%	<div style="width: 52.01%;"><div style="width: 52.01%;"></div></div>	216	750	28	0	0
Against	917	47.99%	<div style="width: 47.99%;"><div style="width: 47.99%;"></div></div>	246	622	49	0	0
Total Votes Cast	1,911	100.00%	<div style="width: 100.00%;"><div style="width: 100.00%;"></div></div>	462	1,372	77	0	0
Overvotes	0			0	0	0	0	0
Undervotes	115			27	80	8	0	0
Contest Totals	2,026			489	1,452	85	0	0

### Plano ISD - Proposition C

Vote For 1

	TOTAL	VOTE %		Election Day	Early Voting	Ballot By Mail	Provisional Ballots	Limited Ballots
For	1,017	53.25%	<div style="width: 53.25%;"><div style="width: 53.25%;"></div></div>	217	768	32	0	0
Against	893	46.75%	<div style="width: 46.75%;"><div style="width: 46.75%;"></div></div>	246	602	45	0	0
Total Votes Cast	1,910	100.00%	<div style="width: 100.00%;"><div style="width: 100.00%;"></div></div>	463	1,370	77	0	0
Overvotes	0			0	0	0	0	0
Undervotes	116			26	82	8	0	0
Contest Totals	2,026			489	1,452	85	0	0

### Plano ISD - Proposition D




Vote For 1

	TOTAL	VOTE %		Election Day	Early Voting	Ballot By Mail	Provisional Ballots	Limited Ballots
For	840	44.23%	<div style="width: 44.23%;"><div style="width: 44.23%;"></div></div>	187	631	22	0	0
Against	1,059	55.77%	<div style="width: 55.77%;"><div style="width: 55.77%;"></div></div>	274	730	55	0	0
Total Votes Cast	1,899	100.00%	<div style="width: 100.00%;"><div style="width: 100.00%;"></div></div>	461	1,361	77	0	0
Overvotes	0			0	0	0	0	0
Undervotes	127			28	91	8	0	0
Contest Totals	2,026			489	1,452	85	0	0

## PCT 141

### Plano ISD - Proposition E

Vote For 1

	TOTAL	VOTE %		Election Day	Early Voting	Ballot By Mail	Provisional Ballots	Limited Ballots
For	784	41.46%		166	599	19	0	0
Against	1,107	58.54%		296	753	58	0	0
Total Votes Cast	1,891	100.00%		462	1,352	77	0	0
Overvotes	0			0	0	0	0	0
Undervotes	135			27	100	8	0	0
Contest Totals	2,026			489	1,452	85	0	0



## PCT 142

### U. S. Representative, District 4

Vote For 1

	TOTAL	VOTE %	Election Day	Early Voting	Ballot By Mail	Provisional Ballots	Limited Ballots
REP Pat Fallon	791	46.61%	144	622	24	1	0
DEM Iro Omere	860	50.68%	133	680	47	0	0
LIB John Simmons	46	2.71%	7	38	1	0	0
Total Votes Cast	1,697	100.00%	284	1,340	72	1	0
Overvotes	0		0	0	0	0	0
Undervotes	44		7	33	4	0	0
Contest Totals	1,741		291	1,373	76	1	0

### Governor

Vote For 1

	TOTAL	VOTE %	Election Day	Early Voting	Ballot By Mail	Provisional Ballots	Limited Ballots
REP Greg Abbott	753	43.43%	134	598	20	1	0
DEM Beto O'Rourke	951	54.84%	150	749	52	0	0
LIB Mark Tippetts	23	1.33%	3	17	3	0	0
GRN Delilah Barrios	4	0.23%	2	2	0	0	0
Write-In Totals	3	0.17%	1	2	0	0	0
Total Votes Cast	1,734	100.00%	290	1,368	75	1	0
Overvotes	0		0	0	0	0	0
Undervotes	7		1	5	1	0	0
Contest Totals	1,741		291	1,373	76	1	0

### Lieutenant Governor

Vote For 1

	TOTAL	VOTE %	Election Day	Early Voting	Ballot By Mail	Provisional Ballots	Limited Ballots
REP Dan Patrick	707	41.18%	128	563	15	1	0
DEM Mike Collier	967	56.32%	149	759	59	0	0
LIB Shanna Steele	43	2.50%	8	34	1	0	0
Total Votes Cast	1,717	100.00%	285	1,356	75	1	0
Overvotes	0		0	0	0	0	0
Undervotes	24		6	17	1	0	0
Contest Totals	1,741		291	1,373	76	1	0

### Attorney General

Vote For 1

	TOTAL	VOTE %	Election Day	Early Voting	Ballot By Mail	Provisional Ballots	Limited Ballots
REP Ken Paxton	698	40.70%	130	553	14	1	0
DEM Rochelle Mercedes Garza	956	55.74%	148	750	58	0	0
LIB Mark Ash	61	3.56%	6	52	3	0	0
Total Votes Cast	1,715	100.00%	284	1,355	75	1	0
Overvotes	0		0	0	0	0	0
Undervotes	26		7	18	1	0	0
Contest Totals	1,741		291	1,373	76	1	0

## PCT 142

### Comptroller of Public Accounts

Vote For 1

	TOTAL	VOTE %	Election Day	Early Voting	Ballot By Mail	Provisional Ballots	Limited Ballots
REP Glenn Hegar	819	48.18%	144	657	17	1	0
DEM Janet T. Dudding	845	49.71%	133	658	54	0	0
LIB V. Alonzo Echevarria-Garza	36	2.12%	3	31	2	0	0
Total Votes Cast	1,700	100.00%	280	1,346	73	1	0
Overvotes	0		0	0	0	0	0
Undervotes	41		11	27	3	0	0
Contest Totals	1,741		291	1,373	76	1	0

### Commissioner of the General Land Office

Vote For 1

	TOTAL	VOTE %	Election Day	Early Voting	Ballot By Mail	Provisional Ballots	Limited Ballots
REP Dawn Buckingham	787	46.40%	139	629	18	1	0
DEM Jay Kleberg	888	52.36%	136	696	56	0	0
GRN Alfred Molison, Jr	20	1.18%	5	15	0	0	0
Write-In Totals	1	0.06%	0	1	0	0	0
Total Votes Cast	1,696	100.00%	280	1,341	74	1	0
Overvotes	0		0	0	0	0	0
Undervotes	45		11	32	2	0	0
Contest Totals	1,741		291	1,373	76	1	0

### Commissioner of Agriculture

Vote For 1

	TOTAL	VOTE %	Election Day	Early Voting	Ballot By Mail	Provisional Ballots	Limited Ballots
REP Sid Miller	799	47.08%	148	631	19	1	0
DEM Susan Hays	898	52.92%	135	711	52	0	0
Total Votes Cast	1,697	100.00%	283	1,342	71	1	0
Overvotes	0		0	0	0	0	0
Undervotes	44		8	31	5	0	0
Contest Totals	1,741		291	1,373	76	1	0

### Railroad Commissioner

Vote For 1

	TOTAL	VOTE %	Election Day	Early Voting	Ballot By Mail	Provisional Ballots	Limited Ballots
REP Wayne Christian	778	45.93%	144	614	19	1	0
DEM Luke Warford	851	50.24%	126	674	51	0	0
LIB Jaime Andres Diez	51	3.01%	7	42	2	0	0
GRN Hunter Wayne Crow	14	0.83%	3	11	0	0	0
Total Votes Cast	1,694	100.00%	280	1,341	72	1	0
Overvotes	0		0	0	0	0	0
Undervotes	47		11	32	4	0	0
Contest Totals	1,741		291	1,373	76	1	0

## PCT 142

### Justice, Supreme Court, Place 3

Vote For 1

	TOTAL	VOTE %	Election Day	Early Voting	Ballot By Mail	Provisional Ballots	Limited Ballots
REP Debra Lehrmann	783	46.36%	141	622	19	1	0
DEM Erin A. Nowell	871	51.57%	132	687	52	0	0
LIB Thomas Edward Oxford	35	2.07%	7	26	2	0	0
Total Votes Cast	1,689	100.00%	280	1,335	73	1	0
Overvotes	0		0	0	0	0	0
Undervotes	52		11	38	3	0	0
Contest Totals	1,741		291	1,373	76	1	0

### Justice, Supreme Court, Place 5

Vote For 1

	TOTAL	VOTE %	Election Day	Early Voting	Ballot By Mail	Provisional Ballots	Limited Ballots
REP Rebeca Huddle	800	47.45%	145	635	19	1	0
DEM Amanda Reichel	886	52.55%	134	699	53	0	0
Total Votes Cast	1,686	100.00%	279	1,334	72	1	0
Overvotes	0		0	0	0	0	0
Undervotes	55		12	39	4	0	0
Contest Totals	1,741		291	1,373	76	1	0

### Justice, Supreme Court, Place 9

Vote For 1

	TOTAL	VOTE %	Election Day	Early Voting	Ballot By Mail	Provisional Ballots	Limited Ballots
REP Evan Young	799	47.47%	140	635	23	1	0
DEM Julia Maldonado	884	52.53%	138	698	48	0	0
Total Votes Cast	1,683	100.00%	278	1,333	71	1	0
Overvotes	0		0	0	0	0	0
Undervotes	58		13	40	5	0	0
Contest Totals	1,741		291	1,373	76	1	0

### Judge, Court of Criminal Appeals, Place 5

Vote For 1

	TOTAL	VOTE %	Election Day	Early Voting	Ballot By Mail	Provisional Ballots	Limited Ballots
REP Scott Walker	791	47.17%	141	628	21	1	0
DEM Dana Huffman	886	52.83%	135	701	50	0	0
Total Votes Cast	1,677	100.00%	276	1,329	71	1	0
Overvotes	0		0	0	0	0	0
Undervotes	64		15	44	5	0	0
Contest Totals	1,741		291	1,373	76	1	0

## PCT 142

### Judge, Court of Criminal Appeals, Place 6

Vote For 1

	TOTAL	VOTE %		Election Day	Early Voting	Ballot By Mail	Provisional Ballots	Limited Ballots
REP Jesse F. McClure, III	792	47.43%	<div style="width: 47.43%;"><div style="width: 47.43%;"></div></div>	138	633	20	1	0
DEM Robert Johnson	878	52.57%	<div style="width: 52.57%;"><div style="width: 52.57%;"></div></div>	136	691	51	0	0
Total Votes Cast	1,670	100.00%	<div style="width: 100.00%;"><div style="width: 100.00%;"></div></div>	274	1,324	71	1	0
Overvotes	0			0	0	0	0	0
Undervotes	71			17	49	5	0	0
Contest Totals	1,741			291	1,373	76	1	0

### Member, State Board of Education, District 12 CCD

Vote For 1

	TOTAL	VOTE %		Election Day	Early Voting	Ballot By Mail	Provisional Ballots	Limited Ballots
REP Pam Little	783	46.58%	<div style="width: 46.58%;"><div style="width: 46.58%;"></div></div>	143	618	21	1	0
DEM Alex Cornwallis	855	50.86%	<div style="width: 50.86%;"><div style="width: 50.86%;"></div></div>	127	680	48	0	0
LIB Christy Mowrey	43	2.56%	<div style="width: 2.56%;"><div style="width: 2.56%;"></div></div>	6	34	3	0	0
Write-In Totals	0	0.00%	<div style="width: 0.00%;"><div style="width: 0.00%;"></div></div>	0	0	0	0	0
Total Votes Cast	1,681	100.00%	<div style="width: 100.00%;"><div style="width: 100.00%;"></div></div>	276	1,332	72	1	0
Overvotes	0			0	0	0	0	0
Undervotes	60			15	41	4	0	0
Contest Totals	1,741			291	1,373	76	1	0

### State Senator, District 2

Vote For 1

	TOTAL	VOTE %		Election Day	Early Voting	Ballot By Mail	Provisional Ballots	Limited Ballots
REP Bob Hall	796	47.92%	<div style="width: 47.92%;"><div style="width: 47.92%;"></div></div>	141	631	23	1	0
DEM Prince S. Giador	865	52.08%	<div style="width: 52.08%;"><div style="width: 52.08%;"></div></div>	131	684	50	0	0
Total Votes Cast	1,661	100.00%	<div style="width: 100.00%;"><div style="width: 100.00%;"></div></div>	272	1,315	73	1	0
Overvotes	0			0	0	0	0	0
Undervotes	80			19	58	3	0	0
Contest Totals	1,741			291	1,373	76	1	0

### State Representative, District 70




Vote For 1

	TOTAL	VOTE %		Election Day	Early Voting	Ballot By Mail	Provisional Ballots	Limited Ballots
REP Jamee Jolly	802	47.34%	<div style="width: 47.34%;"><div style="width: 47.34%;"></div></div>	146	637	18	1	0
DEM Mihaela Elizabeth Plesa	892	52.66%	<div style="width: 52.66%;"><div style="width: 52.66%;"></div></div>	134	703	55	0	0
Total Votes Cast	1,694	100.00%	<div style="width: 100.00%;"><div style="width: 100.00%;"></div></div>	280	1,340	73	1	0
Overvotes	0			0	0	0	0	0
Undervotes	47			11	33	3	0	0
Contest Totals	1,741			291	1,373	76	1	0

## PCT 142




### Justice, 5th Court of Appeals District, Place 4

Vote For 1

	TOTAL	VOTE %		Election Day	Early Voting	Ballot By Mail	Provisional Ballots	Limited Ballots
REP Emily A. Miskel	788	47.47%		137	628	22	1	0
DEM Maricela Moore	872	52.53%		137	688	47	0	0
Total Votes Cast	1,660	100.00%		274	1,316	69	1	0
Overvotes	0			0	0	0	0	0
Undervotes	81			17	57	7	0	0
Contest Totals	1,741			291	1,373	76	1	0




### Justice, 5th Court of Appeals District, Place 7

Vote For 1

	TOTAL	VOTE %		Election Day	Early Voting	Ballot By Mail	Provisional Ballots	Limited Ballots
REP Kristina Williams	780	46.93%		137	623	19	1	0
DEM Nancy Kennedy	882	53.07%		137	695	50	0	0
Total Votes Cast	1,662	100.00%		274	1,318	69	1	0
Overvotes	0			0	0	0	0	0
Undervotes	79			17	55	7	0	0
Contest Totals	1,741			291	1,373	76	1	0




### County Judge CCD

Vote For 1

	TOTAL	VOTE %		Election Day	Early Voting	Ballot By Mail	Provisional Ballots	Limited Ballots
REP Chris Hill	799	47.82%		138	637	23	1	0
DEM Joshua Murray	872	52.18%		133	692	47	0	0
Total Votes Cast	1,671	100.00%		271	1,329	70	1	0
Overvotes	0			0	0	0	0	0
Undervotes	70			20	44	6	0	0
Contest Totals	1,741			291	1,373	76	1	0

### District Clerk CCD

Vote For 1

	TOTAL	VOTE %		Election Day	Early Voting	Ballot By Mail	Provisional Ballots	Limited Ballots
REP Mike Gould	808	48.62%		143	641	23	1	0
DEM David Brignac	854	51.38%		128	680	46	0	0
Total Votes Cast	1,662	100.00%		271	1,321	69	1	0
Overvotes	0			0	0	0	0	0
Undervotes	79			20	52	7	0	0
Contest Totals	1,741			291	1,373	76	1	0

## PCT 142

### County Commissioner, Precinct 4

Vote For 1

	TOTAL	VOTE %	Election Day	Early Voting	Ballot By Mail	Provisional Ballots	Limited Ballots
REP Duncan Webb	793	47.94%	145	626	21	1	0
DEM Jeffrey Williams	861	52.06%	129	685	47	0	0
Total Votes Cast	1,654	100.00%	274	1,311	68	1	0
Overvotes	0		0	0	0	0	0
Undervotes	87		17	62	8	0	0
Contest Totals	1,741		291	1,373	76	1	0

### Justice of the Peace, Precinct 3

Vote For 1

	TOTAL	VOTE %	Election Day	Early Voting	Ballot By Mail	Provisional Ballots	Limited Ballots
REP Mike Missildine	790	47.85%	136	630	23	1	0
DEM Irvin Lynn Barrett	861	52.15%	134	683	44	0	0
Total Votes Cast	1,651	100.00%	270	1,313	67	1	0
Overvotes	0		0	0	0	0	0
Undervotes	90		21	60	9	0	0
Contest Totals	1,741		291	1,373	76	1	0

### Dallas, City of - Proposition A

Vote For 1

	TOTAL	VOTE %	Election Day	Early Voting	Ballot By Mail	Provisional Ballots	Limited Ballots
For	1,051	65.85%	167	834	49	1	0
Against	545	34.15%	97	436	12	0	0
Total Votes Cast	1,596	100.00%	264	1,270	61	1	0
Overvotes	0		0	0	0	0	0
Undervotes	145		27	103	15	0	0
Contest Totals	1,741		291	1,373	76	1	0

### Plano ISD - Proposition A

Vote For 1

	TOTAL	VOTE %	Election Day	Early Voting	Ballot By Mail	Provisional Ballots	Limited Ballots
For	795	49.81%	131	635	28	1	0
Against	801	50.19%	132	637	32	0	0
Total Votes Cast	1,596	100.00%	263	1,272	60	1	0
Overvotes	0		0	0	0	0	0
Undervotes	145		28	101	16	0	0
Contest Totals	1,741		291	1,373	76	1	0

## PCT 142

### Plano ISD - Proposition B

Vote For 1

	TOTAL	VOTE %		Election Day	Early Voting	Ballot By Mail	Provisional Ballots	Limited Ballots
For	902	56.09%	<div style="width: 56.09%;"><div style="width: 56.09%;"></div></div>	142	725	34	1	0
Against	706	43.91%	<div style="width: 43.91%;"><div style="width: 43.91%;"></div></div>	122	557	27	0	0
Total Votes Cast	1,608	100.00%	<div style="width: 100.00%;"><div style="width: 100.00%;"></div></div>	264	1,282	61	1	0
Overvotes	0			0	0	0	0	0
Undervotes	133			27	91	15	0	0
Contest Totals	1,741			291	1,373	76	1	0

### Plano ISD - Proposition C

Vote For 1

	TOTAL	VOTE %		Election Day	Early Voting	Ballot By Mail	Provisional Ballots	Limited Ballots
For	875	54.65%	<div style="width: 54.65%;"><div style="width: 54.65%;"></div></div>	147	693	34	1	0
Against	726	45.35%	<div style="width: 45.35%;"><div style="width: 45.35%;"></div></div>	118	581	27	0	0
Total Votes Cast	1,601	100.00%	<div style="width: 100.00%;"><div style="width: 100.00%;"></div></div>	265	1,274	61	1	0
Overvotes	0			0	0	0	0	0
Undervotes	140			26	99	15	0	0
Contest Totals	1,741			291	1,373	76	1	0

### Plano ISD - Proposition D

Vote For 1

	TOTAL	VOTE %		Election Day	Early Voting	Ballot By Mail	Provisional Ballots	Limited Ballots
For	762	47.83%	<div style="width: 47.83%;"><div style="width: 47.83%;"></div></div>	132	610	19	1	0
Against	831	52.17%	<div style="width: 52.17%;"><div style="width: 52.17%;"></div></div>	129	659	43	0	0
Total Votes Cast	1,593	100.00%	<div style="width: 100.00%;"><div style="width: 100.00%;"></div></div>	261	1,269	62	1	0
Overvotes	0			0	0	0	0	0
Undervotes	148			30	104	14	0	0
Contest Totals	1,741			291	1,373	76	1	0

### Plano ISD - Proposition E

Vote For 1

	TOTAL	VOTE %		Election Day	Early Voting	Ballot By Mail	Provisional Ballots	Limited Ballots
For	659	41.68%	<div style="width: 41.68%;"><div style="width: 41.68%;"></div></div>	115	521	22	1	0
Against	922	58.32%	<div style="width: 58.32%;"><div style="width: 58.32%;"></div></div>	145	741	36	0	0
Total Votes Cast	1,581	100.00%	<div style="width: 100.00%;"><div style="width: 100.00%;"></div></div>	260	1,262	58	1	0
Overvotes	0			0	0	0	0	0
Undervotes	157			31	111	15	0	0
Contest Totals	1,738			291	1,373	73	1	0

## PCT 143

### U. S. Representative, District 4

Vote For 1

	TOTAL	VOTE %		Election Day	Early Voting	Ballot By Mail	Provisional Ballots	Limited Ballots
REP Pat Fallon	705	55.91%	<div style="width: 55.91%;"><div style="width: 55.91%;"></div></div>	148	531	25	1	0
DEM Iro Omere	530	42.03%	<div style="width: 42.03%;"><div style="width: 42.03%;"></div></div>	96	406	27	1	0
LIB John Simmons	26	2.06%	<div style="width: 2.06%;"><div style="width: 2.06%;"></div></div>	8	17	1	0	0
Total Votes Cast	1,261	100.00%	<div style="width: 100.00%;"><div style="width: 100.00%;"></div></div>	252	954	53	2	0
Overvotes	0			0	0	0	0	0
Undervotes	27			3	19	5	0	0
Contest Totals	1,288			255	973	58	2	0

### Governor

Vote For 1

	TOTAL	VOTE %		Election Day	Early Voting	Ballot By Mail	Provisional Ballots	Limited Ballots
REP Greg Abbott	701	54.55%	<div style="width: 54.55%;"><div style="width: 54.55%;"></div></div>	144	527	29	1	0
DEM Beto O'Rourke	566	44.05%	<div style="width: 44.05%;"><div style="width: 44.05%;"></div></div>	108	429	28	1	0
LIB Mark Tippetts	17	1.32%	<div style="width: 1.32%;"><div style="width: 1.32%;"></div></div>	2	15	0	0	0
GRN Delilah Barrios	1	0.08%	<div style="width: 0.08%;"><div style="width: 0.08%;"></div></div>	0	1	0	0	0
Write-In Totals	0	0.00%	<div style="width: 0.00%;"><div style="width: 0.00%;"></div></div>	0	0	0	0	0
Total Votes Cast	1,285	100.00%	<div style="width: 100.00%;"><div style="width: 100.00%;"></div></div>	254	972	57	2	0
Overvotes	0			0	0	0	0	0
Undervotes	3			1	1	1	0	0
Contest Totals	1,288			255	973	58	2	0

### Lieutenant Governor

Vote For 1

	TOTAL	VOTE %		Election Day	Early Voting	Ballot By Mail	Provisional Ballots	Limited Ballots
REP Dan Patrick	666	52.19%	<div style="width: 52.19%;"><div style="width: 52.19%;"></div></div>	140	498	28	0	0
DEM Mike Collier	587	46.00%	<div style="width: 46.00%;"><div style="width: 46.00%;"></div></div>	106	452	28	1	0
LIB Shanna Steele	23	1.80%	<div style="width: 1.80%;"><div style="width: 1.80%;"></div></div>	7	15	0	1	0
Total Votes Cast	1,276	100.00%	<div style="width: 100.00%;"><div style="width: 100.00%;"></div></div>	253	965	56	2	0
Overvotes	0			0	0	0	0	0
Undervotes	12			2	8	2	0	0
Contest Totals	1,288			255	973	58	2	0

### Attorney General

Vote For 1

	TOTAL	VOTE %		Election Day	Early Voting	Ballot By Mail	Provisional Ballots	Limited Ballots
REP Ken Paxton	633	50.24%	<div style="width: 50.24%;"><div style="width: 50.24%;"></div></div>	137	468	27	1	0
DEM Rochelle Mercedes Garza	564	44.76%	<div style="width: 44.76%;"><div style="width: 44.76%;"></div></div>	101	434	28	1	0
LIB Mark Ash	63	5.00%	<div style="width: 5.00%;"><div style="width: 5.00%;"></div></div>	11	51	1	0	0
Total Votes Cast	1,260	100.00%	<div style="width: 100.00%;"><div style="width: 100.00%;"></div></div>	249	953	56	2	0
Overvotes	0			0	0	0	0	0
Undervotes	28			6	20	2	0	0
Contest Totals	1,288			255	973	58	2	0



## PCT 143

### Comptroller of Public Accounts

Vote For 1

	TOTAL	VOTE %	Election Day	Early Voting	Ballot By Mail	Provisional Ballots	Limited Ballots
REP Glenn Hegar	745	58.80%	154	555	35	1	0
DEM Janet T. Dudding	508	40.09%	93	391	23	1	0
LIB V. Alonzo Echevarria-Garza	14	1.10%	4	10	0	0	0
Total Votes Cast	1,267	100.00%	251	956	58	2	0
Overvotes	0		0	0	0	0	0
Undervotes	21		4	17	0	0	0
Contest Totals	1,288		255	973	58	2	0

### Commissioner of the General Land Office

Vote For 1

	TOTAL	VOTE %	Election Day	Early Voting	Ballot By Mail	Provisional Ballots	Limited Ballots
REP Dawn Buckingham	719	56.97%	157	533	28	1	0
DEM Jay Kleberg	534	42.31%	91	416	26	1	0
GRN Alfred Molison, Jr	9	0.71%	4	5	0	0	0
Write-In Totals	0	0.00%	0	0	0	0	0
Total Votes Cast	1,262	100.00%	252	954	54	2	0
Overvotes	0		0	0	0	0	0
Undervotes	26		3	19	4	0	0
Contest Totals	1,288		255	973	58	2	0

### Commissioner of Agriculture

Vote For 1

	TOTAL	VOTE %	Election Day	Early Voting	Ballot By Mail	Provisional Ballots	Limited Ballots
REP Sid Miller	710	56.30%	150	531	28	1	0
DEM Susan Hays	551	43.70%	102	421	27	1	0
Total Votes Cast	1,261	100.00%	252	952	55	2	0
Overvotes	0		0	0	0	0	0
Undervotes	27		3	21	3	0	0
Contest Totals	1,288		255	973	58	2	0

### Railroad Commissioner

Vote For 1

	TOTAL	VOTE %	Election Day	Early Voting	Ballot By Mail	Provisional Ballots	Limited Ballots
REP Wayne Christian	713	56.45%	155	529	28	1	0
DEM Luke Warford	518	41.01%	85	406	26	1	0
LIB Jaime Andres Diez	20	1.58%	8	11	1	0	0
GRN Hunter Wayne Crow	12	0.95%	3	8	1	0	0
Total Votes Cast	1,263	100.00%	251	954	56	2	0
Overvotes	0		0	0	0	0	0
Undervotes	25		4	19	2	0	0
Contest Totals	1,288		255	973	58	2	0

## PCT 143

### Justice, Supreme Court, Place 3

Vote For 1

	TOTAL	VOTE %		Election Day	Early Voting	Ballot By Mail	Provisional Ballots	Limited Ballots
REP Debra Lehrmann	725	57.63%	<div style="width: 57.63%;"><div style="width: 57.63%;"></div></div>	146	547	31	1	0
DEM Erin A. Nowell	523	41.57%	<div style="width: 41.57%;"><div style="width: 41.57%;"></div></div>	100	397	25	1	0
LIB Thomas Edward Oxford	10	0.79%	<div style="width: 0.79%;"><div style="width: 0.79%;"></div></div>	2	8	0	0	0
Total Votes Cast	1,258	100.00%	<div style="width: 100.00%;"><div style="width: 100.00%;"></div></div>	248	952	56	2	0
Overvotes	0			0	0	0	0	0
Undervotes	30			7	21	2	0	0
Contest Totals	1,288			255	973	58	2	0

### Justice, Supreme Court, Place 5

Vote For 1

	TOTAL	VOTE %		Election Day	Early Voting	Ballot By Mail	Provisional Ballots	Limited Ballots
REP Rebeca Huddle	724	57.69%	<div style="width: 57.69%;"><div style="width: 57.69%;"></div></div>	148	544	31	1	0
DEM Amanda Reichel	531	42.31%	<div style="width: 42.31%;"><div style="width: 42.31%;"></div></div>	100	405	25	1	0
Total Votes Cast	1,255	100.00%	<div style="width: 100.00%;"><div style="width: 100.00%;"></div></div>	248	949	56	2	0
Overvotes	0			0	0	0	0	0
Undervotes	33			7	24	2	0	0
Contest Totals	1,288			255	973	58	2	0

### Justice, Supreme Court, Place 9

Vote For 1

	TOTAL	VOTE %		Election Day	Early Voting	Ballot By Mail	Provisional Ballots	Limited Ballots
REP Evan Young	726	58.17%	<div style="width: 58.17%;"><div style="width: 58.17%;"></div></div>	148	546	31	1	0
DEM Julia Maldonado	522	41.83%	<div style="width: 41.83%;"><div style="width: 41.83%;"></div></div>	100	396	25	1	0
Total Votes Cast	1,248	100.00%	<div style="width: 100.00%;"><div style="width: 100.00%;"></div></div>	248	942	56	2	0
Overvotes	0			0	0	0	0	0
Undervotes	40			7	31	2	0	0
Contest Totals	1,288			255	973	58	2	0

### Judge, Court of Criminal Appeals, Place 5

Vote For 1

	TOTAL	VOTE %		Election Day	Early Voting	Ballot By Mail	Provisional Ballots	Limited Ballots
REP Scott Walker	719	57.80%	<div style="width: 57.80%;"><div style="width: 57.80%;"></div></div>	152	534	32	1	0
DEM Dana Huffman	525	42.20%	<div style="width: 42.20%;"><div style="width: 42.20%;"></div></div>	95	407	22	1	0
Total Votes Cast	1,244	100.00%	<div style="width: 100.00%;"><div style="width: 100.00%;"></div></div>	247	941	54	2	0
Overvotes	0			0	0	0	0	0
Undervotes	44			8	32	4	0	0
Contest Totals	1,288			255	973	58	2	0

## PCT 143

### Judge, Court of Criminal Appeals, Place 6

Vote For 1

	TOTAL	VOTE %		Election Day	Early Voting	Ballot By Mail	Provisional Ballots	Limited Ballots
REP Jesse F. McClure, III	729	58.70%	<div style="width: 58.70%;"><div style="width: 58.70%;"></div></div>	153	544	31	1	0
DEM Robert Johnson	513	41.30%	<div style="width: 41.30%;"><div style="width: 41.30%;"></div></div>	95	395	22	1	0
Total Votes Cast	1,242	100.00%	<div style="width: 100.00%;"><div style="width: 100.00%;"></div></div>	248	939	53	2	0
Overvotes	0			0	0	0	0	0
Undervotes	46			7	34	5	0	0
Contest Totals	1,288			255	973	58	2	0

### Member, State Board of Education, District 12 CCD

Vote For 1

	TOTAL	VOTE %		Election Day	Early Voting	Ballot By Mail	Provisional Ballots	Limited Ballots
REP Pam Little	694	55.92%	<div style="width: 55.92%;"><div style="width: 55.92%;"></div></div>	144	520	29	1	0
DEM Alex Cornwallis	514	41.42%	<div style="width: 41.42%;"><div style="width: 41.42%;"></div></div>	95	395	23	1	0
LIB Christy Mowrey	33	2.66%	<div style="width: 2.66%;"><div style="width: 2.66%;"></div></div>	7	25	1	0	0
Write-In Totals	0	0.00%	<div style="width: 0.00%;"><div style="width: 0.00%;"></div></div>	0	0	0	0	0
Total Votes Cast	1,241	100.00%	<div style="width: 100.00%;"><div style="width: 100.00%;"></div></div>	246	940	53	2	0
Overvotes	0			0	0	0	0	0
Undervotes	47			9	33	5	0	0
Contest Totals	1,288			255	973	58	2	0

### State Senator, District 8

Vote For 1

	TOTAL	VOTE %		Election Day	Early Voting	Ballot By Mail	Provisional Ballots	Limited Ballots
REP Angela Paxton	667	53.36%	<div style="width: 53.36%;"><div style="width: 53.36%;"></div></div>	142	499	25	1	0
DEM Jonathan Cocks	553	44.24%	<div style="width: 44.24%;"><div style="width: 44.24%;"></div></div>	99	426	27	1	0
LIB Edward Kless	30	2.40%	<div style="width: 2.40%;"><div style="width: 2.40%;"></div></div>	7	21	2	0	0
Total Votes Cast	1,250	100.00%	<div style="width: 100.00%;"><div style="width: 100.00%;"></div></div>	248	946	54	2	0
Overvotes	0			0	0	0	0	0
Undervotes	38			7	27	4	0	0
Contest Totals	1,288			255	973	58	2	0

### State Representative, District 66

Vote For 1

	TOTAL	VOTE %		Election Day	Early Voting	Ballot By Mail	Provisional Ballots	Limited Ballots
REP Matt Shaheen	725	58.09%	<div style="width: 58.09%;"><div style="width: 58.09%;"></div></div>	150	541	33	1	0
DEM Jesse Ringness	523	41.91%	<div style="width: 41.91%;"><div style="width: 41.91%;"></div></div>	97	402	23	1	0
Total Votes Cast	1,248	100.00%	<div style="width: 100.00%;"><div style="width: 100.00%;"></div></div>	247	943	56	2	0
Overvotes	0			0	0	0	0	0
Undervotes	40			8	30	2	0	0
Contest Totals	1,288			255	973	58	2	0

## PCT 143

### Justice, 5th Court of Appeals District, Place 4

Vote For 1

	TOTAL	VOTE %	Election Day	Early Voting	Ballot By Mail	Provisional Ballots	Limited Ballots
REP Emily A. Miskel	716	57.70%	152	533	30	1	0
DEM Maricela Moore	525	42.30%	95	404	25	1	0
Total Votes Cast	1,241	100.00%	247	937	55	2	0
Overvotes	0		0	0	0	0	0
Undervotes	47		8	36	3	0	0
Contest Totals	1,288		255	973	58	2	0

### Justice, 5th Court of Appeals District, Place 7

Vote For 1

	TOTAL	VOTE %	Election Day	Early Voting	Ballot By Mail	Provisional Ballots	Limited Ballots
REP Kristina Williams	723	58.31%	153	538	31	1	0
DEM Nancy Kennedy	517	41.69%	94	398	24	1	0
Total Votes Cast	1,240	100.00%	247	936	55	2	0
Overvotes	0		0	0	0	0	0
Undervotes	48		8	37	3	0	0
Contest Totals	1,288		255	973	58	2	0

### County Judge CCD

Vote For 1

	TOTAL	VOTE %	Election Day	Early Voting	Ballot By Mail	Provisional Ballots	Limited Ballots
REP Chris Hill	715	57.52%	152	533	29	1	0
DEM Joshua Murray	528	42.48%	95	407	25	1	0
Total Votes Cast	1,243	100.00%	247	940	54	2	0
Overvotes	0		0	0	0	0	0
Undervotes	45		8	33	4	0	0
Contest Totals	1,288		255	973	58	2	0

### District Clerk CCD

Vote For 1

	TOTAL	VOTE %	Election Day	Early Voting	Ballot By Mail	Provisional Ballots	Limited Ballots
REP Mike Gould	728	58.76%	154	544	29	1	0
DEM David Brignac	511	41.24%	92	394	24	1	0
Total Votes Cast	1,239	100.00%	246	938	53	2	0
Overvotes	0		0	0	0	0	0
Undervotes	49		9	35	5	0	0
Contest Totals	1,288		255	973	58	2	0

## PCT 143

### County Commissioner, Precinct 4

Vote For 1

	TOTAL	VOTE %	Election Day	Early Voting	Ballot By Mail	Provisional Ballots	Limited Ballots
REP Duncan Webb	734	59.34%	152	551	30	1	0
DEM Jeffrey Williams	503	40.66%	94	386	22	1	0
Total Votes Cast	1,237	100.00%	246	937	52	2	0
Overvotes	0		0	0	0	0	0
Undervotes	51		9	36	6	0	0
Contest Totals	1,288		255	973	58	2	0

### Justice of the Peace, Precinct 4

Vote For 1

	TOTAL	VOTE %	Election Day	Early Voting	Ballot By Mail	Provisional Ballots	Limited Ballots
REP Vincent Venegoni	713	58.11%	149	535	28	1	0
DEM Adam Kern	514	41.89%	95	394	24	1	0
Total Votes Cast	1,227	100.00%	244	929	52	2	0
Overvotes	0		0	0	0	0	0
Undervotes	61		11	44	6	0	0
Contest Totals	1,288		255	973	58	2	0

### Carrollton, City of - Proposition A

Vote For 1

	TOTAL	VOTE %	Election Day	Early Voting	Ballot By Mail	Provisional Ballots	Limited Ballots
For	119	88.15%	32	82	5	0	0
Against	16	11.85%	4	9	2	1	0
Total Votes Cast	135	100.00%	36	91	7	1	0
Overvotes	0		0	0	0	0	0
Undervotes	11		6	5	0	0	0
Contest Totals	146		42	96	7	1	0

### Carrollton, City of - Proposition B

Vote For 1

	TOTAL	VOTE %	Election Day	Early Voting	Ballot By Mail	Provisional Ballots	Limited Ballots
For	91	70.00%	28	58	5	0	0
Against	39	30.00%	7	29	2	1	0
Total Votes Cast	130	100.00%	35	87	7	1	0
Overvotes	0		0	0	0	0	0
Undervotes	16		7	9	0	0	0
Contest Totals	146		42	96	7	1	0

## PCT 143

### Carrollton, City of - Proposition C

Vote For 1

	TOTAL	VOTE %		Election Day	Early Voting	Ballot By Mail	Provisional Ballots	Limited Ballots
For	108	81.20%	<div style="width: 81.20%;"><div style="width: 81.20%;"></div></div>	27	75	6	0	0
Against	25	18.80%	<div style="width: 18.80%;"><div style="width: 18.80%;"></div></div>	10	13	1	1	0
Total Votes Cast	133	100.00%	<div style="width: 100.00%;"><div style="width: 100.00%;"></div></div>	37	88	7	1	0
Overvotes	0			0	0	0	0	0
Undervotes	13			5	8	0	0	0
Contest Totals	146			42	96	7	1	0

### Carrollton, City of - Proposition D

Vote For 1

	TOTAL	VOTE %		Election Day	Early Voting	Ballot By Mail	Provisional Ballots	Limited Ballots
For	111	81.62%	<div style="width: 81.62%;"><div style="width: 81.62%;"></div></div>	32	75	4	0	0
Against	25	18.38%	<div style="width: 18.38%;"><div style="width: 18.38%;"></div></div>	5	16	3	1	0
Total Votes Cast	136	100.00%	<div style="width: 100.00%;"><div style="width: 100.00%;"></div></div>	37	91	7	1	0
Overvotes	0			0	0	0	0	0
Undervotes	10			5	5	0	0	0
Contest Totals	146			42	96	7	1	0

### Carrollton, City of - Proposition E

Vote For 1

	TOTAL	VOTE %		Election Day	Early Voting	Ballot By Mail	Provisional Ballots	Limited Ballots
For	107	80.45%	<div style="width: 80.45%;"><div style="width: 80.45%;"></div></div>	30	71	6	0	0
Against	26	19.55%	<div style="width: 19.55%;"><div style="width: 19.55%;"></div></div>	7	17	1	1	0
Total Votes Cast	133	100.00%	<div style="width: 100.00%;"><div style="width: 100.00%;"></div></div>	37	88	7	1	0
Overvotes	0			0	0	0	0	0
Undervotes	13			5	8	0	0	0
Contest Totals	146			42	96	7	1	0

### Plano ISD - Proposition A

Vote For 1

	TOTAL	VOTE %		Election Day	Early Voting	Ballot By Mail	Provisional Ballots	Limited Ballots
For	637	53.57%	<div style="width: 53.57%;"><div style="width: 53.57%;"></div></div>	119	482	36	0	0
Against	552	46.43%	<div style="width: 46.43%;"><div style="width: 46.43%;"></div></div>	113	421	16	2	0
Total Votes Cast	1,189	100.00%	<div style="width: 100.00%;"><div style="width: 100.00%;"></div></div>	232	903	52	2	0
Overvotes	0			0	0	0	0	0
Undervotes	99			23	70	6	0	0
Contest Totals	1,288			255	973	58	2	0

## PCT 143

### Plano ISD - Proposition B

Vote For 1

	TOTAL	VOTE %		Election Day	Early Voting	Ballot By Mail	Provisional Ballots	Limited Ballots
For	695	58.35%	<div style="width: 58.35%;"><div style="width: 58.35%;"></div></div>	136	524	34	1	0
Against	496	41.65%	<div style="width: 41.65%;"><div style="width: 41.65%;"></div></div>	97	382	16	1	0
Total Votes Cast	1,191	100.00%	<div style="width: 100.00%;"><div style="width: 100.00%;"></div></div>	233	906	50	2	0
Overvotes	0			0	0	0	0	0
Undervotes	97			22	67	8	0	0
Contest Totals	1,288			255	973	58	2	0

### Plano ISD - Proposition C

Vote For 1

	TOTAL	VOTE %		Election Day	Early Voting	Ballot By Mail	Provisional Ballots	Limited Ballots
For	694	58.12%	<div style="width: 58.12%;"><div style="width: 58.12%;"></div></div>	129	533	32	0	0
Against	500	41.88%	<div style="width: 41.88%;"><div style="width: 41.88%;"></div></div>	105	373	20	2	0
Total Votes Cast	1,194	100.00%	<div style="width: 100.00%;"><div style="width: 100.00%;"></div></div>	234	906	52	2	0
Overvotes	0			0	0	0	0	0
Undervotes	94			21	67	6	0	0
Contest Totals	1,288			255	973	58	2	0

### Plano ISD - Proposition D

Vote For 1

	TOTAL	VOTE %		Election Day	Early Voting	Ballot By Mail	Provisional Ballots	Limited Ballots
For	573	48.15%	<div style="width: 48.15%;"><div style="width: 48.15%;"></div></div>	118	425	29	1	0
Against	617	51.85%	<div style="width: 51.85%;"><div style="width: 51.85%;"></div></div>	114	479	23	1	0
Total Votes Cast	1,190	100.00%	<div style="width: 100.00%;"><div style="width: 100.00%;"></div></div>	232	904	52	2	0
Overvotes	0			0	0	0	0	0
Undervotes	98			23	69	6	0	0
Contest Totals	1,288			255	973	58	2	0

### Plano ISD - Proposition E

Vote For 1

	TOTAL	VOTE %		Election Day	Early Voting	Ballot By Mail	Provisional Ballots	Limited Ballots
For	572	48.19%	<div style="width: 48.19%;"><div style="width: 48.19%;"></div></div>	113	436	23	0	0
Against	615	51.81%	<div style="width: 51.81%;"><div style="width: 51.81%;"></div></div>	119	467	27	2	0
Total Votes Cast	1,187	100.00%	<div style="width: 100.00%;"><div style="width: 100.00%;"></div></div>	232	903	50	2	0
Overvotes	0			0	0	0	0	0
Undervotes	101			23	70	8	0	0
Contest Totals	1,288			255	973	58	2	0

## PCT 144

### U. S. Representative District 3

Vote For 1

	TOTAL	VOTE %	Election Day	Early Voting	Ballot By Mail	Provisional Ballots	Limited Ballots
REP Keith Self	898	57.31%	273	596	29	0	0
DEM Sandeep Srivastava	638	40.71%	121	495	21	1	0
LIB Christopher Claytor	31	1.98%	11	19	1	0	0
Total Votes Cast	1,567	100.00%	405	1,110	51	1	0
Overvotes	0		0	0	0	0	0
Undervotes	27		10	17	0	0	0
Contest Totals	1,594		415	1,127	51	1	0

### Governor

Vote For 1

	TOTAL	VOTE %	Election Day	Early Voting	Ballot By Mail	Provisional Ballots	Limited Ballots
REP Greg Abbott	876	55.06%	262	587	27	0	0
DEM Beto O'Rourke	688	43.24%	142	523	22	1	0
LIB Mark Tippetts	18	1.13%	5	11	2	0	0
GRN Delilah Barrios	7	0.44%	3	4	0	0	0
Write-In Totals	2	0.13%	0	2	0	0	0
Total Votes Cast	1,591	100.00%	412	1,127	51	1	0
Overvotes	0		0	0	0	0	0
Undervotes	3		3	0	0	0	0
Contest Totals	1,594		415	1,127	51	1	0

### Lieutenant Governor

Vote For 1

	TOTAL	VOTE %	Election Day	Early Voting	Ballot By Mail	Provisional Ballots	Limited Ballots
REP Dan Patrick	851	53.96%	257	568	26	0	0
DEM Mike Collier	693	43.94%	145	523	24	1	0
LIB Shanna Steele	33	2.09%	6	26	1	0	0
Total Votes Cast	1,577	100.00%	408	1,117	51	1	0
Overvotes	0		0	0	0	0	0
Undervotes	17		7	10	0	0	0
Contest Totals	1,594		415	1,127	51	1	0

### Attorney General

Vote For 1

	TOTAL	VOTE %	Election Day	Early Voting	Ballot By Mail	Provisional Ballots	Limited Ballots
REP Ken Paxton	822	52.59%	256	543	23	0	0
DEM Rochelle Mercedes Garza	681	43.57%	140	516	24	1	0
LIB Mark Ash	60	3.84%	10	46	4	0	0
Total Votes Cast	1,563	100.00%	406	1,105	51	1	0
Overvotes	0		0	0	0	0	0
Undervotes	31		9	22	0	0	0
Contest Totals	1,594		415	1,127	51	1	0



## PCT 144

### Comptroller of Public Accounts

Vote For 1

	TOTAL	VOTE %	Election Day	Early Voting	Ballot By Mail	Provisional Ballots	Limited Ballots
REP Glenn Hegar	905	58.12%	271	605	29	0	0
DEM Janet T. Dudding	627	40.27%	123	481	22	1	0
LIB V. Alonzo Echevarria-Garza	25	1.61%	6	19	0	0	0
Total Votes Cast	1,557	100.00%	400	1,105	51	1	0
Overvotes	0		0	0	0	0	0
Undervotes	37		15	22	0	0	0
Contest Totals	1,594		415	1,127	51	1	0

### Commissioner of the General Land Office

Vote For 1

	TOTAL	VOTE %	Election Day	Early Voting	Ballot By Mail	Provisional Ballots	Limited Ballots
REP Dawn Buckingham	892	57.44%	266	599	27	0	0
DEM Jay Kleberg	644	41.47%	127	495	21	1	0
GRN Alfred Molison, Jr	17	1.09%	5	11	1	0	0
Write-In Totals	0	0.00%	0	0	0	0	0
Total Votes Cast	1,553	100.00%	398	1,105	49	1	0
Overvotes	0		0	0	0	0	0
Undervotes	41		17	22	2	0	0
Contest Totals	1,594		415	1,127	51	1	0

### Commissioner of Agriculture

Vote For 1

	TOTAL	VOTE %	Election Day	Early Voting	Ballot By Mail	Provisional Ballots	Limited Ballots
REP Sid Miller	891	57.52%	270	594	27	0	0
DEM Susan Hays	658	42.48%	130	506	21	1	0
Total Votes Cast	1,549	100.00%	400	1,100	48	1	0
Overvotes	0		0	0	0	0	0
Undervotes	45		15	27	3	0	0
Contest Totals	1,594		415	1,127	51	1	0

### Railroad Commissioner

Vote For 1

	TOTAL	VOTE %	Election Day	Early Voting	Ballot By Mail	Provisional Ballots	Limited Ballots
REP Wayne Christian	884	57.03%	266	589	29	0	0
DEM Luke Warford	616	39.74%	126	469	20	1	0
LIB Jaime Andres Diez	34	2.19%	3	31	0	0	0
GRN Hunter Wayne Crow	16	1.03%	5	10	1	0	0
Total Votes Cast	1,550	100.00%	400	1,099	50	1	0
Overvotes	0		0	0	0	0	0
Undervotes	44		15	28	1	0	0
Contest Totals	1,594		415	1,127	51	1	0

## PCT 144

### Justice, Supreme Court, Place 3

Vote For 1

	TOTAL	VOTE %		Election Day	Early Voting	Ballot By Mail	Provisional Ballots	Limited Ballots
REP Debra Lehrmann	894	57.90%	<div style="width: 57.90%;"><div style="width: 57.90%;"></div></div>	268	598	28	0	0
DEM Erin A. Nowell	626	40.54%	<div style="width: 40.54%;"><div style="width: 40.54%;"></div></div>	125	481	19	1	0
LIB Thomas Edward Oxford	24	1.55%	<div style="width: 1.55%;"><div style="width: 1.55%;"></div></div>	7	16	1	0	0
Total Votes Cast	1,544	100.00%	<div style="width: 100.00%;"><div style="width: 100.00%;"></div></div>	400	1,095	48	1	0
Overvotes	0			0	0	0	0	0
Undervotes	50			15	32	3	0	0
Contest Totals	1,594			415	1,127	51	1	0

### Justice, Supreme Court, Place 5

Vote For 1

	TOTAL	VOTE %		Election Day	Early Voting	Ballot By Mail	Provisional Ballots	Limited Ballots
REP Rebeca Huddle	898	58.39%	<div style="width: 58.39%;"><div style="width: 58.39%;"></div></div>	269	601	28	0	0
DEM Amanda Reichel	640	41.61%	<div style="width: 41.61%;"><div style="width: 41.61%;"></div></div>	129	490	20	1	0
Total Votes Cast	1,538	100.00%	<div style="width: 100.00%;"><div style="width: 100.00%;"></div></div>	398	1,091	48	1	0
Overvotes	0			0	0	0	0	0
Undervotes	56			17	36	3	0	0
Contest Totals	1,594			415	1,127	51	1	0

### Justice, Supreme Court, Place 9

Vote For 1

	TOTAL	VOTE %		Election Day	Early Voting	Ballot By Mail	Provisional Ballots	Limited Ballots
REP Evan Young	891	57.86%	<div style="width: 57.86%;"><div style="width: 57.86%;"></div></div>	267	596	28	0	0
DEM Julia Maldonado	649	42.14%	<div style="width: 42.14%;"><div style="width: 42.14%;"></div></div>	131	497	20	1	0
Total Votes Cast	1,540	100.00%	<div style="width: 100.00%;"><div style="width: 100.00%;"></div></div>	398	1,093	48	1	0
Overvotes	0			0	0	0	0	0
Undervotes	54			17	34	3	0	0
Contest Totals	1,594			415	1,127	51	1	0

### Judge, Court of Criminal Appeals, Place 5

Vote For 1

	TOTAL	VOTE %		Election Day	Early Voting	Ballot By Mail	Provisional Ballots	Limited Ballots
REP Scott Walker	876	57.33%	<div style="width: 57.33%;"><div style="width: 57.33%;"></div></div>	264	585	27	0	0
DEM Dana Huffman	652	42.67%	<div style="width: 42.67%;"><div style="width: 42.67%;"></div></div>	130	501	20	1	0
Total Votes Cast	1,528	100.00%	<div style="width: 100.00%;"><div style="width: 100.00%;"></div></div>	394	1,086	47	1	0
Overvotes	0			0	0	0	0	0
Undervotes	66			21	41	4	0	0
Contest Totals	1,594			415	1,127	51	1	0

## PCT 144

### Judge, Court of Criminal Appeals, Place 6

Vote For 1

	TOTAL	VOTE %		Election Day	Early Voting	Ballot By Mail	Provisional Ballots	Limited Ballots
REP Jesse F. McClure, III	885	58.03%	<div style="width: 58.03%;"><div style="width: 58.03%;"></div></div>	266	592	27	0	0
DEM Robert Johnson	640	41.97%	<div style="width: 41.97%;"><div style="width: 41.97%;"></div></div>	130	489	20	1	0
Total Votes Cast	1,525	100.00%	<div style="width: 100.00%;"><div style="width: 100.00%;"></div></div>	396	1,081	47	1	0
Overvotes	0			0	0	0	0	0
Undervotes	69			19	46	4	0	0
Contest Totals	1,594			415	1,127	51	1	0

### Member, State Board of Education, District 12 CCD

Vote For 1

	TOTAL	VOTE %		Election Day	Early Voting	Ballot By Mail	Provisional Ballots	Limited Ballots
REP Pam Little	878	57.24%	<div style="width: 57.24%;"><div style="width: 57.24%;"></div></div>	266	585	27	0	0
DEM Alex Cornwallis	615	40.09%	<div style="width: 40.09%;"><div style="width: 40.09%;"></div></div>	126	468	20	1	0
LIB Christy Mowrey	41	2.67%	<div style="width: 2.67%;"><div style="width: 2.67%;"></div></div>	7	33	1	0	0
Write-In Totals	0	0.00%	<div style="width: 0.00%;"><div style="width: 0.00%;"></div></div>	0	0	0	0	0
Total Votes Cast	1,534	100.00%	<div style="width: 100.00%;"><div style="width: 100.00%;"></div></div>	399	1,086	48	1	0
Overvotes	0			0	0	0	0	0
Undervotes	60			16	41	3	0	0
Contest Totals	1,594			415	1,127	51	1	0

### State Senator, District 8

Vote For 1

	TOTAL	VOTE %		Election Day	Early Voting	Ballot By Mail	Provisional Ballots	Limited Ballots
REP Angela Paxton	851	55.08%	<div style="width: 55.08%;"><div style="width: 55.08%;"></div></div>	266	562	23	0	0
DEM Jonathan Cocks	648	41.94%	<div style="width: 41.94%;"><div style="width: 41.94%;"></div></div>	131	495	21	1	0
LIB Edward Kless	46	2.98%	<div style="width: 2.98%;"><div style="width: 2.98%;"></div></div>	8	33	5	0	0
Total Votes Cast	1,545	100.00%	<div style="width: 100.00%;"><div style="width: 100.00%;"></div></div>	405	1,090	49	1	0
Overvotes	0			0	0	0	0	0
Undervotes	49			10	37	2	0	0
Contest Totals	1,594			415	1,127	51	1	0

### State Representative, District 33

Vote For 1

	TOTAL	VOTE %		Election Day	Early Voting	Ballot By Mail	Provisional Ballots	Limited Ballots
REP Justin Holland	903	58.67%	<div style="width: 58.67%;"><div style="width: 58.67%;"></div></div>	270	603	30	0	0
DEM Graeson Lynskey	636	41.33%	<div style="width: 41.33%;"><div style="width: 41.33%;"></div></div>	128	488	19	1	0
Total Votes Cast	1,539	100.00%	<div style="width: 100.00%;"><div style="width: 100.00%;"></div></div>	398	1,091	49	1	0
Overvotes	0			0	0	0	0	0
Undervotes	55			17	36	2	0	0
Contest Totals	1,594			415	1,127	51	1	0

## PCT 144

### Justice, 5th Court of Appeals District, Place 4

Vote For 1

	TOTAL	VOTE %		Election Day	Early Voting	Ballot By Mail	Provisional Ballots	Limited Ballots
REP Emily A. Miskel	892	58.38%	<div style="width: 58.38%;"><div style="width: 58.38%;"></div></div>	270	596	26	0	0
DEM Maricela Moore	636	41.62%	<div style="width: 41.62%;"><div style="width: 41.62%;"></div></div>	125	489	21	1	0
Total Votes Cast	1,528	100.00%	<div style="width: 100.00%;"><div style="width: 100.00%;"></div></div>	395	1,085	47	1	0
Overvotes	0			0	0	0	0	0
Undervotes	66			20	42	4	0	0
Contest Totals	1,594			415	1,127	51	1	0

### Justice, 5th Court of Appeals District, Place 7

Vote For 1

	TOTAL	VOTE %		Election Day	Early Voting	Ballot By Mail	Provisional Ballots	Limited Ballots
REP Kristina Williams	882	57.76%	<div style="width: 57.76%;"><div style="width: 57.76%;"></div></div>	262	593	27	0	0
DEM Nancy Kennedy	645	42.24%	<div style="width: 42.24%;"><div style="width: 42.24%;"></div></div>	132	492	20	1	0
Total Votes Cast	1,527	100.00%	<div style="width: 100.00%;"><div style="width: 100.00%;"></div></div>	394	1,085	47	1	0
Overvotes	0			0	0	0	0	0
Undervotes	67			21	42	4	0	0
Contest Totals	1,594			415	1,127	51	1	0

### County Judge CCD

Vote For 1

	TOTAL	VOTE %		Election Day	Early Voting	Ballot By Mail	Provisional Ballots	Limited Ballots
REP Chris Hill	885	57.54%	<div style="width: 57.54%;"><div style="width: 57.54%;"></div></div>	264	593	28	0	0
DEM Joshua Murray	653	42.46%	<div style="width: 42.46%;"><div style="width: 42.46%;"></div></div>	133	499	20	1	0
Total Votes Cast	1,538	100.00%	<div style="width: 100.00%;"><div style="width: 100.00%;"></div></div>	397	1,092	48	1	0
Overvotes	0			0	0	0	0	0
Undervotes	56			18	35	3	0	0
Contest Totals	1,594			415	1,127	51	1	0

### District Clerk CCD

Vote For 1

	TOTAL	VOTE %		Election Day	Early Voting	Ballot By Mail	Provisional Ballots	Limited Ballots
REP Mike Gould	897	58.55%	<div style="width: 58.55%;"><div style="width: 58.55%;"></div></div>	267	601	28	1	0
DEM David Brignac	635	41.45%	<div style="width: 41.45%;"><div style="width: 41.45%;"></div></div>	127	488	20	0	0
Total Votes Cast	1,532	100.00%	<div style="width: 100.00%;"><div style="width: 100.00%;"></div></div>	394	1,089	48	1	0
Overvotes	0			0	0	0	0	0
Undervotes	62			21	38	3	0	0
Contest Totals	1,594			415	1,127	51	1	0

## PCT 144

### Justice of the Peace, Precinct 2

Vote For 1

	TOTAL	VOTE %		Election Day	Early Voting	Ballot By Mail	Provisional Ballots	Limited Ballots
REP Ellen Skinner	886	58.10%	<div style="width: 58.10%;"><div style="width: 58.10%;"></div></div>	262	596	28	0	0
DEM Jennifer McKenzie	639	41.90%	<div style="width: 41.90%;"><div style="width: 41.90%;"></div></div>	132	487	19	1	0
Total Votes Cast	1,525	100.00%	<div style="width: 100.00%;"><div style="width: 100.00%;"></div></div>	394	1,083	47	1	0
Overvotes	0			0	0	0	0	0
Undervotes	69			21	44	4	0	0
Contest Totals	1,594			415	1,127	51	1	0

### Murphy, City of - Proposition A

Vote For 1

	TOTAL	VOTE %		Election Day	Early Voting	Ballot By Mail	Provisional Ballots	Limited Ballots
For	1,272	89.70%	<div style="width: 89.70%;"><div style="width: 89.70%;"></div></div>	306	922	43	1	0
Against	146	10.30%	<div style="width: 10.30%;"><div style="width: 10.30%;"></div></div>	53	91	2	0	0
Total Votes Cast	1,418	100.00%	<div style="width: 100.00%;"><div style="width: 100.00%;"></div></div>	359	1,013	45	1	0
Overvotes	0			0	0	0	0	0
Undervotes	161			54	103	4	0	0
Contest Totals	1,579			413	1,116	49	1	0

### Murphy, City of - Proposition B

Vote For 1

	TOTAL	VOTE %		Election Day	Early Voting	Ballot By Mail	Provisional Ballots	Limited Ballots
For	762	54.90%	<div style="width: 54.90%;"><div style="width: 54.90%;"></div></div>	165	573	24	0	0
Against	626	45.10%	<div style="width: 45.10%;"><div style="width: 45.10%;"></div></div>	184	421	20	1	0
Total Votes Cast	1,388	100.00%	<div style="width: 100.00%;"><div style="width: 100.00%;"></div></div>	349	994	44	1	0
Overvotes	0			0	0	0	0	0
Undervotes	191			64	122	5	0	0
Contest Totals	1,579			413	1,116	49	1	0

### Murphy, City of - Proposition C

Vote For 1

	TOTAL	VOTE %		Election Day	Early Voting	Ballot By Mail	Provisional Ballots	Limited Ballots
For	1,059	79.62%	<div style="width: 79.62%;"><div style="width: 79.62%;"></div></div>	260	763	36	0	0
Against	271	20.38%	<div style="width: 20.38%;"><div style="width: 20.38%;"></div></div>	75	189	6	1	0
Total Votes Cast	1,330	100.00%	<div style="width: 100.00%;"><div style="width: 100.00%;"></div></div>	335	952	42	1	0
Overvotes	0			0	0	0	0	0
Undervotes	249			78	164	7	0	0
Contest Totals	1,579			413	1,116	49	1	0

## PCT 144

### Murphy, City of - Proposition D

Vote For 1

	TOTAL	VOTE %	Election Day	Early Voting	Ballot By Mail	Provisional Ballots	Limited Ballots
For	990	76.21%	254	704	31	1	0
Against	309	23.79%	73	224	12	0	0
Total Votes Cast	1,299	100.00%	327	928	43	1	0
Overvotes	0		0	0	0	0	0
Undervotes	280		86	188	6	0	0
Contest Totals	1,579		413	1,116	49	1	0

### Murphy, City of - Proposition E

Vote For 1

	TOTAL	VOTE %	Election Day	Early Voting	Ballot By Mail	Provisional Ballots	Limited Ballots
For	1,139	85.19%	279	821	38	1	0
Against	198	14.81%	54	139	5	0	0
Total Votes Cast	1,337	100.00%	333	960	43	1	0
Overvotes	0		0	0	0	0	0
Undervotes	242		80	156	6	0	0
Contest Totals	1,579		413	1,116	49	1	0

### Murphy, City of - Proposition F

Vote For 1

	TOTAL	VOTE %	Election Day	Early Voting	Ballot By Mail	Provisional Ballots	Limited Ballots
For	1,272	95.07%	323	906	42	1	0
Against	66	4.93%	14	51	1	0	0
Total Votes Cast	1,338	100.00%	337	957	43	1	0
Overvotes	0		0	0	0	0	0
Undervotes	241		76	159	6	0	0
Contest Totals	1,579		413	1,116	49	1	0

### Murphy, City of - Proposition G

Vote For 1

	TOTAL	VOTE %	Election Day	Early Voting	Ballot By Mail	Provisional Ballots	Limited Ballots
For	967	74.79%	230	706	30	1	0
Against	326	25.21%	96	218	12	0	0
Total Votes Cast	1,293	100.00%	326	924	42	1	0
Overvotes	0		0	0	0	0	0
Undervotes	286		87	192	7	0	0
Contest Totals	1,579		413	1,116	49	1	0

## PCT 144

### Murphy, City of - Proposition H

Vote For 1

	TOTAL	VOTE %		Election Day	Early Voting	Ballot By Mail	Provisional Ballots	Limited Ballots
For	899	74.42%	<div style="width: 74.42%;"><div style="width: 74.42%;"></div></div>	213	656	29	1	0
Against	309	25.58%	<div style="width: 25.58%;"><div style="width: 25.58%;"></div></div>	88	208	13	0	0
Total Votes Cast	1,208	100.00%	<div style="width: 100.00%;"><div style="width: 100.00%;"></div></div>	301	864	42	1	0
Overvotes	0			0	0	0	0	0
Undervotes	371			112	252	7	0	0
Contest Totals	1,579			413	1,116	49	1	0

### Murphy, City of - Proposition I

Vote For 1

	TOTAL	VOTE %		Election Day	Early Voting	Ballot By Mail	Provisional Ballots	Limited Ballots
For	1,233	94.34%	<div style="width: 94.34%;"><div style="width: 94.34%;"></div></div>	304	888	40	1	0
Against	74	5.66%	<div style="width: 5.66%;"><div style="width: 5.66%;"></div></div>	20	52	2	0	0
Total Votes Cast	1,307	100.00%	<div style="width: 100.00%;"><div style="width: 100.00%;"></div></div>	324	940	42	1	0
Overvotes	0			0	0	0	0	0
Undervotes	272			89	176	7	0	0
Contest Totals	1,579			413	1,116	49	1	0

### Murphy, City of - Proposition J

Vote For 1

	TOTAL	VOTE %		Election Day	Early Voting	Ballot By Mail	Provisional Ballots	Limited Ballots
For	1,202	93.40%	<div style="width: 93.40%;"><div style="width: 93.40%;"></div></div>	292	873	36	1	0
Against	85	6.60%	<div style="width: 6.60%;"><div style="width: 6.60%;"></div></div>	26	52	7	0	0
Total Votes Cast	1,287	100.00%	<div style="width: 100.00%;"><div style="width: 100.00%;"></div></div>	318	925	43	1	0
Overvotes	1			0	0	1	0	0
Undervotes	291			95	191	5	0	0
Contest Totals	1,579			413	1,116	49	1	0

### Murphy, City of - Proposition K

Vote For 1

	TOTAL	VOTE %		Election Day	Early Voting	Ballot By Mail	Provisional Ballots	Limited Ballots
For	1,058	83.31%	<div style="width: 83.31%;"><div style="width: 83.31%;"></div></div>	260	761	36	1	0
Against	212	16.69%	<div style="width: 16.69%;"><div style="width: 16.69%;"></div></div>	54	152	6	0	0
Total Votes Cast	1,270	100.00%	<div style="width: 100.00%;"><div style="width: 100.00%;"></div></div>	314	913	42	1	0
Overvotes	0			0	0	0	0	0
Undervotes	309			99	203	7	0	0
Contest Totals	1,579			413	1,116	49	1	0

## PCT 144

### Murphy, City of - Proposition L

Vote For 1

	TOTAL	VOTE %	Election Day	Early Voting	Ballot By Mail	Provisional Ballots	Limited Ballots
For	1,110	89.73%	265	809	35	1	0
Against	127	10.27%	45	77	5	0	0
Total Votes Cast	1,237	100.00%	310	886	40	1	0
Overvotes	0		0	0	0	0	0
Undervotes	342		103	230	9	0	0
Contest Totals	1,579		413	1,116	49	1	0

### Murphy, City of - Proposition M

Vote For 1

	TOTAL	VOTE %	Election Day	Early Voting	Ballot By Mail	Provisional Ballots	Limited Ballots
For	1,051	83.08%	264	752	34	1	0
Against	214	16.92%	49	156	9	0	0
Total Votes Cast	1,265	100.00%	313	908	43	1	0
Overvotes	0		0	0	0	0	0
Undervotes	314		100	208	6	0	0
Contest Totals	1,579		413	1,116	49	1	0

### Murphy, City of - Proposition N

Vote For 1

	TOTAL	VOTE %	Election Day	Early Voting	Ballot By Mail	Provisional Ballots	Limited Ballots
For	889	72.34%	218	643	27	1	0
Against	340	27.66%	91	235	14	0	0
Total Votes Cast	1,229	100.00%	309	878	41	1	0
Overvotes	0		0	0	0	0	0
Undervotes	350		104	238	8	0	0
Contest Totals	1,579		413	1,116	49	1	0

### Murphy, City of - Proposition O

Vote For 1

	TOTAL	VOTE %	Election Day	Early Voting	Ballot By Mail	Provisional Ballots	Limited Ballots
For	1,177	92.24%	290	848	38	1	0
Against	99	7.76%	30	66	3	0	0
Total Votes Cast	1,276	100.00%	320	914	41	1	0
Overvotes	0		0	0	0	0	0
Undervotes	303		93	202	8	0	0
Contest Totals	1,579		413	1,116	49	1	0



## PCT 144

### Sachse, City of - Proposition A

Vote For 1

	TOTAL	VOTE %		Election Day	Early Voting	Ballot By Mail	Provisional Ballots	Limited Ballots
For	14	100.00%	<div style="width: 100%; height: 10px; background-color: #ffc107;"></div>	1	11	2	0	0
Against	0	0.00%	<div style="width: 0%; height: 10px; background-color: #6c757d;"></div>	0	0	0	0	0
Total Votes Cast	14	100.00%	<div style="width: 100%; height: 10px; background-color: #ffc107;"></div>	1	11	2	0	0
Overvotes	0			0	0	0	0	0
Undervotes	1			1	0	0	0	0
Contest Totals	15			2	11	2	0	0

### Sachse, City of - Proposition B

Vote For 1

	TOTAL	VOTE %		Election Day	Early Voting	Ballot By Mail	Provisional Ballots	Limited Ballots
For	13	100.00%	<div style="width: 100%; height: 10px; background-color: #ffc107;"></div>	1	11	1	0	0
Against	0	0.00%	<div style="width: 0%; height: 10px; background-color: #6c757d;"></div>	0	0	0	0	0
Total Votes Cast	13	100.00%	<div style="width: 100%; height: 10px; background-color: #ffc107;"></div>	1	11	1	0	0
Overvotes	0			0	0	0	0	0
Undervotes	2			1	0	1	0	0
Contest Totals	15			2	11	2	0	0

### Sachse, City of - Proposition C

Vote For 1

	TOTAL	VOTE %		Election Day	Early Voting	Ballot By Mail	Provisional Ballots	Limited Ballots
For	12	92.31%	<div style="width: 92.31%; height: 10px; background-color: #ffc107;"></div>	0	11	1	0	0
Against	1	7.69%	<div style="width: 7.69%; height: 10px; background-color: #6c757d;"></div>	1	0	0	0	0
Total Votes Cast	13	100.00%	<div style="width: 100%; height: 10px; background-color: #ffc107;"></div>	1	11	1	0	0
Overvotes	0			0	0	0	0	0
Undervotes	2			1	0	1	0	0
Contest Totals	15			2	11	2	0	0

### Sachse, City of - Proposition D

Vote For 1

	TOTAL	VOTE %		Election Day	Early Voting	Ballot By Mail	Provisional Ballots	Limited Ballots
For	11	78.57%	<div style="width: 78.57%; height: 10px; background-color: #ffc107;"></div>	1	10	0	0	0
Against	3	21.43%	<div style="width: 21.43%; height: 10px; background-color: #6c757d;"></div>	0	1	2	0	0
Total Votes Cast	14	100.00%	<div style="width: 100%; height: 10px; background-color: #ffc107;"></div>	1	11	2	0	0
Overvotes	0			0	0	0	0	0
Undervotes	1			1	0	0	0	0
Contest Totals	15			2	11	2	0	0

## PCT 144

### Sachse, City of - Proposition E

Vote For 1

	TOTAL	VOTE %		Election Day	Early Voting	Ballot By Mail	Provisional Ballots	Limited Ballots
For	14	100.00%	<div style="width: 100%; height: 10px; background-color: #ffc107;"></div>	1	11	2	0	0
Against	0	0.00%	<div style="width: 0%; height: 10px; background-color: #6c757d;"></div>	0	0	0	0	0
Total Votes Cast	14	100.00%	<div style="width: 100%; height: 10px; background-color: #ffc107;"></div>	1	11	2	0	0
Overvotes	0			0	0	0	0	0
Undervotes	1			1	0	0	0	0
Contest Totals	15			2	11	2	0	0

### Sachse, City of - Proposition F

Vote For 1

	TOTAL	VOTE %		Election Day	Early Voting	Ballot By Mail	Provisional Ballots	Limited Ballots
For	12	92.31%	<div style="width: 92.31%; height: 10px; background-color: #ffc107;"></div>	1	11	0	0	0
Against	1	7.69%	<div style="width: 7.69%; height: 10px; background-color: #6c757d;"></div>	0	0	1	0	0
Total Votes Cast	13	100.00%	<div style="width: 100%; height: 10px; background-color: #ffc107;"></div>	1	11	1	0	0
Overvotes	0			0	0	0	0	0
Undervotes	2			1	0	1	0	0
Contest Totals	15			2	11	2	0	0

### Sachse, City of - Proposition G

Vote For 1

	TOTAL	VOTE %		Election Day	Early Voting	Ballot By Mail	Provisional Ballots	Limited Ballots
For	11	78.57%	<div style="width: 78.57%; height: 10px; background-color: #ffc107;"></div>	0	9	2	0	0
Against	3	21.43%	<div style="width: 21.43%; height: 10px; background-color: #6c757d;"></div>	1	2	0	0	0
Total Votes Cast	14	100.00%	<div style="width: 100%; height: 10px; background-color: #ffc107;"></div>	1	11	2	0	0
Overvotes	0			0	0	0	0	0
Undervotes	1			1	0	0	0	0
Contest Totals	15			2	11	2	0	0

### Sachse, City of - Proposition H

Vote For 1

	TOTAL	VOTE %		Election Day	Early Voting	Ballot By Mail	Provisional Ballots	Limited Ballots
For	10	71.43%	<div style="width: 71.43%; height: 10px; background-color: #ffc107;"></div>	1	7	2	0	0
Against	4	28.57%	<div style="width: 28.57%; height: 10px; background-color: #6c757d;"></div>	0	4	0	0	0
Total Votes Cast	14	100.00%	<div style="width: 100%; height: 10px; background-color: #ffc107;"></div>	1	11	2	0	0
Overvotes	0			0	0	0	0	0
Undervotes	1			1	0	0	0	0
Contest Totals	15			2	11	2	0	0

## PCT 144

### Sachse, City of - Proposition I

Vote For 1

	TOTAL	VOTE %		Election Day	Early Voting	Ballot By Mail	Provisional Ballots	Limited Ballots
For	7	58.33%	<div style="width: 58.33%;"><div style="width: 58.33%;"></div></div>	0	5	2	0	0
Against	5	41.67%	<div style="width: 41.67%;"><div style="width: 41.67%;"></div></div>	0	5	0	0	0
Total Votes Cast	12	100.00%	<div style="width: 100.00%;"><div style="width: 100.00%;"></div></div>	0	10	2	0	0
Overvotes	0			0	0	0	0	0
Undervotes	3			2	1	0	0	0
Contest Totals	15			2	11	2	0	0

### Sachse, City of - Proposition J

Vote For 1

	TOTAL	VOTE %		Election Day	Early Voting	Ballot By Mail	Provisional Ballots	Limited Ballots
For	11	91.67%	<div style="width: 91.67%;"><div style="width: 91.67%;"></div></div>	0	9	2	0	0
Against	1	8.33%	<div style="width: 8.33%;"><div style="width: 8.33%;"></div></div>	0	1	0	0	0
Total Votes Cast	12	100.00%	<div style="width: 100.00%;"><div style="width: 100.00%;"></div></div>	0	10	2	0	0
Overvotes	0			0	0	0	0	0
Undervotes	3			2	1	0	0	0
Contest Totals	15			2	11	2	0	0

### Sachse, City of - Proposition K

Vote For 1

	TOTAL	VOTE %		Election Day	Early Voting	Ballot By Mail	Provisional Ballots	Limited Ballots
For	13	100.00%	<div style="width: 100.00%;"><div style="width: 100.00%;"></div></div>	1	10	2	0	0
Against	0	0.00%	<div style="width: 0.00%;"><div style="width: 0.00%;"></div></div>	0	0	0	0	0
Total Votes Cast	13	100.00%	<div style="width: 100.00%;"><div style="width: 100.00%;"></div></div>	1	10	2	0	0
Overvotes	0			0	0	0	0	0
Undervotes	2			1	1	0	0	0
Contest Totals	15			2	11	2	0	0

### Sachse, City of - Proposition L

Vote For 1

	TOTAL	VOTE %		Election Day	Early Voting	Ballot By Mail	Provisional Ballots	Limited Ballots
For	8	66.67%	<div style="width: 66.67%;"><div style="width: 66.67%;"></div></div>	0	8	0	0	0
Against	4	33.33%	<div style="width: 33.33%;"><div style="width: 33.33%;"></div></div>	1	2	1	0	0
Total Votes Cast	12	100.00%	<div style="width: 100.00%;"><div style="width: 100.00%;"></div></div>	1	10	1	0	0
Overvotes	0			0	0	0	0	0
Undervotes	3			1	1	1	0	0
Contest Totals	15			2	11	2	0	0

## PCT 144

### Sachse, City of - Proposition M

Vote For 1

	TOTAL	VOTE %		Election Day	Early Voting	Ballot By Mail	Provisional Ballots	Limited Ballots
For	11	91.67%	<div style="width: 91.67%;"><div style="width: 91.67%;"></div></div>	0	9	2	0	0
Against	1	8.33%	<div style="width: 8.33%;"><div style="width: 8.33%;"></div></div>	0	1	0	0	0
Total Votes Cast	12	100.00%	<div style="width: 100%;"><div style="width: 100%;"></div></div>	0	10	2	0	0
Overvotes	0			0	0	0	0	0
Undervotes	3			2	1	0	0	0
Contest Totals	15			2	11	2	0	0

### Sachse, City of - Proposition N

Vote For 1

	TOTAL	VOTE %		Election Day	Early Voting	Ballot By Mail	Provisional Ballots	Limited Ballots
For	6	50.00%	<div style="width: 50%;"><div style="width: 50%;"></div></div>	0	6	0	0	0
Against	6	50.00%	<div style="width: 50%;"><div style="width: 50%;"></div></div>	0	4	2	0	0
Total Votes Cast	12	100.00%	<div style="width: 100%;"><div style="width: 100%;"></div></div>	0	10	2	0	0
Overvotes	0			0	0	0	0	0
Undervotes	3			2	1	0	0	0
Contest Totals	15			2	11	2	0	0

### Sachse, City of - Proposition O

Vote For 1

	TOTAL	VOTE %		Election Day	Early Voting	Ballot By Mail	Provisional Ballots	Limited Ballots
For	11	84.62%	<div style="width: 84.62%;"><div style="width: 84.62%;"></div></div>	0	9	2	0	0
Against	2	15.38%	<div style="width: 15.38%;"><div style="width: 15.38%;"></div></div>	1	1	0	0	0
Total Votes Cast	13	100.00%	<div style="width: 100%;"><div style="width: 100%;"></div></div>	1	10	2	0	0
Overvotes	0			0	0	0	0	0
Undervotes	2			1	1	0	0	0
Contest Totals	15			2	11	2	0	0

### Sachse, City of - Proposition P

Vote For 1

	TOTAL	VOTE %		Election Day	Early Voting	Ballot By Mail	Provisional Ballots	Limited Ballots
For	11	84.62%	<div style="width: 84.62%;"><div style="width: 84.62%;"></div></div>	0	9	2	0	0
Against	2	15.38%	<div style="width: 15.38%;"><div style="width: 15.38%;"></div></div>	1	1	0	0	0
Total Votes Cast	13	100.00%	<div style="width: 100%;"><div style="width: 100%;"></div></div>	1	10	2	0	0
Overvotes	0			0	0	0	0	0
Undervotes	2			1	1	0	0	0
Contest Totals	15			2	11	2	0	0

## PCT 144

### Sachse, City of - Proposition Q

Vote For 1

	TOTAL	VOTE %	Election Day	Early Voting	Ballot By Mail	Provisional Ballots	Limited Ballots
For	11	91.67%	1	9	1	0	0
Against	1	8.33%	0	1	0	0	0
Total Votes Cast	12	100.00%	1	10	1	0	0
Overvotes	0		0	0	0	0	0
Undervotes	3		1	1	1	0	0
Contest Totals	15		2	11	2	0	0

### Sachse, City of - Proposition R

Vote For 1

	TOTAL	VOTE %	Election Day	Early Voting	Ballot By Mail	Provisional Ballots	Limited Ballots
For	7	70.00%	0	6	1	0	0
Against	3	30.00%	0	3	0	0	0
Total Votes Cast	10	100.00%	0	9	1	0	0
Overvotes	0		0	0	0	0	0
Undervotes	5		2	2	1	0	0
Contest Totals	15		2	11	2	0	0

### Sachse, City of - Proposition S

Vote For 1

	TOTAL	VOTE %	Election Day	Early Voting	Ballot By Mail	Provisional Ballots	Limited Ballots
For	8	72.73%	0	7	1	0	0
Against	3	27.27%	0	3	0	0	0
Total Votes Cast	11	100.00%	0	10	1	0	0
Overvotes	0		0	0	0	0	0
Undervotes	4		2	1	1	0	0
Contest Totals	15		2	11	2	0	0

### Sachse, City of - Proposition T

Vote For 1

	TOTAL	VOTE %	Election Day	Early Voting	Ballot By Mail	Provisional Ballots	Limited Ballots
For	12	100.00%	0	10	2	0	0
Against	0	0.00%	0	0	0	0	0
Total Votes Cast	12	100.00%	0	10	2	0	0
Overvotes	0		0	0	0	0	0
Undervotes	3		2	1	0	0	0
Contest Totals	15		2	11	2	0	0

## PCT 144

### Sachse, City of - Proposition U

Vote For 1

	TOTAL	VOTE %		Election Day	Early Voting	Ballot By Mail	Provisional Ballots	Limited Ballots
For	9	100.00%	<div style="width: 100%; height: 10px; background-color: #ffc107;"></div>	0	8	1	0	0
Against	0	0.00%	<div style="width: 0%; height: 10px; background-color: #6c757d;"></div>	0	0	0	0	0
Total Votes Cast	9	100.00%	<div style="width: 100%; height: 10px; background-color: #ffc107;"></div>	0	8	1	0	0
Overvotes	0			0	0	0	0	0
Undervotes	6			2	3	1	0	0
Contest Totals	15			2	11	2	0	0

### Sachse, City of - Proposition V

Vote For 1

	TOTAL	VOTE %		Election Day	Early Voting	Ballot By Mail	Provisional Ballots	Limited Ballots
For	7	70.00%	<div style="width: 70%; height: 10px; background-color: #ffc107;"></div>	0	7	0	0	0
Against	3	30.00%	<div style="width: 30%; height: 10px; background-color: #6c757d;"></div>	0	2	1	0	0
Total Votes Cast	10	100.00%	<div style="width: 100%; height: 10px; background-color: #ffc107;"></div>	0	9	1	0	0
Overvotes	0			0	0	0	0	0
Undervotes	5			2	2	1	0	0
Contest Totals	15			2	11	2	0	0

### Sachse, City of - Proposition W

Vote For 1

	TOTAL	VOTE %		Election Day	Early Voting	Ballot By Mail	Provisional Ballots	Limited Ballots
For	7	63.64%	<div style="width: 63.64%; height: 10px; background-color: #ffc107;"></div>	0	6	1	0	0
Against	4	36.36%	<div style="width: 36.36%; height: 10px; background-color: #6c757d;"></div>	0	3	1	0	0
Total Votes Cast	11	100.00%	<div style="width: 100%; height: 10px; background-color: #ffc107;"></div>	0	9	2	0	0
Overvotes	0			0	0	0	0	0
Undervotes	4			2	2	0	0	0
Contest Totals	15			2	11	2	0	0

### Plano ISD - Proposition A

Vote For 1

	TOTAL	VOTE %		Election Day	Early Voting	Ballot By Mail	Provisional Ballots	Limited Ballots
For	402	44.13%	<div style="width: 44.13%; height: 10px; background-color: #ffc107;"></div>	100	290	11	1	0
Against	509	55.87%	<div style="width: 55.87%; height: 10px; background-color: #6c757d;"></div>	121	372	16	0	0
Total Votes Cast	911	100.00%	<div style="width: 100%; height: 10px; background-color: #ffc107;"></div>	221	662	27	1	0
Overvotes	0			0	0	0	0	0
Undervotes	148			42	102	4	0	0
Contest Totals	1,059			263	764	31	1	0

## PCT 144

### Plano ISD - Proposition B

Vote For 1

	TOTAL	VOTE %		Election Day	Early Voting	Ballot By Mail	Provisional Ballots	Limited Ballots
For	439	47.36%		104	319	15	1	0
Against	488	52.64%		124	352	12	0	0
Total Votes Cast	927	100.00%		228	671	27	1	0
Overvotes	0			0	0	0	0	0
Undervotes	132			35	93	4	0	0
Contest Totals	1,059			263	764	31	1	0

### Plano ISD - Proposition C

Vote For 1

	TOTAL	VOTE %		Election Day	Early Voting	Ballot By Mail	Provisional Ballots	Limited Ballots
For	431	46.59%		102	315	13	1	0
Against	494	53.41%		126	355	13	0	0
Total Votes Cast	925	100.00%		228	670	26	1	0
Overvotes	0			0	0	0	0	0
Undervotes	134			35	94	5	0	0
Contest Totals	1,059			263	764	31	1	0

### Plano ISD - Proposition D

Vote For 1

	TOTAL	VOTE %		Election Day	Early Voting	Ballot By Mail	Provisional Ballots	Limited Ballots
For	362	39.31%		92	259	10	1	0
Against	559	60.69%		135	407	17	0	0
Total Votes Cast	921	100.00%		227	666	27	1	0
Overvotes	0			0	0	0	0	0
Undervotes	138			36	98	4	0	0
Contest Totals	1,059			263	764	31	1	0

### Plano ISD - Proposition E

Vote For 1

	TOTAL	VOTE %		Election Day	Early Voting	Ballot By Mail	Provisional Ballots	Limited Ballots
For	351	37.95%		89	251	10	1	0
Against	574	62.05%		138	418	18	0	0
Total Votes Cast	925	100.00%		227	669	28	1	0
Overvotes	0			0	0	0	0	0
Undervotes	134			36	95	3	0	0
Contest Totals	1,059			263	764	31	1	0

## PCT 144

### Wylie ISD - Trustee, Place 1

Vote For 1

	TOTAL	VOTE %		Election Day	Early Voting	Ballot By Mail	Provisional Ballots	Limited Ballots
Jill Palmer	167	40.24%		57	105	5	0	0
Stacie Smith	248	59.76%		58	182	8	0	0
Total Votes Cast	415	100.00%		115	287	13	0	0
Overvotes	0			0	0	0	0	0
Undervotes	120			37	76	7	0	0
Contest Totals	535			152	363	20	0	0

### Wylie ISD - Trustee, Place 2

Vote For 1

	TOTAL	VOTE %		Election Day	Early Voting	Ballot By Mail	Provisional Ballots	Limited Ballots
Jeffrey Keech	147	37.31%		48	97	2	0	0
Mike Williams	247	62.69%		57	178	12	0	0
Total Votes Cast	394	100.00%		105	275	14	0	0
Overvotes	0			0	0	0	0	0
Undervotes	141			47	88	6	0	0
Contest Totals	535			152	363	20	0	0

### Wylie ISD - Trustee, Place 5

Vote For 1

	TOTAL	VOTE %		Election Day	Early Voting	Ballot By Mail	Provisional Ballots	Limited Ballots
Virddie Montgomery	259	62.86%		62	185	12	0	0
Kevin Brooks	153	37.14%		48	103	2	0	0
Total Votes Cast	412	100.00%		110	288	14	0	0
Overvotes	0			0	0	0	0	0
Undervotes	123			42	75	6	0	0
Contest Totals	535			152	363	20	0	0

### Wylie ISD - Trustee, Place 6

Vote For 1

	TOTAL	VOTE %		Election Day	Early Voting	Ballot By Mail	Provisional Ballots	Limited Ballots
Jacob Day	237	62.20%		60	168	9	0	0
Michael Schwerin	144	37.80%		45	96	3	0	0
Total Votes Cast	381	100.00%		105	264	12	0	0
Overvotes	0			0	0	0	0	0
Undervotes	154			47	99	8	0	0
Contest Totals	535			152	363	20	0	0



## PCT 145

### U. S. Representative District 3

Vote For 1

	TOTAL	VOTE %	Election Day	Early Voting	Ballot By Mail	Provisional Ballots	Limited Ballots
REP Keith Self	390	44.42%	132	249	8	1	0
DEM Sandeep Srivastava	462	52.62%	106	339	16	1	0
LIB Christopher Claytor	26	2.96%	10	16	0	0	0
Total Votes Cast	878	100.00%	248	604	24	2	0
Overvotes	0		0	0	0	0	0
Undervotes	18		8	8	2	0	0
Contest Totals	896		256	612	26	2	0

### Governor

Vote For 1

	TOTAL	VOTE %	Election Day	Early Voting	Ballot By Mail	Provisional Ballots	Limited Ballots
REP Greg Abbott	392	43.80%	131	249	11	1	0
DEM Beto O'Rourke	493	55.08%	120	357	15	1	0
LIB Mark Tippetts	7	0.78%	2	5	0	0	0
GRN Delilah Barrios	3	0.34%	2	1	0	0	0
Write-In Totals	0	0.00%	0	0	0	0	0
Total Votes Cast	895	100.00%	255	612	26	2	0
Overvotes	0		0	0	0	0	0
Undervotes	1		1	0	0	0	0
Contest Totals	896		256	612	26	2	0

### Lieutenant Governor

Vote For 1

	TOTAL	VOTE %	Election Day	Early Voting	Ballot By Mail	Provisional Ballots	Limited Ballots
REP Dan Patrick	377	42.60%	129	238	9	1	0
DEM Mike Collier	486	54.92%	113	355	17	1	0
LIB Shanna Steele	22	2.49%	6	16	0	0	0
Total Votes Cast	885	100.00%	248	609	26	2	0
Overvotes	0		0	0	0	0	0
Undervotes	11		8	3	0	0	0
Contest Totals	896		256	612	26	2	0

### Attorney General

Vote For 1

	TOTAL	VOTE %	Election Day	Early Voting	Ballot By Mail	Provisional Ballots	Limited Ballots
REP Ken Paxton	371	42.40%	126	236	8	1	0
DEM Rochelle Mercedes Garza	467	53.37%	105	343	18	1	0
LIB Mark Ash	37	4.23%	13	24	0	0	0
Total Votes Cast	875	100.00%	244	603	26	2	0
Overvotes	0		0	0	0	0	0
Undervotes	21		12	9	0	0	0
Contest Totals	896		256	612	26	2	0

## PCT 145

### Comptroller of Public Accounts

Vote For 1

	TOTAL	VOTE %	Election Day	Early Voting	Ballot By Mail	Provisional Ballots	Limited Ballots
REP Glenn Hegar	402	46.00%	132	260	9	1	0
DEM Janet T. Dudding	450	51.49%	103	331	15	1	0
LIB V. Alonzo Echevarria-Garza	22	2.52%	9	13	0	0	0
Total Votes Cast	874	100.00%	244	604	24	2	0
Overvotes	0		0	0	0	0	0
Undervotes	22		12	8	2	0	0
Contest Totals	896		256	612	26	2	0

### Commissioner of the General Land Office

Vote For 1

	TOTAL	VOTE %	Election Day	Early Voting	Ballot By Mail	Provisional Ballots	Limited Ballots
REP Dawn Buckingham	406	46.40%	134	262	9	1	0
DEM Jay Kleberg	452	51.66%	105	332	14	1	0
GRN Alfred Molison, Jr	16	1.83%	7	8	1	0	0
Write-In Totals	1	0.11%	0	1	0	0	0
Total Votes Cast	875	100.00%	246	603	24	2	0
Overvotes	0		0	0	0	0	0
Undervotes	21		10	9	2	0	0
Contest Totals	896		256	612	26	2	0

### Commissioner of Agriculture

Vote For 1

	TOTAL	VOTE %	Election Day	Early Voting	Ballot By Mail	Provisional Ballots	Limited Ballots
REP Sid Miller	410	46.80%	139	260	10	1	0
DEM Susan Hays	466	53.20%	105	344	16	1	0
Total Votes Cast	876	100.00%	244	604	26	2	0
Overvotes	0		0	0	0	0	0
Undervotes	20		12	8	0	0	0
Contest Totals	896		256	612	26	2	0

### Railroad Commissioner

Vote For 1

	TOTAL	VOTE %	Election Day	Early Voting	Ballot By Mail	Provisional Ballots	Limited Ballots
REP Wayne Christian	403	45.80%	136	257	9	1	0
DEM Luke Warford	438	49.77%	99	323	15	1	0
LIB Jaime Andres Diez	26	2.95%	8	16	2	0	0
GRN Hunter Wayne Crow	13	1.48%	2	11	0	0	0
Total Votes Cast	880	100.00%	245	607	26	2	0
Overvotes	0		0	0	0	0	0
Undervotes	16		11	5	0	0	0
Contest Totals	896		256	612	26	2	0

## PCT 145

### Justice, Supreme Court, Place 3

Vote For 1

	TOTAL	VOTE %	Election Day	Early Voting	Ballot By Mail	Provisional Ballots	Limited Ballots
REP Debra Lehrmann	397	45.22%	131	256	9	1	0
DEM Erin A. Nowell	460	52.39%	109	333	17	1	0
LIB Thomas Edward Oxford	21	2.39%	7	14	0	0	0
Total Votes Cast	878	100.00%	247	603	26	2	0
Overvotes	0		0	0	0	0	0
Undervotes	18		9	9	0	0	0
Contest Totals	896		256	612	26	2	0

### Justice, Supreme Court, Place 5

Vote For 1

	TOTAL	VOTE %	Election Day	Early Voting	Ballot By Mail	Provisional Ballots	Limited Ballots
REP Rebeca Huddle	402	46.26%	136	254	11	1	0
DEM Amanda Reichel	467	53.74%	109	344	13	1	0
Total Votes Cast	869	100.00%	245	598	24	2	0
Overvotes	0		0	0	0	0	0
Undervotes	27		11	14	2	0	0
Contest Totals	896		256	612	26	2	0

### Justice, Supreme Court, Place 9

Vote For 1

	TOTAL	VOTE %	Election Day	Early Voting	Ballot By Mail	Provisional Ballots	Limited Ballots
REP Evan Young	399	45.91%	131	258	9	1	0
DEM Julia Maldonado	470	54.09%	112	342	15	1	0
Total Votes Cast	869	100.00%	243	600	24	2	0
Overvotes	0		0	0	0	0	0
Undervotes	27		13	12	2	0	0
Contest Totals	896		256	612	26	2	0

### Judge, Court of Criminal Appeals, Place 5

Vote For 1

	TOTAL	VOTE %	Election Day	Early Voting	Ballot By Mail	Provisional Ballots	Limited Ballots
REP Scott Walker	398	45.91%	131	257	9	1	0
DEM Dana Huffman	469	54.09%	109	342	17	1	0
Total Votes Cast	867	100.00%	240	599	26	2	0
Overvotes	0		0	0	0	0	0
Undervotes	29		16	13	0	0	0
Contest Totals	896		256	612	26	2	0

## PCT 145

### Judge, Court of Criminal Appeals, Place 6

Vote For 1

	TOTAL	VOTE %		Election Day	Early Voting	Ballot By Mail	Provisional Ballots	Limited Ballots
REP Jesse F. McClure, III	397	45.84%	<div style="width: 45.84%;"><div style="width: 45.84%;"></div></div>	135	252	9	1	0
DEM Robert Johnson	469	54.16%	<div style="width: 54.16%;"><div style="width: 54.16%;"></div></div>	107	344	17	1	0
Total Votes Cast	866	100.00%	<div style="width: 100%;"><div style="width: 100%;"></div></div>	242	596	26	2	0
Overvotes	0			0	0	0	0	0
Undervotes	30			14	16	0	0	0
Contest Totals	896			256	612	26	2	0

### Member, State Board of Education, District 12 CCD

Vote For 1

	TOTAL	VOTE %		Election Day	Early Voting	Ballot By Mail	Provisional Ballots	Limited Ballots
REP Pam Little	400	45.98%	<div style="width: 45.98%;"><div style="width: 45.98%;"></div></div>	132	258	9	1	0
DEM Alex Cornwallis	442	50.80%	<div style="width: 50.80%;"><div style="width: 50.80%;"></div></div>	102	322	17	1	0
LIB Christy Mowrey	28	3.22%	<div style="width: 3.22%;"><div style="width: 3.22%;"></div></div>	8	20	0	0	0
Write-In Totals	0	0.00%	<div style="width: 0%;"><div style="width: 0%;"></div></div>	0	0	0	0	0
Total Votes Cast	870	100.00%	<div style="width: 100%;"><div style="width: 100%;"></div></div>	242	600	26	2	0
Overvotes	0			0	0	0	0	0
Undervotes	26			14	12	0	0	0
Contest Totals	896			256	612	26	2	0

### State Senator, District 8

Vote For 1

	TOTAL	VOTE %		Election Day	Early Voting	Ballot By Mail	Provisional Ballots	Limited Ballots
REP Angela Paxton	374	42.94%	<div style="width: 42.94%;"><div style="width: 42.94%;"></div></div>	128	237	8	1	0
DEM Jonathan Cocks	468	53.73%	<div style="width: 53.73%;"><div style="width: 53.73%;"></div></div>	107	342	18	1	0
LIB Edward Kless	29	3.33%	<div style="width: 3.33%;"><div style="width: 3.33%;"></div></div>	10	19	0	0	0
Total Votes Cast	871	100.00%	<div style="width: 100%;"><div style="width: 100%;"></div></div>	245	598	26	2	0
Overvotes	0			0	0	0	0	0
Undervotes	25			11	14	0	0	0
Contest Totals	896			256	612	26	2	0

### Justice, 5th Court of Appeals District, Place 4

Vote For 1

	TOTAL	VOTE %		Election Day	Early Voting	Ballot By Mail	Provisional Ballots	Limited Ballots
REP Emily A. Miskel	402	46.69%	<div style="width: 46.69%;"><div style="width: 46.69%;"></div></div>	135	257	9	1	0
DEM Maricela Moore	459	53.31%	<div style="width: 53.31%;"><div style="width: 53.31%;"></div></div>	104	337	17	1	0
Total Votes Cast	861	100.00%	<div style="width: 100%;"><div style="width: 100%;"></div></div>	239	594	26	2	0
Overvotes	0			0	0	0	0	0
Undervotes	35			17	18	0	0	0
Contest Totals	896			256	612	26	2	0

## PCT 145

### Justice, 5th Court of Appeals District, Place 7

Vote For 1

	TOTAL	VOTE %	Election Day	Early Voting	Ballot By Mail	Provisional Ballots	Limited Ballots
REP Kristina Williams	399	46.02%	134	255	9	1	0
DEM Nancy Kennedy	468	53.98%	107	343	17	1	0
Total Votes Cast	867	100.00%	241	598	26	2	0
Overvotes	0		0	0	0	0	0
Undervotes	29		15	14	0	0	0
Contest Totals	896		256	612	26	2	0

### County Judge CCD

Vote For 1

	TOTAL	VOTE %	Election Day	Early Voting	Ballot By Mail	Provisional Ballots	Limited Ballots
REP Chris Hill	398	45.75%	135	254	8	1	0
DEM Joshua Murray	472	54.25%	107	346	18	1	0
Total Votes Cast	870	100.00%	242	600	26	2	0
Overvotes	0		0	0	0	0	0
Undervotes	26		14	12	0	0	0
Contest Totals	896		256	612	26	2	0

### District Clerk CCD

Vote For 1

	TOTAL	VOTE %	Election Day	Early Voting	Ballot By Mail	Provisional Ballots	Limited Ballots
REP Mike Gould	406	46.83%	135	260	10	1	0
DEM David Brignac	461	53.17%	107	339	14	1	0
Total Votes Cast	867	100.00%	242	599	24	2	0
Overvotes	0		0	0	0	0	0
Undervotes	29		14	13	2	0	0
Contest Totals	896		256	612	26	2	0

### Justice of the Peace, Precinct 3

Vote For 1

	TOTAL	VOTE %	Election Day	Early Voting	Ballot By Mail	Provisional Ballots	Limited Ballots
REP Mike Missildine	405	47.04%	132	263	9	1	0
DEM Irvin Lynn Barrett	456	52.96%	106	334	15	1	0
Total Votes Cast	861	100.00%	238	597	24	2	0
Overvotes	0		0	0	0	0	0
Undervotes	35		18	15	2	0	0
Contest Totals	896		256	612	26	2	0

## PCT 146

### U. S. Representative District 3

Vote For 1

	TOTAL	VOTE %	Election Day	Early Voting	Ballot By Mail	Provisional Ballots	Limited Ballots
REP Keith Self	1,171	50.04%	361	784	25	1	0
DEM Sandeep Srivastava	1,090	46.58%	313	747	29	1	0
LIB Christopher Claytor	79	3.38%	30	48	1	0	0
Total Votes Cast	2,340	100.00%	704	1,579	55	2	0
Overvotes	0		0	0	0	0	0
Undervotes	31		13	17	1	0	0
Contest Totals	2,371		717	1,596	56	2	0

### Governor

Vote For 1

	TOTAL	VOTE %	Election Day	Early Voting	Ballot By Mail	Provisional Ballots	Limited Ballots
REP Greg Abbott	1,153	48.86%	348	780	24	1	0
DEM Beto O'Rourke	1,179	49.96%	347	799	32	1	0
LIB Mark Tippetts	20	0.85%	15	5	0	0	0
GRN Delilah Barrios	5	0.21%	1	4	0	0	0
Write-In Totals	3	0.13%	0	3	0	0	0
Total Votes Cast	2,360	100.00%	711	1,591	56	2	0
Overvotes	0		0	0	0	0	0
Undervotes	11		6	5	0	0	0
Contest Totals	2,371		717	1,596	56	2	0

### Lieutenant Governor

Vote For 1

	TOTAL	VOTE %	Election Day	Early Voting	Ballot By Mail	Provisional Ballots	Limited Ballots
REP Dan Patrick	1,130	48.25%	343	765	21	1	0
DEM Mike Collier	1,136	48.51%	325	779	31	1	0
LIB Shanna Steele	76	3.25%	34	40	2	0	0
Total Votes Cast	2,342	100.00%	702	1,584	54	2	0
Overvotes	0		0	0	0	0	0
Undervotes	29		15	12	2	0	0
Contest Totals	2,371		717	1,596	56	2	0

### Attorney General

Vote For 1

	TOTAL	VOTE %	Election Day	Early Voting	Ballot By Mail	Provisional Ballots	Limited Ballots
REP Ken Paxton	1,123	48.16%	358	743	21	1	0
DEM Rochelle Mercedes Garza	1,127	48.33%	311	785	30	1	0
LIB Mark Ash	82	3.52%	32	47	3	0	0
Total Votes Cast	2,332	100.00%	701	1,575	54	2	0
Overvotes	0		0	0	0	0	0
Undervotes	39		16	21	2	0	0
Contest Totals	2,371		717	1,596	56	2	0

## PCT 146

### Comptroller of Public Accounts

Vote For 1

	TOTAL	VOTE %	Election Day	Early Voting	Ballot By Mail	Provisional Ballots	Limited Ballots
REP Glenn Hegar	1,196	51.46%	367	803	25	1	0
DEM Janet T. Dudding	1,065	45.83%	293	741	30	1	0
LIB V. Alonzo Echevarria-Garza	63	2.71%	31	32	0	0	0
Total Votes Cast	2,324	100.00%	691	1,576	55	2	0
Overvotes	0		0	0	0	0	0
Undervotes	47		26	20	1	0	0
Contest Totals	2,371		717	1,596	56	2	0

### Commissioner of the General Land Office

Vote For 1

	TOTAL	VOTE %	Election Day	Early Voting	Ballot By Mail	Provisional Ballots	Limited Ballots
REP Dawn Buckingham	1,187	51.32%	371	791	24	1	0
DEM Jay Kleberg	1,089	47.08%	303	754	31	1	0
GRN Alfred Molison, Jr	35	1.51%	16	19	0	0	0
Write-In Totals	2	0.09%	0	2	0	0	0
Total Votes Cast	2,313	100.00%	690	1,566	55	2	0
Overvotes	0		0	0	0	0	0
Undervotes	58		27	30	1	0	0
Contest Totals	2,371		717	1,596	56	2	0

### Commissioner of Agriculture

Vote For 1

	TOTAL	VOTE %	Election Day	Early Voting	Ballot By Mail	Provisional Ballots	Limited Ballots
REP Sid Miller	1,200	52.08%	374	799	26	1	0
DEM Susan Hays	1,104	47.92%	308	766	29	1	0
Total Votes Cast	2,304	100.00%	682	1,565	55	2	0
Overvotes	0		0	0	0	0	0
Undervotes	67		35	31	1	0	0
Contest Totals	2,371		717	1,596	56	2	0

### Railroad Commissioner

Vote For 1

	TOTAL	VOTE %	Election Day	Early Voting	Ballot By Mail	Provisional Ballots	Limited Ballots
REP Wayne Christian	1,161	50.26%	360	776	24	1	0
DEM Luke Warford	1,043	45.15%	278	734	30	1	0
LIB Jaime Andres Diez	79	3.42%	34	45	0	0	0
GRN Hunter Wayne Crow	27	1.17%	13	13	1	0	0
Total Votes Cast	2,310	100.00%	685	1,568	55	2	0
Overvotes	0		0	0	0	0	0
Undervotes	61		32	28	1	0	0
Contest Totals	2,371		717	1,596	56	2	0

## PCT 146

### Justice, Supreme Court, Place 3

Vote For 1

	TOTAL	VOTE %		Election Day	Early Voting	Ballot By Mail	Provisional Ballots	Limited Ballots
REP Debra Lehrmann	1,171	50.76%	<div style="width: 50.76%;"><div style="width: 50.76%;"></div></div>	359	785	26	1	0
DEM Erin A. Nowell	1,086	47.07%	<div style="width: 47.07%;"><div style="width: 47.07%;"></div></div>	299	757	29	1	0
LIB Thomas Edward Oxford	50	2.17%	<div style="width: 2.17%;"><div style="width: 2.17%;"></div></div>	29	21	0	0	0
Total Votes Cast	2,307	100.00%	<div style="width: 100.00%;"><div style="width: 100.00%;"></div></div>	687	1,563	55	2	0
Overvotes	0			0	0	0	0	0
Undervotes	64			30	33	1	0	0
Contest Totals	2,371			717	1,596	56	2	0

### Justice, Supreme Court, Place 5

Vote For 1

	TOTAL	VOTE %		Election Day	Early Voting	Ballot By Mail	Provisional Ballots	Limited Ballots
REP Rebeca Huddle	1,187	51.63%	<div style="width: 51.63%;"><div style="width: 51.63%;"></div></div>	370	790	26	1	0
DEM Amanda Reichel	1,112	48.37%	<div style="width: 48.37%;"><div style="width: 48.37%;"></div></div>	313	769	29	1	0
Total Votes Cast	2,299	100.00%	<div style="width: 100.00%;"><div style="width: 100.00%;"></div></div>	683	1,559	55	2	0
Overvotes	0			0	0	0	0	0
Undervotes	72			34	37	1	0	0
Contest Totals	2,371			717	1,596	56	2	0

### Justice, Supreme Court, Place 9

Vote For 1

	TOTAL	VOTE %		Election Day	Early Voting	Ballot By Mail	Provisional Ballots	Limited Ballots
REP Evan Young	1,180	51.39%	<div style="width: 51.39%;"><div style="width: 51.39%;"></div></div>	369	784	26	1	0
DEM Julia Maldonado	1,116	48.61%	<div style="width: 48.61%;"><div style="width: 48.61%;"></div></div>	314	772	29	1	0
Total Votes Cast	2,296	100.00%	<div style="width: 100.00%;"><div style="width: 100.00%;"></div></div>	683	1,556	55	2	0
Overvotes	0			0	0	0	0	0
Undervotes	75			34	40	1	0	0
Contest Totals	2,371			717	1,596	56	2	0

### Judge, Court of Criminal Appeals, Place 5

Vote For 1

	TOTAL	VOTE %		Election Day	Early Voting	Ballot By Mail	Provisional Ballots	Limited Ballots
REP Scott Walker	1,179	51.46%	<div style="width: 51.46%;"><div style="width: 51.46%;"></div></div>	370	785	23	1	0
DEM Dana Huffman	1,112	48.54%	<div style="width: 48.54%;"><div style="width: 48.54%;"></div></div>	312	768	31	1	0
Total Votes Cast	2,291	100.00%	<div style="width: 100.00%;"><div style="width: 100.00%;"></div></div>	682	1,553	54	2	0
Overvotes	0			0	0	0	0	0
Undervotes	80			35	43	2	0	0
Contest Totals	2,371			717	1,596	56	2	0



## PCT 146

### Judge, Court of Criminal Appeals, Place 6

Vote For 1

	TOTAL	VOTE %		Election Day	Early Voting	Ballot By Mail	Provisional Ballots	Limited Ballots
REP Jesse F. McClure, III	1,189	51.90%	<div style="width: 51.90%;"><div style="width: 51.90%;"></div></div>	375	790	23	1	0
DEM Robert Johnson	1,102	48.10%	<div style="width: 48.10%;"><div style="width: 48.10%;"></div></div>	307	763	31	1	0
Total Votes Cast	2,291	100.00%	<div style="width: 100.00%;"><div style="width: 100.00%;"></div></div>	682	1,553	54	2	0
Overvotes	0			0	0	0	0	0
Undervotes	80			35	43	2	0	0
Contest Totals	2,371			717	1,596	56	2	0

### Member, State Board of Education, District 12 CCD

Vote For 1

	TOTAL	VOTE %		Election Day	Early Voting	Ballot By Mail	Provisional Ballots	Limited Ballots
REP Pam Little	1,148	50.00%	<div style="width: 50.00%;"><div style="width: 50.00%;"></div></div>	353	770	24	1	0
DEM Alex Cornwallis	1,073	46.73%	<div style="width: 46.73%;"><div style="width: 46.73%;"></div></div>	296	748	28	1	0
LIB Christy Mowrey	73	3.18%	<div style="width: 3.18%;"><div style="width: 3.18%;"></div></div>	36	36	1	0	0
Write-In Totals	2	0.09%	<div style="width: 0.09%;"><div style="width: 0.09%;"></div></div>	0	2	0	0	0
Total Votes Cast	2,296	100.00%	<div style="width: 100.00%;"><div style="width: 100.00%;"></div></div>	685	1,556	53	2	0
Overvotes	1			0	0	1	0	0
Undervotes	74			32	40	2	0	0
Contest Totals	2,371			717	1,596	56	2	0

### State Representative, District 66

Vote For 1

	TOTAL	VOTE %		Election Day	Early Voting	Ballot By Mail	Provisional Ballots	Limited Ballots
REP Matt Shaheen	1,188	51.88%	<div style="width: 51.88%;"><div style="width: 51.88%;"></div></div>	372	790	25	1	0
DEM Jesse Ringness	1,102	48.12%	<div style="width: 48.12%;"><div style="width: 48.12%;"></div></div>	308	764	29	1	0
Total Votes Cast	2,290	100.00%	<div style="width: 100.00%;"><div style="width: 100.00%;"></div></div>	680	1,554	54	2	0
Overvotes	0			0	0	0	0	0
Undervotes	81			37	42	2	0	0
Contest Totals	2,371			717	1,596	56	2	0

### Justice, 5th Court of Appeals District, Place 4

Vote For 1

	TOTAL	VOTE %		Election Day	Early Voting	Ballot By Mail	Provisional Ballots	Limited Ballots
REP Emily A. Miskel	1,178	51.76%	<div style="width: 51.76%;"><div style="width: 51.76%;"></div></div>	366	786	25	1	0
DEM Maricela Moore	1,098	48.24%	<div style="width: 48.24%;"><div style="width: 48.24%;"></div></div>	308	760	29	1	0
Total Votes Cast	2,276	100.00%	<div style="width: 100.00%;"><div style="width: 100.00%;"></div></div>	674	1,546	54	2	0
Overvotes	0			0	0	0	0	0
Undervotes	95			43	50	2	0	0
Contest Totals	2,371			717	1,596	56	2	0

## PCT 146

### Justice, 5th Court of Appeals District, Place 7

Vote For 1

	TOTAL	VOTE %	Election Day	Early Voting	Ballot By Mail	Provisional Ballots	Limited Ballots
REP Kristina Williams	1,173	51.27%	369	779	24	1	0
DEM Nancy Kennedy	1,115	48.73%	308	775	31	1	0
Total Votes Cast	2,288	100.00%	677	1,554	55	2	0
Overvotes	0		0	0	0	0	0
Undervotes	83		40	42	1	0	0
Contest Totals	2,371		717	1,596	56	2	0

### County Judge CCD

Vote For 1

	TOTAL	VOTE %	Election Day	Early Voting	Ballot By Mail	Provisional Ballots	Limited Ballots
REP Chris Hill	1,172	51.09%	368	779	24	1	0
DEM Joshua Murray	1,122	48.91%	318	772	31	1	0
Total Votes Cast	2,294	100.00%	686	1,551	55	2	0
Overvotes	0		0	0	0	0	0
Undervotes	77		31	45	1	0	0
Contest Totals	2,371		717	1,596	56	2	0

### District Clerk CCD

Vote For 1

	TOTAL	VOTE %	Election Day	Early Voting	Ballot By Mail	Provisional Ballots	Limited Ballots
REP Mike Gould	1,197	52.45%	375	795	26	1	0
DEM David Brignac	1,085	47.55%	303	752	29	1	0
Total Votes Cast	2,282	100.00%	678	1,547	55	2	0
Overvotes	0		0	0	0	0	0
Undervotes	89		39	49	1	0	0
Contest Totals	2,371		717	1,596	56	2	0

### Justice of the Peace, Precinct 4

Vote For 1

	TOTAL	VOTE %	Election Day	Early Voting	Ballot By Mail	Provisional Ballots	Limited Ballots
REP Vincent Venegoni	1,155	50.81%	357	774	23	1	0
DEM Adam Kern	1,118	49.19%	319	767	31	1	0
Total Votes Cast	2,273	100.00%	676	1,541	54	2	0
Overvotes	0		0	0	0	0	0
Undervotes	98		41	55	2	0	0
Contest Totals	2,371		717	1,596	56	2	0

## PCT 147

### U. S. Representative District 3

Vote For 1

	TOTAL	VOTE %	Election Day	Early Voting	Ballot By Mail	Provisional Ballots	Limited Ballots
REP Keith Self	492	51.14%	165	320	7	0	0
DEM Sandeep Srivastava	439	45.63%	128	298	13	0	0
LIB Christopher Claytor	31	3.22%	14	17	0	0	0
Total Votes Cast	962	100.00%	307	635	20	0	0
Overvotes	0		0	0	0	0	0
Undervotes	18		5	13	0	0	0
Contest Totals	980		312	648	20	0	0

### Governor

Vote For 1

	TOTAL	VOTE %	Election Day	Early Voting	Ballot By Mail	Provisional Ballots	Limited Ballots
REP Greg Abbott	483	49.34%	162	315	6	0	0
DEM Beto O'Rourke	483	49.34%	143	326	14	0	0
LIB Mark Tippetts	9	0.92%	5	4	0	0	0
GRN Delilah Barrios	3	0.31%	1	2	0	0	0
Write-In Totals	1	0.10%	0	1	0	0	0
Total Votes Cast	979	100.00%	311	648	20	0	0
Overvotes	0		0	0	0	0	0
Undervotes	1		1	0	0	0	0
Contest Totals	980		312	648	20	0	0

### Lieutenant Governor

Vote For 1

	TOTAL	VOTE %	Election Day	Early Voting	Ballot By Mail	Provisional Ballots	Limited Ballots
REP Dan Patrick	469	48.45%	164	299	6	0	0
DEM Mike Collier	470	48.55%	132	324	14	0	0
LIB Shanna Steele	29	3.00%	12	17	0	0	0
Total Votes Cast	968	100.00%	308	640	20	0	0
Overvotes	0		0	0	0	0	0
Undervotes	12		4	8	0	0	0
Contest Totals	980		312	648	20	0	0

### Attorney General

Vote For 1

	TOTAL	VOTE %	Election Day	Early Voting	Ballot By Mail	Provisional Ballots	Limited Ballots
REP Ken Paxton	468	48.30%	166	295	7	0	0
DEM Rochelle Mercedes Garza	481	49.64%	135	333	13	0	0
LIB Mark Ash	20	2.06%	8	12	0	0	0
Total Votes Cast	969	100.00%	309	640	20	0	0
Overvotes	0		0	0	0	0	0
Undervotes	11		3	8	0	0	0
Contest Totals	980		312	648	20	0	0

## PCT 147

### Comptroller of Public Accounts

Vote For 1

	TOTAL	VOTE %		Election Day	Early Voting	Ballot By Mail	Provisional Ballots	Limited Ballots
REP Glenn Hegar	502	52.46%	<div style="width: 52.46%;"><div style="width: 52.46%;"></div></div>	167	329	6	0	0
DEM Janet T. Dudding	437	45.66%	<div style="width: 45.66%;"><div style="width: 45.66%;"></div></div>	131	293	13	0	0
LIB V. Alonzo Echevarria-Garza	18	1.88%	<div style="width: 1.88%;"><div style="width: 1.88%;"></div></div>	7	11	0	0	0
Total Votes Cast	957	100.00%	<div style="width: 100.00%;"><div style="width: 100.00%;"></div></div>	305	633	19	0	0
Overvotes	0			0	0	0	0	0
Undervotes	23			7	15	1	0	0
Contest Totals	980			312	648	20	0	0

### Commissioner of the General Land Office

Vote For 1

	TOTAL	VOTE %		Election Day	Early Voting	Ballot By Mail	Provisional Ballots	Limited Ballots
REP Dawn Buckingham	495	51.78%	<div style="width: 51.78%;"><div style="width: 51.78%;"></div></div>	172	317	6	0	0
DEM Jay Kleberg	446	46.65%	<div style="width: 46.65%;"><div style="width: 46.65%;"></div></div>	128	305	13	0	0
GRN Alfred Molison, Jr	15	1.57%	<div style="width: 1.57%;"><div style="width: 1.57%;"></div></div>	6	9	0	0	0
Write-In Totals	0	0.00%	<div style="width: 0.00%;"><div style="width: 0.00%;"></div></div>	0	0	0	0	0
Total Votes Cast	956	100.00%	<div style="width: 100.00%;"><div style="width: 100.00%;"></div></div>	306	631	19	0	0
Overvotes	0			0	0	0	0	0
Undervotes	24			6	17	1	0	0
Contest Totals	980			312	648	20	0	0

### Commissioner of Agriculture

Vote For 1

	TOTAL	VOTE %		Election Day	Early Voting	Ballot By Mail	Provisional Ballots	Limited Ballots
REP Sid Miller	499	51.93%	<div style="width: 51.93%;"><div style="width: 51.93%;"></div></div>	173	319	7	0	0
DEM Susan Hays	462	48.07%	<div style="width: 48.07%;"><div style="width: 48.07%;"></div></div>	132	317	13	0	0
Total Votes Cast	961	100.00%	<div style="width: 100.00%;"><div style="width: 100.00%;"></div></div>	305	636	20	0	0
Overvotes	0			0	0	0	0	0
Undervotes	19			7	12	0	0	0
Contest Totals	980			312	648	20	0	0

### Railroad Commissioner

Vote For 1

	TOTAL	VOTE %		Election Day	Early Voting	Ballot By Mail	Provisional Ballots	Limited Ballots
REP Wayne Christian	487	50.73%	<div style="width: 50.73%;"><div style="width: 50.73%;"></div></div>	168	313	6	0	0
DEM Luke Warford	434	45.21%	<div style="width: 45.21%;"><div style="width: 45.21%;"></div></div>	123	298	13	0	0
LIB Jaime Andres Diez	30	3.12%	<div style="width: 3.12%;"><div style="width: 3.12%;"></div></div>	9	21	0	0	0
GRN Hunter Wayne Crow	9	0.94%	<div style="width: 0.94%;"><div style="width: 0.94%;"></div></div>	3	6	0	0	0
Total Votes Cast	960	100.00%	<div style="width: 100.00%;"><div style="width: 100.00%;"></div></div>	303	638	19	0	0
Overvotes	0			0	0	0	0	0
Undervotes	20			9	10	1	0	0
Contest Totals	980			312	648	20	0	0

## PCT 147

### Justice, Supreme Court, Place 3

Vote For 1

	TOTAL	VOTE %		Election Day	Early Voting	Ballot By Mail	Provisional Ballots	Limited Ballots
REP Debra Lehrmann	502	52.29%	<div style="width: 52.29%;"><div style="width: 52.29%;"></div></div>	169	326	7	0	0
DEM Erin A. Nowell	443	46.15%	<div style="width: 46.15%;"><div style="width: 46.15%;"></div></div>	128	302	13	0	0
LIB Thomas Edward Oxford	15	1.56%	<div style="width: 1.56%;"><div style="width: 1.56%;"></div></div>	9	6	0	0	0
Total Votes Cast	960	100.00%	<div style="width: 100.00%;"><div style="width: 100.00%;"></div></div>	306	634	20	0	0
Overvotes	0			0	0	0	0	0
Undervotes	20			6	14	0	0	0
Contest Totals	980			312	648	20	0	0

### Justice, Supreme Court, Place 5

Vote For 1

	TOTAL	VOTE %		Election Day	Early Voting	Ballot By Mail	Provisional Ballots	Limited Ballots
REP Rebeca Huddle	500	52.52%	<div style="width: 52.52%;"><div style="width: 52.52%;"></div></div>	163	329	8	0	0
DEM Amanda Reichel	452	47.48%	<div style="width: 47.48%;"><div style="width: 47.48%;"></div></div>	138	302	12	0	0
Total Votes Cast	952	100.00%	<div style="width: 100.00%;"><div style="width: 100.00%;"></div></div>	301	631	20	0	0
Overvotes	0			0	0	0	0	0
Undervotes	28			11	17	0	0	0
Contest Totals	980			312	648	20	0	0

### Justice, Supreme Court, Place 9

Vote For 1

	TOTAL	VOTE %		Election Day	Early Voting	Ballot By Mail	Provisional Ballots	Limited Ballots
REP Evan Young	495	51.94%	<div style="width: 51.94%;"><div style="width: 51.94%;"></div></div>	165	322	8	0	0
DEM Julia Maldonado	458	48.06%	<div style="width: 48.06%;"><div style="width: 48.06%;"></div></div>	137	309	12	0	0
Total Votes Cast	953	100.00%	<div style="width: 100.00%;"><div style="width: 100.00%;"></div></div>	302	631	20	0	0
Overvotes	0			0	0	0	0	0
Undervotes	27			10	17	0	0	0
Contest Totals	980			312	648	20	0	0

### Judge, Court of Criminal Appeals, Place 5

Vote For 1

	TOTAL	VOTE %		Election Day	Early Voting	Ballot By Mail	Provisional Ballots	Limited Ballots
REP Scott Walker	492	51.79%	<div style="width: 51.79%;"><div style="width: 51.79%;"></div></div>	166	319	7	0	0
DEM Dana Huffman	458	48.21%	<div style="width: 48.21%;"><div style="width: 48.21%;"></div></div>	135	311	12	0	0
Total Votes Cast	950	100.00%	<div style="width: 100.00%;"><div style="width: 100.00%;"></div></div>	301	630	19	0	0
Overvotes	0			0	0	0	0	0
Undervotes	30			11	18	1	0	0
Contest Totals	980			312	648	20	0	0

## PCT 147

### Judge, Court of Criminal Appeals, Place 6

Vote For 1

	TOTAL	VOTE %		Election Day	Early Voting	Ballot By Mail	Provisional Ballots	Limited Ballots
REP Jesse F. McClure, III	506	53.38%	<div style="width: 53.38%;"><div style="width: 53.38%;"></div></div>	170	328	8	0	0
DEM Robert Johnson	442	46.62%	<div style="width: 46.62%;"><div style="width: 46.62%;"></div></div>	131	300	11	0	0
Total Votes Cast	948	100.00%	<div style="width: 100.00%;"><div style="width: 100.00%;"></div></div>	301	628	19	0	0
Overvotes	0			0	0	0	0	0
Undervotes	32			11	20	1	0	0
Contest Totals	980			312	648	20	0	0

### Member, State Board of Education, District 12 CCD

Vote For 1

	TOTAL	VOTE %		Election Day	Early Voting	Ballot By Mail	Provisional Ballots	Limited Ballots
REP Pam Little	485	51.00%	<div style="width: 51.00%;"><div style="width: 51.00%;"></div></div>	171	308	6	0	0
DEM Alex Cornwallis	432	45.43%	<div style="width: 45.43%;"><div style="width: 45.43%;"></div></div>	122	297	13	0	0
LIB Christy Mowrey	34	3.58%	<div style="width: 3.58%;"><div style="width: 3.58%;"></div></div>	10	24	0	0	0
Write-In Totals	0	0.00%	<div style="width: 0.00%;"><div style="width: 0.00%;"></div></div>	0	0	0	0	0
Total Votes Cast	951	100.00%	<div style="width: 100.00%;"><div style="width: 100.00%;"></div></div>	303	629	19	0	0
Overvotes	0			0	0	0	0	0
Undervotes	29			9	19	1	0	0
Contest Totals	980			312	648	20	0	0

### State Senator, District 8

Vote For 1

	TOTAL	VOTE %		Election Day	Early Voting	Ballot By Mail	Provisional Ballots	Limited Ballots
REP Angela Paxton	477	49.69%	<div style="width: 49.69%;"><div style="width: 49.69%;"></div></div>	166	305	6	0	0
DEM Jonathan Cocks	462	48.12%	<div style="width: 48.12%;"><div style="width: 48.12%;"></div></div>	131	317	14	0	0
LIB Edward Kless	21	2.19%	<div style="width: 2.19%;"><div style="width: 2.19%;"></div></div>	7	14	0	0	0
Total Votes Cast	960	100.00%	<div style="width: 100.00%;"><div style="width: 100.00%;"></div></div>	304	636	20	0	0
Overvotes	0			0	0	0	0	0
Undervotes	20			8	12	0	0	0
Contest Totals	980			312	648	20	0	0

### State Representative, District 67

Vote For 1

	TOTAL	VOTE %		Election Day	Early Voting	Ballot By Mail	Provisional Ballots	Limited Ballots
REP Jeff Leach	500	52.41%	<div style="width: 52.41%;"><div style="width: 52.41%;"></div></div>	170	324	6	0	0
DEM Kevin Morris	454	47.59%	<div style="width: 47.59%;"><div style="width: 47.59%;"></div></div>	132	308	14	0	0
Total Votes Cast	954	100.00%	<div style="width: 100.00%;"><div style="width: 100.00%;"></div></div>	302	632	20	0	0
Overvotes	0			0	0	0	0	0
Undervotes	26			10	16	0	0	0
Contest Totals	980			312	648	20	0	0

## PCT 147

### Justice, 5th Court of Appeals District, Place 4

Vote For 1

	TOTAL	VOTE %		Election Day	Early Voting	Ballot By Mail	Provisional Ballots	Limited Ballots
REP Emily A. Miskel	498	52.75%	<div style="width: 52.75%;"><div style="width: 52.75%;"></div></div>	167	323	8	0	0
DEM Maricela Moore	446	47.25%	<div style="width: 47.25%;"><div style="width: 47.25%;"></div></div>	131	304	11	0	0
Total Votes Cast	944	100.00%	<div style="width: 100.00%;"><div style="width: 100.00%;"></div></div>	298	627	19	0	0
Overvotes	0			0	0	0	0	0
Undervotes	36			14	21	1	0	0
Contest Totals	980			312	648	20	0	0

### Justice, 5th Court of Appeals District, Place 7

Vote For 1

	TOTAL	VOTE %		Election Day	Early Voting	Ballot By Mail	Provisional Ballots	Limited Ballots
REP Kristina Williams	480	50.96%	<div style="width: 50.96%;"><div style="width: 50.96%;"></div></div>	162	311	7	0	0
DEM Nancy Kennedy	462	49.04%	<div style="width: 49.04%;"><div style="width: 49.04%;"></div></div>	137	313	12	0	0
Total Votes Cast	942	100.00%	<div style="width: 100.00%;"><div style="width: 100.00%;"></div></div>	299	624	19	0	0
Overvotes	0			0	0	0	0	0
Undervotes	38			13	24	1	0	0
Contest Totals	980			312	648	20	0	0

### County Judge CCD

Vote For 1

	TOTAL	VOTE %		Election Day	Early Voting	Ballot By Mail	Provisional Ballots	Limited Ballots
REP Chris Hill	494	51.89%	<div style="width: 51.89%;"><div style="width: 51.89%;"></div></div>	170	318	6	0	0
DEM Joshua Murray	458	48.11%	<div style="width: 48.11%;"><div style="width: 48.11%;"></div></div>	132	313	13	0	0
Total Votes Cast	952	100.00%	<div style="width: 100.00%;"><div style="width: 100.00%;"></div></div>	302	631	19	0	0
Overvotes	0			0	0	0	0	0
Undervotes	28			10	17	1	0	0
Contest Totals	980			312	648	20	0	0

### District Clerk CCD




Vote For 1

	TOTAL	VOTE %		Election Day	Early Voting	Ballot By Mail	Provisional Ballots	Limited Ballots
REP Mike Gould	503	53.34%	<div style="width: 53.34%;"><div style="width: 53.34%;"></div></div>	169	327	7	0	0
DEM David Brignac	440	46.66%	<div style="width: 46.66%;"><div style="width: 46.66%;"></div></div>	129	299	12	0	0
Total Votes Cast	943	100.00%	<div style="width: 100.00%;"><div style="width: 100.00%;"></div></div>	298	626	19	0	0
Overvotes	0			0	0	0	0	0
Undervotes	37			14	22	1	0	0
Contest Totals	980			312	648	20	0	0

## PCT 147




### County Commissioner, Precinct 4

Vote For 1

	TOTAL	VOTE %		Election Day	Early Voting	Ballot By Mail	Provisional Ballots	Limited Ballots
REP Duncan Webb	505	53.05%		173	326	6	0	0
DEM Jeffrey Williams	447	46.95%		129	305	13	0	0
Total Votes Cast	952	100.00%		302	631	19	0	0
Overvotes	0			0	0	0	0	0
Undervotes	28			10	17	1	0	0
Contest Totals	980			312	648	20	0	0

### Justice of the Peace, Precinct 3

Vote For 1

	TOTAL	VOTE %		Election Day	Early Voting	Ballot By Mail	Provisional Ballots	Limited Ballots
REP Mike Missildine	495	52.44%		164	325	6	0	0
DEM Irvin Lynn Barrett	449	47.56%		135	301	13	0	0
Total Votes Cast	944	100.00%		299	626	19	0	0
Overvotes	0			0	0	0	0	0
Undervotes	36			13	22	1	0	0
Contest Totals	980			312	648	20	0	0



## PCT 148

### U. S. Representative District 3

Vote For 1

	TOTAL	VOTE %		Election Day	Early Voting	Ballot By Mail	Provisional Ballots	Limited Ballots
REP Keith Self	242	61.58%	<div style="width: 61.58%;"><div style="width: 61.58%;"></div></div>	32	171	38	1	0
DEM Sandeep Srivastava	143	36.39%	<div style="width: 36.39%;"><div style="width: 36.39%;"></div></div>	17	112	14	0	0
LIB Christopher Claytor	8	2.04%	<div style="width: 2.04%;"><div style="width: 2.04%;"></div></div>	3	5	0	0	0
Total Votes Cast	393	100.00%	<div style="width: 100.00%;"><div style="width: 100.00%;"></div></div>	52	288	52	1	0
Overvotes	0			0	0	0	0	0
Undervotes	12			1	8	3	0	0
Contest Totals	405			53	296	55	1	0

### Governor

Vote For 1

	TOTAL	VOTE %		Election Day	Early Voting	Ballot By Mail	Provisional Ballots	Limited Ballots
REP Greg Abbott	242	60.20%	<div style="width: 60.20%;"><div style="width: 60.20%;"></div></div>	36	170	35	1	0
DEM Beto O'Rourke	157	39.05%	<div style="width: 39.05%;"><div style="width: 39.05%;"></div></div>	16	122	19	0	0
LIB Mark Tippetts	2	0.50%	<div style="width: 0.50%;"><div style="width: 0.50%;"></div></div>	0	2	0	0	0
GRN Delilah Barrios	1	0.25%	<div style="width: 0.25%;"><div style="width: 0.25%;"></div></div>	1	0	0	0	0
Write-In Totals	0	0.00%	<div style="width: 0.00%;"><div style="width: 0.00%;"></div></div>	0	0	0	0	0
Total Votes Cast	402	100.00%	<div style="width: 100.00%;"><div style="width: 100.00%;"></div></div>	53	294	54	1	0
Overvotes	0			0	0	0	0	0
Undervotes	3			0	2	1	0	0
Contest Totals	405			53	296	55	1	0

### Lieutenant Governor

Vote For 1

	TOTAL	VOTE %		Election Day	Early Voting	Ballot By Mail	Provisional Ballots	Limited Ballots
REP Dan Patrick	230	57.79%	<div style="width: 57.79%;"><div style="width: 57.79%;"></div></div>	34	160	35	1	0
DEM Mike Collier	161	40.45%	<div style="width: 40.45%;"><div style="width: 40.45%;"></div></div>	17	125	19	0	0
LIB Shanna Steele	7	1.76%	<div style="width: 1.76%;"><div style="width: 1.76%;"></div></div>	2	5	0	0	0
Total Votes Cast	398	100.00%	<div style="width: 100.00%;"><div style="width: 100.00%;"></div></div>	53	290	54	1	0
Overvotes	0			0	0	0	0	0
Undervotes	7			0	6	1	0	0
Contest Totals	405			53	296	55	1	0

### Attorney General

Vote For 1

	TOTAL	VOTE %		Election Day	Early Voting	Ballot By Mail	Provisional Ballots	Limited Ballots
REP Ken Paxton	235	58.75%	<div style="width: 58.75%;"><div style="width: 58.75%;"></div></div>	34	167	33	1	0
DEM Rochelle Mercedes Garza	154	38.50%	<div style="width: 38.50%;"><div style="width: 38.50%;"></div></div>	17	119	18	0	0
LIB Mark Ash	11	2.75%	<div style="width: 2.75%;"><div style="width: 2.75%;"></div></div>	2	7	2	0	0
Total Votes Cast	400	100.00%	<div style="width: 100.00%;"><div style="width: 100.00%;"></div></div>	53	293	53	1	0
Overvotes	0			0	0	0	0	0
Undervotes	5			0	3	2	0	0
Contest Totals	405			53	296	55	1	0

## PCT 148

### Comptroller of Public Accounts

Vote For 1

	TOTAL	VOTE %		Election Day	Early Voting	Ballot By Mail	Provisional Ballots	Limited Ballots
REP Glenn Hegar	244	61.31%	<div style="width: 61.31%;"><div style="width: 61.31%;"></div></div>	34	172	37	1	0
DEM Janet T. Dudding	150	37.69%	<div style="width: 37.69%;"><div style="width: 37.69%;"></div></div>	17	116	17	0	0
LIB V. Alonzo Echevarria-Garza	4	1.00%	<div style="width: 1.00%;"><div style="width: 1.00%;"></div></div>	2	2	0	0	0
Total Votes Cast	398	100.00%	<div style="width: 100.00%;"><div style="width: 100.00%;"></div></div>	53	290	54	1	0
Overvotes	0			0	0	0	0	0
Undervotes	7			0	6	1	0	0
Contest Totals	405			53	296	55	1	0

### Commissioner of the General Land Office

Vote For 1

	TOTAL	VOTE %		Election Day	Early Voting	Ballot By Mail	Provisional Ballots	Limited Ballots
REP Dawn Buckingham	233	59.29%	<div style="width: 59.29%;"><div style="width: 59.29%;"></div></div>	35	163	34	1	0
DEM Jay Kleberg	155	39.44%	<div style="width: 39.44%;"><div style="width: 39.44%;"></div></div>	16	121	18	0	0
GRN Alfred Molison, Jr	5	1.27%	<div style="width: 1.27%;"><div style="width: 1.27%;"></div></div>	2	3	0	0	0
Write-In Totals	0	0.00%	<div style="width: 0.00%;"><div style="width: 0.00%;"></div></div>	0	0	0	0	0
Total Votes Cast	393	100.00%	<div style="width: 100.00%;"><div style="width: 100.00%;"></div></div>	53	287	52	1	0
Overvotes	0			0	0	0	0	0
Undervotes	12			0	9	3	0	0
Contest Totals	405			53	296	55	1	0

### Commissioner of Agriculture

Vote For 1

	TOTAL	VOTE %		Election Day	Early Voting	Ballot By Mail	Provisional Ballots	Limited Ballots
REP Sid Miller	239	60.97%	<div style="width: 60.97%;"><div style="width: 60.97%;"></div></div>	35	168	35	1	0
DEM Susan Hays	153	39.03%	<div style="width: 39.03%;"><div style="width: 39.03%;"></div></div>	18	117	18	0	0
Total Votes Cast	392	100.00%	<div style="width: 100.00%;"><div style="width: 100.00%;"></div></div>	53	285	53	1	0
Overvotes	0			0	0	0	0	0
Undervotes	13			0	11	2	0	0
Contest Totals	405			53	296	55	1	0

### Railroad Commissioner

Vote For 1

	TOTAL	VOTE %		Election Day	Early Voting	Ballot By Mail	Provisional Ballots	Limited Ballots
REP Wayne Christian	237	60.46%	<div style="width: 60.46%;"><div style="width: 60.46%;"></div></div>	34	170	32	1	0
DEM Luke Warford	148	37.76%	<div style="width: 37.76%;"><div style="width: 37.76%;"></div></div>	17	112	19	0	0
LIB Jaime Andres Diez	6	1.53%	<div style="width: 1.53%;"><div style="width: 1.53%;"></div></div>	1	4	1	0	0
GRN Hunter Wayne Crow	1	0.26%	<div style="width: 0.26%;"><div style="width: 0.26%;"></div></div>	1	0	0	0	0
Total Votes Cast	392	100.00%	<div style="width: 100.00%;"><div style="width: 100.00%;"></div></div>	53	286	52	1	0
Overvotes	0			0	0	0	0	0
Undervotes	13			0	10	3	0	0
Contest Totals	405			53	296	55	1	0

## PCT 148

### Justice, Supreme Court, Place 3

Vote For 1

	TOTAL	VOTE %		Election Day	Early Voting	Ballot By Mail	Provisional Ballots	Limited Ballots
REP Debra Lehrmann	238	61.66%	<div style="width: 61.66%;"><div style="width: 61.66%;"></div></div>	35	169	33	1	0
DEM Erin A. Nowell	144	37.31%	<div style="width: 37.31%;"><div style="width: 37.31%;"></div></div>	16	111	17	0	0
LIB Thomas Edward Oxford	4	1.04%	<div style="width: 1.04%;"><div style="width: 1.04%;"></div></div>	2	2	0	0	0
Total Votes Cast	386	100.00%	<div style="width: 100.00%;"><div style="width: 100.00%;"></div></div>	53	282	50	1	0
Overvotes	0			0	0	0	0	0
Undervotes	19			0	14	5	0	0
Contest Totals	405			53	296	55	1	0

### Justice, Supreme Court, Place 5

Vote For 1

	TOTAL	VOTE %		Election Day	Early Voting	Ballot By Mail	Provisional Ballots	Limited Ballots
REP Rebeca Huddle	244	63.21%	<div style="width: 63.21%;"><div style="width: 63.21%;"></div></div>	36	172	35	1	0
DEM Amanda Reichel	142	36.79%	<div style="width: 36.79%;"><div style="width: 36.79%;"></div></div>	17	110	15	0	0
Total Votes Cast	386	100.00%	<div style="width: 100.00%;"><div style="width: 100.00%;"></div></div>	53	282	50	1	0
Overvotes	0			0	0	0	0	0
Undervotes	19			0	14	5	0	0
Contest Totals	405			53	296	55	1	0

### Justice, Supreme Court, Place 9

Vote For 1

	TOTAL	VOTE %		Election Day	Early Voting	Ballot By Mail	Provisional Ballots	Limited Ballots
REP Evan Young	239	61.76%	<div style="width: 61.76%;"><div style="width: 61.76%;"></div></div>	35	170	33	1	0
DEM Julia Maldonado	148	38.24%	<div style="width: 38.24%;"><div style="width: 38.24%;"></div></div>	17	114	17	0	0
Total Votes Cast	387	100.00%	<div style="width: 100.00%;"><div style="width: 100.00%;"></div></div>	52	284	50	1	0
Overvotes	0			0	0	0	0	0
Undervotes	18			1	12	5	0	0
Contest Totals	405			53	296	55	1	0

### Judge, Court of Criminal Appeals, Place 5




Vote For 1

	TOTAL	VOTE %		Election Day	Early Voting	Ballot By Mail	Provisional Ballots	Limited Ballots
REP Scott Walker	238	62.30%	<div style="width: 62.30%;"><div style="width: 62.30%;"></div></div>	36	168	33	1	0
DEM Dana Huffman	144	37.70%	<div style="width: 37.70%;"><div style="width: 37.70%;"></div></div>	17	110	17	0	0
Total Votes Cast	382	100.00%	<div style="width: 100.00%;"><div style="width: 100.00%;"></div></div>	53	278	50	1	0
Overvotes	0			0	0	0	0	0
Undervotes	23			0	18	5	0	0
Contest Totals	405			53	296	55	1	0

## PCT 148






### Judge, Court of Criminal Appeals, Place 6

Vote For 1

	TOTAL	VOTE %		Election Day	Early Voting	Ballot By Mail	Provisional Ballots	Limited Ballots
REP Jesse F. McClure, III	234	61.42%		35	165	33	1	0
DEM Robert Johnson	147	38.58%		17	113	17	0	0
Total Votes Cast	381	100.00%		52	278	50	1	0
Overvotes	0			0	0	0	0	0
Undervotes	24			1	18	5	0	0
Contest Totals	405			53	296	55	1	0





### Member, State Board of Education, District 12 CCD

Vote For 1

	TOTAL	VOTE %		Election Day	Early Voting	Ballot By Mail	Provisional Ballots	Limited Ballots
REP Pam Little	229	59.95%		34	162	32	1	0
DEM Alex Cornwallis	142	37.17%		15	108	19	0	0
LIB Christy Mowrey	11	2.88%		4	6	1	0	0
Write-In Totals	0	0.00%		0	0	0	0	0
Total Votes Cast	382	100.00%		53	276	52	1	0
Overvotes	0			0	0	0	0	0
Undervotes	23			0	20	3	0	0
Contest Totals	405			53	296	55	1	0




### State Senator, District 8

Vote For 1

	TOTAL	VOTE %		Election Day	Early Voting	Ballot By Mail	Provisional Ballots	Limited Ballots
REP Angela Paxton	219	57.03%		33	155	30	1	0
DEM Jonathan Cocks	159	41.41%		18	122	19	0	0
LIB Edward Kless	6	1.56%		2	2	2	0	0
Total Votes Cast	384	100.00%		53	279	51	1	0
Overvotes	0			0	0	0	0	0
Undervotes	21			0	17	4	0	0
Contest Totals	405			53	296	55	1	0

### State Representative, District 33

Vote For 1

	TOTAL	VOTE %		Election Day	Early Voting	Ballot By Mail	Provisional Ballots	Limited Ballots
REP Justin Holland	234	61.74%		35	165	33	1	0
DEM Graeson Lynskey	145	38.26%		17	109	19	0	0
Total Votes Cast	379	100.00%		52	274	52	1	0
Overvotes	0			0	0	0	0	0
Undervotes	26			1	22	3	0	0
Contest Totals	405			53	296	55	1	0

## PCT 148

### Justice, 5th Court of Appeals District, Place 4

Vote For 1

	TOTAL	VOTE %		Election Day	Early Voting	Ballot By Mail	Provisional Ballots	Limited Ballots
REP Emily A. Miskel	232	61.70%	<div style="width: 61.70%;"><div style="width: 61.70%;"></div></div>	35	163	33	1	0
DEM Maricela Moore	144	38.30%	<div style="width: 38.30%;"><div style="width: 38.30%;"></div></div>	18	109	17	0	0
Total Votes Cast	376	100.00%	<div style="width: 100.00%;"><div style="width: 100.00%;"></div></div>	53	272	50	1	0
Overvotes	0			0	0	0	0	0
Undervotes	29			0	24	5	0	0
Contest Totals	405			53	296	55	1	0

### Justice, 5th Court of Appeals District, Place 7

Vote For 1

	TOTAL	VOTE %		Election Day	Early Voting	Ballot By Mail	Provisional Ballots	Limited Ballots
REP Kristina Williams	233	61.64%	<div style="width: 61.64%;"><div style="width: 61.64%;"></div></div>	35	164	33	1	0
DEM Nancy Kennedy	145	38.36%	<div style="width: 38.36%;"><div style="width: 38.36%;"></div></div>	18	110	17	0	0
Total Votes Cast	378	100.00%	<div style="width: 100.00%;"><div style="width: 100.00%;"></div></div>	53	274	50	1	0
Overvotes	0			0	0	0	0	0
Undervotes	27			0	22	5	0	0
Contest Totals	405			53	296	55	1	0

### County Judge CCD

Vote For 1

	TOTAL	VOTE %		Election Day	Early Voting	Ballot By Mail	Provisional Ballots	Limited Ballots
REP Chris Hill	235	61.52%	<div style="width: 61.52%;"><div style="width: 61.52%;"></div></div>	34	165	35	1	0
DEM Joshua Murray	147	38.48%	<div style="width: 38.48%;"><div style="width: 38.48%;"></div></div>	18	112	17	0	0
Total Votes Cast	382	100.00%	<div style="width: 100.00%;"><div style="width: 100.00%;"></div></div>	52	277	52	1	0
Overvotes	0			0	0	0	0	0
Undervotes	23			1	19	3	0	0
Contest Totals	405			53	296	55	1	0

### District Clerk CCD

Vote For 1

	TOTAL	VOTE %		Election Day	Early Voting	Ballot By Mail	Provisional Ballots	Limited Ballots
REP Mike Gould	237	62.37%	<div style="width: 62.37%;"><div style="width: 62.37%;"></div></div>	34	165	37	1	0
DEM David Brignac	143	37.63%	<div style="width: 37.63%;"><div style="width: 37.63%;"></div></div>	18	110	15	0	0
Total Votes Cast	380	100.00%	<div style="width: 100.00%;"><div style="width: 100.00%;"></div></div>	52	275	52	1	0
Overvotes	0			0	0	0	0	0
Undervotes	25			1	21	3	0	0
Contest Totals	405			53	296	55	1	0

## PCT 148

### Justice of the Peace, Precinct 2

Vote For 1

	TOTAL	VOTE %		Election Day	Early Voting	Ballot By Mail	Provisional Ballots	Limited Ballots
REP Ellen Skinner	235	61.84%	<div style="width: 61.84%;"><div style="width: 61.84%;"></div></div>	36	162	36	1	0
DEM Jennifer McKenzie	145	38.16%	<div style="width: 38.16%;"><div style="width: 38.16%;"></div></div>	17	112	16	0	0
Total Votes Cast	380	100.00%	<div style="width: 100.00%;"><div style="width: 100.00%;"></div></div>	53	274	52	1	0
Overvotes	0			0	0	0	0	0
Undervotes	25			0	22	3	0	0
Contest Totals	405			53	296	55	1	0

### Wylie ISD - Trustee, Place 1

Vote For 1

	TOTAL	VOTE %		Election Day	Early Voting	Ballot By Mail	Provisional Ballots	Limited Ballots
Jill Palmer	157	51.48%	<div style="width: 51.48%;"><div style="width: 51.48%;"></div></div>	29	107	21	0	0
Stacie Smith	148	48.52%	<div style="width: 48.52%;"><div style="width: 48.52%;"></div></div>	15	114	19	0	0
Total Votes Cast	305	100.00%	<div style="width: 100.00%;"><div style="width: 100.00%;"></div></div>	44	221	40	0	0
Overvotes	0			0	0	0	0	0
Undervotes	100			9	75	15	1	0
Contest Totals	405			53	296	55	1	0

### Wylie ISD - Trustee, Place 2

Vote For 1

	TOTAL	VOTE %		Election Day	Early Voting	Ballot By Mail	Provisional Ballots	Limited Ballots
Jeffrey Keech	137	45.52%	<div style="width: 45.52%;"><div style="width: 45.52%;"></div></div>	23	97	17	0	0
Mike Williams	164	54.48%	<div style="width: 54.48%;"><div style="width: 54.48%;"></div></div>	23	119	22	0	0
Total Votes Cast	301	100.00%	<div style="width: 100.00%;"><div style="width: 100.00%;"></div></div>	46	216	39	0	0
Overvotes	0			0	0	0	0	0
Undervotes	104			7	80	16	1	0
Contest Totals	405			53	296	55	1	0

### Wylie ISD - Trustee, Place 5




Vote For 1

	TOTAL	VOTE %		Election Day	Early Voting	Ballot By Mail	Provisional Ballots	Limited Ballots
Virddie Montgomery	151	50.17%	<div style="width: 50.17%;"><div style="width: 50.17%;"></div></div>	15	116	20	0	0
Kevin Brooks	150	49.83%	<div style="width: 49.83%;"><div style="width: 49.83%;"></div></div>	29	101	20	0	0
Total Votes Cast	301	100.00%	<div style="width: 100.00%;"><div style="width: 100.00%;"></div></div>	44	217	40	0	0
Overvotes	0			0	0	0	0	0
Undervotes	104			9	79	15	1	0
Contest Totals	405			53	296	55	1	0

## PCT 148

### Wylie ISD - Trustee, Place 6

Vote For 1

	TOTAL	VOTE %		Election Day	Early Voting	Ballot By Mail	Provisional Ballots	Limited Ballots
Jacob Day	163	57.39%		15	121	27	0	0
Michael Schwerin	121	42.61%		25	85	11	0	0
Total Votes Cast	284	100.00%		40	206	38	0	0
Overvotes	0			0	0	0	0	0
Undervotes	121			13	90	17	1	0
Contest Totals	405			53	296	55	1	0

## PCT 149

### U. S. Representative District 3

Vote For 1

	TOTAL	VOTE %	Election Day	Early Voting	Ballot By Mail	Provisional Ballots	Limited Ballots
REP Keith Self	1,432	59.08%	379	1,011	41	1	0
DEM Sandeep Srivastava	913	37.66%	221	658	34	0	0
LIB Christopher Claytor	79	3.26%	24	55	0	0	0
Total Votes Cast	2,424	100.00%	624	1,724	75	1	0
Overvotes	0		0	0	0	0	0
Undervotes	36		14	22	0	0	0
Contest Totals	2,460		638	1,746	75	1	0

### Governor

Vote For 1

	TOTAL	VOTE %	Election Day	Early Voting	Ballot By Mail	Provisional Ballots	Limited Ballots
REP Greg Abbott	1,416	57.70%	366	1,009	40	1	0
DEM Beto O'Rourke	1,005	40.95%	257	715	33	0	0
LIB Mark Tippetts	25	1.02%	10	13	2	0	0
GRN Delilah Barrios	4	0.16%	1	3	0	0	0
Write-In Totals	4	0.16%	2	2	0	0	0
Total Votes Cast	2,454	100.00%	636	1,742	75	1	0
Overvotes	0		0	0	0	0	0
Undervotes	6		2	4	0	0	0
Contest Totals	2,460		638	1,746	75	1	0

### Lieutenant Governor

Vote For 1

	TOTAL	VOTE %	Election Day	Early Voting	Ballot By Mail	Provisional Ballots	Limited Ballots
REP Dan Patrick	1,368	56.25%	358	970	39	1	0
DEM Mike Collier	1,007	41.41%	256	717	34	0	0
LIB Shanna Steele	57	2.34%	15	40	2	0	0
Total Votes Cast	2,432	100.00%	629	1,727	75	1	0
Overvotes	0		0	0	0	0	0
Undervotes	28		9	19	0	0	0
Contest Totals	2,460		638	1,746	75	1	0

### Attorney General

Vote For 1

	TOTAL	VOTE %	Election Day	Early Voting	Ballot By Mail	Provisional Ballots	Limited Ballots
REP Ken Paxton	1,343	55.52%	354	956	32	1	0
DEM Rochelle Mercedes Garza	995	41.13%	245	713	37	0	0
LIB Mark Ash	81	3.35%	28	49	4	0	0
Total Votes Cast	2,419	100.00%	627	1,718	73	1	0
Overvotes	0		0	0	0	0	0
Undervotes	41		11	28	2	0	0
Contest Totals	2,460		638	1,746	75	1	0



**PCT 149**

**Comptroller of Public Accounts**

Vote For 1

	TOTAL	VOTE %	Election Day	Early Voting	Ballot By Mail	Provisional Ballots	Limited Ballots
REP Glenn Hegar	1,440	59.98%	379	1,020	40	1	0
DEM Janet T. Dudding	905	37.69%	228	646	31	0	0
LIB V. Alonzo Echevarria-Garza	56	2.33%	15	40	1	0	0
Total Votes Cast	2,401	100.00%	622	1,706	72	1	0
Overvotes	0		0	0	0	0	0
Undervotes	59		16	40	3	0	0
Contest Totals	2,460		638	1,746	75	1	0

**Commissioner of the General Land Office**

Vote For 1

	TOTAL	VOTE %	Election Day	Early Voting	Ballot By Mail	Provisional Ballots	Limited Ballots
REP Dawn Buckingham	1,436	59.78%	375	1,022	38	1	0
DEM Jay Kleberg	923	38.43%	233	656	34	0	0
GRN Alfred Molison, Jr	40	1.67%	8	31	1	0	0
Write-In Totals	3	0.12%	2	1	0	0	0
Total Votes Cast	2,402	100.00%	618	1,710	73	1	0
Overvotes	0		0	0	0	0	0
Undervotes	58		20	36	2	0	0
Contest Totals	2,460		638	1,746	75	1	0

**Commissioner of Agriculture**

Vote For 1

	TOTAL	VOTE %	Election Day	Early Voting	Ballot By Mail	Provisional Ballots	Limited Ballots
REP Sid Miller	1,435	59.82%	375	1,018	41	1	0
DEM Susan Hays	964	40.18%	241	691	32	0	0
Total Votes Cast	2,399	100.00%	616	1,709	73	1	0
Overvotes	0		0	0	0	0	0
Undervotes	61		22	37	2	0	0
Contest Totals	2,460		638	1,746	75	1	0

**Railroad Commissioner**

Vote For 1

	TOTAL	VOTE %	Election Day	Early Voting	Ballot By Mail	Provisional Ballots	Limited Ballots
REP Wayne Christian	1,401	58.52%	372	987	41	1	0
DEM Luke Warford	907	37.89%	220	656	31	0	0
LIB Jaime Andres Diez	63	2.63%	19	43	1	0	0
GRN Hunter Wayne Crow	23	0.96%	7	16	0	0	0
Total Votes Cast	2,394	100.00%	618	1,702	73	1	0
Overvotes	0		0	0	0	0	0
Undervotes	66		20	44	2	0	0
Contest Totals	2,460		638	1,746	75	1	0

## PCT 149

### Justice, Supreme Court, Place 3

Vote For 1

	TOTAL	VOTE %	Election Day	Early Voting	Ballot By Mail	Provisional Ballots	Limited Ballots
REP Debra Lehrmann	1,433	59.71%	373	1,015	44	1	0
DEM Erin A. Nowell	924	38.50%	234	659	31	0	0
LIB Thomas Edward Oxford	43	1.79%	13	30	0	0	0
Total Votes Cast	2,400	100.00%	620	1,704	75	1	0
Overvotes	0		0	0	0	0	0
Undervotes	60		18	42	0	0	0
Contest Totals	2,460		638	1,746	75	1	0

### Justice, Supreme Court, Place 5

Vote For 1

	TOTAL	VOTE %	Election Day	Early Voting	Ballot By Mail	Provisional Ballots	Limited Ballots
REP Rebeca Huddle	1,442	60.08%	375	1,019	47	1	0
DEM Amanda Reichel	958	39.92%	245	685	28	0	0
Total Votes Cast	2,400	100.00%	620	1,704	75	1	0
Overvotes	0		0	0	0	0	0
Undervotes	60		18	42	0	0	0
Contest Totals	2,460		638	1,746	75	1	0

### Justice, Supreme Court, Place 9

Vote For 1

	TOTAL	VOTE %	Election Day	Early Voting	Ballot By Mail	Provisional Ballots	Limited Ballots
REP Evan Young	1,444	60.12%	376	1,021	46	1	0
DEM Julia Maldonado	958	39.88%	244	685	29	0	0
Total Votes Cast	2,402	100.00%	620	1,706	75	1	0
Overvotes	0		0	0	0	0	0
Undervotes	58		18	40	0	0	0
Contest Totals	2,460		638	1,746	75	1	0

### Judge, Court of Criminal Appeals, Place 5

Vote For 1

	TOTAL	VOTE %	Election Day	Early Voting	Ballot By Mail	Provisional Ballots	Limited Ballots
REP Scott Walker	1,426	59.79%	374	1,011	40	1	0
DEM Dana Huffman	959	40.21%	243	685	31	0	0
Total Votes Cast	2,385	100.00%	617	1,696	71	1	0
Overvotes	0		0	0	0	0	0
Undervotes	75		21	50	4	0	0
Contest Totals	2,460		638	1,746	75	1	0

## PCT 149

### Judge, Court of Criminal Appeals, Place 6

Vote For 1

	TOTAL	VOTE %		Election Day	Early Voting	Ballot By Mail	Provisional Ballots	Limited Ballots
REP Jesse F. McClure, III	1,445	60.79%		380	1,023	41	1	0
DEM Robert Johnson	932	39.21%		233	670	29	0	0
Total Votes Cast	2,377	100.00%		613	1,693	70	1	0
Overvotes	0			0	0	0	0	0
Undervotes	83			25	53	5	0	0
Contest Totals	2,460			638	1,746	75	1	0

### Member, State Board of Education, District 12 CCD

Vote For 1

	TOTAL	VOTE %		Election Day	Early Voting	Ballot By Mail	Provisional Ballots	Limited Ballots
REP Pam Little	1,413	59.12%		370	1,001	41	1	0
DEM Alex Cornwallis	918	38.41%		226	661	31	0	0
LIB Christy Mowrey	58	2.43%		22	35	1	0	0
Write-In Totals	1	0.04%		0	1	0	0	0
Total Votes Cast	2,390	100.00%		618	1,698	73	1	0
Overvotes	0			0	0	0	0	0
Undervotes	70			20	48	2	0	0
Contest Totals	2,460			638	1,746	75	1	0

### State Senator, District 8

Vote For 1

	TOTAL	VOTE %		Election Day	Early Voting	Ballot By Mail	Provisional Ballots	Limited Ballots
REP Angela Paxton	1,344	56.23%		359	953	31	1	0
DEM Jonathan Cocks	971	40.63%		237	699	35	0	0
LIB Edward Kless	75	3.14%		23	48	4	0	0
Total Votes Cast	2,390	100.00%		619	1,700	70	1	0
Overvotes	0			0	0	0	0	0
Undervotes	70			19	46	5	0	0
Contest Totals	2,460			638	1,746	75	1	0

### State Representative, District 61

Vote For 1

	TOTAL	VOTE %		Election Day	Early Voting	Ballot By Mail	Provisional Ballots	Limited Ballots
REP Frederick Frazier	1,414	59.51%		370	999	44	1	0
DEM Sheena King	962	40.49%		244	687	31	0	0
Total Votes Cast	2,376	100.00%		614	1,686	75	1	0
Overvotes	0			0	0	0	0	0
Undervotes	84			24	60	0	0	0
Contest Totals	2,460			638	1,746	75	1	0

## PCT 149

### Justice, 5th Court of Appeals District, Place 4

Vote For 1

	TOTAL	VOTE %		Election Day	Early Voting	Ballot By Mail	Provisional Ballots	Limited Ballots
REP Emily A. Miskel	1,441	60.83%	<div style="width: 60.83%;"><div style="width: 60.83%;"></div></div>	378	1,021	41	1	0
DEM Maricela Moore	928	39.17%	<div style="width: 39.17%;"><div style="width: 39.17%;"></div></div>	239	660	29	0	0
Total Votes Cast	2,369	100.00%	<div style="width: 100.00%;"><div style="width: 100.00%;"></div></div>	617	1,681	70	1	0
Overvotes	0			0	0	0	0	0
Undervotes	91			21	65	5	0	0
Contest Totals	2,460			638	1,746	75	1	0

### Justice, 5th Court of Appeals District, Place 7

Vote For 1

	TOTAL	VOTE %		Election Day	Early Voting	Ballot By Mail	Provisional Ballots	Limited Ballots
REP Kristina Williams	1,415	59.78%	<div style="width: 59.78%;"><div style="width: 59.78%;"></div></div>	373	1,000	41	1	0
DEM Nancy Kennedy	952	40.22%	<div style="width: 40.22%;"><div style="width: 40.22%;"></div></div>	241	682	29	0	0
Total Votes Cast	2,367	100.00%	<div style="width: 100.00%;"><div style="width: 100.00%;"></div></div>	614	1,682	70	1	0
Overvotes	0			0	0	0	0	0
Undervotes	93			24	64	5	0	0
Contest Totals	2,460			638	1,746	75	1	0

### County Judge CCD

Vote For 1

	TOTAL	VOTE %		Election Day	Early Voting	Ballot By Mail	Provisional Ballots	Limited Ballots
REP Chris Hill	1,442	60.21%	<div style="width: 60.21%;"><div style="width: 60.21%;"></div></div>	382	1,020	39	1	0
DEM Joshua Murray	953	39.79%	<div style="width: 39.79%;"><div style="width: 39.79%;"></div></div>	236	684	33	0	0
Total Votes Cast	2,395	100.00%	<div style="width: 100.00%;"><div style="width: 100.00%;"></div></div>	618	1,704	72	1	0
Overvotes	0			0	0	0	0	0
Undervotes	65			20	42	3	0	0
Contest Totals	2,460			638	1,746	75	1	0

### District Clerk CCD




Vote For 1

	TOTAL	VOTE %		Election Day	Early Voting	Ballot By Mail	Provisional Ballots	Limited Ballots
REP Mike Gould	1,459	61.38%	<div style="width: 61.38%;"><div style="width: 61.38%;"></div></div>	385	1,030	43	1	0
DEM David Brignac	918	38.62%	<div style="width: 38.62%;"><div style="width: 38.62%;"></div></div>	229	660	29	0	0
Total Votes Cast	2,377	100.00%	<div style="width: 100.00%;"><div style="width: 100.00%;"></div></div>	614	1,690	72	1	0
Overvotes	0			0	0	0	0	0
Undervotes	83			24	56	3	0	0
Contest Totals	2,460			638	1,746	75	1	0

## PCT 149

### McKinney, City of - Local Option Election

Vote For 1

	TOTAL	VOTE %		Election Day	Early Voting	Ballot By Mail	Provisional Ballots	Limited Ballots
For	1,742	72.73%		443	1,240	58	1	0
Against	653	27.27%		180	460	13	0	0
Total Votes Cast	2,395	100.00%		623	1,700	71	1	0
Overvotes	0			0	0	0	0	0
Undervotes	65			15	46	4	0	0
Contest Totals	2,460			638	1,746	75	1	0

## PCT 150

### U. S. Representative District 3

Vote For 1

	TOTAL	VOTE %	Election Day	Early Voting	Ballot By Mail	Provisional Ballots	Limited Ballots
REP Keith Self	1,245	66.19%	342	867	35	1	0
DEM Sandeep Srivastava	586	31.15%	128	438	20	0	0
LIB Christopher Claytor	50	2.66%	19	29	2	0	0
Total Votes Cast	1,881	100.00%	489	1,334	57	1	0
Overvotes	0		0	0	0	0	0
Undervotes	21		6	15	0	0	0
Contest Totals	1,902		495	1,349	57	1	0

### Governor

Vote For 1

	TOTAL	VOTE %	Election Day	Early Voting	Ballot By Mail	Provisional Ballots	Limited Ballots
REP Greg Abbott	1,221	64.30%	328	857	35	1	0
DEM Beto O'Rourke	649	34.18%	150	478	21	0	0
LIB Mark Tippetts	22	1.16%	12	9	1	0	0
GRN Delilah Barrios	4	0.21%	2	2	0	0	0
Write-In Totals	3	0.16%	3	0	0	0	0
Total Votes Cast	1,899	100.00%	495	1,346	57	1	0
Overvotes	0		0	0	0	0	0
Undervotes	3		0	3	0	0	0
Contest Totals	1,902		495	1,349	57	1	0

### Lieutenant Governor

Vote For 1

	TOTAL	VOTE %	Election Day	Early Voting	Ballot By Mail	Provisional Ballots	Limited Ballots
REP Dan Patrick	1,192	63.40%	326	830	35	1	0
DEM Mike Collier	645	34.31%	137	486	22	0	0
LIB Shanna Steele	43	2.29%	23	20	0	0	0
Total Votes Cast	1,880	100.00%	486	1,336	57	1	0
Overvotes	0		0	0	0	0	0
Undervotes	22		9	13	0	0	0
Contest Totals	1,902		495	1,349	57	1	0

### Attorney General

Vote For 1

	TOTAL	VOTE %	Election Day	Early Voting	Ballot By Mail	Provisional Ballots	Limited Ballots
REP Ken Paxton	1,169	62.18%	330	806	32	1	0
DEM Rochelle Mercedes Garza	633	33.67%	131	479	23	0	0
LIB Mark Ash	78	4.15%	27	50	1	0	0
Total Votes Cast	1,880	100.00%	488	1,335	56	1	0
Overvotes	0		0	0	0	0	0
Undervotes	22		7	14	1	0	0
Contest Totals	1,902		495	1,349	57	1	0

## PCT 150

### Comptroller of Public Accounts

Vote For 1

	TOTAL	VOTE %	Election Day	Early Voting	Ballot By Mail	Provisional Ballots	Limited Ballots
REP Glenn Hegar	1,262	67.56%	340	886	35	1	0
DEM Janet T. Dudding	572	30.62%	123	428	21	0	0
LIB V. Alonzo Echevarria-Garza	34	1.82%	21	12	1	0	0
Total Votes Cast	1,868	100.00%	484	1,326	57	1	0
Overvotes	0		0	0	0	0	0
Undervotes	34		11	23	0	0	0
Contest Totals	1,902		495	1,349	57	1	0

### Commissioner of the General Land Office

Vote For 1

	TOTAL	VOTE %	Election Day	Early Voting	Ballot By Mail	Provisional Ballots	Limited Ballots
REP Dawn Buckingham	1,259	67.72%	349	873	36	1	0
DEM Jay Kleberg	579	31.15%	120	440	19	0	0
GRN Alfred Molison, Jr	20	1.08%	9	11	0	0	0
Write-In Totals	1	0.05%	1	0	0	0	0
Total Votes Cast	1,859	100.00%	479	1,324	55	1	0
Overvotes	0		0	0	0	0	0
Undervotes	43		16	25	2	0	0
Contest Totals	1,902		495	1,349	57	1	0

### Commissioner of Agriculture

Vote For 1

	TOTAL	VOTE %	Election Day	Early Voting	Ballot By Mail	Provisional Ballots	Limited Ballots
REP Sid Miller	1,264	67.99%	349	880	34	1	0
DEM Susan Hays	595	32.01%	130	444	21	0	0
Total Votes Cast	1,859	100.00%	479	1,324	55	1	0
Overvotes	0		0	0	0	0	0
Undervotes	43		16	25	2	0	0
Contest Totals	1,902		495	1,349	57	1	0

### Railroad Commissioner

Vote For 1

	TOTAL	VOTE %	Election Day	Early Voting	Ballot By Mail	Provisional Ballots	Limited Ballots
REP Wayne Christian	1,231	66.29%	331	864	35	1	0
DEM Luke Warford	569	30.64%	115	435	19	0	0
LIB Jaime Andres Diez	44	2.37%	24	19	1	0	0
GRN Hunter Wayne Crow	13	0.70%	7	5	1	0	0
Total Votes Cast	1,857	100.00%	477	1,323	56	1	0
Overvotes	0		0	0	0	0	0
Undervotes	45		18	26	1	0	0
Contest Totals	1,902		495	1,349	57	1	0

## PCT 150

### Justice, Supreme Court, Place 3

Vote For 1

	TOTAL	VOTE %	Election Day	Early Voting	Ballot By Mail	Provisional Ballots	Limited Ballots
REP Debra Lehrmann	1,242	66.70%	338	867	36	1	0
DEM Erin A. Nowell	585	31.42%	128	439	18	0	0
LIB Thomas Edward Oxford	35	1.88%	18	16	1	0	0
Total Votes Cast	1,862	100.00%	484	1,322	55	1	0
Overvotes	0		0	0	0	0	0
Undervotes	40		11	27	2	0	0
Contest Totals	1,902		495	1,349	57	1	0

### Justice, Supreme Court, Place 5

Vote For 1

	TOTAL	VOTE %	Election Day	Early Voting	Ballot By Mail	Provisional Ballots	Limited Ballots
REP Rebeca Huddle	1,259	67.94%	350	871	37	1	0
DEM Amanda Reichel	594	32.06%	129	445	20	0	0
Total Votes Cast	1,853	100.00%	479	1,316	57	1	0
Overvotes	0		0	0	0	0	0
Undervotes	49		16	33	0	0	0
Contest Totals	1,902		495	1,349	57	1	0

### Justice, Supreme Court, Place 9

Vote For 1

	TOTAL	VOTE %	Election Day	Early Voting	Ballot By Mail	Provisional Ballots	Limited Ballots
REP Evan Young	1,252	67.64%	351	864	36	1	0
DEM Julia Maldonado	599	32.36%	128	450	21	0	0
Total Votes Cast	1,851	100.00%	479	1,314	57	1	0
Overvotes	0		0	0	0	0	0
Undervotes	51		16	35	0	0	0
Contest Totals	1,902		495	1,349	57	1	0

### Judge, Court of Criminal Appeals, Place 5

Vote For 1

	TOTAL	VOTE %	Election Day	Early Voting	Ballot By Mail	Provisional Ballots	Limited Ballots
REP Scott Walker	1,243	67.41%	342	863	37	1	0
DEM Dana Huffman	601	32.59%	134	447	20	0	0
Total Votes Cast	1,844	100.00%	476	1,310	57	1	0
Overvotes	0		0	0	0	0	0
Undervotes	58		19	39	0	0	0
Contest Totals	1,902		495	1,349	57	1	0



## PCT 150

### Judge, Court of Criminal Appeals, Place 6

Vote For 1

	TOTAL	VOTE %	Election Day	Early Voting	Ballot By Mail	Provisional Ballots	Limited Ballots
REP Jesse F. McClure, III	1,253	67.99%	346	870	36	1	0
DEM Robert Johnson	590	32.01%	131	438	21	0	0
Total Votes Cast	1,843	100.00%	477	1,308	57	1	0
Overvotes	0		0	0	0	0	0
Undervotes	59		18	41	0	0	0
Contest Totals	1,902		495	1,349	57	1	0

### Member, State Board of Education, District 12 CCD

Vote For 1

	TOTAL	VOTE %	Election Day	Early Voting	Ballot By Mail	Provisional Ballots	Limited Ballots
REP Pam Little	1,217	65.82%	324	855	37	1	0
DEM Alex Cornwallis	577	31.21%	124	434	19	0	0
LIB Christy Mowrey	55	2.97%	32	22	1	0	0
Write-In Totals	0	0.00%	0	0	0	0	0
Total Votes Cast	1,849	100.00%	480	1,311	57	1	0
Overvotes	0		0	0	0	0	0
Undervotes	53		15	38	0	0	0
Contest Totals	1,902		495	1,349	57	1	0

### State Senator, District 8

Vote For 1

	TOTAL	VOTE %	Election Day	Early Voting	Ballot By Mail	Provisional Ballots	Limited Ballots
REP Angela Paxton	1,203	64.54%	334	836	32	1	0
DEM Jonathan Cocks	605	32.46%	126	457	22	0	0
LIB Edward Kless	56	3.00%	25	28	3	0	0
Total Votes Cast	1,864	100.00%	485	1,321	57	1	0
Overvotes	0		0	0	0	0	0
Undervotes	38		10	28	0	0	0
Contest Totals	1,902		495	1,349	57	1	0

### State Representative, District 61

Vote For 1

	TOTAL	VOTE %	Election Day	Early Voting	Ballot By Mail	Provisional Ballots	Limited Ballots
REP Frederick Frazier	1,231	66.43%	337	856	37	1	0
DEM Sheena King	622	33.57%	139	463	20	0	0
Total Votes Cast	1,853	100.00%	476	1,319	57	1	0
Overvotes	0		0	0	0	0	0
Undervotes	49		19	30	0	0	0
Contest Totals	1,902		495	1,349	57	1	0

## PCT 150

### Justice, 5th Court of Appeals District, Place 4

Vote For 1

	TOTAL	VOTE %		Election Day	Early Voting	Ballot By Mail	Provisional Ballots	Limited Ballots
REP Emily A. Miskel	1,252	67.90%	<div style="width: 67.90%;"><div style="width: 67.90%;"></div></div>	348	867	36	1	0
DEM Maricela Moore	592	32.10%	<div style="width: 32.10%;"><div style="width: 32.10%;"></div></div>	130	442	20	0	0
Total Votes Cast	1,844	100.00%	<div style="width: 100.00%;"><div style="width: 100.00%;"></div></div>	478	1,309	56	1	0
Overvotes	0			0	0	0	0	0
Undervotes	58			17	40	1	0	0
Contest Totals	1,902			495	1,349	57	1	0

### Justice, 5th Court of Appeals District, Place 7

Vote For 1

	TOTAL	VOTE %		Election Day	Early Voting	Ballot By Mail	Provisional Ballots	Limited Ballots
REP Kristina Williams	1,238	67.17%	<div style="width: 67.17%;"><div style="width: 67.17%;"></div></div>	342	860	35	1	0
DEM Nancy Kennedy	605	32.83%	<div style="width: 32.83%;"><div style="width: 32.83%;"></div></div>	134	450	21	0	0
Total Votes Cast	1,843	100.00%	<div style="width: 100.00%;"><div style="width: 100.00%;"></div></div>	476	1,310	56	1	0
Overvotes	0			0	0	0	0	0
Undervotes	59			19	39	1	0	0
Contest Totals	1,902			495	1,349	57	1	0

### County Judge CCD

Vote For 1

	TOTAL	VOTE %		Election Day	Early Voting	Ballot By Mail	Provisional Ballots	Limited Ballots
REP Chris Hill	1,252	67.46%	<div style="width: 67.46%;"><div style="width: 67.46%;"></div></div>	348	867	36	1	0
DEM Joshua Murray	604	32.54%	<div style="width: 32.54%;"><div style="width: 32.54%;"></div></div>	134	450	20	0	0
Total Votes Cast	1,856	100.00%	<div style="width: 100.00%;"><div style="width: 100.00%;"></div></div>	482	1,317	56	1	0
Overvotes	0			0	0	0	0	0
Undervotes	46			13	32	1	0	0
Contest Totals	1,902			495	1,349	57	1	0

### District Clerk CCD

Vote For 1

	TOTAL	VOTE %		Election Day	Early Voting	Ballot By Mail	Provisional Ballots	Limited Ballots
REP Mike Gould	1,245	67.66%	<div style="width: 67.66%;"><div style="width: 67.66%;"></div></div>	344	865	35	1	0
DEM David Brignac	595	32.34%	<div style="width: 32.34%;"><div style="width: 32.34%;"></div></div>	131	443	21	0	0
Total Votes Cast	1,840	100.00%	<div style="width: 100.00%;"><div style="width: 100.00%;"></div></div>	475	1,308	56	1	0
Overvotes	0			0	0	0	0	0
Undervotes	62			20	41	1	0	0
Contest Totals	1,902			495	1,349	57	1	0

**PCT 150**

**McKinney, City of - Local Option Election**

Vote For 1

	TOTAL	VOTE %	Election Day	Early Voting	Ballot By Mail	Provisional Ballots	Limited Ballots
For	0		0	0	0	0	0
Against	0		0	0	0	0	0
Total Votes Cast	0		0	0	0	0	0
Overvotes	0		0	0	0	0	0
Undervotes	0		0	0	0	0	0
Contest Totals	0		0	0	0	0	0

**Anna ISD - Proposition A**

Vote For 1

	TOTAL	VOTE %	Election Day	Early Voting	Ballot By Mail	Provisional Ballots	Limited Ballots
For	0		0	0	0	0	0
Against	0		0	0	0	0	0
Total Votes Cast	0		0	0	0	0	0
Overvotes	0		0	0	0	0	0
Undervotes	0		0	0	0	0	0
Contest Totals	0		0	0	0	0	0

**Anna ISD - Proposition B**

Vote For 1

	TOTAL	VOTE %	Election Day	Early Voting	Ballot By Mail	Provisional Ballots	Limited Ballots
For	0		0	0	0	0	0
Against	0		0	0	0	0	0
Total Votes Cast	0		0	0	0	0	0
Overvotes	0		0	0	0	0	0
Undervotes	0		0	0	0	0	0
Contest Totals	0		0	0	0	0	0

## PCT 151

### U. S. Representative District 3

Vote For 1

	TOTAL	VOTE %	Election Day	Early Voting	Ballot By Mail	Provisional Ballots	Limited Ballots
REP Keith Self	422	48.12%	135	281	6	0	0
DEM Sandeep Srivastava	432	49.26%	117	303	12	0	0
LIB Christopher Claytor	23	2.62%	14	9	0	0	0
Total Votes Cast	877	100.00%	266	593	18	0	0
Overvotes	0		0	0	0	0	0
Undervotes	16		6	9	1	0	0
Contest Totals	893		272	602	19	0	0

### Governor

Vote For 1

	TOTAL	VOTE %	Election Day	Early Voting	Ballot By Mail	Provisional Ballots	Limited Ballots
REP Greg Abbott	420	47.14%	136	278	6	0	0
DEM Beto O'Rourke	460	51.63%	129	318	13	0	0
LIB Mark Tippetts	11	1.23%	6	5	0	0	0
GRN Delilah Barrios	0	0.00%	0	0	0	0	0
Write-In Totals	0	0.00%	0	0	0	0	0
Total Votes Cast	891	100.00%	271	601	19	0	0
Overvotes	0		0	0	0	0	0
Undervotes	2		1	1	0	0	0
Contest Totals	893		272	602	19	0	0

### Lieutenant Governor

Vote For 1

	TOTAL	VOTE %	Election Day	Early Voting	Ballot By Mail	Provisional Ballots	Limited Ballots
REP Dan Patrick	403	45.80%	134	263	6	0	0
DEM Mike Collier	453	51.48%	124	316	13	0	0
LIB Shanna Steele	24	2.73%	10	14	0	0	0
Total Votes Cast	880	100.00%	268	593	19	0	0
Overvotes	0		0	0	0	0	0
Undervotes	13		4	9	0	0	0
Contest Totals	893		272	602	19	0	0

### Attorney General

Vote For 1

	TOTAL	VOTE %	Election Day	Early Voting	Ballot By Mail	Provisional Ballots	Limited Ballots
REP Ken Paxton	401	45.67%	134	261	6	0	0
DEM Rochelle Mercedes Garza	436	49.66%	113	310	13	0	0
LIB Mark Ash	41	4.67%	18	23	0	0	0
Total Votes Cast	878	100.00%	265	594	19	0	0
Overvotes	0		0	0	0	0	0
Undervotes	15		7	8	0	0	0
Contest Totals	893		272	602	19	0	0

## PCT 151

### Comptroller of Public Accounts

Vote For 1

	TOTAL	VOTE %	Election Day	Early Voting	Ballot By Mail	Provisional Ballots	Limited Ballots
REP Glenn Hegar	428	48.97%	142	280	6	0	0
DEM Janet T. Dudding	424	48.51%	114	298	12	0	0
LIB V. Alonzo Echevarria-Garza	22	2.52%	10	12	0	0	0
Total Votes Cast	874	100.00%	266	590	18	0	0
Overvotes	0		0	0	0	0	0
Undervotes	19		6	12	1	0	0
Contest Totals	893		272	602	19	0	0

### Commissioner of the General Land Office

Vote For 1

	TOTAL	VOTE %	Election Day	Early Voting	Ballot By Mail	Provisional Ballots	Limited Ballots
REP Dawn Buckingham	421	48.45%	139	276	6	0	0
DEM Jay Kleberg	434	49.94%	119	303	12	0	0
GRN Alfred Molison, Jr	14	1.61%	6	8	0	0	0
Write-In Totals	0	0.00%	0	0	0	0	0
Total Votes Cast	869	100.00%	264	587	18	0	0
Overvotes	0		0	0	0	0	0
Undervotes	24		8	15	1	0	0
Contest Totals	893		272	602	19	0	0

### Commissioner of Agriculture

Vote For 1

	TOTAL	VOTE %	Election Day	Early Voting	Ballot By Mail	Provisional Ballots	Limited Ballots
REP Sid Miller	424	49.02%	141	277	6	0	0
DEM Susan Hays	441	50.98%	122	308	11	0	0
Total Votes Cast	865	100.00%	263	585	17	0	0
Overvotes	0		0	0	0	0	0
Undervotes	28		9	17	2	0	0
Contest Totals	893		272	602	19	0	0

### Railroad Commissioner

Vote For 1

	TOTAL	VOTE %	Election Day	Early Voting	Ballot By Mail	Provisional Ballots	Limited Ballots
REP Wayne Christian	420	48.39%	136	278	6	0	0
DEM Luke Warford	412	47.47%	107	295	10	0	0
LIB Jaime Andres Diez	30	3.46%	18	10	2	0	0
GRN Hunter Wayne Crow	6	0.69%	2	4	0	0	0
Total Votes Cast	868	100.00%	263	587	18	0	0
Overvotes	0		0	0	0	0	0
Undervotes	25		9	15	1	0	0
Contest Totals	893		272	602	19	0	0

## PCT 151

### Justice, Supreme Court, Place 3

Vote For 1

	TOTAL	VOTE %		Election Day	Early Voting	Ballot By Mail	Provisional Ballots	Limited Ballots
REP Debra Lehrmann	420	48.22%	<div style="width: 48.22%;"><div style="width: 48.22%;"></div></div>	135	279	6	0	0
DEM Erin A. Nowell	432	49.60%	<div style="width: 49.60%;"><div style="width: 49.60%;"></div></div>	122	297	13	0	0
LIB Thomas Edward Oxford	19	2.18%	<div style="width: 2.18%;"><div style="width: 2.18%;"></div></div>	9	10	0	0	0
Total Votes Cast	871	100.00%	<div style="width: 100.00%;"><div style="width: 100.00%;"></div></div>	266	586	19	0	0
Overvotes	0			0	0	0	0	0
Undervotes	22			6	16	0	0	0
Contest Totals	893			272	602	19	0	0

### Justice, Supreme Court, Place 5

Vote For 1

	TOTAL	VOTE %		Election Day	Early Voting	Ballot By Mail	Provisional Ballots	Limited Ballots
REP Rebeca Huddle	426	49.02%	<div style="width: 49.02%;"><div style="width: 49.02%;"></div></div>	140	281	5	0	0
DEM Amanda Reichel	443	50.98%	<div style="width: 50.98%;"><div style="width: 50.98%;"></div></div>	123	307	13	0	0
Total Votes Cast	869	100.00%	<div style="width: 100.00%;"><div style="width: 100.00%;"></div></div>	263	588	18	0	0
Overvotes	0			0	0	0	0	0
Undervotes	24			9	14	1	0	0
Contest Totals	893			272	602	19	0	0

### Justice, Supreme Court, Place 9

Vote For 1

	TOTAL	VOTE %		Election Day	Early Voting	Ballot By Mail	Provisional Ballots	Limited Ballots
REP Evan Young	423	48.51%	<div style="width: 48.51%;"><div style="width: 48.51%;"></div></div>	138	279	6	0	0
DEM Julia Maldonado	449	51.49%	<div style="width: 51.49%;"><div style="width: 51.49%;"></div></div>	126	310	13	0	0
Total Votes Cast	872	100.00%	<div style="width: 100.00%;"><div style="width: 100.00%;"></div></div>	264	589	19	0	0
Overvotes	0			0	0	0	0	0
Undervotes	21			8	13	0	0	0
Contest Totals	893			272	602	19	0	0

### Judge, Court of Criminal Appeals, Place 5

Vote For 1

	TOTAL	VOTE %		Election Day	Early Voting	Ballot By Mail	Provisional Ballots	Limited Ballots
REP Scott Walker	419	48.33%	<div style="width: 48.33%;"><div style="width: 48.33%;"></div></div>	137	276	6	0	0
DEM Dana Huffman	448	51.67%	<div style="width: 51.67%;"><div style="width: 51.67%;"></div></div>	128	307	13	0	0
Total Votes Cast	867	100.00%	<div style="width: 100.00%;"><div style="width: 100.00%;"></div></div>	265	583	19	0	0
Overvotes	0			0	0	0	0	0
Undervotes	26			7	19	0	0	0
Contest Totals	893			272	602	19	0	0

## PCT 151

### Judge, Court of Criminal Appeals, Place 6

Vote For 1

	TOTAL	VOTE %		Election Day	Early Voting	Ballot By Mail	Provisional Ballots	Limited Ballots
REP Jesse F. McClure, III	425	49.02%	<div style="width: 49.02%;"><div style="width: 49.02%;"></div></div>	139	280	6	0	0
DEM Robert Johnson	442	50.98%	<div style="width: 50.98%;"><div style="width: 50.98%;"></div></div>	124	305	13	0	0
Total Votes Cast	867	100.00%	<div style="width: 100.00%;"><div style="width: 100.00%;"></div></div>	263	585	19	0	0
Overvotes	0			0	0	0	0	0
Undervotes	26			9	17	0	0	0
Contest Totals	893			272	602	19	0	0

### Member, State Board of Education, District 12 CCD

Vote For 1

	TOTAL	VOTE %		Election Day	Early Voting	Ballot By Mail	Provisional Ballots	Limited Ballots
REP Pam Little	418	47.99%	<div style="width: 47.99%;"><div style="width: 47.99%;"></div></div>	141	271	6	0	0
DEM Alex Cornwallis	429	49.25%	<div style="width: 49.25%;"><div style="width: 49.25%;"></div></div>	112	305	12	0	0
LIB Christy Mowrey	24	2.76%	<div style="width: 2.76%;"><div style="width: 2.76%;"></div></div>	12	12	0	0	0
Write-In Totals	0	0.00%	<div style="width: 0.00%;"><div style="width: 0.00%;"></div></div>	0	0	0	0	0
Total Votes Cast	871	100.00%	<div style="width: 100.00%;"><div style="width: 100.00%;"></div></div>	265	588	18	0	0
Overvotes	0			0	0	0	0	0
Undervotes	22			7	14	1	0	0
Contest Totals	893			272	602	19	0	0

### State Senator, District 8

Vote For 1

	TOTAL	VOTE %		Election Day	Early Voting	Ballot By Mail	Provisional Ballots	Limited Ballots
REP Angela Paxton	402	46.15%	<div style="width: 46.15%;"><div style="width: 46.15%;"></div></div>	134	262	6	0	0
DEM Jonathan Cocks	443	50.86%	<div style="width: 50.86%;"><div style="width: 50.86%;"></div></div>	122	309	12	0	0
LIB Edward Kless	26	2.99%	<div style="width: 2.99%;"><div style="width: 2.99%;"></div></div>	10	15	1	0	0
Total Votes Cast	871	100.00%	<div style="width: 100.00%;"><div style="width: 100.00%;"></div></div>	266	586	19	0	0
Overvotes	0			0	0	0	0	0
Undervotes	22			6	16	0	0	0
Contest Totals	893			272	602	19	0	0

### Justice, 5th Court of Appeals District, Place 4

Vote For 1

	TOTAL	VOTE %		Election Day	Early Voting	Ballot By Mail	Provisional Ballots	Limited Ballots
REP Emily A. Miskel	421	48.67%	<div style="width: 48.67%;"><div style="width: 48.67%;"></div></div>	139	276	6	0	0
DEM Maricela Moore	444	51.33%	<div style="width: 51.33%;"><div style="width: 51.33%;"></div></div>	124	307	13	0	0
Total Votes Cast	865	100.00%	<div style="width: 100.00%;"><div style="width: 100.00%;"></div></div>	263	583	19	0	0
Overvotes	0			0	0	0	0	0
Undervotes	28			9	19	0	0	0
Contest Totals	893			272	602	19	0	0

## PCT 151

### Justice, 5th Court of Appeals District, Place 7

Vote For 1

	TOTAL	VOTE %	Election Day	Early Voting	Ballot By Mail	Provisional Ballots	Limited Ballots
REP Kristina Williams	429	49.37%	144	279	6	0	0
DEM Nancy Kennedy	440	50.63%	120	307	13	0	0
Total Votes Cast	869	100.00%	264	586	19	0	0
Overvotes	0		0	0	0	0	0
Undervotes	24		8	16	0	0	0
Contest Totals	893		272	602	19	0	0

### County Judge CCD

Vote For 1

	TOTAL	VOTE %	Election Day	Early Voting	Ballot By Mail	Provisional Ballots	Limited Ballots
REP Chris Hill	421	48.56%	137	277	7	0	0
DEM Joshua Murray	446	51.44%	127	307	12	0	0
Total Votes Cast	867	100.00%	264	584	19	0	0
Overvotes	0		0	0	0	0	0
Undervotes	26		8	18	0	0	0
Contest Totals	893		272	602	19	0	0

### District Clerk CCD

Vote For 1

	TOTAL	VOTE %	Election Day	Early Voting	Ballot By Mail	Provisional Ballots	Limited Ballots
REP Mike Gould	439	50.69%	146	287	6	0	0
DEM David Brignac	427	49.31%	118	296	13	0	0
Total Votes Cast	866	100.00%	264	583	19	0	0
Overvotes	0		0	0	0	0	0
Undervotes	27		8	19	0	0	0
Contest Totals	893		272	602	19	0	0

### Justice of the Peace, Precinct 3

Vote For 1

	TOTAL	VOTE %	Election Day	Early Voting	Ballot By Mail	Provisional Ballots	Limited Ballots
REP Mike Missildine	426	49.31%	137	282	7	0	0
DEM Irvin Lynn Barrett	438	50.69%	125	301	12	0	0
Total Votes Cast	864	100.00%	262	583	19	0	0
Overvotes	0		0	0	0	0	0
Undervotes	29		10	19	0	0	0
Contest Totals	893		272	602	19	0	0



## PCT 152

### U. S. Representative, District 32

Vote For 1

	TOTAL	VOTE %	Election Day	Early Voting	Ballot By Mail	Provisional Ballots	Limited Ballots
REP Antonio Swad	26	28.26%	6	20	0	0	0
DEM Colin Allred	66	71.74%	17	49	0	0	0
Total Votes Cast	92	100.00%	23	69	0	0	0
Overvotes	0		0	0	0	0	0
Undervotes	0		0	0	0	0	0
Contest Totals	92		23	69	0	0	0

### Governor

Vote For 1

	TOTAL	VOTE %	Election Day	Early Voting	Ballot By Mail	Provisional Ballots	Limited Ballots
REP Greg Abbott	23	25.00%	5	18	0	0	0
DEM Beto O'Rourke	67	72.83%	18	49	0	0	0
LIB Mark Tippetts	2	2.17%	0	2	0	0	0
GRN Delilah Barrios	0	0.00%	0	0	0	0	0
Write-In Totals	0	0.00%	0	0	0	0	0
Total Votes Cast	92	100.00%	23	69	0	0	0
Overvotes	0		0	0	0	0	0
Undervotes	0		0	0	0	0	0
Contest Totals	92		23	69	0	0	0

### Lieutenant Governor

Vote For 1

	TOTAL	VOTE %	Election Day	Early Voting	Ballot By Mail	Provisional Ballots	Limited Ballots
REP Dan Patrick	24	26.09%	6	18	0	0	0
DEM Mike Collier	65	70.65%	16	49	0	0	0
LIB Shanna Steele	3	3.26%	1	2	0	0	0
Total Votes Cast	92	100.00%	23	69	0	0	0
Overvotes	0		0	0	0	0	0
Undervotes	0		0	0	0	0	0
Contest Totals	92		23	69	0	0	0

### Attorney General

Vote For 1

	TOTAL	VOTE %	Election Day	Early Voting	Ballot By Mail	Provisional Ballots	Limited Ballots
REP Ken Paxton	24	26.09%	6	18	0	0	0
DEM Rochelle Mercedes Garza	65	70.65%	17	48	0	0	0
LIB Mark Ash	3	3.26%	0	3	0	0	0
Total Votes Cast	92	100.00%	23	69	0	0	0
Overvotes	0		0	0	0	0	0
Undervotes	0		0	0	0	0	0
Contest Totals	92		23	69	0	0	0

## PCT 152

### Comptroller of Public Accounts

Vote For 1

	TOTAL	VOTE %		Election Day	Early Voting	Ballot By Mail	Provisional Ballots	Limited Ballots
REP Glenn Hegar	26	28.26%		7	19	0	0	0
DEM Janet T. Dudding	63	68.48%		16	47	0	0	0
LIB V. Alonzo Echevarria-Garza	3	3.26%		0	3	0	0	0
Total Votes Cast	92	100.00%		23	69	0	0	0
Overvotes	0			0	0	0	0	0
Undervotes	0			0	0	0	0	0
Contest Totals	92			23	69	0	0	0

### Commissioner of the General Land Office

Vote For 1

	TOTAL	VOTE %		Election Day	Early Voting	Ballot By Mail	Provisional Ballots	Limited Ballots
REP Dawn Buckingham	30	32.61%		8	22	0	0	0
DEM Jay Kleberg	62	67.39%		15	47	0	0	0
GRN Alfred Molison, Jr	0	0.00%		0	0	0	0	0
Write-In Totals	0	0.00%		0	0	0	0	0
Total Votes Cast	92	100.00%		23	69	0	0	0
Overvotes	0			0	0	0	0	0
Undervotes	0			0	0	0	0	0
Contest Totals	92			23	69	0	0	0

### Commissioner of Agriculture

Vote For 1

	TOTAL	VOTE %		Election Day	Early Voting	Ballot By Mail	Provisional Ballots	Limited Ballots
REP Sid Miller	28	30.43%		6	22	0	0	0
DEM Susan Hays	64	69.57%		17	47	0	0	0
Total Votes Cast	92	100.00%		23	69	0	0	0
Overvotes	0			0	0	0	0	0
Undervotes	0			0	0	0	0	0
Contest Totals	92			23	69	0	0	0

### Railroad Commissioner

Vote For 1

	TOTAL	VOTE %		Election Day	Early Voting	Ballot By Mail	Provisional Ballots	Limited Ballots
REP Wayne Christian	25	27.17%		7	18	0	0	0
DEM Luke Warford	61	66.30%		14	47	0	0	0
LIB Jaime Andres Diez	5	5.43%		2	3	0	0	0
GRN Hunter Wayne Crow	1	1.09%		0	1	0	0	0
Total Votes Cast	92	100.00%		23	69	0	0	0
Overvotes	0			0	0	0	0	0
Undervotes	0			0	0	0	0	0
Contest Totals	92			23	69	0	0	0

## PCT 152

### Justice, Supreme Court, Place 3

Vote For 1

	TOTAL	VOTE %		Election Day	Early Voting	Ballot By Mail	Provisional Ballots	Limited Ballots
REP Debra Lehrmann	28	30.43%		8	20	0	0	0
DEM Erin A. Nowell	61	66.30%		14	47	0	0	0
LIB Thomas Edward Oxford	3	3.26%		1	2	0	0	0
Total Votes Cast	92	100.00%		23	69	0	0	0
Overvotes	0			0	0	0	0	0
Undervotes	0			0	0	0	0	0
Contest Totals	92			23	69	0	0	0

### Justice, Supreme Court, Place 5

Vote For 1

	TOTAL	VOTE %		Election Day	Early Voting	Ballot By Mail	Provisional Ballots	Limited Ballots
REP Rebeca Huddle	28	30.43%		8	20	0	0	0
DEM Amanda Reichel	64	69.57%		15	49	0	0	0
Total Votes Cast	92	100.00%		23	69	0	0	0
Overvotes	0			0	0	0	0	0
Undervotes	0			0	0	0	0	0
Contest Totals	92			23	69	0	0	0

### Justice, Supreme Court, Place 9

Vote For 1

	TOTAL	VOTE %		Election Day	Early Voting	Ballot By Mail	Provisional Ballots	Limited Ballots
REP Evan Young	27	29.35%		6	21	0	0	0
DEM Julia Maldonado	65	70.65%		17	48	0	0	0
Total Votes Cast	92	100.00%		23	69	0	0	0
Overvotes	0			0	0	0	0	0
Undervotes	0			0	0	0	0	0
Contest Totals	92			23	69	0	0	0

### Judge, Court of Criminal Appeals, Place 5




Vote For 1

	TOTAL	VOTE %		Election Day	Early Voting	Ballot By Mail	Provisional Ballots	Limited Ballots
REP Scott Walker	29	31.52%		8	21	0	0	0
DEM Dana Huffman	63	68.48%		15	48	0	0	0
Total Votes Cast	92	100.00%		23	69	0	0	0
Overvotes	0			0	0	0	0	0
Undervotes	0			0	0	0	0	0
Contest Totals	92			23	69	0	0	0

## PCT 152






### Judge, Court of Criminal Appeals, Place 6

Vote For 1

	TOTAL	VOTE %		Election Day	Early Voting	Ballot By Mail	Provisional Ballots	Limited Ballots
REP Jesse F. McClure, III	27	30.00%		7	20	0	0	0
DEM Robert Johnson	63	70.00%		15	48	0	0	0
Total Votes Cast	90	100.00%		22	68	0	0	0
Overvotes	0			0	0	0	0	0
Undervotes	2			1	1	0	0	0
Contest Totals	92			23	69	0	0	0





### Member, State Board of Education, District 12 CCD

Vote For 1

	TOTAL	VOTE %		Election Day	Early Voting	Ballot By Mail	Provisional Ballots	Limited Ballots
REP Pam Little	25	27.17%		7	18	0	0	0
DEM Alex Cornwallis	62	67.39%		14	48	0	0	0
LIB Christy Mowrey	5	5.43%		2	3	0	0	0
Write-In Totals	0	0.00%		0	0	0	0	0
Total Votes Cast	92	100.00%		23	69	0	0	0
Overvotes	0			0	0	0	0	0
Undervotes	0			0	0	0	0	0
Contest Totals	92			23	69	0	0	0




### State Senator, District 8

Vote For 1

	TOTAL	VOTE %		Election Day	Early Voting	Ballot By Mail	Provisional Ballots	Limited Ballots
REP Angela Paxton	25	27.17%		7	18	0	0	0
DEM Jonathan Cocks	62	67.39%		14	48	0	0	0
LIB Edward Kless	5	5.43%		2	3	0	0	0
Total Votes Cast	92	100.00%		23	69	0	0	0
Overvotes	0			0	0	0	0	0
Undervotes	0			0	0	0	0	0
Contest Totals	92			23	69	0	0	0

### State Representative, District 70

Vote For 1

	TOTAL	VOTE %		Election Day	Early Voting	Ballot By Mail	Provisional Ballots	Limited Ballots
REP Jamee Jolly	28	30.43%		8	20	0	0	0
DEM Mihaela Elizabeth Plesa	64	69.57%		15	49	0	0	0
Total Votes Cast	92	100.00%		23	69	0	0	0
Overvotes	0			0	0	0	0	0
Undervotes	0			0	0	0	0	0
Contest Totals	92			23	69	0	0	0

## PCT 152

### Justice, 5th Court of Appeals District, Place 4

Vote For 1

	TOTAL	VOTE %		Election Day	Early Voting	Ballot By Mail	Provisional Ballots	Limited Ballots
REP Emily A. Miskel	31	33.70%		8	23	0	0	0
DEM Maricela Moore	61	66.30%		15	46	0	0	0
Total Votes Cast	92	100.00%		23	69	0	0	0
Overvotes	0			0	0	0	0	0
Undervotes	0			0	0	0	0	0
Contest Totals	92			23	69	0	0	0

### Justice, 5th Court of Appeals District, Place 7

Vote For 1

	TOTAL	VOTE %		Election Day	Early Voting	Ballot By Mail	Provisional Ballots	Limited Ballots
REP Kristina Williams	28	30.43%		8	20	0	0	0
DEM Nancy Kennedy	64	69.57%		15	49	0	0	0
Total Votes Cast	92	100.00%		23	69	0	0	0
Overvotes	0			0	0	0	0	0
Undervotes	0			0	0	0	0	0
Contest Totals	92			23	69	0	0	0

### County Judge CCD

Vote For 1

	TOTAL	VOTE %		Election Day	Early Voting	Ballot By Mail	Provisional Ballots	Limited Ballots
REP Chris Hill	29	31.52%		8	21	0	0	0
DEM Joshua Murray	63	68.48%		15	48	0	0	0
Total Votes Cast	92	100.00%		23	69	0	0	0
Overvotes	0			0	0	0	0	0
Undervotes	0			0	0	0	0	0
Contest Totals	92			23	69	0	0	0

### District Clerk CCD

Vote For 1

	TOTAL	VOTE %		Election Day	Early Voting	Ballot By Mail	Provisional Ballots	Limited Ballots
REP Mike Gould	26	28.26%		7	19	0	0	0
DEM David Brignac	66	71.74%		16	50	0	0	0
Total Votes Cast	92	100.00%		23	69	0	0	0
Overvotes	0			0	0	0	0	0
Undervotes	0			0	0	0	0	0
Contest Totals	92			23	69	0	0	0

## PCT 152

### Justice of the Peace, Precinct 3

Vote For 1

	TOTAL	VOTE %		Election Day	Early Voting	Ballot By Mail	Provisional Ballots	Limited Ballots
REP Mike Missildine	28	30.43%		7	21	0	0	0
DEM Irvin Lynn Barrett	64	69.57%		16	48	0	0	0
Total Votes Cast	92	100.00%		23	69	0	0	0
Overvotes	0			0	0	0	0	0
Undervotes	0			0	0	0	0	0
Contest Totals	92			23	69	0	0	0

### Plano ISD - Proposition A

Vote For 1

	TOTAL	VOTE %		Election Day	Early Voting	Ballot By Mail	Provisional Ballots	Limited Ballots
For	51	57.30%		10	41	0	0	0
Against	38	42.70%		12	26	0	0	0
Total Votes Cast	89	100.00%		22	67	0	0	0
Overvotes	0			0	0	0	0	0
Undervotes	3			1	2	0	0	0
Contest Totals	92			23	69	0	0	0

### Plano ISD - Proposition B

Vote For 1

	TOTAL	VOTE %		Election Day	Early Voting	Ballot By Mail	Provisional Ballots	Limited Ballots
For	55	61.80%		13	42	0	0	0
Against	34	38.20%		9	25	0	0	0
Total Votes Cast	89	100.00%		22	67	0	0	0
Overvotes	0			0	0	0	0	0
Undervotes	3			1	2	0	0	0
Contest Totals	92			23	69	0	0	0

### Plano ISD - Proposition C




Vote For 1

	TOTAL	VOTE %		Election Day	Early Voting	Ballot By Mail	Provisional Ballots	Limited Ballots
For	54	60.67%		13	41	0	0	0
Against	35	39.33%		9	26	0	0	0
Total Votes Cast	89	100.00%		22	67	0	0	0
Overvotes	0			0	0	0	0	0
Undervotes	3			1	2	0	0	0
Contest Totals	92			23	69	0	0	0

## PCT 152




### Plano ISD - Proposition D

Vote For 1

	TOTAL	VOTE %		Election Day	Early Voting	Ballot By Mail	Provisional Ballots	Limited Ballots
For	55	61.80%		13	42	0	0	0
Against	34	38.20%		9	25	0	0	0
Total Votes Cast	89	100.00%		22	67	0	0	0
Overvotes	0			0	0	0	0	0
Undervotes	3			1	2	0	0	0
Contest Totals	92			23	69	0	0	0

### Plano ISD - Proposition E

Vote For 1

	TOTAL	VOTE %		Election Day	Early Voting	Ballot By Mail	Provisional Ballots	Limited Ballots
For	50	56.82%		12	38	0	0	0
Against	38	43.18%		10	28	0	0	0
Total Votes Cast	88	100.00%		22	66	0	0	0
Overvotes	0			0	0	0	0	0
Undervotes	4			1	3	0	0	0
Contest Totals	92			23	69	0	0	0

## PCT 153

### U. S. Representative District 3

Vote For 1

	TOTAL	VOTE %	Election Day	Early Voting	Ballot By Mail	Provisional Ballots	Limited Ballots
REP Keith Self	1,394	56.94%	413	939	39	3	0
DEM Sandeep Srivastava	1,004	41.01%	281	692	30	1	0
LIB Christopher Claytor	50	2.04%	21	29	0	0	0
Total Votes Cast	2,448	100.00%	715	1,660	69	4	0
Overvotes	0		0	0	0	0	0
Undervotes	55		20	33	2	0	0
Contest Totals	2,503		735	1,693	71	4	0

### Governor

Vote For 1

	TOTAL	VOTE %	Election Day	Early Voting	Ballot By Mail	Provisional Ballots	Limited Ballots
REP Greg Abbott	1,371	55.06%	401	931	36	3	0
DEM Beto O'Rourke	1,085	43.57%	318	733	33	1	0
LIB Mark Tippetts	25	1.00%	10	14	1	0	0
GRN Delilah Barrios	8	0.32%	3	5	0	0	0
Write-In Totals	1	0.04%	0	1	0	0	0
Total Votes Cast	2,490	100.00%	732	1,684	70	4	0
Overvotes	0		0	0	0	0	0
Undervotes	13		3	9	1	0	0
Contest Totals	2,503		735	1,693	71	4	0

### Lieutenant Governor

Vote For 1

	TOTAL	VOTE %	Election Day	Early Voting	Ballot By Mail	Provisional Ballots	Limited Ballots
REP Dan Patrick	1,315	53.24%	395	881	36	3	0
DEM Mike Collier	1,090	44.13%	304	751	34	1	0
LIB Shanna Steele	65	2.63%	22	42	1	0	0
Total Votes Cast	2,470	100.00%	721	1,674	71	4	0
Overvotes	0		0	0	0	0	0
Undervotes	33		14	19	0	0	0
Contest Totals	2,503		735	1,693	71	4	0

### Attorney General

Vote For 1

	TOTAL	VOTE %	Election Day	Early Voting	Ballot By Mail	Provisional Ballots	Limited Ballots
REP Ken Paxton	1,298	53.11%	397	866	32	3	0
DEM Rochelle Mercedes Garza	1,052	43.04%	291	725	35	1	0
LIB Mark Ash	94	3.85%	26	65	3	0	0
Total Votes Cast	2,444	100.00%	714	1,656	70	4	0
Overvotes	0		0	0	0	0	0
Undervotes	59		21	37	1	0	0
Contest Totals	2,503		735	1,693	71	4	0



## PCT 153

### Comptroller of Public Accounts

Vote For 1

	TOTAL	VOTE %	Election Day	Early Voting	Ballot By Mail	Provisional Ballots	Limited Ballots
REP Glenn Hegar	1,422	58.42%	416	964	39	3	0
DEM Janet T. Dudding	968	39.77%	272	665	30	1	0
LIB V. Alonzo Echevarria-Garza	44	1.81%	20	23	1	0	0
Total Votes Cast	2,434	100.00%	708	1,652	70	4	0
Overvotes	0		0	0	0	0	0
Undervotes	69		27	41	1	0	0
Contest Totals	2,503		735	1,693	71	4	0

### Commissioner of the General Land Office

Vote For 1

	TOTAL	VOTE %	Election Day	Early Voting	Ballot By Mail	Provisional Ballots	Limited Ballots
REP Dawn Buckingham	1,404	57.83%	415	948	38	3	0
DEM Jay Kleberg	1,004	41.35%	287	683	33	1	0
GRN Alfred Molison, Jr	18	0.74%	8	10	0	0	0
Write-In Totals	2	0.08%	0	2	0	0	0
Total Votes Cast	2,428	100.00%	710	1,643	71	4	0
Overvotes	0		0	0	0	0	0
Undervotes	75		25	50	0	0	0
Contest Totals	2,503		735	1,693	71	4	0

### Commissioner of Agriculture

Vote For 1

	TOTAL	VOTE %	Election Day	Early Voting	Ballot By Mail	Provisional Ballots	Limited Ballots
REP Sid Miller	1,405	57.82%	418	945	39	3	0
DEM Susan Hays	1,025	42.18%	293	699	32	1	0
Total Votes Cast	2,430	100.00%	711	1,644	71	4	0
Overvotes	0		0	0	0	0	0
Undervotes	73		24	49	0	0	0
Contest Totals	2,503		735	1,693	71	4	0

### Railroad Commissioner

Vote For 1

	TOTAL	VOTE %	Election Day	Early Voting	Ballot By Mail	Provisional Ballots	Limited Ballots
REP Wayne Christian	1,378	56.80%	409	927	39	3	0
DEM Luke Warford	985	40.60%	275	680	29	1	0
LIB Jaime Andres Diez	46	1.90%	19	27	0	0	0
GRN Hunter Wayne Crow	17	0.70%	8	9	0	0	0
Total Votes Cast	2,426	100.00%	711	1,643	68	4	0
Overvotes	0		0	0	0	0	0
Undervotes	77		24	50	3	0	0
Contest Totals	2,503		735	1,693	71	4	0

## PCT 153

### Justice, Supreme Court, Place 3

Vote For 1

	TOTAL	VOTE %		Election Day	Early Voting	Ballot By Mail	Provisional Ballots	Limited Ballots
REP Debra Lehrmann	1,399	57.64%	<div style="width: 57.64%;"><div style="width: 57.64%;"></div></div>	408	949	39	3	0
DEM Erin A. Nowell	996	41.04%	<div style="width: 41.04%;"><div style="width: 41.04%;"></div></div>	288	677	30	1	0
LIB Thomas Edward Oxford	32	1.32%	<div style="width: 1.32%;"><div style="width: 1.32%;"></div></div>	12	20	0	0	0
Total Votes Cast	2,427	100.00%	<div style="width: 100.00%;"><div style="width: 100.00%;"></div></div>	708	1,646	69	4	0
Overvotes	0			0	0	0	0	0
Undervotes	76			27	47	2	0	0
Contest Totals	2,503			735	1,693	71	4	0

### Justice, Supreme Court, Place 5

Vote For 1

	TOTAL	VOTE %		Election Day	Early Voting	Ballot By Mail	Provisional Ballots	Limited Ballots
REP Rebeca Huddle	1,417	58.48%	<div style="width: 58.48%;"><div style="width: 58.48%;"></div></div>	412	962	40	3	0
DEM Amanda Reichel	1,006	41.52%	<div style="width: 41.52%;"><div style="width: 41.52%;"></div></div>	294	682	29	1	0
Total Votes Cast	2,423	100.00%	<div style="width: 100.00%;"><div style="width: 100.00%;"></div></div>	706	1,644	69	4	0
Overvotes	0			0	0	0	0	0
Undervotes	80			29	49	2	0	0
Contest Totals	2,503			735	1,693	71	4	0

### Justice, Supreme Court, Place 9

Vote For 1

	TOTAL	VOTE %		Election Day	Early Voting	Ballot By Mail	Provisional Ballots	Limited Ballots
REP Evan Young	1,405	58.15%	<div style="width: 58.15%;"><div style="width: 58.15%;"></div></div>	413	951	38	3	0
DEM Julia Maldonado	1,011	41.85%	<div style="width: 41.85%;"><div style="width: 41.85%;"></div></div>	292	688	30	1	0
Total Votes Cast	2,416	100.00%	<div style="width: 100.00%;"><div style="width: 100.00%;"></div></div>	705	1,639	68	4	0
Overvotes	0			0	0	0	0	0
Undervotes	87			30	54	3	0	0
Contest Totals	2,503			735	1,693	71	4	0

### Judge, Court of Criminal Appeals, Place 5

Vote For 1

	TOTAL	VOTE %		Election Day	Early Voting	Ballot By Mail	Provisional Ballots	Limited Ballots
REP Scott Walker	1,407	58.21%	<div style="width: 58.21%;"><div style="width: 58.21%;"></div></div>	419	947	38	3	0
DEM Dana Huffman	1,010	41.79%	<div style="width: 41.79%;"><div style="width: 41.79%;"></div></div>	286	692	31	1	0
Total Votes Cast	2,417	100.00%	<div style="width: 100.00%;"><div style="width: 100.00%;"></div></div>	705	1,639	69	4	0
Overvotes	0			0	0	0	0	0
Undervotes	86			30	54	2	0	0
Contest Totals	2,503			735	1,693	71	4	0

## PCT 153

### Judge, Court of Criminal Appeals, Place 6

Vote For 1

	TOTAL	VOTE %		Election Day	Early Voting	Ballot By Mail	Provisional Ballots	Limited Ballots
REP Jesse F. McClure, III	1,406	58.29%	<div style="width: 58.29%;"><div style="width: 58.29%;"></div></div>	415	949	39	3	0
DEM Robert Johnson	1,006	41.71%	<div style="width: 41.71%;"><div style="width: 41.71%;"></div></div>	290	685	30	1	0
Total Votes Cast	2,412	100.00%	<div style="width: 100.00%;"><div style="width: 100.00%;"></div></div>	705	1,634	69	4	0
Overvotes	0			0	0	0	0	0
Undervotes	91			30	59	2	0	0
Contest Totals	2,503			735	1,693	71	4	0

### Member, State Board of Education, District 12 CCD

Vote For 1

	TOTAL	VOTE %		Election Day	Early Voting	Ballot By Mail	Provisional Ballots	Limited Ballots
REP Pam Little	1,378	57.32%	<div style="width: 57.32%;"><div style="width: 57.32%;"></div></div>	397	939	39	3	0
DEM Alex Cornwallis	967	40.22%	<div style="width: 40.22%;"><div style="width: 40.22%;"></div></div>	276	660	30	1	0
LIB Christy Mowrey	59	2.45%	<div style="width: 2.45%;"><div style="width: 2.45%;"></div></div>	24	35	0	0	0
Write-In Totals	0	0.00%	<div style="width: 0.00%;"><div style="width: 0.00%;"></div></div>	0	0	0	0	0
Total Votes Cast	2,404	100.00%	<div style="width: 100.00%;"><div style="width: 100.00%;"></div></div>	697	1,634	69	4	0
Overvotes	0			0	0	0	0	0
Undervotes	99			38	59	2	0	0
Contest Totals	2,503			735	1,693	71	4	0

### State Senator, District 8

Vote For 1

	TOTAL	VOTE %		Election Day	Early Voting	Ballot By Mail	Provisional Ballots	Limited Ballots
REP Angela Paxton	1,330	54.96%	<div style="width: 54.96%;"><div style="width: 54.96%;"></div></div>	392	901	34	3	0
DEM Jonathan Cocks	1,021	42.19%	<div style="width: 42.19%;"><div style="width: 42.19%;"></div></div>	287	698	35	1	0
LIB Edward Kless	69	2.85%	<div style="width: 2.85%;"><div style="width: 2.85%;"></div></div>	27	40	2	0	0
Total Votes Cast	2,420	100.00%	<div style="width: 100.00%;"><div style="width: 100.00%;"></div></div>	706	1,639	71	4	0
Overvotes	0			0	0	0	0	0
Undervotes	83			29	54	0	0	0
Contest Totals	2,503			735	1,693	71	4	0

### State Representative, District 33

Vote For 1

	TOTAL	VOTE %		Election Day	Early Voting	Ballot By Mail	Provisional Ballots	Limited Ballots
REP Justin Holland	1,408	58.72%	<div style="width: 58.72%;"><div style="width: 58.72%;"></div></div>	417	949	39	3	0
DEM Graeson Lynskey	990	41.28%	<div style="width: 41.28%;"><div style="width: 41.28%;"></div></div>	281	679	29	1	0
Total Votes Cast	2,398	100.00%	<div style="width: 100.00%;"><div style="width: 100.00%;"></div></div>	698	1,628	68	4	0
Overvotes	0			0	0	0	0	0
Undervotes	105			37	65	3	0	0
Contest Totals	2,503			735	1,693	71	4	0

## PCT 153

### Justice, 5th Court of Appeals District, Place 4

Vote For 1

	TOTAL	VOTE %	Election Day	Early Voting	Ballot By Mail	Provisional Ballots	Limited Ballots
REP Emily A. Miskel	1,404	58.62%	415	948	38	3	0
DEM Maricela Moore	991	41.38%	282	678	30	1	0
Total Votes Cast	2,395	100.00%	697	1,626	68	4	0
Overvotes	0		0	0	0	0	0
Undervotes	108		38	67	3	0	0
Contest Totals	2,503		735	1,693	71	4	0

### Justice, 5th Court of Appeals District, Place 7

Vote For 1

	TOTAL	VOTE %	Election Day	Early Voting	Ballot By Mail	Provisional Ballots	Limited Ballots
REP Kristina Williams	1,394	58.13%	411	943	37	3	0
DEM Nancy Kennedy	1,004	41.87%	286	686	31	1	0
Total Votes Cast	2,398	100.00%	697	1,629	68	4	0
Overvotes	0		0	0	0	0	0
Undervotes	105		38	64	3	0	0
Contest Totals	2,503		735	1,693	71	4	0

### County Judge CCD

Vote For 1

	TOTAL	VOTE %	Election Day	Early Voting	Ballot By Mail	Provisional Ballots	Limited Ballots
REP Chris Hill	1,405	58.30%	417	946	39	3	0
DEM Joshua Murray	1,005	41.70%	286	687	31	1	0
Total Votes Cast	2,410	100.00%	703	1,633	70	4	0
Overvotes	0		0	0	0	0	0
Undervotes	93		32	60	1	0	0
Contest Totals	2,503		735	1,693	71	4	0

### District Clerk CCD

Vote For 1

	TOTAL	VOTE %	Election Day	Early Voting	Ballot By Mail	Provisional Ballots	Limited Ballots
REP Mike Gould	1,408	58.72%	414	952	39	3	0
DEM David Brignac	990	41.28%	288	671	30	1	0
Total Votes Cast	2,398	100.00%	702	1,623	69	4	0
Overvotes	0		0	0	0	0	0
Undervotes	105		33	70	2	0	0
Contest Totals	2,503		735	1,693	71	4	0

## PCT 153

### Justice of the Peace, Precinct 2

Vote For 1

	TOTAL	VOTE %		Election Day	Early Voting	Ballot By Mail	Provisional Ballots	Limited Ballots
REP Ellen Skinner	1,397	58.70%	<div style="width: 58.70%;"><div style="width: 58.70%;"></div></div>	405	951	39	2	0
DEM Jennifer McKenzie	983	41.30%	<div style="width: 41.30%;"><div style="width: 41.30%;"></div></div>	288	665	29	1	0
Total Votes Cast	2,380	100.00%	<div style="width: 100.00%;"><div style="width: 100.00%;"></div></div>	693	1,616	68	3	0
Overvotes	0			0	0	0	0	0
Undervotes	123			42	77	3	1	0
Contest Totals	2,503			735	1,693	71	4	0

### Murphy, City of - Proposition A

Vote For 1

	TOTAL	VOTE %		Election Day	Early Voting	Ballot By Mail	Provisional Ballots	Limited Ballots
For	75	82.42%	<div style="width: 82.42%;"><div style="width: 82.42%;"></div></div>	18	49	8	0	0
Against	16	17.58%	<div style="width: 17.58%;"><div style="width: 17.58%;"></div></div>	4	11	1	0	0
Total Votes Cast	91	100.00%	<div style="width: 100.00%;"><div style="width: 100.00%;"></div></div>	22	60	9	0	0
Overvotes	0			0	0	0	0	0
Undervotes	9			4	4	1	0	0
Contest Totals	100			26	64	10	0	0

### Murphy, City of - Proposition B

Vote For 1

	TOTAL	VOTE %		Election Day	Early Voting	Ballot By Mail	Provisional Ballots	Limited Ballots
For	43	47.78%	<div style="width: 47.78%;"><div style="width: 47.78%;"></div></div>	11	25	7	0	0
Against	47	52.22%	<div style="width: 52.22%;"><div style="width: 52.22%;"></div></div>	11	35	1	0	0
Total Votes Cast	90	100.00%	<div style="width: 100.00%;"><div style="width: 100.00%;"></div></div>	22	60	8	0	0
Overvotes	0			0	0	0	0	0
Undervotes	10			4	4	2	0	0
Contest Totals	100			26	64	10	0	0

### Murphy, City of - Proposition C

Vote For 1

	TOTAL	VOTE %		Election Day	Early Voting	Ballot By Mail	Provisional Ballots	Limited Ballots
For	61	69.32%	<div style="width: 69.32%;"><div style="width: 69.32%;"></div></div>	15	40	6	0	0
Against	27	30.68%	<div style="width: 30.68%;"><div style="width: 30.68%;"></div></div>	6	17	4	0	0
Total Votes Cast	88	100.00%	<div style="width: 100.00%;"><div style="width: 100.00%;"></div></div>	21	57	10	0	0
Overvotes	0			0	0	0	0	0
Undervotes	12			5	7	0	0	0
Contest Totals	100			26	64	10	0	0

## PCT 153

### Murphy, City of - Proposition D

Vote For 1

	TOTAL	VOTE %	Election Day	Early Voting	Ballot By Mail	Provisional Ballots	Limited Ballots
For	62	73.81%	15	43	4	0	0
Against	22	26.19%	6	15	1	0	0
Total Votes Cast	84	100.00%	21	58	5	0	0
Overvotes	0		0	0	0	0	0
Undervotes	16		5	6	5	0	0
Contest Totals	100		26	64	10	0	0

### Murphy, City of - Proposition E

Vote For 1

	TOTAL	VOTE %	Election Day	Early Voting	Ballot By Mail	Provisional Ballots	Limited Ballots
For	76	85.39%	17	51	8	0	0
Against	13	14.61%	5	7	1	0	0
Total Votes Cast	89	100.00%	22	58	9	0	0
Overvotes	0		0	0	0	0	0
Undervotes	11		4	6	1	0	0
Contest Totals	100		26	64	10	0	0

### Murphy, City of - Proposition F

Vote For 1

	TOTAL	VOTE %	Election Day	Early Voting	Ballot By Mail	Provisional Ballots	Limited Ballots
For	84	95.45%	18	57	9	0	0
Against	4	4.55%	3	1	0	0	0
Total Votes Cast	88	100.00%	21	58	9	0	0
Overvotes	0		0	0	0	0	0
Undervotes	12		5	6	1	0	0
Contest Totals	100		26	64	10	0	0

### Murphy, City of - Proposition G

Vote For 1

	TOTAL	VOTE %	Election Day	Early Voting	Ballot By Mail	Provisional Ballots	Limited Ballots
For	64	73.56%	12	45	7	0	0
Against	23	26.44%	9	13	1	0	0
Total Votes Cast	87	100.00%	21	58	8	0	0
Overvotes	0		0	0	0	0	0
Undervotes	13		5	6	2	0	0
Contest Totals	100		26	64	10	0	0

## PCT 153

### Murphy, City of - Proposition H

Vote For 1

	TOTAL	VOTE %		Election Day	Early Voting	Ballot By Mail	Provisional Ballots	Limited Ballots
For	58	70.73%		13	39	6	0	0
Against	24	29.27%		8	14	2	0	0
Total Votes Cast	82	100.00%		21	53	8	0	0
Overvotes	0			0	0	0	0	0
Undervotes	18			5	11	2	0	0
Contest Totals	100			26	64	10	0	0

### Murphy, City of - Proposition I

Vote For 1

	TOTAL	VOTE %		Election Day	Early Voting	Ballot By Mail	Provisional Ballots	Limited Ballots
For	78	92.86%		17	55	6	0	0
Against	6	7.14%		4	0	2	0	0
Total Votes Cast	84	100.00%		21	55	8	0	0
Overvotes	0			0	0	0	0	0
Undervotes	16			5	9	2	0	0
Contest Totals	100			26	64	10	0	0

### Murphy, City of - Proposition J

Vote For 1

	TOTAL	VOTE %		Election Day	Early Voting	Ballot By Mail	Provisional Ballots	Limited Ballots
For	81	96.43%		18	55	8	0	0
Against	3	3.57%		2	1	0	0	0
Total Votes Cast	84	100.00%		20	56	8	0	0
Overvotes	0			0	0	0	0	0
Undervotes	16			6	8	2	0	0
Contest Totals	100			26	64	10	0	0

### Murphy, City of - Proposition K

Vote For 1

	TOTAL	VOTE %		Election Day	Early Voting	Ballot By Mail	Provisional Ballots	Limited Ballots
For	61	73.49%		18	37	6	0	0
Against	22	26.51%		3	16	3	0	0
Total Votes Cast	83	100.00%		21	53	9	0	0
Overvotes	0			0	0	0	0	0
Undervotes	17			5	11	1	0	0
Contest Totals	100			26	64	10	0	0

## PCT 153

### Murphy, City of - Proposition L

Vote For 1

	TOTAL	VOTE %	Election Day	Early Voting	Ballot By Mail	Provisional Ballots	Limited Ballots
For	76	91.57%	17	51	8	0	0
Against	7	8.43%	3	4	0	0	0
Total Votes Cast	83	100.00%	20	55	8	0	0
Overvotes	0		0	0	0	0	0
Undervotes	17		6	9	2	0	0
Contest Totals	100		26	64	10	0	0

### Murphy, City of - Proposition M

Vote For 1

	TOTAL	VOTE %	Election Day	Early Voting	Ballot By Mail	Provisional Ballots	Limited Ballots
For	69	86.25%	18	46	5	0	0
Against	11	13.75%	2	7	2	0	0
Total Votes Cast	80	100.00%	20	53	7	0	0
Overvotes	0		0	0	0	0	0
Undervotes	20		6	11	3	0	0
Contest Totals	100		26	64	10	0	0

### Murphy, City of - Proposition N

Vote For 1

	TOTAL	VOTE %	Election Day	Early Voting	Ballot By Mail	Provisional Ballots	Limited Ballots
For	59	74.68%	15	40	4	0	0
Against	20	25.32%	5	13	2	0	0
Total Votes Cast	79	100.00%	20	53	6	0	0
Overvotes	0		0	0	0	0	0
Undervotes	21		6	11	4	0	0
Contest Totals	100		26	64	10	0	0

### Murphy, City of - Proposition O

Vote For 1

	TOTAL	VOTE %	Election Day	Early Voting	Ballot By Mail	Provisional Ballots	Limited Ballots
For	75	90.36%	18	50	7	0	0
Against	8	9.64%	3	5	0	0	0
Total Votes Cast	83	100.00%	21	55	7	0	0
Overvotes	0		0	0	0	0	0
Undervotes	17		5	9	3	0	0
Contest Totals	100		26	64	10	0	0



## PCT 153

### Sachse, City of - Proposition A

Vote For 1

	TOTAL	VOTE %	Election Day	Early Voting	Ballot By Mail	Provisional Ballots	Limited Ballots
For	1,800	91.60%	493	1,261	43	3	0
Against	165	8.40%	68	94	3	0	0
Total Votes Cast	1,965	100.00%	561	1,355	46	3	0
Overvotes	0		0	0	0	0	0
Undervotes	437		148	274	15	0	0
Contest Totals	2,402		709	1,629	61	3	0

### Sachse, City of - Proposition B

Vote For 1

	TOTAL	VOTE %	Election Day	Early Voting	Ballot By Mail	Provisional Ballots	Limited Ballots
For	1,628	87.29%	446	1,143	37	2	0
Against	237	12.71%	84	143	10	0	0
Total Votes Cast	1,865	100.00%	530	1,286	47	2	0
Overvotes	0		0	0	0	0	0
Undervotes	537		179	343	14	1	0
Contest Totals	2,402		709	1,629	61	3	0

### Sachse, City of - Proposition C

Vote For 1

	TOTAL	VOTE %	Election Day	Early Voting	Ballot By Mail	Provisional Ballots	Limited Ballots
For	1,656	87.02%	469	1,146	39	2	0
Against	247	12.98%	74	165	8	0	0
Total Votes Cast	1,903	100.00%	543	1,311	47	2	0
Overvotes	0		0	0	0	0	0
Undervotes	499		166	318	14	1	0
Contest Totals	2,402		709	1,629	61	3	0

### Sachse, City of - Proposition D

Vote For 1

	TOTAL	VOTE %	Election Day	Early Voting	Ballot By Mail	Provisional Ballots	Limited Ballots
For	1,697	88.66%	464	1,191	40	2	0
Against	217	11.34%	80	128	9	0	0
Total Votes Cast	1,914	100.00%	544	1,319	49	2	0
Overvotes	0		0	0	0	0	0
Undervotes	488		165	310	12	1	0
Contest Totals	2,402		709	1,629	61	3	0

## PCT 153

### Sachse, City of - Proposition E

Vote For 1

	TOTAL	VOTE %	Election Day	Early Voting	Ballot By Mail	Provisional Ballots	Limited Ballots
For	1,740	91.29%	481	1,213	44	2	0
Against	166	8.71%	66	96	4	0	0
Total Votes Cast	1,906	100.00%	547	1,309	48	2	0
Overvotes	0		0	0	0	0	0
Undervotes	496		162	320	13	1	0
Contest Totals	2,402		709	1,629	61	3	0

### Sachse, City of - Proposition F

Vote For 1

	TOTAL	VOTE %	Election Day	Early Voting	Ballot By Mail	Provisional Ballots	Limited Ballots
For	1,651	88.72%	445	1,161	43	2	0
Against	210	11.28%	86	120	4	0	0
Total Votes Cast	1,861	100.00%	531	1,281	47	2	0
Overvotes	0		0	0	0	0	0
Undervotes	541		178	348	14	1	0
Contest Totals	2,402		709	1,629	61	3	0

### Sachse, City of - Proposition G

Vote For 1

	TOTAL	VOTE %	Election Day	Early Voting	Ballot By Mail	Provisional Ballots	Limited Ballots
For	1,405	77.62%	383	986	34	2	0
Against	405	22.38%	130	261	14	0	0
Total Votes Cast	1,810	100.00%	513	1,247	48	2	0
Overvotes	0		0	0	0	0	0
Undervotes	592		196	382	13	1	0
Contest Totals	2,402		709	1,629	61	3	0

### Sachse, City of - Proposition H

Vote For 1

	TOTAL	VOTE %	Election Day	Early Voting	Ballot By Mail	Provisional Ballots	Limited Ballots
For	1,586	84.99%	425	1,126	33	2	0
Against	280	15.01%	101	168	11	0	0
Total Votes Cast	1,866	100.00%	526	1,294	44	2	0
Overvotes	0		0	0	0	0	0
Undervotes	536		183	335	17	1	0
Contest Totals	2,402		709	1,629	61	3	0

## PCT 153

### Sachse, City of - Proposition I

Vote For 1

	TOTAL	VOTE %		Election Day	Early Voting	Ballot By Mail	Provisional Ballots	Limited Ballots
For	1,225	69.33%		348	851	25	1	0
Against	542	30.67%		151	368	22	1	0
Total Votes Cast	1,767	100.00%		499	1,219	47	2	0
Overvotes	0			0	0	0	0	0
Undervotes	635			210	410	14	1	0
Contest Totals	2,402			709	1,629	61	3	0

### Sachse, City of - Proposition J

Vote For 1

	TOTAL	VOTE %		Election Day	Early Voting	Ballot By Mail	Provisional Ballots	Limited Ballots
For	1,584	89.04%		429	1,112	41	2	0
Against	195	10.96%		72	117	6	0	0
Total Votes Cast	1,779	100.00%		501	1,229	47	2	0
Overvotes	0			0	0	0	0	0
Undervotes	623			208	400	14	1	0
Contest Totals	2,402			709	1,629	61	3	0

### Sachse, City of - Proposition K

Vote For 1

	TOTAL	VOTE %		Election Day	Early Voting	Ballot By Mail	Provisional Ballots	Limited Ballots
For	1,782	95.86%		491	1,246	43	2	0
Against	77	4.14%		35	39	3	0	0
Total Votes Cast	1,859	100.00%		526	1,285	46	2	0
Overvotes	0			0	0	0	0	0
Undervotes	543			183	344	15	1	0
Contest Totals	2,402			709	1,629	61	3	0

### Sachse, City of - Proposition L

Vote For 1

	TOTAL	VOTE %		Election Day	Early Voting	Ballot By Mail	Provisional Ballots	Limited Ballots
For	1,418	81.35%		399	982	35	2	0
Against	325	18.65%		100	212	13	0	0
Total Votes Cast	1,743	100.00%		499	1,194	48	2	0
Overvotes	0			0	0	0	0	0
Undervotes	659			210	435	13	1	0
Contest Totals	2,402			709	1,629	61	3	0

## PCT 153

### Sachse, City of - Proposition M

Vote For 1

	TOTAL	VOTE %	Election Day	Early Voting	Ballot By Mail	Provisional Ballots	Limited Ballots
For	1,533	82.91%	417	1,069	45	2	0
Against	316	17.09%	106	206	4	0	0
Total Votes Cast	1,849	100.00%	523	1,275	49	2	0
Overvotes	0		0	0	0	0	0
Undervotes	553		186	354	12	1	0
Contest Totals	2,402		709	1,629	61	3	0

### Sachse, City of - Proposition N

Vote For 1

	TOTAL	VOTE %	Election Day	Early Voting	Ballot By Mail	Provisional Ballots	Limited Ballots
For	1,054	60.09%	294	731	27	2	0
Against	700	39.91%	205	477	18	0	0
Total Votes Cast	1,754	100.00%	499	1,208	45	2	0
Overvotes	0		0	0	0	0	0
Undervotes	648		210	421	16	1	0
Contest Totals	2,402		709	1,629	61	3	0

### Sachse, City of - Proposition O

Vote For 1

	TOTAL	VOTE %	Election Day	Early Voting	Ballot By Mail	Provisional Ballots	Limited Ballots
For	1,422	79.80%	393	990	37	2	0
Against	360	20.20%	112	238	10	0	0
Total Votes Cast	1,782	100.00%	505	1,228	47	2	0
Overvotes	0		0	0	0	0	0
Undervotes	620		204	401	14	1	0
Contest Totals	2,402		709	1,629	61	3	0

### Sachse, City of - Proposition P

Vote For 1

	TOTAL	VOTE %	Election Day	Early Voting	Ballot By Mail	Provisional Ballots	Limited Ballots
For	1,361	76.20%	385	942	32	2	0
Against	425	23.80%	123	287	15	0	0
Total Votes Cast	1,786	100.00%	508	1,229	47	2	0
Overvotes	0		0	0	0	0	0
Undervotes	616		201	400	14	1	0
Contest Totals	2,402		709	1,629	61	3	0

## PCT 153

### Sachse, City of - Proposition Q

Vote For 1

	TOTAL	VOTE %		Election Day	Early Voting	Ballot By Mail	Provisional Ballots	Limited Ballots
For	1,425	83.82%	<div style="width: 83.82%;"><div style="width: 83.82%;"></div></div>	391	1,006	26	2	0
Against	275	16.18%	<div style="width: 16.18%;"><div style="width: 16.18%;"></div></div>	98	163	14	0	0
Total Votes Cast	1,700	100.00%	<div style="width: 100.00%;"><div style="width: 100.00%;"></div></div>	489	1,169	40	2	0
Overvotes	0			0	0	0	0	0
Undervotes	702			220	460	21	1	0
Contest Totals	2,402			709	1,629	61	3	0

### Sachse, City of - Proposition R

Vote For 1

	TOTAL	VOTE %		Election Day	Early Voting	Ballot By Mail	Provisional Ballots	Limited Ballots
For	1,245	70.34%	<div style="width: 70.34%;"><div style="width: 70.34%;"></div></div>	349	868	26	2	0
Against	525	29.66%	<div style="width: 29.66%;"><div style="width: 29.66%;"></div></div>	160	345	20	0	0
Total Votes Cast	1,770	100.00%	<div style="width: 100.00%;"><div style="width: 100.00%;"></div></div>	509	1,213	46	2	0
Overvotes	0			0	0	0	0	0
Undervotes	632			200	416	15	1	0
Contest Totals	2,402			709	1,629	61	3	0

### Sachse, City of - Proposition S

Vote For 1

	TOTAL	VOTE %		Election Day	Early Voting	Ballot By Mail	Provisional Ballots	Limited Ballots
For	1,289	71.22%	<div style="width: 71.22%;"><div style="width: 71.22%;"></div></div>	362	896	29	2	0
Against	521	28.78%	<div style="width: 28.78%;"><div style="width: 28.78%;"></div></div>	151	354	16	0	0
Total Votes Cast	1,810	100.00%	<div style="width: 100.00%;"><div style="width: 100.00%;"></div></div>	513	1,250	45	2	0
Overvotes	0			0	0	0	0	0
Undervotes	592			196	379	16	1	0
Contest Totals	2,402			709	1,629	61	3	0

### Sachse, City of - Proposition T

Vote For 1

	TOTAL	VOTE %		Election Day	Early Voting	Ballot By Mail	Provisional Ballots	Limited Ballots
For	1,654	91.48%	<div style="width: 91.48%;"><div style="width: 91.48%;"></div></div>	448	1,166	38	2	0
Against	154	8.52%	<div style="width: 8.52%;"><div style="width: 8.52%;"></div></div>	65	85	4	0	0
Total Votes Cast	1,808	100.00%	<div style="width: 100.00%;"><div style="width: 100.00%;"></div></div>	513	1,251	42	2	0
Overvotes	0			0	0	0	0	0
Undervotes	594			196	378	19	1	0
Contest Totals	2,402			709	1,629	61	3	0

## PCT 153

### Sachse, City of - Proposition U

Vote For 1

	TOTAL	VOTE %	Election Day	Early Voting	Ballot By Mail	Provisional Ballots	Limited Ballots
For	1,663	93.48%	448	1,174	39	2	0
Against	116	6.52%	53	59	4	0	0
Total Votes Cast	1,779	100.00%	501	1,233	43	2	0
Overvotes	0		0	0	0	0	0
Undervotes	623		208	396	18	1	0
Contest Totals	2,402		709	1,629	61	3	0

### Sachse, City of - Proposition V

Vote For 1

	TOTAL	VOTE %	Election Day	Early Voting	Ballot By Mail	Provisional Ballots	Limited Ballots
For	1,168	72.82%	329	816	21	2	0
Against	436	27.18%	134	286	16	0	0
Total Votes Cast	1,604	100.00%	463	1,102	37	2	0
Overvotes	0		0	0	0	0	0
Undervotes	798		246	527	24	1	0
Contest Totals	2,402		709	1,629	61	3	0

### Sachse, City of - Proposition W

Vote For 1

	TOTAL	VOTE %	Election Day	Early Voting	Ballot By Mail	Provisional Ballots	Limited Ballots
For	1,077	60.44%	298	756	21	2	0
Against	705	39.56%	207	473	25	0	0
Total Votes Cast	1,782	100.00%	505	1,229	46	2	0
Overvotes	0		0	0	0	0	0
Undervotes	620		204	400	15	1	0
Contest Totals	2,402		709	1,629	61	3	0

### Plano ISD - Proposition A

Vote For 1

	TOTAL	VOTE %	Election Day	Early Voting	Ballot By Mail	Provisional Ballots	Limited Ballots
For	1	25.00%	0	1	0	0	0
Against	3	75.00%	0	3	0	0	0
Total Votes Cast	4	100.00%	0	4	0	0	0
Overvotes	0		0	0	0	0	0
Undervotes	0		0	0	0	0	0
Contest Totals	4		0	4	0	0	0

## PCT 153

### Plano ISD - Proposition B

Vote For 1

	TOTAL	VOTE %		Election Day	Early Voting	Ballot By Mail	Provisional Ballots	Limited Ballots
For	0	0.00%	<div style="width: 0%; background-color: #cccccc;"></div>	0	0	0	0	0
Against	4	100.00%	<div style="width: 100%; background-color: #e6c000;"></div>	0	4	0	0	0
Total Votes Cast	4	100.00%	<div style="width: 100%; background-color: #e6c000;"></div>	0	4	0	0	0
Overvotes	0			0	0	0	0	0
Undervotes	0			0	0	0	0	0
Contest Totals	4			0	4	0	0	0

### Plano ISD - Proposition C

Vote For 1

	TOTAL	VOTE %		Election Day	Early Voting	Ballot By Mail	Provisional Ballots	Limited Ballots
For	0	0.00%	<div style="width: 0%; background-color: #cccccc;"></div>	0	0	0	0	0
Against	4	100.00%	<div style="width: 100%; background-color: #e6c000;"></div>	0	4	0	0	0
Total Votes Cast	4	100.00%	<div style="width: 100%; background-color: #e6c000;"></div>	0	4	0	0	0
Overvotes	0			0	0	0	0	0
Undervotes	0			0	0	0	0	0
Contest Totals	4			0	4	0	0	0

### Plano ISD - Proposition D

Vote For 1

	TOTAL	VOTE %		Election Day	Early Voting	Ballot By Mail	Provisional Ballots	Limited Ballots
For	0	0.00%	<div style="width: 0%; background-color: #cccccc;"></div>	0	0	0	0	0
Against	4	100.00%	<div style="width: 100%; background-color: #e6c000;"></div>	0	4	0	0	0
Total Votes Cast	4	100.00%	<div style="width: 100%; background-color: #e6c000;"></div>	0	4	0	0	0
Overvotes	0			0	0	0	0	0
Undervotes	0			0	0	0	0	0
Contest Totals	4			0	4	0	0	0

### Plano ISD - Proposition E




Vote For 1

	TOTAL	VOTE %		Election Day	Early Voting	Ballot By Mail	Provisional Ballots	Limited Ballots
For	0	0.00%	<div style="width: 0%; background-color: #cccccc;"></div>	0	0	0	0	0
Against	4	100.00%	<div style="width: 100%; background-color: #e6c000;"></div>	0	4	0	0	0
Total Votes Cast	4	100.00%	<div style="width: 100%; background-color: #e6c000;"></div>	0	4	0	0	0
Overvotes	0			0	0	0	0	0
Undervotes	0			0	0	0	0	0
Contest Totals	4			0	4	0	0	0

## PCT 153




### Wylie ISD - Trustee, Place 1

Vote For 1

	TOTAL	VOTE %		Election Day	Early Voting	Ballot By Mail	Provisional Ballots	Limited Ballots
Jill Palmer	648	32.61%		213	421	14	0	0
Stacie Smith	1,339	67.39%		345	960	31	3	0
Total Votes Cast	1,987	100.00%		558	1,381	45	3	0
Overvotes	0			0	0	0	0	0
Undervotes	512			177	308	26	1	0
Contest Totals	2,499			735	1,689	71	4	0




### Wylie ISD - Trustee, Place 2

Vote For 1

	TOTAL	VOTE %		Election Day	Early Voting	Ballot By Mail	Provisional Ballots	Limited Ballots
Jeffrey Keech	624	32.86%		212	395	16	1	0
Mike Williams	1,275	67.14%		318	927	29	1	0
Total Votes Cast	1,899	100.00%		530	1,322	45	2	0
Overvotes	0			0	0	0	0	0
Undervotes	600			205	367	26	2	0
Contest Totals	2,499			735	1,689	71	4	0




### Wylie ISD - Trustee, Place 5

Vote For 1

	TOTAL	VOTE %		Election Day	Early Voting	Ballot By Mail	Provisional Ballots	Limited Ballots
Virgie Montgomery	1,244	64.26%		322	897	23	2	0
Kevin Brooks	692	35.74%		214	456	22	0	0
Total Votes Cast	1,936	100.00%		536	1,353	45	2	0
Overvotes	0			0	0	0	0	0
Undervotes	563			199	336	26	2	0
Contest Totals	2,499			735	1,689	71	4	0

### Wylie ISD - Trustee, Place 6

Vote For 1

	TOTAL	VOTE %		Election Day	Early Voting	Ballot By Mail	Provisional Ballots	Limited Ballots
Jacob Day	1,224	67.25%		310	886	28	0	0
Michael Schwerin	596	32.75%		189	386	20	1	0
Total Votes Cast	1,820	100.00%		499	1,272	48	1	0
Overvotes	0			0	0	0	0	0
Undervotes	679			236	417	23	3	0
Contest Totals	2,499			735	1,689	71	4	0



## PCT 154

### U. S. Representative, District 4

Vote For 1

	TOTAL	VOTE %	Election Day	Early Voting	Ballot By Mail	Provisional Ballots	Limited Ballots
REP Pat Fallon	909	79.46%	292	595	19	3	0
DEM Iro Omere	208	18.18%	50	154	2	2	0
LIB John Simmons	27	2.36%	9	18	0	0	0
Total Votes Cast	1,144	100.00%	351	767	21	5	0
Overvotes	0		0	0	0	0	0
Undervotes	14		6	6	2	0	0
Contest Totals	1,158		357	773	23	5	0

### Governor

Vote For 1

	TOTAL	VOTE %	Election Day	Early Voting	Ballot By Mail	Provisional Ballots	Limited Ballots
REP Greg Abbott	908	78.68%	293	593	19	3	0
DEM Beto O'Rourke	238	20.62%	61	171	4	2	0
LIB Mark Tippetts	7	0.61%	2	5	0	0	0
GRN Delilah Barrios	1	0.09%	0	1	0	0	0
Write-In Totals	0	0.00%	0	0	0	0	0
Total Votes Cast	1,154	100.00%	356	770	23	5	0
Overvotes	0		0	0	0	0	0
Undervotes	4		1	3	0	0	0
Contest Totals	1,158		357	773	23	5	0

### Lieutenant Governor

Vote For 1

	TOTAL	VOTE %	Election Day	Early Voting	Ballot By Mail	Provisional Ballots	Limited Ballots
REP Dan Patrick	884	77.34%	289	573	19	3	0
DEM Mike Collier	236	20.65%	58	172	4	2	0
LIB Shanna Steele	23	2.01%	7	16	0	0	0
Total Votes Cast	1,143	100.00%	354	761	23	5	0
Overvotes	0		0	0	0	0	0
Undervotes	15		3	12	0	0	0
Contest Totals	1,158		357	773	23	5	0

### Attorney General

Vote For 1

	TOTAL	VOTE %	Election Day	Early Voting	Ballot By Mail	Provisional Ballots	Limited Ballots
REP Ken Paxton	893	78.13%	293	580	17	3	0
DEM Rochelle Mercedes Garza	229	20.04%	52	172	3	2	0
LIB Mark Ash	21	1.84%	7	13	1	0	0
Total Votes Cast	1,143	100.00%	352	765	21	5	0
Overvotes	0		0	0	0	0	0
Undervotes	15		5	8	2	0	0
Contest Totals	1,158		357	773	23	5	0

## PCT 154

### Comptroller of Public Accounts

Vote For 1

	TOTAL	VOTE %	Election Day	Early Voting	Ballot By Mail	Provisional Ballots	Limited Ballots
REP Glenn Hegar	918	80.81%	299	597	19	3	0
DEM Janet T. Dudding	198	17.43%	45	149	2	2	0
LIB V. Alonzo Echevarria-Garza	20	1.76%	7	13	0	0	0
Total Votes Cast	1,136	100.00%	351	759	21	5	0
Overvotes	0		0	0	0	0	0
Undervotes	22		6	14	2	0	0
Contest Totals	1,158		357	773	23	5	0

### Commissioner of the General Land Office

Vote For 1

	TOTAL	VOTE %	Election Day	Early Voting	Ballot By Mail	Provisional Ballots	Limited Ballots
REP Dawn Buckingham	919	81.04%	302	595	19	3	0
DEM Jay Kleberg	207	18.25%	45	158	2	2	0
GRN Alfred Molison, Jr	7	0.62%	1	6	0	0	0
Write-In Totals	1	0.09%	1	0	0	0	0
Total Votes Cast	1,134	100.00%	349	759	21	5	0
Overvotes	0		0	0	0	0	0
Undervotes	24		8	14	2	0	0
Contest Totals	1,158		357	773	23	5	0

### Commissioner of Agriculture

Vote For 1

	TOTAL	VOTE %	Election Day	Early Voting	Ballot By Mail	Provisional Ballots	Limited Ballots
REP Sid Miller	916	80.70%	300	594	19	3	0
DEM Susan Hays	219	19.30%	49	167	2	1	0
Total Votes Cast	1,135	100.00%	349	761	21	4	0
Overvotes	0		0	0	0	0	0
Undervotes	23		8	12	2	1	0
Contest Totals	1,158		357	773	23	5	0

### Railroad Commissioner

Vote For 1

	TOTAL	VOTE %	Election Day	Early Voting	Ballot By Mail	Provisional Ballots	Limited Ballots
REP Wayne Christian	904	79.86%	300	583	18	3	0
DEM Luke Warford	197	17.40%	43	150	2	2	0
LIB Jaime Andres Diez	27	2.39%	7	20	0	0	0
GRN Hunter Wayne Crow	4	0.35%	1	3	0	0	0
Total Votes Cast	1,132	100.00%	351	756	20	5	0
Overvotes	0		0	0	0	0	0
Undervotes	26		6	17	3	0	0
Contest Totals	1,158		357	773	23	5	0

## PCT 154

### Justice, Supreme Court, Place 3

Vote For 1

	TOTAL	VOTE %	Election Day	Early Voting	Ballot By Mail	Provisional Ballots	Limited Ballots
REP Debra Lehrmann	903	79.28%	293	589	18	3	0
DEM Erin A. Nowell	214	18.79%	51	158	3	2	0
LIB Thomas Edward Oxford	22	1.93%	9	13	0	0	0
Total Votes Cast	1,139	100.00%	353	760	21	5	0
Overvotes	0		0	0	0	0	0
Undervotes	19		4	13	2	0	0
Contest Totals	1,158		357	773	23	5	0

### Justice, Supreme Court, Place 5

Vote For 1

	TOTAL	VOTE %	Election Day	Early Voting	Ballot By Mail	Provisional Ballots	Limited Ballots
REP Rebeca Huddle	914	80.53%	299	594	18	3	0
DEM Amanda Reichel	221	19.47%	52	164	3	2	0
Total Votes Cast	1,135	100.00%	351	758	21	5	0
Overvotes	0		0	0	0	0	0
Undervotes	23		6	15	2	0	0
Contest Totals	1,158		357	773	23	5	0

### Justice, Supreme Court, Place 9

Vote For 1

	TOTAL	VOTE %	Election Day	Early Voting	Ballot By Mail	Provisional Ballots	Limited Ballots
REP Evan Young	910	80.46%	302	587	18	3	0
DEM Julia Maldonado	221	19.54%	49	167	3	2	0
Total Votes Cast	1,131	100.00%	351	754	21	5	0
Overvotes	0		0	0	0	0	0
Undervotes	27		6	19	2	0	0
Contest Totals	1,158		357	773	23	5	0

### Judge, Court of Criminal Appeals, Place 5

Vote For 1

	TOTAL	VOTE %	Election Day	Early Voting	Ballot By Mail	Provisional Ballots	Limited Ballots
REP Scott Walker	915	80.90%	300	594	18	3	0
DEM Dana Huffman	216	19.10%	50	161	3	2	0
Total Votes Cast	1,131	100.00%	350	755	21	5	0
Overvotes	0		0	0	0	0	0
Undervotes	27		7	18	2	0	0
Contest Totals	1,158		357	773	23	5	0

## PCT 154

### Judge, Court of Criminal Appeals, Place 6

Vote For 1

	TOTAL	VOTE %		Election Day	Early Voting	Ballot By Mail	Provisional Ballots	Limited Ballots
REP Jesse F. McClure, III	916	80.99%	<div style="width: 80.99%;"><div style="width: 80.99%;"></div></div>	299	596	18	3	0
DEM Robert Johnson	215	19.01%	<div style="width: 19.01%;"><div style="width: 19.01%;"></div></div>	51	159	3	2	0
Total Votes Cast	1,131	100.00%	<div style="width: 100.00%;"><div style="width: 100.00%;"></div></div>	350	755	21	5	0
Overvotes	0			0	0	0	0	0
Undervotes	27			7	18	2	0	0
Contest Totals	1,158			357	773	23	5	0

### Member, State Board of Education, District 12 CCD

Vote For 1

	TOTAL	VOTE %		Election Day	Early Voting	Ballot By Mail	Provisional Ballots	Limited Ballots
REP Pam Little	892	78.52%	<div style="width: 78.52%;"><div style="width: 78.52%;"></div></div>	290	581	18	3	0
DEM Alex Cornwallis	212	18.66%	<div style="width: 18.66%;"><div style="width: 18.66%;"></div></div>	51	155	4	2	0
LIB Christy Mowrey	32	2.82%	<div style="width: 2.82%;"><div style="width: 2.82%;"></div></div>	12	20	0	0	0
Write-In Totals	0	0.00%	<div style="width: 0.00%;"><div style="width: 0.00%;"></div></div>	0	0	0	0	0
Total Votes Cast	1,136	100.00%	<div style="width: 100.00%;"><div style="width: 100.00%;"></div></div>	353	756	22	5	0
Overvotes	0			0	0	0	0	0
Undervotes	22			4	17	1	0	0
Contest Totals	1,158			357	773	23	5	0

### State Senator, District 8

Vote For 1

	TOTAL	VOTE %		Election Day	Early Voting	Ballot By Mail	Provisional Ballots	Limited Ballots
REP Angela Paxton	884	77.75%	<div style="width: 77.75%;"><div style="width: 77.75%;"></div></div>	291	572	18	3	0
DEM Jonathan Cocks	229	20.14%	<div style="width: 20.14%;"><div style="width: 20.14%;"></div></div>	53	171	3	2	0
LIB Edward Kless	24	2.11%	<div style="width: 2.11%;"><div style="width: 2.11%;"></div></div>	8	15	1	0	0
Total Votes Cast	1,137	100.00%	<div style="width: 100.00%;"><div style="width: 100.00%;"></div></div>	352	758	22	5	0
Overvotes	0			0	0	0	0	0
Undervotes	21			5	15	1	0	0
Contest Totals	1,158			357	773	23	5	0

### State Representative, District 66

Vote For 1

	TOTAL	VOTE %		Election Day	Early Voting	Ballot By Mail	Provisional Ballots	Limited Ballots
REP Matt Shaheen	920	81.27%	<div style="width: 81.27%;"><div style="width: 81.27%;"></div></div>	300	598	19	3	0
DEM Jesse Ringness	212	18.73%	<div style="width: 18.73%;"><div style="width: 18.73%;"></div></div>	50	158	2	2	0
Total Votes Cast	1,132	100.00%	<div style="width: 100.00%;"><div style="width: 100.00%;"></div></div>	350	756	21	5	0
Overvotes	0			0	0	0	0	0
Undervotes	26			7	17	2	0	0
Contest Totals	1,158			357	773	23	5	0

## PCT 154

### Justice, 5th Court of Appeals District, Place 4

Vote For 1

	TOTAL	VOTE %	Election Day	Early Voting	Ballot By Mail	Provisional Ballots	Limited Ballots
REP Emily A. Miskel	917	81.29%	300	596	18	3	0
DEM Maricela Moore	211	18.71%	49	157	3	2	0
Total Votes Cast	1,128	100.00%	349	753	21	5	0
Overvotes	0		0	0	0	0	0
Undervotes	30		8	20	2	0	0
Contest Totals	1,158		357	773	23	5	0

### Justice, 5th Court of Appeals District, Place 7

Vote For 1

	TOTAL	VOTE %	Election Day	Early Voting	Ballot By Mail	Provisional Ballots	Limited Ballots
REP Kristina Williams	912	80.85%	300	591	18	3	0
DEM Nancy Kennedy	216	19.15%	50	161	3	2	0
Total Votes Cast	1,128	100.00%	350	752	21	5	0
Overvotes	0		0	0	0	0	0
Undervotes	30		7	21	2	0	0
Contest Totals	1,158		357	773	23	5	0

### County Judge CCD

Vote For 1

	TOTAL	VOTE %	Election Day	Early Voting	Ballot By Mail	Provisional Ballots	Limited Ballots
REP Chris Hill	918	80.95%	302	594	19	3	0
DEM Joshua Murray	216	19.05%	51	160	3	2	0
Total Votes Cast	1,134	100.00%	353	754	22	5	0
Overvotes	0		0	0	0	0	0
Undervotes	24		4	19	1	0	0
Contest Totals	1,158		357	773	23	5	0

### District Clerk CCD

Vote For 1

	TOTAL	VOTE %	Election Day	Early Voting	Ballot By Mail	Provisional Ballots	Limited Ballots
REP Mike Gould	921	81.65%	300	599	19	3	0
DEM David Brignac	207	18.35%	49	153	3	2	0
Total Votes Cast	1,128	100.00%	349	752	22	5	0
Overvotes	0		0	0	0	0	0
Undervotes	30		8	21	1	0	0
Contest Totals	1,158		357	773	23	5	0

## PCT 154

### Justice of the Peace, Precinct 4

Vote For 1

	TOTAL	VOTE %	Election Day	Early Voting	Ballot By Mail	Provisional Ballots	Limited Ballots
REP Vincent Venegoni	913	81.23%	300	592	18	3	0
DEM Adam Kern	211	18.77%	50	156	3	2	0
Total Votes Cast	1,124	100.00%	350	748	21	5	0
Overvotes	0		0	0	0	0	0
Undervotes	34		7	25	2	0	0
Contest Totals	1,158		357	773	23	5	0

### Celina, City of - Local Option Election

Vote For 1

	TOTAL	VOTE %	Election Day	Early Voting	Ballot By Mail	Provisional Ballots	Limited Ballots
For	534	80.79%	172	348	10	4	0
Against	127	19.21%	38	86	2	1	0
Total Votes Cast	661	100.00%	210	434	12	5	0
Overvotes	0		0	0	0	0	0
Undervotes	13		5	8	0	0	0
Contest Totals	674		215	442	12	5	0

### North Parkway MMD No. 1 - Proposition A

Vote For 1

	TOTAL	VOTE %	Election Day	Early Voting	Ballot By Mail	Provisional Ballots	Limited Ballots
For	4	100.00%	0	4	0	0	0
Against	0	0.00%	0	0	0	0	0
Total Votes Cast	4	100.00%	0	4	0	0	0
Overvotes	0		0	0	0	0	0
Undervotes	0		0	0	0	0	0
Contest Totals	4		0	4	0	0	0

### North Parkway MMD No. 1 - Proposition B




Vote For 1

	TOTAL	VOTE %	Election Day	Early Voting	Ballot By Mail	Provisional Ballots	Limited Ballots
For	4	100.00%	0	4	0	0	0
Against	0	0.00%	0	0	0	0	0
Total Votes Cast	4	100.00%	0	4	0	0	0
Overvotes	0		0	0	0	0	0
Undervotes	0		0	0	0	0	0
Contest Totals	4		0	4	0	0	0

## PCT 154




### North Parkway MMD No. 1 - Proposition C

Vote For 1

	TOTAL	VOTE %		Election Day	Early Voting	Ballot By Mail	Provisional Ballots	Limited Ballots
For	4	100.00%		0	4	0	0	0
Against	0	0.00%		0	0	0	0	0
Total Votes Cast	4	100.00%		0	4	0	0	0
Overvotes	0			0	0	0	0	0
Undervotes	0			0	0	0	0	0
Contest Totals	4			0	4	0	0	0

### North Parkway MMD No. 1 - Proposition D

Vote For 1

	TOTAL	VOTE %		Election Day	Early Voting	Ballot By Mail	Provisional Ballots	Limited Ballots
For	4	100.00%		0	4	0	0	0
Against	0	0.00%		0	0	0	0	0
Total Votes Cast	4	100.00%		0	4	0	0	0
Overvotes	0			0	0	0	0	0
Undervotes	0			0	0	0	0	0
Contest Totals	4			0	4	0	0	0

## PCT 155

### U. S. Representative District 3

Vote For 1

	TOTAL	VOTE %	Election Day	Early Voting	Ballot By Mail	Provisional Ballots	Limited Ballots
REP Keith Self	886	57.91%	234	632	20	0	0
DEM Sandeep Srivastava	611	39.93%	143	438	30	0	0
LIB Christopher Claytor	33	2.16%	12	21	0	0	0
Total Votes Cast	1,530	100.00%	389	1,091	50	0	0
Overvotes	0		0	0	0	0	0
Undervotes	23		7	16	0	0	0
Contest Totals	1,553		396	1,107	50	0	0

### Governor

Vote For 1

	TOTAL	VOTE %	Election Day	Early Voting	Ballot By Mail	Provisional Ballots	Limited Ballots
REP Greg Abbott	871	56.38%	231	622	18	0	0
DEM Beto O'Rourke	651	42.14%	157	464	30	0	0
LIB Mark Tippetts	19	1.23%	5	14	0	0	0
GRN Delilah Barrios	4	0.26%	1	3	0	0	0
Write-In Totals	0	0.00%	0	0	0	0	0
Total Votes Cast	1,545	100.00%	394	1,103	48	0	0
Overvotes	0		0	0	0	0	0
Undervotes	8		2	4	2	0	0
Contest Totals	1,553		396	1,107	50	0	0

### Lieutenant Governor

Vote For 1

	TOTAL	VOTE %	Election Day	Early Voting	Ballot By Mail	Provisional Ballots	Limited Ballots
REP Dan Patrick	842	54.92%	226	599	17	0	0
DEM Mike Collier	654	42.66%	153	469	32	0	0
LIB Shanna Steele	37	2.41%	11	25	1	0	0
Total Votes Cast	1,533	100.00%	390	1,093	50	0	0
Overvotes	0		0	0	0	0	0
Undervotes	20		6	14	0	0	0
Contest Totals	1,553		396	1,107	50	0	0

### Attorney General

Vote For 1

	TOTAL	VOTE %	Election Day	Early Voting	Ballot By Mail	Provisional Ballots	Limited Ballots
REP Ken Paxton	832	54.34%	226	589	17	0	0
DEM Rochelle Mercedes Garza	643	42.00%	156	454	33	0	0
LIB Mark Ash	56	3.66%	9	47	0	0	0
Total Votes Cast	1,531	100.00%	391	1,090	50	0	0
Overvotes	0		0	0	0	0	0
Undervotes	22		5	17	0	0	0
Contest Totals	1,553		396	1,107	50	0	0



## PCT 155

### Comptroller of Public Accounts

Vote For 1

	TOTAL	VOTE %	Election Day	Early Voting	Ballot By Mail	Provisional Ballots	Limited Ballots
REP Glenn Hegar	905	59.42%	232	651	22	0	0
DEM Janet T. Dudding	589	38.67%	142	421	26	0	0
LIB V. Alonzo Echevarria-Garza	29	1.90%	12	17	0	0	0
Total Votes Cast	1,523	100.00%	386	1,089	48	0	0
Overvotes	0		0	0	0	0	0
Undervotes	30		10	18	2	0	0
Contest Totals	1,553		396	1,107	50	0	0

### Commissioner of the General Land Office

Vote For 1

	TOTAL	VOTE %	Election Day	Early Voting	Ballot By Mail	Provisional Ballots	Limited Ballots
REP Dawn Buckingham	898	58.89%	243	636	19	0	0
DEM Jay Kleberg	609	39.93%	138	441	30	0	0
GRN Alfred Molison, Jr	18	1.18%	5	12	1	0	0
Write-In Totals	0	0.00%	0	0	0	0	0
Total Votes Cast	1,525	100.00%	386	1,089	50	0	0
Overvotes	0		0	0	0	0	0
Undervotes	28		10	18	0	0	0
Contest Totals	1,553		396	1,107	50	0	0

### Commissioner of Agriculture

Vote For 1

	TOTAL	VOTE %	Election Day	Early Voting	Ballot By Mail	Provisional Ballots	Limited Ballots
REP Sid Miller	902	59.15%	238	643	21	0	0
DEM Susan Hays	623	40.85%	148	446	29	0	0
Total Votes Cast	1,525	100.00%	386	1,089	50	0	0
Overvotes	0		0	0	0	0	0
Undervotes	28		10	18	0	0	0
Contest Totals	1,553		396	1,107	50	0	0

### Railroad Commissioner

Vote For 1

	TOTAL	VOTE %	Election Day	Early Voting	Ballot By Mail	Provisional Ballots	Limited Ballots
REP Wayne Christian	877	57.70%	229	628	20	0	0
DEM Luke Warford	604	39.74%	142	432	30	0	0
LIB Jaime Andres Diez	32	2.11%	10	22	0	0	0
GRN Hunter Wayne Crow	7	0.46%	3	4	0	0	0
Total Votes Cast	1,520	100.00%	384	1,086	50	0	0
Overvotes	0		0	0	0	0	0
Undervotes	33		12	21	0	0	0
Contest Totals	1,553		396	1,107	50	0	0

## PCT 155

### Justice, Supreme Court, Place 3

Vote For 1

	TOTAL	VOTE %		Election Day	Early Voting	Ballot By Mail	Provisional Ballots	Limited Ballots
REP Debra Lehrmann	889	58.53%		227	641	21	0	0
DEM Erin A. Nowell	605	39.83%		143	434	28	0	0
LIB Thomas Edward Oxford	25	1.65%		12	13	0	0	0
Total Votes Cast	1,519	100.00%		382	1,088	49	0	0
Overvotes	0			0	0	0	0	0
Undervotes	34			14	19	1	0	0
Contest Totals	1,553			396	1,107	50	0	0

### Justice, Supreme Court, Place 5

Vote For 1

	TOTAL	VOTE %		Election Day	Early Voting	Ballot By Mail	Provisional Ballots	Limited Ballots
REP Rebeca Huddle	906	59.76%		239	645	22	0	0
DEM Amanda Reichel	610	40.24%		143	440	27	0	0
Total Votes Cast	1,516	100.00%		382	1,085	49	0	0
Overvotes	0			0	0	0	0	0
Undervotes	37			14	22	1	0	0
Contest Totals	1,553			396	1,107	50	0	0

### Justice, Supreme Court, Place 9

Vote For 1

	TOTAL	VOTE %		Election Day	Early Voting	Ballot By Mail	Provisional Ballots	Limited Ballots
REP Evan Young	887	58.59%		232	633	22	0	0
DEM Julia Maldonado	627	41.41%		150	450	27	0	0
Total Votes Cast	1,514	100.00%		382	1,083	49	0	0
Overvotes	0			0	0	0	0	0
Undervotes	39			14	24	1	0	0
Contest Totals	1,553			396	1,107	50	0	0

### Judge, Court of Criminal Appeals, Place 5

Vote For 1

	TOTAL	VOTE %		Election Day	Early Voting	Ballot By Mail	Provisional Ballots	Limited Ballots
REP Scott Walker	888	58.77%		234	634	20	0	0
DEM Dana Huffman	623	41.23%		146	447	30	0	0
Total Votes Cast	1,511	100.00%		380	1,081	50	0	0
Overvotes	0			0	0	0	0	0
Undervotes	42			16	26	0	0	0
Contest Totals	1,553			396	1,107	50	0	0

## PCT 155

### Judge, Court of Criminal Appeals, Place 6

Vote For 1

	TOTAL	VOTE %		Election Day	Early Voting	Ballot By Mail	Provisional Ballots	Limited Ballots
REP Jesse F. McClure, III	894	59.13%	<div style="width: 59.13%;"><div style="width: 59.13%;"></div></div>	234	641	19	0	0
DEM Robert Johnson	618	40.87%	<div style="width: 40.87%;"><div style="width: 40.87%;"></div></div>	145	443	30	0	0
Total Votes Cast	1,512	100.00%	<div style="width: 100.00%;"><div style="width: 100.00%;"></div></div>	379	1,084	49	0	0
Overvotes	0			0	0	0	0	0
Undervotes	41			17	23	1	0	0
Contest Totals	1,553			396	1,107	50	0	0

### Member, State Board of Education, District 12 CCD

Vote For 1

	TOTAL	VOTE %		Election Day	Early Voting	Ballot By Mail	Provisional Ballots	Limited Ballots
REP Pam Little	876	57.86%	<div style="width: 57.86%;"><div style="width: 57.86%;"></div></div>	226	629	21	0	0
DEM Alex Cornwallis	599	39.56%	<div style="width: 39.56%;"><div style="width: 39.56%;"></div></div>	141	429	29	0	0
LIB Christy Mowrey	39	2.58%	<div style="width: 2.58%;"><div style="width: 2.58%;"></div></div>	13	26	0	0	0
Write-In Totals	0	0.00%	<div style="width: 0.00%;"><div style="width: 0.00%;"></div></div>	0	0	0	0	0
Total Votes Cast	1,514	100.00%	<div style="width: 100.00%;"><div style="width: 100.00%;"></div></div>	380	1,084	50	0	0
Overvotes	0			0	0	0	0	0
Undervotes	39			16	23	0	0	0
Contest Totals	1,553			396	1,107	50	0	0

### State Senator, District 8

Vote For 1

	TOTAL	VOTE %		Election Day	Early Voting	Ballot By Mail	Provisional Ballots	Limited Ballots
REP Angela Paxton	846	55.77%	<div style="width: 55.77%;"><div style="width: 55.77%;"></div></div>	227	601	18	0	0
DEM Jonathan Cocks	625	41.20%	<div style="width: 41.20%;"><div style="width: 41.20%;"></div></div>	143	451	31	0	0
LIB Edward Kless	46	3.03%	<div style="width: 3.03%;"><div style="width: 3.03%;"></div></div>	14	31	1	0	0
Total Votes Cast	1,517	100.00%	<div style="width: 100.00%;"><div style="width: 100.00%;"></div></div>	384	1,083	50	0	0
Overvotes	0			0	0	0	0	0
Undervotes	36			12	24	0	0	0
Contest Totals	1,553			396	1,107	50	0	0

### State Representative, District 61

Vote For 1

	TOTAL	VOTE %		Election Day	Early Voting	Ballot By Mail	Provisional Ballots	Limited Ballots
REP Frederick Frazier	891	58.77%	<div style="width: 58.77%;"><div style="width: 58.77%;"></div></div>	231	639	21	0	0
DEM Sheena King	625	41.23%	<div style="width: 41.23%;"><div style="width: 41.23%;"></div></div>	149	447	29	0	0
Total Votes Cast	1,516	100.00%	<div style="width: 100.00%;"><div style="width: 100.00%;"></div></div>	380	1,086	50	0	0
Overvotes	0			0	0	0	0	0
Undervotes	37			16	21	0	0	0
Contest Totals	1,553			396	1,107	50	0	0

## PCT 155

### Justice, 5th Court of Appeals District, Place 4

Vote For 1

	TOTAL	VOTE %		Election Day	Early Voting	Ballot By Mail	Provisional Ballots	Limited Ballots
REP Emily A. Miskel	897	59.56%		235	643	19	0	0
DEM Maricela Moore	609	40.44%		142	438	29	0	0
Total Votes Cast	1,506	100.00%		377	1,081	48	0	0
Overvotes	0			0	0	0	0	0
Undervotes	47			19	26	2	0	0
Contest Totals	1,553			396	1,107	50	0	0

### Justice, 5th Court of Appeals District, Place 7

Vote For 1

	TOTAL	VOTE %		Election Day	Early Voting	Ballot By Mail	Provisional Ballots	Limited Ballots
REP Kristina Williams	891	59.20%		233	640	18	0	0
DEM Nancy Kennedy	614	40.80%		143	441	30	0	0
Total Votes Cast	1,505	100.00%		376	1,081	48	0	0
Overvotes	0			0	0	0	0	0
Undervotes	48			20	26	2	0	0
Contest Totals	1,553			396	1,107	50	0	0

### County Judge CCD

Vote For 1

	TOTAL	VOTE %		Election Day	Early Voting	Ballot By Mail	Provisional Ballots	Limited Ballots
REP Chris Hill	883	58.40%		231	632	20	0	0
DEM Joshua Murray	629	41.60%		144	456	29	0	0
Total Votes Cast	1,512	100.00%		375	1,088	49	0	0
Overvotes	0			0	0	0	0	0
Undervotes	41			21	19	1	0	0
Contest Totals	1,553			396	1,107	50	0	0

### District Clerk CCD




Vote For 1

	TOTAL	VOTE %		Election Day	Early Voting	Ballot By Mail	Provisional Ballots	Limited Ballots
REP Mike Gould	898	59.67%		232	647	19	0	0
DEM David Brignac	607	40.33%		144	433	30	0	0
Total Votes Cast	1,505	100.00%		376	1,080	49	0	0
Overvotes	0			0	0	0	0	0
Undervotes	48			20	27	1	0	0
Contest Totals	1,553			396	1,107	50	0	0

## PCT 155




### Justice of the Peace, Precinct 4

Vote For 1

	TOTAL	VOTE %		Election Day	Early Voting	Ballot By Mail	Provisional Ballots	Limited Ballots
REP Vincent Venegoni	885	58.92%		225	640	20	0	0
DEM Adam Kern	617	41.08%		149	438	30	0	0
Total Votes Cast	1,502	100.00%		374	1,078	50	0	0
Overvotes	0			0	0	0	0	0
Undervotes	51			22	29	0	0	0
Contest Totals	1,553			396	1,107	50	0	0

### McKinney, City of - Local Option Election

Vote For 1

	TOTAL	VOTE %		Election Day	Early Voting	Ballot By Mail	Provisional Ballots	Limited Ballots
For	1,145	77.16%		287	819	39	0	0
Against	339	22.84%		83	245	11	0	0
Total Votes Cast	1,484	100.00%		370	1,064	50	0	0
Overvotes	0			0	0	0	0	0
Undervotes	69			26	43	0	0	0
Contest Totals	1,553			396	1,107	50	0	0

## PCT 156

### U. S. Representative District 3

Vote For 1

	TOTAL	VOTE %	Election Day	Early Voting	Ballot By Mail	Provisional Ballots	Limited Ballots
REP Keith Self	1,003	54.42%	271	709	22	1	0
DEM Sandeep Srivastava	786	42.65%	174	585	27	0	0
LIB Christopher Claytor	54	2.93%	16	38	0	0	0
Total Votes Cast	1,843	100.00%	461	1,332	49	1	0
Overvotes	0		0	0	0	0	0
Undervotes	27		13	13	1	0	0
Contest Totals	1,870		474	1,345	50	1	0

### Governor

Vote For 1

	TOTAL	VOTE %	Election Day	Early Voting	Ballot By Mail	Provisional Ballots	Limited Ballots
REP Greg Abbott	971	52.26%	257	691	22	1	0
DEM Beto O'Rourke	850	45.75%	202	621	27	0	0
LIB Mark Tippetts	33	1.78%	9	24	0	0	0
GRN Delilah Barrios	3	0.16%	0	3	0	0	0
Write-In Totals	1	0.05%	1	0	0	0	0
Total Votes Cast	1,858	100.00%	469	1,339	49	1	0
Overvotes	0		0	0	0	0	0
Undervotes	12		5	6	1	0	0
Contest Totals	1,870		474	1,345	50	1	0

### Lieutenant Governor

Vote For 1

	TOTAL	VOTE %	Election Day	Early Voting	Ballot By Mail	Provisional Ballots	Limited Ballots
REP Dan Patrick	956	51.87%	253	680	22	1	0
DEM Mike Collier	830	45.04%	195	608	27	0	0
LIB Shanna Steele	57	3.09%	16	40	1	0	0
Total Votes Cast	1,843	100.00%	464	1,328	50	1	0
Overvotes	0		0	0	0	0	0
Undervotes	27		10	17	0	0	0
Contest Totals	1,870		474	1,345	50	1	0

### Attorney General

Vote For 1

	TOTAL	VOTE %	Election Day	Early Voting	Ballot By Mail	Provisional Ballots	Limited Ballots
REP Ken Paxton	938	51.09%	257	658	22	1	0
DEM Rochelle Mercedes Garza	822	44.77%	187	607	28	0	0
LIB Mark Ash	76	4.14%	19	57	0	0	0
Total Votes Cast	1,836	100.00%	463	1,322	50	1	0
Overvotes	0		0	0	0	0	0
Undervotes	34		11	23	0	0	0
Contest Totals	1,870		474	1,345	50	1	0

## PCT 156

### Comptroller of Public Accounts

Vote For 1

	TOTAL	VOTE %	Election Day	Early Voting	Ballot By Mail	Provisional Ballots	Limited Ballots
REP Glenn Hegar	999	54.50%	266	712	20	1	0
DEM Janet T. Dudding	789	43.04%	180	581	28	0	0
LIB V. Alonzo Echevarria-Garza	45	2.46%	14	31	0	0	0
Total Votes Cast	1,833	100.00%	460	1,324	48	1	0
Overvotes	0		0	0	0	0	0
Undervotes	37		14	21	2	0	0
Contest Totals	1,870		474	1,345	50	1	0

### Commissioner of the General Land Office

Vote For 1

	TOTAL	VOTE %	Election Day	Early Voting	Ballot By Mail	Provisional Ballots	Limited Ballots
REP Dawn Buckingham	1,004	55.16%	263	719	21	1	0
DEM Jay Kleberg	787	43.24%	181	579	27	0	0
GRN Alfred Molison, Jr	29	1.59%	7	21	1	0	0
Write-In Totals	0	0.00%	0	0	0	0	0
Total Votes Cast	1,820	100.00%	451	1,319	49	1	0
Overvotes	0		0	0	0	0	0
Undervotes	50		23	26	1	0	0
Contest Totals	1,870		474	1,345	50	1	0

### Commissioner of Agriculture

Vote For 1

	TOTAL	VOTE %	Election Day	Early Voting	Ballot By Mail	Provisional Ballots	Limited Ballots
REP Sid Miller	1,008	55.57%	268	717	22	1	0
DEM Susan Hays	806	44.43%	187	593	26	0	0
Total Votes Cast	1,814	100.00%	455	1,310	48	1	0
Overvotes	0		0	0	0	0	0
Undervotes	56		19	35	2	0	0
Contest Totals	1,870		474	1,345	50	1	0

### Railroad Commissioner

Vote For 1

	TOTAL	VOTE %	Election Day	Early Voting	Ballot By Mail	Provisional Ballots	Limited Ballots
REP Wayne Christian	983	53.77%	260	700	22	1	0
DEM Luke Warford	766	41.90%	171	570	25	0	0
LIB Jaime Andres Diez	62	3.39%	19	42	1	0	0
GRN Hunter Wayne Crow	17	0.93%	4	12	1	0	0
Total Votes Cast	1,828	100.00%	454	1,324	49	1	0
Overvotes	0		0	0	0	0	0
Undervotes	42		20	21	1	0	0
Contest Totals	1,870		474	1,345	50	1	0

## PCT 156

### Justice, Supreme Court, Place 3

Vote For 1

	TOTAL	VOTE %		Election Day	Early Voting	Ballot By Mail	Provisional Ballots	Limited Ballots
REP Debra Lehrmann	968	53.42%	<div style="width: 53.42%;"><div style="width: 53.42%;"></div></div>	257	688	22	1	0
DEM Erin A. Nowell	794	43.82%	<div style="width: 43.82%;"><div style="width: 43.82%;"></div></div>	182	585	27	0	0
LIB Thomas Edward Oxford	50	2.76%	<div style="width: 2.76%;"><div style="width: 2.76%;"></div></div>	17	33	0	0	0
Total Votes Cast	1,812	100.00%	<div style="width: 100.00%;"><div style="width: 100.00%;"></div></div>	456	1,306	49	1	0
Overvotes	0			0	0	0	0	0
Undervotes	58			18	39	1	0	0
Contest Totals	1,870			474	1,345	50	1	0

### Justice, Supreme Court, Place 5

Vote For 1

	TOTAL	VOTE %		Election Day	Early Voting	Ballot By Mail	Provisional Ballots	Limited Ballots
REP Rebeca Huddle	1,000	55.46%	<div style="width: 55.46%;"><div style="width: 55.46%;"></div></div>	269	709	21	1	0
DEM Amanda Reichel	803	44.54%	<div style="width: 44.54%;"><div style="width: 44.54%;"></div></div>	184	590	29	0	0
Total Votes Cast	1,803	100.00%	<div style="width: 100.00%;"><div style="width: 100.00%;"></div></div>	453	1,299	50	1	0
Overvotes	0			0	0	0	0	0
Undervotes	67			21	46	0	0	0
Contest Totals	1,870			474	1,345	50	1	0

### Justice, Supreme Court, Place 9

Vote For 1

	TOTAL	VOTE %		Election Day	Early Voting	Ballot By Mail	Provisional Ballots	Limited Ballots
REP Evan Young	1,002	55.51%	<div style="width: 55.51%;"><div style="width: 55.51%;"></div></div>	269	709	23	1	0
DEM Julia Maldonado	803	44.49%	<div style="width: 44.49%;"><div style="width: 44.49%;"></div></div>	187	589	27	0	0
Total Votes Cast	1,805	100.00%	<div style="width: 100.00%;"><div style="width: 100.00%;"></div></div>	456	1,298	50	1	0
Overvotes	0			0	0	0	0	0
Undervotes	65			18	47	0	0	0
Contest Totals	1,870			474	1,345	50	1	0

### Judge, Court of Criminal Appeals, Place 5

Vote For 1




	TOTAL	VOTE %		Election Day	Early Voting	Ballot By Mail	Provisional Ballots	Limited Ballots
REP Scott Walker	996	55.46%	<div style="width: 55.46%;"><div style="width: 55.46%;"></div></div>	265	710	20	1	0
DEM Dana Huffman	800	44.54%	<div style="width: 44.54%;"><div style="width: 44.54%;"></div></div>	186	586	28	0	0
Total Votes Cast	1,796	100.00%	<div style="width: 100.00%;"><div style="width: 100.00%;"></div></div>	451	1,296	48	1	0
Overvotes	0			0	0	0	0	0
Undervotes	74			23	49	2	0	0
Contest Totals	1,870			474	1,345	50	1	0



## PCT 156






### Judge, Court of Criminal Appeals, Place 6

Vote For 1

	TOTAL	VOTE %		Election Day	Early Voting	Ballot By Mail	Provisional Ballots	Limited Ballots
REP Jesse F. McClure, III	1,002	55.76%		266	713	22	1	0
DEM Robert Johnson	795	44.24%		185	584	26	0	0
Total Votes Cast	1,797	100.00%		451	1,297	48	1	0
Overvotes	0			0	0	0	0	0
Undervotes	73			23	48	2	0	0
Contest Totals	1,870			474	1,345	50	1	0





### Member, State Board of Education, District 12 CCD

Vote For 1

	TOTAL	VOTE %		Election Day	Early Voting	Ballot By Mail	Provisional Ballots	Limited Ballots
REP Pam Little	970	53.56%		259	688	22	1	0
DEM Alex Cornwallis	774	42.74%		176	572	26	0	0
LIB Christy Mowrey	67	3.70%		20	46	1	0	0
Write-In Totals	0	0.00%		0	0	0	0	0
Total Votes Cast	1,811	100.00%		455	1,306	49	1	0
Overvotes	0			0	0	0	0	0
Undervotes	59			19	39	1	0	0
Contest Totals	1,870			474	1,345	50	1	0




### State Senator, District 8

Vote For 1

	TOTAL	VOTE %		Election Day	Early Voting	Ballot By Mail	Provisional Ballots	Limited Ballots
REP Angela Paxton	948	52.15%		266	660	21	1	0
DEM Jonathan Cocks	810	44.55%		177	606	27	0	0
LIB Edward Kless	60	3.30%		19	39	2	0	0
Total Votes Cast	1,818	100.00%		462	1,305	50	1	0
Overvotes	0			0	0	0	0	0
Undervotes	52			12	40	0	0	0
Contest Totals	1,870			474	1,345	50	1	0

### State Representative, District 61

Vote For 1

	TOTAL	VOTE %		Election Day	Early Voting	Ballot By Mail	Provisional Ballots	Limited Ballots
REP Frederick Frazier	983	55.01%		270	693	19	1	0
DEM Sheena King	804	44.99%		185	589	30	0	0
Total Votes Cast	1,787	100.00%		455	1,282	49	1	0
Overvotes	0			0	0	0	0	0
Undervotes	83			19	63	1	0	0
Contest Totals	1,870			474	1,345	50	1	0

## PCT 156

### Justice, 5th Court of Appeals District, Place 4

Vote For 1

	TOTAL	VOTE %	Election Day	Early Voting	Ballot By Mail	Provisional Ballots	Limited Ballots
REP Emily A. Miskel	998	55.82%	262	714	21	1	0
DEM Maricela Moore	790	44.18%	185	578	27	0	0
Total Votes Cast	1,788	100.00%	447	1,292	48	1	0
Overvotes	0		0	0	0	0	0
Undervotes	82		27	53	2	0	0
Contest Totals	1,870		474	1,345	50	1	0

### Justice, 5th Court of Appeals District, Place 7

Vote For 1

	TOTAL	VOTE %	Election Day	Early Voting	Ballot By Mail	Provisional Ballots	Limited Ballots
REP Kristina Williams	996	55.64%	262	712	21	1	0
DEM Nancy Kennedy	794	44.36%	184	583	27	0	0
Total Votes Cast	1,790	100.00%	446	1,295	48	1	0
Overvotes	0		0	0	0	0	0
Undervotes	80		28	50	2	0	0
Contest Totals	1,870		474	1,345	50	1	0

### County Judge CCD

Vote For 1

	TOTAL	VOTE %	Election Day	Early Voting	Ballot By Mail	Provisional Ballots	Limited Ballots
REP Chris Hill	1,010	55.62%	272	716	21	1	0
DEM Joshua Murray	806	44.38%	186	592	28	0	0
Total Votes Cast	1,816	100.00%	458	1,308	49	1	0
Overvotes	1		0	0	1	0	0
Undervotes	53		16	37	0	0	0
Contest Totals	1,870		474	1,345	50	1	0

### District Clerk CCD




Vote For 1

	TOTAL	VOTE %	Election Day	Early Voting	Ballot By Mail	Provisional Ballots	Limited Ballots
REP Mike Gould	1,009	56.09%	270	717	21	1	0
DEM David Brignac	790	43.91%	182	581	27	0	0
Total Votes Cast	1,799	100.00%	452	1,298	48	1	0
Overvotes	0		0	0	0	0	0
Undervotes	71		22	47	2	0	0
Contest Totals	1,870		474	1,345	50	1	0

## PCT 156

### McKinney, City of - Local Option Election

Vote For 1

	TOTAL	VOTE %		Election Day	Early Voting	Ballot By Mail	Provisional Ballots	Limited Ballots
For	1,304	72.97%		319	954	31	0	0
Against	483	27.03%		134	334	14	1	0
Total Votes Cast	1,787	100.00%		453	1,288	45	1	0
Overvotes	0			0	0	0	0	0
Undervotes	83			21	57	5	0	0
Contest Totals	1,870			474	1,345	50	1	0

## PCT 157

### U. S. Representative District 3

Vote For 1

	TOTAL	VOTE %	Election Day	Early Voting	Ballot By Mail	Provisional Ballots	Limited Ballots
REP Keith Self	1,078	50.44%	282	781	14	1	0
DEM Sandeep Srivastava	998	46.70%	241	727	28	2	0
LIB Christopher Claytor	61	2.85%	18	43	0	0	0
Total Votes Cast	2,137	100.00%	541	1,551	42	3	0
Overvotes	0		0	0	0	0	0
Undervotes	27		10	15	2	0	0
Contest Totals	2,164		551	1,566	44	3	0

### Governor

Vote For 1

	TOTAL	VOTE %	Election Day	Early Voting	Ballot By Mail	Provisional Ballots	Limited Ballots
REP Greg Abbott	1,053	48.73%	275	764	13	1	0
DEM Beto O'Rourke	1,080	49.98%	266	781	31	2	0
LIB Mark Tippetts	20	0.93%	7	13	0	0	0
GRN Delilah Barrios	5	0.23%	1	4	0	0	0
Write-In Totals	3	0.14%	2	1	0	0	0
Total Votes Cast	2,161	100.00%	551	1,563	44	3	0
Overvotes	0		0	0	0	0	0
Undervotes	3		0	3	0	0	0
Contest Totals	2,164		551	1,566	44	3	0

### Lieutenant Governor

Vote For 1

	TOTAL	VOTE %	Election Day	Early Voting	Ballot By Mail	Provisional Ballots	Limited Ballots
REP Dan Patrick	1,018	47.59%	271	733	13	1	0
DEM Mike Collier	1,083	50.63%	256	795	30	2	0
LIB Shanna Steele	38	1.78%	9	29	0	0	0
Total Votes Cast	2,139	100.00%	536	1,557	43	3	0
Overvotes	0		0	0	0	0	0
Undervotes	25		15	9	1	0	0
Contest Totals	2,164		551	1,566	44	3	0

### Attorney General

Vote For 1

	TOTAL	VOTE %	Election Day	Early Voting	Ballot By Mail	Provisional Ballots	Limited Ballots
REP Ken Paxton	997	46.74%	265	718	13	1	0
DEM Rochelle Mercedes Garza	1,067	50.02%	252	782	31	2	0
LIB Mark Ash	69	3.23%	18	51	0	0	0
Total Votes Cast	2,133	100.00%	535	1,551	44	3	0
Overvotes	0		0	0	0	0	0
Undervotes	31		16	15	0	0	0
Contest Totals	2,164		551	1,566	44	3	0

## PCT 157

### Comptroller of Public Accounts

Vote For 1

	TOTAL	VOTE %	Election Day	Early Voting	Ballot By Mail	Provisional Ballots	Limited Ballots
REP Glenn Hegar	1,109	52.31%	292	803	13	1	0
DEM Janet T. Dudding	977	46.08%	228	721	26	2	0
LIB V. Alonzo Echevarria-Garza	34	1.60%	14	18	2	0	0
Total Votes Cast	2,120	100.00%	534	1,542	41	3	0
Overvotes	0		0	0	0	0	0
Undervotes	44		17	24	3	0	0
Contest Totals	2,164		551	1,566	44	3	0

### Commissioner of the General Land Office

Vote For 1

	TOTAL	VOTE %	Election Day	Early Voting	Ballot By Mail	Provisional Ballots	Limited Ballots
REP Dawn Buckingham	1,104	52.22%	298	793	12	1	0
DEM Jay Kleberg	989	46.78%	234	728	25	2	0
GRN Alfred Molison, Jr	20	0.95%	5	14	1	0	0
Write-In Totals	1	0.05%	1	0	0	0	0
Total Votes Cast	2,114	100.00%	538	1,535	38	3	0
Overvotes	0		0	0	0	0	0
Undervotes	50		13	31	6	0	0
Contest Totals	2,164		551	1,566	44	3	0

### Commissioner of Agriculture

Vote For 1

	TOTAL	VOTE %	Election Day	Early Voting	Ballot By Mail	Provisional Ballots	Limited Ballots
REP Sid Miller	1,087	51.59%	298	777	11	1	0
DEM Susan Hays	1,020	48.41%	236	755	27	2	0
Total Votes Cast	2,107	100.00%	534	1,532	38	3	0
Overvotes	0		0	0	0	0	0
Undervotes	57		17	34	6	0	0
Contest Totals	2,164		551	1,566	44	3	0

### Railroad Commissioner

Vote For 1

	TOTAL	VOTE %	Election Day	Early Voting	Ballot By Mail	Provisional Ballots	Limited Ballots
REP Wayne Christian	1,058	50.21%	287	759	11	1	0
DEM Luke Warford	984	46.70%	229	728	25	2	0
LIB Jaime Andres Diez	46	2.18%	14	31	1	0	0
GRN Hunter Wayne Crow	19	0.90%	4	14	1	0	0
Total Votes Cast	2,107	100.00%	534	1,532	38	3	0
Overvotes	0		0	0	0	0	0
Undervotes	57		17	34	6	0	0
Contest Totals	2,164		551	1,566	44	3	0

## PCT 157

### Justice, Supreme Court, Place 3

Vote For 1

	TOTAL	VOTE %		Election Day	Early Voting	Ballot By Mail	Provisional Ballots	Limited Ballots
REP Debra Lehrmann	1,094	51.75%	<div style="width: 51.75%;"><div style="width: 51.75%;"></div></div>	294	787	12	1	0
DEM Erin A. Nowell	990	46.83%	<div style="width: 46.83%;"><div style="width: 46.83%;"></div></div>	234	727	27	2	0
LIB Thomas Edward Oxford	30	1.42%	<div style="width: 1.42%;"><div style="width: 1.42%;"></div></div>	8	22	0	0	0
Total Votes Cast	2,114	100.00%	<div style="width: 100.00%;"><div style="width: 100.00%;"></div></div>	536	1,536	39	3	0
Overvotes	0			0	0	0	0	0
Undervotes	50			15	30	5	0	0
Contest Totals	2,164			551	1,566	44	3	0

### Justice, Supreme Court, Place 5

Vote For 1

	TOTAL	VOTE %		Election Day	Early Voting	Ballot By Mail	Provisional Ballots	Limited Ballots
REP Rebeca Huddle	1,095	51.97%	<div style="width: 51.97%;"><div style="width: 51.97%;"></div></div>	291	792	11	1	0
DEM Amanda Reichel	1,012	48.03%	<div style="width: 48.03%;"><div style="width: 48.03%;"></div></div>	245	737	28	2	0
Total Votes Cast	2,107	100.00%	<div style="width: 100.00%;"><div style="width: 100.00%;"></div></div>	536	1,529	39	3	0
Overvotes	0			0	0	0	0	0
Undervotes	57			15	37	5	0	0
Contest Totals	2,164			551	1,566	44	3	0

### Justice, Supreme Court, Place 9

Vote For 1

	TOTAL	VOTE %		Election Day	Early Voting	Ballot By Mail	Provisional Ballots	Limited Ballots
REP Evan Young	1,081	51.35%	<div style="width: 51.35%;"><div style="width: 51.35%;"></div></div>	290	777	13	1	0
DEM Julia Maldonado	1,024	48.65%	<div style="width: 48.65%;"><div style="width: 48.65%;"></div></div>	246	750	26	2	0
Total Votes Cast	2,105	100.00%	<div style="width: 100.00%;"><div style="width: 100.00%;"></div></div>	536	1,527	39	3	0
Overvotes	0			0	0	0	0	0
Undervotes	59			15	39	5	0	0
Contest Totals	2,164			551	1,566	44	3	0

### Judge, Court of Criminal Appeals, Place 5

Vote For 1

	TOTAL	VOTE %		Election Day	Early Voting	Ballot By Mail	Provisional Ballots	Limited Ballots
REP Scott Walker	1,080	51.63%	<div style="width: 51.63%;"><div style="width: 51.63%;"></div></div>	292	776	11	1	0
DEM Dana Huffman	1,012	48.37%	<div style="width: 48.37%;"><div style="width: 48.37%;"></div></div>	240	743	27	2	0
Total Votes Cast	2,092	100.00%	<div style="width: 100.00%;"><div style="width: 100.00%;"></div></div>	532	1,519	38	3	0
Overvotes	0			0	0	0	0	0
Undervotes	72			19	47	6	0	0
Contest Totals	2,164			551	1,566	44	3	0

## PCT 157

### Judge, Court of Criminal Appeals, Place 6

Vote For 1

	TOTAL	VOTE %		Election Day	Early Voting	Ballot By Mail	Provisional Ballots	Limited Ballots
REP Jesse F. McClure, III	1,084	51.92%	<div style="width: 51.92%;"><div style="width: 51.92%;"></div></div>	291	780	12	1	0
DEM Robert Johnson	1,004	48.08%	<div style="width: 48.08%;"><div style="width: 48.08%;"></div></div>	239	738	25	2	0
Total Votes Cast	2,088	100.00%	<div style="width: 100.00%;"><div style="width: 100.00%;"></div></div>	530	1,518	37	3	0
Overvotes	0			0	0	0	0	0
Undervotes	76			21	48	7	0	0
Contest Totals	2,164			551	1,566	44	3	0

### Member, State Board of Education, District 12 CCD

Vote For 1

	TOTAL	VOTE %		Election Day	Early Voting	Ballot By Mail	Provisional Ballots	Limited Ballots
REP Pam Little	1,065	50.76%	<div style="width: 50.76%;"><div style="width: 50.76%;"></div></div>	277	774	13	1	0
DEM Alex Cornwallis	981	46.76%	<div style="width: 46.76%;"><div style="width: 46.76%;"></div></div>	229	725	25	2	0
LIB Christy Mowrey	51	2.43%	<div style="width: 2.43%;"><div style="width: 2.43%;"></div></div>	20	31	0	0	0
Write-In Totals	1	0.05%	<div style="width: 0.05%;"><div style="width: 0.05%;"></div></div>	1	0	0	0	0
Total Votes Cast	2,098	100.00%	<div style="width: 100.00%;"><div style="width: 100.00%;"></div></div>	527	1,530	38	3	0
Overvotes	0			0	0	0	0	0
Undervotes	66			24	36	6	0	0
Contest Totals	2,164			551	1,566	44	3	0

### State Senator, District 8

Vote For 1

	TOTAL	VOTE %		Election Day	Early Voting	Ballot By Mail	Provisional Ballots	Limited Ballots
REP Angela Paxton	1,010	47.94%	<div style="width: 47.94%;"><div style="width: 47.94%;"></div></div>	275	721	13	1	0
DEM Jonathan Cocks	1,045	49.60%	<div style="width: 49.60%;"><div style="width: 49.60%;"></div></div>	245	769	29	2	0
LIB Edward Kless	52	2.47%	<div style="width: 2.47%;"><div style="width: 2.47%;"></div></div>	10	42	0	0	0
Total Votes Cast	2,107	100.00%	<div style="width: 100.00%;"><div style="width: 100.00%;"></div></div>	530	1,532	42	3	0
Overvotes	0			0	0	0	0	0
Undervotes	57			21	34	2	0	0
Contest Totals	2,164			551	1,566	44	3	0

### State Representative, District 67

Vote For 1

	TOTAL	VOTE %		Election Day	Early Voting	Ballot By Mail	Provisional Ballots	Limited Ballots
REP Jeff Leach	1,108	52.51%	<div style="width: 52.51%;"><div style="width: 52.51%;"></div></div>	291	800	16	1	0
DEM Kevin Morris	1,002	47.49%	<div style="width: 47.49%;"><div style="width: 47.49%;"></div></div>	240	735	25	2	0
Total Votes Cast	2,110	100.00%	<div style="width: 100.00%;"><div style="width: 100.00%;"></div></div>	531	1,535	41	3	0
Overvotes	0			0	0	0	0	0
Undervotes	54			20	31	3	0	0
Contest Totals	2,164			551	1,566	44	3	0

## PCT 157

### Justice, 5th Court of Appeals District, Place 4

Vote For 1

	TOTAL	VOTE %		Election Day	Early Voting	Ballot By Mail	Provisional Ballots	Limited Ballots
REP Emily A. Miskel	1,094	52.39%	<div style="width: 52.39%;"><div style="width: 52.39%;"></div></div>	290	792	11	1	0
DEM Maricela Moore	994	47.61%	<div style="width: 47.61%;"><div style="width: 47.61%;"></div></div>	242	724	26	2	0
Total Votes Cast	2,088	100.00%	<div style="width: 100.00%;"><div style="width: 100.00%;"></div></div>	532	1,516	37	3	0
Overvotes	0			0	0	0	0	0
Undervotes	76			19	50	7	0	0
Contest Totals	2,164			551	1,566	44	3	0

### Justice, 5th Court of Appeals District, Place 7

Vote For 1

	TOTAL	VOTE %		Election Day	Early Voting	Ballot By Mail	Provisional Ballots	Limited Ballots
REP Kristina Williams	1,081	51.77%	<div style="width: 51.77%;"><div style="width: 51.77%;"></div></div>	286	783	11	1	0
DEM Nancy Kennedy	1,007	48.23%	<div style="width: 48.23%;"><div style="width: 48.23%;"></div></div>	245	734	26	2	0
Total Votes Cast	2,088	100.00%	<div style="width: 100.00%;"><div style="width: 100.00%;"></div></div>	531	1,517	37	3	0
Overvotes	0			0	0	0	0	0
Undervotes	76			20	49	7	0	0
Contest Totals	2,164			551	1,566	44	3	0

### County Judge CCD

Vote For 1

	TOTAL	VOTE %		Election Day	Early Voting	Ballot By Mail	Provisional Ballots	Limited Ballots
REP Chris Hill	1,082	51.35%	<div style="width: 51.35%;"><div style="width: 51.35%;"></div></div>	289	781	11	1	0
DEM Joshua Murray	1,025	48.65%	<div style="width: 48.65%;"><div style="width: 48.65%;"></div></div>	243	751	29	2	0
Total Votes Cast	2,107	100.00%	<div style="width: 100.00%;"><div style="width: 100.00%;"></div></div>	532	1,532	40	3	0
Overvotes	0			0	0	0	0	0
Undervotes	57			19	34	4	0	0
Contest Totals	2,164			551	1,566	44	3	0

### District Clerk CCD

Vote For 1




	TOTAL	VOTE %		Election Day	Early Voting	Ballot By Mail	Provisional Ballots	Limited Ballots
REP Mike Gould	1,097	52.51%	<div style="width: 52.51%;"><div style="width: 52.51%;"></div></div>	285	799	12	1	0
DEM David Brignac	992	47.49%	<div style="width: 47.49%;"><div style="width: 47.49%;"></div></div>	242	722	26	2	0
Total Votes Cast	2,089	100.00%	<div style="width: 100.00%;"><div style="width: 100.00%;"></div></div>	527	1,521	38	3	0
Overvotes	0			0	0	0	0	0
Undervotes	75			24	45	6	0	0
Contest Totals	2,164			551	1,566	44	3	0



## PCT 157

### County Commissioner, Precinct 4

Vote For 1

	TOTAL	VOTE %		Election Day	Early Voting	Ballot By Mail	Provisional Ballots	Limited Ballots
REP Duncan Webb	1,092	52.35%		287	792	12	1	0
DEM Jeffrey Williams	994	47.65%		239	728	25	2	0
Total Votes Cast	2,086	100.00%		526	1,520	37	3	0
Overvotes	0			0	0	0	0	0
Undervotes	78			25	46	7	0	0
Contest Totals	2,164			551	1,566	44	3	0

## PCT 158

### U. S. Representative, District 4

Vote For 1

	TOTAL	VOTE %	Election Day	Early Voting	Ballot By Mail	Provisional Ballots	Limited Ballots
REP Pat Fallon	619	44.37%	211	398	10	0	0
DEM Iro Omere	739	52.97%	211	513	14	1	0
LIB John Simmons	37	2.65%	17	17	3	0	0
Total Votes Cast	1,395	100.00%	439	928	27	1	0
Overvotes	0		0	0	0	0	0
Undervotes	32		11	20	1	0	0
Contest Totals	1,427		450	948	28	1	0

### Governor

Vote For 1

	TOTAL	VOTE %	Election Day	Early Voting	Ballot By Mail	Provisional Ballots	Limited Ballots
REP Greg Abbott	611	42.97%	200	400	11	0	0
DEM Beto O'Rourke	787	55.34%	234	538	14	1	0
LIB Mark Tippetts	20	1.41%	10	7	3	0	0
GRN Delilah Barrios	3	0.21%	2	1	0	0	0
Write-In Totals	2	0.14%	0	2	0	0	0
Total Votes Cast	1,422	100.00%	446	947	28	1	0
Overvotes	0		0	0	0	0	0
Undervotes	5		4	1	0	0	0
Contest Totals	1,427		450	948	28	1	0

### Lieutenant Governor

Vote For 1

	TOTAL	VOTE %	Election Day	Early Voting	Ballot By Mail	Provisional Ballots	Limited Ballots
REP Dan Patrick	598	42.50%	204	385	9	0	0
DEM Mike Collier	773	54.94%	223	534	15	1	0
LIB Shanna Steele	36	2.56%	15	18	3	0	0
Total Votes Cast	1,407	100.00%	442	937	27	1	0
Overvotes	0		0	0	0	0	0
Undervotes	20		8	11	1	0	0
Contest Totals	1,427		450	948	28	1	0

### Attorney General

Vote For 1

	TOTAL	VOTE %	Election Day	Early Voting	Ballot By Mail	Provisional Ballots	Limited Ballots
REP Ken Paxton	584	41.83%	198	375	11	0	0
DEM Rochelle Mercedes Garza	770	55.16%	229	526	14	1	0
LIB Mark Ash	42	3.01%	13	26	3	0	0
Total Votes Cast	1,396	100.00%	440	927	28	1	0
Overvotes	0		0	0	0	0	0
Undervotes	31		10	21	0	0	0
Contest Totals	1,427		450	948	28	1	0

## PCT 158

### Comptroller of Public Accounts

Vote For 1

	TOTAL	VOTE %	Election Day	Early Voting	Ballot By Mail	Provisional Ballots	Limited Ballots
REP Glenn Hegar	640	46.01%	220	409	11	0	0
DEM Janet T. Dudding	731	52.55%	205	511	14	1	0
LIB V. Alonzo Echevarria-Garza	20	1.44%	9	9	2	0	0
Total Votes Cast	1,391	100.00%	434	929	27	1	0
Overvotes	0		0	0	0	0	0
Undervotes	36		16	19	1	0	0
Contest Totals	1,427		450	948	28	1	0

### Commissioner of the General Land Office

Vote For 1

	TOTAL	VOTE %	Election Day	Early Voting	Ballot By Mail	Provisional Ballots	Limited Ballots
REP Dawn Buckingham	640	46.08%	218	410	12	0	0
DEM Jay Kleberg	733	52.77%	211	507	14	1	0
GRN Alfred Molison, Jr	14	1.01%	6	8	0	0	0
Write-In Totals	2	0.14%	1	1	0	0	0
Total Votes Cast	1,389	100.00%	436	926	26	1	0
Overvotes	0		0	0	0	0	0
Undervotes	38		14	22	2	0	0
Contest Totals	1,427		450	948	28	1	0

### Commissioner of Agriculture

Vote For 1

	TOTAL	VOTE %	Election Day	Early Voting	Ballot By Mail	Provisional Ballots	Limited Ballots
REP Sid Miller	645	46.67%	218	415	12	0	0
DEM Susan Hays	737	53.33%	213	510	13	1	0
Total Votes Cast	1,382	100.00%	431	925	25	1	0
Overvotes	0		0	0	0	0	0
Undervotes	45		19	23	3	0	0
Contest Totals	1,427		450	948	28	1	0

### Railroad Commissioner

Vote For 1

	TOTAL	VOTE %	Election Day	Early Voting	Ballot By Mail	Provisional Ballots	Limited Ballots
REP Wayne Christian	632	45.47%	212	409	11	0	0
DEM Luke Warford	720	51.80%	203	503	13	1	0
LIB Jaime Andres Diez	28	2.01%	12	14	2	0	0
GRN Hunter Wayne Crow	10	0.72%	5	5	0	0	0
Total Votes Cast	1,390	100.00%	432	931	26	1	0
Overvotes	0		0	0	0	0	0
Undervotes	37		18	17	2	0	0
Contest Totals	1,427		450	948	28	1	0

## PCT 158

### Justice, Supreme Court, Place 3

Vote For 1

	TOTAL	VOTE %	Election Day	Early Voting	Ballot By Mail	Provisional Ballots	Limited Ballots
REP Debra Lehrmann	609	43.97%	207	392	10	0	0
DEM Erin A. Nowell	749	54.08%	217	518	13	1	0
LIB Thomas Edward Oxford	27	1.95%	10	14	3	0	0
Total Votes Cast	1,385	100.00%	434	924	26	1	0
Overvotes	0		0	0	0	0	0
Undervotes	42		16	24	2	0	0
Contest Totals	1,427		450	948	28	1	0

### Justice, Supreme Court, Place 5

Vote For 1

	TOTAL	VOTE %	Election Day	Early Voting	Ballot By Mail	Provisional Ballots	Limited Ballots
REP Rebeca Huddle	627	45.34%	207	408	12	0	0
DEM Amanda Reichel	756	54.66%	227	515	13	1	0
Total Votes Cast	1,383	100.00%	434	923	25	1	0
Overvotes	0		0	0	0	0	0
Undervotes	44		16	25	3	0	0
Contest Totals	1,427		450	948	28	1	0

### Justice, Supreme Court, Place 9

Vote For 1

	TOTAL	VOTE %	Election Day	Early Voting	Ballot By Mail	Provisional Ballots	Limited Ballots
REP Evan Young	614	44.46%	204	398	12	0	0
DEM Julia Maldonado	767	55.54%	228	525	13	1	0
Total Votes Cast	1,381	100.00%	432	923	25	1	0
Overvotes	0		0	0	0	0	0
Undervotes	46		18	25	3	0	0
Contest Totals	1,427		450	948	28	1	0

### Judge, Court of Criminal Appeals, Place 5

Vote For 1

	TOTAL	VOTE %	Election Day	Early Voting	Ballot By Mail	Provisional Ballots	Limited Ballots
REP Scott Walker	621	44.93%	211	398	12	0	0
DEM Dana Huffman	761	55.07%	221	525	14	1	0
Total Votes Cast	1,382	100.00%	432	923	26	1	0
Overvotes	0		0	0	0	0	0
Undervotes	45		18	25	2	0	0
Contest Totals	1,427		450	948	28	1	0

## PCT 158

### Judge, Court of Criminal Appeals, Place 6

Vote For 1

	TOTAL	VOTE %		Election Day	Early Voting	Ballot By Mail	Provisional Ballots	Limited Ballots
REP Jesse F. McClure, III	625	45.59%		210	403	12	0	0
DEM Robert Johnson	746	54.41%		218	514	13	1	0
Total Votes Cast	1,371	100.00%		428	917	25	1	0
Overvotes	0			0	0	0	0	0
Undervotes	56			22	31	3	0	0
Contest Totals	1,427			450	948	28	1	0

### Member, State Board of Education, District 12 CCD

Vote For 1

	TOTAL	VOTE %		Election Day	Early Voting	Ballot By Mail	Provisional Ballots	Limited Ballots
REP Pam Little	608	43.93%		202	396	10	0	0
DEM Alex Cornwallis	734	53.03%		217	502	14	1	0
LIB Christy Mowrey	41	2.96%		13	25	3	0	0
Write-In Totals	1	0.07%		1	0	0	0	0
Total Votes Cast	1,384	100.00%		433	923	27	1	0
Overvotes	0			0	0	0	0	0
Undervotes	43			17	25	1	0	0
Contest Totals	1,427			450	948	28	1	0

### State Senator, District 8

Vote For 1

	TOTAL	VOTE %		Election Day	Early Voting	Ballot By Mail	Provisional Ballots	Limited Ballots
REP Angela Paxton	601	43.42%		204	387	10	0	0
DEM Jonathan Cocks	742	53.61%		214	513	14	1	0
LIB Edward Kless	41	2.96%		16	22	3	0	0
Total Votes Cast	1,384	100.00%		434	922	27	1	0
Overvotes	0			0	0	0	0	0
Undervotes	43			16	26	1	0	0
Contest Totals	1,427			450	948	28	1	0

### Justice, 5th Court of Appeals District, Place 4

Vote For 1

	TOTAL	VOTE %		Election Day	Early Voting	Ballot By Mail	Provisional Ballots	Limited Ballots
REP Emily A. Miskel	628	45.74%		212	404	12	0	0
DEM Maricela Moore	745	54.26%		214	516	14	1	0
Total Votes Cast	1,373	100.00%		426	920	26	1	0
Overvotes	0			0	0	0	0	0
Undervotes	54			24	28	2	0	0
Contest Totals	1,427			450	948	28	1	0

## PCT 158

### Justice, 5th Court of Appeals District, Place 7

Vote For 1

	TOTAL	VOTE %	Election Day	Early Voting	Ballot By Mail	Provisional Ballots	Limited Ballots
REP Kristina Williams	616	44.87%	206	398	12	0	0
DEM Nancy Kennedy	757	55.13%	224	518	14	1	0
Total Votes Cast	1,373	100.00%	430	916	26	1	0
Overvotes	0		0	0	0	0	0
Undervotes	54		20	32	2	0	0
Contest Totals	1,427		450	948	28	1	0

### County Judge CCD

Vote For 1

	TOTAL	VOTE %	Election Day	Early Voting	Ballot By Mail	Provisional Ballots	Limited Ballots
REP Chris Hill	634	45.74%	214	410	10	0	0
DEM Joshua Murray	752	54.26%	221	514	16	1	0
Total Votes Cast	1,386	100.00%	435	924	26	1	0
Overvotes	0		0	0	0	0	0
Undervotes	41		15	24	2	0	0
Contest Totals	1,427		450	948	28	1	0

### District Clerk CCD

Vote For 1

	TOTAL	VOTE %	Election Day	Early Voting	Ballot By Mail	Provisional Ballots	Limited Ballots
REP Mike Gould	635	45.98%	217	406	12	0	0
DEM David Brignac	746	54.02%	216	515	14	1	0
Total Votes Cast	1,381	100.00%	433	921	26	1	0
Overvotes	0		0	0	0	0	0
Undervotes	46		17	27	2	0	0
Contest Totals	1,427		450	948	28	1	0

### Justice of the Peace, Precinct 3

Vote For 1

	TOTAL	VOTE %	Election Day	Early Voting	Ballot By Mail	Provisional Ballots	Limited Ballots
REP Mike Missildine	631	45.76%	214	405	12	0	0
DEM Irvin Lynn Barrett	748	54.24%	217	516	14	1	0
Total Votes Cast	1,379	100.00%	431	921	26	1	0
Overvotes	0		0	0	0	0	0
Undervotes	48		19	27	2	0	0
Contest Totals	1,427		450	948	28	1	0

## PCT 158

### Plano ISD - Proposition A

Vote For 1

	TOTAL	VOTE %		Election Day	Early Voting	Ballot By Mail	Provisional Ballots	Limited Ballots
For	617	47.53%	<div style="width: 47.53%;"><div style="width: 47.53%;"></div></div>	189	416	11	1	0
Against	681	52.47%	<div style="width: 52.47%;"><div style="width: 52.47%;"></div></div>	216	452	13	0	0
Total Votes Cast	1,298	100.00%	<div style="width: 100.00%;"><div style="width: 100.00%;"></div></div>	405	868	24	1	0
Overvotes	0			0	0	0	0	0
Undervotes	129			45	80	4	0	0
Contest Totals	1,427			450	948	28	1	0

### Plano ISD - Proposition B

Vote For 1

	TOTAL	VOTE %		Election Day	Early Voting	Ballot By Mail	Provisional Ballots	Limited Ballots
For	669	51.23%	<div style="width: 51.23%;"><div style="width: 51.23%;"></div></div>	212	445	11	1	0
Against	637	48.77%	<div style="width: 48.77%;"><div style="width: 48.77%;"></div></div>	195	427	15	0	0
Total Votes Cast	1,306	100.00%	<div style="width: 100.00%;"><div style="width: 100.00%;"></div></div>	407	872	26	1	0
Overvotes	0			0	0	0	0	0
Undervotes	121			43	76	2	0	0
Contest Totals	1,427			450	948	28	1	0

### Plano ISD - Proposition C

Vote For 1

	TOTAL	VOTE %		Election Day	Early Voting	Ballot By Mail	Provisional Ballots	Limited Ballots
For	695	53.22%	<div style="width: 53.22%;"><div style="width: 53.22%;"></div></div>	221	461	12	1	0
Against	611	46.78%	<div style="width: 46.78%;"><div style="width: 46.78%;"></div></div>	187	410	14	0	0
Total Votes Cast	1,306	100.00%	<div style="width: 100.00%;"><div style="width: 100.00%;"></div></div>	408	871	26	1	0
Overvotes	0			0	0	0	0	0
Undervotes	121			42	77	2	0	0
Contest Totals	1,427			450	948	28	1	0

### Plano ISD - Proposition D




Vote For 1

	TOTAL	VOTE %		Election Day	Early Voting	Ballot By Mail	Provisional Ballots	Limited Ballots
For	597	46.03%	<div style="width: 46.03%;"><div style="width: 46.03%;"></div></div>	192	396	8	1	0
Against	700	53.97%	<div style="width: 53.97%;"><div style="width: 53.97%;"></div></div>	211	471	18	0	0
Total Votes Cast	1,297	100.00%	<div style="width: 100.00%;"><div style="width: 100.00%;"></div></div>	403	867	26	1	0
Overvotes	0			0	0	0	0	0
Undervotes	130			47	81	2	0	0
Contest Totals	1,427			450	948	28	1	0

## PCT 158

### Plano ISD - Proposition E

Vote For 1

	TOTAL	VOTE %		Election Day	Early Voting	Ballot By Mail	Provisional Ballots	Limited Ballots
For	539	41.53%		185	343	10	1	0
Against	759	58.47%		219	524	16	0	0
Total Votes Cast	1,298	100.00%		404	867	26	1	0
Overvotes	0			0	0	0	0	0
Undervotes	129			46	81	2	0	0
Contest Totals	1,427			450	948	28	1	0



## PCT 159

### U. S. Representative District 3

Vote For 1

	TOTAL	VOTE %	Election Day	Early Voting	Ballot By Mail	Provisional Ballots	Limited Ballots
REP Keith Self	711	50.39%	212	487	11	1	0
DEM Sandeep Srivastava	663	46.99%	200	450	13	0	0
LIB Christopher Claytor	37	2.62%	17	19	1	0	0
Total Votes Cast	1,411	100.00%	429	956	25	1	0
Overvotes	0		0	0	0	0	0
Undervotes	34		13	20	1	0	0
Contest Totals	1,445		442	976	26	1	0

### Governor

Vote For 1

	TOTAL	VOTE %	Election Day	Early Voting	Ballot By Mail	Provisional Ballots	Limited Ballots
REP Greg Abbott	694	48.26%	193	490	10	1	0
DEM Beto O'Rourke	722	50.21%	231	477	14	0	0
LIB Mark Tippetts	17	1.18%	12	4	1	0	0
GRN Delilah Barrios	5	0.35%	3	1	1	0	0
Write-In Totals	0	0.00%	0	0	0	0	0
Total Votes Cast	1,438	100.00%	439	972	26	1	0
Overvotes	0		0	0	0	0	0
Undervotes	7		3	4	0	0	0
Contest Totals	1,445		442	976	26	1	0

### Lieutenant Governor

Vote For 1

	TOTAL	VOTE %	Election Day	Early Voting	Ballot By Mail	Provisional Ballots	Limited Ballots
REP Dan Patrick	675	47.74%	199	467	8	1	0
DEM Mike Collier	700	49.50%	207	478	15	0	0
LIB Shanna Steele	39	2.76%	21	15	3	0	0
Total Votes Cast	1,414	100.00%	427	960	26	1	0
Overvotes	0		0	0	0	0	0
Undervotes	31		15	16	0	0	0
Contest Totals	1,445		442	976	26	1	0

### Attorney General

Vote For 1

	TOTAL	VOTE %	Election Day	Early Voting	Ballot By Mail	Provisional Ballots	Limited Ballots
REP Ken Paxton	658	47.03%	190	459	8	1	0
DEM Rochelle Mercedes Garza	692	49.46%	211	467	14	0	0
LIB Mark Ash	49	3.50%	20	25	4	0	0
Total Votes Cast	1,399	100.00%	421	951	26	1	0
Overvotes	0		0	0	0	0	0
Undervotes	46		21	25	0	0	0
Contest Totals	1,445		442	976	26	1	0

## PCT 159

### Comptroller of Public Accounts

Vote For 1

	TOTAL	VOTE %	Election Day	Early Voting	Ballot By Mail	Provisional Ballots	Limited Ballots
REP Glenn Hegar	718	51.36%	210	495	12	1	0
DEM Janet T. Dudding	641	45.85%	195	433	13	0	0
LIB V. Alonzo Echevarria-Garza	39	2.79%	18	20	1	0	0
Total Votes Cast	1,398	100.00%	423	948	26	1	0
Overvotes	0		0	0	0	0	0
Undervotes	47		19	28	0	0	0
Contest Totals	1,445		442	976	26	1	0

### Commissioner of the General Land Office

Vote For 1

	TOTAL	VOTE %	Election Day	Early Voting	Ballot By Mail	Provisional Ballots	Limited Ballots
REP Dawn Buckingham	707	50.72%	206	490	10	1	0
DEM Jay Kleberg	666	47.78%	201	450	15	0	0
GRN Alfred Molison, Jr	20	1.43%	12	8	0	0	0
Write-In Totals	1	0.07%	0	1	0	0	0
Total Votes Cast	1,394	100.00%	419	949	25	1	0
Overvotes	0		0	0	0	0	0
Undervotes	51		23	27	1	0	0
Contest Totals	1,445		442	976	26	1	0

### Commissioner of Agriculture

Vote For 1

	TOTAL	VOTE %	Election Day	Early Voting	Ballot By Mail	Provisional Ballots	Limited Ballots
REP Sid Miller	714	51.63%	206	497	10	1	0
DEM Susan Hays	669	48.37%	206	448	15	0	0
Total Votes Cast	1,383	100.00%	412	945	25	1	0
Overvotes	0		0	0	0	0	0
Undervotes	62		30	31	1	0	0
Contest Totals	1,445		442	976	26	1	0

### Railroad Commissioner

Vote For 1

	TOTAL	VOTE %	Election Day	Early Voting	Ballot By Mail	Provisional Ballots	Limited Ballots
REP Wayne Christian	703	50.58%	202	490	10	1	0
DEM Luke Warford	635	45.68%	188	433	14	0	0
LIB Jaime Andres Diez	37	2.66%	21	15	1	0	0
GRN Hunter Wayne Crow	15	1.08%	7	8	0	0	0
Total Votes Cast	1,390	100.00%	418	946	25	1	0
Overvotes	0		0	0	0	0	0
Undervotes	55		24	30	1	0	0
Contest Totals	1,445		442	976	26	1	0

## PCT 159

### Justice, Supreme Court, Place 3

Vote For 1

	TOTAL	VOTE %		Election Day	Early Voting	Ballot By Mail	Provisional Ballots	Limited Ballots
REP Debra Lehrmann	717	51.21%	<div style="width: 51.21%;"><div style="width: 51.21%;"></div></div>	207	500	9	1	0
DEM Erin A. Nowell	659	47.07%	<div style="width: 47.07%;"><div style="width: 47.07%;"></div></div>	203	441	15	0	0
LIB Thomas Edward Oxford	24	1.71%	<div style="width: 1.71%;"><div style="width: 1.71%;"></div></div>	14	9	1	0	0
Total Votes Cast	1,400	100.00%	<div style="width: 100.00%;"><div style="width: 100.00%;"></div></div>	424	950	25	1	0
Overvotes	0			0	0	0	0	0
Undervotes	45			18	26	1	0	0
Contest Totals	1,445			442	976	26	1	0

### Justice, Supreme Court, Place 5

Vote For 1

	TOTAL	VOTE %		Election Day	Early Voting	Ballot By Mail	Provisional Ballots	Limited Ballots
REP Rebeca Huddle	720	51.69%	<div style="width: 51.69%;"><div style="width: 51.69%;"></div></div>	208	501	10	1	0
DEM Amanda Reichel	673	48.31%	<div style="width: 48.31%;"><div style="width: 48.31%;"></div></div>	211	447	15	0	0
Total Votes Cast	1,393	100.00%	<div style="width: 100.00%;"><div style="width: 100.00%;"></div></div>	419	948	25	1	0
Overvotes	0			0	0	0	0	0
Undervotes	52			23	28	1	0	0
Contest Totals	1,445			442	976	26	1	0

### Justice, Supreme Court, Place 9

Vote For 1

	TOTAL	VOTE %		Election Day	Early Voting	Ballot By Mail	Provisional Ballots	Limited Ballots
REP Evan Young	714	51.22%	<div style="width: 51.22%;"><div style="width: 51.22%;"></div></div>	205	499	9	1	0
DEM Julia Maldonado	680	48.78%	<div style="width: 48.78%;"><div style="width: 48.78%;"></div></div>	213	451	16	0	0
Total Votes Cast	1,394	100.00%	<div style="width: 100.00%;"><div style="width: 100.00%;"></div></div>	418	950	25	1	0
Overvotes	0			0	0	0	0	0
Undervotes	51			24	26	1	0	0
Contest Totals	1,445			442	976	26	1	0

### Judge, Court of Criminal Appeals, Place 5

Vote For 1

	TOTAL	VOTE %		Election Day	Early Voting	Ballot By Mail	Provisional Ballots	Limited Ballots
REP Scott Walker	714	51.48%	<div style="width: 51.48%;"><div style="width: 51.48%;"></div></div>	209	494	10	1	0
DEM Dana Huffman	673	48.52%	<div style="width: 48.52%;"><div style="width: 48.52%;"></div></div>	207	451	15	0	0
Total Votes Cast	1,387	100.00%	<div style="width: 100.00%;"><div style="width: 100.00%;"></div></div>	416	945	25	1	0
Overvotes	0			0	0	0	0	0
Undervotes	58			26	31	1	0	0
Contest Totals	1,445			442	976	26	1	0

## PCT 159

### Judge, Court of Criminal Appeals, Place 6

Vote For 1

	TOTAL	VOTE %		Election Day	Early Voting	Ballot By Mail	Provisional Ballots	Limited Ballots
REP Jesse F. McClure, III	712	51.26%	<div style="width: 51.26%;"><div style="width: 51.26%;"></div></div>	204	497	10	1	0
DEM Robert Johnson	677	48.74%	<div style="width: 48.74%;"><div style="width: 48.74%;"></div></div>	212	450	15	0	0
Total Votes Cast	1,389	100.00%	<div style="width: 100.00%;"><div style="width: 100.00%;"></div></div>	416	947	25	1	0
Overvotes	0			0	0	0	0	0
Undervotes	56			26	29	1	0	0
Contest Totals	1,445			442	976	26	1	0

### Member, State Board of Education, District 12 CCD

Vote For 1

	TOTAL	VOTE %		Election Day	Early Voting	Ballot By Mail	Provisional Ballots	Limited Ballots
REP Pam Little	687	49.46%	<div style="width: 49.46%;"><div style="width: 49.46%;"></div></div>	194	482	10	1	0
DEM Alex Cornwallis	655	47.16%	<div style="width: 47.16%;"><div style="width: 47.16%;"></div></div>	197	443	15	0	0
LIB Christy Mowrey	47	3.38%	<div style="width: 3.38%;"><div style="width: 3.38%;"></div></div>	25	22	0	0	0
Write-In Totals	0	0.00%	<div style="width: 0.00%;"><div style="width: 0.00%;"></div></div>	0	0	0	0	0
Total Votes Cast	1,389	100.00%	<div style="width: 100.00%;"><div style="width: 100.00%;"></div></div>	416	947	25	1	0
Overvotes	0			0	0	0	0	0
Undervotes	56			26	29	1	0	0
Contest Totals	1,445			442	976	26	1	0

### State Senator, District 8

Vote For 1

	TOTAL	VOTE %		Election Day	Early Voting	Ballot By Mail	Provisional Ballots	Limited Ballots
REP Angela Paxton	679	48.67%	<div style="width: 48.67%;"><div style="width: 48.67%;"></div></div>	201	469	8	1	0
DEM Jonathan Cocks	682	48.89%	<div style="width: 48.89%;"><div style="width: 48.89%;"></div></div>	205	462	15	0	0
LIB Edward Kless	34	2.44%	<div style="width: 2.44%;"><div style="width: 2.44%;"></div></div>	17	15	2	0	0
Total Votes Cast	1,395	100.00%	<div style="width: 100.00%;"><div style="width: 100.00%;"></div></div>	423	946	25	1	0
Overvotes	0			0	0	0	0	0
Undervotes	50			19	30	1	0	0
Contest Totals	1,445			442	976	26	1	0

### Justice, 5th Court of Appeals District, Place 4

Vote For 1

	TOTAL	VOTE %		Election Day	Early Voting	Ballot By Mail	Provisional Ballots	Limited Ballots
REP Emily A. Miskel	720	52.17%	<div style="width: 52.17%;"><div style="width: 52.17%;"></div></div>	209	501	9	1	0
DEM Maricela Moore	660	47.83%	<div style="width: 47.83%;"><div style="width: 47.83%;"></div></div>	206	438	16	0	0
Total Votes Cast	1,380	100.00%	<div style="width: 100.00%;"><div style="width: 100.00%;"></div></div>	415	939	25	1	0
Overvotes	0			0	0	0	0	0
Undervotes	65			27	37	1	0	0
Contest Totals	1,445			442	976	26	1	0

## PCT 159

### Justice, 5th Court of Appeals District, Place 7

Vote For 1

	TOTAL	VOTE %		Election Day	Early Voting	Ballot By Mail	Provisional Ballots	Limited Ballots
REP Kristina Williams	705	50.79%	<div style="width: 50.79%;"><div style="width: 50.79%;"></div></div>	208	486	10	1	0
DEM Nancy Kennedy	683	49.21%	<div style="width: 49.21%;"><div style="width: 49.21%;"></div></div>	208	460	15	0	0
Total Votes Cast	1,388	100.00%	<div style="width: 100.00%;"><div style="width: 100.00%;"></div></div>	416	946	25	1	0
Overvotes	0			0	0	0	0	0
Undervotes	57			26	30	1	0	0
Contest Totals	1,445			442	976	26	1	0

### County Judge CCD

Vote For 1

	TOTAL	VOTE %		Election Day	Early Voting	Ballot By Mail	Provisional Ballots	Limited Ballots
REP Chris Hill	716	51.36%	<div style="width: 51.36%;"><div style="width: 51.36%;"></div></div>	205	500	10	1	0
DEM Joshua Murray	678	48.64%	<div style="width: 48.64%;"><div style="width: 48.64%;"></div></div>	212	451	15	0	0
Total Votes Cast	1,394	100.00%	<div style="width: 100.00%;"><div style="width: 100.00%;"></div></div>	417	951	25	1	0
Overvotes	0			0	0	0	0	0
Undervotes	51			25	25	1	0	0
Contest Totals	1,445			442	976	26	1	0

### District Clerk CCD

Vote For 1

	TOTAL	VOTE %		Election Day	Early Voting	Ballot By Mail	Provisional Ballots	Limited Ballots
REP Mike Gould	727	52.57%	<div style="width: 52.57%;"><div style="width: 52.57%;"></div></div>	212	503	11	1	0
DEM David Brignac	656	47.43%	<div style="width: 47.43%;"><div style="width: 47.43%;"></div></div>	202	440	14	0	0
Total Votes Cast	1,383	100.00%	<div style="width: 100.00%;"><div style="width: 100.00%;"></div></div>	414	943	25	1	0
Overvotes	0			0	0	0	0	0
Undervotes	62			28	33	1	0	0
Contest Totals	1,445			442	976	26	1	0

### Justice of the Peace, Precinct 3

Vote For 1

	TOTAL	VOTE %		Election Day	Early Voting	Ballot By Mail	Provisional Ballots	Limited Ballots
REP Mike Missildine	717	51.77%	<div style="width: 51.77%;"><div style="width: 51.77%;"></div></div>	207	499	10	1	0
DEM Irvin Lynn Barrett	668	48.23%	<div style="width: 48.23%;"><div style="width: 48.23%;"></div></div>	210	444	14	0	0
Total Votes Cast	1,385	100.00%	<div style="width: 100.00%;"><div style="width: 100.00%;"></div></div>	417	943	24	1	0
Overvotes	0			0	0	0	0	0
Undervotes	60			25	33	2	0	0
Contest Totals	1,445			442	976	26	1	0

## PCT 159

### Wylie ISD - Trustee, Place 1

Vote For 1

	TOTAL	VOTE %	Election Day	Early Voting	Ballot By Mail	Provisional Ballots	Limited Ballots
Jill Palmer	439	36.92%	153	275	10	1	0
Stacie Smith	750	63.08%	186	555	9	0	0
Total Votes Cast	1,189	100.00%	339	830	19	1	0
Overvotes	0		0	0	0	0	0
Undervotes	256		103	146	7	0	0
Contest Totals	1,445		442	976	26	1	0

### Wylie ISD - Trustee, Place 2

Vote For 1

	TOTAL	VOTE %	Election Day	Early Voting	Ballot By Mail	Provisional Ballots	Limited Ballots
Jeffrey Keech	414	36.06%	134	273	6	1	0
Mike Williams	734	63.94%	187	535	12	0	0
Total Votes Cast	1,148	100.00%	321	808	18	1	0
Overvotes	0		0	0	0	0	0
Undervotes	297		121	168	8	0	0
Contest Totals	1,445		442	976	26	1	0

### Wylie ISD - Trustee, Place 5

Vote For 1

	TOTAL	VOTE %	Election Day	Early Voting	Ballot By Mail	Provisional Ballots	Limited Ballots
Virgie Montgomery	730	61.04%	174	546	10	0	0
Kevin Brooks	466	38.96%	163	294	8	1	0
Total Votes Cast	1,196	100.00%	337	840	18	1	0
Overvotes	0		0	0	0	0	0
Undervotes	249		105	136	8	0	0
Contest Totals	1,445		442	976	26	1	0

### Wylie ISD - Trustee, Place 6

Vote For 1

	TOTAL	VOTE %	Election Day	Early Voting	Ballot By Mail	Provisional Ballots	Limited Ballots
Jacob Day	698	61.34%	163	524	11	0	0
Michael Schwerin	440	38.66%	158	273	8	1	0
Total Votes Cast	1,138	100.00%	321	797	19	1	0
Overvotes	0		0	0	0	0	0
Undervotes	307		121	179	7	0	0
Contest Totals	1,445		442	976	26	1	0

## PCT 160

### U. S. Representative District 3

Vote For 1

	TOTAL	VOTE %	Election Day	Early Voting	Ballot By Mail	Provisional Ballots	Limited Ballots
REP Keith Self	249	89.57%	89	154	5	1	0
DEM Sandeep Srivastava	26	9.35%	5	18	3	0	0
LIB Christopher Claytor	3	1.08%	0	3	0	0	0
Total Votes Cast	278	100.00%	94	175	8	1	0
Overvotes	0		0	0	0	0	0
Undervotes	5		1	3	1	0	0
Contest Totals	283		95	178	9	1	0

### Governor

Vote For 1

	TOTAL	VOTE %	Election Day	Early Voting	Ballot By Mail	Provisional Ballots	Limited Ballots
REP Greg Abbott	250	88.65%	88	155	6	1	0
DEM Beto O'Rourke	31	10.99%	6	22	3	0	0
LIB Mark Tippetts	1	0.35%	1	0	0	0	0
GRN Delilah Barrios	0	0.00%	0	0	0	0	0
Write-In Totals	0	0.00%	0	0	0	0	0
Total Votes Cast	282	100.00%	95	177	9	1	0
Overvotes	0		0	0	0	0	0
Undervotes	1		0	1	0	0	0
Contest Totals	283		95	178	9	1	0

### Lieutenant Governor

Vote For 1

	TOTAL	VOTE %	Election Day	Early Voting	Ballot By Mail	Provisional Ballots	Limited Ballots
REP Dan Patrick	243	86.17%	87	150	5	1	0
DEM Mike Collier	35	12.41%	7	24	4	0	0
LIB Shanna Steele	4	1.42%	1	3	0	0	0
Total Votes Cast	282	100.00%	95	177	9	1	0
Overvotes	0		0	0	0	0	0
Undervotes	1		0	1	0	0	0
Contest Totals	283		95	178	9	1	0

### Attorney General

Vote For 1

	TOTAL	VOTE %	Election Day	Early Voting	Ballot By Mail	Provisional Ballots	Limited Ballots
REP Ken Paxton	235	84.23%	84	146	4	1	0
DEM Rochelle Mercedes Garza	34	12.19%	6	24	4	0	0
LIB Mark Ash	10	3.58%	3	7	0	0	0
Total Votes Cast	279	100.00%	93	177	8	1	0
Overvotes	0		0	0	0	0	0
Undervotes	4		2	1	1	0	0
Contest Totals	283		95	178	9	1	0

## PCT 160

### Comptroller of Public Accounts

Vote For 1

	TOTAL	VOTE %	Election Day	Early Voting	Ballot By Mail	Provisional Ballots	Limited Ballots
REP Glenn Hegar	251	89.64%	89	155	6	1	0
DEM Janet T. Dudding	26	9.29%	5	19	2	0	0
LIB V. Alonzo Echevarria-Garza	3	1.07%	1	2	0	0	0
Total Votes Cast	280	100.00%	95	176	8	1	0
Overvotes	0		0	0	0	0	0
Undervotes	3		0	2	1	0	0
Contest Totals	283		95	178	9	1	0

### Commissioner of the General Land Office

Vote For 1

	TOTAL	VOTE %	Election Day	Early Voting	Ballot By Mail	Provisional Ballots	Limited Ballots
REP Dawn Buckingham	248	89.53%	86	155	6	1	0
DEM Jay Kleberg	28	10.11%	8	18	2	0	0
GRN Alfred Molison, Jr	1	0.36%	0	1	0	0	0
Write-In Totals	0	0.00%	0	0	0	0	0
Total Votes Cast	277	100.00%	94	174	8	1	0
Overvotes	0		0	0	0	0	0
Undervotes	6		1	4	1	0	0
Contest Totals	283		95	178	9	1	0

### Commissioner of Agriculture

Vote For 1

	TOTAL	VOTE %	Election Day	Early Voting	Ballot By Mail	Provisional Ballots	Limited Ballots
REP Sid Miller	250	89.93%	85	158	6	1	0
DEM Susan Hays	28	10.07%	9	17	2	0	0
Total Votes Cast	278	100.00%	94	175	8	1	0
Overvotes	0		0	0	0	0	0
Undervotes	5		1	3	1	0	0
Contest Totals	283		95	178	9	1	0

### Railroad Commissioner

Vote For 1

	TOTAL	VOTE %	Election Day	Early Voting	Ballot By Mail	Provisional Ballots	Limited Ballots
REP Wayne Christian	244	87.77%	85	152	6	1	0
DEM Luke Warford	28	10.07%	8	18	2	0	0
LIB Jaime Andres Diez	5	1.80%	2	3	0	0	0
GRN Hunter Wayne Crow	1	0.36%	0	1	0	0	0
Total Votes Cast	278	100.00%	95	174	8	1	0
Overvotes	0		0	0	0	0	0
Undervotes	5		0	4	1	0	0
Contest Totals	283		95	178	9	1	0



## PCT 160

### Justice, Supreme Court, Place 3

Vote For 1

	TOTAL	VOTE %	Election Day	Early Voting	Ballot By Mail	Provisional Ballots	Limited Ballots
REP Debra Lehrmann	247	88.85%	86	154	6	1	0
DEM Erin A. Nowell	26	9.35%	6	18	2	0	0
LIB Thomas Edward Oxford	5	1.80%	1	4	0	0	0
Total Votes Cast	278	100.00%	93	176	8	1	0
Overvotes	0		0	0	0	0	0
Undervotes	5		2	2	1	0	0
Contest Totals	283		95	178	9	1	0

### Justice, Supreme Court, Place 5

Vote For 1

	TOTAL	VOTE %	Election Day	Early Voting	Ballot By Mail	Provisional Ballots	Limited Ballots
REP Rebeca Huddle	249	89.89%	86	156	6	1	0
DEM Amanda Reichel	28	10.11%	7	19	2	0	0
Total Votes Cast	277	100.00%	93	175	8	1	0
Overvotes	0		0	0	0	0	0
Undervotes	6		2	3	1	0	0
Contest Totals	283		95	178	9	1	0

### Justice, Supreme Court, Place 9

Vote For 1

	TOTAL	VOTE %	Election Day	Early Voting	Ballot By Mail	Provisional Ballots	Limited Ballots
REP Evan Young	249	90.22%	87	155	6	1	0
DEM Julia Maldonado	27	9.78%	6	19	2	0	0
Total Votes Cast	276	100.00%	93	174	8	1	0
Overvotes	0		0	0	0	0	0
Undervotes	7		2	4	1	0	0
Contest Totals	283		95	178	9	1	0

### Judge, Court of Criminal Appeals, Place 5

Vote For 1

	TOTAL	VOTE %	Election Day	Early Voting	Ballot By Mail	Provisional Ballots	Limited Ballots
REP Scott Walker	250	90.58%	87	156	6	1	0
DEM Dana Huffman	26	9.42%	6	18	2	0	0
Total Votes Cast	276	100.00%	93	174	8	1	0
Overvotes	0		0	0	0	0	0
Undervotes	7		2	4	1	0	0
Contest Totals	283		95	178	9	1	0

## PCT 160

### Judge, Court of Criminal Appeals, Place 6

Vote For 1

	TOTAL	VOTE %		Election Day	Early Voting	Ballot By Mail	Provisional Ballots	Limited Ballots
REP Jesse F. McClure, III	248	90.51%		87	154	6	1	0
DEM Robert Johnson	26	9.49%		6	18	2	0	0
Total Votes Cast	274	100.00%		93	172	8	1	0
Overvotes	0			0	0	0	0	0
Undervotes	9			2	6	1	0	0
Contest Totals	283			95	178	9	1	0

### Member, State Board of Education, District 12 CCD

Vote For 1

	TOTAL	VOTE %		Election Day	Early Voting	Ballot By Mail	Provisional Ballots	Limited Ballots
REP Pam Little	245	89.74%		85	153	6	1	0
DEM Alex Cornwallis	24	8.79%		5	17	2	0	0
LIB Christy Mowrey	4	1.47%		2	2	0	0	0
Write-In Totals	0	0.00%		0	0	0	0	0
Total Votes Cast	273	100.00%		92	172	8	1	0
Overvotes	0			0	0	0	0	0
Undervotes	10			3	6	1	0	0
Contest Totals	283			95	178	9	1	0

### State Senator, District 8

Vote For 1

	TOTAL	VOTE %		Election Day	Early Voting	Ballot By Mail	Provisional Ballots	Limited Ballots
REP Angela Paxton	240	86.33%		85	149	5	1	0
DEM Jonathan Cocks	31	11.15%		5	22	4	0	0
LIB Edward Kless	7	2.52%		2	5	0	0	0
Total Votes Cast	278	100.00%		92	176	9	1	0
Overvotes	0			0	0	0	0	0
Undervotes	5			3	2	0	0	0
Contest Totals	283			95	178	9	1	0

### State Representative, District 61

Vote For 1

	TOTAL	VOTE %		Election Day	Early Voting	Ballot By Mail	Provisional Ballots	Limited Ballots
REP Frederick Frazier	247	89.49%		87	154	5	1	0
DEM Sheena King	29	10.51%		5	20	4	0	0
Total Votes Cast	276	100.00%		92	174	9	1	0
Overvotes	0			0	0	0	0	0
Undervotes	7			3	4	0	0	0
Contest Totals	283			95	178	9	1	0

## PCT 160

### Justice, 5th Court of Appeals District, Place 4

Vote For 1

	TOTAL	VOTE %	Election Day	Early Voting	Ballot By Mail	Provisional Ballots	Limited Ballots
REP Emily A. Miskel	249	90.55%	87	155	6	1	0
DEM Maricela Moore	26	9.45%	5	19	2	0	0
Total Votes Cast	275	100.00%	92	174	8	1	0
Overvotes	0		0	0	0	0	0
Undervotes	8		3	4	1	0	0
Contest Totals	283		95	178	9	1	0

### Justice, 5th Court of Appeals District, Place 7

Vote For 1

	TOTAL	VOTE %	Election Day	Early Voting	Ballot By Mail	Provisional Ballots	Limited Ballots
REP Kristina Williams	247	90.15%	87	153	6	1	0
DEM Nancy Kennedy	27	9.85%	6	19	2	0	0
Total Votes Cast	274	100.00%	93	172	8	1	0
Overvotes	0		0	0	0	0	0
Undervotes	9		2	6	1	0	0
Contest Totals	283		95	178	9	1	0

### County Judge CCD

Vote For 1

	TOTAL	VOTE %	Election Day	Early Voting	Ballot By Mail	Provisional Ballots	Limited Ballots
REP Chris Hill	249	89.57%	88	155	5	1	0
DEM Joshua Murray	29	10.43%	6	20	3	0	0
Total Votes Cast	278	100.00%	94	175	8	1	0
Overvotes	0		0	0	0	0	0
Undervotes	5		1	3	1	0	0
Contest Totals	283		95	178	9	1	0

### District Clerk CCD

Vote For 1

	TOTAL	VOTE %	Election Day	Early Voting	Ballot By Mail	Provisional Ballots	Limited Ballots
REP Mike Gould	247	90.15%	86	154	6	1	0
DEM David Brignac	27	9.85%	6	19	2	0	0
Total Votes Cast	274	100.00%	92	173	8	1	0
Overvotes	0		0	0	0	0	0
Undervotes	9		3	5	1	0	0
Contest Totals	283		95	178	9	1	0

**PCT 160**

**North Collin County MUD No. 1 - Proposition A**

Vote For 1

	TOTAL	VOTE %	Election Day	Early Voting	Ballot By Mail	Provisional Ballots	Limited Ballots
For	0		0	0	0	0	0
Against	0		0	0	0	0	0
Total Votes Cast	0		0	0	0	0	0
Overvotes	0		0	0	0	0	0
Undervotes	0		0	0	0	0	0
Contest Totals	0		0	0	0	0	0

**North Collin County MUD No. 1 - Directors**

Vote For 5

	TOTAL	VOTE %	Election Day	Early Voting	Ballot By Mail	Provisional Ballots	Limited Ballots
Jack Morris, Jr.	0		0	0	0	0	0
Sajan Babu	0		0	0	0	0	0
Ryan Harkins	0		0	0	0	0	0
Charlotte Edwards	0		0	0	0	0	0
Evelyn Fernandez	0		0	0	0	0	0
Total Votes Cast	0		0	0	0	0	0
Overvotes	0		0	0	0	0	0
Undervotes	0		0	0	0	0	0
Contest Totals	0		0	0	0	0	0

**North Collin County MUD No. 1 - Proposition B**

Vote For 1

	TOTAL	VOTE %	Election Day	Early Voting	Ballot By Mail	Provisional Ballots	Limited Ballots
For	0		0	0	0	0	0
Against	0		0	0	0	0	0
Total Votes Cast	0		0	0	0	0	0
Overvotes	0		0	0	0	0	0
Undervotes	0		0	0	0	0	0
Contest Totals	0		0	0	0	0	0

**North Collin County MUD No. 1 - Proposition C**

Vote For 1

	TOTAL	VOTE %	Election Day	Early Voting	Ballot By Mail	Provisional Ballots	Limited Ballots
For	0		0	0	0	0	0
Against	0		0	0	0	0	0
Total Votes Cast	0		0	0	0	0	0
Overvotes	0		0	0	0	0	0
Undervotes	0		0	0	0	0	0
Contest Totals	0		0	0	0	0	0

**PCT 160**

**North Collin County MUD No. 1 - Proposition D**

Vote For 1

	TOTAL	VOTE %	Election Day	Early Voting	Ballot By Mail	Provisional Ballots	Limited Ballots
For	0		0	0	0	0	0
Against	0		0	0	0	0	0
Total Votes Cast	0		0	0	0	0	0
Overvotes	0		0	0	0	0	0
Undervotes	0		0	0	0	0	0
Contest Totals	0		0	0	0	0	0

**North Collin County MUD No. 1 - Proposition E**

Vote For 1

	TOTAL	VOTE %	Election Day	Early Voting	Ballot By Mail	Provisional Ballots	Limited Ballots
For	0		0	0	0	0	0
Against	0		0	0	0	0	0
Total Votes Cast	0		0	0	0	0	0
Overvotes	0		0	0	0	0	0
Undervotes	0		0	0	0	0	0
Contest Totals	0		0	0	0	0	0

**North Collin County MUD No. 1 - Proposition F**

Vote For 1

	TOTAL	VOTE %	Election Day	Early Voting	Ballot By Mail	Provisional Ballots	Limited Ballots
For	0		0	0	0	0	0
Against	0		0	0	0	0	0
Total Votes Cast	0		0	0	0	0	0
Overvotes	0		0	0	0	0	0
Undervotes	0		0	0	0	0	0
Contest Totals	0		0	0	0	0	0

## PCT 161

### U. S. Representative District 3

Vote For 1

	TOTAL	VOTE %		Election Day	Early Voting	Ballot By Mail	Provisional Ballots	Limited Ballots
REP Keith Self	104	69.33%	<div style="width: 69.33%;"><div style="width: 69.33%;"></div></div>	28	74	2	0	0
DEM Sandeep Srivastava	42	28.00%	<div style="width: 28.00%;"><div style="width: 28.00%;"></div></div>	9	29	4	0	0
LIB Christopher Claytor	4	2.67%	<div style="width: 2.67%;"><div style="width: 2.67%;"></div></div>	2	2	0	0	0
Total Votes Cast	150	100.00%	<div style="width: 100.00%;"><div style="width: 100.00%;"></div></div>	39	105	6	0	0
Overvotes	0			0	0	0	0	0
Undervotes	2			1	1	0	0	0
Contest Totals	152			40	106	6	0	0

### Governor

Vote For 1

	TOTAL	VOTE %		Election Day	Early Voting	Ballot By Mail	Provisional Ballots	Limited Ballots
REP Greg Abbott	105	69.54%	<div style="width: 69.54%;"><div style="width: 69.54%;"></div></div>	30	73	2	0	0
DEM Beto O'Rourke	43	28.48%	<div style="width: 28.48%;"><div style="width: 28.48%;"></div></div>	9	30	4	0	0
LIB Mark Tippetts	1	0.66%	<div style="width: 0.66%;"><div style="width: 0.66%;"></div></div>	1	0	0	0	0
GRN Delilah Barrios	2	1.32%	<div style="width: 1.32%;"><div style="width: 1.32%;"></div></div>	0	2	0	0	0
Write-In Totals	0	0.00%	<div style="width: 0.00%;"><div style="width: 0.00%;"></div></div>	0	0	0	0	0
Total Votes Cast	151	100.00%	<div style="width: 100.00%;"><div style="width: 100.00%;"></div></div>	40	105	6	0	0
Overvotes	0			0	0	0	0	0
Undervotes	1			0	1	0	0	0
Contest Totals	152			40	106	6	0	0

### Lieutenant Governor

Vote For 1

	TOTAL	VOTE %		Election Day	Early Voting	Ballot By Mail	Provisional Ballots	Limited Ballots
REP Dan Patrick	101	66.89%	<div style="width: 66.89%;"><div style="width: 66.89%;"></div></div>	29	70	2	0	0
DEM Mike Collier	41	27.15%	<div style="width: 27.15%;"><div style="width: 27.15%;"></div></div>	8	29	4	0	0
LIB Shanna Steele	9	5.96%	<div style="width: 5.96%;"><div style="width: 5.96%;"></div></div>	3	6	0	0	0
Total Votes Cast	151	100.00%	<div style="width: 100.00%;"><div style="width: 100.00%;"></div></div>	40	105	6	0	0
Overvotes	0			0	0	0	0	0
Undervotes	1			0	1	0	0	0
Contest Totals	152			40	106	6	0	0

### Attorney General

Vote For 1

	TOTAL	VOTE %		Election Day	Early Voting	Ballot By Mail	Provisional Ballots	Limited Ballots
REP Ken Paxton	103	68.21%	<div style="width: 68.21%;"><div style="width: 68.21%;"></div></div>	29	72	2	0	0
DEM Rochelle Mercedes Garza	44	29.14%	<div style="width: 29.14%;"><div style="width: 29.14%;"></div></div>	9	31	4	0	0
LIB Mark Ash	4	2.65%	<div style="width: 2.65%;"><div style="width: 2.65%;"></div></div>	2	2	0	0	0
Total Votes Cast	151	100.00%	<div style="width: 100.00%;"><div style="width: 100.00%;"></div></div>	40	105	6	0	0
Overvotes	0			0	0	0	0	0
Undervotes	1			0	1	0	0	0
Contest Totals	152			40	106	6	0	0

## PCT 161

### Comptroller of Public Accounts

Vote For 1

	TOTAL	VOTE %	Election Day	Early Voting	Ballot By Mail	Provisional Ballots	Limited Ballots
REP Glenn Hegar	106	70.67%	29	75	2	0	0
DEM Janet T. Dudding	40	26.67%	9	27	4	0	0
LIB V. Alonzo Echevarria-Garza	4	2.67%	2	2	0	0	0
Total Votes Cast	150	100.00%	40	104	6	0	0
Overvotes	0		0	0	0	0	0
Undervotes	2		0	2	0	0	0
Contest Totals	152		40	106	6	0	0

### Commissioner of the General Land Office

Vote For 1

	TOTAL	VOTE %	Election Day	Early Voting	Ballot By Mail	Provisional Ballots	Limited Ballots
REP Dawn Buckingham	107	71.81%	31	74	2	0	0
DEM Jay Kleberg	40	26.85%	9	27	4	0	0
GRN Alfred Molison, Jr	2	1.34%	0	2	0	0	0
Write-In Totals	0	0.00%	0	0	0	0	0
Total Votes Cast	149	100.00%	40	103	6	0	0
Overvotes	0		0	0	0	0	0
Undervotes	3		0	3	0	0	0
Contest Totals	152		40	106	6	0	0

### Commissioner of Agriculture

Vote For 1

	TOTAL	VOTE %	Election Day	Early Voting	Ballot By Mail	Provisional Ballots	Limited Ballots
REP Sid Miller	106	72.11%	30	74	2	0	0
DEM Susan Hays	41	27.89%	9	29	3	0	0
Total Votes Cast	147	100.00%	39	103	5	0	0
Overvotes	0		0	0	0	0	0
Undervotes	5		1	3	1	0	0
Contest Totals	152		40	106	6	0	0

### Railroad Commissioner

Vote For 1

	TOTAL	VOTE %	Election Day	Early Voting	Ballot By Mail	Provisional Ballots	Limited Ballots
REP Wayne Christian	104	69.33%	29	73	2	0	0
DEM Luke Warford	40	26.67%	10	26	4	0	0
LIB Jaime Andres Diez	4	2.67%	1	3	0	0	0
GRN Hunter Wayne Crow	2	1.33%	0	2	0	0	0
Total Votes Cast	150	100.00%	40	104	6	0	0
Overvotes	0		0	0	0	0	0
Undervotes	2		0	2	0	0	0
Contest Totals	152		40	106	6	0	0

## PCT 161

### Justice, Supreme Court, Place 3

Vote For 1

	TOTAL	VOTE %		Election Day	Early Voting	Ballot By Mail	Provisional Ballots	Limited Ballots
REP Debra Lehrmann	104	69.80%	<div style="width: 69.80%;"><div style="width: 69.80%;"></div></div>	29	73	2	0	0
DEM Erin A. Nowell	40	26.85%	<div style="width: 26.85%;"><div style="width: 26.85%;"></div></div>	9	27	4	0	0
LIB Thomas Edward Oxford	5	3.36%	<div style="width: 3.36%;"><div style="width: 3.36%;"></div></div>	1	4	0	0	0
Total Votes Cast	149	100.00%	<div style="width: 100.00%;"><div style="width: 100.00%;"></div></div>	39	104	6	0	0
Overvotes	0			0	0	0	0	0
Undervotes	3			1	2	0	0	0
Contest Totals	152			40	106	6	0	0

### Justice, Supreme Court, Place 5

Vote For 1

	TOTAL	VOTE %		Election Day	Early Voting	Ballot By Mail	Provisional Ballots	Limited Ballots
REP Rebeca Huddle	106	71.14%	<div style="width: 71.14%;"><div style="width: 71.14%;"></div></div>	30	74	2	0	0
DEM Amanda Reichel	43	28.86%	<div style="width: 28.86%;"><div style="width: 28.86%;"></div></div>	9	30	4	0	0
Total Votes Cast	149	100.00%	<div style="width: 100.00%;"><div style="width: 100.00%;"></div></div>	39	104	6	0	0
Overvotes	0			0	0	0	0	0
Undervotes	3			1	2	0	0	0
Contest Totals	152			40	106	6	0	0

### Justice, Supreme Court, Place 9

Vote For 1

	TOTAL	VOTE %		Election Day	Early Voting	Ballot By Mail	Provisional Ballots	Limited Ballots
REP Evan Young	106	71.14%	<div style="width: 71.14%;"><div style="width: 71.14%;"></div></div>	30	74	2	0	0
DEM Julia Maldonado	43	28.86%	<div style="width: 28.86%;"><div style="width: 28.86%;"></div></div>	9	30	4	0	0
Total Votes Cast	149	100.00%	<div style="width: 100.00%;"><div style="width: 100.00%;"></div></div>	39	104	6	0	0
Overvotes	0			0	0	0	0	0
Undervotes	3			1	2	0	0	0
Contest Totals	152			40	106	6	0	0

### Judge, Court of Criminal Appeals, Place 5

Vote For 1

	TOTAL	VOTE %		Election Day	Early Voting	Ballot By Mail	Provisional Ballots	Limited Ballots
REP Scott Walker	104	70.75%	<div style="width: 70.75%;"><div style="width: 70.75%;"></div></div>	28	74	2	0	0
DEM Dana Huffman	43	29.25%	<div style="width: 29.25%;"><div style="width: 29.25%;"></div></div>	10	29	4	0	0
Total Votes Cast	147	100.00%	<div style="width: 100.00%;"><div style="width: 100.00%;"></div></div>	38	103	6	0	0
Overvotes	0			0	0	0	0	0
Undervotes	5			2	3	0	0	0
Contest Totals	152			40	106	6	0	0



## PCT 161

### Judge, Court of Criminal Appeals, Place 6

Vote For 1

	TOTAL	VOTE %		Election Day	Early Voting	Ballot By Mail	Provisional Ballots	Limited Ballots
REP Jesse F. McClure, III	105	70.95%		30	73	2	0	0
DEM Robert Johnson	43	29.05%		9	30	4	0	0
Total Votes Cast	148	100.00%		39	103	6	0	0
Overvotes	0			0	0	0	0	0
Undervotes	4			1	3	0	0	0
Contest Totals	152			40	106	6	0	0

### Member, State Board of Education, District 12 CCD

Vote For 1

	TOTAL	VOTE %		Election Day	Early Voting	Ballot By Mail	Provisional Ballots	Limited Ballots
REP Pam Little	99	66.89%		29	68	2	0	0
DEM Alex Cornwallis	41	27.70%		9	28	4	0	0
LIB Christy Mowrey	8	5.41%		1	7	0	0	0
Write-In Totals	0	0.00%		0	0	0	0	0
Total Votes Cast	148	100.00%		39	103	6	0	0
Overvotes	0			0	0	0	0	0
Undervotes	4			1	3	0	0	0
Contest Totals	152			40	106	6	0	0

### State Senator, District 8

Vote For 1

	TOTAL	VOTE %		Election Day	Early Voting	Ballot By Mail	Provisional Ballots	Limited Ballots
REP Angela Paxton	106	71.14%		29	75	2	0	0
DEM Jonathan Cocks	41	27.52%		9	28	4	0	0
LIB Edward Kless	2	1.34%		1	1	0	0	0
Total Votes Cast	149	100.00%		39	104	6	0	0
Overvotes	0			0	0	0	0	0
Undervotes	3			1	2	0	0	0
Contest Totals	152			40	106	6	0	0

### State Representative, District 61

Vote For 1

	TOTAL	VOTE %		Election Day	Early Voting	Ballot By Mail	Provisional Ballots	Limited Ballots
REP Frederick Frazier	104	71.23%		27	75	2	0	0
DEM Sheena King	42	28.77%		10	28	4	0	0
Total Votes Cast	146	100.00%		37	103	6	0	0
Overvotes	0			0	0	0	0	0
Undervotes	6			3	3	0	0	0
Contest Totals	152			40	106	6	0	0

## PCT 161

### Justice, 5th Court of Appeals District, Place 4

Vote For 1

	TOTAL	VOTE %		Election Day	Early Voting	Ballot By Mail	Provisional Ballots	Limited Ballots
REP Emily A. Miskel	104	70.27%		29	73	2	0	0
DEM Maricela Moore	44	29.73%		10	30	4	0	0
Total Votes Cast	148	100.00%		39	103	6	0	0
Overvotes	0			0	0	0	0	0
Undervotes	4			1	3	0	0	0
Contest Totals	152			40	106	6	0	0

### Justice, 5th Court of Appeals District, Place 7

Vote For 1

	TOTAL	VOTE %		Election Day	Early Voting	Ballot By Mail	Provisional Ballots	Limited Ballots
REP Kristina Williams	106	71.62%		30	74	2	0	0
DEM Nancy Kennedy	42	28.38%		9	29	4	0	0
Total Votes Cast	148	100.00%		39	103	6	0	0
Overvotes	0			0	0	0	0	0
Undervotes	4			1	3	0	0	0
Contest Totals	152			40	106	6	0	0

### County Judge CCD

Vote For 1

	TOTAL	VOTE %		Election Day	Early Voting	Ballot By Mail	Provisional Ballots	Limited Ballots
REP Chris Hill	107	72.30%		30	75	2	0	0
DEM Joshua Murray	41	27.70%		9	28	4	0	0
Total Votes Cast	148	100.00%		39	103	6	0	0
Overvotes	0			0	0	0	0	0
Undervotes	4			1	3	0	0	0
Contest Totals	152			40	106	6	0	0

### District Clerk CCD

Vote For 1

	TOTAL	VOTE %		Election Day	Early Voting	Ballot By Mail	Provisional Ballots	Limited Ballots
REP Mike Gould	104	70.75%		29	73	2	0	0
DEM David Brignac	43	29.25%		9	30	4	0	0
Total Votes Cast	147	100.00%		38	103	6	0	0
Overvotes	0			0	0	0	0	0
Undervotes	5			2	3	0	0	0
Contest Totals	152			40	106	6	0	0

## PCT 161

### Weston, City of - Alderman/City Council

Vote For 3

	TOTAL	VOTE %	Election Day	Early Voting	Ballot By Mail	Provisional Ballots	Limited Ballots
Heather Richardson	12	34.29%	10	2	0	0	0
Daniel Antwiler	2	5.71%	1	1	0	0	0
Mary Smith	1	2.86%	1	0	0	0	0
Crissy Hinojosa	0	0.00%	0	0	0	0	0
Jeff Metzger	10	28.57%	8	2	0	0	0
Mike Hill	10	28.57%	8	2	0	0	0
Total Votes Cast	35	100.00%	28	7	0	0	0
Overvotes	0		0	0	0	0	0
Undervotes	19		8	11	0	0	0
Contest Totals	54		36	18	0	0	0

### Anna ISD - Proposition A

Vote For 1

	TOTAL	VOTE %	Election Day	Early Voting	Ballot By Mail	Provisional Ballots	Limited Ballots
For	26	54.17%	5	18	3	0	0
Against	22	45.83%	7	15	0	0	0
Total Votes Cast	48	100.00%	12	33	3	0	0
Overvotes	0		0	0	0	0	0
Undervotes	1		0	1	0	0	0
Contest Totals	49		12	34	3	0	0

### Anna ISD - Proposition B

Vote For 1

	TOTAL	VOTE %	Election Day	Early Voting	Ballot By Mail	Provisional Ballots	Limited Ballots
For	17	36.17%	5	11	1	0	0
Against	30	63.83%	7	21	2	0	0
Total Votes Cast	47	100.00%	12	32	3	0	0
Overvotes	0		0	0	0	0	0
Undervotes	2		0	2	0	0	0
Contest Totals	49		12	34	3	0	0

## PCT 162

### U. S. Representative District 3

Vote For 1

	TOTAL	VOTE %	Election Day	Early Voting	Ballot By Mail	Provisional Ballots	Limited Ballots
REP Keith Self	183	81.33%	39	136	8	0	0
DEM Sandeep Srivastava	39	17.33%	9	28	2	0	0
LIB Christopher Claytor	3	1.33%	1	2	0	0	0
Total Votes Cast	225	100.00%	49	166	10	0	0
Overvotes	0		0	0	0	0	0
Undervotes	4		1	3	0	0	0
Contest Totals	229		50	169	10	0	0

### Governor

Vote For 1

	TOTAL	VOTE %	Election Day	Early Voting	Ballot By Mail	Provisional Ballots	Limited Ballots
REP Greg Abbott	187	82.38%	40	139	8	0	0
DEM Beto O'Rourke	40	17.62%	9	29	2	0	0
LIB Mark Tippetts	0	0.00%	0	0	0	0	0
GRN Delilah Barrios	0	0.00%	0	0	0	0	0
Write-In Totals	0	0.00%	0	0	0	0	0
Total Votes Cast	227	100.00%	49	168	10	0	0
Overvotes	0		0	0	0	0	0
Undervotes	2		1	1	0	0	0
Contest Totals	229		50	169	10	0	0

### Lieutenant Governor

Vote For 1

	TOTAL	VOTE %	Election Day	Early Voting	Ballot By Mail	Provisional Ballots	Limited Ballots
REP Dan Patrick	174	76.99%	38	128	8	0	0
DEM Mike Collier	49	21.68%	11	36	2	0	0
LIB Shanna Steele	3	1.33%	1	2	0	0	0
Total Votes Cast	226	100.00%	50	166	10	0	0
Overvotes	0		0	0	0	0	0
Undervotes	3		0	3	0	0	0
Contest Totals	229		50	169	10	0	0

### Attorney General

Vote For 1

	TOTAL	VOTE %	Election Day	Early Voting	Ballot By Mail	Provisional Ballots	Limited Ballots
REP Ken Paxton	173	76.89%	39	128	6	0	0
DEM Rochelle Mercedes Garza	45	20.00%	10	33	2	0	0
LIB Mark Ash	7	3.11%	1	4	2	0	0
Total Votes Cast	225	100.00%	50	165	10	0	0
Overvotes	0		0	0	0	0	0
Undervotes	4		0	4	0	0	0
Contest Totals	229		50	169	10	0	0

## PCT 162

### Comptroller of Public Accounts

Vote For 1

	TOTAL	VOTE %		Election Day	Early Voting	Ballot By Mail	Provisional Ballots	Limited Ballots
REP Glenn Hegar	185	82.96%	<div style="width: 82.96%;"><div style="width: 82.96%;"></div></div>	38	138	9	0	0
DEM Janet T. Dudding	36	16.14%	<div style="width: 16.14%;"><div style="width: 16.14%;"></div></div>	11	24	1	0	0
LIB V. Alonzo Echevarria-Garza	2	0.90%	<div style="width: 0.90%;"><div style="width: 0.90%;"></div></div>	1	1	0	0	0
Total Votes Cast	223	100.00%	<div style="width: 100.00%;"><div style="width: 100.00%;"></div></div>	50	163	10	0	0
Overvotes	0			0	0	0	0	0
Undervotes	6			0	6	0	0	0
Contest Totals	229			50	169	10	0	0

### Commissioner of the General Land Office

Vote For 1

	TOTAL	VOTE %		Election Day	Early Voting	Ballot By Mail	Provisional Ballots	Limited Ballots
REP Dawn Buckingham	181	81.53%	<div style="width: 81.53%;"><div style="width: 81.53%;"></div></div>	37	136	8	0	0
DEM Jay Kleberg	37	16.67%	<div style="width: 16.67%;"><div style="width: 16.67%;"></div></div>	9	27	1	0	0
GRN Alfred Molison, Jr	3	1.35%	<div style="width: 1.35%;"><div style="width: 1.35%;"></div></div>	2	0	1	0	0
Write-In Totals	1	0.45%	<div style="width: 0.45%;"><div style="width: 0.45%;"></div></div>	1	0	0	0	0
Total Votes Cast	222	100.00%	<div style="width: 100.00%;"><div style="width: 100.00%;"></div></div>	49	163	10	0	0
Overvotes	0			0	0	0	0	0
Undervotes	7			1	6	0	0	0
Contest Totals	229			50	169	10	0	0

### Commissioner of Agriculture

Vote For 1

	TOTAL	VOTE %		Election Day	Early Voting	Ballot By Mail	Provisional Ballots	Limited Ballots
REP Sid Miller	182	81.61%	<div style="width: 81.61%;"><div style="width: 81.61%;"></div></div>	38	135	9	0	0
DEM Susan Hays	41	18.39%	<div style="width: 18.39%;"><div style="width: 18.39%;"></div></div>	12	29	0	0	0
Total Votes Cast	223	100.00%	<div style="width: 100.00%;"><div style="width: 100.00%;"></div></div>	50	164	9	0	0
Overvotes	0			0	0	0	0	0
Undervotes	6			0	5	1	0	0
Contest Totals	229			50	169	10	0	0

### Railroad Commissioner

Vote For 1

	TOTAL	VOTE %		Election Day	Early Voting	Ballot By Mail	Provisional Ballots	Limited Ballots
REP Wayne Christian	184	83.26%	<div style="width: 83.26%;"><div style="width: 83.26%;"></div></div>	38	137	9	0	0
DEM Luke Warford	36	16.29%	<div style="width: 16.29%;"><div style="width: 16.29%;"></div></div>	10	26	0	0	0
LIB Jaime Andres Diez	1	0.45%	<div style="width: 0.45%;"><div style="width: 0.45%;"></div></div>	1	0	0	0	0
GRN Hunter Wayne Crow	0	0.00%	<div style="width: 0.00%;"><div style="width: 0.00%;"></div></div>	0	0	0	0	0
Total Votes Cast	221	100.00%	<div style="width: 100.00%;"><div style="width: 100.00%;"></div></div>	49	163	9	0	0
Overvotes	0			0	0	0	0	0
Undervotes	8			1	6	1	0	0
Contest Totals	229			50	169	10	0	0

## PCT 162

### Justice, Supreme Court, Place 3

Vote For 1

	TOTAL	VOTE %		Election Day	Early Voting	Ballot By Mail	Provisional Ballots	Limited Ballots
REP Debra Lehrmann	183	81.33%	<div style="width: 81.33%;"><div style="width: 81.33%;"></div></div>	38	137	8	0	0
DEM Erin A. Nowell	39	17.33%	<div style="width: 17.33%;"><div style="width: 17.33%;"></div></div>	10	27	2	0	0
LIB Thomas Edward Oxford	3	1.33%	<div style="width: 1.33%;"><div style="width: 1.33%;"></div></div>	2	1	0	0	0
Total Votes Cast	225	100.00%	<div style="width: 100.00%;"><div style="width: 100.00%;"></div></div>	50	165	10	0	0
Overvotes	0			0	0	0	0	0
Undervotes	4			0	4	0	0	0
Contest Totals	229			50	169	10	0	0

### Justice, Supreme Court, Place 5

Vote For 1

	TOTAL	VOTE %		Election Day	Early Voting	Ballot By Mail	Provisional Ballots	Limited Ballots
REP Rebeca Huddle	187	83.86%	<div style="width: 83.86%;"><div style="width: 83.86%;"></div></div>	40	140	7	0	0
DEM Amanda Reichel	36	16.14%	<div style="width: 16.14%;"><div style="width: 16.14%;"></div></div>	10	25	1	0	0
Total Votes Cast	223	100.00%	<div style="width: 100.00%;"><div style="width: 100.00%;"></div></div>	50	165	8	0	0
Overvotes	0			0	0	0	0	0
Undervotes	6			0	4	2	0	0
Contest Totals	229			50	169	10	0	0

### Justice, Supreme Court, Place 9

Vote For 1

	TOTAL	VOTE %		Election Day	Early Voting	Ballot By Mail	Provisional Ballots	Limited Ballots
REP Evan Young	185	83.33%	<div style="width: 83.33%;"><div style="width: 83.33%;"></div></div>	40	137	8	0	0
DEM Julia Maldonado	37	16.67%	<div style="width: 16.67%;"><div style="width: 16.67%;"></div></div>	10	26	1	0	0
Total Votes Cast	222	100.00%	<div style="width: 100.00%;"><div style="width: 100.00%;"></div></div>	50	163	9	0	0
Overvotes	0			0	0	0	0	0
Undervotes	7			0	6	1	0	0
Contest Totals	229			50	169	10	0	0

### Judge, Court of Criminal Appeals, Place 5

Vote For 1

	TOTAL	VOTE %		Election Day	Early Voting	Ballot By Mail	Provisional Ballots	Limited Ballots
REP Scott Walker	185	82.96%	<div style="width: 82.96%;"><div style="width: 82.96%;"></div></div>	39	137	9	0	0
DEM Dana Huffman	38	17.04%	<div style="width: 17.04%;"><div style="width: 17.04%;"></div></div>	11	26	1	0	0
Total Votes Cast	223	100.00%	<div style="width: 100.00%;"><div style="width: 100.00%;"></div></div>	50	163	10	0	0
Overvotes	0			0	0	0	0	0
Undervotes	6			0	6	0	0	0
Contest Totals	229			50	169	10	0	0

## PCT 162

### Judge, Court of Criminal Appeals, Place 6

Vote For 1

	TOTAL	VOTE %		Election Day	Early Voting	Ballot By Mail	Provisional Ballots	Limited Ballots
REP Jesse F. McClure, III	186	83.78%	<div style="width: 83.78%;"><div style="width: 83.78%;"></div></div>	39	139	8	0	0
DEM Robert Johnson	36	16.22%	<div style="width: 16.22%;"><div style="width: 16.22%;"></div></div>	11	25	0	0	0
Total Votes Cast	222	100.00%	<div style="width: 100.00%;"><div style="width: 100.00%;"></div></div>	50	164	8	0	0
Overvotes	0			0	0	0	0	0
Undervotes	7			0	5	2	0	0
Contest Totals	229			50	169	10	0	0

### Member, State Board of Education, District 12 CCD

Vote For 1

	TOTAL	VOTE %		Election Day	Early Voting	Ballot By Mail	Provisional Ballots	Limited Ballots
REP Pam Little	182	81.61%	<div style="width: 81.61%;"><div style="width: 81.61%;"></div></div>	39	134	9	0	0
DEM Alex Cornwallis	39	17.49%	<div style="width: 17.49%;"><div style="width: 17.49%;"></div></div>	10	28	1	0	0
LIB Christy Mowrey	2	0.90%	<div style="width: 0.90%;"><div style="width: 0.90%;"></div></div>	1	1	0	0	0
Write-In Totals	0	0.00%	<div style="width: 0.00%;"><div style="width: 0.00%;"></div></div>	0	0	0	0	0
Total Votes Cast	223	100.00%	<div style="width: 100.00%;"><div style="width: 100.00%;"></div></div>	50	163	10	0	0
Overvotes	0			0	0	0	0	0
Undervotes	6			0	6	0	0	0
Contest Totals	229			50	169	10	0	0

### State Senator, District 8

Vote For 1

	TOTAL	VOTE %		Election Day	Early Voting	Ballot By Mail	Provisional Ballots	Limited Ballots
REP Angela Paxton	176	79.28%	<div style="width: 79.28%;"><div style="width: 79.28%;"></div></div>	37	132	7	0	0
DEM Jonathan Cocks	42	18.92%	<div style="width: 18.92%;"><div style="width: 18.92%;"></div></div>	11	29	2	0	0
LIB Edward Kless	4	1.80%	<div style="width: 1.80%;"><div style="width: 1.80%;"></div></div>	1	2	1	0	0
Total Votes Cast	222	100.00%	<div style="width: 100.00%;"><div style="width: 100.00%;"></div></div>	49	163	10	0	0
Overvotes	0			0	0	0	0	0
Undervotes	7			1	6	0	0	0
Contest Totals	229			50	169	10	0	0

### State Representative, District 61

Vote For 1

	TOTAL	VOTE %		Election Day	Early Voting	Ballot By Mail	Provisional Ballots	Limited Ballots
REP Frederick Frazier	182	81.98%	<div style="width: 81.98%;"><div style="width: 81.98%;"></div></div>	39	135	8	0	0
DEM Sheena King	40	18.02%	<div style="width: 18.02%;"><div style="width: 18.02%;"></div></div>	11	27	2	0	0
Total Votes Cast	222	100.00%	<div style="width: 100.00%;"><div style="width: 100.00%;"></div></div>	50	162	10	0	0
Overvotes	0			0	0	0	0	0
Undervotes	7			0	7	0	0	0
Contest Totals	229			50	169	10	0	0

## PCT 162

### Justice, 5th Court of Appeals District, Place 4

Vote For 1

	TOTAL	VOTE %	Election Day	Early Voting	Ballot By Mail	Provisional Ballots	Limited Ballots
REP Emily A. Miskel	185	83.71%	40	136	9	0	0
DEM Maricela Moore	36	16.29%	10	26	0	0	0
Total Votes Cast	221	100.00%	50	162	9	0	0
Overvotes	0		0	0	0	0	0
Undervotes	8		0	7	1	0	0
Contest Totals	229		50	169	10	0	0

### Justice, 5th Court of Appeals District, Place 7

Vote For 1

	TOTAL	VOTE %	Election Day	Early Voting	Ballot By Mail	Provisional Ballots	Limited Ballots
REP Kristina Williams	183	83.18%	40	134	9	0	0
DEM Nancy Kennedy	37	16.82%	10	27	0	0	0
Total Votes Cast	220	100.00%	50	161	9	0	0
Overvotes	0		0	0	0	0	0
Undervotes	9		0	8	1	0	0
Contest Totals	229		50	169	10	0	0

### County Judge CCD

Vote For 1

	TOTAL	VOTE %	Election Day	Early Voting	Ballot By Mail	Provisional Ballots	Limited Ballots
REP Chris Hill	188	83.19%	40	139	9	0	0
DEM Joshua Murray	38	16.81%	10	27	1	0	0
Total Votes Cast	226	100.00%	50	166	10	0	0
Overvotes	0		0	0	0	0	0
Undervotes	3		0	3	0	0	0
Contest Totals	229		50	169	10	0	0

### District Clerk CCD

Vote For 1




	TOTAL	VOTE %	Election Day	Early Voting	Ballot By Mail	Provisional Ballots	Limited Ballots
REP Mike Gould	182	82.35%	38	135	9	0	0
DEM David Brignac	39	17.65%	11	28	0	0	0
Total Votes Cast	221	100.00%	49	163	9	0	0
Overvotes	0		0	0	0	0	0
Undervotes	8		1	6	1	0	0
Contest Totals	229		50	169	10	0	0



## PCT 162




### Anna ISD - Proposition A

Vote For 1

	TOTAL	VOTE %		Election Day	Early Voting	Ballot By Mail	Provisional Ballots	Limited Ballots
For	125	56.31%		22	101	2	0	0
Against	97	43.69%		26	63	8	0	0
Total Votes Cast	222	100.00%		48	164	10	0	0
Overvotes	0			0	0	0	0	0
Undervotes	1			0	1	0	0	0
Contest Totals	223			48	165	10	0	0

### Anna ISD - Proposition B

Vote For 1

	TOTAL	VOTE %		Election Day	Early Voting	Ballot By Mail	Provisional Ballots	Limited Ballots
For	100	45.25%		16	82	2	0	0
Against	121	54.75%		31	82	8	0	0
Total Votes Cast	221	100.00%		47	164	10	0	0
Overvotes	0			0	0	0	0	0
Undervotes	2			1	1	0	0	0
Contest Totals	223			48	165	10	0	0

## PCT 163

### U. S. Representative, District 4

Vote For 1

	TOTAL	VOTE %		Election Day	Early Voting	Ballot By Mail	Provisional Ballots	Limited Ballots
REP Pat Fallon	589	58.32%	<div style="width: 58.32%;"><div style="width: 58.32%;"></div></div>	173	404	12	0	0
DEM Iro Omere	398	39.41%	<div style="width: 39.41%;"><div style="width: 39.41%;"></div></div>	107	280	11	0	0
LIB John Simmons	23	2.28%	<div style="width: 2.28%;"><div style="width: 2.28%;"></div></div>	11	12	0	0	0
Total Votes Cast	1,010	100.00%	<div style="width: 100.00%;"><div style="width: 100.00%;"></div></div>	291	696	23	0	0
Overvotes	0			0	0	0	0	0
Undervotes	18			6	12	0	0	0
Contest Totals	1,028			297	708	23	0	0

### Governor

Vote For 1

	TOTAL	VOTE %		Election Day	Early Voting	Ballot By Mail	Provisional Ballots	Limited Ballots
REP Greg Abbott	577	56.18%	<div style="width: 56.18%;"><div style="width: 56.18%;"></div></div>	170	395	12	0	0
DEM Beto O'Rourke	438	42.65%	<div style="width: 42.65%;"><div style="width: 42.65%;"></div></div>	122	305	11	0	0
LIB Mark Tippetts	7	0.68%	<div style="width: 0.68%;"><div style="width: 0.68%;"></div></div>	4	3	0	0	0
GRN Delilah Barrios	4	0.39%	<div style="width: 0.39%;"><div style="width: 0.39%;"></div></div>	0	4	0	0	0
Write-In Totals	1	0.10%	<div style="width: 0.10%;"><div style="width: 0.10%;"></div></div>	1	0	0	0	0
Total Votes Cast	1,027	100.00%	<div style="width: 100.00%;"><div style="width: 100.00%;"></div></div>	297	707	23	0	0
Overvotes	0			0	0	0	0	0
Undervotes	1			0	1	0	0	0
Contest Totals	1,028			297	708	23	0	0

### Lieutenant Governor

Vote For 1

	TOTAL	VOTE %		Election Day	Early Voting	Ballot By Mail	Provisional Ballots	Limited Ballots
REP Dan Patrick	560	55.12%	<div style="width: 55.12%;"><div style="width: 55.12%;"></div></div>	165	384	11	0	0
DEM Mike Collier	427	42.03%	<div style="width: 42.03%;"><div style="width: 42.03%;"></div></div>	113	302	12	0	0
LIB Shanna Steele	29	2.85%	<div style="width: 2.85%;"><div style="width: 2.85%;"></div></div>	13	16	0	0	0
Total Votes Cast	1,016	100.00%	<div style="width: 100.00%;"><div style="width: 100.00%;"></div></div>	291	702	23	0	0
Overvotes	0			0	0	0	0	0
Undervotes	12			6	6	0	0	0
Contest Totals	1,028			297	708	23	0	0

### Attorney General

Vote For 1

	TOTAL	VOTE %		Election Day	Early Voting	Ballot By Mail	Provisional Ballots	Limited Ballots
REP Ken Paxton	557	55.15%	<div style="width: 55.15%;"><div style="width: 55.15%;"></div></div>	168	377	12	0	0
DEM Rochelle Mercedes Garza	420	41.58%	<div style="width: 41.58%;"><div style="width: 41.58%;"></div></div>	111	298	11	0	0
LIB Mark Ash	33	3.27%	<div style="width: 3.27%;"><div style="width: 3.27%;"></div></div>	10	23	0	0	0
Total Votes Cast	1,010	100.00%	<div style="width: 100.00%;"><div style="width: 100.00%;"></div></div>	289	698	23	0	0
Overvotes	0			0	0	0	0	0
Undervotes	18			8	10	0	0	0
Contest Totals	1,028			297	708	23	0	0

## PCT 163

### Comptroller of Public Accounts

Vote For 1

	TOTAL	VOTE %	Election Day	Early Voting	Ballot By Mail	Provisional Ballots	Limited Ballots
REP Glenn Hegar	600	59.06%	175	412	13	0	0
DEM Janet T. Dudding	394	38.78%	104	280	10	0	0
LIB V. Alonzo Echevarria-Garza	22	2.17%	12	10	0	0	0
Total Votes Cast	1,016	100.00%	291	702	23	0	0
Overvotes	0		0	0	0	0	0
Undervotes	12		6	6	0	0	0
Contest Totals	1,028		297	708	23	0	0

### Commissioner of the General Land Office

Vote For 1

	TOTAL	VOTE %	Election Day	Early Voting	Ballot By Mail	Provisional Ballots	Limited Ballots
REP Dawn Buckingham	590	58.47%	175	403	12	0	0
DEM Jay Kleberg	411	40.73%	113	287	11	0	0
GRN Alfred Molison, Jr	8	0.79%	2	6	0	0	0
Write-In Totals	0	0.00%	0	0	0	0	0
Total Votes Cast	1,009	100.00%	290	696	23	0	0
Overvotes	0		0	0	0	0	0
Undervotes	19		7	12	0	0	0
Contest Totals	1,028		297	708	23	0	0

### Commissioner of Agriculture

Vote For 1

	TOTAL	VOTE %	Election Day	Early Voting	Ballot By Mail	Provisional Ballots	Limited Ballots
REP Sid Miller	599	59.42%	176	412	11	0	0
DEM Susan Hays	409	40.58%	111	286	12	0	0
Total Votes Cast	1,008	100.00%	287	698	23	0	0
Overvotes	0		0	0	0	0	0
Undervotes	20		10	10	0	0	0
Contest Totals	1,028		297	708	23	0	0

### Railroad Commissioner

Vote For 1

	TOTAL	VOTE %	Election Day	Early Voting	Ballot By Mail	Provisional Ballots	Limited Ballots
REP Wayne Christian	586	58.08%	174	401	11	0	0
DEM Luke Warford	400	39.64%	106	282	12	0	0
LIB Jaime Andres Diez	15	1.49%	8	7	0	0	0
GRN Hunter Wayne Crow	8	0.79%	2	6	0	0	0
Total Votes Cast	1,009	100.00%	290	696	23	0	0
Overvotes	0		0	0	0	0	0
Undervotes	19		7	12	0	0	0
Contest Totals	1,028		297	708	23	0	0

## PCT 163

### Justice, Supreme Court, Place 3

Vote For 1

	TOTAL	VOTE %	Election Day	Early Voting	Ballot By Mail	Provisional Ballots	Limited Ballots
REP Debra Lehrmann	592	58.73%	175	403	14	0	0
DEM Erin A. Nowell	399	39.58%	107	283	9	0	0
LIB Thomas Edward Oxford	17	1.69%	7	10	0	0	0
Total Votes Cast	1,008	100.00%	289	696	23	0	0
Overvotes	0		0	0	0	0	0
Undervotes	20		8	12	0	0	0
Contest Totals	1,028		297	708	23	0	0

### Justice, Supreme Court, Place 5

Vote For 1

	TOTAL	VOTE %	Election Day	Early Voting	Ballot By Mail	Provisional Ballots	Limited Ballots
REP Rebeca Huddle	585	58.27%	170	403	12	0	0
DEM Amanda Reichel	419	41.73%	114	294	11	0	0
Total Votes Cast	1,004	100.00%	284	697	23	0	0
Overvotes	0		0	0	0	0	0
Undervotes	24		13	11	0	0	0
Contest Totals	1,028		297	708	23	0	0

### Justice, Supreme Court, Place 9

Vote For 1

	TOTAL	VOTE %	Election Day	Early Voting	Ballot By Mail	Provisional Ballots	Limited Ballots
REP Evan Young	584	57.88%	175	396	13	0	0
DEM Julia Maldonado	425	42.12%	112	303	10	0	0
Total Votes Cast	1,009	100.00%	287	699	23	0	0
Overvotes	0		0	0	0	0	0
Undervotes	19		10	9	0	0	0
Contest Totals	1,028		297	708	23	0	0

### Judge, Court of Criminal Appeals, Place 5

Vote For 1

	TOTAL	VOTE %	Election Day	Early Voting	Ballot By Mail	Provisional Ballots	Limited Ballots
REP Scott Walker	585	58.15%	172	400	13	0	0
DEM Dana Huffman	421	41.85%	113	299	9	0	0
Total Votes Cast	1,006	100.00%	285	699	22	0	0
Overvotes	0		0	0	0	0	0
Undervotes	22		12	9	1	0	0
Contest Totals	1,028		297	708	23	0	0

## PCT 163

### Judge, Court of Criminal Appeals, Place 6

Vote For 1

	TOTAL	VOTE %		Election Day	Early Voting	Ballot By Mail	Provisional Ballots	Limited Ballots
REP Jesse F. McClure, III	585	58.44%	<div style="width: 58.44%;"><div style="width: 58.44%;"></div></div>	175	397	13	0	0
DEM Robert Johnson	416	41.56%	<div style="width: 41.56%;"><div style="width: 41.56%;"></div></div>	111	296	9	0	0
Total Votes Cast	1,001	100.00%	<div style="width: 100.00%;"><div style="width: 100.00%;"></div></div>	286	693	22	0	0
Overvotes	0			0	0	0	0	0
Undervotes	27			11	15	1	0	0
Contest Totals	1,028			297	708	23	0	0

### Member, State Board of Education, District 12 CCD

Vote For 1

	TOTAL	VOTE %		Election Day	Early Voting	Ballot By Mail	Provisional Ballots	Limited Ballots
REP Pam Little	582	57.85%	<div style="width: 57.85%;"><div style="width: 57.85%;"></div></div>	171	398	13	0	0
DEM Alex Cornwallis	395	39.26%	<div style="width: 39.26%;"><div style="width: 39.26%;"></div></div>	108	278	9	0	0
LIB Christy Mowrey	29	2.88%	<div style="width: 2.88%;"><div style="width: 2.88%;"></div></div>	10	18	1	0	0
Write-In Totals	0	0.00%	<div style="width: 0.00%;"><div style="width: 0.00%;"></div></div>	0	0	0	0	0
Total Votes Cast	1,006	100.00%	<div style="width: 100.00%;"><div style="width: 100.00%;"></div></div>	289	694	23	0	0
Overvotes	0			0	0	0	0	0
Undervotes	22			8	14	0	0	0
Contest Totals	1,028			297	708	23	0	0

### State Senator, District 8

Vote For 1

	TOTAL	VOTE %		Election Day	Early Voting	Ballot By Mail	Provisional Ballots	Limited Ballots
REP Angela Paxton	571	56.93%	<div style="width: 56.93%;"><div style="width: 56.93%;"></div></div>	175	384	12	0	0
DEM Jonathan Cocks	411	40.98%	<div style="width: 40.98%;"><div style="width: 40.98%;"></div></div>	108	292	11	0	0
LIB Edward Kless	21	2.09%	<div style="width: 2.09%;"><div style="width: 2.09%;"></div></div>	5	16	0	0	0
Total Votes Cast	1,003	100.00%	<div style="width: 100.00%;"><div style="width: 100.00%;"></div></div>	288	692	23	0	0
Overvotes	0			0	0	0	0	0
Undervotes	25			9	16	0	0	0
Contest Totals	1,028			297	708	23	0	0

### State Representative, District 61

Vote For 1

	TOTAL	VOTE %		Election Day	Early Voting	Ballot By Mail	Provisional Ballots	Limited Ballots
REP Frederick Frazier	591	58.75%	<div style="width: 58.75%;"><div style="width: 58.75%;"></div></div>	177	402	12	0	0
DEM Sheena King	415	41.25%	<div style="width: 41.25%;"><div style="width: 41.25%;"></div></div>	112	292	11	0	0
Total Votes Cast	1,006	100.00%	<div style="width: 100.00%;"><div style="width: 100.00%;"></div></div>	289	694	23	0	0
Overvotes	0			0	0	0	0	0
Undervotes	22			8	14	0	0	0
Contest Totals	1,028			297	708	23	0	0

## PCT 163

### Justice, 5th Court of Appeals District, Place 4

Vote For 1

	TOTAL	VOTE %	Election Day	Early Voting	Ballot By Mail	Provisional Ballots	Limited Ballots
REP Emily A. Miskel	581	57.93%	172	396	13	0	0
DEM Maricela Moore	422	42.07%	115	297	10	0	0
Total Votes Cast	1,003	100.00%	287	693	23	0	0
Overvotes	0		0	0	0	0	0
Undervotes	25		10	15	0	0	0
Contest Totals	1,028		297	708	23	0	0

### Justice, 5th Court of Appeals District, Place 7

Vote For 1

	TOTAL	VOTE %	Election Day	Early Voting	Ballot By Mail	Provisional Ballots	Limited Ballots
REP Kristina Williams	586	58.48%	174	400	12	0	0
DEM Nancy Kennedy	416	41.52%	111	294	11	0	0
Total Votes Cast	1,002	100.00%	285	694	23	0	0
Overvotes	0		0	0	0	0	0
Undervotes	26		12	14	0	0	0
Contest Totals	1,028		297	708	23	0	0

### County Judge CCD

Vote For 1

	TOTAL	VOTE %	Election Day	Early Voting	Ballot By Mail	Provisional Ballots	Limited Ballots
REP Chris Hill	590	58.71%	172	405	13	0	0
DEM Joshua Murray	415	41.29%	115	291	9	0	0
Total Votes Cast	1,005	100.00%	287	696	22	0	0
Overvotes	0		0	0	0	0	0
Undervotes	23		10	12	1	0	0
Contest Totals	1,028		297	708	23	0	0

### District Clerk CCD




Vote For 1

	TOTAL	VOTE %	Election Day	Early Voting	Ballot By Mail	Provisional Ballots	Limited Ballots
REP Mike Gould	596	59.42%	178	405	13	0	0
DEM David Brignac	407	40.58%	109	288	10	0	0
Total Votes Cast	1,003	100.00%	287	693	23	0	0
Overvotes	0		0	0	0	0	0
Undervotes	25		10	15	0	0	0
Contest Totals	1,028		297	708	23	0	0

## PCT 163




### Justice of the Peace, Precinct 4

Vote For 1

	TOTAL	VOTE %		Election Day	Early Voting	Ballot By Mail	Provisional Ballots	Limited Ballots
REP Vincent Venegoni	586	58.84%		174	399	13	0	0
DEM Adam Kern	410	41.16%		112	288	10	0	0
Total Votes Cast	996	100.00%		286	687	23	0	0
Overvotes	0			0	0	0	0	0
Undervotes	32			11	21	0	0	0
Contest Totals	1,028			297	708	23	0	0

### McKinney, City of - Local Option Election

Vote For 1

	TOTAL	VOTE %		Election Day	Early Voting	Ballot By Mail	Provisional Ballots	Limited Ballots
For	665	71.35%		177	473	15	0	0
Against	267	28.65%		90	170	7	0	0
Total Votes Cast	932	100.00%		267	643	22	0	0
Overvotes	0			0	0	0	0	0
Undervotes	41			15	26	0	0	0
Contest Totals	973			282	669	22	0	0

## PCT 164

### U. S. Representative, District 4

Vote For 1

	TOTAL	VOTE %		Election Day	Early Voting	Ballot By Mail	Provisional Ballots	Limited Ballots
REP Pat Fallon	719	53.98%	<div style="width: 53.98%;"><div style="width: 53.98%;"></div></div>	70	387	257	5	0
DEM Iro Omere	583	43.77%	<div style="width: 43.77%;"><div style="width: 43.77%;"></div></div>	72	305	205	1	0
LIB John Simmons	30	2.25%	<div style="width: 2.25%;"><div style="width: 2.25%;"></div></div>	6	12	12	0	0
Total Votes Cast	1,332	100.00%	<div style="width: 100.00%;"><div style="width: 100.00%;"></div></div>	148	704	474	6	0
Overvotes	0			0	0	0	0	0
Undervotes	60			7	24	29	0	0
Contest Totals	1,392			155	728	503	6	0

### Governor

Vote For 1

	TOTAL	VOTE %		Election Day	Early Voting	Ballot By Mail	Provisional Ballots	Limited Ballots
REP Greg Abbott	719	52.25%	<div style="width: 52.25%;"><div style="width: 52.25%;"></div></div>	67	386	262	4	0
DEM Beto O'Rourke	639	46.44%	<div style="width: 46.44%;"><div style="width: 46.44%;"></div></div>	81	328	229	1	0
LIB Mark Tippetts	11	0.80%	<div style="width: 0.80%;"><div style="width: 0.80%;"></div></div>	3	4	4	0	0
GRN Delilah Barrios	6	0.44%	<div style="width: 0.44%;"><div style="width: 0.44%;"></div></div>	0	5	1	0	0
Write-In Totals	1	0.07%	<div style="width: 0.07%;"><div style="width: 0.07%;"></div></div>	0	1	0	0	0
Total Votes Cast	1,376	100.00%	<div style="width: 100.00%;"><div style="width: 100.00%;"></div></div>	151	724	496	5	0
Overvotes	0			0	0	0	0	0
Undervotes	16			4	4	7	1	0
Contest Totals	1,392			155	728	503	6	0

### Lieutenant Governor

Vote For 1

	TOTAL	VOTE %		Election Day	Early Voting	Ballot By Mail	Provisional Ballots	Limited Ballots
REP Dan Patrick	676	49.49%	<div style="width: 49.49%;"><div style="width: 49.49%;"></div></div>	69	370	233	4	0
DEM Mike Collier	672	49.19%	<div style="width: 49.19%;"><div style="width: 49.19%;"></div></div>	79	336	255	2	0
LIB Shanna Steele	18	1.32%	<div style="width: 1.32%;"><div style="width: 1.32%;"></div></div>	4	10	4	0	0
Total Votes Cast	1,366	100.00%	<div style="width: 100.00%;"><div style="width: 100.00%;"></div></div>	152	716	492	6	0
Overvotes	0			0	0	0	0	0
Undervotes	26			3	12	11	0	0
Contest Totals	1,392			155	728	503	6	0

### Attorney General

Vote For 1

	TOTAL	VOTE %		Election Day	Early Voting	Ballot By Mail	Provisional Ballots	Limited Ballots
REP Ken Paxton	625	46.57%	<div style="width: 46.57%;"><div style="width: 46.57%;"></div></div>	61	349	211	4	0
DEM Rochelle Mercedes Garza	671	50.00%	<div style="width: 50.00%;"><div style="width: 50.00%;"></div></div>	79	341	249	2	0
LIB Mark Ash	46	3.43%	<div style="width: 3.43%;"><div style="width: 3.43%;"></div></div>	9	21	16	0	0
Total Votes Cast	1,342	100.00%	<div style="width: 100.00%;"><div style="width: 100.00%;"></div></div>	149	711	476	6	0
Overvotes	0			0	0	0	0	0
Undervotes	50			6	17	27	0	0
Contest Totals	1,392			155	728	503	6	0



## PCT 164

### Comptroller of Public Accounts

Vote For 1

	TOTAL	VOTE %		Election Day	Early Voting	Ballot By Mail	Provisional Ballots	Limited Ballots
REP Glenn Hegar	780	57.69%	<div style="width: 57.69%;"><div style="width: 57.69%;"></div></div>	74	414	287	5	0
DEM Janet T. Dudding	556	41.12%	<div style="width: 41.12%;"><div style="width: 41.12%;"></div></div>	69	291	195	1	0
LIB V. Alonzo Echevarria-Garza	16	1.18%	<div style="width: 1.18%;"><div style="width: 1.18%;"></div></div>	6	6	4	0	0
Total Votes Cast	1,352	100.00%	<div style="width: 100.00%;"><div style="width: 100.00%;"></div></div>	149	711	486	6	0
Overvotes	0			0	0	0	0	0
Undervotes	40			6	17	17	0	0
Contest Totals	1,392			155	728	503	6	0

### Commissioner of the General Land Office

Vote For 1

	TOTAL	VOTE %		Election Day	Early Voting	Ballot By Mail	Provisional Ballots	Limited Ballots
REP Dawn Buckingham	724	53.79%	<div style="width: 53.79%;"><div style="width: 53.79%;"></div></div>	70	389	260	5	0
DEM Jay Kleberg	612	45.47%	<div style="width: 45.47%;"><div style="width: 45.47%;"></div></div>	74	316	221	1	0
GRN Alfred Molison, Jr	10	0.74%	<div style="width: 0.74%;"><div style="width: 0.74%;"></div></div>	1	5	4	0	0
Write-In Totals	0	0.00%	<div style="width: 0.00%;"><div style="width: 0.00%;"></div></div>	0	0	0	0	0
Total Votes Cast	1,346	100.00%	<div style="width: 100.00%;"><div style="width: 100.00%;"></div></div>	145	710	485	6	0
Overvotes	0			0	0	0	0	0
Undervotes	46			10	18	18	0	0
Contest Totals	1,392			155	728	503	6	0

### Commissioner of Agriculture

Vote For 1

	TOTAL	VOTE %		Election Day	Early Voting	Ballot By Mail	Provisional Ballots	Limited Ballots
REP Sid Miller	716	53.12%	<div style="width: 53.12%;"><div style="width: 53.12%;"></div></div>	71	385	256	4	0
DEM Susan Hays	632	46.88%	<div style="width: 46.88%;"><div style="width: 46.88%;"></div></div>	76	327	228	1	0
Total Votes Cast	1,348	100.00%	<div style="width: 100.00%;"><div style="width: 100.00%;"></div></div>	147	712	484	5	0
Overvotes	0			0	0	0	0	0
Undervotes	44			8	16	19	1	0
Contest Totals	1,392			155	728	503	6	0

### Railroad Commissioner

Vote For 1

	TOTAL	VOTE %		Election Day	Early Voting	Ballot By Mail	Provisional Ballots	Limited Ballots
REP Wayne Christian	718	53.62%	<div style="width: 53.62%;"><div style="width: 53.62%;"></div></div>	68	391	254	5	0
DEM Luke Warford	592	44.21%	<div style="width: 44.21%;"><div style="width: 44.21%;"></div></div>	70	304	217	1	0
LIB Jaime Andres Diez	16	1.19%	<div style="width: 1.19%;"><div style="width: 1.19%;"></div></div>	7	6	3	0	0
GRN Hunter Wayne Crow	13	0.97%	<div style="width: 0.97%;"><div style="width: 0.97%;"></div></div>	3	6	4	0	0
Total Votes Cast	1,339	100.00%	<div style="width: 100.00%;"><div style="width: 100.00%;"></div></div>	148	707	478	6	0
Overvotes	0			0	0	0	0	0
Undervotes	53			7	21	25	0	0
Contest Totals	1,392			155	728	503	6	0

## PCT 164

### Justice, Supreme Court, Place 3

Vote For 1

	TOTAL	VOTE %		Election Day	Early Voting	Ballot By Mail	Provisional Ballots	Limited Ballots
REP Debra Lehrmann	772	58.00%	<div style="width: 58%;"><div style="width: 58%;"></div></div>	74	410	283	5	0
DEM Erin A. Nowell	547	41.10%	<div style="width: 41%;"><div style="width: 41%;"></div></div>	69	282	195	1	0
LIB Thomas Edward Oxford	12	0.90%	<div style="width: 1%;"><div style="width: 1%;"></div></div>	4	6	2	0	0
Total Votes Cast	1,331	100.00%	<div style="width: 100%;"><div style="width: 100%;"></div></div>	147	698	480	6	0
Overvotes	0			0	0	0	0	0
Undervotes	61			8	30	23	0	0
Contest Totals	1,392			155	728	503	6	0

### Justice, Supreme Court, Place 5

Vote For 1

	TOTAL	VOTE %		Election Day	Early Voting	Ballot By Mail	Provisional Ballots	Limited Ballots
REP Rebeca Huddle	776	58.97%	<div style="width: 59%;"><div style="width: 59%;"></div></div>	73	409	288	6	0
DEM Amanda Reichel	540	41.03%	<div style="width: 41%;"><div style="width: 41%;"></div></div>	71	285	184	0	0
Total Votes Cast	1,316	100.00%	<div style="width: 100%;"><div style="width: 100%;"></div></div>	144	694	472	6	0
Overvotes	0			0	0	0	0	0
Undervotes	76			11	34	31	0	0
Contest Totals	1,392			155	728	503	6	0

### Justice, Supreme Court, Place 9

Vote For 1

	TOTAL	VOTE %		Election Day	Early Voting	Ballot By Mail	Provisional Ballots	Limited Ballots
REP Evan Young	770	58.20%	<div style="width: 58%;"><div style="width: 58%;"></div></div>	74	401	290	5	0
DEM Julia Maldonado	553	41.80%	<div style="width: 42%;"><div style="width: 42%;"></div></div>	71	293	188	1	0
Total Votes Cast	1,323	100.00%	<div style="width: 100%;"><div style="width: 100%;"></div></div>	145	694	478	6	0
Overvotes	0			0	0	0	0	0
Undervotes	69			10	34	25	0	0
Contest Totals	1,392			155	728	503	6	0

### Judge, Court of Criminal Appeals, Place 5

Vote For 1

	TOTAL	VOTE %		Election Day	Early Voting	Ballot By Mail	Provisional Ballots	Limited Ballots
REP Scott Walker	726	55.63%	<div style="width: 56%;"><div style="width: 56%;"></div></div>	71	387	263	5	0
DEM Dana Huffman	579	44.37%	<div style="width: 44%;"><div style="width: 44%;"></div></div>	71	304	203	1	0
Total Votes Cast	1,305	100.00%	<div style="width: 100%;"><div style="width: 100%;"></div></div>	142	691	466	6	0
Overvotes	0			0	0	0	0	0
Undervotes	87			13	37	37	0	0
Contest Totals	1,392			155	728	503	6	0

## PCT 164

### Judge, Court of Criminal Appeals, Place 6

Vote For 1

	TOTAL	VOTE %		Election Day	Early Voting	Ballot By Mail	Provisional Ballots	Limited Ballots
REP Jesse F. McClure, III	725	56.29%		71	388	261	5	0
DEM Robert Johnson	563	43.71%		70	293	199	1	0
Total Votes Cast	1,288	100.00%		141	681	460	6	0
Overvotes	0			0	0	0	0	0
Undervotes	104			14	47	43	0	0
Contest Totals	1,392			155	728	503	6	0

### Member, State Board of Education, District 12 CCD

Vote For 1

	TOTAL	VOTE %		Election Day	Early Voting	Ballot By Mail	Provisional Ballots	Limited Ballots
REP Pam Little	744	56.66%		68	388	283	5	0
DEM Alex Cornwallis	550	41.89%		71	292	186	1	0
LIB Christy Mowrey	19	1.45%		4	8	7	0	0
Write-In Totals	0	0.00%		0	0	0	0	0
Total Votes Cast	1,313	100.00%		143	688	476	6	0
Overvotes	0			0	0	0	0	0
Undervotes	79			12	40	27	0	0
Contest Totals	1,392			155	728	503	6	0

### State Senator, District 2

Vote For 1

	TOTAL	VOTE %		Election Day	Early Voting	Ballot By Mail	Provisional Ballots	Limited Ballots
REP Bob Hall	719	55.74%		69	380	264	6	0
DEM Prince S. Giador	571	44.26%		70	298	203	0	0
Total Votes Cast	1,290	100.00%		139	678	467	6	0
Overvotes	0			0	0	0	0	0
Undervotes	102			16	50	36	0	0
Contest Totals	1,392			155	728	503	6	0

### State Representative, District 70

Vote For 1

	TOTAL	VOTE %		Election Day	Early Voting	Ballot By Mail	Provisional Ballots	Limited Ballots
REP Jamee Jolly	758	57.04%		73	394	286	5	0
DEM Mihaela Elizabeth Plesa	571	42.96%		71	300	199	1	0
Total Votes Cast	1,329	100.00%		144	694	485	6	0
Overvotes	0			0	0	0	0	0
Undervotes	63			11	34	18	0	0
Contest Totals	1,392			155	728	503	6	0

## PCT 164

### Justice, 5th Court of Appeals District, Place 4

Vote For 1

	TOTAL	VOTE %		Election Day	Early Voting	Ballot By Mail	Provisional Ballots	Limited Ballots
REP Emily A. Miskel	718	56.49%		70	388	255	5	0
DEM Maricela Moore	553	43.51%		69	292	191	1	0
Total Votes Cast	1,271	100.00%		139	680	446	6	0
Overvotes	0			0	0	0	0	0
Undervotes	121			16	48	57	0	0
Contest Totals	1,392			155	728	503	6	0

### Justice, 5th Court of Appeals District, Place 7

Vote For 1

	TOTAL	VOTE %		Election Day	Early Voting	Ballot By Mail	Provisional Ballots	Limited Ballots
REP Kristina Williams	703	55.40%		66	385	247	5	0
DEM Nancy Kennedy	566	44.60%		72	293	200	1	0
Total Votes Cast	1,269	100.00%		138	678	447	6	0
Overvotes	0			0	0	0	0	0
Undervotes	123			17	50	56	0	0
Contest Totals	1,392			155	728	503	6	0

### County Judge CCD

Vote For 1

	TOTAL	VOTE %		Election Day	Early Voting	Ballot By Mail	Provisional Ballots	Limited Ballots
REP Chris Hill	729	56.78%		73	392	260	4	0
DEM Joshua Murray	555	43.22%		69	294	191	1	0
Total Votes Cast	1,284	100.00%		142	686	451	5	0
Overvotes	0			0	0	0	0	0
Undervotes	108			13	42	52	1	0
Contest Totals	1,392			155	728	503	6	0

### District Clerk CCD

Vote For 1

	TOTAL	VOTE %		Election Day	Early Voting	Ballot By Mail	Provisional Ballots	Limited Ballots
REP Mike Gould	724	56.83%		70	390	259	5	0
DEM David Brignac	550	43.17%		69	293	187	1	0
Total Votes Cast	1,274	100.00%		139	683	446	6	0
Overvotes	0			0	0	0	0	0
Undervotes	118			16	45	57	0	0
Contest Totals	1,392			155	728	503	6	0

## PCT 164

### County Commissioner, Precinct 4

Vote For 1

	TOTAL	VOTE %		Election Day	Early Voting	Ballot By Mail	Provisional Ballots	Limited Ballots
REP Duncan Webb	722	56.27%	<div style="width: 56.27%;"><div style="width: 56.27%;"></div></div>	72	389	255	6	0
DEM Jeffrey Williams	561	43.73%	<div style="width: 43.73%;"><div style="width: 43.73%;"></div></div>	67	301	193	0	0
Total Votes Cast	1,283	100.00%	<div style="width: 100.00%;"><div style="width: 100.00%;"></div></div>	139	690	448	6	0
Overvotes	0			0	0	0	0	0
Undervotes	109			16	38	55	0	0
Contest Totals	1,392			155	728	503	6	0

### Justice of the Peace, Precinct 3

Vote For 1

	TOTAL	VOTE %		Election Day	Early Voting	Ballot By Mail	Provisional Ballots	Limited Ballots
REP Mike Missildine	726	57.48%	<div style="width: 57.48%;"><div style="width: 57.48%;"></div></div>	66	393	262	5	0
DEM Irvin Lynn Barrett	537	42.52%	<div style="width: 42.52%;"><div style="width: 42.52%;"></div></div>	71	288	177	1	0
Total Votes Cast	1,263	100.00%	<div style="width: 100.00%;"><div style="width: 100.00%;"></div></div>	137	681	439	6	0
Overvotes	0			0	0	0	0	0
Undervotes	129			18	47	64	0	0
Contest Totals	1,392			155	728	503	6	0

### Dallas, City of - Proposition A

Vote For 1

	TOTAL	VOTE %		Election Day	Early Voting	Ballot By Mail	Provisional Ballots	Limited Ballots
For	871	71.57%	<div style="width: 71.57%;"><div style="width: 71.57%;"></div></div>	97	427	345	2	0
Against	346	28.43%	<div style="width: 28.43%;"><div style="width: 28.43%;"></div></div>	41	223	79	3	0
Total Votes Cast	1,217	100.00%	<div style="width: 100.00%;"><div style="width: 100.00%;"></div></div>	138	650	424	5	0
Overvotes	0			0	0	0	0	0
Undervotes	175			17	78	79	1	0
Contest Totals	1,392			155	728	503	6	0

### Plano ISD - Proposition A

Vote For 1

	TOTAL	VOTE %		Election Day	Early Voting	Ballot By Mail	Provisional Ballots	Limited Ballots
For	726	62.75%	<div style="width: 62.75%;"><div style="width: 62.75%;"></div></div>	72	365	286	3	0
Against	431	37.25%	<div style="width: 37.25%;"><div style="width: 37.25%;"></div></div>	65	271	92	3	0
Total Votes Cast	1,157	100.00%	<div style="width: 100.00%;"><div style="width: 100.00%;"></div></div>	137	636	378	6	0
Overvotes	0			0	0	0	0	0
Undervotes	235			18	92	125	0	0
Contest Totals	1,392			155	728	503	6	0

## PCT 164

### Plano ISD - Proposition B

Vote For 1

	TOTAL	VOTE %		Election Day	Early Voting	Ballot By Mail	Provisional Ballots	Limited Ballots
For	753	63.71%		77	387	285	4	0
Against	429	36.29%		63	255	109	2	0
Total Votes Cast	1,182	100.00%		140	642	394	6	0
Overvotes	0			0	0	0	0	0
Undervotes	210			15	86	109	0	0
Contest Totals	1,392			155	728	503	6	0

### Plano ISD - Proposition C

Vote For 1

	TOTAL	VOTE %		Election Day	Early Voting	Ballot By Mail	Provisional Ballots	Limited Ballots
For	751	63.64%		76	394	277	4	0
Against	429	36.36%		61	247	119	2	0
Total Votes Cast	1,180	100.00%		137	641	396	6	0
Overvotes	0			0	0	0	0	0
Undervotes	212			18	87	107	0	0
Contest Totals	1,392			155	728	503	6	0

### Plano ISD - Proposition D

Vote For 1

	TOTAL	VOTE %		Election Day	Early Voting	Ballot By Mail	Provisional Ballots	Limited Ballots
For	634	54.05%		72	332	226	4	0
Against	539	45.95%		63	306	168	2	0
Total Votes Cast	1,173	100.00%		135	638	394	6	0
Overvotes	0			0	0	0	0	0
Undervotes	219			20	90	109	0	0
Contest Totals	1,392			155	728	503	6	0

### Plano ISD - Proposition E

Vote For 1

	TOTAL	VOTE %		Election Day	Early Voting	Ballot By Mail	Provisional Ballots	Limited Ballots
For	557	47.49%		62	298	193	4	0
Against	616	52.51%		73	341	200	2	0
Total Votes Cast	1,173	100.00%		135	639	393	6	0
Overvotes	0			0	0	0	0	0
Undervotes	209			20	89	100	0	0
Contest Totals	1,382			155	728	493	6	0

## PCT 165

### U. S. Representative District 3

Vote For 1

	TOTAL	VOTE %	Election Day	Early Voting	Ballot By Mail	Provisional Ballots	Limited Ballots
REP Keith Self	359	65.15%	87	266	6	0	0
DEM Sandeep Srivastava	170	30.85%	39	121	10	0	0
LIB Christopher Claytor	22	3.99%	10	12	0	0	0
Total Votes Cast	551	100.00%	136	399	16	0	0
Overvotes	0		0	0	0	0	0
Undervotes	6		2	4	0	0	0
Contest Totals	557		138	403	16	0	0

### Governor

Vote For 1

	TOTAL	VOTE %	Election Day	Early Voting	Ballot By Mail	Provisional Ballots	Limited Ballots
REP Greg Abbott	354	63.67%	81	267	6	0	0
DEM Beto O'Rourke	193	34.71%	52	131	10	0	0
LIB Mark Tippetts	8	1.44%	4	4	0	0	0
GRN Delilah Barrios	1	0.18%	0	1	0	0	0
Write-In Totals	0	0.00%	0	0	0	0	0
Total Votes Cast	556	100.00%	137	403	16	0	0
Overvotes	0		0	0	0	0	0
Undervotes	1		1	0	0	0	0
Contest Totals	557		138	403	16	0	0

### Lieutenant Governor

Vote For 1

	TOTAL	VOTE %	Election Day	Early Voting	Ballot By Mail	Provisional Ballots	Limited Ballots
REP Dan Patrick	345	62.27%	85	254	6	0	0
DEM Mike Collier	195	35.20%	47	138	10	0	0
LIB Shanna Steele	14	2.53%	5	9	0	0	0
Total Votes Cast	554	100.00%	137	401	16	0	0
Overvotes	0		0	0	0	0	0
Undervotes	3		1	2	0	0	0
Contest Totals	557		138	403	16	0	0

### Attorney General

Vote For 1

	TOTAL	VOTE %	Election Day	Early Voting	Ballot By Mail	Provisional Ballots	Limited Ballots
REP Ken Paxton	334	60.95%	80	248	6	0	0
DEM Rochelle Mercedes Garza	191	34.85%	49	133	9	0	0
LIB Mark Ash	23	4.20%	8	14	1	0	0
Total Votes Cast	548	100.00%	137	395	16	0	0
Overvotes	0		0	0	0	0	0
Undervotes	9		1	8	0	0	0
Contest Totals	557		138	403	16	0	0

## PCT 165

### Comptroller of Public Accounts

Vote For 1

	TOTAL	VOTE %		Election Day	Early Voting	Ballot By Mail	Provisional Ballots	Limited Ballots
REP Glenn Hegar	364	66.06%		86	272	6	0	0
DEM Janet T. Dudding	174	31.58%		43	121	10	0	0
LIB V. Alonzo Echevarria-Garza	13	2.36%		8	5	0	0	0
Total Votes Cast	551	100.00%		137	398	16	0	0
Overvotes	0			0	0	0	0	0
Undervotes	6			1	5	0	0	0
Contest Totals	557			138	403	16	0	0

### Commissioner of the General Land Office

Vote For 1

	TOTAL	VOTE %		Election Day	Early Voting	Ballot By Mail	Provisional Ballots	Limited Ballots
REP Dawn Buckingham	360	65.93%		86	267	7	0	0
DEM Jay Kleberg	177	32.42%		42	126	9	0	0
GRN Alfred Molison, Jr	9	1.65%		5	4	0	0	0
Write-In Totals	0	0.00%		0	0	0	0	0
Total Votes Cast	546	100.00%		133	397	16	0	0
Overvotes	0			0	0	0	0	0
Undervotes	11			5	6	0	0	0
Contest Totals	557			138	403	16	0	0

### Commissioner of Agriculture

Vote For 1

	TOTAL	VOTE %		Election Day	Early Voting	Ballot By Mail	Provisional Ballots	Limited Ballots
REP Sid Miller	361	66.36%		85	270	6	0	0
DEM Susan Hays	183	33.64%		47	126	10	0	0
Total Votes Cast	544	100.00%		132	396	16	0	0
Overvotes	0			0	0	0	0	0
Undervotes	13			6	7	0	0	0
Contest Totals	557			138	403	16	0	0

### Railroad Commissioner

Vote For 1

	TOTAL	VOTE %		Election Day	Early Voting	Ballot By Mail	Provisional Ballots	Limited Ballots
REP Wayne Christian	351	64.29%		86	259	6	0	0
DEM Luke Warford	175	32.05%		40	125	10	0	0
LIB Jaime Andres Diez	11	2.01%		4	7	0	0	0
GRN Hunter Wayne Crow	9	1.65%		4	5	0	0	0
Total Votes Cast	546	100.00%		134	396	16	0	0
Overvotes	0			0	0	0	0	0
Undervotes	11			4	7	0	0	0
Contest Totals	557			138	403	16	0	0



## PCT 165

### Justice, Supreme Court, Place 3

Vote For 1

	TOTAL	VOTE %	Election Day	Early Voting	Ballot By Mail	Provisional Ballots	Limited Ballots
REP Debra Lehrmann	358	66.17%	85	267	6	0	0
DEM Erin A. Nowell	169	31.24%	42	118	9	0	0
LIB Thomas Edward Oxford	14	2.59%	8	6	0	0	0
Total Votes Cast	541	100.00%	135	391	15	0	0
Overvotes	0		0	0	0	0	0
Undervotes	16		3	12	1	0	0
Contest Totals	557		138	403	16	0	0

### Justice, Supreme Court, Place 5

Vote For 1

	TOTAL	VOTE %	Election Day	Early Voting	Ballot By Mail	Provisional Ballots	Limited Ballots
REP Rebeca Huddle	356	66.29%	84	266	6	0	0
DEM Amanda Reichel	181	33.71%	48	124	9	0	0
Total Votes Cast	537	100.00%	132	390	15	0	0
Overvotes	0		0	0	0	0	0
Undervotes	20		6	13	1	0	0
Contest Totals	557		138	403	16	0	0

### Justice, Supreme Court, Place 9

Vote For 1

	TOTAL	VOTE %	Election Day	Early Voting	Ballot By Mail	Provisional Ballots	Limited Ballots
REP Evan Young	359	66.60%	86	267	6	0	0
DEM Julia Maldonado	180	33.40%	47	123	10	0	0
Total Votes Cast	539	100.00%	133	390	16	0	0
Overvotes	0		0	0	0	0	0
Undervotes	18		5	13	0	0	0
Contest Totals	557		138	403	16	0	0

### Judge, Court of Criminal Appeals, Place 5

Vote For 1

	TOTAL	VOTE %	Election Day	Early Voting	Ballot By Mail	Provisional Ballots	Limited Ballots
REP Scott Walker	359	66.36%	84	269	6	0	0
DEM Dana Huffman	182	33.64%	49	123	10	0	0
Total Votes Cast	541	100.00%	133	392	16	0	0
Overvotes	0		0	0	0	0	0
Undervotes	16		5	11	0	0	0
Contest Totals	557		138	403	16	0	0

## PCT 165

### Judge, Court of Criminal Appeals, Place 6

Vote For 1

	TOTAL	VOTE %		Election Day	Early Voting	Ballot By Mail	Provisional Ballots	Limited Ballots
REP Jesse F. McClure, III	356	66.05%	<div style="width: 66.05%;"><div style="width: 66.05%;"></div></div>	84	266	6	0	0
DEM Robert Johnson	183	33.95%	<div style="width: 33.95%;"><div style="width: 33.95%;"></div></div>	49	124	10	0	0
Total Votes Cast	539	100.00%	<div style="width: 100.00%;"><div style="width: 100.00%;"></div></div>	133	390	16	0	0
Overvotes	0			0	0	0	0	0
Undervotes	18			5	13	0	0	0
Contest Totals	557			138	403	16	0	0

### Member, State Board of Education, District 12 CCD

Vote For 1

	TOTAL	VOTE %		Election Day	Early Voting	Ballot By Mail	Provisional Ballots	Limited Ballots
REP Pam Little	351	64.76%	<div style="width: 64.76%;"><div style="width: 64.76%;"></div></div>	83	262	6	0	0
DEM Alex Cornwallis	174	32.10%	<div style="width: 32.10%;"><div style="width: 32.10%;"></div></div>	44	120	10	0	0
LIB Christy Mowrey	17	3.14%	<div style="width: 3.14%;"><div style="width: 3.14%;"></div></div>	7	10	0	0	0
Write-In Totals	0	0.00%	<div style="width: 0.00%;"><div style="width: 0.00%;"></div></div>	0	0	0	0	0
Total Votes Cast	542	100.00%	<div style="width: 100.00%;"><div style="width: 100.00%;"></div></div>	134	392	16	0	0
Overvotes	0			0	0	0	0	0
Undervotes	15			4	11	0	0	0
Contest Totals	557			138	403	16	0	0

### State Senator, District 8

Vote For 1

	TOTAL	VOTE %		Election Day	Early Voting	Ballot By Mail	Provisional Ballots	Limited Ballots
REP Angela Paxton	339	62.89%	<div style="width: 62.89%;"><div style="width: 62.89%;"></div></div>	81	252	6	0	0
DEM Jonathan Cocks	182	33.77%	<div style="width: 33.77%;"><div style="width: 33.77%;"></div></div>	45	127	10	0	0
LIB Edward Kless	18	3.34%	<div style="width: 3.34%;"><div style="width: 3.34%;"></div></div>	8	10	0	0	0
Total Votes Cast	539	100.00%	<div style="width: 100.00%;"><div style="width: 100.00%;"></div></div>	134	389	16	0	0
Overvotes	0			0	0	0	0	0
Undervotes	18			4	14	0	0	0
Contest Totals	557			138	403	16	0	0

### Justice, 5th Court of Appeals District, Place 4

Vote For 1

	TOTAL	VOTE %		Election Day	Early Voting	Ballot By Mail	Provisional Ballots	Limited Ballots
REP Emily A. Miskel	357	66.60%	<div style="width: 66.60%;"><div style="width: 66.60%;"></div></div>	86	264	7	0	0
DEM Maricela Moore	179	33.40%	<div style="width: 33.40%;"><div style="width: 33.40%;"></div></div>	46	124	9	0	0
Total Votes Cast	536	100.00%	<div style="width: 100.00%;"><div style="width: 100.00%;"></div></div>	132	388	16	0	0
Overvotes	0			0	0	0	0	0
Undervotes	21			6	15	0	0	0
Contest Totals	557			138	403	16	0	0

## PCT 165

### Justice, 5th Court of Appeals District, Place 7

Vote For 1

	TOTAL	VOTE %	Election Day	Early Voting	Ballot By Mail	Provisional Ballots	Limited Ballots
REP Kristina Williams	357	66.73%	85	266	6	0	0
DEM Nancy Kennedy	178	33.27%	46	122	10	0	0
Total Votes Cast	535	100.00%	131	388	16	0	0
Overvotes	0		0	0	0	0	0
Undervotes	22		7	15	0	0	0
Contest Totals	557		138	403	16	0	0

### County Judge CCD

Vote For 1

	TOTAL	VOTE %	Election Day	Early Voting	Ballot By Mail	Provisional Ballots	Limited Ballots
REP Chris Hill	365	67.47%	86	273	6	0	0
DEM Joshua Murray	176	32.53%	47	119	10	0	0
Total Votes Cast	541	100.00%	133	392	16	0	0
Overvotes	0		0	0	0	0	0
Undervotes	16		5	11	0	0	0
Contest Totals	557		138	403	16	0	0

### District Clerk CCD

Vote For 1

	TOTAL	VOTE %	Election Day	Early Voting	Ballot By Mail	Provisional Ballots	Limited Ballots
REP Mike Gould	362	67.29%	89	267	6	0	0
DEM David Brignac	176	32.71%	43	123	10	0	0
Total Votes Cast	538	100.00%	132	390	16	0	0
Overvotes	0		0	0	0	0	0
Undervotes	19		6	13	0	0	0
Contest Totals	557		138	403	16	0	0

### Justice of the Peace, Precinct 3

Vote For 1

	TOTAL	VOTE %	Election Day	Early Voting	Ballot By Mail	Provisional Ballots	Limited Ballots
REP Mike Missildine	364	67.53%	87	270	7	0	0
DEM Irvin Lynn Barrett	175	32.47%	45	121	9	0	0
Total Votes Cast	539	100.00%	132	391	16	0	0
Overvotes	0		0	0	0	0	0
Undervotes	18		6	12	0	0	0
Contest Totals	557		138	403	16	0	0

## PCT 165

### Plano ISD - Proposition A

Vote For 1

	TOTAL	VOTE %		Election Day	Early Voting	Ballot By Mail	Provisional Ballots	Limited Ballots
For	196	37.12%		48	143	5	0	0
Against	332	62.88%		83	239	10	0	0
Total Votes Cast	528	100.00%		131	382	15	0	0
Overvotes	0			0	0	0	0	0
Undervotes	29			7	21	1	0	0
Contest Totals	557			138	403	16	0	0

### Plano ISD - Proposition B

Vote For 1

	TOTAL	VOTE %		Election Day	Early Voting	Ballot By Mail	Provisional Ballots	Limited Ballots
For	196	36.98%		44	146	6	0	0
Against	334	63.02%		87	238	9	0	0
Total Votes Cast	530	100.00%		131	384	15	0	0
Overvotes	0			0	0	0	0	0
Undervotes	27			7	19	1	0	0
Contest Totals	557			138	403	16	0	0

### Plano ISD - Proposition C

Vote For 1

	TOTAL	VOTE %		Election Day	Early Voting	Ballot By Mail	Provisional Ballots	Limited Ballots
For	204	38.64%		49	149	6	0	0
Against	324	61.36%		82	233	9	0	0
Total Votes Cast	528	100.00%		131	382	15	0	0
Overvotes	0			0	0	0	0	0
Undervotes	29			7	21	1	0	0
Contest Totals	557			138	403	16	0	0

### Plano ISD - Proposition D

Vote For 1

	TOTAL	VOTE %		Election Day	Early Voting	Ballot By Mail	Provisional Ballots	Limited Ballots
For	172	32.64%		41	127	4	0	0
Against	355	67.36%		90	254	11	0	0
Total Votes Cast	527	100.00%		131	381	15	0	0
Overvotes	0			0	0	0	0	0
Undervotes	30			7	22	1	0	0
Contest Totals	557			138	403	16	0	0

## PCT 165

### Plano ISD - Proposition E

Vote For 1

	TOTAL	VOTE %		Election Day	Early Voting	Ballot By Mail	Provisional Ballots	Limited Ballots
For	168	31.94%		38	125	5	0	0
Against	358	68.06%		92	256	10	0	0
Total Votes Cast	526	100.00%		130	381	15	0	0
Overvotes	0			0	0	0	0	0
Undervotes	31			8	22	1	0	0
Contest Totals	557			138	403	16	0	0

## PCT 166

### U. S. Representative District 3

Vote For 1

	TOTAL	VOTE %	Election Day	Early Voting	Ballot By Mail	Provisional Ballots	Limited Ballots
REP Keith Self	1,128	54.28%	284	832	10	2	0
DEM Sandeep Srivastava	894	43.02%	233	633	28	0	0
LIB Christopher Claytor	56	2.69%	17	39	0	0	0
Total Votes Cast	2,078	100.00%	534	1,504	38	2	0
Overvotes	0		0	0	0	0	0
Undervotes	49		18	31	0	0	0
Contest Totals	2,127		552	1,535	38	2	0

### Governor

Vote For 1

	TOTAL	VOTE %	Election Day	Early Voting	Ballot By Mail	Provisional Ballots	Limited Ballots
REP Greg Abbott	1,114	52.77%	272	828	12	2	0
DEM Beto O'Rourke	968	45.86%	265	678	25	0	0
LIB Mark Tippetts	23	1.09%	5	18	0	0	0
GRN Delilah Barrios	5	0.24%	3	2	0	0	0
Write-In Totals	1	0.05%	0	1	0	0	0
Total Votes Cast	2,111	100.00%	545	1,527	37	2	0
Overvotes	0		0	0	0	0	0
Undervotes	16		7	8	1	0	0
Contest Totals	2,127		552	1,535	38	2	0

### Lieutenant Governor

Vote For 1

	TOTAL	VOTE %	Election Day	Early Voting	Ballot By Mail	Provisional Ballots	Limited Ballots
REP Dan Patrick	1,072	51.64%	263	797	11	1	0
DEM Mike Collier	957	46.10%	253	676	27	1	0
LIB Shanna Steele	47	2.26%	13	34	0	0	0
Total Votes Cast	2,076	100.00%	529	1,507	38	2	0
Overvotes	0		0	0	0	0	0
Undervotes	51		23	28	0	0	0
Contest Totals	2,127		552	1,535	38	2	0

### Attorney General

Vote For 1

	TOTAL	VOTE %	Election Day	Early Voting	Ballot By Mail	Provisional Ballots	Limited Ballots
REP Ken Paxton	1,071	51.61%	271	788	11	1	0
DEM Rochelle Mercedes Garza	937	45.16%	241	668	27	1	0
LIB Mark Ash	67	3.23%	15	52	0	0	0
Total Votes Cast	2,075	100.00%	527	1,508	38	2	0
Overvotes	0		0	0	0	0	0
Undervotes	52		25	27	0	0	0
Contest Totals	2,127		552	1,535	38	2	0

## PCT 166

### Comptroller of Public Accounts

Vote For 1

	TOTAL	VOTE %	Election Day	Early Voting	Ballot By Mail	Provisional Ballots	Limited Ballots
REP Glenn Hegar	1,153	55.89%	283	859	9	2	0
DEM Janet T. Dudding	873	42.32%	226	620	27	0	0
LIB V. Alonzo Echevarria-Garza	37	1.79%	12	25	0	0	0
Total Votes Cast	2,063	100.00%	521	1,504	36	2	0
Overvotes	0		0	0	0	0	0
Undervotes	64		31	31	2	0	0
Contest Totals	2,127		552	1,535	38	2	0

### Commissioner of the General Land Office

Vote For 1

	TOTAL	VOTE %	Election Day	Early Voting	Ballot By Mail	Provisional Ballots	Limited Ballots
REP Dawn Buckingham	1,146	55.58%	282	851	11	2	0
DEM Jay Kleberg	891	43.21%	230	636	25	0	0
GRN Alfred Molison, Jr	24	1.16%	10	14	0	0	0
Write-In Totals	1	0.05%	1	0	0	0	0
Total Votes Cast	2,062	100.00%	523	1,501	36	2	0
Overvotes	0		0	0	0	0	0
Undervotes	65		29	34	2	0	0
Contest Totals	2,127		552	1,535	38	2	0

### Commissioner of Agriculture

Vote For 1

	TOTAL	VOTE %	Election Day	Early Voting	Ballot By Mail	Provisional Ballots	Limited Ballots
REP Sid Miller	1,146	55.85%	281	854	9	2	0
DEM Susan Hays	906	44.15%	236	644	26	0	0
Total Votes Cast	2,052	100.00%	517	1,498	35	2	0
Overvotes	0		0	0	0	0	0
Undervotes	75		35	37	3	0	0
Contest Totals	2,127		552	1,535	38	2	0

### Railroad Commissioner

Vote For 1

	TOTAL	VOTE %	Election Day	Early Voting	Ballot By Mail	Provisional Ballots	Limited Ballots
REP Wayne Christian	1,123	54.44%	274	836	11	2	0
DEM Luke Warford	877	42.51%	227	624	26	0	0
LIB Jaime Andres Diez	42	2.04%	13	29	0	0	0
GRN Hunter Wayne Crow	21	1.02%	7	14	0	0	0
Total Votes Cast	2,063	100.00%	521	1,503	37	2	0
Overvotes	0		0	0	0	0	0
Undervotes	64		31	32	1	0	0
Contest Totals	2,127		552	1,535	38	2	0

## PCT 166

### Justice, Supreme Court, Place 3

Vote For 1

	TOTAL	VOTE %		Election Day	Early Voting	Ballot By Mail	Provisional Ballots	Limited Ballots
REP Debra Lehrmann	1,131	54.69%	<div style="width: 54.69%;"><div style="width: 54.69%;"></div></div>	280	838	11	2	0
DEM Erin A. Nowell	900	43.52%	<div style="width: 43.52%;"><div style="width: 43.52%;"></div></div>	239	636	25	0	0
LIB Thomas Edward Oxford	37	1.79%	<div style="width: 1.79%;"><div style="width: 1.79%;"></div></div>	12	25	0	0	0
Total Votes Cast	2,068	100.00%	<div style="width: 100.00%;"><div style="width: 100.00%;"></div></div>	531	1,499	36	2	0
Overvotes	0			0	0	0	0	0
Undervotes	59			21	36	2	0	0
Contest Totals	2,127			552	1,535	38	2	0

### Justice, Supreme Court, Place 5

Vote For 1

	TOTAL	VOTE %		Election Day	Early Voting	Ballot By Mail	Provisional Ballots	Limited Ballots
REP Rebeca Huddle	1,150	55.88%	<div style="width: 55.88%;"><div style="width: 55.88%;"></div></div>	288	850	10	2	0
DEM Amanda Reichel	908	44.12%	<div style="width: 44.12%;"><div style="width: 44.12%;"></div></div>	238	646	24	0	0
Total Votes Cast	2,058	100.00%	<div style="width: 100.00%;"><div style="width: 100.00%;"></div></div>	526	1,496	34	2	0
Overvotes	0			0	0	0	0	0
Undervotes	69			26	39	4	0	0
Contest Totals	2,127			552	1,535	38	2	0

### Justice, Supreme Court, Place 9

Vote For 1

	TOTAL	VOTE %		Election Day	Early Voting	Ballot By Mail	Provisional Ballots	Limited Ballots
REP Evan Young	1,143	55.54%	<div style="width: 55.54%;"><div style="width: 55.54%;"></div></div>	286	845	10	2	0
DEM Julia Maldonado	915	44.46%	<div style="width: 44.46%;"><div style="width: 44.46%;"></div></div>	241	649	25	0	0
Total Votes Cast	2,058	100.00%	<div style="width: 100.00%;"><div style="width: 100.00%;"></div></div>	527	1,494	35	2	0
Overvotes	0			0	0	0	0	0
Undervotes	69			25	41	3	0	0
Contest Totals	2,127			552	1,535	38	2	0

### Judge, Court of Criminal Appeals, Place 5

Vote For 1

	TOTAL	VOTE %		Election Day	Early Voting	Ballot By Mail	Provisional Ballots	Limited Ballots
REP Scott Walker	1,130	54.93%	<div style="width: 54.93%;"><div style="width: 54.93%;"></div></div>	274	843	11	2	0
DEM Dana Huffman	927	45.07%	<div style="width: 45.07%;"><div style="width: 45.07%;"></div></div>	252	650	25	0	0
Total Votes Cast	2,057	100.00%	<div style="width: 100.00%;"><div style="width: 100.00%;"></div></div>	526	1,493	36	2	0
Overvotes	0			0	0	0	0	0
Undervotes	70			26	42	2	0	0
Contest Totals	2,127			552	1,535	38	2	0



## PCT 166

### Judge, Court of Criminal Appeals, Place 6

Vote For 1

	TOTAL	VOTE %		Election Day	Early Voting	Ballot By Mail	Provisional Ballots	Limited Ballots
REP Jesse F. McClure, III	1,144	55.83%	<div style="width: 55.83%;"><div style="width: 55.83%;"></div></div>	284	849	9	2	0
DEM Robert Johnson	905	44.17%	<div style="width: 44.17%;"><div style="width: 44.17%;"></div></div>	238	643	24	0	0
Total Votes Cast	2,049	100.00%	<div style="width: 100.00%;"><div style="width: 100.00%;"></div></div>	522	1,492	33	2	0
Overvotes	0			0	0	0	0	0
Undervotes	78			30	43	5	0	0
Contest Totals	2,127			552	1,535	38	2	0

### Member, State Board of Education, District 12 CCD

Vote For 1

	TOTAL	VOTE %		Election Day	Early Voting	Ballot By Mail	Provisional Ballots	Limited Ballots
REP Pam Little	1,115	54.36%	<div style="width: 54.36%;"><div style="width: 54.36%;"></div></div>	272	831	10	2	0
DEM Alex Cornwallis	881	42.95%	<div style="width: 42.95%;"><div style="width: 42.95%;"></div></div>	236	619	26	0	0
LIB Christy Mowrey	55	2.68%	<div style="width: 2.68%;"><div style="width: 2.68%;"></div></div>	12	43	0	0	0
Write-In Totals	0	0.00%	<div style="width: 0.00%;"><div style="width: 0.00%;"></div></div>	0	0	0	0	0
Total Votes Cast	2,051	100.00%	<div style="width: 100.00%;"><div style="width: 100.00%;"></div></div>	520	1,493	36	2	0
Overvotes	0			0	0	0	0	0
Undervotes	76			32	42	2	0	0
Contest Totals	2,127			552	1,535	38	2	0

### State Senator, District 8

Vote For 1

	TOTAL	VOTE %		Election Day	Early Voting	Ballot By Mail	Provisional Ballots	Limited Ballots
REP Angela Paxton	1,090	52.86%	<div style="width: 52.86%;"><div style="width: 52.86%;"></div></div>	272	806	11	1	0
DEM Jonathan Cocks	928	45.00%	<div style="width: 45.00%;"><div style="width: 45.00%;"></div></div>	243	659	25	1	0
LIB Edward Kless	44	2.13%	<div style="width: 2.13%;"><div style="width: 2.13%;"></div></div>	11	33	0	0	0
Total Votes Cast	2,062	100.00%	<div style="width: 100.00%;"><div style="width: 100.00%;"></div></div>	526	1,498	36	2	0
Overvotes	0			0	0	0	0	0
Undervotes	65			26	37	2	0	0
Contest Totals	2,127			552	1,535	38	2	0

### Justice, 5th Court of Appeals District, Place 4

Vote For 1

	TOTAL	VOTE %		Election Day	Early Voting	Ballot By Mail	Provisional Ballots	Limited Ballots
REP Emily A. Miskel	1,145	56.02%	<div style="width: 56.02%;"><div style="width: 56.02%;"></div></div>	279	854	10	2	0
DEM Maricela Moore	899	43.98%	<div style="width: 43.98%;"><div style="width: 43.98%;"></div></div>	237	637	25	0	0
Total Votes Cast	2,044	100.00%	<div style="width: 100.00%;"><div style="width: 100.00%;"></div></div>	516	1,491	35	2	0
Overvotes	0			0	0	0	0	0
Undervotes	83			36	44	3	0	0
Contest Totals	2,127			552	1,535	38	2	0

## PCT 166

### Justice, 5th Court of Appeals District, Place 7

Vote For 1

	TOTAL	VOTE %		Election Day	Early Voting	Ballot By Mail	Provisional Ballots	Limited Ballots
REP Kristina Williams	1,144	56.16%		283	847	12	2	0
DEM Nancy Kennedy	893	43.84%		231	639	23	0	0
Total Votes Cast	2,037	100.00%		514	1,486	35	2	0
Overvotes	0			0	0	0	0	0
Undervotes	90			38	49	3	0	0
Contest Totals	2,127			552	1,535	38	2	0

### County Judge CCD

Vote For 1

	TOTAL	VOTE %		Election Day	Early Voting	Ballot By Mail	Provisional Ballots	Limited Ballots
REP Chris Hill	1,153	56.08%		286	854	11	2	0
DEM Joshua Murray	903	43.92%		235	644	24	0	0
Total Votes Cast	2,056	100.00%		521	1,498	35	2	0
Overvotes	0			0	0	0	0	0
Undervotes	71			31	37	3	0	0
Contest Totals	2,127			552	1,535	38	2	0

### District Clerk CCD

Vote For 1

	TOTAL	VOTE %		Election Day	Early Voting	Ballot By Mail	Provisional Ballots	Limited Ballots
REP Mike Gould	1,156	56.61%		291	851	12	2	0
DEM David Brignac	886	43.39%		227	636	23	0	0
Total Votes Cast	2,042	100.00%		518	1,487	35	2	0
Overvotes	0			0	0	0	0	0
Undervotes	85			34	48	3	0	0
Contest Totals	2,127			552	1,535	38	2	0

### Justice of the Peace, Precinct 3

Vote For 1

	TOTAL	VOTE %		Election Day	Early Voting	Ballot By Mail	Provisional Ballots	Limited Ballots
REP Mike Missildine	1,155	56.53%		285	858	10	2	0
DEM Irvin Lynn Barrett	888	43.47%		233	630	25	0	0
Total Votes Cast	2,043	100.00%		518	1,488	35	2	0
Overvotes	0			0	0	0	0	0
Undervotes	84			34	47	3	0	0
Contest Totals	2,127			552	1,535	38	2	0

## PCT 166

### Murphy, City of - Proposition A

Vote For 1

	TOTAL	VOTE %	Election Day	Early Voting	Ballot By Mail	Provisional Ballots	Limited Ballots
For	1,714	89.83%	420	1,262	30	2	0
Against	194	10.17%	55	139	0	0	0
Total Votes Cast	1,908	100.00%	475	1,401	30	2	0
Overvotes	0		0	0	0	0	0
Undervotes	219		77	134	8	0	0
Contest Totals	2,127		552	1,535	38	2	0

### Murphy, City of - Proposition B

Vote For 1

	TOTAL	VOTE %	Election Day	Early Voting	Ballot By Mail	Provisional Ballots	Limited Ballots
For	962	51.31%	213	726	21	2	0
Against	913	48.69%	250	656	7	0	0
Total Votes Cast	1,875	100.00%	463	1,382	28	2	0
Overvotes	0		0	0	0	0	0
Undervotes	252		89	153	10	0	0
Contest Totals	2,127		552	1,535	38	2	0

### Murphy, City of - Proposition C

Vote For 1

	TOTAL	VOTE %	Election Day	Early Voting	Ballot By Mail	Provisional Ballots	Limited Ballots
For	1,436	80.36%	344	1,066	24	2	0
Against	351	19.64%	101	247	3	0	0
Total Votes Cast	1,787	100.00%	445	1,313	27	2	0
Overvotes	0		0	0	0	0	0
Undervotes	340		107	222	11	0	0
Contest Totals	2,127		552	1,535	38	2	0

### Murphy, City of - Proposition D

Vote For 1

	TOTAL	VOTE %	Election Day	Early Voting	Ballot By Mail	Provisional Ballots	Limited Ballots
For	1,289	74.04%	321	946	20	2	0
Against	452	25.96%	112	333	7	0	0
Total Votes Cast	1,741	100.00%	433	1,279	27	2	0
Overvotes	0		0	0	0	0	0
Undervotes	386		119	256	11	0	0
Contest Totals	2,127		552	1,535	38	2	0

## PCT 166

### Murphy, City of - Proposition E

Vote For 1

	TOTAL	VOTE %	Election Day	Early Voting	Ballot By Mail	Provisional Ballots	Limited Ballots
For	1,534	85.60%	369	1,135	28	2	0
Against	258	14.40%	71	187	0	0	0
Total Votes Cast	1,792	100.00%	440	1,322	28	2	0
Overvotes	0		0	0	0	0	0
Undervotes	335		112	213	10	0	0
Contest Totals	2,127		552	1,535	38	2	0

### Murphy, City of - Proposition F

Vote For 1

	TOTAL	VOTE %	Election Day	Early Voting	Ballot By Mail	Provisional Ballots	Limited Ballots
For	1,704	95.14%	409	1,264	29	2	0
Against	87	4.86%	28	59	0	0	0
Total Votes Cast	1,791	100.00%	437	1,323	29	2	0
Overvotes	0		0	0	0	0	0
Undervotes	336		115	212	9	0	0
Contest Totals	2,127		552	1,535	38	2	0

### Murphy, City of - Proposition G

Vote For 1

	TOTAL	VOTE %	Election Day	Early Voting	Ballot By Mail	Provisional Ballots	Limited Ballots
For	1,348	77.52%	315	1,006	25	2	0
Against	391	22.48%	116	272	3	0	0
Total Votes Cast	1,739	100.00%	431	1,278	28	2	0
Overvotes	0		0	0	0	0	0
Undervotes	388		121	257	10	0	0
Contest Totals	2,127		552	1,535	38	2	0

### Murphy, City of - Proposition H

Vote For 1

	TOTAL	VOTE %	Election Day	Early Voting	Ballot By Mail	Provisional Ballots	Limited Ballots
For	1,217	74.48%	306	893	17	1	0
Against	417	25.52%	103	306	8	0	0
Total Votes Cast	1,634	100.00%	409	1,199	25	1	0
Overvotes	0		0	0	0	0	0
Undervotes	493		143	336	13	1	0
Contest Totals	2,127		552	1,535	38	2	0

## PCT 166

### Murphy, City of - Proposition I

Vote For 1

	TOTAL	VOTE %	Election Day	Early Voting	Ballot By Mail	Provisional Ballots	Limited Ballots
For	1,626	93.45%	394	1,202	28	2	0
Against	114	6.55%	28	86	0	0	0
Total Votes Cast	1,740	100.00%	422	1,288	28	2	0
Overvotes	0		0	0	0	0	0
Undervotes	387		130	247	10	0	0
Contest Totals	2,127		552	1,535	38	2	0

### Murphy, City of - Proposition J

Vote For 1

	TOTAL	VOTE %	Election Day	Early Voting	Ballot By Mail	Provisional Ballots	Limited Ballots
For	1,591	93.04%	379	1,186	25	1	0
Against	119	6.96%	36	82	1	0	0
Total Votes Cast	1,710	100.00%	415	1,268	26	1	0
Overvotes	0		0	0	0	0	0
Undervotes	417		137	267	12	1	0
Contest Totals	2,127		552	1,535	38	2	0

### Murphy, City of - Proposition K

Vote For 1

	TOTAL	VOTE %	Election Day	Early Voting	Ballot By Mail	Provisional Ballots	Limited Ballots
For	1,411	83.54%	345	1,040	24	2	0
Against	278	16.46%	69	208	1	0	0
Total Votes Cast	1,689	100.00%	414	1,248	25	2	0
Overvotes	0		0	0	0	0	0
Undervotes	438		138	287	13	0	0
Contest Totals	2,127		552	1,535	38	2	0

### Murphy, City of - Proposition L

Vote For 1

	TOTAL	VOTE %	Election Day	Early Voting	Ballot By Mail	Provisional Ballots	Limited Ballots
For	1,507	90.51%	360	1,121	24	2	0
Against	158	9.49%	43	113	2	0	0
Total Votes Cast	1,665	100.00%	403	1,234	26	2	0
Overvotes	0		0	0	0	0	0
Undervotes	462		149	301	12	0	0
Contest Totals	2,127		552	1,535	38	2	0

## PCT 166

### Murphy, City of - Proposition M

Vote For 1

	TOTAL	VOTE %	Election Day	Early Voting	Ballot By Mail	Provisional Ballots	Limited Ballots
For	1,418	83.17%	354	1,037	25	2	0
Against	287	16.83%	60	223	4	0	0
Total Votes Cast	1,705	100.00%	414	1,260	29	2	0
Overvotes	0		0	0	0	0	0
Undervotes	422		138	275	9	0	0
Contest Totals	2,127		552	1,535	38	2	0

### Murphy, City of - Proposition N

Vote For 1

	TOTAL	VOTE %	Election Day	Early Voting	Ballot By Mail	Provisional Ballots	Limited Ballots
For	1,176	71.84%	303	853	19	1	0
Against	461	28.16%	101	351	9	0	0
Total Votes Cast	1,637	100.00%	404	1,204	28	1	0
Overvotes	0		0	0	0	0	0
Undervotes	490		148	331	10	1	0
Contest Totals	2,127		552	1,535	38	2	0

### Murphy, City of - Proposition O

Vote For 1

	TOTAL	VOTE %	Election Day	Early Voting	Ballot By Mail	Provisional Ballots	Limited Ballots
For	1,554	91.52%	371	1,153	28	2	0
Against	144	8.48%	38	105	1	0	0
Total Votes Cast	1,698	100.00%	409	1,258	29	2	0
Overvotes	0		0	0	0	0	0
Undervotes	429		143	277	9	0	0
Contest Totals	2,127		552	1,535	38	2	0

### Wylie ISD - Trustee, Place 1




Vote For 1

	TOTAL	VOTE %	Election Day	Early Voting	Ballot By Mail	Provisional Ballots	Limited Ballots
Jill Palmer	761	48.13%	201	545	14	1	0
Stacie Smith	820	51.87%	187	623	10	0	0
Total Votes Cast	1,581	100.00%	388	1,168	24	1	0
Overvotes	0		0	0	0	0	0
Undervotes	546		164	367	14	1	0
Contest Totals	2,127		552	1,535	38	2	0

## PCT 166




### Wylie ISD - Trustee, Place 2

Vote For 1

	TOTAL	VOTE %		Election Day	Early Voting	Ballot By Mail	Provisional Ballots	Limited Ballots
Jeffrey Keech	679	44.15%		185	487	6	1	0
Mike Williams	859	55.85%		185	659	15	0	0
Total Votes Cast	1,538	100.00%		370	1,146	21	1	0
Overvotes	0			0	0	0	0	0
Undervotes	589			182	389	17	1	0
Contest Totals	2,127			552	1,535	38	2	0




### Wylie ISD - Trustee, Place 5

Vote For 1

	TOTAL	VOTE %		Election Day	Early Voting	Ballot By Mail	Provisional Ballots	Limited Ballots
Viridie Montgomery	936	57.67%		222	697	17	0	0
Kevin Brooks	687	42.33%		181	498	7	1	0
Total Votes Cast	1,623	100.00%		403	1,195	24	1	0
Overvotes	0			0	0	0	0	0
Undervotes	504			149	340	14	1	0
Contest Totals	2,127			552	1,535	38	2	0

### Wylie ISD - Trustee, Place 6

Vote For 1

	TOTAL	VOTE %		Election Day	Early Voting	Ballot By Mail	Provisional Ballots	Limited Ballots
Jacob Day	852	57.84%		202	637	13	0	0
Michael Schwerin	621	42.16%		153	459	8	1	0
Total Votes Cast	1,473	100.00%		355	1,096	21	1	0
Overvotes	0			0	0	0	0	0
Undervotes	654			197	439	17	1	0
Contest Totals	2,127			552	1,535	38	2	0

## PCT 167

### U. S. Representative, District 4

Vote For 1

	TOTAL	VOTE %		Election Day	Early Voting	Ballot By Mail	Provisional Ballots	Limited Ballots
REP Pat Fallon	1,112	42.77%	<div style="width: 42.77%;"><div style="width: 42.77%;"></div></div>	295	795	21	1	0
DEM Iro Omere	1,427	54.88%	<div style="width: 54.88%;"><div style="width: 54.88%;"></div></div>	307	1,056	63	1	0
LIB John Simmons	61	2.35%	<div style="width: 2.35%;"><div style="width: 2.35%;"></div></div>	21	39	1	0	0
Total Votes Cast	2,600	100.00%	<div style="width: 100.00%;"><div style="width: 100.00%;"></div></div>	623	1,890	85	2	0
Overvotes	0			0	0	0	0	0
Undervotes	53			19	32	1	1	0
Contest Totals	2,653			642	1,922	86	3	0

### Governor

Vote For 1

	TOTAL	VOTE %		Election Day	Early Voting	Ballot By Mail	Provisional Ballots	Limited Ballots
REP Greg Abbott	1,093	41.26%	<div style="width: 41.26%;"><div style="width: 41.26%;"></div></div>	286	782	24	1	0
DEM Beto O'Rourke	1,527	57.64%	<div style="width: 57.64%;"><div style="width: 57.64%;"></div></div>	346	1,117	62	2	0
LIB Mark Tippetts	24	0.91%	<div style="width: 0.91%;"><div style="width: 0.91%;"></div></div>	6	18	0	0	0
GRN Delilah Barrios	5	0.19%	<div style="width: 0.19%;"><div style="width: 0.19%;"></div></div>	2	3	0	0	0
Write-In Totals	0	0.00%	<div style="width: 0.00%;"><div style="width: 0.00%;"></div></div>	0	0	0	0	0
Total Votes Cast	2,649	100.00%	<div style="width: 100.00%;"><div style="width: 100.00%;"></div></div>	640	1,920	86	3	0
Overvotes	0			0	0	0	0	0
Undervotes	4			2	2	0	0	0
Contest Totals	2,653			642	1,922	86	3	0

### Lieutenant Governor

Vote For 1

	TOTAL	VOTE %		Election Day	Early Voting	Ballot By Mail	Provisional Ballots	Limited Ballots
REP Dan Patrick	1,053	40.24%	<div style="width: 40.24%;"><div style="width: 40.24%;"></div></div>	283	748	21	1	0
DEM Mike Collier	1,503	57.43%	<div style="width: 57.43%;"><div style="width: 57.43%;"></div></div>	334	1,104	64	1	0
LIB Shanna Steele	61	2.33%	<div style="width: 2.33%;"><div style="width: 2.33%;"></div></div>	19	41	1	0	0
Total Votes Cast	2,617	100.00%	<div style="width: 100.00%;"><div style="width: 100.00%;"></div></div>	636	1,893	86	2	0
Overvotes	0			0	0	0	0	0
Undervotes	36			6	29	0	1	0
Contest Totals	2,653			642	1,922	86	3	0

### Attorney General

Vote For 1

	TOTAL	VOTE %		Election Day	Early Voting	Ballot By Mail	Provisional Ballots	Limited Ballots
REP Ken Paxton	1,029	39.58%	<div style="width: 39.58%;"><div style="width: 39.58%;"></div></div>	282	726	20	1	0
DEM Rochelle Mercedes Garza	1,488	57.23%	<div style="width: 57.23%;"><div style="width: 57.23%;"></div></div>	324	1,099	64	1	0
LIB Mark Ash	83	3.19%	<div style="width: 3.19%;"><div style="width: 3.19%;"></div></div>	21	61	1	0	0
Total Votes Cast	2,600	100.00%	<div style="width: 100.00%;"><div style="width: 100.00%;"></div></div>	627	1,886	85	2	0
Overvotes	0			0	0	0	0	0
Undervotes	53			15	36	1	1	0
Contest Totals	2,653			642	1,922	86	3	0



## PCT 167

### Comptroller of Public Accounts

Vote For 1

	TOTAL	VOTE %	Election Day	Early Voting	Ballot By Mail	Provisional Ballots	Limited Ballots
REP Glenn Hegar	1,158	44.85%	312	820	25	1	0
DEM Janet T. Dudding	1,379	53.41%	291	1,027	60	1	0
LIB V. Alonzo Echevarria-Garza	45	1.74%	15	30	0	0	0
Total Votes Cast	2,582	100.00%	618	1,877	85	2	0
Overvotes	0		0	0	0	0	0
Undervotes	71		24	45	1	1	0
Contest Totals	2,653		642	1,922	86	3	0

### Commissioner of the General Land Office

Vote For 1

	TOTAL	VOTE %	Election Day	Early Voting	Ballot By Mail	Provisional Ballots	Limited Ballots
REP Dawn Buckingham	1,122	43.74%	305	794	22	1	0
DEM Jay Kleberg	1,413	55.09%	305	1,047	60	1	0
GRN Alfred Molison, Jr	29	1.13%	5	24	0	0	0
Write-In Totals	1	0.04%	0	0	1	0	0
Total Votes Cast	2,565	100.00%	615	1,865	83	2	0
Overvotes	0		0	0	0	0	0
Undervotes	88		27	57	3	1	0
Contest Totals	2,653		642	1,922	86	3	0

### Commissioner of Agriculture

Vote For 1

	TOTAL	VOTE %	Election Day	Early Voting	Ballot By Mail	Provisional Ballots	Limited Ballots
REP Sid Miller	1,111	43.26%	300	790	20	1	0
DEM Susan Hays	1,457	56.74%	314	1,079	63	1	0
Total Votes Cast	2,568	100.00%	614	1,869	83	2	0
Overvotes	0		0	0	0	0	0
Undervotes	85		28	53	3	1	0
Contest Totals	2,653		642	1,922	86	3	0

### Railroad Commissioner

Vote For 1

	TOTAL	VOTE %	Election Day	Early Voting	Ballot By Mail	Provisional Ballots	Limited Ballots
REP Wayne Christian	1,115	43.32%	297	796	21	1	0
DEM Luke Warford	1,384	53.77%	301	1,021	61	1	0
LIB Jaime Andres Diez	54	2.10%	13	39	2	0	0
GRN Hunter Wayne Crow	21	0.82%	5	16	0	0	0
Total Votes Cast	2,574	100.00%	616	1,872	84	2	0
Overvotes	0		0	0	0	0	0
Undervotes	79		26	50	2	1	0
Contest Totals	2,653		642	1,922	86	3	0

## PCT 167

### Justice, Supreme Court, Place 3

Vote For 1

	TOTAL	VOTE %	Election Day	Early Voting	Ballot By Mail	Provisional Ballots	Limited Ballots
REP Debra Lehrmann	1,117	43.50%	293	799	24	1	0
DEM Erin A. Nowell	1,405	54.71%	305	1,039	60	1	0
LIB Thomas Edward Oxford	46	1.79%	15	31	0	0	0
Total Votes Cast	2,568	100.00%	613	1,869	84	2	0
Overvotes	0		0	0	0	0	0
Undervotes	85		29	53	2	1	0
Contest Totals	2,653		642	1,922	86	3	0

### Justice, Supreme Court, Place 5

Vote For 1

	TOTAL	VOTE %	Election Day	Early Voting	Ballot By Mail	Provisional Ballots	Limited Ballots
REP Rebeca Huddle	1,128	44.11%	301	802	24	1	0
DEM Amanda Reichel	1,429	55.89%	310	1,060	58	1	0
Total Votes Cast	2,557	100.00%	611	1,862	82	2	0
Overvotes	0		0	0	0	0	0
Undervotes	96		31	60	4	1	0
Contest Totals	2,653		642	1,922	86	3	0

### Justice, Supreme Court, Place 9

Vote For 1

	TOTAL	VOTE %	Election Day	Early Voting	Ballot By Mail	Provisional Ballots	Limited Ballots
REP Evan Young	1,121	43.91%	299	797	24	1	0
DEM Julia Maldonado	1,432	56.09%	312	1,059	60	1	0
Total Votes Cast	2,553	100.00%	611	1,856	84	2	0
Overvotes	0		0	0	0	0	0
Undervotes	100		31	66	2	1	0
Contest Totals	2,653		642	1,922	86	3	0

### Judge, Court of Criminal Appeals, Place 5

Vote For 1

	TOTAL	VOTE %	Election Day	Early Voting	Ballot By Mail	Provisional Ballots	Limited Ballots
REP Scott Walker	1,118	43.91%	301	792	24	1	0
DEM Dana Huffman	1,428	56.09%	306	1,059	62	1	0
Total Votes Cast	2,546	100.00%	607	1,851	86	2	0
Overvotes	0		0	0	0	0	0
Undervotes	107		35	71	0	1	0
Contest Totals	2,653		642	1,922	86	3	0

## PCT 167

### Judge, Court of Criminal Appeals, Place 6

Vote For 1

	TOTAL	VOTE %		Election Day	Early Voting	Ballot By Mail	Provisional Ballots	Limited Ballots
REP Jesse F. McClure, III	1,125	44.17%	<div style="width: 44.17%;"><div style="width: 44.17%;"></div></div>	300	801	23	1	0
DEM Robert Johnson	1,422	55.83%	<div style="width: 55.83%;"><div style="width: 55.83%;"></div></div>	308	1,051	62	1	0
Total Votes Cast	2,547	100.00%	<div style="width: 100.00%;"><div style="width: 100.00%;"></div></div>	608	1,852	85	2	0
Overvotes	0			0	0	0	0	0
Undervotes	106			34	70	1	1	0
Contest Totals	2,653			642	1,922	86	3	0

### Member, State Board of Education, District 12 CCD

Vote For 1

	TOTAL	VOTE %		Election Day	Early Voting	Ballot By Mail	Provisional Ballots	Limited Ballots
REP Pam Little	1,101	42.92%	<div style="width: 42.92%;"><div style="width: 42.92%;"></div></div>	293	782	25	1	0
DEM Alex Cornwallis	1,396	54.42%	<div style="width: 54.42%;"><div style="width: 54.42%;"></div></div>	303	1,033	59	1	0
LIB Christy Mowrey	66	2.57%	<div style="width: 2.57%;"><div style="width: 2.57%;"></div></div>	14	52	0	0	0
Write-In Totals	2	0.08%	<div style="width: 0.08%;"><div style="width: 0.08%;"></div></div>	0	1	1	0	0
Total Votes Cast	2,565	100.00%	<div style="width: 100.00%;"><div style="width: 100.00%;"></div></div>	610	1,868	85	2	0
Overvotes	0			0	0	0	0	0
Undervotes	88			32	54	1	1	0
Contest Totals	2,653			642	1,922	86	3	0

### State Senator, District 8

Vote For 1

	TOTAL	VOTE %		Election Day	Early Voting	Ballot By Mail	Provisional Ballots	Limited Ballots
REP Angela Paxton	1,046	40.72%	<div style="width: 40.72%;"><div style="width: 40.72%;"></div></div>	284	738	23	1	0
DEM Jonathan Cocks	1,460	56.83%	<div style="width: 56.83%;"><div style="width: 56.83%;"></div></div>	317	1,080	62	1	0
LIB Edward Kless	63	2.45%	<div style="width: 2.45%;"><div style="width: 2.45%;"></div></div>	14	49	0	0	0
Total Votes Cast	2,569	100.00%	<div style="width: 100.00%;"><div style="width: 100.00%;"></div></div>	615	1,867	85	2	0
Overvotes	0			0	0	0	0	0
Undervotes	84			27	55	1	1	0
Contest Totals	2,653			642	1,922	86	3	0

### State Representative, District 70

Vote For 1

	TOTAL	VOTE %		Election Day	Early Voting	Ballot By Mail	Provisional Ballots	Limited Ballots
REP Jamee Jolly	1,120	43.78%	<div style="width: 43.78%;"><div style="width: 43.78%;"></div></div>	301	794	24	1	0
DEM Mihaela Elizabeth Plesa	1,438	56.22%	<div style="width: 56.22%;"><div style="width: 56.22%;"></div></div>	307	1,069	61	1	0
Total Votes Cast	2,558	100.00%	<div style="width: 100.00%;"><div style="width: 100.00%;"></div></div>	608	1,863	85	2	0
Overvotes	0			0	0	0	0	0
Undervotes	95			34	59	1	1	0
Contest Totals	2,653			642	1,922	86	3	0

## PCT 167

### Justice, 5th Court of Appeals District, Place 4

Vote For 1

	TOTAL	VOTE %		Election Day	Early Voting	Ballot By Mail	Provisional Ballots	Limited Ballots
REP Emily A. Miskel	1,117	43.92%	<div style="width: 43.92%;"><div style="width: 43.92%;"></div></div>	300	792	24	1	0
DEM Maricela Moore	1,426	56.08%	<div style="width: 56.08%;"><div style="width: 56.08%;"></div></div>	310	1,055	60	1	0
Total Votes Cast	2,543	100.00%	<div style="width: 100.00%;"><div style="width: 100.00%;"></div></div>	610	1,847	84	2	0
Overvotes	0			0	0	0	0	0
Undervotes	110			32	75	2	1	0
Contest Totals	2,653			642	1,922	86	3	0

### Justice, 5th Court of Appeals District, Place 7

Vote For 1

	TOTAL	VOTE %		Election Day	Early Voting	Ballot By Mail	Provisional Ballots	Limited Ballots
REP Kristina Williams	1,111	43.72%	<div style="width: 43.72%;"><div style="width: 43.72%;"></div></div>	297	789	24	1	0
DEM Nancy Kennedy	1,430	56.28%	<div style="width: 56.28%;"><div style="width: 56.28%;"></div></div>	311	1,058	60	1	0
Total Votes Cast	2,541	100.00%	<div style="width: 100.00%;"><div style="width: 100.00%;"></div></div>	608	1,847	84	2	0
Overvotes	0			0	0	0	0	0
Undervotes	112			34	75	2	1	0
Contest Totals	2,653			642	1,922	86	3	0

### County Judge CCD

Vote For 1

	TOTAL	VOTE %		Election Day	Early Voting	Ballot By Mail	Provisional Ballots	Limited Ballots
REP Chris Hill	1,127	44.02%	<div style="width: 44.02%;"><div style="width: 44.02%;"></div></div>	306	796	24	1	0
DEM Joshua Murray	1,433	55.98%	<div style="width: 55.98%;"><div style="width: 55.98%;"></div></div>	306	1,065	61	1	0
Total Votes Cast	2,560	100.00%	<div style="width: 100.00%;"><div style="width: 100.00%;"></div></div>	612	1,861	85	2	0
Overvotes	0			0	0	0	0	0
Undervotes	93			30	61	1	1	0
Contest Totals	2,653			642	1,922	86	3	0

### District Clerk CCD

Vote For 1

	TOTAL	VOTE %		Election Day	Early Voting	Ballot By Mail	Provisional Ballots	Limited Ballots
REP Mike Gould	1,125	44.27%	<div style="width: 44.27%;"><div style="width: 44.27%;"></div></div>	303	796	25	1	0
DEM David Brignac	1,416	55.73%	<div style="width: 55.73%;"><div style="width: 55.73%;"></div></div>	302	1,054	59	1	0
Total Votes Cast	2,541	100.00%	<div style="width: 100.00%;"><div style="width: 100.00%;"></div></div>	605	1,850	84	2	0
Overvotes	0			0	0	0	0	0
Undervotes	112			37	72	2	1	0
Contest Totals	2,653			642	1,922	86	3	0

## PCT 167

### Justice of the Peace, Precinct 4

Vote For 1

	TOTAL	VOTE %		Election Day	Early Voting	Ballot By Mail	Provisional Ballots	Limited Ballots
REP Vincent Venegoni	1,107	43.86%	<div style="width: 43.86%;"><div style="width: 43.86%;"></div></div>	294	788	24	1	0
DEM Adam Kern	1,417	56.14%	<div style="width: 56.14%;"><div style="width: 56.14%;"></div></div>	306	1,050	60	1	0
Total Votes Cast	2,524	100.00%	<div style="width: 100.00%;"><div style="width: 100.00%;"></div></div>	600	1,838	84	2	0
Overvotes	0			0	0	0	0	0
Undervotes	129			42	84	2	1	0
Contest Totals	2,653			642	1,922	86	3	0

### Plano ISD - Proposition A

Vote For 1

	TOTAL	VOTE %		Election Day	Early Voting	Ballot By Mail	Provisional Ballots	Limited Ballots
For	617	50.91%	<div style="width: 50.91%;"><div style="width: 50.91%;"></div></div>	114	481	21	1	0
Against	595	49.09%	<div style="width: 49.09%;"><div style="width: 49.09%;"></div></div>	113	461	20	1	0
Total Votes Cast	1,212	100.00%	<div style="width: 100.00%;"><div style="width: 100.00%;"></div></div>	227	942	41	2	0
Overvotes	0			0	0	0	0	0
Undervotes	88			25	53	9	1	0
Contest Totals	1,300			252	995	50	3	0

### Plano ISD - Proposition B

Vote For 1

	TOTAL	VOTE %		Election Day	Early Voting	Ballot By Mail	Provisional Ballots	Limited Ballots
For	705	57.83%	<div style="width: 57.83%;"><div style="width: 57.83%;"></div></div>	130	544	28	3	0
Against	514	42.17%	<div style="width: 42.17%;"><div style="width: 42.17%;"></div></div>	97	401	16	0	0
Total Votes Cast	1,219	100.00%	<div style="width: 100.00%;"><div style="width: 100.00%;"></div></div>	227	945	44	3	0
Overvotes	0			0	0	0	0	0
Undervotes	81			25	50	6	0	0
Contest Totals	1,300			252	995	50	3	0

### Plano ISD - Proposition C




Vote For 1

	TOTAL	VOTE %		Election Day	Early Voting	Ballot By Mail	Provisional Ballots	Limited Ballots
For	692	56.95%	<div style="width: 56.95%;"><div style="width: 56.95%;"></div></div>	128	536	26	2	0
Against	523	43.05%	<div style="width: 43.05%;"><div style="width: 43.05%;"></div></div>	101	403	18	1	0
Total Votes Cast	1,215	100.00%	<div style="width: 100.00%;"><div style="width: 100.00%;"></div></div>	229	939	44	3	0
Overvotes	0			0	0	0	0	0
Undervotes	85			23	56	6	0	0
Contest Totals	1,300			252	995	50	3	0

## PCT 167




### Plano ISD - Proposition D

Vote For 1

	TOTAL	VOTE %		Election Day	Early Voting	Ballot By Mail	Provisional Ballots	Limited Ballots
For	602	49.51%		118	463	18	3	0
Against	614	50.49%		110	478	26	0	0
Total Votes Cast	1,216	100.00%		228	941	44	3	0
Overvotes	0			0	0	0	0	0
Undervotes	84			24	54	6	0	0
Contest Totals	1,300			252	995	50	3	0

### Plano ISD - Proposition E

Vote For 1

	TOTAL	VOTE %		Election Day	Early Voting	Ballot By Mail	Provisional Ballots	Limited Ballots
For	558	45.93%		104	440	13	1	0
Against	657	54.07%		125	499	31	2	0
Total Votes Cast	1,215	100.00%		229	939	44	3	0
Overvotes	0			0	0	0	0	0
Undervotes	85			23	56	6	0	0
Contest Totals	1,300			252	995	50	3	0

## PCT 168

### U. S. Representative District 3

Vote For 1

	TOTAL	VOTE %	Election Day	Early Voting	Ballot By Mail	Provisional Ballots	Limited Ballots
REP Keith Self	760	69.98%	181	571	8	0	0
DEM Sandeep Srivastava	284	26.15%	56	217	11	0	0
LIB Christopher Claytor	42	3.87%	14	27	1	0	0
Total Votes Cast	1,086	100.00%	251	815	20	0	0
Overvotes	0		0	0	0	0	0
Undervotes	27		8	19	0	0	0
Contest Totals	1,113		259	834	20	0	0

### Governor

Vote For 1

	TOTAL	VOTE %	Election Day	Early Voting	Ballot By Mail	Provisional Ballots	Limited Ballots
REP Greg Abbott	755	68.26%	179	568	8	0	0
DEM Beto O'Rourke	338	30.56%	76	250	12	0	0
LIB Mark Tippetts	9	0.81%	3	6	0	0	0
GRN Delilah Barrios	3	0.27%	0	3	0	0	0
Write-In Totals	1	0.09%	0	1	0	0	0
Total Votes Cast	1,106	100.00%	258	828	20	0	0
Overvotes	0		0	0	0	0	0
Undervotes	7		1	6	0	0	0
Contest Totals	1,113		259	834	20	0	0

### Lieutenant Governor

Vote For 1

	TOTAL	VOTE %	Election Day	Early Voting	Ballot By Mail	Provisional Ballots	Limited Ballots
REP Dan Patrick	720	65.99%	180	532	8	0	0
DEM Mike Collier	339	31.07%	68	260	11	0	0
LIB Shanna Steele	32	2.93%	5	26	1	0	0
Total Votes Cast	1,091	100.00%	253	818	20	0	0
Overvotes	0		0	0	0	0	0
Undervotes	22		6	16	0	0	0
Contest Totals	1,113		259	834	20	0	0

### Attorney General

Vote For 1

	TOTAL	VOTE %	Election Day	Early Voting	Ballot By Mail	Provisional Ballots	Limited Ballots
REP Ken Paxton	701	65.21%	175	518	8	0	0
DEM Rochelle Mercedes Garza	323	30.05%	63	248	12	0	0
LIB Mark Ash	51	4.74%	12	39	0	0	0
Total Votes Cast	1,075	100.00%	250	805	20	0	0
Overvotes	0		0	0	0	0	0
Undervotes	38		9	29	0	0	0
Contest Totals	1,113		259	834	20	0	0

## PCT 168

### Comptroller of Public Accounts

Vote For 1

	TOTAL	VOTE %	Election Day	Early Voting	Ballot By Mail	Provisional Ballots	Limited Ballots
REP Glenn Hegar	756	70.72%	182	565	9	0	0
DEM Janet T. Dudding	282	26.38%	54	218	10	0	0
LIB V. Alonzo Echevarria-Garza	31	2.90%	8	22	1	0	0
Total Votes Cast	1,069	100.00%	244	805	20	0	0
Overvotes	0		0	0	0	0	0
Undervotes	44		15	29	0	0	0
Contest Totals	1,113		259	834	20	0	0

### Commissioner of the General Land Office

Vote For 1

	TOTAL	VOTE %	Election Day	Early Voting	Ballot By Mail	Provisional Ballots	Limited Ballots
REP Dawn Buckingham	765	71.63%	184	573	8	0	0
DEM Jay Kleberg	286	26.78%	56	219	11	0	0
GRN Alfred Molison, Jr	14	1.31%	2	12	0	0	0
Write-In Totals	3	0.28%	1	1	1	0	0
Total Votes Cast	1,068	100.00%	243	805	20	0	0
Overvotes	0		0	0	0	0	0
Undervotes	45		16	29	0	0	0
Contest Totals	1,113		259	834	20	0	0

### Commissioner of Agriculture

Vote For 1

	TOTAL	VOTE %	Election Day	Early Voting	Ballot By Mail	Provisional Ballots	Limited Ballots
REP Sid Miller	762	72.16%	189	564	9	0	0
DEM Susan Hays	294	27.84%	54	229	11	0	0
Total Votes Cast	1,056	100.00%	243	793	20	0	0
Overvotes	0		0	0	0	0	0
Undervotes	57		16	41	0	0	0
Contest Totals	1,113		259	834	20	0	0

### Railroad Commissioner

Vote For 1

	TOTAL	VOTE %	Election Day	Early Voting	Ballot By Mail	Provisional Ballots	Limited Ballots
REP Wayne Christian	741	69.51%	175	558	8	0	0
DEM Luke Warford	278	26.08%	57	209	12	0	0
LIB Jaime Andres Diez	35	3.28%	8	27	0	0	0
GRN Hunter Wayne Crow	12	1.13%	3	9	0	0	0
Total Votes Cast	1,066	100.00%	243	803	20	0	0
Overvotes	0		0	0	0	0	0
Undervotes	47		16	31	0	0	0
Contest Totals	1,113		259	834	20	0	0



## PCT 168

### Justice, Supreme Court, Place 3

Vote For 1

	TOTAL	VOTE %	Election Day	Early Voting	Ballot By Mail	Provisional Ballots	Limited Ballots
REP Debra Lehrmann	746	70.05%	175	563	8	0	0
DEM Erin A. Nowell	287	26.95%	55	220	12	0	0
LIB Thomas Edward Oxford	32	3.00%	10	22	0	0	0
Total Votes Cast	1,065	100.00%	240	805	20	0	0
Overvotes	0		0	0	0	0	0
Undervotes	48		19	29	0	0	0
Contest Totals	1,113		259	834	20	0	0

### Justice, Supreme Court, Place 5

Vote For 1

	TOTAL	VOTE %	Election Day	Early Voting	Ballot By Mail	Provisional Ballots	Limited Ballots
REP Rebeca Huddle	766	72.13%	181	577	8	0	0
DEM Amanda Reichel	296	27.87%	59	225	12	0	0
Total Votes Cast	1,062	100.00%	240	802	20	0	0
Overvotes	0		0	0	0	0	0
Undervotes	51		19	32	0	0	0
Contest Totals	1,113		259	834	20	0	0

### Justice, Supreme Court, Place 9

Vote For 1

	TOTAL	VOTE %	Election Day	Early Voting	Ballot By Mail	Provisional Ballots	Limited Ballots
REP Evan Young	761	71.59%	181	572	8	0	0
DEM Julia Maldonado	302	28.41%	60	230	12	0	0
Total Votes Cast	1,063	100.00%	241	802	20	0	0
Overvotes	0		0	0	0	0	0
Undervotes	50		18	32	0	0	0
Contest Totals	1,113		259	834	20	0	0

### Judge, Court of Criminal Appeals, Place 5

Vote For 1

	TOTAL	VOTE %	Election Day	Early Voting	Ballot By Mail	Provisional Ballots	Limited Ballots
REP Scott Walker	764	71.94%	185	570	9	0	0
DEM Dana Huffman	298	28.06%	57	230	11	0	0
Total Votes Cast	1,062	100.00%	242	800	20	0	0
Overvotes	0		0	0	0	0	0
Undervotes	51		17	34	0	0	0
Contest Totals	1,113		259	834	20	0	0

## PCT 168

### Judge, Court of Criminal Appeals, Place 6

Vote For 1

	TOTAL	VOTE %	Election Day	Early Voting	Ballot By Mail	Provisional Ballots	Limited Ballots
REP Jesse F. McClure, III	761	72.34%	181	571	9	0	0
DEM Robert Johnson	291	27.66%	58	222	11	0	0
Total Votes Cast	1,052	100.00%	239	793	20	0	0
Overvotes	0		0	0	0	0	0
Undervotes	61		20	41	0	0	0
Contest Totals	1,113		259	834	20	0	0

### Member, State Board of Education, District 12 CCD

Vote For 1

	TOTAL	VOTE %	Election Day	Early Voting	Ballot By Mail	Provisional Ballots	Limited Ballots
REP Pam Little	727	68.33%	172	547	8	0	0
DEM Alex Cornwallis	293	27.54%	59	222	12	0	0
LIB Christy Mowrey	43	4.04%	11	32	0	0	0
Write-In Totals	1	0.09%	1	0	0	0	0
Total Votes Cast	1,064	100.00%	243	801	20	0	0
Overvotes	0		0	0	0	0	0
Undervotes	49		16	33	0	0	0
Contest Totals	1,113		259	834	20	0	0

### State Senator, District 8

Vote For 1

	TOTAL	VOTE %	Election Day	Early Voting	Ballot By Mail	Provisional Ballots	Limited Ballots
REP Angela Paxton	706	65.98%	172	526	8	0	0
DEM Jonathan Cocks	303	28.32%	55	236	12	0	0
LIB Edward Kless	61	5.70%	16	45	0	0	0
Total Votes Cast	1,070	100.00%	243	807	20	0	0
Overvotes	0		0	0	0	0	0
Undervotes	43		16	27	0	0	0
Contest Totals	1,113		259	834	20	0	0

### Justice, 5th Court of Appeals District, Place 4

Vote For 1

	TOTAL	VOTE %	Election Day	Early Voting	Ballot By Mail	Provisional Ballots	Limited Ballots
REP Emily A. Miskel	759	72.29%	181	569	9	0	0
DEM Maricela Moore	291	27.71%	59	221	11	0	0
Total Votes Cast	1,050	100.00%	240	790	20	0	0
Overvotes	0		0	0	0	0	0
Undervotes	63		19	44	0	0	0
Contest Totals	1,113		259	834	20	0	0

## PCT 168

### Justice, 5th Court of Appeals District, Place 7

Vote For 1

	TOTAL	VOTE %	Election Day	Early Voting	Ballot By Mail	Provisional Ballots	Limited Ballots
REP Kristina Williams	760	72.31%	182	570	8	0	0
DEM Nancy Kennedy	291	27.69%	57	222	12	0	0
Total Votes Cast	1,051	100.00%	239	792	20	0	0
Overvotes	0		0	0	0	0	0
Undervotes	62		20	42	0	0	0
Contest Totals	1,113		259	834	20	0	0

### County Judge CCD

Vote For 1

	TOTAL	VOTE %	Election Day	Early Voting	Ballot By Mail	Provisional Ballots	Limited Ballots
REP Chris Hill	764	71.67%	182	573	9	0	0
DEM Joshua Murray	302	28.33%	61	230	11	0	0
Total Votes Cast	1,066	100.00%	243	803	20	0	0
Overvotes	0		0	0	0	0	0
Undervotes	47		16	31	0	0	0
Contest Totals	1,113		259	834	20	0	0

### District Clerk CCD

Vote For 1

	TOTAL	VOTE %	Election Day	Early Voting	Ballot By Mail	Provisional Ballots	Limited Ballots
REP Mike Gould	772	73.45%	188	576	8	0	0
DEM David Brignac	279	26.55%	50	217	12	0	0
Total Votes Cast	1,051	100.00%	238	793	20	0	0
Overvotes	0		0	0	0	0	0
Undervotes	62		21	41	0	0	0
Contest Totals	1,113		259	834	20	0	0

### Justice of the Peace, Precinct 3

Vote For 1

	TOTAL	VOTE %	Election Day	Early Voting	Ballot By Mail	Provisional Ballots	Limited Ballots
REP Mike Missildine	765	73.00%	183	573	9	0	0
DEM Irvin Lynn Barrett	283	27.00%	54	218	11	0	0
Total Votes Cast	1,048	100.00%	237	791	20	0	0
Overvotes	0		0	0	0	0	0
Undervotes	65		22	43	0	0	0
Contest Totals	1,113		259	834	20	0	0

## PCT 168

### Lovejoy ISD - Proposition A

Vote For 1

	TOTAL	VOTE %		Election Day	Early Voting	Ballot By Mail	Provisional Ballots	Limited Ballots
For	428	39.89%		98	326	4	0	0
Against	645	60.11%		150	480	15	0	0
Total Votes Cast	1,073	100.00%		248	806	19	0	0
Overvotes	0			0	0	0	0	0
Undervotes	40			11	28	1	0	0
Contest Totals	1,113			259	834	20	0	0

## PCT 169

### U. S. Representative District 3

Vote For 1

	TOTAL	VOTE %	Election Day	Early Voting	Ballot By Mail	Provisional Ballots	Limited Ballots
REP Keith Self	856	49.05%	228	606	22	0	0
DEM Sandeep Srivastava	856	49.05%	196	631	28	1	0
LIB Christopher Claytor	33	1.89%	12	21	0	0	0
Total Votes Cast	1,745	100.00%	436	1,258	50	1	0
Overvotes	0		0	0	0	0	0
Undervotes	27		10	17	0	0	0
Contest Totals	1,772		446	1,275	50	1	0

### Governor

Vote For 1

	TOTAL	VOTE %	Election Day	Early Voting	Ballot By Mail	Provisional Ballots	Limited Ballots
REP Greg Abbott	840	47.43%	224	596	20	0	0
DEM Beto O'Rourke	918	51.84%	218	670	29	1	0
LIB Mark Tippetts	9	0.51%	2	6	1	0	0
GRN Delilah Barrios	4	0.23%	2	2	0	0	0
Write-In Totals	0	0.00%	0	0	0	0	0
Total Votes Cast	1,771	100.00%	446	1,274	50	1	0
Overvotes	0		0	0	0	0	0
Undervotes	1		0	1	0	0	0
Contest Totals	1,772		446	1,275	50	1	0

### Lieutenant Governor

Vote For 1

	TOTAL	VOTE %	Election Day	Early Voting	Ballot By Mail	Provisional Ballots	Limited Ballots
REP Dan Patrick	813	46.40%	224	569	20	0	0
DEM Mike Collier	911	52.00%	200	681	29	1	0
LIB Shanna Steele	28	1.60%	13	15	0	0	0
Total Votes Cast	1,752	100.00%	437	1,265	49	1	0
Overvotes	0		0	0	0	0	0
Undervotes	20		9	10	1	0	0
Contest Totals	1,772		446	1,275	50	1	0

### Attorney General

Vote For 1

	TOTAL	VOTE %	Election Day	Early Voting	Ballot By Mail	Provisional Ballots	Limited Ballots
REP Ken Paxton	790	45.30%	218	554	18	0	0
DEM Rochelle Mercedes Garza	897	51.43%	201	665	30	1	0
LIB Mark Ash	57	3.27%	15	42	0	0	0
Total Votes Cast	1,744	100.00%	434	1,261	48	1	0
Overvotes	0		0	0	0	0	0
Undervotes	28		12	14	2	0	0
Contest Totals	1,772		446	1,275	50	1	0

## PCT 169

### Comptroller of Public Accounts

Vote For 1

	TOTAL	VOTE %	Election Day	Early Voting	Ballot By Mail	Provisional Ballots	Limited Ballots
REP Glenn Hegar	867	50.17%	231	615	21	0	0
DEM Janet T. Dudding	832	48.15%	189	613	29	1	0
LIB V. Alonzo Echevarria-Garza	29	1.68%	7	22	0	0	0
Total Votes Cast	1,728	100.00%	427	1,250	50	1	0
Overvotes	0		0	0	0	0	0
Undervotes	44		19	25	0	0	0
Contest Totals	1,772		446	1,275	50	1	0

### Commissioner of the General Land Office

Vote For 1

	TOTAL	VOTE %	Election Day	Early Voting	Ballot By Mail	Provisional Ballots	Limited Ballots
REP Dawn Buckingham	852	49.51%	227	605	20	0	0
DEM Jay Kleberg	843	48.98%	190	624	28	1	0
GRN Alfred Molison, Jr	23	1.34%	6	17	0	0	0
Write-In Totals	3	0.17%	0	3	0	0	0
Total Votes Cast	1,721	100.00%	423	1,249	48	1	0
Overvotes	0		0	0	0	0	0
Undervotes	51		23	26	2	0	0
Contest Totals	1,772		446	1,275	50	1	0

### Commissioner of Agriculture

Vote For 1

	TOTAL	VOTE %	Election Day	Early Voting	Ballot By Mail	Provisional Ballots	Limited Ballots
REP Sid Miller	849	49.33%	232	597	20	0	0
DEM Susan Hays	872	50.67%	193	648	30	1	0
Total Votes Cast	1,721	100.00%	425	1,245	50	1	0
Overvotes	0		0	0	0	0	0
Undervotes	51		21	30	0	0	0
Contest Totals	1,772		446	1,275	50	1	0

### Railroad Commissioner

Vote For 1

	TOTAL	VOTE %	Election Day	Early Voting	Ballot By Mail	Provisional Ballots	Limited Ballots
REP Wayne Christian	834	48.38%	225	589	20	0	0
DEM Luke Warford	825	47.85%	182	612	30	1	0
LIB Jaime Andres Diez	43	2.49%	13	30	0	0	0
GRN Hunter Wayne Crow	22	1.28%	6	16	0	0	0
Total Votes Cast	1,724	100.00%	426	1,247	50	1	0
Overvotes	0		0	0	0	0	0
Undervotes	48		20	28	0	0	0
Contest Totals	1,772		446	1,275	50	1	0

## PCT 169

### Justice, Supreme Court, Place 3

Vote For 1

	TOTAL	VOTE %		Election Day	Early Voting	Ballot By Mail	Provisional Ballots	Limited Ballots
REP Debra Lehrmann	845	48.76%	<div style="width: 48.76%;"><div style="width: 48.76%;"></div></div>	231	593	21	0	0
DEM Erin A. Nowell	862	49.74%	<div style="width: 49.74%;"><div style="width: 49.74%;"></div></div>	193	639	29	1	0
LIB Thomas Edward Oxford	26	1.50%	<div style="width: 1.50%;"><div style="width: 1.50%;"></div></div>	7	19	0	0	0
Total Votes Cast	1,733	100.00%	<div style="width: 100.00%;"><div style="width: 100.00%;"></div></div>	431	1,251	50	1	0
Overvotes	0			0	0	0	0	0
Undervotes	39			15	24	0	0	0
Contest Totals	1,772			446	1,275	50	1	0

### Justice, Supreme Court, Place 5

Vote For 1

	TOTAL	VOTE %		Election Day	Early Voting	Ballot By Mail	Provisional Ballots	Limited Ballots
REP Rebeca Huddle	846	49.10%	<div style="width: 49.10%;"><div style="width: 49.10%;"></div></div>	228	597	21	0	0
DEM Amanda Reichel	877	50.90%	<div style="width: 50.90%;"><div style="width: 50.90%;"></div></div>	202	646	28	1	0
Total Votes Cast	1,723	100.00%	<div style="width: 100.00%;"><div style="width: 100.00%;"></div></div>	430	1,243	49	1	0
Overvotes	0			0	0	0	0	0
Undervotes	49			16	32	1	0	0
Contest Totals	1,772			446	1,275	50	1	0

### Justice, Supreme Court, Place 9

Vote For 1

	TOTAL	VOTE %		Election Day	Early Voting	Ballot By Mail	Provisional Ballots	Limited Ballots
REP Evan Young	845	49.01%	<div style="width: 49.01%;"><div style="width: 49.01%;"></div></div>	225	599	21	0	0
DEM Julia Maldonado	879	50.99%	<div style="width: 50.99%;"><div style="width: 50.99%;"></div></div>	201	648	29	1	0
Total Votes Cast	1,724	100.00%	<div style="width: 100.00%;"><div style="width: 100.00%;"></div></div>	426	1,247	50	1	0
Overvotes	0			0	0	0	0	0
Undervotes	48			20	28	0	0	0
Contest Totals	1,772			446	1,275	50	1	0

### Judge, Court of Criminal Appeals, Place 5

Vote For 1

	TOTAL	VOTE %		Election Day	Early Voting	Ballot By Mail	Provisional Ballots	Limited Ballots
REP Scott Walker	845	49.10%	<div style="width: 49.10%;"><div style="width: 49.10%;"></div></div>	224	600	21	0	0
DEM Dana Huffman	876	50.90%	<div style="width: 50.90%;"><div style="width: 50.90%;"></div></div>	200	646	29	1	0
Total Votes Cast	1,721	100.00%	<div style="width: 100.00%;"><div style="width: 100.00%;"></div></div>	424	1,246	50	1	0
Overvotes	0			0	0	0	0	0
Undervotes	51			22	29	0	0	0
Contest Totals	1,772			446	1,275	50	1	0

## PCT 169

### Judge, Court of Criminal Appeals, Place 6

Vote For 1

	TOTAL	VOTE %		Election Day	Early Voting	Ballot By Mail	Provisional Ballots	Limited Ballots
REP Jesse F. McClure, III	855	49.74%	<div style="width: 49.74%;"><div style="width: 49.74%;"></div></div>	225	610	20	0	0
DEM Robert Johnson	864	50.26%	<div style="width: 50.26%;"><div style="width: 50.26%;"></div></div>	200	633	30	1	0
Total Votes Cast	1,719	100.00%	<div style="width: 100%;"><div style="width: 100%;"></div></div>	425	1,243	50	1	0
Overvotes	0			0	0	0	0	0
Undervotes	53			21	32	0	0	0
Contest Totals	1,772			446	1,275	50	1	0

### Member, State Board of Education, District 12 CCD

Vote For 1

	TOTAL	VOTE %		Election Day	Early Voting	Ballot By Mail	Provisional Ballots	Limited Ballots
REP Pam Little	833	48.26%	<div style="width: 48.26%;"><div style="width: 48.26%;"></div></div>	227	585	21	0	0
DEM Alex Cornwallis	847	49.07%	<div style="width: 49.07%;"><div style="width: 49.07%;"></div></div>	187	630	29	1	0
LIB Christy Mowrey	45	2.61%	<div style="width: 2.61%;"><div style="width: 2.61%;"></div></div>	14	31	0	0	0
Write-In Totals	1	0.06%	<div style="width: 0.06%;"><div style="width: 0.06%;"></div></div>	0	1	0	0	0
Total Votes Cast	1,726	100.00%	<div style="width: 100%;"><div style="width: 100%;"></div></div>	428	1,247	50	1	0
Overvotes	0			0	0	0	0	0
Undervotes	46			18	28	0	0	0
Contest Totals	1,772			446	1,275	50	1	0

### State Senator, District 8

Vote For 1

	TOTAL	VOTE %		Election Day	Early Voting	Ballot By Mail	Provisional Ballots	Limited Ballots
REP Angela Paxton	819	47.18%	<div style="width: 47.18%;"><div style="width: 47.18%;"></div></div>	226	573	19	1	0
DEM Jonathan Cocks	880	50.69%	<div style="width: 50.69%;"><div style="width: 50.69%;"></div></div>	193	657	30	0	0
LIB Edward Kless	37	2.13%	<div style="width: 2.13%;"><div style="width: 2.13%;"></div></div>	14	23	0	0	0
Total Votes Cast	1,736	100.00%	<div style="width: 100%;"><div style="width: 100%;"></div></div>	433	1,253	49	1	0
Overvotes	0			0	0	0	0	0
Undervotes	36			13	22	1	0	0
Contest Totals	1,772			446	1,275	50	1	0

### State Representative, District 61

Vote For 1

	TOTAL	VOTE %		Election Day	Early Voting	Ballot By Mail	Provisional Ballots	Limited Ballots
REP Frederick Frazier	822	47.43%	<div style="width: 47.43%;"><div style="width: 47.43%;"></div></div>	220	581	21	0	0
DEM Sheena King	911	52.57%	<div style="width: 52.57%;"><div style="width: 52.57%;"></div></div>	215	666	29	1	0
Total Votes Cast	1,733	100.00%	<div style="width: 100%;"><div style="width: 100%;"></div></div>	435	1,247	50	1	0
Overvotes	0			0	0	0	0	0
Undervotes	39			11	28	0	0	0
Contest Totals	1,772			446	1,275	50	1	0



## PCT 169

### Justice, 5th Court of Appeals District, Place 4

Vote For 1

	TOTAL	VOTE %		Election Day	Early Voting	Ballot By Mail	Provisional Ballots	Limited Ballots
REP Emily A. Miskel	856	50.15%	<div style="width: 50.15%;"><div style="width: 50.15%;"></div></div>	230	605	21	0	0
DEM Maricela Moore	851	49.85%	<div style="width: 49.85%;"><div style="width: 49.85%;"></div></div>	192	632	26	1	0
Total Votes Cast	1,707	100.00%	<div style="width: 100.00%;"><div style="width: 100.00%;"></div></div>	422	1,237	47	1	0
Overvotes	0			0	0	0	0	0
Undervotes	65			24	38	3	0	0
Contest Totals	1,772			446	1,275	50	1	0

### Justice, 5th Court of Appeals District, Place 7

Vote For 1

	TOTAL	VOTE %		Election Day	Early Voting	Ballot By Mail	Provisional Ballots	Limited Ballots
REP Kristina Williams	840	49.07%	<div style="width: 49.07%;"><div style="width: 49.07%;"></div></div>	223	597	20	0	0
DEM Nancy Kennedy	872	50.93%	<div style="width: 50.93%;"><div style="width: 50.93%;"></div></div>	200	644	27	1	0
Total Votes Cast	1,712	100.00%	<div style="width: 100.00%;"><div style="width: 100.00%;"></div></div>	423	1,241	47	1	0
Overvotes	0			0	0	0	0	0
Undervotes	60			23	34	3	0	0
Contest Totals	1,772			446	1,275	50	1	0

### County Judge CCD

Vote For 1

	TOTAL	VOTE %		Election Day	Early Voting	Ballot By Mail	Provisional Ballots	Limited Ballots
REP Chris Hill	847	49.10%	<div style="width: 49.10%;"><div style="width: 49.10%;"></div></div>	227	599	21	0	0
DEM Joshua Murray	878	50.90%	<div style="width: 50.90%;"><div style="width: 50.90%;"></div></div>	203	648	26	1	0
Total Votes Cast	1,725	100.00%	<div style="width: 100.00%;"><div style="width: 100.00%;"></div></div>	430	1,247	47	1	0
Overvotes	0			0	0	0	0	0
Undervotes	47			16	28	3	0	0
Contest Totals	1,772			446	1,275	50	1	0

### District Clerk CCD




Vote For 1

	TOTAL	VOTE %		Election Day	Early Voting	Ballot By Mail	Provisional Ballots	Limited Ballots
REP Mike Gould	859	50.26%	<div style="width: 50.26%;"><div style="width: 50.26%;"></div></div>	232	606	21	0	0
DEM David Brignac	850	49.74%	<div style="width: 49.74%;"><div style="width: 49.74%;"></div></div>	193	630	26	1	0
Total Votes Cast	1,709	100.00%	<div style="width: 100.00%;"><div style="width: 100.00%;"></div></div>	425	1,236	47	1	0
Overvotes	0			0	0	0	0	0
Undervotes	63			21	39	3	0	0
Contest Totals	1,772			446	1,275	50	1	0

## PCT 169

### McKinney, City of - Local Option Election

Vote For 1

	TOTAL	VOTE %		Election Day	Early Voting	Ballot By Mail	Provisional Ballots	Limited Ballots
For	1,238	73.82%		306	903	29	0	0
Against	439	26.18%		111	312	15	1	0
Total Votes Cast	1,677	100.00%		417	1,215	44	1	0
Overvotes	0			0	0	0	0	0
Undervotes	95			29	60	6	0	0
Contest Totals	1,772			446	1,275	50	1	0

## PCT 170

### U. S. Representative District 3

Vote For 1

	TOTAL	VOTE %	Election Day	Early Voting	Ballot By Mail	Provisional Ballots	Limited Ballots
REP Keith Self	595	60.47%	144	438	13	0	0
DEM Sandeep Srivastava	354	35.98%	92	245	17	0	0
LIB Christopher Claytor	35	3.56%	13	22	0	0	0
Total Votes Cast	984	100.00%	249	705	30	0	0
Overvotes	0		0	0	0	0	0
Undervotes	23		7	14	2	0	0
Contest Totals	1,007		256	719	32	0	0

### Governor

Vote For 1

	TOTAL	VOTE %	Election Day	Early Voting	Ballot By Mail	Provisional Ballots	Limited Ballots
REP Greg Abbott	607	60.40%	144	449	14	0	0
DEM Beto O'Rourke	383	38.11%	105	260	18	0	0
LIB Mark Tippetts	12	1.19%	4	8	0	0	0
GRN Delilah Barrios	2	0.20%	2	0	0	0	0
Write-In Totals	1	0.10%	1	0	0	0	0
Total Votes Cast	1,005	100.00%	256	717	32	0	0
Overvotes	0		0	0	0	0	0
Undervotes	2		0	2	0	0	0
Contest Totals	1,007		256	719	32	0	0

### Lieutenant Governor

Vote For 1

	TOTAL	VOTE %	Election Day	Early Voting	Ballot By Mail	Provisional Ballots	Limited Ballots
REP Dan Patrick	575	58.14%	141	423	11	0	0
DEM Mike Collier	382	38.62%	102	262	18	0	0
LIB Shanna Steele	32	3.24%	8	23	1	0	0
Total Votes Cast	989	100.00%	251	708	30	0	0
Overvotes	0		0	0	0	0	0
Undervotes	18		5	11	2	0	0
Contest Totals	1,007		256	719	32	0	0

### Attorney General

Vote For 1

	TOTAL	VOTE %	Election Day	Early Voting	Ballot By Mail	Provisional Ballots	Limited Ballots
REP Ken Paxton	558	56.76%	136	412	10	0	0
DEM Rochelle Mercedes Garza	378	38.45%	100	259	19	0	0
LIB Mark Ash	47	4.78%	11	35	1	0	0
Total Votes Cast	983	100.00%	247	706	30	0	0
Overvotes	0		0	0	0	0	0
Undervotes	24		9	13	2	0	0
Contest Totals	1,007		256	719	32	0	0

## PCT 170

### Comptroller of Public Accounts

Vote For 1

	TOTAL	VOTE %	Election Day	Early Voting	Ballot By Mail	Provisional Ballots	Limited Ballots
REP Glenn Hegar	612	62.58%	149	448	15	0	0
DEM Janet T. Dudding	347	35.48%	93	239	15	0	0
LIB V. Alonzo Echevarria-Garza	19	1.94%	6	13	0	0	0
Total Votes Cast	978	100.00%	248	700	30	0	0
Overvotes	0		0	0	0	0	0
Undervotes	29		8	19	2	0	0
Contest Totals	1,007		256	719	32	0	0

### Commissioner of the General Land Office

Vote For 1

	TOTAL	VOTE %	Election Day	Early Voting	Ballot By Mail	Provisional Ballots	Limited Ballots
REP Dawn Buckingham	602	62.00%	144	445	13	0	0
DEM Jay Kleberg	351	36.15%	99	236	16	0	0
GRN Alfred Molison, Jr	17	1.75%	4	12	1	0	0
Write-In Totals	1	0.10%	0	1	0	0	0
Total Votes Cast	971	100.00%	247	694	30	0	0
Overvotes	0		0	0	0	0	0
Undervotes	36		9	25	2	0	0
Contest Totals	1,007		256	719	32	0	0

### Commissioner of Agriculture

Vote For 1

	TOTAL	VOTE %	Election Day	Early Voting	Ballot By Mail	Provisional Ballots	Limited Ballots
REP Sid Miller	607	61.94%	144	452	11	0	0
DEM Susan Hays	373	38.06%	104	250	19	0	0
Total Votes Cast	980	100.00%	248	702	30	0	0
Overvotes	0		0	0	0	0	0
Undervotes	27		8	17	2	0	0
Contest Totals	1,007		256	719	32	0	0

### Railroad Commissioner

Vote For 1

	TOTAL	VOTE %	Election Day	Early Voting	Ballot By Mail	Provisional Ballots	Limited Ballots
REP Wayne Christian	586	60.23%	138	435	13	0	0
DEM Luke Warford	343	35.25%	93	234	16	0	0
LIB Jaime Andres Diez	34	3.49%	13	21	0	0	0
GRN Hunter Wayne Crow	10	1.03%	2	6	2	0	0
Total Votes Cast	973	100.00%	246	696	31	0	0
Overvotes	0		0	0	0	0	0
Undervotes	34		10	23	1	0	0
Contest Totals	1,007		256	719	32	0	0

## PCT 170

### Justice, Supreme Court, Place 3

Vote For 1

	TOTAL	VOTE %	Election Day	Early Voting	Ballot By Mail	Provisional Ballots	Limited Ballots
REP Debra Lehrmann	603	62.42%	144	444	15	0	0
DEM Erin A. Nowell	340	35.20%	91	233	16	0	0
LIB Thomas Edward Oxford	23	2.38%	6	17	0	0	0
Total Votes Cast	966	100.00%	241	694	31	0	0
Overvotes	0		0	0	0	0	0
Undervotes	41		15	25	1	0	0
Contest Totals	1,007		256	719	32	0	0

### Justice, Supreme Court, Place 5

Vote For 1

	TOTAL	VOTE %	Election Day	Early Voting	Ballot By Mail	Provisional Ballots	Limited Ballots
REP Rebeca Huddle	611	63.58%	145	452	14	0	0
DEM Amanda Reichel	350	36.42%	95	240	15	0	0
Total Votes Cast	961	100.00%	240	692	29	0	0
Overvotes	0		0	0	0	0	0
Undervotes	46		16	27	3	0	0
Contest Totals	1,007		256	719	32	0	0

### Justice, Supreme Court, Place 9

Vote For 1

	TOTAL	VOTE %	Election Day	Early Voting	Ballot By Mail	Provisional Ballots	Limited Ballots
REP Evan Young	610	63.41%	147	450	13	0	0
DEM Julia Maldonado	352	36.59%	94	241	17	0	0
Total Votes Cast	962	100.00%	241	691	30	0	0
Overvotes	0		0	0	0	0	0
Undervotes	45		15	28	2	0	0
Contest Totals	1,007		256	719	32	0	0

### Judge, Court of Criminal Appeals, Place 5

Vote For 1

	TOTAL	VOTE %	Election Day	Early Voting	Ballot By Mail	Provisional Ballots	Limited Ballots
REP Scott Walker	601	63.00%	143	444	14	0	0
DEM Dana Huffman	353	37.00%	97	239	17	0	0
Total Votes Cast	954	100.00%	240	683	31	0	0
Overvotes	0		0	0	0	0	0
Undervotes	53		16	36	1	0	0
Contest Totals	1,007		256	719	32	0	0

## PCT 170

### Judge, Court of Criminal Appeals, Place 6

Vote For 1

	TOTAL	VOTE %	Election Day	Early Voting	Ballot By Mail	Provisional Ballots	Limited Ballots
REP Jesse F. McClure, III	603	63.27%	142	448	13	0	0
DEM Robert Johnson	350	36.73%	98	235	17	0	0
Total Votes Cast	953	100.00%	240	683	30	0	0
Overvotes	0		0	0	0	0	0
Undervotes	54		16	36	2	0	0
Contest Totals	1,007		256	719	32	0	0

### Member, State Board of Education, District 12 CCD

Vote For 1

	TOTAL	VOTE %	Election Day	Early Voting	Ballot By Mail	Provisional Ballots	Limited Ballots
REP Pam Little	590	61.46%	147	430	13	0	0
DEM Alex Cornwallis	343	35.73%	92	234	17	0	0
LIB Christy Mowrey	27	2.81%	5	21	1	0	0
Write-In Totals	0	0.00%	0	0	0	0	0
Total Votes Cast	960	100.00%	244	685	31	0	0
Overvotes	0		0	0	0	0	0
Undervotes	47		12	34	1	0	0
Contest Totals	1,007		256	719	32	0	0

### State Senator, District 8

Vote For 1

	TOTAL	VOTE %	Election Day	Early Voting	Ballot By Mail	Provisional Ballots	Limited Ballots
REP Angela Paxton	568	59.23%	139	417	12	0	0
DEM Jonathan Cocks	357	37.23%	96	244	17	0	0
LIB Edward Kless	34	3.55%	5	28	1	0	0
Total Votes Cast	959	100.00%	240	689	30	0	0
Overvotes	0		0	0	0	0	0
Undervotes	48		16	30	2	0	0
Contest Totals	1,007		256	719	32	0	0

### State Representative, District 33

Vote For 1

	TOTAL	VOTE %	Election Day	Early Voting	Ballot By Mail	Provisional Ballots	Limited Ballots
REP Justin Holland	611	64.11%	147	449	15	0	0
DEM Graeson Lynskey	342	35.89%	92	235	15	0	0
Total Votes Cast	953	100.00%	239	684	30	0	0
Overvotes	0		0	0	0	0	0
Undervotes	54		17	35	2	0	0
Contest Totals	1,007		256	719	32	0	0

## PCT 170

### Justice, 5th Court of Appeals District, Place 4

Vote For 1

	TOTAL	VOTE %	Election Day	Early Voting	Ballot By Mail	Provisional Ballots	Limited Ballots
REP Emily A. Miskel	607	64.03%	148	449	10	0	0
DEM Maricela Moore	341	35.97%	92	234	15	0	0
Total Votes Cast	948	100.00%	240	683	25	0	0
Overvotes	0		0	0	0	0	0
Undervotes	59		16	36	7	0	0
Contest Totals	1,007		256	719	32	0	0

### Justice, 5th Court of Appeals District, Place 7

Vote For 1

	TOTAL	VOTE %	Election Day	Early Voting	Ballot By Mail	Provisional Ballots	Limited Ballots
REP Kristina Williams	600	63.36%	146	443	11	0	0
DEM Nancy Kennedy	347	36.64%	94	238	15	0	0
Total Votes Cast	947	100.00%	240	681	26	0	0
Overvotes	0		0	0	0	0	0
Undervotes	60		16	38	6	0	0
Contest Totals	1,007		256	719	32	0	0

### County Judge CCD

Vote For 1

	TOTAL	VOTE %	Election Day	Early Voting	Ballot By Mail	Provisional Ballots	Limited Ballots
REP Chris Hill	594	62.00%	140	443	11	0	0
DEM Joshua Murray	364	38.00%	105	244	15	0	0
Total Votes Cast	958	100.00%	245	687	26	0	0
Overvotes	0		0	0	0	0	0
Undervotes	49		11	32	6	0	0
Contest Totals	1,007		256	719	32	0	0

### District Clerk CCD

Vote For 1

	TOTAL	VOTE %	Election Day	Early Voting	Ballot By Mail	Provisional Ballots	Limited Ballots
REP Mike Gould	597	62.64%	142	444	11	0	0
DEM David Brignac	356	37.36%	100	241	15	0	0
Total Votes Cast	953	100.00%	242	685	26	0	0
Overvotes	0		0	0	0	0	0
Undervotes	54		14	34	6	0	0
Contest Totals	1,007		256	719	32	0	0

## PCT 170

### Justice of the Peace, Precinct 2

Vote For 1

	TOTAL	VOTE %	Election Day	Early Voting	Ballot By Mail	Provisional Ballots	Limited Ballots
REP Ellen Skinner	608	64.14%	149	448	11	0	0
DEM Jennifer McKenzie	340	35.86%	91	234	15	0	0
Total Votes Cast	948	100.00%	240	682	26	0	0
Overvotes	0		0	0	0	0	0
Undervotes	59		16	37	6	0	0
Contest Totals	1,007		256	719	32	0	0

### Sachse, City of - Proposition A

Vote For 1

	TOTAL	VOTE %	Election Day	Early Voting	Ballot By Mail	Provisional Ballots	Limited Ballots
For	783	91.79%	201	561	21	0	0
Against	70	8.21%	17	49	4	0	0
Total Votes Cast	853	100.00%	218	610	25	0	0
Overvotes	0		0	0	0	0	0
Undervotes	154		38	109	7	0	0
Contest Totals	1,007		256	719	32	0	0

### Sachse, City of - Proposition B

Vote For 1

	TOTAL	VOTE %	Election Day	Early Voting	Ballot By Mail	Provisional Ballots	Limited Ballots
For	725	90.06%	184	519	22	0	0
Against	80	9.94%	21	56	3	0	0
Total Votes Cast	805	100.00%	205	575	25	0	0
Overvotes	0		0	0	0	0	0
Undervotes	202		51	144	7	0	0
Contest Totals	1,007		256	719	32	0	0

### Sachse, City of - Proposition C

Vote For 1

	TOTAL	VOTE %	Election Day	Early Voting	Ballot By Mail	Provisional Ballots	Limited Ballots
For	717	88.96%	184	512	21	0	0
Against	89	11.04%	24	61	4	0	0
Total Votes Cast	806	100.00%	208	573	25	0	0
Overvotes	0		0	0	0	0	0
Undervotes	201		48	146	7	0	0
Contest Totals	1,007		256	719	32	0	0



## PCT 170

### Sachse, City of - Proposition D

Vote For 1

	TOTAL	VOTE %	Election Day	Early Voting	Ballot By Mail	Provisional Ballots	Limited Ballots
For	720	89.11%	182	517	21	0	0
Against	88	10.89%	24	60	4	0	0
Total Votes Cast	808	100.00%	206	577	25	0	0
Overvotes	0		0	0	0	0	0
Undervotes	199		50	142	7	0	0
Contest Totals	1,007		256	719	32	0	0

### Sachse, City of - Proposition E

Vote For 1

	TOTAL	VOTE %	Election Day	Early Voting	Ballot By Mail	Provisional Ballots	Limited Ballots
For	746	92.21%	188	537	21	0	0
Against	63	7.79%	18	41	4	0	0
Total Votes Cast	809	100.00%	206	578	25	0	0
Overvotes	0		0	0	0	0	0
Undervotes	198		50	141	7	0	0
Contest Totals	1,007		256	719	32	0	0

### Sachse, City of - Proposition F

Vote For 1

	TOTAL	VOTE %	Election Day	Early Voting	Ballot By Mail	Provisional Ballots	Limited Ballots
For	690	89.38%	173	495	22	0	0
Against	82	10.62%	25	54	3	0	0
Total Votes Cast	772	100.00%	198	549	25	0	0
Overvotes	0		0	0	0	0	0
Undervotes	235		58	170	7	0	0
Contest Totals	1,007		256	719	32	0	0

### Sachse, City of - Proposition G




Vote For 1

	TOTAL	VOTE %	Election Day	Early Voting	Ballot By Mail	Provisional Ballots	Limited Ballots
For	592	78.31%	154	422	16	0	0
Against	164	21.69%	41	114	9	0	0
Total Votes Cast	756	100.00%	195	536	25	0	0
Overvotes	0		0	0	0	0	0
Undervotes	251		61	183	7	0	0
Contest Totals	1,007		256	719	32	0	0

## PCT 170




### Sachse, City of - Proposition H

Vote For 1

	TOTAL	VOTE %		Election Day	Early Voting	Ballot By Mail	Provisional Ballots	Limited Ballots
For	652	83.38%		166	467	19	0	0
Against	130	16.62%		33	91	6	0	0
Total Votes Cast	782	100.00%		199	558	25	0	0
Overvotes	0			0	0	0	0	0
Undervotes	225			57	161	7	0	0
Contest Totals	1,007			256	719	32	0	0




### Sachse, City of - Proposition I

Vote For 1

	TOTAL	VOTE %		Election Day	Early Voting	Ballot By Mail	Provisional Ballots	Limited Ballots
For	522	71.31%		144	365	13	0	0
Against	210	28.69%		46	152	12	0	0
Total Votes Cast	732	100.00%		190	517	25	0	0
Overvotes	0			0	0	0	0	0
Undervotes	275			66	202	7	0	0
Contest Totals	1,007			256	719	32	0	0




### Sachse, City of - Proposition J

Vote For 1

	TOTAL	VOTE %		Election Day	Early Voting	Ballot By Mail	Provisional Ballots	Limited Ballots
For	657	89.27%		165	472	20	0	0
Against	79	10.73%		26	48	5	0	0
Total Votes Cast	736	100.00%		191	520	25	0	0
Overvotes	0			0	0	0	0	0
Undervotes	271			65	199	7	0	0
Contest Totals	1,007			256	719	32	0	0

### Sachse, City of - Proposition K

Vote For 1

	TOTAL	VOTE %		Election Day	Early Voting	Ballot By Mail	Provisional Ballots	Limited Ballots
For	731	95.06%		188	520	23	0	0
Against	38	4.94%		11	25	2	0	0
Total Votes Cast	769	100.00%		199	545	25	0	0
Overvotes	0			0	0	0	0	0
Undervotes	238			57	174	7	0	0
Contest Totals	1,007			256	719	32	0	0

## PCT 170

### Sachse, City of - Proposition L

Vote For 1

	TOTAL	VOTE %	Election Day	Early Voting	Ballot By Mail	Provisional Ballots	Limited Ballots
For	581	80.03%	144	416	21	0	0
Against	145	19.97%	45	96	4	0	0
Total Votes Cast	726	100.00%	189	512	25	0	0
Overvotes	0		0	0	0	0	0
Undervotes	281		67	207	7	0	0
Contest Totals	1,007		256	719	32	0	0

### Sachse, City of - Proposition M

Vote For 1

	TOTAL	VOTE %	Election Day	Early Voting	Ballot By Mail	Provisional Ballots	Limited Ballots
For	645	84.76%	164	461	20	0	0
Against	116	15.24%	35	77	4	0	0
Total Votes Cast	761	100.00%	199	538	24	0	0
Overvotes	0		0	0	0	0	0
Undervotes	246		57	181	8	0	0
Contest Totals	1,007		256	719	32	0	0

### Sachse, City of - Proposition N

Vote For 1

	TOTAL	VOTE %	Election Day	Early Voting	Ballot By Mail	Provisional Ballots	Limited Ballots
For	429	59.67%	119	297	13	0	0
Against	290	40.33%	68	210	12	0	0
Total Votes Cast	719	100.00%	187	507	25	0	0
Overvotes	0		0	0	0	0	0
Undervotes	288		69	212	7	0	0
Contest Totals	1,007		256	719	32	0	0

### Sachse, City of - Proposition O

Vote For 1

	TOTAL	VOTE %	Election Day	Early Voting	Ballot By Mail	Provisional Ballots	Limited Ballots
For	575	78.55%	155	399	21	0	0
Against	157	21.45%	38	115	4	0	0
Total Votes Cast	732	100.00%	193	514	25	0	0
Overvotes	0		0	0	0	0	0
Undervotes	275		63	205	7	0	0
Contest Totals	1,007		256	719	32	0	0

## PCT 170

### Sachse, City of - Proposition P

Vote For 1

	TOTAL	VOTE %		Election Day	Early Voting	Ballot By Mail	Provisional Ballots	Limited Ballots
For	535	72.89%		139	377	19	0	0
Against	199	27.11%		56	137	6	0	0
Total Votes Cast	734	100.00%		195	514	25	0	0
Overvotes	0			0	0	0	0	0
Undervotes	273			61	205	7	0	0
Contest Totals	1,007			256	719	32	0	0

### Sachse, City of - Proposition Q

Vote For 1

	TOTAL	VOTE %		Election Day	Early Voting	Ballot By Mail	Provisional Ballots	Limited Ballots
For	593	85.82%		153	422	18	0	0
Against	98	14.18%		30	61	7	0	0
Total Votes Cast	691	100.00%		183	483	25	0	0
Overvotes	0			0	0	0	0	0
Undervotes	316			73	236	7	0	0
Contest Totals	1,007			256	719	32	0	0

### Sachse, City of - Proposition R

Vote For 1

	TOTAL	VOTE %		Election Day	Early Voting	Ballot By Mail	Provisional Ballots	Limited Ballots
For	491	68.10%		128	346	17	0	0
Against	230	31.90%		63	159	8	0	0
Total Votes Cast	721	100.00%		191	505	25	0	0
Overvotes	0			0	0	0	0	0
Undervotes	286			65	214	7	0	0
Contest Totals	1,007			256	719	32	0	0

### Sachse, City of - Proposition S

Vote For 1

	TOTAL	VOTE %		Election Day	Early Voting	Ballot By Mail	Provisional Ballots	Limited Ballots
For	497	67.07%		122	358	17	0	0
Against	244	32.93%		68	167	9	0	0
Total Votes Cast	741	100.00%		190	525	26	0	0
Overvotes	0			0	0	0	0	0
Undervotes	266			66	194	6	0	0
Contest Totals	1,007			256	719	32	0	0

## PCT 170

### Sachse, City of - Proposition T

Vote For 1

	TOTAL	VOTE %	Election Day	Early Voting	Ballot By Mail	Provisional Ballots	Limited Ballots
For	693	91.79%	177	495	21	0	0
Against	62	8.21%	15	43	4	0	0
Total Votes Cast	755	100.00%	192	538	25	0	0
Overvotes	0		0	0	0	0	0
Undervotes	252		64	181	7	0	0
Contest Totals	1,007		256	719	32	0	0

### Sachse, City of - Proposition U

Vote For 1

	TOTAL	VOTE %	Election Day	Early Voting	Ballot By Mail	Provisional Ballots	Limited Ballots
For	682	94.59%	171	486	25	0	0
Against	39	5.41%	13	25	1	0	0
Total Votes Cast	721	100.00%	184	511	26	0	0
Overvotes	0		0	0	0	0	0
Undervotes	286		72	208	6	0	0
Contest Totals	1,007		256	719	32	0	0

### Sachse, City of - Proposition V

Vote For 1

	TOTAL	VOTE %	Election Day	Early Voting	Ballot By Mail	Provisional Ballots	Limited Ballots
For	483	74.65%	126	339	18	0	0
Against	164	25.35%	41	117	6	0	0
Total Votes Cast	647	100.00%	167	456	24	0	0
Overvotes	0		0	0	0	0	0
Undervotes	360		89	263	8	0	0
Contest Totals	1,007		256	719	32	0	0

### Sachse, City of - Proposition W

Vote For 1

	TOTAL	VOTE %	Election Day	Early Voting	Ballot By Mail	Provisional Ballots	Limited Ballots
For	413	57.44%	113	281	19	0	0
Against	306	42.56%	70	230	6	0	0
Total Votes Cast	719	100.00%	183	511	25	0	0
Overvotes	0		0	0	0	0	0
Undervotes	288		73	208	7	0	0
Contest Totals	1,007		256	719	32	0	0

## PCT 170

### Wylie ISD - Trustee, Place 1

Vote For 1

	TOTAL	VOTE %		Election Day	Early Voting	Ballot By Mail	Provisional Ballots	Limited Ballots
Jill Palmer	299	37.66%		92	196	11	0	0
Stacie Smith	495	62.34%		109	373	13	0	0
Total Votes Cast	794	100.00%		201	569	24	0	0
Overvotes	0			0	0	0	0	0
Undervotes	213			55	150	8	0	0
Contest Totals	1,007			256	719	32	0	0

### Wylie ISD - Trustee, Place 2

Vote For 1

	TOTAL	VOTE %		Election Day	Early Voting	Ballot By Mail	Provisional Ballots	Limited Ballots
Jeffrey Keech	252	31.58%		75	167	10	0	0
Mike Williams	546	68.42%		128	404	14	0	0
Total Votes Cast	798	100.00%		203	571	24	0	0
Overvotes	0			0	0	0	0	0
Undervotes	209			53	148	8	0	0
Contest Totals	1,007			256	719	32	0	0

### Wylie ISD - Trustee, Place 5

Vote For 1

	TOTAL	VOTE %		Election Day	Early Voting	Ballot By Mail	Provisional Ballots	Limited Ballots
Virddie Montgomery	449	59.39%		102	336	11	0	0
Kevin Brooks	307	40.61%		86	209	12	0	0
Total Votes Cast	756	100.00%		188	545	23	0	0
Overvotes	0			0	0	0	0	0
Undervotes	251			68	174	9	0	0
Contest Totals	1,007			256	719	32	0	0

### Wylie ISD - Trustee, Place 6

Vote For 1

	TOTAL	VOTE %		Election Day	Early Voting	Ballot By Mail	Provisional Ballots	Limited Ballots
Jacob Day	475	64.71%		104	354	17	0	0
Michael Schwerin	259	35.29%		81	169	9	0	0
Total Votes Cast	734	100.00%		185	523	26	0	0
Overvotes	0			0	0	0	0	0
Undervotes	273			71	196	6	0	0
Contest Totals	1,007			256	719	32	0	0

## PCT 171

### U. S. Representative District 3

Vote For 1

	TOTAL	VOTE %	Election Day	Early Voting	Ballot By Mail	Provisional Ballots	Limited Ballots
REP Keith Self	607	50.63%	151	422	33	1	0
DEM Sandeep Srivastava	568	47.37%	149	397	22	0	0
LIB Christopher Claytor	24	2.00%	11	13	0	0	0
Total Votes Cast	1,199	100.00%	311	832	55	1	0
Overvotes	0		0	0	0	0	0
Undervotes	23		6	16	1	0	0
Contest Totals	1,222		317	848	56	1	0

### Governor

Vote For 1

	TOTAL	VOTE %	Election Day	Early Voting	Ballot By Mail	Provisional Ballots	Limited Ballots
REP Greg Abbott	604	49.67%	150	423	30	1	0
DEM Beto O'Rourke	600	49.34%	159	415	26	0	0
LIB Mark Tippetts	10	0.82%	6	4	0	0	0
GRN Delilah Barrios	1	0.08%	0	1	0	0	0
Write-In Totals	1	0.08%	1	0	0	0	0
Total Votes Cast	1,216	100.00%	316	843	56	1	0
Overvotes	0		0	0	0	0	0
Undervotes	6		1	5	0	0	0
Contest Totals	1,222		317	848	56	1	0

### Lieutenant Governor

Vote For 1

	TOTAL	VOTE %	Election Day	Early Voting	Ballot By Mail	Provisional Ballots	Limited Ballots
REP Dan Patrick	595	49.21%	144	420	30	1	0
DEM Mike Collier	582	48.14%	150	408	24	0	0
LIB Shanna Steele	32	2.65%	17	14	1	0	0
Total Votes Cast	1,209	100.00%	311	842	55	1	0
Overvotes	0		0	0	0	0	0
Undervotes	13		6	6	1	0	0
Contest Totals	1,222		317	848	56	1	0

### Attorney General

Vote For 1

	TOTAL	VOTE %	Election Day	Early Voting	Ballot By Mail	Provisional Ballots	Limited Ballots
REP Ken Paxton	591	49.21%	148	415	27	1	0
DEM Rochelle Mercedes Garza	577	48.04%	149	401	27	0	0
LIB Mark Ash	33	2.75%	12	20	1	0	0
Total Votes Cast	1,201	100.00%	309	836	55	1	0
Overvotes	0		0	0	0	0	0
Undervotes	21		8	12	1	0	0
Contest Totals	1,222		317	848	56	1	0

## PCT 171

### Comptroller of Public Accounts

Vote For 1

	TOTAL	VOTE %	Election Day	Early Voting	Ballot By Mail	Provisional Ballots	Limited Ballots
REP Glenn Hegar	622	52.31%	154	436	31	1	0
DEM Janet T. Dudding	544	45.75%	143	377	24	0	0
LIB V. Alonzo Echevarria-Garza	23	1.93%	11	12	0	0	0
Total Votes Cast	1,189	100.00%	308	825	55	1	0
Overvotes	0		0	0	0	0	0
Undervotes	33		9	23	1	0	0
Contest Totals	1,222		317	848	56	1	0

### Commissioner of the General Land Office

Vote For 1

	TOTAL	VOTE %	Election Day	Early Voting	Ballot By Mail	Provisional Ballots	Limited Ballots
REP Dawn Buckingham	623	52.44%	155	437	30	1	0
DEM Jay Kleberg	545	45.88%	145	378	22	0	0
GRN Alfred Molison, Jr	18	1.52%	5	12	1	0	0
Write-In Totals	2	0.17%	0	2	0	0	0
Total Votes Cast	1,188	100.00%	305	829	53	1	0
Overvotes	0		0	0	0	0	0
Undervotes	34		12	19	3	0	0
Contest Totals	1,222		317	848	56	1	0

### Commissioner of Agriculture

Vote For 1

	TOTAL	VOTE %	Election Day	Early Voting	Ballot By Mail	Provisional Ballots	Limited Ballots
REP Sid Miller	602	51.15%	157	415	29	1	0
DEM Susan Hays	575	48.85%	146	404	25	0	0
Total Votes Cast	1,177	100.00%	303	819	54	1	0
Overvotes	0		0	0	0	0	0
Undervotes	45		14	29	2	0	0
Contest Totals	1,222		317	848	56	1	0

### Railroad Commissioner

Vote For 1

	TOTAL	VOTE %	Election Day	Early Voting	Ballot By Mail	Provisional Ballots	Limited Ballots
REP Wayne Christian	598	50.68%	151	416	30	1	0
DEM Luke Warford	532	45.08%	133	377	22	0	0
LIB Jaime Andres Diez	37	3.14%	14	23	0	0	0
GRN Hunter Wayne Crow	13	1.10%	5	8	0	0	0
Total Votes Cast	1,180	100.00%	303	824	52	1	0
Overvotes	0		0	0	0	0	0
Undervotes	42		14	24	4	0	0
Contest Totals	1,222		317	848	56	1	0



## PCT 171

### Justice, Supreme Court, Place 3

Vote For 1

	TOTAL	VOTE %	Election Day	Early Voting	Ballot By Mail	Provisional Ballots	Limited Ballots
REP Debra Lehrmann	608	51.39%	153	425	29	1	0
DEM Erin A. Nowell	551	46.58%	142	386	23	0	0
LIB Thomas Edward Oxford	24	2.03%	9	15	0	0	0
Total Votes Cast	1,183	100.00%	304	826	52	1	0
Overvotes	0		0	0	0	0	0
Undervotes	39		13	22	4	0	0
Contest Totals	1,222		317	848	56	1	0

### Justice, Supreme Court, Place 5

Vote For 1

	TOTAL	VOTE %	Election Day	Early Voting	Ballot By Mail	Provisional Ballots	Limited Ballots
REP Rebeca Huddle	619	52.59%	159	430	29	1	0
DEM Amanda Reichel	558	47.41%	146	389	23	0	0
Total Votes Cast	1,177	100.00%	305	819	52	1	0
Overvotes	0		0	0	0	0	0
Undervotes	45		12	29	4	0	0
Contest Totals	1,222		317	848	56	1	0

### Justice, Supreme Court, Place 9

Vote For 1

	TOTAL	VOTE %	Election Day	Early Voting	Ballot By Mail	Provisional Ballots	Limited Ballots
REP Evan Young	602	51.32%	154	417	30	1	0
DEM Julia Maldonado	571	48.68%	149	399	23	0	0
Total Votes Cast	1,173	100.00%	303	816	53	1	0
Overvotes	0		0	0	0	0	0
Undervotes	49		14	32	3	0	0
Contest Totals	1,222		317	848	56	1	0

### Judge, Court of Criminal Appeals, Place 5

Vote For 1

	TOTAL	VOTE %	Election Day	Early Voting	Ballot By Mail	Provisional Ballots	Limited Ballots
REP Scott Walker	610	52.00%	155	424	30	1	0
DEM Dana Huffman	563	48.00%	149	391	23	0	0
Total Votes Cast	1,173	100.00%	304	815	53	1	0
Overvotes	0		0	0	0	0	0
Undervotes	49		13	33	3	0	0
Contest Totals	1,222		317	848	56	1	0

## PCT 171

### Judge, Court of Criminal Appeals, Place 6

Vote For 1

	TOTAL	VOTE %		Election Day	Early Voting	Ballot By Mail	Provisional Ballots	Limited Ballots
REP Jesse F. McClure, III	612	52.40%	<div style="width: 52.40%;"><div style="width: 52.40%;"></div></div>	157	425	29	1	0
DEM Robert Johnson	556	47.60%	<div style="width: 47.60%;"><div style="width: 47.60%;"></div></div>	145	388	23	0	0
Total Votes Cast	1,168	100.00%	<div style="width: 100.00%;"><div style="width: 100.00%;"></div></div>	302	813	52	1	0
Overvotes	0			0	0	0	0	0
Undervotes	54			15	35	4	0	0
Contest Totals	1,222			317	848	56	1	0

### Member, State Board of Education, District 12 CCD

Vote For 1

	TOTAL	VOTE %		Election Day	Early Voting	Ballot By Mail	Provisional Ballots	Limited Ballots
REP Pam Little	609	51.48%	<div style="width: 51.48%;"><div style="width: 51.48%;"></div></div>	153	424	31	1	0
DEM Alex Cornwallis	541	45.73%	<div style="width: 45.73%;"><div style="width: 45.73%;"></div></div>	138	380	23	0	0
LIB Christy Mowrey	31	2.62%	<div style="width: 2.62%;"><div style="width: 2.62%;"></div></div>	15	16	0	0	0
Write-In Totals	2	0.17%	<div style="width: 0.17%;"><div style="width: 0.17%;"></div></div>	1	1	0	0	0
Total Votes Cast	1,183	100.00%	<div style="width: 100.00%;"><div style="width: 100.00%;"></div></div>	307	821	54	1	0
Overvotes	0			0	0	0	0	0
Undervotes	39			10	27	2	0	0
Contest Totals	1,222			317	848	56	1	0

### State Senator, District 8

Vote For 1

	TOTAL	VOTE %		Election Day	Early Voting	Ballot By Mail	Provisional Ballots	Limited Ballots
REP Angela Paxton	587	49.58%	<div style="width: 49.58%;"><div style="width: 49.58%;"></div></div>	151	407	28	1	0
DEM Jonathan Cocks	570	48.14%	<div style="width: 48.14%;"><div style="width: 48.14%;"></div></div>	145	402	23	0	0
LIB Edward Kless	27	2.28%	<div style="width: 2.28%;"><div style="width: 2.28%;"></div></div>	9	17	1	0	0
Total Votes Cast	1,184	100.00%	<div style="width: 100.00%;"><div style="width: 100.00%;"></div></div>	305	826	52	1	0
Overvotes	0			0	0	0	0	0
Undervotes	38			12	22	4	0	0
Contest Totals	1,222			317	848	56	1	0

### State Representative, District 67

Vote For 1

	TOTAL	VOTE %		Election Day	Early Voting	Ballot By Mail	Provisional Ballots	Limited Ballots
REP Jeff Leach	619	52.59%	<div style="width: 52.59%;"><div style="width: 52.59%;"></div></div>	156	432	30	1	0
DEM Kevin Morris	558	47.41%	<div style="width: 47.41%;"><div style="width: 47.41%;"></div></div>	144	391	23	0	0
Total Votes Cast	1,177	100.00%	<div style="width: 100.00%;"><div style="width: 100.00%;"></div></div>	300	823	53	1	0
Overvotes	0			0	0	0	0	0
Undervotes	45			17	25	3	0	0
Contest Totals	1,222			317	848	56	1	0

## PCT 171

### Justice, 5th Court of Appeals District, Place 4

Vote For 1

	TOTAL	VOTE %	Election Day	Early Voting	Ballot By Mail	Provisional Ballots	Limited Ballots
REP Emily A. Miskel	614	52.52%	157	425	31	1	0
DEM Maricela Moore	555	47.48%	147	385	23	0	0
Total Votes Cast	1,169	100.00%	304	810	54	1	0
Overvotes	0		0	0	0	0	0
Undervotes	53		13	38	2	0	0
Contest Totals	1,222		317	848	56	1	0

### Justice, 5th Court of Appeals District, Place 7

Vote For 1

	TOTAL	VOTE %	Election Day	Early Voting	Ballot By Mail	Provisional Ballots	Limited Ballots
REP Kristina Williams	606	51.75%	155	419	31	1	0
DEM Nancy Kennedy	565	48.25%	150	392	23	0	0
Total Votes Cast	1,171	100.00%	305	811	54	1	0
Overvotes	0		0	0	0	0	0
Undervotes	51		12	37	2	0	0
Contest Totals	1,222		317	848	56	1	0

### County Judge CCD

Vote For 1

	TOTAL	VOTE %	Election Day	Early Voting	Ballot By Mail	Provisional Ballots	Limited Ballots
REP Chris Hill	612	51.91%	155	425	31	1	0
DEM Joshua Murray	567	48.09%	151	393	23	0	0
Total Votes Cast	1,179	100.00%	306	818	54	1	0
Overvotes	0		0	0	0	0	0
Undervotes	43		11	30	2	0	0
Contest Totals	1,222		317	848	56	1	0

### District Clerk CCD




Vote For 1

	TOTAL	VOTE %	Election Day	Early Voting	Ballot By Mail	Provisional Ballots	Limited Ballots
REP Mike Gould	615	52.47%	156	427	31	1	0
DEM David Brignac	557	47.53%	148	386	23	0	0
Total Votes Cast	1,172	100.00%	304	813	54	1	0
Overvotes	0		0	0	0	0	0
Undervotes	50		13	35	2	0	0
Contest Totals	1,222		317	848	56	1	0

## PCT 171




### County Commissioner, Precinct 4

Vote For 1

	TOTAL	VOTE %		Election Day	Early Voting	Ballot By Mail	Provisional Ballots	Limited Ballots
REP Duncan Webb	616	52.88%		160	424	31	1	0
DEM Jeffrey Williams	549	47.12%		145	382	22	0	0
Total Votes Cast	1,165	100.00%		305	806	53	1	0
Overvotes	0			0	0	0	0	0
Undervotes	57			12	42	3	0	0
Contest Totals	1,222			317	848	56	1	0

### Justice of the Peace, Precinct 3

Vote For 1

	TOTAL	VOTE %		Election Day	Early Voting	Ballot By Mail	Provisional Ballots	Limited Ballots
REP Mike Missildine	614	52.66%		161	422	30	1	0
DEM Irvin Lynn Barrett	552	47.34%		146	383	23	0	0
Total Votes Cast	1,166	100.00%		307	805	53	1	0
Overvotes	0			0	0	0	0	0
Undervotes	56			10	43	3	0	0
Contest Totals	1,222			317	848	56	1	0

## PCT 172

### U. S. Representative District 3

Vote For 1

	TOTAL	VOTE %	Election Day	Early Voting	Ballot By Mail	Provisional Ballots	Limited Ballots
REP Keith Self	1,901	64.81%	605	1,264	32	0	0
DEM Sandeep Srivastava	936	31.91%	260	650	24	2	0
LIB Christopher Claytor	96	3.27%	40	54	2	0	0
Total Votes Cast	2,933	100.00%	905	1,968	58	2	0
Overvotes	0		0	0	0	0	0
Undervotes	54		18	35	1	0	0
Contest Totals	2,987		923	2,003	59	2	0

### Governor

Vote For 1

	TOTAL	VOTE %	Election Day	Early Voting	Ballot By Mail	Provisional Ballots	Limited Ballots
REP Greg Abbott	1,913	64.28%	614	1,268	31	0	0
DEM Beto O'Rourke	1,009	33.90%	287	698	22	2	0
LIB Mark Tippetts	44	1.48%	13	29	2	0	0
GRN Delilah Barrios	7	0.24%	4	3	0	0	0
Write-In Totals	3	0.10%	1	0	2	0	0
Total Votes Cast	2,976	100.00%	919	1,998	57	2	0
Overvotes	0		0	0	0	0	0
Undervotes	11		4	5	2	0	0
Contest Totals	2,987		923	2,003	59	2	0

### Lieutenant Governor

Vote For 1

	TOTAL	VOTE %	Election Day	Early Voting	Ballot By Mail	Provisional Ballots	Limited Ballots
REP Dan Patrick	1,854	63.10%	591	1,235	28	0	0
DEM Mike Collier	979	33.32%	277	673	27	2	0
LIB Shanna Steele	105	3.57%	34	69	2	0	0
Total Votes Cast	2,938	100.00%	902	1,977	57	2	0
Overvotes	0		0	0	0	0	0
Undervotes	49		21	26	2	0	0
Contest Totals	2,987		923	2,003	59	2	0

### Attorney General

Vote For 1

	TOTAL	VOTE %	Election Day	Early Voting	Ballot By Mail	Provisional Ballots	Limited Ballots
REP Ken Paxton	1,821	62.15%	575	1,219	27	0	0
DEM Rochelle Mercedes Garza	980	33.45%	279	675	24	2	0
LIB Mark Ash	129	4.40%	46	76	7	0	0
Total Votes Cast	2,930	100.00%	900	1,970	58	2	0
Overvotes	0		0	0	0	0	0
Undervotes	57		23	33	1	0	0
Contest Totals	2,987		923	2,003	59	2	0

## PCT 172

### Comptroller of Public Accounts

Vote For 1

	TOTAL	VOTE %	Election Day	Early Voting	Ballot By Mail	Provisional Ballots	Limited Ballots
REP Glenn Hegar	1,887	64.87%	592	1,263	32	0	0
DEM Janet T. Dudding	933	32.07%	267	640	24	2	0
LIB V. Alonzo Echevarria-Garza	89	3.06%	34	54	1	0	0
Total Votes Cast	2,909	100.00%	893	1,957	57	2	0
Overvotes	0		0	0	0	0	0
Undervotes	78		30	46	2	0	0
Contest Totals	2,987		923	2,003	59	2	0

### Commissioner of the General Land Office

Vote For 1

	TOTAL	VOTE %	Election Day	Early Voting	Ballot By Mail	Provisional Ballots	Limited Ballots
REP Dawn Buckingham	1,933	66.47%	616	1,286	31	0	0
DEM Jay Kleberg	932	32.05%	259	647	24	2	0
GRN Alfred Molison, Jr	38	1.31%	16	20	2	0	0
Write-In Totals	5	0.17%	2	3	0	0	0
Total Votes Cast	2,908	100.00%	893	1,956	57	2	0
Overvotes	0		0	0	0	0	0
Undervotes	79		30	47	2	0	0
Contest Totals	2,987		923	2,003	59	2	0

### Commissioner of Agriculture

Vote For 1

	TOTAL	VOTE %	Election Day	Early Voting	Ballot By Mail	Provisional Ballots	Limited Ballots
REP Sid Miller	1,925	66.27%	616	1,277	32	0	0
DEM Susan Hays	980	33.73%	281	672	25	2	0
Total Votes Cast	2,905	100.00%	897	1,949	57	2	0
Overvotes	0		0	0	0	0	0
Undervotes	82		26	54	2	0	0
Contest Totals	2,987		923	2,003	59	2	0

### Railroad Commissioner

Vote For 1

	TOTAL	VOTE %	Election Day	Early Voting	Ballot By Mail	Provisional Ballots	Limited Ballots
REP Wayne Christian	1,868	64.30%	590	1,247	31	0	0
DEM Luke Warford	910	31.33%	253	632	23	2	0
LIB Jaime Andres Diez	98	3.37%	41	55	2	0	0
GRN Hunter Wayne Crow	29	1.00%	12	16	1	0	0
Total Votes Cast	2,905	100.00%	896	1,950	57	2	0
Overvotes	0		0	0	0	0	0
Undervotes	82		27	53	2	0	0
Contest Totals	2,987		923	2,003	59	2	0

## PCT 172

### Justice, Supreme Court, Place 3

Vote For 1

	TOTAL	VOTE %		Election Day	Early Voting	Ballot By Mail	Provisional Ballots	Limited Ballots
REP Debra Lehrmann	1,879	64.68%	<div style="width: 64.68%;"><div style="width: 64.68%;"></div></div>	586	1,262	31	0	0
DEM Erin A. Nowell	938	32.29%	<div style="width: 32.29%;"><div style="width: 32.29%;"></div></div>	264	647	25	2	0
LIB Thomas Edward Oxford	88	3.03%	<div style="width: 3.03%;"><div style="width: 3.03%;"></div></div>	39	47	2	0	0
Total Votes Cast	2,905	100.00%	<div style="width: 100.00%;"><div style="width: 100.00%;"></div></div>	889	1,956	58	2	0
Overvotes	0			0	0	0	0	0
Undervotes	82			34	47	1	0	0
Contest Totals	2,987			923	2,003	59	2	0

### Justice, Supreme Court, Place 5

Vote For 1

	TOTAL	VOTE %		Election Day	Early Voting	Ballot By Mail	Provisional Ballots	Limited Ballots
REP Rebeca Huddle	1,925	66.59%	<div style="width: 66.59%;"><div style="width: 66.59%;"></div></div>	613	1,278	34	0	0
DEM Amanda Reichel	966	33.41%	<div style="width: 33.41%;"><div style="width: 33.41%;"></div></div>	274	666	24	2	0
Total Votes Cast	2,891	100.00%	<div style="width: 100.00%;"><div style="width: 100.00%;"></div></div>	887	1,944	58	2	0
Overvotes	0			0	0	0	0	0
Undervotes	96			36	59	1	0	0
Contest Totals	2,987			923	2,003	59	2	0

### Justice, Supreme Court, Place 9

Vote For 1

	TOTAL	VOTE %		Election Day	Early Voting	Ballot By Mail	Provisional Ballots	Limited Ballots
REP Evan Young	1,906	65.79%	<div style="width: 65.79%;"><div style="width: 65.79%;"></div></div>	605	1,269	32	0	0
DEM Julia Maldonado	991	34.21%	<div style="width: 34.21%;"><div style="width: 34.21%;"></div></div>	284	679	26	2	0
Total Votes Cast	2,897	100.00%	<div style="width: 100.00%;"><div style="width: 100.00%;"></div></div>	889	1,948	58	2	0
Overvotes	0			0	0	0	0	0
Undervotes	90			34	55	1	0	0
Contest Totals	2,987			923	2,003	59	2	0

### Judge, Court of Criminal Appeals, Place 5

Vote For 1

	TOTAL	VOTE %		Election Day	Early Voting	Ballot By Mail	Provisional Ballots	Limited Ballots
REP Scott Walker	1,918	66.37%	<div style="width: 66.37%;"><div style="width: 66.37%;"></div></div>	611	1,275	32	0	0
DEM Dana Huffman	972	33.63%	<div style="width: 33.63%;"><div style="width: 33.63%;"></div></div>	276	669	25	2	0
Total Votes Cast	2,890	100.00%	<div style="width: 100.00%;"><div style="width: 100.00%;"></div></div>	887	1,944	57	2	0
Overvotes	0			0	0	0	0	0
Undervotes	97			36	59	2	0	0
Contest Totals	2,987			923	2,003	59	2	0

## PCT 172

### Judge, Court of Criminal Appeals, Place 6

Vote For 1

	TOTAL	VOTE %		Election Day	Early Voting	Ballot By Mail	Provisional Ballots	Limited Ballots
REP Jesse F. McClure, III	1,918	66.32%	<div style="width: 66.32%;"><div style="width: 66.32%;"></div></div>	608	1,278	32	0	0
DEM Robert Johnson	974	33.68%	<div style="width: 33.68%;"><div style="width: 33.68%;"></div></div>	281	666	25	2	0
Total Votes Cast	2,892	100.00%	<div style="width: 100.00%;"><div style="width: 100.00%;"></div></div>	889	1,944	57	2	0
Overvotes	0			0	0	0	0	0
Undervotes	95			34	59	2	0	0
Contest Totals	2,987			923	2,003	59	2	0

### Member, State Board of Education, District 12 CCD

Vote For 1

	TOTAL	VOTE %		Election Day	Early Voting	Ballot By Mail	Provisional Ballots	Limited Ballots
REP Pam Little	1,858	63.96%	<div style="width: 63.96%;"><div style="width: 63.96%;"></div></div>	587	1,241	30	0	0
DEM Alex Cornwallis	919	31.64%	<div style="width: 31.64%;"><div style="width: 31.64%;"></div></div>	257	635	25	2	0
LIB Christy Mowrey	125	4.30%	<div style="width: 4.30%;"><div style="width: 4.30%;"></div></div>	47	76	2	0	0
Write-In Totals	3	0.10%	<div style="width: 0.10%;"><div style="width: 0.10%;"></div></div>	2	1	0	0	0
Total Votes Cast	2,905	100.00%	<div style="width: 100.00%;"><div style="width: 100.00%;"></div></div>	893	1,953	57	2	0
Overvotes	0			0	0	0	0	0
Undervotes	82			30	50	2	0	0
Contest Totals	2,987			923	2,003	59	2	0

### State Senator, District 8

Vote For 1

	TOTAL	VOTE %		Election Day	Early Voting	Ballot By Mail	Provisional Ballots	Limited Ballots
REP Angela Paxton	1,830	63.28%	<div style="width: 63.28%;"><div style="width: 63.28%;"></div></div>	581	1,223	26	0	0
DEM Jonathan Cocks	963	33.30%	<div style="width: 33.30%;"><div style="width: 33.30%;"></div></div>	267	666	28	2	0
LIB Edward Kless	99	3.42%	<div style="width: 3.42%;"><div style="width: 3.42%;"></div></div>	40	57	2	0	0
Total Votes Cast	2,892	100.00%	<div style="width: 100.00%;"><div style="width: 100.00%;"></div></div>	888	1,946	56	2	0
Overvotes	1			0	0	1	0	0
Undervotes	94			35	57	2	0	0
Contest Totals	2,987			923	2,003	59	2	0

### State Representative, District 67

Vote For 1

	TOTAL	VOTE %		Election Day	Early Voting	Ballot By Mail	Provisional Ballots	Limited Ballots
REP Jeff Leach	1,904	65.86%	<div style="width: 65.86%;"><div style="width: 65.86%;"></div></div>	602	1,271	31	0	0
DEM Kevin Morris	987	34.14%	<div style="width: 34.14%;"><div style="width: 34.14%;"></div></div>	284	675	26	2	0
Total Votes Cast	2,891	100.00%	<div style="width: 100.00%;"><div style="width: 100.00%;"></div></div>	886	1,946	57	2	0
Overvotes	0			0	0	0	0	0
Undervotes	96			37	57	2	0	0
Contest Totals	2,987			923	2,003	59	2	0



## PCT 172

### Justice, 5th Court of Appeals District, Place 4

Vote For 1

	TOTAL	VOTE %	Election Day	Early Voting	Ballot By Mail	Provisional Ballots	Limited Ballots
REP Emily A. Miskel	1,926	66.64%	616	1,279	31	0	0
DEM Maricela Moore	964	33.36%	271	666	25	2	0
Total Votes Cast	2,890	100.00%	887	1,945	56	2	0
Overvotes	0		0	0	0	0	0
Undervotes	97		36	58	3	0	0
Contest Totals	2,987		923	2,003	59	2	0

### Justice, 5th Court of Appeals District, Place 7

Vote For 1

	TOTAL	VOTE %	Election Day	Early Voting	Ballot By Mail	Provisional Ballots	Limited Ballots
REP Kristina Williams	1,905	65.94%	603	1,269	33	0	0
DEM Nancy Kennedy	984	34.06%	280	678	24	2	0
Total Votes Cast	2,889	100.00%	883	1,947	57	2	0
Overvotes	0		0	0	0	0	0
Undervotes	98		40	56	2	0	0
Contest Totals	2,987		923	2,003	59	2	0

### County Judge CCD

Vote For 1

	TOTAL	VOTE %	Election Day	Early Voting	Ballot By Mail	Provisional Ballots	Limited Ballots
REP Chris Hill	1,910	65.91%	611	1,266	33	0	0
DEM Joshua Murray	988	34.09%	278	684	24	2	0
Total Votes Cast	2,898	100.00%	889	1,950	57	2	0
Overvotes	0		0	0	0	0	0
Undervotes	89		34	53	2	0	0
Contest Totals	2,987		923	2,003	59	2	0

### District Clerk CCD

Vote For 1

	TOTAL	VOTE %	Election Day	Early Voting	Ballot By Mail	Provisional Ballots	Limited Ballots
REP Mike Gould	1,932	67.04%	616	1,284	32	0	0
DEM David Brignac	950	32.96%	269	654	25	2	0
Total Votes Cast	2,882	100.00%	885	1,938	57	2	0
Overvotes	0		0	0	0	0	0
Undervotes	105		38	65	2	0	0
Contest Totals	2,987		923	2,003	59	2	0

**PCT 172**

**Anna ISD - Proposition A**

Vote For 1

	TOTAL	VOTE %		Election Day	Early Voting	Ballot By Mail	Provisional Ballots	Limited Ballots
For	1,758	60.83%		526	1,199	31	2	0
Against	1,132	39.17%		361	747	24	0	0
Total Votes Cast	2,890	100.00%		887	1,946	55	2	0
Overvotes	0			0	0	0	0	0
Undervotes	97			36	57	4	0	0
Contest Totals	2,987			923	2,003	59	2	0

**Anna ISD - Proposition B**

Vote For 1

	TOTAL	VOTE %		Election Day	Early Voting	Ballot By Mail	Provisional Ballots	Limited Ballots
For	1,338	46.31%		427	887	24	0	0
Against	1,551	53.69%		457	1,059	33	2	0
Total Votes Cast	2,889	100.00%		884	1,946	57	2	0
Overvotes	0			0	0	0	0	0
Undervotes	98			39	57	2	0	0
Contest Totals	2,987			923	2,003	59	2	0

## PCT 173

### U. S. Representative District 3

Vote For 1

	TOTAL	VOTE %	Election Day	Early Voting	Ballot By Mail	Provisional Ballots	Limited Ballots
REP Keith Self	272	70.83%	47	214	11	0	0
DEM Sandeep Srivastava	104	27.08%	25	71	8	0	0
LIB Christopher Claytor	8	2.08%	4	4	0	0	0
Total Votes Cast	384	100.00%	76	289	19	0	0
Overvotes	0		0	0	0	0	0
Undervotes	5		1	3	1	0	0
Contest Totals	389		77	292	20	0	0

### Governor

Vote For 1

	TOTAL	VOTE %	Election Day	Early Voting	Ballot By Mail	Provisional Ballots	Limited Ballots
REP Greg Abbott	264	68.04%	46	207	11	0	0
DEM Beto O'Rourke	121	31.19%	29	83	9	0	0
LIB Mark Tippetts	3	0.77%	1	2	0	0	0
GRN Delilah Barrios	0	0.00%	0	0	0	0	0
Write-In Totals	0	0.00%	0	0	0	0	0
Total Votes Cast	388	100.00%	76	292	20	0	0
Overvotes	0		0	0	0	0	0
Undervotes	1		1	0	0	0	0
Contest Totals	389		77	292	20	0	0

### Lieutenant Governor

Vote For 1

	TOTAL	VOTE %	Election Day	Early Voting	Ballot By Mail	Provisional Ballots	Limited Ballots
REP Dan Patrick	255	66.06%	45	200	10	0	0
DEM Mike Collier	126	32.64%	30	87	9	0	0
LIB Shanna Steele	5	1.30%	1	4	0	0	0
Total Votes Cast	386	100.00%	76	291	19	0	0
Overvotes	0		0	0	0	0	0
Undervotes	3		1	1	1	0	0
Contest Totals	389		77	292	20	0	0

### Attorney General

Vote For 1

	TOTAL	VOTE %	Election Day	Early Voting	Ballot By Mail	Provisional Ballots	Limited Ballots
REP Ken Paxton	254	65.63%	47	198	9	0	0
DEM Rochelle Mercedes Garza	117	30.23%	27	81	9	0	0
LIB Mark Ash	16	4.13%	3	12	1	0	0
Total Votes Cast	387	100.00%	77	291	19	0	0
Overvotes	0		0	0	0	0	0
Undervotes	2		0	1	1	0	0
Contest Totals	389		77	292	20	0	0

**PCT 173**

**Comptroller of Public Accounts**

Vote For 1

	TOTAL	VOTE %		Election Day	Early Voting	Ballot By Mail	Provisional Ballots	Limited Ballots
REP Glenn Hegar	276	72.63%		53	213	10	0	0
DEM Janet T. Dudding	101	26.58%		22	71	8	0	0
LIB V. Alonzo Echevarria-Garza	3	0.79%		0	3	0	0	0
Total Votes Cast	380	100.00%		75	287	18	0	0
Overvotes	0			0	0	0	0	0
Undervotes	9			2	5	2	0	0
Contest Totals	389			77	292	20	0	0

**Commissioner of the General Land Office**

Vote For 1

	TOTAL	VOTE %		Election Day	Early Voting	Ballot By Mail	Provisional Ballots	Limited Ballots
REP Dawn Buckingham	270	71.05%		48	212	10	0	0
DEM Jay Kleberg	108	28.42%		26	74	8	0	0
GRN Alfred Molison, Jr	2	0.53%		1	1	0	0	0
Write-In Totals	0	0.00%		0	0	0	0	0
Total Votes Cast	380	100.00%		75	287	18	0	0
Overvotes	0			0	0	0	0	0
Undervotes	9			2	5	2	0	0
Contest Totals	389			77	292	20	0	0

**Commissioner of Agriculture**

Vote For 1

	TOTAL	VOTE %		Election Day	Early Voting	Ballot By Mail	Provisional Ballots	Limited Ballots
REP Sid Miller	272	70.65%		49	213	10	0	0
DEM Susan Hays	113	29.35%		28	76	9	0	0
Total Votes Cast	385	100.00%		77	289	19	0	0
Overvotes	0			0	0	0	0	0
Undervotes	4			0	3	1	0	0
Contest Totals	389			77	292	20	0	0

**Railroad Commissioner**





Vote For 1

	TOTAL	VOTE %		Election Day	Early Voting	Ballot By Mail	Provisional Ballots	Limited Ballots
REP Wayne Christian	263	69.21%		47	205	11	0	0
DEM Luke Warford	112	29.47%		28	75	9	0	0
LIB Jaime Andres Diez	4	1.05%		0	4	0	0	0
GRN Hunter Wayne Crow	1	0.26%		0	1	0	0	0
Total Votes Cast	380	100.00%		75	285	20	0	0
Overvotes	0			0	0	0	0	0
Undervotes	9			2	7	0	0	0
Contest Totals	389			77	292	20	0	0

## PCT 173




### Justice, Supreme Court, Place 3

Vote For 1

	TOTAL	VOTE %		Election Day	Early Voting	Ballot By Mail	Provisional Ballots	Limited Ballots
REP Debra Lehrmann	273	71.09%		51	212	10	0	0
DEM Erin A. Nowell	109	28.39%		25	75	9	0	0
LIB Thomas Edward Oxford	2	0.52%		0	1	1	0	0
Total Votes Cast	384	100.00%		76	288	20	0	0
Overvotes	0			0	0	0	0	0
Undervotes	5			1	4	0	0	0
Contest Totals	389			77	292	20	0	0




### Justice, Supreme Court, Place 5

Vote For 1

	TOTAL	VOTE %		Election Day	Early Voting	Ballot By Mail	Provisional Ballots	Limited Ballots
REP Rebeca Huddle	273	71.28%		50	212	11	0	0
DEM Amanda Reichel	110	28.72%		26	76	8	0	0
Total Votes Cast	383	100.00%		76	288	19	0	0
Overvotes	0			0	0	0	0	0
Undervotes	6			1	4	1	0	0
Contest Totals	389			77	292	20	0	0




### Justice, Supreme Court, Place 9

Vote For 1

	TOTAL	VOTE %		Election Day	Early Voting	Ballot By Mail	Provisional Ballots	Limited Ballots
REP Evan Young	272	71.20%		50	212	10	0	0
DEM Julia Maldonado	110	28.80%		26	76	8	0	0
Total Votes Cast	382	100.00%		76	288	18	0	0
Overvotes	0			0	0	0	0	0
Undervotes	7			1	4	2	0	0
Contest Totals	389			77	292	20	0	0

### Judge, Court of Criminal Appeals, Place 5

Vote For 1

	TOTAL	VOTE %		Election Day	Early Voting	Ballot By Mail	Provisional Ballots	Limited Ballots
REP Scott Walker	269	70.60%		49	209	11	0	0
DEM Dana Huffman	112	29.40%		26	77	9	0	0
Total Votes Cast	381	100.00%		75	286	20	0	0
Overvotes	0			0	0	0	0	0
Undervotes	8			2	6	0	0	0
Contest Totals	389			77	292	20	0	0

## PCT 173

### Judge, Court of Criminal Appeals, Place 6

Vote For 1

	TOTAL	VOTE %		Election Day	Early Voting	Ballot By Mail	Provisional Ballots	Limited Ballots
REP Jesse F. McClure, III	268	70.34%	<div style="width: 70.34%;"><div style="width: 70.34%;"></div></div>	47	211	10	0	0
DEM Robert Johnson	113	29.66%	<div style="width: 29.66%;"><div style="width: 29.66%;"></div></div>	28	76	9	0	0
Total Votes Cast	381	100.00%	<div style="width: 100%;"><div style="width: 100%;"></div></div>	75	287	19	0	0
Overvotes	0			0	0	0	0	0
Undervotes	8			2	5	1	0	0
Contest Totals	389			77	292	20	0	0

### Member, State Board of Education, District 12 CCD

Vote For 1

	TOTAL	VOTE %		Election Day	Early Voting	Ballot By Mail	Provisional Ballots	Limited Ballots
REP Pam Little	269	70.42%	<div style="width: 70.42%;"><div style="width: 70.42%;"></div></div>	48	211	10	0	0
DEM Alex Cornwallis	109	28.53%	<div style="width: 28.53%;"><div style="width: 28.53%;"></div></div>	28	72	9	0	0
LIB Christy Mowrey	4	1.05%	<div style="width: 1.05%;"><div style="width: 1.05%;"></div></div>	0	4	0	0	0
Write-In Totals	0	0.00%	<div style="width: 0%;"><div style="width: 0%;"></div></div>	0	0	0	0	0
Total Votes Cast	382	100.00%	<div style="width: 100%;"><div style="width: 100%;"></div></div>	76	287	19	0	0
Overvotes	0			0	0	0	0	0
Undervotes	7			1	5	1	0	0
Contest Totals	389			77	292	20	0	0

### State Senator, District 8

Vote For 1

	TOTAL	VOTE %		Election Day	Early Voting	Ballot By Mail	Provisional Ballots	Limited Ballots
REP Angela Paxton	251	66.05%	<div style="width: 66.05%;"><div style="width: 66.05%;"></div></div>	45	197	9	0	0
DEM Jonathan Cocks	118	31.05%	<div style="width: 31.05%;"><div style="width: 31.05%;"></div></div>	28	81	9	0	0
LIB Edward Kless	11	2.89%	<div style="width: 2.89%;"><div style="width: 2.89%;"></div></div>	1	9	1	0	0
Total Votes Cast	380	100.00%	<div style="width: 100%;"><div style="width: 100%;"></div></div>	74	287	19	0	0
Overvotes	0			0	0	0	0	0
Undervotes	9			3	5	1	0	0
Contest Totals	389			77	292	20	0	0

### State Representative, District 61

Vote For 1

	TOTAL	VOTE %		Election Day	Early Voting	Ballot By Mail	Provisional Ballots	Limited Ballots
REP Frederick Frazier	266	69.45%	<div style="width: 69.45%;"><div style="width: 69.45%;"></div></div>	47	209	10	0	0
DEM Sheena King	117	30.55%	<div style="width: 30.55%;"><div style="width: 30.55%;"></div></div>	28	80	9	0	0
Total Votes Cast	383	100.00%	<div style="width: 100%;"><div style="width: 100%;"></div></div>	75	289	19	0	0
Overvotes	0			0	0	0	0	0
Undervotes	6			2	3	1	0	0
Contest Totals	389			77	292	20	0	0

## PCT 173

### Justice, 5th Court of Appeals District, Place 4

Vote For 1

	TOTAL	VOTE %		Election Day	Early Voting	Ballot By Mail	Provisional Ballots	Limited Ballots
REP Emily A. Miskel	272	72.53%		48	214	10	0	0
DEM Maricela Moore	103	27.47%		26	69	8	0	0
Total Votes Cast	375	100.00%		74	283	18	0	0
Overvotes	0			0	0	0	0	0
Undervotes	14			3	9	2	0	0
Contest Totals	389			77	292	20	0	0

### Justice, 5th Court of Appeals District, Place 7

Vote For 1

	TOTAL	VOTE %		Election Day	Early Voting	Ballot By Mail	Provisional Ballots	Limited Ballots
REP Kristina Williams	269	71.16%		47	212	10	0	0
DEM Nancy Kennedy	109	28.84%		28	73	8	0	0
Total Votes Cast	378	100.00%		75	285	18	0	0
Overvotes	0			0	0	0	0	0
Undervotes	11			2	7	2	0	0
Contest Totals	389			77	292	20	0	0

### County Judge CCD

Vote For 1

	TOTAL	VOTE %		Election Day	Early Voting	Ballot By Mail	Provisional Ballots	Limited Ballots
REP Chris Hill	271	70.57%		48	212	11	0	0
DEM Joshua Murray	113	29.43%		28	76	9	0	0
Total Votes Cast	384	100.00%		76	288	20	0	0
Overvotes	0			0	0	0	0	0
Undervotes	5			1	4	0	0	0
Contest Totals	389			77	292	20	0	0

### District Clerk CCD




Vote For 1

	TOTAL	VOTE %		Election Day	Early Voting	Ballot By Mail	Provisional Ballots	Limited Ballots
REP Mike Gould	268	71.09%		49	209	10	0	0
DEM David Brignac	109	28.91%		26	75	8	0	0
Total Votes Cast	377	100.00%		75	284	18	0	0
Overvotes	0			0	0	0	0	0
Undervotes	12			2	8	2	0	0
Contest Totals	389			77	292	20	0	0

## PCT 173




### Justice of the Peace, Precinct 4

Vote For 1

	TOTAL	VOTE %		Election Day	Early Voting	Ballot By Mail	Provisional Ballots	Limited Ballots
REP Vincent Venegoni	270	70.68%		49	211	10	0	0
DEM Adam Kern	112	29.32%		26	77	9	0	0
Total Votes Cast	382	100.00%		75	288	19	0	0
Overvotes	0			0	0	0	0	0
Undervotes	7			2	4	1	0	0
Contest Totals	389			77	292	20	0	0

### McKinney, City of - Local Option Election

Vote For 1

	TOTAL	VOTE %		Election Day	Early Voting	Ballot By Mail	Provisional Ballots	Limited Ballots
For	301	78.80%		62	220	19	0	0
Against	81	21.20%		14	66	1	0	0
Total Votes Cast	382	100.00%		76	286	20	0	0
Overvotes	0			0	0	0	0	0
Undervotes	7			1	6	0	0	0
Contest Totals	389			77	292	20	0	0



## PCT 174

### U. S. Representative District 3

Vote For 1

	TOTAL	VOTE %	Election Day	Early Voting	Ballot By Mail	Provisional Ballots	Limited Ballots
REP Keith Self	1,201	57.49%	337	848	16	0	0
DEM Sandeep Srivastava	837	40.07%	210	600	26	1	0
LIB Christopher Claytor	51	2.44%	12	37	2	0	0
Total Votes Cast	2,089	100.00%	559	1,485	44	1	0
Overvotes	0		0	0	0	0	0
Undervotes	40		16	22	2	0	0
Contest Totals	2,129		575	1,507	46	1	0

### Governor

Vote For 1

	TOTAL	VOTE %	Election Day	Early Voting	Ballot By Mail	Provisional Ballots	Limited Ballots
REP Greg Abbott	1,199	56.50%	337	846	16	0	0
DEM Beto O'Rourke	892	42.04%	225	638	28	1	0
LIB Mark Tippetts	25	1.18%	7	17	1	0	0
GRN Delilah Barrios	3	0.14%	1	2	0	0	0
Write-In Totals	3	0.14%	2	1	0	0	0
Total Votes Cast	2,122	100.00%	572	1,504	45	1	0
Overvotes	0		0	0	0	0	0
Undervotes	7		3	3	1	0	0
Contest Totals	2,129		575	1,507	46	1	0

### Lieutenant Governor

Vote For 1

	TOTAL	VOTE %	Election Day	Early Voting	Ballot By Mail	Provisional Ballots	Limited Ballots
REP Dan Patrick	1,152	54.83%	326	810	16	0	0
DEM Mike Collier	878	41.79%	217	630	30	1	0
LIB Shanna Steele	71	3.38%	18	53	0	0	0
Total Votes Cast	2,101	100.00%	561	1,493	46	1	0
Overvotes	0		0	0	0	0	0
Undervotes	28		14	14	0	0	0
Contest Totals	2,129		575	1,507	46	1	0

### Attorney General

Vote For 1

	TOTAL	VOTE %	Election Day	Early Voting	Ballot By Mail	Provisional Ballots	Limited Ballots
REP Ken Paxton	1,150	54.95%	333	802	15	0	0
DEM Rochelle Mercedes Garza	862	41.18%	205	626	30	1	0
LIB Mark Ash	81	3.87%	23	58	0	0	0
Total Votes Cast	2,093	100.00%	561	1,486	45	1	0
Overvotes	0		0	0	0	0	0
Undervotes	36		14	21	1	0	0
Contest Totals	2,129		575	1,507	46	1	0

## PCT 174

### Comptroller of Public Accounts

Vote For 1

	TOTAL	VOTE %	Election Day	Early Voting	Ballot By Mail	Provisional Ballots	Limited Ballots
REP Glenn Hegar	1,219	58.58%	346	857	16	0	0
DEM Janet T. Dudding	811	38.97%	195	587	28	1	0
LIB V. Alonzo Echevarria-Garza	51	2.45%	15	35	1	0	0
Total Votes Cast	2,081	100.00%	556	1,479	45	1	0
Overvotes	0		0	0	0	0	0
Undervotes	48		19	28	1	0	0
Contest Totals	2,129		575	1,507	46	1	0

### Commissioner of the General Land Office

Vote For 1

	TOTAL	VOTE %	Election Day	Early Voting	Ballot By Mail	Provisional Ballots	Limited Ballots
REP Dawn Buckingham	1,208	58.24%	340	852	16	0	0
DEM Jay Kleberg	832	40.12%	200	603	28	1	0
GRN Alfred Molison, Jr	33	1.59%	10	22	1	0	0
Write-In Totals	1	0.05%	0	1	0	0	0
Total Votes Cast	2,074	100.00%	550	1,478	45	1	0
Overvotes	0		0	0	0	0	0
Undervotes	55		25	29	1	0	0
Contest Totals	2,129		575	1,507	46	1	0

### Commissioner of Agriculture

Vote For 1

	TOTAL	VOTE %	Election Day	Early Voting	Ballot By Mail	Provisional Ballots	Limited Ballots
REP Sid Miller	1,207	58.34%	332	859	16	0	0
DEM Susan Hays	862	41.66%	215	617	29	1	0
Total Votes Cast	2,069	100.00%	547	1,476	45	1	0
Overvotes	0		0	0	0	0	0
Undervotes	60		28	31	1	0	0
Contest Totals	2,129		575	1,507	46	1	0

### Railroad Commissioner

Vote For 1

	TOTAL	VOTE %	Election Day	Early Voting	Ballot By Mail	Provisional Ballots	Limited Ballots
REP Wayne Christian	1,178	57.05%	331	833	14	0	0
DEM Luke Warford	801	38.79%	194	578	28	1	0
LIB Jaime Andres Diez	66	3.20%	17	48	1	0	0
GRN Hunter Wayne Crow	20	0.97%	8	11	1	0	0
Total Votes Cast	2,065	100.00%	550	1,470	44	1	0
Overvotes	0		0	0	0	0	0
Undervotes	64		25	37	2	0	0
Contest Totals	2,129		575	1,507	46	1	0

## PCT 174

### Justice, Supreme Court, Place 3

Vote For 1

	TOTAL	VOTE %		Election Day	Early Voting	Ballot By Mail	Provisional Ballots	Limited Ballots
REP Debra Lehrmann	1,200	57.97%		339	845	16	0	0
DEM Erin A. Nowell	824	39.81%		205	590	28	1	0
LIB Thomas Edward Oxford	46	2.22%		11	35	0	0	0
Total Votes Cast	2,070	100.00%		555	1,470	44	1	0
Overvotes	0			0	0	0	0	0
Undervotes	59			20	37	2	0	0
Contest Totals	2,129			575	1,507	46	1	0

### Justice, Supreme Court, Place 5

Vote For 1

	TOTAL	VOTE %		Election Day	Early Voting	Ballot By Mail	Provisional Ballots	Limited Ballots
REP Rebeca Huddle	1,214	58.90%		346	852	16	0	0
DEM Amanda Reichel	847	41.10%		205	613	28	1	0
Total Votes Cast	2,061	100.00%		551	1,465	44	1	0
Overvotes	0			0	0	0	0	0
Undervotes	68			24	42	2	0	0
Contest Totals	2,129			575	1,507	46	1	0

### Justice, Supreme Court, Place 9

Vote For 1

	TOTAL	VOTE %		Election Day	Early Voting	Ballot By Mail	Provisional Ballots	Limited Ballots
REP Evan Young	1,209	58.72%		339	854	16	0	0
DEM Julia Maldonado	850	41.28%		213	608	28	1	0
Total Votes Cast	2,059	100.00%		552	1,462	44	1	0
Overvotes	0			0	0	0	0	0
Undervotes	70			23	45	2	0	0
Contest Totals	2,129			575	1,507	46	1	0

### Judge, Court of Criminal Appeals, Place 5

Vote For 1

	TOTAL	VOTE %		Election Day	Early Voting	Ballot By Mail	Provisional Ballots	Limited Ballots
REP Scott Walker	1,218	59.24%		340	861	17	0	0
DEM Dana Huffman	838	40.76%		208	602	27	1	0
Total Votes Cast	2,056	100.00%		548	1,463	44	1	0
Overvotes	0			0	0	0	0	0
Undervotes	73			27	44	2	0	0
Contest Totals	2,129			575	1,507	46	1	0

## PCT 174

### Judge, Court of Criminal Appeals, Place 6

Vote For 1

	TOTAL	VOTE %		Election Day	Early Voting	Ballot By Mail	Provisional Ballots	Limited Ballots
REP Jesse F. McClure, III	1,210	59.08%	<div style="width: 59.08%;"><div style="width: 59.08%;"></div></div>	341	854	15	0	0
DEM Robert Johnson	838	40.92%	<div style="width: 40.92%;"><div style="width: 40.92%;"></div></div>	205	603	29	1	0
Total Votes Cast	2,048	100.00%	<div style="width: 100.00%;"><div style="width: 100.00%;"></div></div>	546	1,457	44	1	0
Overvotes	0			0	0	0	0	0
Undervotes	81			29	50	2	0	0
Contest Totals	2,129			575	1,507	46	1	0

### Member, State Board of Education, District 12 CCD

Vote For 1

	TOTAL	VOTE %		Election Day	Early Voting	Ballot By Mail	Provisional Ballots	Limited Ballots
REP Pam Little	1,171	57.09%	<div style="width: 57.09%;"><div style="width: 57.09%;"></div></div>	327	829	15	0	0
DEM Alex Cornwallis	807	39.35%	<div style="width: 39.35%;"><div style="width: 39.35%;"></div></div>	202	576	28	1	0
LIB Christy Mowrey	71	3.46%	<div style="width: 3.46%;"><div style="width: 3.46%;"></div></div>	17	53	1	0	0
Write-In Totals	2	0.10%	<div style="width: 0.10%;"><div style="width: 0.10%;"></div></div>	2	0	0	0	0
Total Votes Cast	2,051	100.00%	<div style="width: 100.00%;"><div style="width: 100.00%;"></div></div>	548	1,458	44	1	0
Overvotes	0			0	0	0	0	0
Undervotes	78			27	49	2	0	0
Contest Totals	2,129			575	1,507	46	1	0

### State Senator, District 8

Vote For 1

	TOTAL	VOTE %		Election Day	Early Voting	Ballot By Mail	Provisional Ballots	Limited Ballots
REP Angela Paxton	1,161	56.41%	<div style="width: 56.41%;"><div style="width: 56.41%;"></div></div>	327	819	15	0	0
DEM Jonathan Cocks	837	40.67%	<div style="width: 40.67%;"><div style="width: 40.67%;"></div></div>	208	600	28	1	0
LIB Edward Kless	60	2.92%	<div style="width: 2.92%;"><div style="width: 2.92%;"></div></div>	14	44	2	0	0
Total Votes Cast	2,058	100.00%	<div style="width: 100.00%;"><div style="width: 100.00%;"></div></div>	549	1,463	45	1	0
Overvotes	0			0	0	0	0	0
Undervotes	71			26	44	1	0	0
Contest Totals	2,129			575	1,507	46	1	0

### Justice, 5th Court of Appeals District, Place 4

Vote For 1

	TOTAL	VOTE %		Election Day	Early Voting	Ballot By Mail	Provisional Ballots	Limited Ballots
REP Emily A. Miskel	1,211	59.22%	<div style="width: 59.22%;"><div style="width: 59.22%;"></div></div>	337	857	17	0	0
DEM Maricela Moore	834	40.78%	<div style="width: 40.78%;"><div style="width: 40.78%;"></div></div>	208	598	27	1	0
Total Votes Cast	2,045	100.00%	<div style="width: 100.00%;"><div style="width: 100.00%;"></div></div>	545	1,455	44	1	0
Overvotes	0			0	0	0	0	0
Undervotes	84			30	52	2	0	0
Contest Totals	2,129			575	1,507	46	1	0

## PCT 174

### Justice, 5th Court of Appeals District, Place 7

Vote For 1

	TOTAL	VOTE %		Election Day	Early Voting	Ballot By Mail	Provisional Ballots	Limited Ballots
REP Kristina Williams	1,190	58.30%	<div style="width: 58.30%;"><div style="width: 58.30%;"></div></div>	334	839	17	0	0
DEM Nancy Kennedy	851	41.70%	<div style="width: 41.70%;"><div style="width: 41.70%;"></div></div>	210	612	28	1	0
Total Votes Cast	2,041	100.00%	<div style="width: 100.00%;"><div style="width: 100.00%;"></div></div>	544	1,451	45	1	0
Overvotes	0			0	0	0	0	0
Undervotes	88			31	56	1	0	0
Contest Totals	2,129			575	1,507	46	1	0

### County Judge CCD

Vote For 1

	TOTAL	VOTE %		Election Day	Early Voting	Ballot By Mail	Provisional Ballots	Limited Ballots
REP Chris Hill	1,208	58.61%	<div style="width: 58.61%;"><div style="width: 58.61%;"></div></div>	337	854	17	0	0
DEM Joshua Murray	853	41.39%	<div style="width: 41.39%;"><div style="width: 41.39%;"></div></div>	215	609	28	1	0
Total Votes Cast	2,061	100.00%	<div style="width: 100.00%;"><div style="width: 100.00%;"></div></div>	552	1,463	45	1	0
Overvotes	0			0	0	0	0	0
Undervotes	68			23	44	1	0	0
Contest Totals	2,129			575	1,507	46	1	0

### District Clerk CCD

Vote For 1

	TOTAL	VOTE %		Election Day	Early Voting	Ballot By Mail	Provisional Ballots	Limited Ballots
REP Mike Gould	1,206	58.97%	<div style="width: 58.97%;"><div style="width: 58.97%;"></div></div>	331	859	16	0	0
DEM David Brignac	839	41.03%	<div style="width: 41.03%;"><div style="width: 41.03%;"></div></div>	214	595	29	1	0
Total Votes Cast	2,045	100.00%	<div style="width: 100.00%;"><div style="width: 100.00%;"></div></div>	545	1,454	45	1	0
Overvotes	0			0	0	0	0	0
Undervotes	84			30	53	1	0	0
Contest Totals	2,129			575	1,507	46	1	0

### Justice of the Peace, Precinct 2

Vote For 1

	TOTAL	VOTE %		Election Day	Early Voting	Ballot By Mail	Provisional Ballots	Limited Ballots
REP Ellen Skinner	1,201	58.81%	<div style="width: 58.81%;"><div style="width: 58.81%;"></div></div>	339	847	15	0	0
DEM Jennifer McKenzie	841	41.19%	<div style="width: 41.19%;"><div style="width: 41.19%;"></div></div>	205	607	28	1	0
Total Votes Cast	2,042	100.00%	<div style="width: 100.00%;"><div style="width: 100.00%;"></div></div>	544	1,454	43	1	0
Overvotes	0			0	0	0	0	0
Undervotes	87			31	53	3	0	0
Contest Totals	2,129			575	1,507	46	1	0

## PCT 174

### Wylie ISD - Trustee, Place 1

Vote For 1

	TOTAL	VOTE %		Election Day	Early Voting	Ballot By Mail	Provisional Ballots	Limited Ballots
Jill Palmer	681	38.00%		223	451	7	0	0
Stacie Smith	1,111	62.00%		236	847	28	0	0
Total Votes Cast	1,792	100.00%		459	1,298	35	0	0
Overvotes	0			0	0	0	0	0
Undervotes	337			116	209	11	1	0
Contest Totals	2,129			575	1,507	46	1	0

### Wylie ISD - Trustee, Place 2

Vote For 1

	TOTAL	VOTE %		Election Day	Early Voting	Ballot By Mail	Provisional Ballots	Limited Ballots
Jeffrey Keech	607	34.53%		191	407	9	0	0
Mike Williams	1,151	65.47%		255	873	23	0	0
Total Votes Cast	1,758	100.00%		446	1,280	32	0	0
Overvotes	0			0	0	0	0	0
Undervotes	371			129	227	14	1	0
Contest Totals	2,129			575	1,507	46	1	0

### Wylie ISD - Trustee, Place 5

Vote For 1

	TOTAL	VOTE %		Election Day	Early Voting	Ballot By Mail	Provisional Ballots	Limited Ballots
Virddie Montgomery	1,070	59.74%		234	812	24	0	0
Kevin Brooks	721	40.26%		222	489	10	0	0
Total Votes Cast	1,791	100.00%		456	1,301	34	0	0
Overvotes	0			0	0	0	0	0
Undervotes	338			119	206	12	1	0
Contest Totals	2,129			575	1,507	46	1	0

### Wylie ISD - Trustee, Place 6

Vote For 1

	TOTAL	VOTE %		Election Day	Early Voting	Ballot By Mail	Provisional Ballots	Limited Ballots
Jacob Day	1,118	65.04%		259	838	21	0	0
Michael Schwerin	601	34.96%		173	414	14	0	0
Total Votes Cast	1,719	100.00%		432	1,252	35	0	0
Overvotes	0			0	0	0	0	0
Undervotes	410			143	255	11	1	0
Contest Totals	2,129			575	1,507	46	1	0

## PCT 175

### U. S. Representative District 3

Vote For 1

	TOTAL	VOTE %	Election Day	Early Voting	Ballot By Mail	Provisional Ballots	Limited Ballots
REP Keith Self	661	60.37%	165	482	14	0	0
DEM Sandeep Srivastava	397	36.26%	90	297	9	1	0
LIB Christopher Claytor	37	3.38%	14	23	0	0	0
Total Votes Cast	1,095	100.00%	269	802	23	1	0
Overvotes	0		0	0	0	0	0
Undervotes	21		7	14	0	0	0
Contest Totals	1,116		276	816	23	1	0

### Governor

Vote For 1

	TOTAL	VOTE %	Election Day	Early Voting	Ballot By Mail	Provisional Ballots	Limited Ballots
REP Greg Abbott	664	59.55%	165	485	14	0	0
DEM Beto O'Rourke	443	39.73%	108	325	9	1	0
LIB Mark Tippetts	6	0.54%	2	4	0	0	0
GRN Delilah Barrios	2	0.18%	1	1	0	0	0
Write-In Totals	0	0.00%	0	0	0	0	0
Total Votes Cast	1,115	100.00%	276	815	23	1	0
Overvotes	0		0	0	0	0	0
Undervotes	1		0	1	0	0	0
Contest Totals	1,116		276	816	23	1	0

### Lieutenant Governor

Vote For 1

	TOTAL	VOTE %	Election Day	Early Voting	Ballot By Mail	Provisional Ballots	Limited Ballots
REP Dan Patrick	635	57.67%	160	461	14	0	0
DEM Mike Collier	439	39.87%	102	327	9	1	0
LIB Shanna Steele	27	2.45%	8	19	0	0	0
Total Votes Cast	1,101	100.00%	270	807	23	1	0
Overvotes	0		0	0	0	0	0
Undervotes	15		6	9	0	0	0
Contest Totals	1,116		276	816	23	1	0

### Attorney General

Vote For 1

	TOTAL	VOTE %	Election Day	Early Voting	Ballot By Mail	Provisional Ballots	Limited Ballots
REP Ken Paxton	622	57.01%	160	449	13	0	0
DEM Rochelle Mercedes Garza	431	39.50%	101	320	9	1	0
LIB Mark Ash	38	3.48%	9	29	0	0	0
Total Votes Cast	1,091	100.00%	270	798	22	1	0
Overvotes	0		0	0	0	0	0
Undervotes	25		6	18	1	0	0
Contest Totals	1,116		276	816	23	1	0

## PCT 175

### Comptroller of Public Accounts

Vote For 1

	TOTAL	VOTE %	Election Day	Early Voting	Ballot By Mail	Provisional Ballots	Limited Ballots
REP Glenn Hegar	663	61.05%	171	478	14	0	0
DEM Janet T. Dudding	400	36.83%	88	302	9	1	0
LIB V. Alonzo Echevarria-Garza	23	2.12%	5	18	0	0	0
Total Votes Cast	1,086	100.00%	264	798	23	1	0
Overvotes	0		0	0	0	0	0
Undervotes	30		12	18	0	0	0
Contest Totals	1,116		276	816	23	1	0

### Commissioner of the General Land Office

Vote For 1

	TOTAL	VOTE %	Election Day	Early Voting	Ballot By Mail	Provisional Ballots	Limited Ballots
REP Dawn Buckingham	671	62.30%	172	487	12	0	0
DEM Jay Kleberg	398	36.95%	88	300	9	1	0
GRN Alfred Molison, Jr	8	0.74%	2	6	0	0	0
Write-In Totals	0	0.00%	0	0	0	0	0
Total Votes Cast	1,077	100.00%	262	793	21	1	0
Overvotes	0		0	0	0	0	0
Undervotes	39		14	23	2	0	0
Contest Totals	1,116		276	816	23	1	0

### Commissioner of Agriculture

Vote For 1

	TOTAL	VOTE %	Election Day	Early Voting	Ballot By Mail	Provisional Ballots	Limited Ballots
REP Sid Miller	670	62.33%	172	487	11	0	0
DEM Susan Hays	405	37.67%	89	306	9	1	0
Total Votes Cast	1,075	100.00%	261	793	20	1	0
Overvotes	0		0	0	0	0	0
Undervotes	41		15	23	3	0	0
Contest Totals	1,116		276	816	23	1	0

### Railroad Commissioner

Vote For 1

	TOTAL	VOTE %	Election Day	Early Voting	Ballot By Mail	Provisional Ballots	Limited Ballots
REP Wayne Christian	645	59.89%	167	466	12	0	0
DEM Luke Warford	398	36.95%	88	301	8	1	0
LIB Jaime Andres Diez	26	2.41%	4	22	0	0	0
GRN Hunter Wayne Crow	8	0.74%	3	4	1	0	0
Total Votes Cast	1,077	100.00%	262	793	21	1	0
Overvotes	0		0	0	0	0	0
Undervotes	39		14	23	2	0	0
Contest Totals	1,116		276	816	23	1	0



## PCT 175

### Justice, Supreme Court, Place 3

Vote For 1

	TOTAL	VOTE %	Election Day	Early Voting	Ballot By Mail	Provisional Ballots	Limited Ballots
REP Debra Lehrmann	655	60.65%	171	473	11	0	0
DEM Erin A. Nowell	410	37.96%	91	309	9	1	0
LIB Thomas Edward Oxford	15	1.39%	5	10	0	0	0
Total Votes Cast	1,080	100.00%	267	792	20	1	0
Overvotes	0		0	0	0	0	0
Undervotes	36		9	24	3	0	0
Contest Totals	1,116		276	816	23	1	0

### Justice, Supreme Court, Place 5

Vote For 1

	TOTAL	VOTE %	Election Day	Early Voting	Ballot By Mail	Provisional Ballots	Limited Ballots
REP Rebeca Huddle	655	60.99%	169	475	11	0	0
DEM Amanda Reichel	419	39.01%	96	314	8	1	0
Total Votes Cast	1,074	100.00%	265	789	19	1	0
Overvotes	0		0	0	0	0	0
Undervotes	42		11	27	4	0	0
Contest Totals	1,116		276	816	23	1	0

### Justice, Supreme Court, Place 9

Vote For 1

	TOTAL	VOTE %	Election Day	Early Voting	Ballot By Mail	Provisional Ballots	Limited Ballots
REP Evan Young	650	60.63%	165	474	11	0	0
DEM Julia Maldonado	422	39.37%	97	315	9	1	0
Total Votes Cast	1,072	100.00%	262	789	20	1	0
Overvotes	0		0	0	0	0	0
Undervotes	44		14	27	3	0	0
Contest Totals	1,116		276	816	23	1	0

### Judge, Court of Criminal Appeals, Place 5




Vote For 1

	TOTAL	VOTE %	Election Day	Early Voting	Ballot By Mail	Provisional Ballots	Limited Ballots
REP Scott Walker	650	60.69%	164	475	11	0	0
DEM Dana Huffman	421	39.31%	98	313	9	1	0
Total Votes Cast	1,071	100.00%	262	788	20	1	0
Overvotes	0		0	0	0	0	0
Undervotes	45		14	28	3	0	0
Contest Totals	1,116		276	816	23	1	0

## PCT 175






### Judge, Court of Criminal Appeals, Place 6

Vote For 1

	TOTAL	VOTE %		Election Day	Early Voting	Ballot By Mail	Provisional Ballots	Limited Ballots
REP Jesse F. McClure, III	658	61.50%		167	479	12	0	0
DEM Robert Johnson	412	38.50%		93	310	8	1	0
Total Votes Cast	1,070	100.00%		260	789	20	1	0
Overvotes	0			0	0	0	0	0
Undervotes	46			16	27	3	0	0
Contest Totals	1,116			276	816	23	1	0





### Member, State Board of Education, District 12 CCD

Vote For 1

	TOTAL	VOTE %		Election Day	Early Voting	Ballot By Mail	Provisional Ballots	Limited Ballots
REP Pam Little	642	60.06%		158	474	10	0	0
DEM Alex Cornwallis	400	37.42%		90	300	9	1	0
LIB Christy Mowrey	27	2.53%		10	17	0	0	0
Write-In Totals	0	0.00%		0	0	0	0	0
Total Votes Cast	1,069	100.00%		258	791	19	1	0
Overvotes	0			0	0	0	0	0
Undervotes	47			18	25	4	0	0
Contest Totals	1,116			276	816	23	1	0




### State Senator, District 8

Vote For 1

	TOTAL	VOTE %		Election Day	Early Voting	Ballot By Mail	Provisional Ballots	Limited Ballots
REP Angela Paxton	640	59.31%		164	466	10	0	0
DEM Jonathan Cocks	414	38.37%		95	310	8	1	0
LIB Edward Kless	25	2.32%		4	19	2	0	0
Total Votes Cast	1,079	100.00%		263	795	20	1	0
Overvotes	0			0	0	0	0	0
Undervotes	37			13	21	3	0	0
Contest Totals	1,116			276	816	23	1	0

### Justice, 5th Court of Appeals District, Place 4

Vote For 1

	TOTAL	VOTE %		Election Day	Early Voting	Ballot By Mail	Provisional Ballots	Limited Ballots
REP Emily A. Miskel	653	61.20%		164	479	10	0	0
DEM Maricela Moore	414	38.80%		96	308	9	1	0
Total Votes Cast	1,067	100.00%		260	787	19	1	0
Overvotes	0			0	0	0	0	0
Undervotes	49			16	29	4	0	0
Contest Totals	1,116			276	816	23	1	0

## PCT 175

### Justice, 5th Court of Appeals District, Place 7

Vote For 1

	TOTAL	VOTE %	Election Day	Early Voting	Ballot By Mail	Provisional Ballots	Limited Ballots
REP Kristina Williams	645	60.79%	163	472	10	0	0
DEM Nancy Kennedy	416	39.21%	94	314	7	1	0
Total Votes Cast	1,061	100.00%	257	786	17	1	0
Overvotes	0		0	0	0	0	0
Undervotes	55		19	30	6	0	0
Contest Totals	1,116		276	816	23	1	0

### County Judge CCD

Vote For 1

	TOTAL	VOTE %	Election Day	Early Voting	Ballot By Mail	Provisional Ballots	Limited Ballots
REP Chris Hill	652	60.59%	165	477	10	0	0
DEM Joshua Murray	424	39.41%	96	320	7	1	0
Total Votes Cast	1,076	100.00%	261	797	17	1	0
Overvotes	0		0	0	0	0	0
Undervotes	40		15	19	6	0	0
Contest Totals	1,116		276	816	23	1	0

### District Clerk CCD

Vote For 1

	TOTAL	VOTE %	Election Day	Early Voting	Ballot By Mail	Provisional Ballots	Limited Ballots
REP Mike Gould	661	62.12%	169	481	11	0	0
DEM David Brignac	403	37.88%	88	307	7	1	0
Total Votes Cast	1,064	100.00%	257	788	18	1	0
Overvotes	0		0	0	0	0	0
Undervotes	52		19	28	5	0	0
Contest Totals	1,116		276	816	23	1	0

### Justice of the Peace, Precinct 3

Vote For 1

	TOTAL	VOTE %	Election Day	Early Voting	Ballot By Mail	Provisional Ballots	Limited Ballots
REP Mike Missildine	657	61.75%	167	479	11	0	0
DEM Irvin Lynn Barrett	407	38.25%	89	310	7	1	0
Total Votes Cast	1,064	100.00%	256	789	18	1	0
Overvotes	0		0	0	0	0	0
Undervotes	52		20	27	5	0	0
Contest Totals	1,116		276	816	23	1	0

## PCT 175

### Plano ISD - Proposition A

Vote For 1

	TOTAL	VOTE %		Election Day	Early Voting	Ballot By Mail	Provisional Ballots	Limited Ballots
For	189	40.56%		54	128	7	0	0
Against	277	59.44%		70	204	3	0	0
Total Votes Cast	466	100.00%		124	332	10	0	0
Overvotes	0			0	0	0	0	0
Undervotes	33			11	20	2	0	0
Contest Totals	499			135	352	12	0	0

### Plano ISD - Proposition B

Vote For 1

	TOTAL	VOTE %		Election Day	Early Voting	Ballot By Mail	Provisional Ballots	Limited Ballots
For	204	43.78%		63	136	5	0	0
Against	262	56.22%		60	197	5	0	0
Total Votes Cast	466	100.00%		123	333	10	0	0
Overvotes	0			0	0	0	0	0
Undervotes	33			12	19	2	0	0
Contest Totals	499			135	352	12	0	0

### Plano ISD - Proposition C

Vote For 1

	TOTAL	VOTE %		Election Day	Early Voting	Ballot By Mail	Provisional Ballots	Limited Ballots
For	210	45.16%		63	142	5	0	0
Against	255	54.84%		59	191	5	0	0
Total Votes Cast	465	100.00%		122	333	10	0	0
Overvotes	0			0	0	0	0	0
Undervotes	34			13	19	2	0	0
Contest Totals	499			135	352	12	0	0

### Plano ISD - Proposition D

Vote For 1

	TOTAL	VOTE %		Election Day	Early Voting	Ballot By Mail	Provisional Ballots	Limited Ballots
For	179	38.49%		52	121	6	0	0
Against	286	61.51%		71	211	4	0	0
Total Votes Cast	465	100.00%		123	332	10	0	0
Overvotes	0			0	0	0	0	0
Undervotes	34			12	20	2	0	0
Contest Totals	499			135	352	12	0	0

## PCT 175

### Plano ISD - Proposition E

Vote For 1

	TOTAL	VOTE %	Election Day	Early Voting	Ballot By Mail	Provisional Ballots	Limited Ballots
For	163	35.05%	50	109	4	0	0
Against	302	64.95%	73	223	6	0	0
Total Votes Cast	465	100.00%	123	332	10	0	0
Overvotes	0		0	0	0	0	0
Undervotes	34		12	20	2	0	0
Contest Totals	499		135	352	12	0	0

### Wylie ISD - Trustee, Place 1

Vote For 1

	TOTAL	VOTE %	Election Day	Early Voting	Ballot By Mail	Provisional Ballots	Limited Ballots
Jill Palmer	173	33.40%	52	119	2	0	0
Stacie Smith	345	66.60%	64	278	2	1	0
Total Votes Cast	518	100.00%	116	397	4	1	0
Overvotes	0		0	0	0	0	0
Undervotes	99		25	67	7	0	0
Contest Totals	617		141	464	11	1	0

### Wylie ISD - Trustee, Place 2

Vote For 1

	TOTAL	VOTE %	Election Day	Early Voting	Ballot By Mail	Provisional Ballots	Limited Ballots
Jeffrey Keech	176	34.31%	45	129	2	0	0
Mike Williams	337	65.69%	69	265	2	1	0
Total Votes Cast	513	100.00%	114	394	4	1	0
Overvotes	0		0	0	0	0	0
Undervotes	104		27	70	7	0	0
Contest Totals	617		141	464	11	1	0

### Wylie ISD - Trustee, Place 5




Vote For 1

	TOTAL	VOTE %	Election Day	Early Voting	Ballot By Mail	Provisional Ballots	Limited Ballots
Viridie Montgomery	360	67.42%	76	279	4	1	0
Kevin Brooks	174	32.58%	42	130	2	0	0
Total Votes Cast	534	100.00%	118	409	6	1	0
Overvotes	0		0	0	0	0	0
Undervotes	83		23	55	5	0	0
Contest Totals	617		141	464	11	1	0

## PCT 175

### Wylie ISD - Trustee, Place 6

Vote For 1

	TOTAL	VOTE %		Election Day	Early Voting	Ballot By Mail	Provisional Ballots	Limited Ballots
Jacob Day	328	65.60%		69	257	1	1	0
Michael Schwerin	172	34.40%		45	125	2	0	0
Total Votes Cast	500	100.00%		114	382	3	1	0
Overvotes	0			0	0	0	0	0
Undervotes	117			27	82	8	0	0
Contest Totals	617			141	464	11	1	0

## PCT 176

### U. S. Representative, District 4

Vote For 1

	TOTAL	VOTE %	Election Day	Early Voting	Ballot By Mail	Provisional Ballots	Limited Ballots
REP Pat Fallon	595	40.98%	237	342	15	1	0
DEM Iro Omere	805	55.44%	304	484	14	3	0
LIB John Simmons	52	3.58%	24	28	0	0	0
Total Votes Cast	1,452	100.00%	565	854	29	4	0
Overvotes	0		0	0	0	0	0
Undervotes	15		4	11	0	0	0
Contest Totals	1,467		569	865	29	4	0

### Governor

Vote For 1

	TOTAL	VOTE %	Election Day	Early Voting	Ballot By Mail	Provisional Ballots	Limited Ballots
REP Greg Abbott	607	41.38%	239	352	15	1	0
DEM Beto O'Rourke	837	57.06%	316	504	14	3	0
LIB Mark Tippetts	20	1.36%	13	7	0	0	0
GRN Delilah Barrios	3	0.20%	1	2	0	0	0
Write-In Totals	0	0.00%	0	0	0	0	0
Total Votes Cast	1,467	100.00%	569	865	29	4	0
Overvotes	0		0	0	0	0	0
Undervotes	0		0	0	0	0	0
Contest Totals	1,467		569	865	29	4	0

### Lieutenant Governor

Vote For 1

	TOTAL	VOTE %	Election Day	Early Voting	Ballot By Mail	Provisional Ballots	Limited Ballots
REP Dan Patrick	578	39.81%	223	339	15	1	0
DEM Mike Collier	832	57.30%	317	498	14	3	0
LIB Shanna Steele	42	2.89%	23	19	0	0	0
Total Votes Cast	1,452	100.00%	563	856	29	4	0
Overvotes	0		0	0	0	0	0
Undervotes	15		6	9	0	0	0
Contest Totals	1,467		569	865	29	4	0

### Attorney General

Vote For 1

	TOTAL	VOTE %	Election Day	Early Voting	Ballot By Mail	Provisional Ballots	Limited Ballots
REP Ken Paxton	572	39.50%	225	331	15	1	0
DEM Rochelle Mercedes Garza	827	57.11%	308	502	14	3	0
LIB Mark Ash	49	3.38%	30	19	0	0	0
Total Votes Cast	1,448	100.00%	563	852	29	4	0
Overvotes	0		0	0	0	0	0
Undervotes	19		6	13	0	0	0
Contest Totals	1,467		569	865	29	4	0

**PCT 176**

**Comptroller of Public Accounts**

Vote For 1

	TOTAL	VOTE %	Election Day	Early Voting	Ballot By Mail	Provisional Ballots	Limited Ballots
REP Glenn Hegar	612	42.47%	236	356	17	3	0
DEM Janet T. Dudding	783	54.34%	297	473	12	1	0
LIB V. Alonzo Echevarria-Garza	46	3.19%	22	24	0	0	0
Total Votes Cast	1,441	100.00%	555	853	29	4	0
Overvotes	0		0	0	0	0	0
Undervotes	26		14	12	0	0	0
Contest Totals	1,467		569	865	29	4	0

**Commissioner of the General Land Office**

Vote For 1

	TOTAL	VOTE %	Election Day	Early Voting	Ballot By Mail	Provisional Ballots	Limited Ballots
REP Dawn Buckingham	615	42.89%	241	357	15	2	0
DEM Jay Kleberg	795	55.44%	296	483	14	2	0
GRN Alfred Molison, Jr	23	1.60%	16	7	0	0	0
Write-In Totals	1	0.07%	0	1	0	0	0
Total Votes Cast	1,434	100.00%	553	848	29	4	0
Overvotes	0		0	0	0	0	0
Undervotes	33		16	17	0	0	0
Contest Totals	1,467		569	865	29	4	0

**Commissioner of Agriculture**

Vote For 1

	TOTAL	VOTE %	Election Day	Early Voting	Ballot By Mail	Provisional Ballots	Limited Ballots
REP Sid Miller	627	43.82%	248	361	15	3	0
DEM Susan Hays	804	56.18%	304	485	14	1	0
Total Votes Cast	1,431	100.00%	552	846	29	4	0
Overvotes	0		0	0	0	0	0
Undervotes	36		17	19	0	0	0
Contest Totals	1,467		569	865	29	4	0

**Railroad Commissioner**

Vote For 1

	TOTAL	VOTE %	Election Day	Early Voting	Ballot By Mail	Provisional Ballots	Limited Ballots
REP Wayne Christian	597	41.57%	232	346	16	3	0
DEM Luke Warford	758	52.79%	282	462	13	1	0
LIB Jaime Andres Diez	64	4.46%	30	34	0	0	0
GRN Hunter Wayne Crow	17	1.18%	11	6	0	0	0
Total Votes Cast	1,436	100.00%	555	848	29	4	0
Overvotes	0		0	0	0	0	0
Undervotes	31		14	17	0	0	0
Contest Totals	1,467		569	865	29	4	0



## PCT 176

### Justice, Supreme Court, Place 3

Vote For 1

	TOTAL	VOTE %		Election Day	Early Voting	Ballot By Mail	Provisional Ballots	Limited Ballots
REP Debra Lehrmann	604	41.92%	<div style="width: 41.92%;"><div style="width: 41.92%;"></div></div>	235	352	16	1	0
DEM Erin A. Nowell	793	55.03%	<div style="width: 55.03%;"><div style="width: 55.03%;"></div></div>	302	475	13	3	0
LIB Thomas Edward Oxford	44	3.05%	<div style="width: 3.05%;"><div style="width: 3.05%;"></div></div>	23	21	0	0	0
Total Votes Cast	1,441	100.00%	<div style="width: 100.00%;"><div style="width: 100.00%;"></div></div>	560	848	29	4	0
Overvotes	0			0	0	0	0	0
Undervotes	26			9	17	0	0	0
Contest Totals	1,467			569	865	29	4	0

### Justice, Supreme Court, Place 5

Vote For 1

	TOTAL	VOTE %		Election Day	Early Voting	Ballot By Mail	Provisional Ballots	Limited Ballots
REP Rebeca Huddle	613	42.75%	<div style="width: 42.75%;"><div style="width: 42.75%;"></div></div>	244	352	15	2	0
DEM Amanda Reichel	821	57.25%	<div style="width: 57.25%;"><div style="width: 57.25%;"></div></div>	312	493	14	2	0
Total Votes Cast	1,434	100.00%	<div style="width: 100.00%;"><div style="width: 100.00%;"></div></div>	556	845	29	4	0
Overvotes	0			0	0	0	0	0
Undervotes	33			13	20	0	0	0
Contest Totals	1,467			569	865	29	4	0

### Justice, Supreme Court, Place 9

Vote For 1

	TOTAL	VOTE %		Election Day	Early Voting	Ballot By Mail	Provisional Ballots	Limited Ballots
REP Evan Young	610	42.51%	<div style="width: 42.51%;"><div style="width: 42.51%;"></div></div>	240	354	15	1	0
DEM Julia Maldonado	825	57.49%	<div style="width: 57.49%;"><div style="width: 57.49%;"></div></div>	318	490	14	3	0
Total Votes Cast	1,435	100.00%	<div style="width: 100.00%;"><div style="width: 100.00%;"></div></div>	558	844	29	4	0
Overvotes	0			0	0	0	0	0
Undervotes	32			11	21	0	0	0
Contest Totals	1,467			569	865	29	4	0

### Judge, Court of Criminal Appeals, Place 5

Vote For 1

	TOTAL	VOTE %		Election Day	Early Voting	Ballot By Mail	Provisional Ballots	Limited Ballots
REP Scott Walker	608	42.55%	<div style="width: 42.55%;"><div style="width: 42.55%;"></div></div>	240	352	15	1	0
DEM Dana Huffman	821	57.45%	<div style="width: 57.45%;"><div style="width: 57.45%;"></div></div>	314	490	14	3	0
Total Votes Cast	1,429	100.00%	<div style="width: 100.00%;"><div style="width: 100.00%;"></div></div>	554	842	29	4	0
Overvotes	0			0	0	0	0	0
Undervotes	38			15	23	0	0	0
Contest Totals	1,467			569	865	29	4	0

## PCT 176

### Judge, Court of Criminal Appeals, Place 6

Vote For 1

	TOTAL	VOTE %		Election Day	Early Voting	Ballot By Mail	Provisional Ballots	Limited Ballots
REP Jesse F. McClure, III	617	43.18%	<div style="width: 43.18%;"><div style="width: 43.18%;"></div></div>	242	359	15	1	0
DEM Robert Johnson	812	56.82%	<div style="width: 56.82%;"><div style="width: 56.82%;"></div></div>	313	482	14	3	0
Total Votes Cast	1,429	100.00%	<div style="width: 100.00%;"><div style="width: 100.00%;"></div></div>	555	841	29	4	0
Overvotes	0			0	0	0	0	0
Undervotes	38			14	24	0	0	0
Contest Totals	1,467			569	865	29	4	0

### Member, State Board of Education, District 12 CCD

Vote For 1

	TOTAL	VOTE %		Election Day	Early Voting	Ballot By Mail	Provisional Ballots	Limited Ballots
REP Pam Little	589	41.05%	<div style="width: 41.05%;"><div style="width: 41.05%;"></div></div>	230	341	15	3	0
DEM Alex Cornwallis	781	54.43%	<div style="width: 54.43%;"><div style="width: 54.43%;"></div></div>	292	474	14	1	0
LIB Christy Mowrey	65	4.53%	<div style="width: 4.53%;"><div style="width: 4.53%;"></div></div>	34	31	0	0	0
Write-In Totals	0	0.00%	<div style="width: 0.00%;"><div style="width: 0.00%;"></div></div>	0	0	0	0	0
Total Votes Cast	1,435	100.00%	<div style="width: 100.00%;"><div style="width: 100.00%;"></div></div>	556	846	29	4	0
Overvotes	0			0	0	0	0	0
Undervotes	32			13	19	0	0	0
Contest Totals	1,467			569	865	29	4	0

### State Senator, District 8

Vote For 1

	TOTAL	VOTE %		Election Day	Early Voting	Ballot By Mail	Provisional Ballots	Limited Ballots
REP Angela Paxton	579	40.38%	<div style="width: 40.38%;"><div style="width: 40.38%;"></div></div>	230	332	15	2	0
DEM Jonathan Cocks	806	56.21%	<div style="width: 56.21%;"><div style="width: 56.21%;"></div></div>	300	490	14	2	0
LIB Edward Kless	49	3.42%	<div style="width: 3.42%;"><div style="width: 3.42%;"></div></div>	24	25	0	0	0
Total Votes Cast	1,434	100.00%	<div style="width: 100.00%;"><div style="width: 100.00%;"></div></div>	554	847	29	4	0
Overvotes	0			0	0	0	0	0
Undervotes	33			15	18	0	0	0
Contest Totals	1,467			569	865	29	4	0

### State Representative, District 66

Vote For 1

	TOTAL	VOTE %		Election Day	Early Voting	Ballot By Mail	Provisional Ballots	Limited Ballots
REP Matt Shaheen	621	43.28%	<div style="width: 43.28%;"><div style="width: 43.28%;"></div></div>	246	358	15	2	0
DEM Jesse Ringness	814	56.72%	<div style="width: 56.72%;"><div style="width: 56.72%;"></div></div>	311	487	14	2	0
Total Votes Cast	1,435	100.00%	<div style="width: 100.00%;"><div style="width: 100.00%;"></div></div>	557	845	29	4	0
Overvotes	0			0	0	0	0	0
Undervotes	32			12	20	0	0	0
Contest Totals	1,467			569	865	29	4	0

## PCT 176

### Justice, 5th Court of Appeals District, Place 4

Vote For 1

	TOTAL	VOTE %	Election Day	Early Voting	Ballot By Mail	Provisional Ballots	Limited Ballots
REP Emily A. Miskel	609	42.86%	241	351	15	2	0
DEM Maricela Moore	812	57.14%	311	486	13	2	0
Total Votes Cast	1,421	100.00%	552	837	28	4	0
Overvotes	0		0	0	0	0	0
Undervotes	46		17	28	1	0	0
Contest Totals	1,467		569	865	29	4	0

### Justice, 5th Court of Appeals District, Place 7

Vote For 1

	TOTAL	VOTE %	Election Day	Early Voting	Ballot By Mail	Provisional Ballots	Limited Ballots
REP Kristina Williams	611	42.85%	242	352	15	2	0
DEM Nancy Kennedy	815	57.15%	312	488	13	2	0
Total Votes Cast	1,426	100.00%	554	840	28	4	0
Overvotes	0		0	0	0	0	0
Undervotes	41		15	25	1	0	0
Contest Totals	1,467		569	865	29	4	0

### County Judge CCD

Vote For 1

	TOTAL	VOTE %	Election Day	Early Voting	Ballot By Mail	Provisional Ballots	Limited Ballots
REP Chris Hill	619	43.23%	245	357	15	2	0
DEM Joshua Murray	813	56.77%	310	488	13	2	0
Total Votes Cast	1,432	100.00%	555	845	28	4	0
Overvotes	0		0	0	0	0	0
Undervotes	35		14	20	1	0	0
Contest Totals	1,467		569	865	29	4	0

### District Clerk CCD

Vote For 1

	TOTAL	VOTE %	Election Day	Early Voting	Ballot By Mail	Provisional Ballots	Limited Ballots
REP Mike Gould	615	43.28%	245	352	15	3	0
DEM David Brignac	806	56.72%	307	485	13	1	0
Total Votes Cast	1,421	100.00%	552	837	28	4	0
Overvotes	0		0	0	0	0	0
Undervotes	46		17	28	1	0	0
Contest Totals	1,467		569	865	29	4	0

## PCT 176

### County Commissioner, Precinct 4

Vote For 1

	TOTAL	VOTE %	Election Day	Early Voting	Ballot By Mail	Provisional Ballots	Limited Ballots
REP Duncan Webb	621	43.64%	244	361	15	1	0
DEM Jeffrey Williams	802	56.36%	303	483	13	3	0
Total Votes Cast	1,423	100.00%	547	844	28	4	0
Overvotes	0		0	0	0	0	0
Undervotes	44		22	21	1	0	0
Contest Totals	1,467		569	865	29	4	0

### Justice of the Peace, Precinct 4

Vote For 1

	TOTAL	VOTE %	Election Day	Early Voting	Ballot By Mail	Provisional Ballots	Limited Ballots
REP Vincent Venegoni	605	42.76%	238	351	15	1	0
DEM Adam Kern	810	57.24%	307	487	13	3	0
Total Votes Cast	1,415	100.00%	545	838	28	4	0
Overvotes	0		0	0	0	0	0
Undervotes	52		24	27	1	0	0
Contest Totals	1,467		569	865	29	4	0

### Plano ISD - Proposition A

Vote For 1

	TOTAL	VOTE %	Election Day	Early Voting	Ballot By Mail	Provisional Ballots	Limited Ballots
For	551	55.38%	196	340	12	3	0
Against	444	44.62%	173	266	4	1	0
Total Votes Cast	995	100.00%	369	606	16	4	0
Overvotes	0		0	0	0	0	0
Undervotes	114		42	70	2	0	0
Contest Totals	1,109		411	676	18	4	0

### Plano ISD - Proposition B

Vote For 1

	TOTAL	VOTE %	Election Day	Early Voting	Ballot By Mail	Provisional Ballots	Limited Ballots
For	637	63.45%	224	400	10	3	0
Against	367	36.55%	145	215	6	1	0
Total Votes Cast	1,004	100.00%	369	615	16	4	0
Overvotes	0		0	0	0	0	0
Undervotes	105		42	61	2	0	0
Contest Totals	1,109		411	676	18	4	0

## PCT 176

### Plano ISD - Proposition C

Vote For 1

	TOTAL	VOTE %		Election Day	Early Voting	Ballot By Mail	Provisional Ballots	Limited Ballots
For	622	62.01%		215	394	10	3	0
Against	381	37.99%		155	219	6	1	0
Total Votes Cast	1,003	100.00%		370	613	16	4	0
Overvotes	0			0	0	0	0	0
Undervotes	106			41	63	2	0	0
Contest Totals	1,109			411	676	18	4	0

### Plano ISD - Proposition D

Vote For 1

	TOTAL	VOTE %		Election Day	Early Voting	Ballot By Mail	Provisional Ballots	Limited Ballots
For	548	54.64%		190	346	10	2	0
Against	455	45.36%		179	268	6	2	0
Total Votes Cast	1,003	100.00%		369	614	16	4	0
Overvotes	0			0	0	0	0	0
Undervotes	106			42	62	2	0	0
Contest Totals	1,109			411	676	18	4	0

### Plano ISD - Proposition E

Vote For 1

	TOTAL	VOTE %		Election Day	Early Voting	Ballot By Mail	Provisional Ballots	Limited Ballots
For	515	51.19%		185	318	10	2	0
Against	491	48.81%		187	296	6	2	0
Total Votes Cast	1,006	100.00%		372	614	16	4	0
Overvotes	0			0	0	0	0	0
Undervotes	103			39	62	2	0	0
Contest Totals	1,109			411	676	18	4	0

## PCT 177

### U. S. Representative, District 4

Vote For 1

	TOTAL	VOTE %	Election Day	Early Voting	Ballot By Mail	Provisional Ballots	Limited Ballots
REP Pat Fallon	937	63.27%	251	655	30	1	0
DEM Iro Omere	515	34.77%	165	328	22	0	0
LIB John Simmons	29	1.96%	15	12	1	1	0
Total Votes Cast	1,481	100.00%	431	995	53	2	0
Overvotes	0		0	0	0	0	0
Undervotes	19		5	14	0	0	0
Contest Totals	1,500		436	1,009	53	2	0

### Governor

Vote For 1

	TOTAL	VOTE %	Election Day	Early Voting	Ballot By Mail	Provisional Ballots	Limited Ballots
REP Greg Abbott	922	61.51%	250	643	28	1	0
DEM Beto O'Rourke	564	37.63%	179	360	25	0	0
LIB Mark Tippetts	9	0.60%	4	5	0	0	0
GRN Delilah Barrios	2	0.13%	1	0	0	1	0
Write-In Totals	2	0.13%	2	0	0	0	0
Total Votes Cast	1,499	100.00%	436	1,008	53	2	0
Overvotes	0		0	0	0	0	0
Undervotes	1		0	1	0	0	0
Contest Totals	1,500		436	1,009	53	2	0

### Lieutenant Governor

Vote For 1

	TOTAL	VOTE %	Election Day	Early Voting	Ballot By Mail	Provisional Ballots	Limited Ballots
REP Dan Patrick	899	60.50%	249	623	26	1	0
DEM Mike Collier	566	38.09%	173	367	25	1	0
LIB Shanna Steele	21	1.41%	9	10	2	0	0
Total Votes Cast	1,486	100.00%	431	1,000	53	2	0
Overvotes	0		0	0	0	0	0
Undervotes	14		5	9	0	0	0
Contest Totals	1,500		436	1,009	53	2	0

### Attorney General

Vote For 1

	TOTAL	VOTE %	Election Day	Early Voting	Ballot By Mail	Provisional Ballots	Limited Ballots
REP Ken Paxton	883	59.58%	246	611	25	1	0
DEM Rochelle Mercedes Garza	564	38.06%	170	369	25	0	0
LIB Mark Ash	35	2.36%	14	18	2	1	0
Total Votes Cast	1,482	100.00%	430	998	52	2	0
Overvotes	0		0	0	0	0	0
Undervotes	18		6	11	1	0	0
Contest Totals	1,500		436	1,009	53	2	0

## PCT 177

### Comptroller of Public Accounts

Vote For 1

	TOTAL	VOTE %	Election Day	Early Voting	Ballot By Mail	Provisional Ballots	Limited Ballots
REP Glenn Hegar	943	63.67%	261	651	30	1	0
DEM Janet T. Dudding	521	35.18%	159	339	22	1	0
LIB V. Alonzo Echevarria-Garza	17	1.15%	11	5	1	0	0
Total Votes Cast	1,481	100.00%	431	995	53	2	0
Overvotes	0		0	0	0	0	0
Undervotes	19		5	14	0	0	0
Contest Totals	1,500		436	1,009	53	2	0

### Commissioner of the General Land Office

Vote For 1

	TOTAL	VOTE %	Election Day	Early Voting	Ballot By Mail	Provisional Ballots	Limited Ballots
REP Dawn Buckingham	940	63.60%	256	654	29	1	0
DEM Jay Kleberg	527	35.66%	164	338	24	1	0
GRN Alfred Molison, Jr	10	0.68%	6	4	0	0	0
Write-In Totals	1	0.07%	1	0	0	0	0
Total Votes Cast	1,478	100.00%	427	996	53	2	0
Overvotes	0		0	0	0	0	0
Undervotes	22		9	13	0	0	0
Contest Totals	1,500		436	1,009	53	2	0

### Commissioner of Agriculture

Vote For 1

	TOTAL	VOTE %	Election Day	Early Voting	Ballot By Mail	Provisional Ballots	Limited Ballots
REP Sid Miller	943	63.93%	265	650	27	1	0
DEM Susan Hays	532	36.07%	162	343	26	1	0
Total Votes Cast	1,475	100.00%	427	993	53	2	0
Overvotes	0		0	0	0	0	0
Undervotes	25		9	16	0	0	0
Contest Totals	1,500		436	1,009	53	2	0

### Railroad Commissioner

Vote For 1

	TOTAL	VOTE %	Election Day	Early Voting	Ballot By Mail	Provisional Ballots	Limited Ballots
REP Wayne Christian	923	62.53%	253	642	27	1	0
DEM Luke Warford	517	35.03%	153	339	25	0	0
LIB Jaime Andres Diez	27	1.83%	18	8	1	0	0
GRN Hunter Wayne Crow	9	0.61%	4	4	0	1	0
Total Votes Cast	1,476	100.00%	428	993	53	2	0
Overvotes	0		0	0	0	0	0
Undervotes	24		8	16	0	0	0
Contest Totals	1,500		436	1,009	53	2	0

## PCT 177

### Justice, Supreme Court, Place 3

Vote For 1

	TOTAL	VOTE %	Election Day	Early Voting	Ballot By Mail	Provisional Ballots	Limited Ballots
REP Debra Lehrmann	937	63.78%	252	653	31	1	0
DEM Erin A. Nowell	515	35.06%	164	330	21	0	0
LIB Thomas Edward Oxford	17	1.16%	10	5	1	1	0
Total Votes Cast	1,469	100.00%	426	988	53	2	0
Overvotes	0		0	0	0	0	0
Undervotes	31		10	21	0	0	0
Contest Totals	1,500		436	1,009	53	2	0

### Justice, Supreme Court, Place 5

Vote For 1

	TOTAL	VOTE %	Election Day	Early Voting	Ballot By Mail	Provisional Ballots	Limited Ballots
REP Rebeca Huddle	935	63.78%	254	647	33	1	0
DEM Amanda Reichel	531	36.22%	170	340	20	1	0
Total Votes Cast	1,466	100.00%	424	987	53	2	0
Overvotes	0		0	0	0	0	0
Undervotes	34		12	22	0	0	0
Contest Totals	1,500		436	1,009	53	2	0

### Justice, Supreme Court, Place 9

Vote For 1

	TOTAL	VOTE %	Election Day	Early Voting	Ballot By Mail	Provisional Ballots	Limited Ballots
REP Evan Young	929	63.24%	251	647	30	1	0
DEM Julia Maldonado	540	36.76%	174	342	23	1	0
Total Votes Cast	1,469	100.00%	425	989	53	2	0
Overvotes	0		0	0	0	0	0
Undervotes	31		11	20	0	0	0
Contest Totals	1,500		436	1,009	53	2	0

### Judge, Court of Criminal Appeals, Place 5

Vote For 1

	TOTAL	VOTE %	Election Day	Early Voting	Ballot By Mail	Provisional Ballots	Limited Ballots
REP Scott Walker	928	63.30%	248	649	30	1	0
DEM Dana Huffman	538	36.70%	178	336	23	1	0
Total Votes Cast	1,466	100.00%	426	985	53	2	0
Overvotes	0		0	0	0	0	0
Undervotes	34		10	24	0	0	0
Contest Totals	1,500		436	1,009	53	2	0



**PCT 177**

**Judge, Court of Criminal Appeals, Place 6**

Vote For 1

	TOTAL	VOTE %	Election Day	Early Voting	Ballot By Mail	Provisional Ballots	Limited Ballots
REP Jesse F. McClure, III	937	64.09%	258	647	31	1	0
DEM Robert Johnson	525	35.91%	167	335	22	1	0
Total Votes Cast	1,462	100.00%	425	982	53	2	0
Overvotes	0		0	0	0	0	0
Undervotes	38		11	27	0	0	0
Contest Totals	1,500		436	1,009	53	2	0

**Member, State Board of Education, District 12 CCD**

Vote For 1

	TOTAL	VOTE %	Election Day	Early Voting	Ballot By Mail	Provisional Ballots	Limited Ballots
REP Pam Little	926	63.29%	249	644	32	1	0
DEM Alex Cornwallis	512	35.00%	163	327	21	1	0
LIB Christy Mowrey	21	1.44%	9	12	0	0	0
Write-In Totals	4	0.27%	3	1	0	0	0
Total Votes Cast	1,463	100.00%	424	984	53	2	0
Overvotes	0		0	0	0	0	0
Undervotes	37		12	25	0	0	0
Contest Totals	1,500		436	1,009	53	2	0

**State Representative, District 66**

Vote For 1

	TOTAL	VOTE %	Election Day	Early Voting	Ballot By Mail	Provisional Ballots	Limited Ballots
REP Matt Shaheen	946	64.53%	260	653	32	1	0
DEM Jesse Ringness	520	35.47%	165	334	20	1	0
Total Votes Cast	1,466	100.00%	425	987	52	2	0
Overvotes	0		0	0	0	0	0
Undervotes	34		11	22	1	0	0
Contest Totals	1,500		436	1,009	53	2	0

**Justice, 5th Court of Appeals District, Place 4**

Vote For 1

	TOTAL	VOTE %	Election Day	Early Voting	Ballot By Mail	Provisional Ballots	Limited Ballots
REP Emily A. Miskel	925	63.49%	251	643	30	1	0
DEM Maricela Moore	532	36.51%	172	337	22	1	0
Total Votes Cast	1,457	100.00%	423	980	52	2	0
Overvotes	0		0	0	0	0	0
Undervotes	43		13	29	1	0	0
Contest Totals	1,500		436	1,009	53	2	0

## PCT 177

### Justice, 5th Court of Appeals District, Place 7

Vote For 1

	TOTAL	VOTE %	Election Day	Early Voting	Ballot By Mail	Provisional Ballots	Limited Ballots
REP Kristina Williams	932	63.84%	251	651	29	1	0
DEM Nancy Kennedy	528	36.16%	171	332	24	1	0
Total Votes Cast	1,460	100.00%	422	983	53	2	0
Overvotes	0		0	0	0	0	0
Undervotes	40		14	26	0	0	0
Contest Totals	1,500		436	1,009	53	2	0

### County Judge CCD

Vote For 1

	TOTAL	VOTE %	Election Day	Early Voting	Ballot By Mail	Provisional Ballots	Limited Ballots
REP Chris Hill	938	64.11%	257	650	30	1	0
DEM Joshua Murray	525	35.89%	170	331	23	1	0
Total Votes Cast	1,463	100.00%	427	981	53	2	0
Overvotes	0		0	0	0	0	0
Undervotes	37		9	28	0	0	0
Contest Totals	1,500		436	1,009	53	2	0

### District Clerk CCD

Vote For 1

	TOTAL	VOTE %	Election Day	Early Voting	Ballot By Mail	Provisional Ballots	Limited Ballots
REP Mike Gould	947	64.73%	258	658	30	1	0
DEM David Brignac	516	35.27%	167	325	23	1	0
Total Votes Cast	1,463	100.00%	425	983	53	2	0
Overvotes	0		0	0	0	0	0
Undervotes	37		11	26	0	0	0
Contest Totals	1,500		436	1,009	53	2	0

### Justice of the Peace, Precinct 4

Vote For 1

	TOTAL	VOTE %	Election Day	Early Voting	Ballot By Mail	Provisional Ballots	Limited Ballots
REP Vincent Venegoni	924	63.46%	252	641	30	1	0
DEM Adam Kern	532	36.54%	170	338	23	1	0
Total Votes Cast	1,456	100.00%	422	979	53	2	0
Overvotes	0		0	0	0	0	0
Undervotes	44		14	30	0	0	0
Contest Totals	1,500		436	1,009	53	2	0

## PCT 178

### U. S. Representative District 3

Vote For 1

	TOTAL	VOTE %	Election Day	Early Voting	Ballot By Mail	Provisional Ballots	Limited Ballots
REP Keith Self	1,137	74.22%	335	782	19	1	0
DEM Sandeep Srivastava	361	23.56%	86	259	16	0	0
LIB Christopher Claytor	34	2.22%	15	19	0	0	0
Total Votes Cast	1,532	100.00%	436	1,060	35	1	0
Overvotes	0		0	0	0	0	0
Undervotes	24		12	12	0	0	0
Contest Totals	1,556		448	1,072	35	1	0

### Governor

Vote For 1

	TOTAL	VOTE %	Election Day	Early Voting	Ballot By Mail	Provisional Ballots	Limited Ballots
REP Greg Abbott	1,119	72.24%	325	774	19	1	0
DEM Beto O'Rourke	411	26.53%	110	285	16	0	0
LIB Mark Tippetts	15	0.97%	8	7	0	0	0
GRN Delilah Barrios	2	0.13%	1	1	0	0	0
Write-In Totals	2	0.13%	2	0	0	0	0
Total Votes Cast	1,549	100.00%	446	1,067	35	1	0
Overvotes	0		0	0	0	0	0
Undervotes	7		2	5	0	0	0
Contest Totals	1,556		448	1,072	35	1	0

### Lieutenant Governor

Vote For 1

	TOTAL	VOTE %	Election Day	Early Voting	Ballot By Mail	Provisional Ballots	Limited Ballots
REP Dan Patrick	1,094	71.27%	320	754	19	1	0
DEM Mike Collier	409	26.64%	102	291	16	0	0
LIB Shanna Steele	32	2.08%	16	16	0	0	0
Total Votes Cast	1,535	100.00%	438	1,061	35	1	0
Overvotes	0		0	0	0	0	0
Undervotes	21		10	11	0	0	0
Contest Totals	1,556		448	1,072	35	1	0

### Attorney General

Vote For 1

	TOTAL	VOTE %	Election Day	Early Voting	Ballot By Mail	Provisional Ballots	Limited Ballots
REP Ken Paxton	1,082	70.90%	320	742	19	1	0
DEM Rochelle Mercedes Garza	392	25.69%	98	278	16	0	0
LIB Mark Ash	52	3.41%	19	33	0	0	0
Total Votes Cast	1,526	100.00%	437	1,053	35	1	0
Overvotes	0		0	0	0	0	0
Undervotes	30		11	19	0	0	0
Contest Totals	1,556		448	1,072	35	1	0

## PCT 178

### Comptroller of Public Accounts

Vote For 1

	TOTAL	VOTE %	Election Day	Early Voting	Ballot By Mail	Provisional Ballots	Limited Ballots
REP Glenn Hegar	1,150	75.91%	334	795	20	1	0
DEM Janet T. Dudding	341	22.51%	85	241	15	0	0
LIB V. Alonzo Echevarria-Garza	24	1.58%	11	13	0	0	0
Total Votes Cast	1,515	100.00%	430	1,049	35	1	0
Overvotes	0		0	0	0	0	0
Undervotes	41		18	23	0	0	0
Contest Totals	1,556		448	1,072	35	1	0

### Commissioner of the General Land Office

Vote For 1

	TOTAL	VOTE %	Election Day	Early Voting	Ballot By Mail	Provisional Ballots	Limited Ballots
REP Dawn Buckingham	1,150	75.61%	339	790	20	1	0
DEM Jay Kleberg	356	23.41%	82	259	15	0	0
GRN Alfred Molison, Jr	13	0.85%	7	6	0	0	0
Write-In Totals	2	0.13%	2	0	0	0	0
Total Votes Cast	1,521	100.00%	430	1,055	35	1	0
Overvotes	0		0	0	0	0	0
Undervotes	35		18	17	0	0	0
Contest Totals	1,556		448	1,072	35	1	0

### Commissioner of Agriculture

Vote For 1

	TOTAL	VOTE %	Election Day	Early Voting	Ballot By Mail	Provisional Ballots	Limited Ballots
REP Sid Miller	1,148	76.08%	342	786	19	1	0
DEM Susan Hays	361	23.92%	85	260	16	0	0
Total Votes Cast	1,509	100.00%	427	1,046	35	1	0
Overvotes	0		0	0	0	0	0
Undervotes	47		21	26	0	0	0
Contest Totals	1,556		448	1,072	35	1	0

### Railroad Commissioner

Vote For 1

	TOTAL	VOTE %	Election Day	Early Voting	Ballot By Mail	Provisional Ballots	Limited Ballots
REP Wayne Christian	1,121	73.94%	326	775	19	1	0
DEM Luke Warford	345	22.76%	79	251	15	0	0
LIB Jaime Andres Diez	38	2.51%	18	19	1	0	0
GRN Hunter Wayne Crow	12	0.79%	7	5	0	0	0
Total Votes Cast	1,516	100.00%	430	1,050	35	1	0
Overvotes	0		0	0	0	0	0
Undervotes	40		18	22	0	0	0
Contest Totals	1,556		448	1,072	35	1	0

## PCT 178

### Justice, Supreme Court, Place 3

Vote For 1

	TOTAL	VOTE %	Election Day	Early Voting	Ballot By Mail	Provisional Ballots	Limited Ballots
REP Debra Lehrmann	1,125	73.96%	329	776	19	1	0
DEM Erin A. Nowell	367	24.13%	93	258	16	0	0
LIB Thomas Edward Oxford	29	1.91%	14	15	0	0	0
Total Votes Cast	1,521	100.00%	436	1,049	35	1	0
Overvotes	0		0	0	0	0	0
Undervotes	35		12	23	0	0	0
Contest Totals	1,556		448	1,072	35	1	0

### Justice, Supreme Court, Place 5

Vote For 1

	TOTAL	VOTE %	Election Day	Early Voting	Ballot By Mail	Provisional Ballots	Limited Ballots
REP Rebeca Huddle	1,148	75.83%	337	790	20	1	0
DEM Amanda Reichel	366	24.17%	95	257	14	0	0
Total Votes Cast	1,514	100.00%	432	1,047	34	1	0
Overvotes	0		0	0	0	0	0
Undervotes	42		16	25	1	0	0
Contest Totals	1,556		448	1,072	35	1	0

### Justice, Supreme Court, Place 9

Vote For 1

	TOTAL	VOTE %	Election Day	Early Voting	Ballot By Mail	Provisional Ballots	Limited Ballots
REP Evan Young	1,142	75.48%	335	786	20	1	0
DEM Julia Maldonado	371	24.52%	96	260	15	0	0
Total Votes Cast	1,513	100.00%	431	1,046	35	1	0
Overvotes	0		0	0	0	0	0
Undervotes	43		17	26	0	0	0
Contest Totals	1,556		448	1,072	35	1	0

### Judge, Court of Criminal Appeals, Place 5

Vote For 1

	TOTAL	VOTE %	Election Day	Early Voting	Ballot By Mail	Provisional Ballots	Limited Ballots
REP Scott Walker	1,141	75.36%	333	788	19	1	0
DEM Dana Huffman	373	24.64%	99	258	16	0	0
Total Votes Cast	1,514	100.00%	432	1,046	35	1	0
Overvotes	0		0	0	0	0	0
Undervotes	42		16	26	0	0	0
Contest Totals	1,556		448	1,072	35	1	0

## PCT 178

### Judge, Court of Criminal Appeals, Place 6

Vote For 1

	TOTAL	VOTE %		Election Day	Early Voting	Ballot By Mail	Provisional Ballots	Limited Ballots
REP Jesse F. McClure, III	1,143	75.60%	<div style="width: 75.60%;"><div style="width: 75.60%;"></div></div>	333	790	19	1	0
DEM Robert Johnson	369	24.40%	<div style="width: 24.40%;"><div style="width: 24.40%;"></div></div>	97	256	16	0	0
Total Votes Cast	1,512	100.00%	<div style="width: 100.00%;"><div style="width: 100.00%;"></div></div>	430	1,046	35	1	0
Overvotes	0			0	0	0	0	0
Undervotes	44			18	26	0	0	0
Contest Totals	1,556			448	1,072	35	1	0

### Member, State Board of Education, District 12 CCD

Vote For 1

	TOTAL	VOTE %		Election Day	Early Voting	Ballot By Mail	Provisional Ballots	Limited Ballots
REP Pam Little	1,111	73.38%	<div style="width: 73.38%;"><div style="width: 73.38%;"></div></div>	328	763	19	1	0
DEM Alex Cornwallis	349	23.05%	<div style="width: 23.05%;"><div style="width: 23.05%;"></div></div>	82	251	16	0	0
LIB Christy Mowrey	54	3.57%	<div style="width: 3.57%;"><div style="width: 3.57%;"></div></div>	22	32	0	0	0
Write-In Totals	0	0.00%	<div style="width: 0.00%;"><div style="width: 0.00%;"></div></div>	0	0	0	0	0
Total Votes Cast	1,514	100.00%	<div style="width: 100.00%;"><div style="width: 100.00%;"></div></div>	432	1,046	35	1	0
Overvotes	0			0	0	0	0	0
Undervotes	42			16	26	0	0	0
Contest Totals	1,556			448	1,072	35	1	0

### State Senator, District 8

Vote For 1

	TOTAL	VOTE %		Election Day	Early Voting	Ballot By Mail	Provisional Ballots	Limited Ballots
REP Angela Paxton	1,100	72.75%	<div style="width: 72.75%;"><div style="width: 72.75%;"></div></div>	330	750	19	1	0
DEM Jonathan Cocks	372	24.60%	<div style="width: 24.60%;"><div style="width: 24.60%;"></div></div>	89	267	16	0	0
LIB Edward Kless	40	2.65%	<div style="width: 2.65%;"><div style="width: 2.65%;"></div></div>	14	26	0	0	0
Total Votes Cast	1,512	100.00%	<div style="width: 100.00%;"><div style="width: 100.00%;"></div></div>	433	1,043	35	1	0
Overvotes	0			0	0	0	0	0
Undervotes	44			15	29	0	0	0
Contest Totals	1,556			448	1,072	35	1	0

### State Representative, District 66

Vote For 1

	TOTAL	VOTE %		Election Day	Early Voting	Ballot By Mail	Provisional Ballots	Limited Ballots
REP Matt Shaheen	1,144	75.66%	<div style="width: 75.66%;"><div style="width: 75.66%;"></div></div>	336	788	19	1	0
DEM Jesse Ringness	368	24.34%	<div style="width: 24.34%;"><div style="width: 24.34%;"></div></div>	92	260	16	0	0
Total Votes Cast	1,512	100.00%	<div style="width: 100.00%;"><div style="width: 100.00%;"></div></div>	428	1,048	35	1	0
Overvotes	0			0	0	0	0	0
Undervotes	44			20	24	0	0	0
Contest Totals	1,556			448	1,072	35	1	0

**PCT 178**

**Justice, 5th Court of Appeals District, Place 4**

Vote For 1

	TOTAL	VOTE %	Election Day	Early Voting	Ballot By Mail	Provisional Ballots	Limited Ballots
REP Emily A. Miskel	1,145	76.23%	336	789	19	1	0
DEM Maricela Moore	357	23.77%	91	250	16	0	0
Total Votes Cast	1,502	100.00%	427	1,039	35	1	0
Overvotes	0		0	0	0	0	0
Undervotes	54		21	33	0	0	0
Contest Totals	1,556		448	1,072	35	1	0

**Justice, 5th Court of Appeals District, Place 7**

Vote For 1

	TOTAL	VOTE %	Election Day	Early Voting	Ballot By Mail	Provisional Ballots	Limited Ballots
REP Kristina Williams	1,134	75.40%	335	779	19	1	0
DEM Nancy Kennedy	370	24.60%	96	258	16	0	0
Total Votes Cast	1,504	100.00%	431	1,037	35	1	0
Overvotes	0		0	0	0	0	0
Undervotes	52		17	35	0	0	0
Contest Totals	1,556		448	1,072	35	1	0

**County Judge CCD**

Vote For 1

	TOTAL	VOTE %	Election Day	Early Voting	Ballot By Mail	Provisional Ballots	Limited Ballots
REP Chris Hill	1,146	75.44%	339	787	19	1	0
DEM Joshua Murray	373	24.56%	96	261	16	0	0
Total Votes Cast	1,519	100.00%	435	1,048	35	1	0
Overvotes	0		0	0	0	0	0
Undervotes	37		13	24	0	0	0
Contest Totals	1,556		448	1,072	35	1	0

**District Clerk CCD**




Vote For 1

	TOTAL	VOTE %	Election Day	Early Voting	Ballot By Mail	Provisional Ballots	Limited Ballots
REP Mike Gould	1,147	76.31%	338	787	21	1	0
DEM David Brignac	356	23.69%	89	253	14	0	0
Total Votes Cast	1,503	100.00%	427	1,040	35	1	0
Overvotes	0		0	0	0	0	0
Undervotes	53		21	32	0	0	0
Contest Totals	1,556		448	1,072	35	1	0

## PCT 178

### Justice of the Peace, Precinct 4

Vote For 1

	TOTAL	VOTE %		Election Day	Early Voting	Ballot By Mail	Provisional Ballots	Limited Ballots
REP Vincent Venegoni	1,132	74.97%		331	781	19	1	0
DEM Adam Kern	378	25.03%		101	261	16	0	0
Total Votes Cast	1,510	100.00%		432	1,042	35	1	0
Overvotes	0			0	0	0	0	0
Undervotes	46			16	30	0	0	0
Contest Totals	1,556			448	1,072	35	1	0



## PCT 179

### U. S. Representative District 3

Vote For 1

	TOTAL	VOTE %	Election Day	Early Voting	Ballot By Mail	Provisional Ballots	Limited Ballots
REP Keith Self	2,344	73.83%	408	1,789	142	5	0
DEM Sandeep Srivastava	780	24.57%	120	569	91	0	0
LIB Christopher Claytor	51	1.61%	20	27	4	0	0
Total Votes Cast	3,175	100.00%	548	2,385	237	5	0
Overvotes	0		0	0	0	0	0
Undervotes	62		15	43	4	0	0
Contest Totals	3,237		563	2,428	241	5	0

### Governor

Vote For 1

	TOTAL	VOTE %	Election Day	Early Voting	Ballot By Mail	Provisional Ballots	Limited Ballots
REP Greg Abbott	2,324	72.17%	405	1,773	141	5	0
DEM Beto O'Rourke	854	26.52%	136	623	95	0	0
LIB Mark Tippetts	33	1.02%	15	14	4	0	0
GRN Delilah Barrios	7	0.22%	2	5	0	0	0
Write-In Totals	2	0.06%	1	1	0	0	0
Total Votes Cast	3,220	100.00%	559	2,416	240	5	0
Overvotes	0		0	0	0	0	0
Undervotes	17		4	12	1	0	0
Contest Totals	3,237		563	2,428	241	5	0

### Lieutenant Governor

Vote For 1

	TOTAL	VOTE %	Election Day	Early Voting	Ballot By Mail	Provisional Ballots	Limited Ballots
REP Dan Patrick	2,175	68.05%	373	1,664	133	5	0
DEM Mike Collier	960	30.04%	153	703	104	0	0
LIB Shanna Steele	61	1.91%	27	32	2	0	0
Total Votes Cast	3,196	100.00%	553	2,399	239	5	0
Overvotes	0		0	0	0	0	0
Undervotes	41		10	29	2	0	0
Contest Totals	3,237		563	2,428	241	5	0

### Attorney General

Vote For 1

	TOTAL	VOTE %	Election Day	Early Voting	Ballot By Mail	Provisional Ballots	Limited Ballots
REP Ken Paxton	2,143	67.60%	378	1,631	129	5	0
DEM Rochelle Mercedes Garza	909	28.68%	140	666	103	0	0
LIB Mark Ash	118	3.72%	32	81	5	0	0
Total Votes Cast	3,170	100.00%	550	2,378	237	5	0
Overvotes	0		0	0	0	0	0
Undervotes	67		13	50	4	0	0
Contest Totals	3,237		563	2,428	241	5	0

## PCT 179

### Comptroller of Public Accounts

Vote For 1

	TOTAL	VOTE %	Election Day	Early Voting	Ballot By Mail	Provisional Ballots	Limited Ballots
REP Glenn Hegar	2,380	75.39%	418	1,808	149	5	0
DEM Janet T. Dudding	743	23.54%	111	547	85	0	0
LIB V. Alonzo Echevarria-Garza	34	1.08%	14	18	2	0	0
Total Votes Cast	3,157	100.00%	543	2,373	236	5	0
Overvotes	0		0	0	0	0	0
Undervotes	80		20	55	5	0	0
Contest Totals	3,237		563	2,428	241	5	0

### Commissioner of the General Land Office

Vote For 1

	TOTAL	VOTE %	Election Day	Early Voting	Ballot By Mail	Provisional Ballots	Limited Ballots
REP Dawn Buckingham	2,324	73.92%	419	1,759	141	5	0
DEM Jay Kleberg	802	25.51%	117	593	92	0	0
GRN Alfred Molison, Jr	16	0.51%	3	13	0	0	0
Write-In Totals	2	0.06%	1	1	0	0	0
Total Votes Cast	3,144	100.00%	540	2,366	233	5	0
Overvotes	0		0	0	0	0	0
Undervotes	93		23	62	8	0	0
Contest Totals	3,237		563	2,428	241	5	0

### Commissioner of Agriculture

Vote For 1

	TOTAL	VOTE %	Election Day	Early Voting	Ballot By Mail	Provisional Ballots	Limited Ballots
REP Sid Miller	2,298	73.25%	413	1,744	136	5	0
DEM Susan Hays	839	26.75%	125	615	99	0	0
Total Votes Cast	3,137	100.00%	538	2,359	235	5	0
Overvotes	0		0	0	0	0	0
Undervotes	100		25	69	6	0	0
Contest Totals	3,237		563	2,428	241	5	0

### Railroad Commissioner

Vote For 1

	TOTAL	VOTE %	Election Day	Early Voting	Ballot By Mail	Provisional Ballots	Limited Ballots
REP Wayne Christian	2,290	73.00%	402	1,743	140	5	0
DEM Luke Warford	784	24.99%	103	588	93	0	0
LIB Jaime Andres Diez	51	1.63%	24	26	1	0	0
GRN Hunter Wayne Crow	12	0.38%	6	6	0	0	0
Total Votes Cast	3,137	100.00%	535	2,363	234	5	0
Overvotes	0		0	0	0	0	0
Undervotes	100		28	65	7	0	0
Contest Totals	3,237		563	2,428	241	5	0

## PCT 179

### Justice, Supreme Court, Place 3

Vote For 1

	TOTAL	VOTE %		Election Day	Early Voting	Ballot By Mail	Provisional Ballots	Limited Ballots
REP Debra Lehrmann	2,313	74.06%		404	1,757	147	5	0
DEM Erin A. Nowell	764	24.46%		119	558	87	0	0
LIB Thomas Edward Oxford	46	1.47%		17	28	1	0	0
Total Votes Cast	3,123	100.00%		540	2,343	235	5	0
Overvotes	0			0	0	0	0	0
Undervotes	114			23	85	6	0	0
Contest Totals	3,237			563	2,428	241	5	0

### Justice, Supreme Court, Place 5

Vote For 1

	TOTAL	VOTE %		Election Day	Early Voting	Ballot By Mail	Provisional Ballots	Limited Ballots
REP Rebeca Huddle	2,336	75.09%		414	1,766	151	5	0
DEM Amanda Reichel	775	24.91%		124	570	81	0	0
Total Votes Cast	3,111	100.00%		538	2,336	232	5	0
Overvotes	0			0	0	0	0	0
Undervotes	126			25	92	9	0	0
Contest Totals	3,237			563	2,428	241	5	0

### Justice, Supreme Court, Place 9

Vote For 1

	TOTAL	VOTE %		Election Day	Early Voting	Ballot By Mail	Provisional Ballots	Limited Ballots
REP Evan Young	2,321	74.49%		409	1,757	150	5	0
DEM Julia Maldonado	795	25.51%		129	580	86	0	0
Total Votes Cast	3,116	100.00%		538	2,337	236	5	0
Overvotes	0			0	0	0	0	0
Undervotes	121			25	91	5	0	0
Contest Totals	3,237			563	2,428	241	5	0

### Judge, Court of Criminal Appeals, Place 5

Vote For 1

	TOTAL	VOTE %		Election Day	Early Voting	Ballot By Mail	Provisional Ballots	Limited Ballots
REP Scott Walker	2,286	73.86%		404	1,735	142	5	0
DEM Dana Huffman	809	26.14%		129	593	87	0	0
Total Votes Cast	3,095	100.00%		533	2,328	229	5	0
Overvotes	0			0	0	0	0	0
Undervotes	142			30	100	12	0	0
Contest Totals	3,237			563	2,428	241	5	0

**PCT 179**

**Judge, Court of Criminal Appeals, Place 6**

Vote For 1

	TOTAL	VOTE %		Election Day	Early Voting	Ballot By Mail	Provisional Ballots	Limited Ballots
REP Jesse F. McClure, III	2,313	74.88%		414	1,754	140	5	0
DEM Robert Johnson	776	25.12%		116	574	86	0	0
Total Votes Cast	3,089	100.00%		530	2,328	226	5	0
Overvotes	0			0	0	0	0	0
Undervotes	148			33	100	15	0	0
Contest Totals	3,237			563	2,428	241	5	0

**Member, State Board of Education, District 12 CCD**

Vote For 1

	TOTAL	VOTE %		Election Day	Early Voting	Ballot By Mail	Provisional Ballots	Limited Ballots
REP Pam Little	2,310	74.11%		404	1,749	152	5	0
DEM Alex Cornwallis	745	23.90%		109	554	82	0	0
LIB Christy Mowrey	59	1.89%		26	33	0	0	0
Write-In Totals	3	0.10%		2	0	1	0	0
Total Votes Cast	3,117	100.00%		541	2,336	235	5	0
Overvotes	0			0	0	0	0	0
Undervotes	120			22	92	6	0	0
Contest Totals	3,237			563	2,428	241	5	0

**State Senator, District 8**

Vote For 1

	TOTAL	VOTE %		Election Day	Early Voting	Ballot By Mail	Provisional Ballots	Limited Ballots
REP Angela Paxton	2,169	69.34%		383	1,647	134	5	0
DEM Jonathan Cocks	872	27.88%		130	643	99	0	0
LIB Edward Kless	87	2.78%		29	53	5	0	0
Total Votes Cast	3,128	100.00%		542	2,343	238	5	0
Overvotes	0			0	0	0	0	0
Undervotes	109			21	85	3	0	0
Contest Totals	3,237			563	2,428	241	5	0

**Justice, 5th Court of Appeals District, Place 4**

Vote For 1

	TOTAL	VOTE %		Election Day	Early Voting	Ballot By Mail	Provisional Ballots	Limited Ballots
REP Emily A. Miskel	2,322	75.64%		414	1,759	144	5	0
DEM Maricela Moore	748	24.36%		113	546	89	0	0
Total Votes Cast	3,070	100.00%		527	2,305	233	5	0
Overvotes	0			0	0	0	0	0
Undervotes	167			36	123	8	0	0
Contest Totals	3,237			563	2,428	241	5	0

## PCT 179

### Justice, 5th Court of Appeals District, Place 7

Vote For 1

	TOTAL	VOTE %	Election Day	Early Voting	Ballot By Mail	Provisional Ballots	Limited Ballots
REP Kristina Williams	2,296	74.76%	409	1,743	139	5	0
DEM Nancy Kennedy	775	25.24%	118	567	90	0	0
Total Votes Cast	3,071	100.00%	527	2,310	229	5	0
Overvotes	0		0	0	0	0	0
Undervotes	166		36	118	12	0	0
Contest Totals	3,237		563	2,428	241	5	0

### County Judge CCD

Vote For 1

	TOTAL	VOTE %	Election Day	Early Voting	Ballot By Mail	Provisional Ballots	Limited Ballots
REP Chris Hill	2,323	74.79%	419	1,755	144	5	0
DEM Joshua Murray	783	25.21%	117	577	89	0	0
Total Votes Cast	3,106	100.00%	536	2,332	233	5	0
Overvotes	0		0	0	0	0	0
Undervotes	131		27	96	8	0	0
Contest Totals	3,237		563	2,428	241	5	0

### District Clerk CCD

Vote For 1

	TOTAL	VOTE %	Election Day	Early Voting	Ballot By Mail	Provisional Ballots	Limited Ballots
REP Mike Gould	2,325	75.59%	411	1,768	141	5	0
DEM David Brignac	751	24.41%	110	556	85	0	0
Total Votes Cast	3,076	100.00%	521	2,324	226	5	0
Overvotes	0		0	0	0	0	0
Undervotes	161		42	104	15	0	0
Contest Totals	3,237		563	2,428	241	5	0

### McKinney, City of - Local Option Election




Vote For 1

	TOTAL	VOTE %	Election Day	Early Voting	Ballot By Mail	Provisional Ballots	Limited Ballots
For	15	78.95%	6	9	0	0	0
Against	4	21.05%	2	2	0	0	0
Total Votes Cast	19	100.00%	8	11	0	0	0
Overvotes	0		0	0	0	0	0
Undervotes	0		0	0	0	0	0
Contest Totals	19		8	11	0	0	0

## PCT 179

### Lovejoy ISD - Proposition A

Vote For 1

	TOTAL	VOTE %		Election Day	Early Voting	Ballot By Mail	Provisional Ballots	Limited Ballots
For	1,245	42.70%		202	940	101	2	0
Against	1,671	57.30%		285	1,270	113	3	0
Total Votes Cast	2,916	100.00%		487	2,210	214	5	0
Overvotes	0			0	0	0	0	0
Undervotes	130			24	89	17	0	0
Contest Totals	3,046			511	2,299	231	5	0

## PCT 180

### U. S. Representative, District 4

Vote For 1

	TOTAL	VOTE %		Election Day	Early Voting	Ballot By Mail	Provisional Ballots	Limited Ballots
REP Pat Fallon	787	51.00%	<div style="width: 51.00%;"><div style="width: 51.00%;"></div></div>	255	523	9	0	0
DEM Iro Omere	715	46.34%	<div style="width: 46.34%;"><div style="width: 46.34%;"></div></div>	215	474	26	0	0
LIB John Simmons	41	2.66%	<div style="width: 2.66%;"><div style="width: 2.66%;"></div></div>	14	27	0	0	0
Total Votes Cast	1,543	100.00%	<div style="width: 100.00%;"><div style="width: 100.00%;"></div></div>	484	1,024	35	0	0
Overvotes	0			0	0	0	0	0
Undervotes	37			17	20	0	0	0
Contest Totals	1,580			501	1,044	35	0	0

### Governor

Vote For 1

	TOTAL	VOTE %		Election Day	Early Voting	Ballot By Mail	Provisional Ballots	Limited Ballots
REP Greg Abbott	785	49.84%	<div style="width: 49.84%;"><div style="width: 49.84%;"></div></div>	256	521	8	0	0
DEM Beto O'Rourke	767	48.70%	<div style="width: 48.70%;"><div style="width: 48.70%;"></div></div>	236	504	27	0	0
LIB Mark Tippetts	19	1.21%	<div style="width: 1.21%;"><div style="width: 1.21%;"></div></div>	5	14	0	0	0
GRN Delilah Barrios	3	0.19%	<div style="width: 0.19%;"><div style="width: 0.19%;"></div></div>	1	2	0	0	0
Write-In Totals	1	0.06%	<div style="width: 0.06%;"><div style="width: 0.06%;"></div></div>	0	1	0	0	0
Total Votes Cast	1,575	100.00%	<div style="width: 100.00%;"><div style="width: 100.00%;"></div></div>	498	1,042	35	0	0
Overvotes	0			0	0	0	0	0
Undervotes	5			3	2	0	0	0
Contest Totals	1,580			501	1,044	35	0	0

### Lieutenant Governor

Vote For 1

	TOTAL	VOTE %		Election Day	Early Voting	Ballot By Mail	Provisional Ballots	Limited Ballots
REP Dan Patrick	749	48.29%	<div style="width: 48.29%;"><div style="width: 48.29%;"></div></div>	242	499	8	0	0
DEM Mike Collier	747	48.16%	<div style="width: 48.16%;"><div style="width: 48.16%;"></div></div>	226	494	27	0	0
LIB Shanna Steele	55	3.55%	<div style="width: 3.55%;"><div style="width: 3.55%;"></div></div>	17	38	0	0	0
Total Votes Cast	1,551	100.00%	<div style="width: 100.00%;"><div style="width: 100.00%;"></div></div>	485	1,031	35	0	0
Overvotes	0			0	0	0	0	0
Undervotes	29			16	13	0	0	0
Contest Totals	1,580			501	1,044	35	0	0

### Attorney General

Vote For 1

	TOTAL	VOTE %		Election Day	Early Voting	Ballot By Mail	Provisional Ballots	Limited Ballots
REP Ken Paxton	744	48.00%	<div style="width: 48.00%;"><div style="width: 48.00%;"></div></div>	241	494	9	0	0
DEM Rochelle Mercedes Garza	752	48.52%	<div style="width: 48.52%;"><div style="width: 48.52%;"></div></div>	227	500	25	0	0
LIB Mark Ash	54	3.48%	<div style="width: 3.48%;"><div style="width: 3.48%;"></div></div>	14	39	1	0	0
Total Votes Cast	1,550	100.00%	<div style="width: 100.00%;"><div style="width: 100.00%;"></div></div>	482	1,033	35	0	0
Overvotes	0			0	0	0	0	0
Undervotes	30			19	11	0	0	0
Contest Totals	1,580			501	1,044	35	0	0

## PCT 180

### Comptroller of Public Accounts

Vote For 1

	TOTAL	VOTE %	Election Day	Early Voting	Ballot By Mail	Provisional Ballots	Limited Ballots
REP Glenn Hegar	795	51.76%	254	532	9	0	0
DEM Janet T. Dudding	691	44.99%	204	461	26	0	0
LIB V. Alonzo Echevarria-Garza	50	3.26%	19	31	0	0	0
Total Votes Cast	1,536	100.00%	477	1,024	35	0	0
Overvotes	0		0	0	0	0	0
Undervotes	44		24	20	0	0	0
Contest Totals	1,580		501	1,044	35	0	0

### Commissioner of the General Land Office

Vote For 1

	TOTAL	VOTE %	Election Day	Early Voting	Ballot By Mail	Provisional Ballots	Limited Ballots
REP Dawn Buckingham	806	52.68%	253	545	8	0	0
DEM Jay Kleberg	702	45.88%	212	463	27	0	0
GRN Alfred Molison, Jr	22	1.44%	10	12	0	0	0
Write-In Totals	0	0.00%	0	0	0	0	0
Total Votes Cast	1,530	100.00%	475	1,020	35	0	0
Overvotes	0		0	0	0	0	0
Undervotes	50		26	24	0	0	0
Contest Totals	1,580		501	1,044	35	0	0

### Commissioner of Agriculture

Vote For 1

	TOTAL	VOTE %	Election Day	Early Voting	Ballot By Mail	Provisional Ballots	Limited Ballots
REP Sid Miller	789	51.74%	255	526	8	0	0
DEM Susan Hays	736	48.26%	220	489	27	0	0
Total Votes Cast	1,525	100.00%	475	1,015	35	0	0
Overvotes	0		0	0	0	0	0
Undervotes	55		26	29	0	0	0
Contest Totals	1,580		501	1,044	35	0	0

### Railroad Commissioner

Vote For 1

	TOTAL	VOTE %	Election Day	Early Voting	Ballot By Mail	Provisional Ballots	Limited Ballots
REP Wayne Christian	786	51.21%	251	527	8	0	0
DEM Luke Warford	681	44.36%	199	456	26	0	0
LIB Jaime Andres Diez	50	3.26%	19	30	1	0	0
GRN Hunter Wayne Crow	18	1.17%	9	9	0	0	0
Total Votes Cast	1,535	100.00%	478	1,022	35	0	0
Overvotes	0		0	0	0	0	0
Undervotes	45		23	22	0	0	0
Contest Totals	1,580		501	1,044	35	0	0



## PCT 180

### Justice, Supreme Court, Place 3

Vote For 1

	TOTAL	VOTE %	Election Day	Early Voting	Ballot By Mail	Provisional Ballots	Limited Ballots
REP Debra Lehrmann	779	50.95%	248	523	8	0	0
DEM Erin A. Nowell	715	46.76%	218	470	27	0	0
LIB Thomas Edward Oxford	35	2.29%	12	23	0	0	0
Total Votes Cast	1,529	100.00%	478	1,016	35	0	0
Overvotes	0		0	0	0	0	0
Undervotes	51		23	28	0	0	0
Contest Totals	1,580		501	1,044	35	0	0

### Justice, Supreme Court, Place 5

Vote For 1

	TOTAL	VOTE %	Election Day	Early Voting	Ballot By Mail	Provisional Ballots	Limited Ballots
REP Rebeca Huddle	789	51.87%	251	531	7	0	0
DEM Amanda Reichel	732	48.13%	227	478	27	0	0
Total Votes Cast	1,521	100.00%	478	1,009	34	0	0
Overvotes	0		0	0	0	0	0
Undervotes	59		23	35	1	0	0
Contest Totals	1,580		501	1,044	35	0	0

### Justice, Supreme Court, Place 9

Vote For 1

	TOTAL	VOTE %	Election Day	Early Voting	Ballot By Mail	Provisional Ballots	Limited Ballots
REP Evan Young	781	51.38%	245	527	9	0	0
DEM Julia Maldonado	739	48.62%	228	485	26	0	0
Total Votes Cast	1,520	100.00%	473	1,012	35	0	0
Overvotes	0		0	0	0	0	0
Undervotes	60		28	32	0	0	0
Contest Totals	1,580		501	1,044	35	0	0

### Judge, Court of Criminal Appeals, Place 5

Vote For 1

	TOTAL	VOTE %	Election Day	Early Voting	Ballot By Mail	Provisional Ballots	Limited Ballots
REP Scott Walker	789	52.08%	256	525	8	0	0
DEM Dana Huffman	726	47.92%	217	482	27	0	0
Total Votes Cast	1,515	100.00%	473	1,007	35	0	0
Overvotes	0		0	0	0	0	0
Undervotes	65		28	37	0	0	0
Contest Totals	1,580		501	1,044	35	0	0

## PCT 180

### Judge, Court of Criminal Appeals, Place 6

Vote For 1

	TOTAL	VOTE %		Election Day	Early Voting	Ballot By Mail	Provisional Ballots	Limited Ballots
REP Jesse F. McClure, III	792	52.11%	<div style="width: 52.11%;"><div style="width: 52.11%;"></div></div>	256	528	8	0	0
DEM Robert Johnson	728	47.89%	<div style="width: 47.89%;"><div style="width: 47.89%;"></div></div>	219	482	27	0	0
Total Votes Cast	1,520	100.00%	<div style="width: 100.00%;"><div style="width: 100.00%;"></div></div>	475	1,010	35	0	0
Overvotes	0			0	0	0	0	0
Undervotes	60			26	34	0	0	0
Contest Totals	1,580			501	1,044	35	0	0

### Member, State Board of Education, District 12 CCD

Vote For 1

	TOTAL	VOTE %		Election Day	Early Voting	Ballot By Mail	Provisional Ballots	Limited Ballots
REP Pam Little	770	50.26%	<div style="width: 50.26%;"><div style="width: 50.26%;"></div></div>	248	513	9	0	0
DEM Alex Cornwallis	706	46.08%	<div style="width: 46.08%;"><div style="width: 46.08%;"></div></div>	211	469	26	0	0
LIB Christy Mowrey	56	3.66%	<div style="width: 3.66%;"><div style="width: 3.66%;"></div></div>	20	36	0	0	0
Write-In Totals	0	0.00%	<div style="width: 0.00%;"><div style="width: 0.00%;"></div></div>	0	0	0	0	0
Total Votes Cast	1,532	100.00%	<div style="width: 100.00%;"><div style="width: 100.00%;"></div></div>	479	1,018	35	0	0
Overvotes	0			0	0	0	0	0
Undervotes	48			22	26	0	0	0
Contest Totals	1,580			501	1,044	35	0	0

### State Senator, District 8

Vote For 1

	TOTAL	VOTE %		Election Day	Early Voting	Ballot By Mail	Provisional Ballots	Limited Ballots
REP Angela Paxton	769	49.94%	<div style="width: 49.94%;"><div style="width: 49.94%;"></div></div>	249	512	8	0	0
DEM Jonathan Cocks	736	47.79%	<div style="width: 47.79%;"><div style="width: 47.79%;"></div></div>	220	489	27	0	0
LIB Edward Kless	35	2.27%	<div style="width: 2.27%;"><div style="width: 2.27%;"></div></div>	10	25	0	0	0
Total Votes Cast	1,540	100.00%	<div style="width: 100.00%;"><div style="width: 100.00%;"></div></div>	479	1,026	35	0	0
Overvotes	0			0	0	0	0	0
Undervotes	40			22	18	0	0	0
Contest Totals	1,580			501	1,044	35	0	0

### State Representative, District 61

Vote For 1

	TOTAL	VOTE %		Election Day	Early Voting	Ballot By Mail	Provisional Ballots	Limited Ballots
REP Frederick Frazier	793	52.10%	<div style="width: 52.10%;"><div style="width: 52.10%;"></div></div>	251	534	8	0	0
DEM Sheena King	729	47.90%	<div style="width: 47.90%;"><div style="width: 47.90%;"></div></div>	224	478	27	0	0
Total Votes Cast	1,522	100.00%	<div style="width: 100.00%;"><div style="width: 100.00%;"></div></div>	475	1,012	35	0	0
Overvotes	0			0	0	0	0	0
Undervotes	58			26	32	0	0	0
Contest Totals	1,580			501	1,044	35	0	0

## PCT 180

### Justice, 5th Court of Appeals District, Place 4

Vote For 1

	TOTAL	VOTE %		Election Day	Early Voting	Ballot By Mail	Provisional Ballots	Limited Ballots
REP Emily A. Miskel	786	51.95%	<div style="width: 51.95%;"><div style="width: 51.95%;"></div></div>	253	524	9	0	0
DEM Maricela Moore	727	48.05%	<div style="width: 48.05%;"><div style="width: 48.05%;"></div></div>	219	482	26	0	0
Total Votes Cast	1,513	100.00%	<div style="width: 100.00%;"><div style="width: 100.00%;"></div></div>	472	1,006	35	0	0
Overvotes	0			0	0	0	0	0
Undervotes	67			29	38	0	0	0
Contest Totals	1,580			501	1,044	35	0	0

### Justice, 5th Court of Appeals District, Place 7

Vote For 1

	TOTAL	VOTE %		Election Day	Early Voting	Ballot By Mail	Provisional Ballots	Limited Ballots
REP Kristina Williams	781	51.59%	<div style="width: 51.59%;"><div style="width: 51.59%;"></div></div>	250	522	9	0	0
DEM Nancy Kennedy	733	48.41%	<div style="width: 48.41%;"><div style="width: 48.41%;"></div></div>	221	486	26	0	0
Total Votes Cast	1,514	100.00%	<div style="width: 100.00%;"><div style="width: 100.00%;"></div></div>	471	1,008	35	0	0
Overvotes	0			0	0	0	0	0
Undervotes	66			30	36	0	0	0
Contest Totals	1,580			501	1,044	35	0	0

### County Judge CCD

Vote For 1

	TOTAL	VOTE %		Election Day	Early Voting	Ballot By Mail	Provisional Ballots	Limited Ballots
REP Chris Hill	803	52.21%	<div style="width: 52.21%;"><div style="width: 52.21%;"></div></div>	259	535	9	0	0
DEM Joshua Murray	735	47.79%	<div style="width: 47.79%;"><div style="width: 47.79%;"></div></div>	223	486	26	0	0
Total Votes Cast	1,538	100.00%	<div style="width: 100.00%;"><div style="width: 100.00%;"></div></div>	482	1,021	35	0	0
Overvotes	0			0	0	0	0	0
Undervotes	42			19	23	0	0	0
Contest Totals	1,580			501	1,044	35	0	0

### District Clerk CCD




Vote For 1

	TOTAL	VOTE %		Election Day	Early Voting	Ballot By Mail	Provisional Ballots	Limited Ballots
REP Mike Gould	798	52.43%	<div style="width: 52.43%;"><div style="width: 52.43%;"></div></div>	262	527	9	0	0
DEM David Brignac	724	47.57%	<div style="width: 47.57%;"><div style="width: 47.57%;"></div></div>	212	486	26	0	0
Total Votes Cast	1,522	100.00%	<div style="width: 100.00%;"><div style="width: 100.00%;"></div></div>	474	1,013	35	0	0
Overvotes	0			0	0	0	0	0
Undervotes	58			27	31	0	0	0
Contest Totals	1,580			501	1,044	35	0	0

## PCT 180




### Justice of the Peace, Precinct 4

Vote For 1

	TOTAL	VOTE %		Election Day	Early Voting	Ballot By Mail	Provisional Ballots	Limited Ballots
REP Vincent Venegoni	786	51.68%		254	524	8	0	0
DEM Adam Kern	735	48.32%		222	486	27	0	0
Total Votes Cast	1,521	100.00%		476	1,010	35	0	0
Overvotes	0			0	0	0	0	0
Undervotes	59			25	34	0	0	0
Contest Totals	1,580			501	1,044	35	0	0

### McKinney, City of - Local Option Election

Vote For 1

	TOTAL	VOTE %		Election Day	Early Voting	Ballot By Mail	Provisional Ballots	Limited Ballots
For	1,027	71.57%		305	695	27	0	0
Against	408	28.43%		156	247	5	0	0
Total Votes Cast	1,435	100.00%		461	942	32	0	0
Overvotes	0			0	0	0	0	0
Undervotes	95			32	61	2	0	0
Contest Totals	1,530			493	1,003	34	0	0

## PCT 181

### U. S. Representative District 3

Vote For 1

	TOTAL	VOTE %	Election Day	Early Voting	Ballot By Mail	Provisional Ballots	Limited Ballots
REP Keith Self	719	64.02%	234	473	12	0	0
DEM Sandeep Srivastava	365	32.50%	131	229	4	1	0
LIB Christopher Claytor	39	3.47%	14	23	2	0	0
Total Votes Cast	1,123	100.00%	379	725	18	1	0
Overvotes	0		0	0	0	0	0
Undervotes	24		8	14	2	0	0
Contest Totals	1,147		387	739	20	1	0

### Governor

Vote For 1

	TOTAL	VOTE %	Election Day	Early Voting	Ballot By Mail	Provisional Ballots	Limited Ballots
REP Greg Abbott	718	62.93%	227	478	13	0	0
DEM Beto O'Rourke	410	35.93%	152	252	5	1	0
LIB Mark Tippetts	13	1.14%	7	5	1	0	0
GRN Delilah Barrios	0	0.00%	0	0	0	0	0
Write-In Totals	0	0.00%	0	0	0	0	0
Total Votes Cast	1,141	100.00%	386	735	19	1	0
Overvotes	0		0	0	0	0	0
Undervotes	6		1	4	1	0	0
Contest Totals	1,147		387	739	20	1	0

### Lieutenant Governor

Vote For 1

	TOTAL	VOTE %	Election Day	Early Voting	Ballot By Mail	Provisional Ballots	Limited Ballots
REP Dan Patrick	706	62.42%	224	469	13	0	0
DEM Mike Collier	389	34.39%	137	246	5	1	0
LIB Shanna Steele	36	3.18%	18	17	1	0	0
Total Votes Cast	1,131	100.00%	379	732	19	1	0
Overvotes	0		0	0	0	0	0
Undervotes	16		8	7	1	0	0
Contest Totals	1,147		387	739	20	1	0

### Attorney General

Vote For 1

	TOTAL	VOTE %	Election Day	Early Voting	Ballot By Mail	Provisional Ballots	Limited Ballots
REP Ken Paxton	697	61.85%	220	464	13	0	0
DEM Rochelle Mercedes Garza	392	34.78%	139	247	5	1	0
LIB Mark Ash	38	3.37%	21	16	1	0	0
Total Votes Cast	1,127	100.00%	380	727	19	1	0
Overvotes	0		0	0	0	0	0
Undervotes	20		7	12	1	0	0
Contest Totals	1,147		387	739	20	1	0

**PCT 181**

**Comptroller of Public Accounts**

Vote For 1

	TOTAL	VOTE %	Election Day	Early Voting	Ballot By Mail	Provisional Ballots	Limited Ballots
REP Glenn Hegar	708	63.16%	225	470	13	0	0
DEM Janet T. Dudding	378	33.72%	132	240	5	1	0
LIB V. Alonzo Echevarria-Garza	35	3.12%	19	15	1	0	0
Total Votes Cast	1,121	100.00%	376	725	19	1	0
Overvotes	0		0	0	0	0	0
Undervotes	26		11	14	1	0	0
Contest Totals	1,147		387	739	20	1	0

**Commissioner of the General Land Office**

Vote For 1

	TOTAL	VOTE %	Election Day	Early Voting	Ballot By Mail	Provisional Ballots	Limited Ballots
REP Dawn Buckingham	724	64.87%	233	478	13	0	0
DEM Jay Kleberg	375	33.60%	138	232	4	1	0
GRN Alfred Molison, Jr	16	1.43%	6	10	0	0	0
Write-In Totals	1	0.09%	0	1	0	0	0
Total Votes Cast	1,116	100.00%	377	721	17	1	0
Overvotes	0		0	0	0	0	0
Undervotes	31		10	18	3	0	0
Contest Totals	1,147		387	739	20	1	0

**Commissioner of Agriculture**

Vote For 1

	TOTAL	VOTE %	Election Day	Early Voting	Ballot By Mail	Provisional Ballots	Limited Ballots
REP Sid Miller	725	64.73%	235	478	12	0	0
DEM Susan Hays	395	35.27%	141	248	5	1	0
Total Votes Cast	1,120	100.00%	376	726	17	1	0
Overvotes	0		0	0	0	0	0
Undervotes	27		11	13	3	0	0
Contest Totals	1,147		387	739	20	1	0

**Railroad Commissioner**

Vote For 1

	TOTAL	VOTE %	Election Day	Early Voting	Ballot By Mail	Provisional Ballots	Limited Ballots
REP Wayne Christian	701	62.76%	222	466	13	0	0
DEM Luke Warford	369	33.03%	133	231	4	1	0
LIB Jaime Andres Diez	37	3.31%	16	20	1	0	0
GRN Hunter Wayne Crow	10	0.90%	4	6	0	0	0
Total Votes Cast	1,117	100.00%	375	723	18	1	0
Overvotes	0		0	0	0	0	0
Undervotes	30		12	16	2	0	0
Contest Totals	1,147		387	739	20	1	0

## PCT 181

### Justice, Supreme Court, Place 3

Vote For 1

	TOTAL	VOTE %		Election Day	Early Voting	Ballot By Mail	Provisional Ballots	Limited Ballots
REP Debra Lehrmann	719	64.14%	<div style="width: 64.14%;"><div style="width: 64.14%;"></div></div>	230	476	13	0	0
DEM Erin A. Nowell	375	33.45%	<div style="width: 33.45%;"><div style="width: 33.45%;"></div></div>	136	234	4	1	0
LIB Thomas Edward Oxford	27	2.41%	<div style="width: 2.41%;"><div style="width: 2.41%;"></div></div>	11	15	1	0	0
Total Votes Cast	1,121	100.00%	<div style="width: 100.00%;"><div style="width: 100.00%;"></div></div>	377	725	18	1	0
Overvotes	0			0	0	0	0	0
Undervotes	26			10	14	2	0	0
Contest Totals	1,147			387	739	20	1	0

### Justice, Supreme Court, Place 5

Vote For 1

	TOTAL	VOTE %		Election Day	Early Voting	Ballot By Mail	Provisional Ballots	Limited Ballots
REP Rebeca Huddle	727	65.20%	<div style="width: 65.20%;"><div style="width: 65.20%;"></div></div>	235	479	13	0	0
DEM Amanda Reichel	388	34.80%	<div style="width: 34.80%;"><div style="width: 34.80%;"></div></div>	142	241	4	1	0
Total Votes Cast	1,115	100.00%	<div style="width: 100.00%;"><div style="width: 100.00%;"></div></div>	377	720	17	1	0
Overvotes	0			0	0	0	0	0
Undervotes	32			10	19	3	0	0
Contest Totals	1,147			387	739	20	1	0

### Justice, Supreme Court, Place 9

Vote For 1

	TOTAL	VOTE %		Election Day	Early Voting	Ballot By Mail	Provisional Ballots	Limited Ballots
REP Evan Young	714	64.09%	<div style="width: 64.09%;"><div style="width: 64.09%;"></div></div>	226	475	13	0	0
DEM Julia Maldonado	400	35.91%	<div style="width: 35.91%;"><div style="width: 35.91%;"></div></div>	148	247	4	1	0
Total Votes Cast	1,114	100.00%	<div style="width: 100.00%;"><div style="width: 100.00%;"></div></div>	374	722	17	1	0
Overvotes	0			0	0	0	0	0
Undervotes	33			13	17	3	0	0
Contest Totals	1,147			387	739	20	1	0

### Judge, Court of Criminal Appeals, Place 5

Vote For 1

	TOTAL	VOTE %		Election Day	Early Voting	Ballot By Mail	Provisional Ballots	Limited Ballots
REP Scott Walker	720	64.69%	<div style="width: 64.69%;"><div style="width: 64.69%;"></div></div>	232	475	13	0	0
DEM Dana Huffman	393	35.31%	<div style="width: 35.31%;"><div style="width: 35.31%;"></div></div>	144	244	4	1	0
Total Votes Cast	1,113	100.00%	<div style="width: 100.00%;"><div style="width: 100.00%;"></div></div>	376	719	17	1	0
Overvotes	0			0	0	0	0	0
Undervotes	34			11	20	3	0	0
Contest Totals	1,147			387	739	20	1	0

## PCT 181

### Judge, Court of Criminal Appeals, Place 6

Vote For 1

	TOTAL	VOTE %		Election Day	Early Voting	Ballot By Mail	Provisional Ballots	Limited Ballots
REP Jesse F. McClure, III	726	65.29%		232	481	13	0	0
DEM Robert Johnson	386	34.71%		142	239	4	1	0
Total Votes Cast	1,112	100.00%		374	720	17	1	0
Overvotes	0			0	0	0	0	0
Undervotes	35			13	19	3	0	0
Contest Totals	1,147			387	739	20	1	0

### Member, State Board of Education, District 12 CCD

Vote For 1

	TOTAL	VOTE %		Election Day	Early Voting	Ballot By Mail	Provisional Ballots	Limited Ballots
REP Pam Little	696	62.70%		218	465	13	0	0
DEM Alex Cornwallis	373	33.60%		135	234	3	1	0
LIB Christy Mowrey	41	3.69%		18	21	2	0	0
Write-In Totals	0	0.00%		0	0	0	0	0
Total Votes Cast	1,110	100.00%		371	720	18	1	0
Overvotes	0			0	0	0	0	0
Undervotes	37			16	19	2	0	0
Contest Totals	1,147			387	739	20	1	0

### State Senator, District 8

Vote For 1

	TOTAL	VOTE %		Election Day	Early Voting	Ballot By Mail	Provisional Ballots	Limited Ballots
REP Angela Paxton	701	62.59%		224	464	13	0	0
DEM Jonathan Cocks	382	34.11%		136	241	4	1	0
LIB Edward Kless	37	3.30%		16	20	1	0	0
Total Votes Cast	1,120	100.00%		376	725	18	1	0
Overvotes	0			0	0	0	0	0
Undervotes	27			11	14	2	0	0
Contest Totals	1,147			387	739	20	1	0

### State Representative, District 67

Vote For 1

	TOTAL	VOTE %		Election Day	Early Voting	Ballot By Mail	Provisional Ballots	Limited Ballots
REP Jeff Leach	716	64.27%		230	473	13	0	0
DEM Kevin Morris	398	35.73%		146	247	4	1	0
Total Votes Cast	1,114	100.00%		376	720	17	1	0
Overvotes	0			0	0	0	0	0
Undervotes	33			11	19	3	0	0
Contest Totals	1,147			387	739	20	1	0



## PCT 181

### Justice, 5th Court of Appeals District, Place 4

Vote For 1

	TOTAL	VOTE %		Election Day	Early Voting	Ballot By Mail	Provisional Ballots	Limited Ballots
REP Emily A. Miskel	716	64.56%	<div style="width: 64.56%;"><div style="width: 64.56%;"></div></div>	229	474	13	0	0
DEM Maricela Moore	393	35.44%	<div style="width: 35.44%;"><div style="width: 35.44%;"></div></div>	146	241	5	1	0
Total Votes Cast	1,109	100.00%	<div style="width: 100.00%;"><div style="width: 100.00%;"></div></div>	375	715	18	1	0
Overvotes	0			0	0	0	0	0
Undervotes	38			12	24	2	0	0
Contest Totals	1,147			387	739	20	1	0

### Justice, 5th Court of Appeals District, Place 7

Vote For 1

	TOTAL	VOTE %		Election Day	Early Voting	Ballot By Mail	Provisional Ballots	Limited Ballots
REP Kristina Williams	714	64.38%	<div style="width: 64.38%;"><div style="width: 64.38%;"></div></div>	230	471	13	0	0
DEM Nancy Kennedy	395	35.62%	<div style="width: 35.62%;"><div style="width: 35.62%;"></div></div>	143	246	5	1	0
Total Votes Cast	1,109	100.00%	<div style="width: 100.00%;"><div style="width: 100.00%;"></div></div>	373	717	18	1	0
Overvotes	0			0	0	0	0	0
Undervotes	38			14	22	2	0	0
Contest Totals	1,147			387	739	20	1	0

### County Judge CCD

Vote For 1

	TOTAL	VOTE %		Election Day	Early Voting	Ballot By Mail	Provisional Ballots	Limited Ballots
REP Chris Hill	720	64.75%	<div style="width: 64.75%;"><div style="width: 64.75%;"></div></div>	229	478	13	0	0
DEM Joshua Murray	392	35.25%	<div style="width: 35.25%;"><div style="width: 35.25%;"></div></div>	142	244	5	1	0
Total Votes Cast	1,112	100.00%	<div style="width: 100.00%;"><div style="width: 100.00%;"></div></div>	371	722	18	1	0
Overvotes	0			0	0	0	0	0
Undervotes	35			16	17	2	0	0
Contest Totals	1,147			387	739	20	1	0

### District Clerk CCD

Vote For 1

	TOTAL	VOTE %		Election Day	Early Voting	Ballot By Mail	Provisional Ballots	Limited Ballots
REP Mike Gould	715	64.71%	<div style="width: 64.71%;"><div style="width: 64.71%;"></div></div>	229	473	13	0	0
DEM David Brignac	390	35.29%	<div style="width: 35.29%;"><div style="width: 35.29%;"></div></div>	139	245	5	1	0
Total Votes Cast	1,105	100.00%	<div style="width: 100.00%;"><div style="width: 100.00%;"></div></div>	368	718	18	1	0
Overvotes	0			0	0	0	0	0
Undervotes	42			19	21	2	0	0
Contest Totals	1,147			387	739	20	1	0

## PCT 181

### Anna ISD - Proposition A

Vote For 1

	TOTAL	VOTE %		Election Day	Early Voting	Ballot By Mail	Provisional Ballots	Limited Ballots
For	579	61.27%	<div style="width: 61.27%;"><div style="width: 61.27%;"></div></div>	195	374	10	0	0
Against	366	38.73%	<div style="width: 38.73%;"><div style="width: 38.73%;"></div></div>	117	242	6	1	0
Total Votes Cast	945	100.00%	<div style="width: 100.00%;"><div style="width: 100.00%;"></div></div>	312	616	16	1	0
Overvotes	0			0	0	0	0	0
Undervotes	34			17	17	0	0	0
Contest Totals	979			329	633	16	1	0

### Anna ISD - Proposition B

Vote For 1

	TOTAL	VOTE %		Election Day	Early Voting	Ballot By Mail	Provisional Ballots	Limited Ballots
For	424	45.01%	<div style="width: 45.01%;"><div style="width: 45.01%;"></div></div>	144	275	5	0	0
Against	518	54.99%	<div style="width: 54.99%;"><div style="width: 54.99%;"></div></div>	165	341	11	1	0
Total Votes Cast	942	100.00%	<div style="width: 100.00%;"><div style="width: 100.00%;"></div></div>	309	616	16	1	0
Overvotes	0			0	0	0	0	0
Undervotes	37			20	17	0	0	0
Contest Totals	979			329	633	16	1	0

### Van Alstyne MUD 3 - Proposition A

Vote For 1

	TOTAL	VOTE %		Election Day	Early Voting	Ballot By Mail	Provisional Ballots	Limited Ballots
For	1	100.00%	<div style="width: 100.00%;"><div style="width: 100.00%;"></div></div>	0	1	0	0	0
Against	0	0.00%	<div style="width: 0.00%;"><div style="width: 0.00%;"></div></div>	0	0	0	0	0
Total Votes Cast	1	100.00%	<div style="width: 100.00%;"><div style="width: 100.00%;"></div></div>	0	1	0	0	0
Overvotes	0			0	0	0	0	0
Undervotes	0			0	0	0	0	0
Contest Totals	1			0	1	0	0	0

### Van Alstyne MUD 3 - Directors

Vote For 5

	TOTAL	VOTE %		Election Day	Early Voting	Ballot By Mail	Provisional Ballots	Limited Ballots
Julia Peterson	1	20.00%	<div style="width: 20.00%;"><div style="width: 20.00%;"></div></div>	0	1	0	0	0
Deborah Bass	1	20.00%	<div style="width: 20.00%;"><div style="width: 20.00%;"></div></div>	0	1	0	0	0
Kim Henney	1	20.00%	<div style="width: 20.00%;"><div style="width: 20.00%;"></div></div>	0	1	0	0	0
Donna Crooks	1	20.00%	<div style="width: 20.00%;"><div style="width: 20.00%;"></div></div>	0	1	0	0	0
Dodie Slama	1	20.00%	<div style="width: 20.00%;"><div style="width: 20.00%;"></div></div>	0	1	0	0	0
Total Votes Cast	5	100.00%	<div style="width: 100.00%;"><div style="width: 100.00%;"></div></div>	0	5	0	0	0
Overvotes	0			0	0	0	0	0
Undervotes	0			0	0	0	0	0
Contest Totals	5			0	5	0	0	0

## PCT 181

### Van Alstyne MUD 3 - Proposition B

Vote For 1

	TOTAL	VOTE %		Election Day	Early Voting	Ballot By Mail	Provisional Ballots	Limited Ballots
For	1	100.00%	<div style="width: 100%; height: 10px; background-color: #ffc107;"></div>	0	1	0	0	0
Against	0	0.00%	<div style="width: 0%; height: 10px; background-color: #6c757d;"></div>	0	0	0	0	0
Total Votes Cast	1	100.00%	<div style="width: 100%; height: 10px; background-color: #ffc107;"></div>	0	1	0	0	0
Overvotes	0			0	0	0	0	0
Undervotes	0			0	0	0	0	0
Contest Totals	1			0	1	0	0	0

### Van Alstyne MUD 3 - Proposition C

Vote For 1

	TOTAL	VOTE %		Election Day	Early Voting	Ballot By Mail	Provisional Ballots	Limited Ballots
For	1	100.00%	<div style="width: 100%; height: 10px; background-color: #ffc107;"></div>	0	1	0	0	0
Against	0	0.00%	<div style="width: 0%; height: 10px; background-color: #6c757d;"></div>	0	0	0	0	0
Total Votes Cast	1	100.00%	<div style="width: 100%; height: 10px; background-color: #ffc107;"></div>	0	1	0	0	0
Overvotes	0			0	0	0	0	0
Undervotes	0			0	0	0	0	0
Contest Totals	1			0	1	0	0	0

### Van Alstyne MUD 3 - Proposition D

Vote For 1

	TOTAL	VOTE %		Election Day	Early Voting	Ballot By Mail	Provisional Ballots	Limited Ballots
For	1	100.00%	<div style="width: 100%; height: 10px; background-color: #ffc107;"></div>	0	1	0	0	0
Against	0	0.00%	<div style="width: 0%; height: 10px; background-color: #6c757d;"></div>	0	0	0	0	0
Total Votes Cast	1	100.00%	<div style="width: 100%; height: 10px; background-color: #ffc107;"></div>	0	1	0	0	0
Overvotes	0			0	0	0	0	0
Undervotes	0			0	0	0	0	0
Contest Totals	1			0	1	0	0	0

### Van Alstyne MUD 3 - Proposition E

Vote For 1

	TOTAL	VOTE %		Election Day	Early Voting	Ballot By Mail	Provisional Ballots	Limited Ballots
For	1	100.00%	<div style="width: 100%; height: 10px; background-color: #ffc107;"></div>	0	1	0	0	0
Against	0	0.00%	<div style="width: 0%; height: 10px; background-color: #6c757d;"></div>	0	0	0	0	0
Total Votes Cast	1	100.00%	<div style="width: 100%; height: 10px; background-color: #ffc107;"></div>	0	1	0	0	0
Overvotes	0			0	0	0	0	0
Undervotes	0			0	0	0	0	0
Contest Totals	1			0	1	0	0	0

## PCT 181

### Van Alstyne MUD 3 - Proposition F

Vote For 1

	TOTAL	VOTE %		Election Day	Early Voting	Ballot By Mail	Provisional Ballots	Limited Ballots
For	1	100.00%	<div style="width: 100%; height: 10px; background-color: #f0e68c;"></div>	0	1	0	0	0
Against	0	0.00%	<div style="width: 0%; height: 10px; background-color: #d3d3d3;"></div>	0	0	0	0	0
Total Votes Cast	1	100.00%	<div style="width: 100%; height: 10px; background-color: #f0e68c;"></div>	0	1	0	0	0
Overvotes	0			0	0	0	0	0
Undervotes	0			0	0	0	0	0
Contest Totals	1			0	1	0	0	0

## PCT 182

### U. S. Representative District 3

Vote For 1

	TOTAL	VOTE %	Election Day	Early Voting	Ballot By Mail	Provisional Ballots	Limited Ballots
REP Keith Self	1,068	54.19%	287	743	33	5	0
DEM Sandeep Srivastava	846	42.92%	204	608	33	1	0
LIB Christopher Claytor	57	2.89%	16	38	3	0	0
Total Votes Cast	1,971	100.00%	507	1,389	69	6	0
Overvotes	0		0	0	0	0	0
Undervotes	33		12	20	1	0	0
Contest Totals	2,004		519	1,409	70	6	0

### Governor

Vote For 1

	TOTAL	VOTE %	Election Day	Early Voting	Ballot By Mail	Provisional Ballots	Limited Ballots
REP Greg Abbott	1,055	52.75%	277	742	32	4	0
DEM Beto O'Rourke	921	46.05%	232	651	37	1	0
LIB Mark Tippetts	17	0.85%	7	8	1	1	0
GRN Delilah Barrios	4	0.20%	1	3	0	0	0
Write-In Totals	3	0.15%	1	2	0	0	0
Total Votes Cast	2,000	100.00%	518	1,406	70	6	0
Overvotes	0		0	0	0	0	0
Undervotes	4		1	3	0	0	0
Contest Totals	2,004		519	1,409	70	6	0

### Lieutenant Governor

Vote For 1

	TOTAL	VOTE %	Election Day	Early Voting	Ballot By Mail	Provisional Ballots	Limited Ballots
REP Dan Patrick	998	50.23%	265	698	30	5	0
DEM Mike Collier	938	47.21%	228	670	39	1	0
LIB Shanna Steele	51	2.57%	19	31	1	0	0
Total Votes Cast	1,987	100.00%	512	1,399	70	6	0
Overvotes	0		0	0	0	0	0
Undervotes	17		7	10	0	0	0
Contest Totals	2,004		519	1,409	70	6	0

### Attorney General

Vote For 1

	TOTAL	VOTE %	Election Day	Early Voting	Ballot By Mail	Provisional Ballots	Limited Ballots
REP Ken Paxton	974	49.44%	262	680	27	5	0
DEM Rochelle Mercedes Garza	924	46.90%	224	660	39	1	0
LIB Mark Ash	72	3.65%	21	51	0	0	0
Total Votes Cast	1,970	100.00%	507	1,391	66	6	0
Overvotes	0		0	0	0	0	0
Undervotes	34		12	18	4	0	0
Contest Totals	2,004		519	1,409	70	6	0

## PCT 182

### Comptroller of Public Accounts

Vote For 1

	TOTAL	VOTE %	Election Day	Early Voting	Ballot By Mail	Provisional Ballots	Limited Ballots
REP Glenn Hegar	1,086	55.27%	283	764	34	5	0
DEM Janet T. Dudding	834	42.44%	205	597	31	1	0
LIB V. Alonzo Echevarria-Garza	45	2.29%	16	29	0	0	0
Total Votes Cast	1,965	100.00%	504	1,390	65	6	0
Overvotes	0		0	0	0	0	0
Undervotes	39		15	19	5	0	0
Contest Totals	2,004		519	1,409	70	6	0

### Commissioner of the General Land Office

Vote For 1

	TOTAL	VOTE %	Election Day	Early Voting	Ballot By Mail	Provisional Ballots	Limited Ballots
REP Dawn Buckingham	1,076	54.93%	290	748	33	5	0
DEM Jay Kleberg	860	43.90%	206	620	33	1	0
GRN Alfred Molison, Jr	21	1.07%	7	14	0	0	0
Write-In Totals	2	0.10%	0	2	0	0	0
Total Votes Cast	1,959	100.00%	503	1,384	66	6	0
Overvotes	0		0	0	0	0	0
Undervotes	45		16	25	4	0	0
Contest Totals	2,004		519	1,409	70	6	0

### Commissioner of Agriculture

Vote For 1

	TOTAL	VOTE %	Election Day	Early Voting	Ballot By Mail	Provisional Ballots	Limited Ballots
REP Sid Miller	1,068	54.97%	285	747	31	5	0
DEM Susan Hays	875	45.03%	213	626	35	1	0
Total Votes Cast	1,943	100.00%	498	1,373	66	6	0
Overvotes	0		0	0	0	0	0
Undervotes	61		21	36	4	0	0
Contest Totals	2,004		519	1,409	70	6	0

### Railroad Commissioner

Vote For 1

	TOTAL	VOTE %	Election Day	Early Voting	Ballot By Mail	Provisional Ballots	Limited Ballots
REP Wayne Christian	1,051	53.76%	279	735	32	5	0
DEM Luke Warford	829	42.40%	194	605	29	1	0
LIB Jaime Andres Diez	55	2.81%	23	30	2	0	0
GRN Hunter Wayne Crow	20	1.02%	6	11	3	0	0
Total Votes Cast	1,955	100.00%	502	1,381	66	6	0
Overvotes	0		0	0	0	0	0
Undervotes	49		17	28	4	0	0
Contest Totals	2,004		519	1,409	70	6	0

## PCT 182

### Justice, Supreme Court, Place 3

Vote For 1

	TOTAL	VOTE %		Election Day	Early Voting	Ballot By Mail	Provisional Ballots	Limited Ballots
REP Debra Lehrmann	1,042	53.57%	<div style="width: 53.57%;"><div style="width: 53.57%;"></div></div>	279	725	33	5	0
DEM Erin A. Nowell	856	44.01%	<div style="width: 44.01%;"><div style="width: 44.01%;"></div></div>	211	613	31	1	0
LIB Thomas Edward Oxford	47	2.42%	<div style="width: 2.42%;"><div style="width: 2.42%;"></div></div>	13	32	2	0	0
Total Votes Cast	1,945	100.00%	<div style="width: 100.00%;"><div style="width: 100.00%;"></div></div>	503	1,370	66	6	0
Overvotes	0			0	0	0	0	0
Undervotes	59			16	39	4	0	0
Contest Totals	2,004			519	1,409	70	6	0

### Justice, Supreme Court, Place 5

Vote For 1

	TOTAL	VOTE %		Election Day	Early Voting	Ballot By Mail	Provisional Ballots	Limited Ballots
REP Rebeca Huddle	1,077	55.69%	<div style="width: 55.69%;"><div style="width: 55.69%;"></div></div>	288	750	34	5	0
DEM Amanda Reichel	857	44.31%	<div style="width: 44.31%;"><div style="width: 44.31%;"></div></div>	213	613	30	1	0
Total Votes Cast	1,934	100.00%	<div style="width: 100.00%;"><div style="width: 100.00%;"></div></div>	501	1,363	64	6	0
Overvotes	0			0	0	0	0	0
Undervotes	70			18	46	6	0	0
Contest Totals	2,004			519	1,409	70	6	0

### Justice, Supreme Court, Place 9

Vote For 1

	TOTAL	VOTE %		Election Day	Early Voting	Ballot By Mail	Provisional Ballots	Limited Ballots
REP Evan Young	1,062	54.88%	<div style="width: 54.88%;"><div style="width: 54.88%;"></div></div>	284	740	33	5	0
DEM Julia Maldonado	873	45.12%	<div style="width: 45.12%;"><div style="width: 45.12%;"></div></div>	219	620	33	1	0
Total Votes Cast	1,935	100.00%	<div style="width: 100.00%;"><div style="width: 100.00%;"></div></div>	503	1,360	66	6	0
Overvotes	0			0	0	0	0	0
Undervotes	69			16	49	4	0	0
Contest Totals	2,004			519	1,409	70	6	0

### Judge, Court of Criminal Appeals, Place 5

Vote For 1

	TOTAL	VOTE %		Election Day	Early Voting	Ballot By Mail	Provisional Ballots	Limited Ballots
REP Scott Walker	1,057	54.65%	<div style="width: 54.65%;"><div style="width: 54.65%;"></div></div>	280	738	34	5	0
DEM Dana Huffman	877	45.35%	<div style="width: 45.35%;"><div style="width: 45.35%;"></div></div>	219	625	32	1	0
Total Votes Cast	1,934	100.00%	<div style="width: 100.00%;"><div style="width: 100.00%;"></div></div>	499	1,363	66	6	0
Overvotes	0			0	0	0	0	0
Undervotes	70			20	46	4	0	0
Contest Totals	2,004			519	1,409	70	6	0

## PCT 182

### Judge, Court of Criminal Appeals, Place 6

Vote For 1

	TOTAL	VOTE %		Election Day	Early Voting	Ballot By Mail	Provisional Ballots	Limited Ballots
REP Jesse F. McClure, III	1,064	55.22%	<div style="width: 55.22%;"><div style="width: 55.22%;"></div></div>	283	744	32	5	0
DEM Robert Johnson	863	44.78%	<div style="width: 44.78%;"><div style="width: 44.78%;"></div></div>	212	617	33	1	0
Total Votes Cast	1,927	100.00%	<div style="width: 100.00%;"><div style="width: 100.00%;"></div></div>	495	1,361	65	6	0
Overvotes	0			0	0	0	0	0
Undervotes	77			24	48	5	0	0
Contest Totals	2,004			519	1,409	70	6	0

### Member, State Board of Education, District 12 CCD

Vote For 1

	TOTAL	VOTE %		Election Day	Early Voting	Ballot By Mail	Provisional Ballots	Limited Ballots
REP Pam Little	1,036	53.37%	<div style="width: 53.37%;"><div style="width: 53.37%;"></div></div>	272	727	32	5	0
DEM Alex Cornwallis	845	43.53%	<div style="width: 43.53%;"><div style="width: 43.53%;"></div></div>	209	603	32	1	0
LIB Christy Mowrey	59	3.04%	<div style="width: 3.04%;"><div style="width: 3.04%;"></div></div>	18	39	2	0	0
Write-In Totals	1	0.05%	<div style="width: 0.05%;"><div style="width: 0.05%;"></div></div>	0	1	0	0	0
Total Votes Cast	1,941	100.00%	<div style="width: 100.00%;"><div style="width: 100.00%;"></div></div>	499	1,370	66	6	0
Overvotes	0			0	0	0	0	0
Undervotes	63			20	39	4	0	0
Contest Totals	2,004			519	1,409	70	6	0

### State Senator, District 8

Vote For 1

	TOTAL	VOTE %		Election Day	Early Voting	Ballot By Mail	Provisional Ballots	Limited Ballots
REP Angela Paxton	989	50.87%	<div style="width: 50.87%;"><div style="width: 50.87%;"></div></div>	264	691	29	5	0
DEM Jonathan Cocks	899	46.24%	<div style="width: 46.24%;"><div style="width: 46.24%;"></div></div>	221	643	34	1	0
LIB Edward Kless	56	2.88%	<div style="width: 2.88%;"><div style="width: 2.88%;"></div></div>	14	40	2	0	0
Total Votes Cast	1,944	100.00%	<div style="width: 100.00%;"><div style="width: 100.00%;"></div></div>	499	1,374	65	6	0
Overvotes	0			0	0	0	0	0
Undervotes	60			20	35	5	0	0
Contest Totals	2,004			519	1,409	70	6	0

### State Representative, District 67

Vote For 1

	TOTAL	VOTE %		Election Day	Early Voting	Ballot By Mail	Provisional Ballots	Limited Ballots
REP Jeff Leach	1,079	55.19%	<div style="width: 55.19%;"><div style="width: 55.19%;"></div></div>	288	754	32	5	0
DEM Kevin Morris	876	44.81%	<div style="width: 44.81%;"><div style="width: 44.81%;"></div></div>	218	622	35	1	0
Total Votes Cast	1,955	100.00%	<div style="width: 100.00%;"><div style="width: 100.00%;"></div></div>	506	1,376	67	6	0
Overvotes	0			0	0	0	0	0
Undervotes	49			13	33	3	0	0
Contest Totals	2,004			519	1,409	70	6	0



## PCT 182

### Justice, 5th Court of Appeals District, Place 4

Vote For 1

	TOTAL	VOTE %		Election Day	Early Voting	Ballot By Mail	Provisional Ballots	Limited Ballots
REP Emily A. Miskel	1,077	55.80%		284	755	33	5	0
DEM Maricela Moore	853	44.20%		212	608	32	1	0
Total Votes Cast	1,930	100.00%		496	1,363	65	6	0
Overvotes	0			0	0	0	0	0
Undervotes	74			23	46	5	0	0
Contest Totals	2,004			519	1,409	70	6	0

### Justice, 5th Court of Appeals District, Place 7

Vote For 1

	TOTAL	VOTE %		Election Day	Early Voting	Ballot By Mail	Provisional Ballots	Limited Ballots
REP Kristina Williams	1,063	55.11%		282	744	32	5	0
DEM Nancy Kennedy	866	44.89%		213	618	34	1	0
Total Votes Cast	1,929	100.00%		495	1,362	66	6	0
Overvotes	0			0	0	0	0	0
Undervotes	75			24	47	4	0	0
Contest Totals	2,004			519	1,409	70	6	0

### County Judge CCD

Vote For 1

	TOTAL	VOTE %		Election Day	Early Voting	Ballot By Mail	Provisional Ballots	Limited Ballots
REP Chris Hill	1,050	54.12%		279	734	32	5	0
DEM Joshua Murray	890	45.88%		221	634	34	1	0
Total Votes Cast	1,940	100.00%		500	1,368	66	6	0
Overvotes	0			0	0	0	0	0
Undervotes	64			19	41	4	0	0
Contest Totals	2,004			519	1,409	70	6	0

### District Clerk CCD




Vote For 1

	TOTAL	VOTE %		Election Day	Early Voting	Ballot By Mail	Provisional Ballots	Limited Ballots
REP Mike Gould	1,075	55.93%		287	751	32	5	0
DEM David Brignac	847	44.07%		210	602	34	1	0
Total Votes Cast	1,922	100.00%		497	1,353	66	6	0
Overvotes	0			0	0	0	0	0
Undervotes	82			22	56	4	0	0
Contest Totals	2,004			519	1,409	70	6	0

## PCT 182




### County Commissioner, Precinct 4

Vote For 1

	TOTAL	VOTE %		Election Day	Early Voting	Ballot By Mail	Provisional Ballots	Limited Ballots
REP Duncan Webb	1,076	55.98%		282	756	33	5	0
DEM Jeffrey Williams	846	44.02%		212	600	33	1	0
Total Votes Cast	1,922	100.00%		494	1,356	66	6	0
Overvotes	0			0	0	0	0	0
Undervotes	82			25	53	4	0	0
Contest Totals	2,004			519	1,409	70	6	0

### Justice of the Peace, Precinct 3

Vote For 1

	TOTAL	VOTE %		Election Day	Early Voting	Ballot By Mail	Provisional Ballots	Limited Ballots
REP Mike Missildine	1,066	55.49%		284	744	33	5	0
DEM Irvin Lynn Barrett	855	44.51%		210	611	33	1	0
Total Votes Cast	1,921	100.00%		494	1,355	66	6	0
Overvotes	0			0	0	0	0	0
Undervotes	83			25	54	4	0	0
Contest Totals	2,004			519	1,409	70	6	0

## PCT 183

### U. S. Representative District 3

Vote For 1

	TOTAL	VOTE %		Election Day	Early Voting	Ballot By Mail	Provisional Ballots	Limited Ballots
REP Keith Self	35	76.09%	<div style="width: 76.09%;"><div style="width: 76.09%;"></div></div>	10	22	3	0	0
DEM Sandeep Srivastava	9	19.57%	<div style="width: 19.57%;"><div style="width: 19.57%;"></div></div>	1	8	0	0	0
LIB Christopher Claytor	2	4.35%	<div style="width: 4.35%;"><div style="width: 4.35%;"></div></div>	1	1	0	0	0
Total Votes Cast	46	100.00%	<div style="width: 100.00%;"><div style="width: 100.00%;"></div></div>	12	31	3	0	0
Overvotes	0			0	0	0	0	0
Undervotes	0			0	0	0	0	0
Contest Totals	46			12	31	3	0	0

### Governor

Vote For 1

	TOTAL	VOTE %		Election Day	Early Voting	Ballot By Mail	Provisional Ballots	Limited Ballots
REP Greg Abbott	34	75.56%	<div style="width: 75.56%;"><div style="width: 75.56%;"></div></div>	9	22	3	0	0
DEM Beto O'Rourke	11	24.44%	<div style="width: 24.44%;"><div style="width: 24.44%;"></div></div>	3	8	0	0	0
LIB Mark Tippetts	0	0.00%	<div style="width: 0.00%;"><div style="width: 0.00%;"></div></div>	0	0	0	0	0
GRN Delilah Barrios	0	0.00%	<div style="width: 0.00%;"><div style="width: 0.00%;"></div></div>	0	0	0	0	0
Write-In Totals	0	0.00%	<div style="width: 0.00%;"><div style="width: 0.00%;"></div></div>	0	0	0	0	0
Total Votes Cast	45	100.00%	<div style="width: 100.00%;"><div style="width: 100.00%;"></div></div>	12	30	3	0	0
Overvotes	0			0	0	0	0	0
Undervotes	1			0	1	0	0	0
Contest Totals	46			12	31	3	0	0

### Lieutenant Governor

Vote For 1

	TOTAL	VOTE %		Election Day	Early Voting	Ballot By Mail	Provisional Ballots	Limited Ballots
REP Dan Patrick	35	77.78%	<div style="width: 77.78%;"><div style="width: 77.78%;"></div></div>	10	22	3	0	0
DEM Mike Collier	10	22.22%	<div style="width: 22.22%;"><div style="width: 22.22%;"></div></div>	2	8	0	0	0
LIB Shanna Steele	0	0.00%	<div style="width: 0.00%;"><div style="width: 0.00%;"></div></div>	0	0	0	0	0
Total Votes Cast	45	100.00%	<div style="width: 100.00%;"><div style="width: 100.00%;"></div></div>	12	30	3	0	0
Overvotes	0			0	0	0	0	0
Undervotes	1			0	1	0	0	0
Contest Totals	46			12	31	3	0	0

### Attorney General

Vote For 1

	TOTAL	VOTE %		Election Day	Early Voting	Ballot By Mail	Provisional Ballots	Limited Ballots
REP Ken Paxton	31	72.09%	<div style="width: 72.09%;"><div style="width: 72.09%;"></div></div>	9	20	2	0	0
DEM Rochelle Mercedes Garza	12	27.91%	<div style="width: 27.91%;"><div style="width: 27.91%;"></div></div>	3	9	0	0	0
LIB Mark Ash	0	0.00%	<div style="width: 0.00%;"><div style="width: 0.00%;"></div></div>	0	0	0	0	0
Total Votes Cast	43	100.00%	<div style="width: 100.00%;"><div style="width: 100.00%;"></div></div>	12	29	2	0	0
Overvotes	0			0	0	0	0	0
Undervotes	3			0	2	1	0	0
Contest Totals	46			12	31	3	0	0

## PCT 183

### Comptroller of Public Accounts

Vote For 1

	TOTAL	VOTE %		Election Day	Early Voting	Ballot By Mail	Provisional Ballots	Limited Ballots
REP Glenn Hegar	36	78.26%	<div style="width: 78.26%;"><div style="width: 78.26%;"></div></div>	10	23	3	0	0
DEM Janet T. Dudding	9	19.57%	<div style="width: 19.57%;"><div style="width: 19.57%;"></div></div>	1	8	0	0	0
LIB V. Alonzo Echevarria-Garza	1	2.17%	<div style="width: 2.17%;"><div style="width: 2.17%;"></div></div>	1	0	0	0	0
Total Votes Cast	46	100.00%	<div style="width: 100.00%;"><div style="width: 100.00%;"></div></div>	12	31	3	0	0
Overvotes	0			0	0	0	0	0
Undervotes	0			0	0	0	0	0
Contest Totals	46			12	31	3	0	0

### Commissioner of the General Land Office

Vote For 1

	TOTAL	VOTE %		Election Day	Early Voting	Ballot By Mail	Provisional Ballots	Limited Ballots
REP Dawn Buckingham	34	73.91%	<div style="width: 73.91%;"><div style="width: 73.91%;"></div></div>	9	22	3	0	0
DEM Jay Kleberg	11	23.91%	<div style="width: 23.91%;"><div style="width: 23.91%;"></div></div>	3	8	0	0	0
GRN Alfred Molison, Jr	1	2.17%	<div style="width: 2.17%;"><div style="width: 2.17%;"></div></div>	0	1	0	0	0
Write-In Totals	0	0.00%	<div style="width: 0.00%;"><div style="width: 0.00%;"></div></div>	0	0	0	0	0
Total Votes Cast	46	100.00%	<div style="width: 100.00%;"><div style="width: 100.00%;"></div></div>	12	31	3	0	0
Overvotes	0			0	0	0	0	0
Undervotes	0			0	0	0	0	0
Contest Totals	46			12	31	3	0	0

### Commissioner of Agriculture

Vote For 1

	TOTAL	VOTE %		Election Day	Early Voting	Ballot By Mail	Provisional Ballots	Limited Ballots
REP Sid Miller	33	73.33%	<div style="width: 73.33%;"><div style="width: 73.33%;"></div></div>	9	22	2	0	0
DEM Susan Hays	12	26.67%	<div style="width: 26.67%;"><div style="width: 26.67%;"></div></div>	3	9	0	0	0
Total Votes Cast	45	100.00%	<div style="width: 100.00%;"><div style="width: 100.00%;"></div></div>	12	31	2	0	0
Overvotes	0			0	0	0	0	0
Undervotes	1			0	0	1	0	0
Contest Totals	46			12	31	3	0	0

### Railroad Commissioner

Vote For 1

	TOTAL	VOTE %		Election Day	Early Voting	Ballot By Mail	Provisional Ballots	Limited Ballots
REP Wayne Christian	36	80.00%	<div style="width: 80.00%;"><div style="width: 80.00%;"></div></div>	10	23	3	0	0
DEM Luke Warford	9	20.00%	<div style="width: 20.00%;"><div style="width: 20.00%;"></div></div>	2	7	0	0	0
LIB Jaime Andres Diez	0	0.00%	<div style="width: 0.00%;"><div style="width: 0.00%;"></div></div>	0	0	0	0	0
GRN Hunter Wayne Crow	0	0.00%	<div style="width: 0.00%;"><div style="width: 0.00%;"></div></div>	0	0	0	0	0
Total Votes Cast	45	100.00%	<div style="width: 100.00%;"><div style="width: 100.00%;"></div></div>	12	30	3	0	0
Overvotes	0			0	0	0	0	0
Undervotes	1			0	1	0	0	0
Contest Totals	46			12	31	3	0	0

## PCT 183

### Justice, Supreme Court, Place 3

Vote For 1

	TOTAL	VOTE %		Election Day	Early Voting	Ballot By Mail	Provisional Ballots	Limited Ballots
REP Debra Lehrmann	34	75.56%	<div style="width: 75.56%;"><div style="width: 75.56%;"></div></div>	9	22	3	0	0
DEM Erin A. Nowell	11	24.44%	<div style="width: 24.44%;"><div style="width: 24.44%;"></div></div>	3	8	0	0	0
LIB Thomas Edward Oxford	0	0.00%	<div style="width: 0%;"><div style="width: 0%;"></div></div>	0	0	0	0	0
Total Votes Cast	45	100.00%	<div style="width: 100%;"><div style="width: 100%;"></div></div>	12	30	3	0	0
Overvotes	0			0	0	0	0	0
Undervotes	1			0	1	0	0	0
Contest Totals	46			12	31	3	0	0

### Justice, Supreme Court, Place 5

Vote For 1

	TOTAL	VOTE %		Election Day	Early Voting	Ballot By Mail	Provisional Ballots	Limited Ballots
REP Rebeca Huddle	38	82.61%	<div style="width: 82.61%;"><div style="width: 82.61%;"></div></div>	11	24	3	0	0
DEM Amanda Reichel	8	17.39%	<div style="width: 17.39%;"><div style="width: 17.39%;"></div></div>	1	7	0	0	0
Total Votes Cast	46	100.00%	<div style="width: 100%;"><div style="width: 100%;"></div></div>	12	31	3	0	0
Overvotes	0			0	0	0	0	0
Undervotes	0			0	0	0	0	0
Contest Totals	46			12	31	3	0	0

### Justice, Supreme Court, Place 9

Vote For 1

	TOTAL	VOTE %		Election Day	Early Voting	Ballot By Mail	Provisional Ballots	Limited Ballots
REP Evan Young	35	76.09%	<div style="width: 76.09%;"><div style="width: 76.09%;"></div></div>	9	23	3	0	0
DEM Julia Maldonado	11	23.91%	<div style="width: 23.91%;"><div style="width: 23.91%;"></div></div>	3	8	0	0	0
Total Votes Cast	46	100.00%	<div style="width: 100%;"><div style="width: 100%;"></div></div>	12	31	3	0	0
Overvotes	0			0	0	0	0	0
Undervotes	0			0	0	0	0	0
Contest Totals	46			12	31	3	0	0

### Judge, Court of Criminal Appeals, Place 5

Vote For 1

	TOTAL	VOTE %		Election Day	Early Voting	Ballot By Mail	Provisional Ballots	Limited Ballots
REP Scott Walker	35	76.09%	<div style="width: 76.09%;"><div style="width: 76.09%;"></div></div>	10	22	3	0	0
DEM Dana Huffman	11	23.91%	<div style="width: 23.91%;"><div style="width: 23.91%;"></div></div>	2	9	0	0	0
Total Votes Cast	46	100.00%	<div style="width: 100%;"><div style="width: 100%;"></div></div>	12	31	3	0	0
Overvotes	0			0	0	0	0	0
Undervotes	0			0	0	0	0	0
Contest Totals	46			12	31	3	0	0

## PCT 183

### Judge, Court of Criminal Appeals, Place 6

Vote For 1

	TOTAL	VOTE %		Election Day	Early Voting	Ballot By Mail	Provisional Ballots	Limited Ballots
REP Jesse F. McClure, III	36	80.00%		10	23	3	0	0
DEM Robert Johnson	9	20.00%		2	7	0	0	0
Total Votes Cast	45	100.00%		12	30	3	0	0
Overvotes	0			0	0	0	0	0
Undervotes	1			0	1	0	0	0
Contest Totals	46			12	31	3	0	0

### Member, State Board of Education, District 12 CCD

Vote For 1

	TOTAL	VOTE %		Election Day	Early Voting	Ballot By Mail	Provisional Ballots	Limited Ballots
REP Pam Little	33	73.33%		8	22	3	0	0
DEM Alex Cornwallis	11	24.44%		3	8	0	0	0
LIB Christy Mowrey	1	2.22%		1	0	0	0	0
Write-In Totals	0	0.00%		0	0	0	0	0
Total Votes Cast	45	100.00%		12	30	3	0	0
Overvotes	0			0	0	0	0	0
Undervotes	1			0	1	0	0	0
Contest Totals	46			12	31	3	0	0

### State Senator, District 8

Vote For 1

	TOTAL	VOTE %		Election Day	Early Voting	Ballot By Mail	Provisional Ballots	Limited Ballots
REP Angela Paxton	35	77.78%		10	22	3	0	0
DEM Jonathan Cocks	10	22.22%		2	8	0	0	0
LIB Edward Kless	0	0.00%		0	0	0	0	0
Total Votes Cast	45	100.00%		12	30	3	0	0
Overvotes	0			0	0	0	0	0
Undervotes	1			0	1	0	0	0
Contest Totals	46			12	31	3	0	0

### State Representative, District 67

Vote For 1

	TOTAL	VOTE %		Election Day	Early Voting	Ballot By Mail	Provisional Ballots	Limited Ballots
REP Jeff Leach	35	77.78%		10	22	3	0	0
DEM Kevin Morris	10	22.22%		2	8	0	0	0
Total Votes Cast	45	100.00%		12	30	3	0	0
Overvotes	0			0	0	0	0	0
Undervotes	1			0	1	0	0	0
Contest Totals	46			12	31	3	0	0

## PCT 183

### Justice, 5th Court of Appeals District, Place 4

Vote For 1

	TOTAL	VOTE %		Election Day	Early Voting	Ballot By Mail	Provisional Ballots	Limited Ballots
REP Emily A. Miskel	33	76.74%		9	23	1	0	0
DEM Maricela Moore	10	23.26%		3	7	0	0	0
Total Votes Cast	43	100.00%		12	30	1	0	0
Overvotes	0			0	0	0	0	0
Undervotes	3			0	1	2	0	0
Contest Totals	46			12	31	3	0	0

### Justice, 5th Court of Appeals District, Place 7

Vote For 1

	TOTAL	VOTE %		Election Day	Early Voting	Ballot By Mail	Provisional Ballots	Limited Ballots
REP Kristina Williams	34	79.07%		11	22	1	0	0
DEM Nancy Kennedy	9	20.93%		1	8	0	0	0
Total Votes Cast	43	100.00%		12	30	1	0	0
Overvotes	0			0	0	0	0	0
Undervotes	3			0	1	2	0	0
Contest Totals	46			12	31	3	0	0

### County Judge CCD

Vote For 1

	TOTAL	VOTE %		Election Day	Early Voting	Ballot By Mail	Provisional Ballots	Limited Ballots
REP Chris Hill	33	75.00%		9	21	3	0	0
DEM Joshua Murray	11	25.00%		3	8	0	0	0
Total Votes Cast	44	100.00%		12	29	3	0	0
Overvotes	0			0	0	0	0	0
Undervotes	2			0	2	0	0	0
Contest Totals	46			12	31	3	0	0

### District Clerk CCD




Vote For 1

	TOTAL	VOTE %		Election Day	Early Voting	Ballot By Mail	Provisional Ballots	Limited Ballots
REP Mike Gould	34	77.27%		10	22	2	0	0
DEM David Brignac	10	22.73%		2	8	0	0	0
Total Votes Cast	44	100.00%		12	30	2	0	0
Overvotes	0			0	0	0	0	0
Undervotes	2			0	1	1	0	0
Contest Totals	46			12	31	3	0	0

**PCT 183**




**Anna ISD - Proposition A**

Vote For 1

	TOTAL	VOTE %		Election Day	Early Voting	Ballot By Mail	Provisional Ballots	Limited Ballots
For	24	68.57%		4	18	2	0	0
Against	11	31.43%		6	5	0	0	0
Total Votes Cast	35	100.00%		10	23	2	0	0
Overvotes	0			0	0	0	0	0
Undervotes	2			0	1	1	0	0
Contest Totals	37			10	24	3	0	0

**Anna ISD - Proposition B**

Vote For 1

	TOTAL	VOTE %		Election Day	Early Voting	Ballot By Mail	Provisional Ballots	Limited Ballots
For	21	58.33%		4	15	2	0	0
Against	15	41.67%		6	8	1	0	0
Total Votes Cast	36	100.00%		10	23	3	0	0
Overvotes	0			0	0	0	0	0
Undervotes	1			0	1	0	0	0
Contest Totals	37			10	24	3	0	0



## PCT 184

### U. S. Representative, District 4

Vote For 1

	TOTAL	VOTE %	Election Day	Early Voting	Ballot By Mail	Provisional Ballots	Limited Ballots
REP Pat Fallon	587	45.47%	211	356	20	0	0
DEM Iro Omere	666	51.59%	216	431	18	1	0
LIB John Simmons	38	2.94%	19	16	3	0	0
Total Votes Cast	1,291	100.00%	446	803	41	1	0
Overvotes	0		0	0	0	0	0
Undervotes	16		5	11	0	0	0
Contest Totals	1,307		451	814	41	1	0

### Governor

Vote For 1

	TOTAL	VOTE %	Election Day	Early Voting	Ballot By Mail	Provisional Ballots	Limited Ballots
REP Greg Abbott	586	44.97%	207	359	20	0	0
DEM Beto O'Rourke	703	53.95%	235	446	21	1	0
LIB Mark Tippetts	9	0.69%	4	5	0	0	0
GRN Delilah Barrios	5	0.38%	3	2	0	0	0
Write-In Totals	0	0.00%	0	0	0	0	0
Total Votes Cast	1,303	100.00%	449	812	41	1	0
Overvotes	0		0	0	0	0	0
Undervotes	4		2	2	0	0	0
Contest Totals	1,307		451	814	41	1	0

### Lieutenant Governor

Vote For 1

	TOTAL	VOTE %	Election Day	Early Voting	Ballot By Mail	Provisional Ballots	Limited Ballots
REP Dan Patrick	569	44.07%	203	346	20	0	0
DEM Mike Collier	683	52.90%	222	439	21	1	0
LIB Shanna Steele	39	3.02%	20	19	0	0	0
Total Votes Cast	1,291	100.00%	445	804	41	1	0
Overvotes	0		0	0	0	0	0
Undervotes	16		6	10	0	0	0
Contest Totals	1,307		451	814	41	1	0

### Attorney General

Vote For 1

	TOTAL	VOTE %	Election Day	Early Voting	Ballot By Mail	Provisional Ballots	Limited Ballots
REP Ken Paxton	563	43.78%	203	341	19	0	0
DEM Rochelle Mercedes Garza	678	52.72%	222	436	19	1	0
LIB Mark Ash	45	3.50%	20	22	3	0	0
Total Votes Cast	1,286	100.00%	445	799	41	1	0
Overvotes	0		0	0	0	0	0
Undervotes	21		6	15	0	0	0
Contest Totals	1,307		451	814	41	1	0

## PCT 184

### Comptroller of Public Accounts

Vote For 1

	TOTAL	VOTE %	Election Day	Early Voting	Ballot By Mail	Provisional Ballots	Limited Ballots
REP Glenn Hegar	606	47.16%	219	366	21	0	0
DEM Janet T. Dudding	642	49.96%	206	416	19	1	0
LIB V. Alonzo Echevarria-Garza	37	2.88%	18	18	1	0	0
Total Votes Cast	1,285	100.00%	443	800	41	1	0
Overvotes	0		0	0	0	0	0
Undervotes	22		8	14	0	0	0
Contest Totals	1,307		451	814	41	1	0

### Commissioner of the General Land Office

Vote For 1

	TOTAL	VOTE %	Election Day	Early Voting	Ballot By Mail	Provisional Ballots	Limited Ballots
REP Dawn Buckingham	599	46.76%	216	362	21	0	0
DEM Jay Kleberg	659	51.44%	215	424	19	1	0
GRN Alfred Molison, Jr	23	1.80%	11	11	1	0	0
Write-In Totals	0	0.00%	0	0	0	0	0
Total Votes Cast	1,281	100.00%	442	797	41	1	0
Overvotes	0		0	0	0	0	0
Undervotes	26		9	17	0	0	0
Contest Totals	1,307		451	814	41	1	0

### Commissioner of Agriculture

Vote For 1

	TOTAL	VOTE %	Election Day	Early Voting	Ballot By Mail	Provisional Ballots	Limited Ballots
REP Sid Miller	607	47.50%	222	364	21	0	0
DEM Susan Hays	671	52.50%	217	433	20	1	0
Total Votes Cast	1,278	100.00%	439	797	41	1	0
Overvotes	0		0	0	0	0	0
Undervotes	29		12	17	0	0	0
Contest Totals	1,307		451	814	41	1	0

### Railroad Commissioner

Vote For 1

	TOTAL	VOTE %	Election Day	Early Voting	Ballot By Mail	Provisional Ballots	Limited Ballots
REP Wayne Christian	590	45.99%	214	355	21	0	0
DEM Luke Warford	630	49.10%	200	411	18	1	0
LIB Jaime Andres Diez	46	3.59%	23	21	2	0	0
GRN Hunter Wayne Crow	17	1.32%	6	11	0	0	0
Total Votes Cast	1,283	100.00%	443	798	41	1	0
Overvotes	0		0	0	0	0	0
Undervotes	24		8	16	0	0	0
Contest Totals	1,307		451	814	41	1	0

## PCT 184

### Justice, Supreme Court, Place 3

Vote For 1

	TOTAL	VOTE %		Election Day	Early Voting	Ballot By Mail	Provisional Ballots	Limited Ballots
REP Debra Lehrmann	580	45.49%	<div style="width: 45.49%;"><div style="width: 45.49%;"></div></div>	208	351	21	0	0
DEM Erin A. Nowell	666	52.24%	<div style="width: 52.24%;"><div style="width: 52.24%;"></div></div>	218	427	20	1	0
LIB Thomas Edward Oxford	29	2.27%	<div style="width: 2.27%;"><div style="width: 2.27%;"></div></div>	15	14	0	0	0
Total Votes Cast	1,275	100.00%	<div style="width: 100.00%;"><div style="width: 100.00%;"></div></div>	441	792	41	1	0
Overvotes	0			0	0	0	0	0
Undervotes	32			10	22	0	0	0
Contest Totals	1,307			451	814	41	1	0

### Justice, Supreme Court, Place 5

Vote For 1

	TOTAL	VOTE %		Election Day	Early Voting	Ballot By Mail	Provisional Ballots	Limited Ballots
REP Rebeca Huddle	604	47.37%	<div style="width: 47.37%;"><div style="width: 47.37%;"></div></div>	216	367	21	0	0
DEM Amanda Reichel	671	52.63%	<div style="width: 52.63%;"><div style="width: 52.63%;"></div></div>	224	427	19	1	0
Total Votes Cast	1,275	100.00%	<div style="width: 100.00%;"><div style="width: 100.00%;"></div></div>	440	794	40	1	0
Overvotes	0			0	0	0	0	0
Undervotes	32			11	20	1	0	0
Contest Totals	1,307			451	814	41	1	0

### Justice, Supreme Court, Place 9

Vote For 1

	TOTAL	VOTE %		Election Day	Early Voting	Ballot By Mail	Provisional Ballots	Limited Ballots
REP Evan Young	588	46.26%	<div style="width: 46.26%;"><div style="width: 46.26%;"></div></div>	207	360	21	0	0
DEM Julia Maldonado	683	53.74%	<div style="width: 53.74%;"><div style="width: 53.74%;"></div></div>	231	431	20	1	0
Total Votes Cast	1,271	100.00%	<div style="width: 100.00%;"><div style="width: 100.00%;"></div></div>	438	791	41	1	0
Overvotes	0			0	0	0	0	0
Undervotes	36			13	23	0	0	0
Contest Totals	1,307			451	814	41	1	0

### Judge, Court of Criminal Appeals, Place 5

Vote For 1

	TOTAL	VOTE %		Election Day	Early Voting	Ballot By Mail	Provisional Ballots	Limited Ballots
REP Scott Walker	594	46.81%	<div style="width: 46.81%;"><div style="width: 46.81%;"></div></div>	207	366	21	0	0
DEM Dana Huffman	675	53.19%	<div style="width: 53.19%;"><div style="width: 53.19%;"></div></div>	231	423	20	1	0
Total Votes Cast	1,269	100.00%	<div style="width: 100.00%;"><div style="width: 100.00%;"></div></div>	438	789	41	1	0
Overvotes	0			0	0	0	0	0
Undervotes	38			13	25	0	0	0
Contest Totals	1,307			451	814	41	1	0

## PCT 184

### Judge, Court of Criminal Appeals, Place 6

Vote For 1

	TOTAL	VOTE %		Election Day	Early Voting	Ballot By Mail	Provisional Ballots	Limited Ballots
REP Jesse F. McClure, III	596	47.19%		215	360	21	0	0
DEM Robert Johnson	667	52.81%		222	424	20	1	0
Total Votes Cast	1,263	100.00%		437	784	41	1	0
Overvotes	0			0	0	0	0	0
Undervotes	44			14	30	0	0	0
Contest Totals	1,307			451	814	41	1	0

### Member, State Board of Education, District 12 CCD

Vote For 1

	TOTAL	VOTE %		Election Day	Early Voting	Ballot By Mail	Provisional Ballots	Limited Ballots
REP Pam Little	580	45.60%		205	353	22	0	0
DEM Alex Cornwallis	638	50.16%		207	413	17	1	0
LIB Christy Mowrey	53	4.17%		27	24	2	0	0
Write-In Totals	1	0.08%		0	1	0	0	0
Total Votes Cast	1,272	100.00%		439	791	41	1	0
Overvotes	0			0	0	0	0	0
Undervotes	35			12	23	0	0	0
Contest Totals	1,307			451	814	41	1	0

### State Representative, District 66

Vote For 1

	TOTAL	VOTE %		Election Day	Early Voting	Ballot By Mail	Provisional Ballots	Limited Ballots
REP Matt Shaheen	588	46.74%		213	355	20	0	0
DEM Jesse Ringness	670	53.26%		221	427	21	1	0
Total Votes Cast	1,258	100.00%		434	782	41	1	0
Overvotes	0			0	0	0	0	0
Undervotes	49			17	32	0	0	0
Contest Totals	1,307			451	814	41	1	0

### Justice, 5th Court of Appeals District, Place 4

Vote For 1

	TOTAL	VOTE %		Election Day	Early Voting	Ballot By Mail	Provisional Ballots	Limited Ballots
REP Emily A. Miskel	593	46.99%		213	360	20	0	0
DEM Maricela Moore	669	53.01%		224	423	21	1	0
Total Votes Cast	1,262	100.00%		437	783	41	1	0
Overvotes	0			0	0	0	0	0
Undervotes	45			14	31	0	0	0
Contest Totals	1,307			451	814	41	1	0

## PCT 184

### Justice, 5th Court of Appeals District, Place 7

Vote For 1

	TOTAL	VOTE %		Election Day	Early Voting	Ballot By Mail	Provisional Ballots	Limited Ballots
REP Kristina Williams	592	46.76%	<div style="width: 46.76%;"><div style="width: 46.76%;"></div></div>	213	359	20	0	0
DEM Nancy Kennedy	674	53.24%	<div style="width: 53.24%;"><div style="width: 53.24%;"></div></div>	224	428	21	1	0
Total Votes Cast	1,266	100.00%	<div style="width: 100.00%;"><div style="width: 100.00%;"></div></div>	437	787	41	1	0
Overvotes	0			0	0	0	0	0
Undervotes	41			14	27	0	0	0
Contest Totals	1,307			451	814	41	1	0

### County Judge CCD

Vote For 1

	TOTAL	VOTE %		Election Day	Early Voting	Ballot By Mail	Provisional Ballots	Limited Ballots
REP Chris Hill	589	46.45%	<div style="width: 46.45%;"><div style="width: 46.45%;"></div></div>	210	358	21	0	0
DEM Joshua Murray	679	53.55%	<div style="width: 53.55%;"><div style="width: 53.55%;"></div></div>	227	431	20	1	0
Total Votes Cast	1,268	100.00%	<div style="width: 100.00%;"><div style="width: 100.00%;"></div></div>	437	789	41	1	0
Overvotes	0			0	0	0	0	0
Undervotes	39			14	25	0	0	0
Contest Totals	1,307			451	814	41	1	0

### District Clerk CCD

Vote For 1

	TOTAL	VOTE %		Election Day	Early Voting	Ballot By Mail	Provisional Ballots	Limited Ballots
REP Mike Gould	598	47.46%	<div style="width: 47.46%;"><div style="width: 47.46%;"></div></div>	217	359	22	0	0
DEM David Brignac	662	52.54%	<div style="width: 52.54%;"><div style="width: 52.54%;"></div></div>	217	425	19	1	0
Total Votes Cast	1,260	100.00%	<div style="width: 100.00%;"><div style="width: 100.00%;"></div></div>	434	784	41	1	0
Overvotes	0			0	0	0	0	0
Undervotes	47			17	30	0	0	0
Contest Totals	1,307			451	814	41	1	0

### Justice of the Peace, Precinct 4

Vote For 1

	TOTAL	VOTE %		Election Day	Early Voting	Ballot By Mail	Provisional Ballots	Limited Ballots
REP Vincent Venegoni	588	46.67%	<div style="width: 46.67%;"><div style="width: 46.67%;"></div></div>	210	357	21	0	0
DEM Adam Kern	672	53.33%	<div style="width: 53.33%;"><div style="width: 53.33%;"></div></div>	224	427	20	1	0
Total Votes Cast	1,260	100.00%	<div style="width: 100.00%;"><div style="width: 100.00%;"></div></div>	434	784	41	1	0
Overvotes	0			0	0	0	0	0
Undervotes	47			17	30	0	0	0
Contest Totals	1,307			451	814	41	1	0

## PCT 185

### U. S. Representative District 3

Vote For 1

	TOTAL	VOTE %		Election Day	Early Voting	Ballot By Mail	Provisional Ballots	Limited Ballots
REP Keith Self	14	63.64%	<div style="width: 63.64%;"><div style="width: 63.64%;"></div></div>	4	9	1	0	0
DEM Sandeep Srivastava	8	36.36%	<div style="width: 36.36%;"><div style="width: 36.36%;"></div></div>	0	8	0	0	0
LIB Christopher Claytor	0	0.00%	<div style="width: 0.00%;"><div style="width: 0.00%;"></div></div>	0	0	0	0	0
Total Votes Cast	22	100.00%	<div style="width: 100.00%;"><div style="width: 100.00%;"></div></div>	4	17	1	0	0
Overvotes	0			0	0	0	0	0
Undervotes	0			0	0	0	0	0
Contest Totals	22			4	17	1	0	0

### Governor

Vote For 1

	TOTAL	VOTE %		Election Day	Early Voting	Ballot By Mail	Provisional Ballots	Limited Ballots
REP Greg Abbott	14	63.64%	<div style="width: 63.64%;"><div style="width: 63.64%;"></div></div>	4	9	1	0	0
DEM Beto O'Rourke	8	36.36%	<div style="width: 36.36%;"><div style="width: 36.36%;"></div></div>	0	8	0	0	0
LIB Mark Tippetts	0	0.00%	<div style="width: 0.00%;"><div style="width: 0.00%;"></div></div>	0	0	0	0	0
GRN Delilah Barrios	0	0.00%	<div style="width: 0.00%;"><div style="width: 0.00%;"></div></div>	0	0	0	0	0
Write-In Totals	0	0.00%	<div style="width: 0.00%;"><div style="width: 0.00%;"></div></div>	0	0	0	0	0
Total Votes Cast	22	100.00%	<div style="width: 100.00%;"><div style="width: 100.00%;"></div></div>	4	17	1	0	0
Overvotes	0			0	0	0	0	0
Undervotes	0			0	0	0	0	0
Contest Totals	22			4	17	1	0	0

### Lieutenant Governor

Vote For 1

	TOTAL	VOTE %		Election Day	Early Voting	Ballot By Mail	Provisional Ballots	Limited Ballots
REP Dan Patrick	13	59.09%	<div style="width: 59.09%;"><div style="width: 59.09%;"></div></div>	4	8	1	0	0
DEM Mike Collier	8	36.36%	<div style="width: 36.36%;"><div style="width: 36.36%;"></div></div>	0	8	0	0	0
LIB Shanna Steele	1	4.55%	<div style="width: 4.55%;"><div style="width: 4.55%;"></div></div>	0	1	0	0	0
Total Votes Cast	22	100.00%	<div style="width: 100.00%;"><div style="width: 100.00%;"></div></div>	4	17	1	0	0
Overvotes	0			0	0	0	0	0
Undervotes	0			0	0	0	0	0
Contest Totals	22			4	17	1	0	0

### Attorney General

Vote For 1

	TOTAL	VOTE %		Election Day	Early Voting	Ballot By Mail	Provisional Ballots	Limited Ballots
REP Ken Paxton	13	59.09%	<div style="width: 59.09%;"><div style="width: 59.09%;"></div></div>	4	8	1	0	0
DEM Rochelle Mercedes Garza	8	36.36%	<div style="width: 36.36%;"><div style="width: 36.36%;"></div></div>	0	8	0	0	0
LIB Mark Ash	1	4.55%	<div style="width: 4.55%;"><div style="width: 4.55%;"></div></div>	0	1	0	0	0
Total Votes Cast	22	100.00%	<div style="width: 100.00%;"><div style="width: 100.00%;"></div></div>	4	17	1	0	0
Overvotes	0			0	0	0	0	0
Undervotes	0			0	0	0	0	0
Contest Totals	22			4	17	1	0	0

## PCT 185

### Comptroller of Public Accounts

Vote For 1

	TOTAL	VOTE %		Election Day	Early Voting	Ballot By Mail	Provisional Ballots	Limited Ballots
REP Glenn Hegar	15	68.18%		4	10	1	0	0
DEM Janet T. Dudding	7	31.82%		0	7	0	0	0
LIB V. Alonzo Echevarria-Garza	0	0.00%		0	0	0	0	0
Total Votes Cast	22	100.00%		4	17	1	0	0
Overvotes	0			0	0	0	0	0
Undervotes	0			0	0	0	0	0
Contest Totals	22			4	17	1	0	0

### Commissioner of the General Land Office

Vote For 1

	TOTAL	VOTE %		Election Day	Early Voting	Ballot By Mail	Provisional Ballots	Limited Ballots
REP Dawn Buckingham	14	63.64%		4	9	1	0	0
DEM Jay Kleberg	8	36.36%		0	8	0	0	0
GRN Alfred Molison, Jr	0	0.00%		0	0	0	0	0
Write-In Totals	0	0.00%		0	0	0	0	0
Total Votes Cast	22	100.00%		4	17	1	0	0
Overvotes	0			0	0	0	0	0
Undervotes	0			0	0	0	0	0
Contest Totals	22			4	17	1	0	0

### Commissioner of Agriculture

Vote For 1

	TOTAL	VOTE %		Election Day	Early Voting	Ballot By Mail	Provisional Ballots	Limited Ballots
REP Sid Miller	14	63.64%		4	9	1	0	0
DEM Susan Hays	8	36.36%		0	8	0	0	0
Total Votes Cast	22	100.00%		4	17	1	0	0
Overvotes	0			0	0	0	0	0
Undervotes	0			0	0	0	0	0
Contest Totals	22			4	17	1	0	0

### Railroad Commissioner

Vote For 1

	TOTAL	VOTE %		Election Day	Early Voting	Ballot By Mail	Provisional Ballots	Limited Ballots
REP Wayne Christian	13	59.09%		4	8	1	0	0
DEM Luke Warford	8	36.36%		0	8	0	0	0
LIB Jaime Andres Diez	0	0.00%		0	0	0	0	0
GRN Hunter Wayne Crow	1	4.55%		0	1	0	0	0
Total Votes Cast	22	100.00%		4	17	1	0	0
Overvotes	0			0	0	0	0	0
Undervotes	0			0	0	0	0	0
Contest Totals	22			4	17	1	0	0

## PCT 185

### Justice, Supreme Court, Place 3

Vote For 1

	TOTAL	VOTE %		Election Day	Early Voting	Ballot By Mail	Provisional Ballots	Limited Ballots
REP Debra Lehrmann	14	63.64%	<div style="width: 63.64%;"><div style="width: 63.64%;"></div></div>	4	9	1	0	0
DEM Erin A. Nowell	8	36.36%	<div style="width: 36.36%;"><div style="width: 36.36%;"></div></div>	0	8	0	0	0
LIB Thomas Edward Oxford	0	0.00%	<div style="width: 0.00%;"><div style="width: 0.00%;"></div></div>	0	0	0	0	0
Total Votes Cast	22	100.00%	<div style="width: 100.00%;"><div style="width: 100.00%;"></div></div>	4	17	1	0	0
Overvotes	0			0	0	0	0	0
Undervotes	0			0	0	0	0	0
Contest Totals	22			4	17	1	0	0

### Justice, Supreme Court, Place 5

Vote For 1

	TOTAL	VOTE %		Election Day	Early Voting	Ballot By Mail	Provisional Ballots	Limited Ballots
REP Rebeca Huddle	14	63.64%	<div style="width: 63.64%;"><div style="width: 63.64%;"></div></div>	4	9	1	0	0
DEM Amanda Reichel	8	36.36%	<div style="width: 36.36%;"><div style="width: 36.36%;"></div></div>	0	8	0	0	0
Total Votes Cast	22	100.00%	<div style="width: 100.00%;"><div style="width: 100.00%;"></div></div>	4	17	1	0	0
Overvotes	0			0	0	0	0	0
Undervotes	0			0	0	0	0	0
Contest Totals	22			4	17	1	0	0

### Justice, Supreme Court, Place 9

Vote For 1

	TOTAL	VOTE %		Election Day	Early Voting	Ballot By Mail	Provisional Ballots	Limited Ballots
REP Evan Young	14	63.64%	<div style="width: 63.64%;"><div style="width: 63.64%;"></div></div>	4	9	1	0	0
DEM Julia Maldonado	8	36.36%	<div style="width: 36.36%;"><div style="width: 36.36%;"></div></div>	0	8	0	0	0
Total Votes Cast	22	100.00%	<div style="width: 100.00%;"><div style="width: 100.00%;"></div></div>	4	17	1	0	0
Overvotes	0			0	0	0	0	0
Undervotes	0			0	0	0	0	0
Contest Totals	22			4	17	1	0	0

### Judge, Court of Criminal Appeals, Place 5

Vote For 1

	TOTAL	VOTE %		Election Day	Early Voting	Ballot By Mail	Provisional Ballots	Limited Ballots
REP Scott Walker	14	63.64%	<div style="width: 63.64%;"><div style="width: 63.64%;"></div></div>	4	9	1	0	0
DEM Dana Huffman	8	36.36%	<div style="width: 36.36%;"><div style="width: 36.36%;"></div></div>	0	8	0	0	0
Total Votes Cast	22	100.00%	<div style="width: 100.00%;"><div style="width: 100.00%;"></div></div>	4	17	1	0	0
Overvotes	0			0	0	0	0	0
Undervotes	0			0	0	0	0	0
Contest Totals	22			4	17	1	0	0



## PCT 185

### Judge, Court of Criminal Appeals, Place 6

Vote For 1

	TOTAL	VOTE %		Election Day	Early Voting	Ballot By Mail	Provisional Ballots	Limited Ballots
REP Jesse F. McClure, III	14	63.64%		4	9	1	0	0
DEM Robert Johnson	8	36.36%		0	8	0	0	0
Total Votes Cast	22	100.00%		4	17	1	0	0
Overvotes	0			0	0	0	0	0
Undervotes	0			0	0	0	0	0
Contest Totals	22			4	17	1	0	0

### Member, State Board of Education, District 12 CCD

Vote For 1

	TOTAL	VOTE %		Election Day	Early Voting	Ballot By Mail	Provisional Ballots	Limited Ballots
REP Pam Little	14	63.64%		4	9	1	0	0
DEM Alex Cornwallis	8	36.36%		0	8	0	0	0
LIB Christy Mowrey	0	0.00%		0	0	0	0	0
Write-In Totals	0	0.00%		0	0	0	0	0
Total Votes Cast	22	100.00%		4	17	1	0	0
Overvotes	0			0	0	0	0	0
Undervotes	0			0	0	0	0	0
Contest Totals	22			4	17	1	0	0

### State Senator, District 8

Vote For 1

	TOTAL	VOTE %		Election Day	Early Voting	Ballot By Mail	Provisional Ballots	Limited Ballots
REP Angela Paxton	13	59.09%		4	8	1	0	0
DEM Jonathan Cocks	8	36.36%		0	8	0	0	0
LIB Edward Kless	1	4.55%		0	1	0	0	0
Total Votes Cast	22	100.00%		4	17	1	0	0
Overvotes	0			0	0	0	0	0
Undervotes	0			0	0	0	0	0
Contest Totals	22			4	17	1	0	0

### State Representative, District 67

Vote For 1

	TOTAL	VOTE %		Election Day	Early Voting	Ballot By Mail	Provisional Ballots	Limited Ballots
REP Jeff Leach	15	68.18%		4	10	1	0	0
DEM Kevin Morris	7	31.82%		0	7	0	0	0
Total Votes Cast	22	100.00%		4	17	1	0	0
Overvotes	0			0	0	0	0	0
Undervotes	0			0	0	0	0	0
Contest Totals	22			4	17	1	0	0

## PCT 185

### Justice, 5th Court of Appeals District, Place 4

Vote For 1

	TOTAL	VOTE %		Election Day	Early Voting	Ballot By Mail	Provisional Ballots	Limited Ballots
REP Emily A. Miskel	14	63.64%		4	9	1	0	0
DEM Maricela Moore	8	36.36%		0	8	0	0	0
Total Votes Cast	22	100.00%		4	17	1	0	0
Overvotes	0			0	0	0	0	0
Undervotes	0			0	0	0	0	0
Contest Totals	22			4	17	1	0	0

### Justice, 5th Court of Appeals District, Place 7

Vote For 1

	TOTAL	VOTE %		Election Day	Early Voting	Ballot By Mail	Provisional Ballots	Limited Ballots
REP Kristina Williams	14	63.64%		4	9	1	0	0
DEM Nancy Kennedy	8	36.36%		0	8	0	0	0
Total Votes Cast	22	100.00%		4	17	1	0	0
Overvotes	0			0	0	0	0	0
Undervotes	0			0	0	0	0	0
Contest Totals	22			4	17	1	0	0

### County Judge CCD

Vote For 1

	TOTAL	VOTE %		Election Day	Early Voting	Ballot By Mail	Provisional Ballots	Limited Ballots
REP Chris Hill	14	63.64%		4	9	1	0	0
DEM Joshua Murray	8	36.36%		0	8	0	0	0
Total Votes Cast	22	100.00%		4	17	1	0	0
Overvotes	0			0	0	0	0	0
Undervotes	0			0	0	0	0	0
Contest Totals	22			4	17	1	0	0

### District Clerk CCD

Vote For 1

	TOTAL	VOTE %		Election Day	Early Voting	Ballot By Mail	Provisional Ballots	Limited Ballots
REP Mike Gould	14	63.64%		4	9	1	0	0
DEM David Brignac	8	36.36%		0	8	0	0	0
Total Votes Cast	22	100.00%		4	17	1	0	0
Overvotes	0			0	0	0	0	0
Undervotes	0			0	0	0	0	0
Contest Totals	22			4	17	1	0	0

**PCT 185**

**Anna ISD - Proposition A**

Vote For 1

	TOTAL	VOTE %	Election Day	Early Voting	Ballot By Mail	Provisional Ballots	Limited Ballots
For	0		0	0	0	0	0
Against	0		0	0	0	0	0
Total Votes Cast	0		0	0	0	0	0
Overvotes	0		0	0	0	0	0
Undervotes	0		0	0	0	0	0
Contest Totals	0		0	0	0	0	0

**Anna ISD - Proposition B**

Vote For 1

	TOTAL	VOTE %	Election Day	Early Voting	Ballot By Mail	Provisional Ballots	Limited Ballots
For	0		0	0	0	0	0
Against	0		0	0	0	0	0
Total Votes Cast	0		0	0	0	0	0
Overvotes	0		0	0	0	0	0
Undervotes	0		0	0	0	0	0
Contest Totals	0		0	0	0	0	0

## PCT 186

### U. S. Representative District 3

Vote For 1

	TOTAL	VOTE %		Election Day	Early Voting	Ballot By Mail	Provisional Ballots	Limited Ballots
REP Keith Self	57	83.82%		15	40	2	0	0
DEM Sandeep Srivastava	10	14.71%		3	5	2	0	0
LIB Christopher Claytor	1	1.47%		1	0	0	0	0
Total Votes Cast	68	100.00%		19	45	4	0	0
Overvotes	0			0	0	0	0	0
Undervotes	0			0	0	0	0	0
Contest Totals	68			19	45	4	0	0

### Governor

Vote For 1

	TOTAL	VOTE %		Election Day	Early Voting	Ballot By Mail	Provisional Ballots	Limited Ballots
REP Greg Abbott	54	79.41%		13	39	2	0	0
DEM Beto O'Rourke	13	19.12%		5	6	2	0	0
LIB Mark Tippetts	1	1.47%		1	0	0	0	0
GRN Delilah Barrios	0	0.00%		0	0	0	0	0
Write-In Totals	0	0.00%		0	0	0	0	0
Total Votes Cast	68	100.00%		19	45	4	0	0
Overvotes	0			0	0	0	0	0
Undervotes	0			0	0	0	0	0
Contest Totals	68			19	45	4	0	0

### Lieutenant Governor

Vote For 1

	TOTAL	VOTE %		Election Day	Early Voting	Ballot By Mail	Provisional Ballots	Limited Ballots
REP Dan Patrick	55	80.88%		13	40	2	0	0
DEM Mike Collier	12	17.65%		5	5	2	0	0
LIB Shanna Steele	1	1.47%		1	0	0	0	0
Total Votes Cast	68	100.00%		19	45	4	0	0
Overvotes	0			0	0	0	0	0
Undervotes	0			0	0	0	0	0
Contest Totals	68			19	45	4	0	0

### Attorney General

Vote For 1

	TOTAL	VOTE %		Election Day	Early Voting	Ballot By Mail	Provisional Ballots	Limited Ballots
REP Ken Paxton	53	79.10%		12	39	2	0	0
DEM Rochelle Mercedes Garza	13	19.40%		6	5	2	0	0
LIB Mark Ash	1	1.49%		1	0	0	0	0
Total Votes Cast	67	100.00%		19	44	4	0	0
Overvotes	0			0	0	0	0	0
Undervotes	1			0	1	0	0	0
Contest Totals	68			19	45	4	0	0

## PCT 186

### Comptroller of Public Accounts

Vote For 1

	TOTAL	VOTE %		Election Day	Early Voting	Ballot By Mail	Provisional Ballots	Limited Ballots
REP Glenn Hegar	56	83.58%	<div style="width: 83.58%;"><div style="width: 83.58%;"></div></div>	15	39	2	0	0
DEM Janet T. Dudding	9	13.43%	<div style="width: 13.43%;"><div style="width: 13.43%;"></div></div>	2	5	2	0	0
LIB V. Alonzo Echevarria-Garza	2	2.99%	<div style="width: 2.99%;"><div style="width: 2.99%;"></div></div>	2	0	0	0	0
Total Votes Cast	67	100.00%	<div style="width: 100.00%;"><div style="width: 100.00%;"></div></div>	19	44	4	0	0
Overvotes	0			0	0	0	0	0
Undervotes	1			0	1	0	0	0
Contest Totals	68			19	45	4	0	0

### Commissioner of the General Land Office

Vote For 1

	TOTAL	VOTE %		Election Day	Early Voting	Ballot By Mail	Provisional Ballots	Limited Ballots
REP Dawn Buckingham	56	84.85%	<div style="width: 84.85%;"><div style="width: 84.85%;"></div></div>	15	39	2	0	0
DEM Jay Kleberg	10	15.15%	<div style="width: 15.15%;"><div style="width: 15.15%;"></div></div>	3	5	2	0	0
GRN Alfred Molison, Jr	0	0.00%	<div style="width: 0.00%;"><div style="width: 0.00%;"></div></div>	0	0	0	0	0
Write-In Totals	0	0.00%	<div style="width: 0.00%;"><div style="width: 0.00%;"></div></div>	0	0	0	0	0
Total Votes Cast	66	100.00%	<div style="width: 100.00%;"><div style="width: 100.00%;"></div></div>	18	44	4	0	0
Overvotes	0			0	0	0	0	0
Undervotes	2			1	1	0	0	0
Contest Totals	68			19	45	4	0	0

### Commissioner of Agriculture

Vote For 1

	TOTAL	VOTE %		Election Day	Early Voting	Ballot By Mail	Provisional Ballots	Limited Ballots
REP Sid Miller	55	82.09%	<div style="width: 82.09%;"><div style="width: 82.09%;"></div></div>	14	39	2	0	0
DEM Susan Hays	12	17.91%	<div style="width: 17.91%;"><div style="width: 17.91%;"></div></div>	5	5	2	0	0
Total Votes Cast	67	100.00%	<div style="width: 100.00%;"><div style="width: 100.00%;"></div></div>	19	44	4	0	0
Overvotes	0			0	0	0	0	0
Undervotes	1			0	1	0	0	0
Contest Totals	68			19	45	4	0	0

### Railroad Commissioner

Vote For 1

	TOTAL	VOTE %		Election Day	Early Voting	Ballot By Mail	Provisional Ballots	Limited Ballots
REP Wayne Christian	56	83.58%	<div style="width: 83.58%;"><div style="width: 83.58%;"></div></div>	15	39	2	0	0
DEM Luke Warford	10	14.93%	<div style="width: 14.93%;"><div style="width: 14.93%;"></div></div>	3	5	2	0	0
LIB Jaime Andres Diez	1	1.49%	<div style="width: 1.49%;"><div style="width: 1.49%;"></div></div>	1	0	0	0	0
GRN Hunter Wayne Crow	0	0.00%	<div style="width: 0.00%;"><div style="width: 0.00%;"></div></div>	0	0	0	0	0
Total Votes Cast	67	100.00%	<div style="width: 100.00%;"><div style="width: 100.00%;"></div></div>	19	44	4	0	0
Overvotes	0			0	0	0	0	0
Undervotes	1			0	1	0	0	0
Contest Totals	68			19	45	4	0	0

## PCT 186

### Justice, Supreme Court, Place 3

Vote For 1

	TOTAL	VOTE %		Election Day	Early Voting	Ballot By Mail	Provisional Ballots	Limited Ballots
REP Debra Lehrmann	55	85.94%	<div style="width: 85.94%;"><div style="width: 85.94%;"></div></div>	15	38	2	0	0
DEM Erin A. Nowell	9	14.06%	<div style="width: 14.06%;"><div style="width: 14.06%;"></div></div>	2	5	2	0	0
LIB Thomas Edward Oxford	0	0.00%	<div style="width: 0.00%;"><div style="width: 0.00%;"></div></div>	0	0	0	0	0
Total Votes Cast	64	100.00%	<div style="width: 100.00%;"><div style="width: 100.00%;"></div></div>	17	43	4	0	0
Overvotes	0			0	0	0	0	0
Undervotes	4			2	2	0	0	0
Contest Totals	68			19	45	4	0	0

### Justice, Supreme Court, Place 5

Vote For 1

	TOTAL	VOTE %		Election Day	Early Voting	Ballot By Mail	Provisional Ballots	Limited Ballots
REP Rebeca Huddle	56	84.85%	<div style="width: 84.85%;"><div style="width: 84.85%;"></div></div>	15	39	2	0	0
DEM Amanda Reichek	10	15.15%	<div style="width: 15.15%;"><div style="width: 15.15%;"></div></div>	3	5	2	0	0
Total Votes Cast	66	100.00%	<div style="width: 100.00%;"><div style="width: 100.00%;"></div></div>	18	44	4	0	0
Overvotes	0			0	0	0	0	0
Undervotes	2			1	1	0	0	0
Contest Totals	68			19	45	4	0	0

### Justice, Supreme Court, Place 9

Vote For 1

	TOTAL	VOTE %		Election Day	Early Voting	Ballot By Mail	Provisional Ballots	Limited Ballots
REP Evan Young	57	86.36%	<div style="width: 86.36%;"><div style="width: 86.36%;"></div></div>	15	40	2	0	0
DEM Julia Maldonado	9	13.64%	<div style="width: 13.64%;"><div style="width: 13.64%;"></div></div>	3	4	2	0	0
Total Votes Cast	66	100.00%	<div style="width: 100.00%;"><div style="width: 100.00%;"></div></div>	18	44	4	0	0
Overvotes	0			0	0	0	0	0
Undervotes	2			1	1	0	0	0
Contest Totals	68			19	45	4	0	0

### Judge, Court of Criminal Appeals, Place 5

Vote For 1

	TOTAL	VOTE %		Election Day	Early Voting	Ballot By Mail	Provisional Ballots	Limited Ballots
REP Scott Walker	56	84.85%	<div style="width: 84.85%;"><div style="width: 84.85%;"></div></div>	15	39	2	0	0
DEM Dana Huffman	10	15.15%	<div style="width: 15.15%;"><div style="width: 15.15%;"></div></div>	3	5	2	0	0
Total Votes Cast	66	100.00%	<div style="width: 100.00%;"><div style="width: 100.00%;"></div></div>	18	44	4	0	0
Overvotes	0			0	0	0	0	0
Undervotes	2			1	1	0	0	0
Contest Totals	68			19	45	4	0	0

## PCT 186

### Judge, Court of Criminal Appeals, Place 6

Vote For 1

	TOTAL	VOTE %		Election Day	Early Voting	Ballot By Mail	Provisional Ballots	Limited Ballots
REP Jesse F. McClure, III	56	84.85%	<div style="width: 84.85%;"><div style="width: 84.85%;"></div></div>	15	39	2	0	0
DEM Robert Johnson	10	15.15%	<div style="width: 15.15%;"><div style="width: 15.15%;"></div></div>	3	5	2	0	0
Total Votes Cast	66	100.00%	<div style="width: 100%;"><div style="width: 100%;"></div></div>	18	44	4	0	0
Overvotes	0			0	0	0	0	0
Undervotes	2			1	1	0	0	0
Contest Totals	68			19	45	4	0	0

### Member, State Board of Education, District 12 CCD

Vote For 1

	TOTAL	VOTE %		Election Day	Early Voting	Ballot By Mail	Provisional Ballots	Limited Ballots
REP Pam Little	55	84.62%	<div style="width: 84.62%;"><div style="width: 84.62%;"></div></div>	14	39	2	0	0
DEM Alex Cornwallis	10	15.38%	<div style="width: 15.38%;"><div style="width: 15.38%;"></div></div>	3	5	2	0	0
LIB Christy Mowrey	0	0.00%	<div style="width: 0%;"><div style="width: 0%;"></div></div>	0	0	0	0	0
Write-In Totals	0	0.00%	<div style="width: 0%;"><div style="width: 0%;"></div></div>	0	0	0	0	0
Total Votes Cast	65	100.00%	<div style="width: 100%;"><div style="width: 100%;"></div></div>	17	44	4	0	0
Overvotes	0			0	0	0	0	0
Undervotes	3			2	1	0	0	0
Contest Totals	68			19	45	4	0	0

### State Senator, District 8

Vote For 1

	TOTAL	VOTE %		Election Day	Early Voting	Ballot By Mail	Provisional Ballots	Limited Ballots
REP Angela Paxton	54	81.82%	<div style="width: 81.82%;"><div style="width: 81.82%;"></div></div>	13	39	2	0	0
DEM Jonathan Cocks	11	16.67%	<div style="width: 16.67%;"><div style="width: 16.67%;"></div></div>	4	5	2	0	0
LIB Edward Kless	1	1.52%	<div style="width: 1.52%;"><div style="width: 1.52%;"></div></div>	1	0	0	0	0
Total Votes Cast	66	100.00%	<div style="width: 100%;"><div style="width: 100%;"></div></div>	18	44	4	0	0
Overvotes	0			0	0	0	0	0
Undervotes	2			1	1	0	0	0
Contest Totals	68			19	45	4	0	0

### State Representative, District 67

Vote For 1

	TOTAL	VOTE %		Election Day	Early Voting	Ballot By Mail	Provisional Ballots	Limited Ballots
REP Jeff Leach	55	83.33%	<div style="width: 83.33%;"><div style="width: 83.33%;"></div></div>	14	39	2	0	0
DEM Kevin Morris	11	16.67%	<div style="width: 16.67%;"><div style="width: 16.67%;"></div></div>	4	5	2	0	0
Total Votes Cast	66	100.00%	<div style="width: 100%;"><div style="width: 100%;"></div></div>	18	44	4	0	0
Overvotes	0			0	0	0	0	0
Undervotes	2			1	1	0	0	0
Contest Totals	68			19	45	4	0	0

## PCT 186

### Justice, 5th Court of Appeals District, Place 4

Vote For 1

	TOTAL	VOTE %		Election Day	Early Voting	Ballot By Mail	Provisional Ballots	Limited Ballots
REP Emily A. Miskel	56	84.85%		15	39	2	0	0
DEM Maricela Moore	10	15.15%		3	5	2	0	0
Total Votes Cast	66	100.00%		18	44	4	0	0
Overvotes	0			0	0	0	0	0
Undervotes	2			1	1	0	0	0
Contest Totals	68			19	45	4	0	0

### Justice, 5th Court of Appeals District, Place 7

Vote For 1

	TOTAL	VOTE %		Election Day	Early Voting	Ballot By Mail	Provisional Ballots	Limited Ballots
REP Kristina Williams	54	84.38%		14	38	2	0	0
DEM Nancy Kennedy	10	15.62%		3	5	2	0	0
Total Votes Cast	64	100.00%		17	43	4	0	0
Overvotes	0			0	0	0	0	0
Undervotes	4			2	2	0	0	0
Contest Totals	68			19	45	4	0	0

### County Judge CCD

Vote For 1

	TOTAL	VOTE %		Election Day	Early Voting	Ballot By Mail	Provisional Ballots	Limited Ballots
REP Chris Hill	54	80.60%		14	38	2	0	0
DEM Joshua Murray	13	19.40%		4	7	2	0	0
Total Votes Cast	67	100.00%		18	45	4	0	0
Overvotes	0			0	0	0	0	0
Undervotes	1			1	0	0	0	0
Contest Totals	68			19	45	4	0	0

### District Clerk CCD

Vote For 1




	TOTAL	VOTE %		Election Day	Early Voting	Ballot By Mail	Provisional Ballots	Limited Ballots
REP Mike Gould	55	83.33%		14	39	2	0	0
DEM David Brignac	11	16.67%		4	5	2	0	0
Total Votes Cast	66	100.00%		18	44	4	0	0
Overvotes	0			0	0	0	0	0
Undervotes	2			1	1	0	0	0
Contest Totals	68			19	45	4	0	0



## PCT 186

### Justice of the Peace, Precinct 2

Vote For 1

	TOTAL	VOTE %		Election Day	Early Voting	Ballot By Mail	Provisional Ballots	Limited Ballots
REP Ellen Skinner	56	83.58%		15	39	2	0	0
DEM Jennifer McKenzie	11	16.42%		4	5	2	0	0
Total Votes Cast	67	100.00%		19	44	4	0	0
Overvotes	0			0	0	0	0	0
Undervotes	1			0	1	0	0	0
Contest Totals	68			19	45	4	0	0

## PCT 187

### U. S. Representative District 3

Vote For 1

	TOTAL	VOTE %	Election Day	Early Voting	Ballot By Mail	Provisional Ballots	Limited Ballots
REP Keith Self	300	89.55%	116	181	3	0	0
DEM Sandeep Srivastava	32	9.55%	12	18	2	0	0
LIB Christopher Claytor	3	0.90%	0	2	1	0	0
Total Votes Cast	335	100.00%	128	201	6	0	0
Overvotes	0		0	0	0	0	0
Undervotes	2		1	1	0	0	0
Contest Totals	337		129	202	6	0	0

### Governor

Vote For 1

	TOTAL	VOTE %	Election Day	Early Voting	Ballot By Mail	Provisional Ballots	Limited Ballots
REP Greg Abbott	303	89.91%	116	184	3	0	0
DEM Beto O'Rourke	34	10.09%	13	18	3	0	0
LIB Mark Tippetts	0	0.00%	0	0	0	0	0
GRN Delilah Barrios	0	0.00%	0	0	0	0	0
Write-In Totals	0	0.00%	0	0	0	0	0
Total Votes Cast	337	100.00%	129	202	6	0	0
Overvotes	0		0	0	0	0	0
Undervotes	0		0	0	0	0	0
Contest Totals	337		129	202	6	0	0

### Lieutenant Governor

Vote For 1

	TOTAL	VOTE %	Election Day	Early Voting	Ballot By Mail	Provisional Ballots	Limited Ballots
REP Dan Patrick	297	88.92%	113	181	3	0	0
DEM Mike Collier	32	9.58%	13	16	3	0	0
LIB Shanna Steele	5	1.50%	2	3	0	0	0
Total Votes Cast	334	100.00%	128	200	6	0	0
Overvotes	0		0	0	0	0	0
Undervotes	3		1	2	0	0	0
Contest Totals	337		129	202	6	0	0

### Attorney General

Vote For 1

	TOTAL	VOTE %	Election Day	Early Voting	Ballot By Mail	Provisional Ballots	Limited Ballots
REP Ken Paxton	292	87.43%	110	179	3	0	0
DEM Rochelle Mercedes Garza	32	9.58%	13	17	2	0	0
LIB Mark Ash	10	2.99%	6	3	1	0	0
Total Votes Cast	334	100.00%	129	199	6	0	0
Overvotes	0		0	0	0	0	0
Undervotes	3		0	3	0	0	0
Contest Totals	337		129	202	6	0	0

## PCT 187

### Comptroller of Public Accounts

Vote For 1

	TOTAL	VOTE %	Election Day	Early Voting	Ballot By Mail	Provisional Ballots	Limited Ballots
REP Glenn Hegar	299	90.06%	114	182	3	0	0
DEM Janet T. Dudding	33	9.94%	14	16	3	0	0
LIB V. Alonzo Echevarria-Garza	0	0.00%	0	0	0	0	0
Total Votes Cast	332	100.00%	128	198	6	0	0
Overvotes	0		0	0	0	0	0
Undervotes	5		1	4	0	0	0
Contest Totals	337		129	202	6	0	0

### Commissioner of the General Land Office

Vote For 1

	TOTAL	VOTE %	Election Day	Early Voting	Ballot By Mail	Provisional Ballots	Limited Ballots
REP Dawn Buckingham	298	89.22%	113	183	2	0	0
DEM Jay Kleberg	35	10.48%	16	15	4	0	0
GRN Alfred Molison, Jr	1	0.30%	0	1	0	0	0
Write-In Totals	0	0.00%	0	0	0	0	0
Total Votes Cast	334	100.00%	129	199	6	0	0
Overvotes	0		0	0	0	0	0
Undervotes	3		0	3	0	0	0
Contest Totals	337		129	202	6	0	0

### Commissioner of Agriculture

Vote For 1

	TOTAL	VOTE %	Election Day	Early Voting	Ballot By Mail	Provisional Ballots	Limited Ballots
REP Sid Miller	301	89.85%	117	182	2	0	0
DEM Susan Hays	34	10.15%	12	18	4	0	0
Total Votes Cast	335	100.00%	129	200	6	0	0
Overvotes	0		0	0	0	0	0
Undervotes	2		0	2	0	0	0
Contest Totals	337		129	202	6	0	0

### Railroad Commissioner

Vote For 1

	TOTAL	VOTE %	Election Day	Early Voting	Ballot By Mail	Provisional Ballots	Limited Ballots
REP Wayne Christian	294	88.55%	111	180	3	0	0
DEM Luke Warford	32	9.64%	14	16	2	0	0
LIB Jaime Andres Diez	4	1.20%	2	1	1	0	0
GRN Hunter Wayne Crow	2	0.60%	1	1	0	0	0
Total Votes Cast	332	100.00%	128	198	6	0	0
Overvotes	0		0	0	0	0	0
Undervotes	5		1	4	0	0	0
Contest Totals	337		129	202	6	0	0

## PCT 187

### Justice, Supreme Court, Place 3

Vote For 1

	TOTAL	VOTE %	Election Day	Early Voting	Ballot By Mail	Provisional Ballots	Limited Ballots
REP Debra Lehrmann	297	89.46%	114	180	3	0	0
DEM Erin A. Nowell	33	9.94%	13	17	3	0	0
LIB Thomas Edward Oxford	2	0.60%	1	1	0	0	0
Total Votes Cast	332	100.00%	128	198	6	0	0
Overvotes	0		0	0	0	0	0
Undervotes	5		1	4	0	0	0
Contest Totals	337		129	202	6	0	0

### Justice, Supreme Court, Place 5

Vote For 1

	TOTAL	VOTE %	Election Day	Early Voting	Ballot By Mail	Provisional Ballots	Limited Ballots
REP Rebeca Huddle	298	90.03%	115	181	2	0	0
DEM Amanda Reichel	33	9.97%	13	17	3	0	0
Total Votes Cast	331	100.00%	128	198	5	0	0
Overvotes	0		0	0	0	0	0
Undervotes	6		1	4	1	0	0
Contest Totals	337		129	202	6	0	0

### Justice, Supreme Court, Place 9

Vote For 1

	TOTAL	VOTE %	Election Day	Early Voting	Ballot By Mail	Provisional Ballots	Limited Ballots
REP Evan Young	296	89.43%	116	178	2	0	0
DEM Julia Maldonado	35	10.57%	12	19	4	0	0
Total Votes Cast	331	100.00%	128	197	6	0	0
Overvotes	0		0	0	0	0	0
Undervotes	6		1	5	0	0	0
Contest Totals	337		129	202	6	0	0

### Judge, Court of Criminal Appeals, Place 5

Vote For 1

	TOTAL	VOTE %	Election Day	Early Voting	Ballot By Mail	Provisional Ballots	Limited Ballots
REP Scott Walker	297	89.46%	113	181	3	0	0
DEM Dana Huffman	35	10.54%	15	17	3	0	0
Total Votes Cast	332	100.00%	128	198	6	0	0
Overvotes	0		0	0	0	0	0
Undervotes	5		1	4	0	0	0
Contest Totals	337		129	202	6	0	0

## PCT 187

### Judge, Court of Criminal Appeals, Place 6

Vote For 1

	TOTAL	VOTE %	Election Day	Early Voting	Ballot By Mail	Provisional Ballots	Limited Ballots
REP Jesse F. McClure, III	297	89.46%	114	181	2	0	0
DEM Robert Johnson	35	10.54%	14	17	4	0	0
Total Votes Cast	332	100.00%	128	198	6	0	0
Overvotes	0		0	0	0	0	0
Undervotes	5		1	4	0	0	0
Contest Totals	337		129	202	6	0	0

### Member, State Board of Education, District 12 CCD

Vote For 1

	TOTAL	VOTE %	Election Day	Early Voting	Ballot By Mail	Provisional Ballots	Limited Ballots
REP Pam Little	293	88.52%	113	177	3	0	0
DEM Alex Cornwallis	30	9.06%	12	16	2	0	0
LIB Christy Mowrey	8	2.42%	2	5	1	0	0
Write-In Totals	0	0.00%	0	0	0	0	0
Total Votes Cast	331	100.00%	127	198	6	0	0
Overvotes	0		0	0	0	0	0
Undervotes	6		2	4	0	0	0
Contest Totals	337		129	202	6	0	0

### State Senator, District 8

Vote For 1

	TOTAL	VOTE %	Election Day	Early Voting	Ballot By Mail	Provisional Ballots	Limited Ballots
REP Angela Paxton	282	86.24%	107	173	2	0	0
DEM Jonathan Cocks	38	11.62%	17	19	2	0	0
LIB Edward Kless	7	2.14%	1	5	1	0	0
Total Votes Cast	327	100.00%	125	197	5	0	0
Overvotes	0		0	0	0	0	0
Undervotes	10		4	5	1	0	0
Contest Totals	337		129	202	6	0	0

### State Representative, District 67

Vote For 1

	TOTAL	VOTE %	Election Day	Early Voting	Ballot By Mail	Provisional Ballots	Limited Ballots
REP Jeff Leach	294	89.09%	112	180	2	0	0
DEM Kevin Morris	36	10.91%	15	17	4	0	0
Total Votes Cast	330	100.00%	127	197	6	0	0
Overvotes	0		0	0	0	0	0
Undervotes	7		2	5	0	0	0
Contest Totals	337		129	202	6	0	0

## PCT 187

### Justice, 5th Court of Appeals District, Place 4

Vote For 1

	TOTAL	VOTE %	Election Day	Early Voting	Ballot By Mail	Provisional Ballots	Limited Ballots
REP Emily A. Miskel	295	89.67%	112	180	3	0	0
DEM Maricela Moore	34	10.33%	14	17	3	0	0
Total Votes Cast	329	100.00%	126	197	6	0	0
Overvotes	0		0	0	0	0	0
Undervotes	8		3	5	0	0	0
Contest Totals	337		129	202	6	0	0

### Justice, 5th Court of Appeals District, Place 7

Vote For 1

	TOTAL	VOTE %	Election Day	Early Voting	Ballot By Mail	Provisional Ballots	Limited Ballots
REP Kristina Williams	294	88.82%	111	181	2	0	0
DEM Nancy Kennedy	37	11.18%	16	17	4	0	0
Total Votes Cast	331	100.00%	127	198	6	0	0
Overvotes	0		0	0	0	0	0
Undervotes	6		2	4	0	0	0
Contest Totals	337		129	202	6	0	0

### County Judge CCD

Vote For 1

	TOTAL	VOTE %	Election Day	Early Voting	Ballot By Mail	Provisional Ballots	Limited Ballots
REP Chris Hill	296	89.43%	114	179	3	0	0
DEM Joshua Murray	35	10.57%	14	18	3	0	0
Total Votes Cast	331	100.00%	128	197	6	0	0
Overvotes	0		0	0	0	0	0
Undervotes	6		1	5	0	0	0
Contest Totals	337		129	202	6	0	0

### District Clerk CCD




Vote For 1

	TOTAL	VOTE %	Election Day	Early Voting	Ballot By Mail	Provisional Ballots	Limited Ballots
REP Mike Gould	301	90.39%	115	183	3	0	0
DEM David Brignac	32	9.61%	12	17	3	0	0
Total Votes Cast	333	100.00%	127	200	6	0	0
Overvotes	0		0	0	0	0	0
Undervotes	4		2	2	0	0	0
Contest Totals	337		129	202	6	0	0

## PCT 187

### Justice of the Peace, Precinct 2

Vote For 1

	TOTAL	VOTE %	Election Day	Early Voting	Ballot By Mail	Provisional Ballots	Limited Ballots
REP Ellen Skinner	295	89.67% 	112	180	3	0	0
DEM Jennifer McKenzie	34	10.33% 	14	17	3	0	0
Total Votes Cast	329	100.00% 	126	197	6	0	0
Overvotes	0		0	0	0	0	0
Undervotes	8		3	5	0	0	0
Contest Totals	337		129	202	6	0	0

### Princeton ISD - Trustees

Vote For 2

	TOTAL	VOTE %	Election Day	Early Voting	Ballot By Mail	Provisional Ballots	Limited Ballots
Julia Schmoker	0		0	0	0	0	0
Starla Sharpe	0		0	0	0	0	0
Tim Tidwell	0		0	0	0	0	0
John A Campbell	0		0	0	0	0	0
Total Votes Cast	0		0	0	0	0	0
Overvotes	0		0	0	0	0	0
Undervotes	2		0	2	0	0	0
Contest Totals	2		0	2	0	0	0

## PCT 188

### U. S. Representative District 3

Vote For 1

	TOTAL	VOTE %		Election Day	Early Voting	Ballot By Mail	Provisional Ballots	Limited Ballots
REP Keith Self	32	82.05%		6	26	0	0	0
DEM Sandeep Srivastava	5	12.82%		0	5	0	0	0
LIB Christopher Claytor	2	5.13%		0	2	0	0	0
Total Votes Cast	39	100.00%		6	33	0	0	0
Overvotes	0			0	0	0	0	0
Undervotes	2			0	2	0	0	0
Contest Totals	41			6	35	0	0	0

### Governor

Vote For 1

	TOTAL	VOTE %		Election Day	Early Voting	Ballot By Mail	Provisional Ballots	Limited Ballots
REP Greg Abbott	35	87.50%		6	29	0	0	0
DEM Beto O'Rourke	5	12.50%		0	5	0	0	0
LIB Mark Tippetts	0	0.00%		0	0	0	0	0
GRN Delilah Barrios	0	0.00%		0	0	0	0	0
Write-In Totals	0	0.00%		0	0	0	0	0
Total Votes Cast	40	100.00%		6	34	0	0	0
Overvotes	0			0	0	0	0	0
Undervotes	1			0	1	0	0	0
Contest Totals	41			6	35	0	0	0

### Lieutenant Governor

Vote For 1

	TOTAL	VOTE %		Election Day	Early Voting	Ballot By Mail	Provisional Ballots	Limited Ballots
REP Dan Patrick	35	85.37%		6	29	0	0	0
DEM Mike Collier	6	14.63%		0	6	0	0	0
LIB Shanna Steele	0	0.00%		0	0	0	0	0
Total Votes Cast	41	100.00%		6	35	0	0	0
Overvotes	0			0	0	0	0	0
Undervotes	0			0	0	0	0	0
Contest Totals	41			6	35	0	0	0

### Attorney General

Vote For 1

	TOTAL	VOTE %		Election Day	Early Voting	Ballot By Mail	Provisional Ballots	Limited Ballots
REP Ken Paxton	31	77.50%		6	25	0	0	0
DEM Rochelle Mercedes Garza	7	17.50%		0	7	0	0	0
LIB Mark Ash	2	5.00%		0	2	0	0	0
Total Votes Cast	40	100.00%		6	34	0	0	0
Overvotes	0			0	0	0	0	0
Undervotes	1			0	1	0	0	0
Contest Totals	41			6	35	0	0	0



## PCT 188

### Comptroller of Public Accounts

Vote For 1

	TOTAL	VOTE %		Election Day	Early Voting	Ballot By Mail	Provisional Ballots	Limited Ballots
REP Glenn Hegar	35	87.50%	<div style="width: 87.5%;"><div style="width: 87.5%;"></div></div>	6	29	0	0	0
DEM Janet T. Dudding	5	12.50%	<div style="width: 12.5%;"><div style="width: 12.5%;"></div></div>	0	5	0	0	0
LIB V. Alonzo Echevarria-Garza	0	0.00%	<div style="width: 0%;"><div style="width: 0%;"></div></div>	0	0	0	0	0
Total Votes Cast	40	100.00%	<div style="width: 100%;"><div style="width: 100%;"></div></div>	6	34	0	0	0
Overvotes	0			0	0	0	0	0
Undervotes	1			0	1	0	0	0
Contest Totals	41			6	35	0	0	0

### Commissioner of the General Land Office

Vote For 1

	TOTAL	VOTE %		Election Day	Early Voting	Ballot By Mail	Provisional Ballots	Limited Ballots
REP Dawn Buckingham	35	87.50%	<div style="width: 87.5%;"><div style="width: 87.5%;"></div></div>	6	29	0	0	0
DEM Jay Kleberg	5	12.50%	<div style="width: 12.5%;"><div style="width: 12.5%;"></div></div>	0	5	0	0	0
GRN Alfred Molison, Jr	0	0.00%	<div style="width: 0%;"><div style="width: 0%;"></div></div>	0	0	0	0	0
Write-In Totals	0	0.00%	<div style="width: 0%;"><div style="width: 0%;"></div></div>	0	0	0	0	0
Total Votes Cast	40	100.00%	<div style="width: 100%;"><div style="width: 100%;"></div></div>	6	34	0	0	0
Overvotes	0			0	0	0	0	0
Undervotes	1			0	1	0	0	0
Contest Totals	41			6	35	0	0	0

### Commissioner of Agriculture

Vote For 1

	TOTAL	VOTE %		Election Day	Early Voting	Ballot By Mail	Provisional Ballots	Limited Ballots
REP Sid Miller	36	87.80%	<div style="width: 87.8%;"><div style="width: 87.8%;"></div></div>	6	30	0	0	0
DEM Susan Hays	5	12.20%	<div style="width: 12.2%;"><div style="width: 12.2%;"></div></div>	0	5	0	0	0
Total Votes Cast	41	100.00%	<div style="width: 100%;"><div style="width: 100%;"></div></div>	6	35	0	0	0
Overvotes	0			0	0	0	0	0
Undervotes	0			0	0	0	0	0
Contest Totals	41			6	35	0	0	0

### Railroad Commissioner

Vote For 1

	TOTAL	VOTE %		Election Day	Early Voting	Ballot By Mail	Provisional Ballots	Limited Ballots
REP Wayne Christian	35	85.37%	<div style="width: 85.37%;"><div style="width: 85.37%;"></div></div>	6	29	0	0	0
DEM Luke Warford	5	12.20%	<div style="width: 12.2%;"><div style="width: 12.2%;"></div></div>	0	5	0	0	0
LIB Jaime Andres Diez	0	0.00%	<div style="width: 0%;"><div style="width: 0%;"></div></div>	0	0	0	0	0
GRN Hunter Wayne Crow	1	2.44%	<div style="width: 2.44%;"><div style="width: 2.44%;"></div></div>	0	1	0	0	0
Total Votes Cast	41	100.00%	<div style="width: 100%;"><div style="width: 100%;"></div></div>	6	35	0	0	0
Overvotes	0			0	0	0	0	0
Undervotes	0			0	0	0	0	0
Contest Totals	41			6	35	0	0	0

## PCT 188

### Justice, Supreme Court, Place 3

Vote For 1

	TOTAL	VOTE %		Election Day	Early Voting	Ballot By Mail	Provisional Ballots	Limited Ballots
REP Debra Lehrmann	33	84.62%	<div style="width: 84.62%;"><div style="width: 84.62%;"></div></div>	6	27	0	0	0
DEM Erin A. Nowell	5	12.82%	<div style="width: 12.82%;"><div style="width: 12.82%;"></div></div>	0	5	0	0	0
LIB Thomas Edward Oxford	1	2.56%	<div style="width: 2.56%;"><div style="width: 2.56%;"></div></div>	0	1	0	0	0
Total Votes Cast	39	100.00%	<div style="width: 100.00%;"><div style="width: 100.00%;"></div></div>	6	33	0	0	0
Overvotes	0			0	0	0	0	0
Undervotes	2			0	2	0	0	0
Contest Totals	41			6	35	0	0	0

### Justice, Supreme Court, Place 5

Vote For 1

	TOTAL	VOTE %		Election Day	Early Voting	Ballot By Mail	Provisional Ballots	Limited Ballots
REP Rebeca Huddle	34	87.18%	<div style="width: 87.18%;"><div style="width: 87.18%;"></div></div>	6	28	0	0	0
DEM Amanda Reichel	5	12.82%	<div style="width: 12.82%;"><div style="width: 12.82%;"></div></div>	0	5	0	0	0
Total Votes Cast	39	100.00%	<div style="width: 100.00%;"><div style="width: 100.00%;"></div></div>	6	33	0	0	0
Overvotes	0			0	0	0	0	0
Undervotes	2			0	2	0	0	0
Contest Totals	41			6	35	0	0	0

### Justice, Supreme Court, Place 9

Vote For 1

	TOTAL	VOTE %		Election Day	Early Voting	Ballot By Mail	Provisional Ballots	Limited Ballots
REP Evan Young	34	87.18%	<div style="width: 87.18%;"><div style="width: 87.18%;"></div></div>	6	28	0	0	0
DEM Julia Maldonado	5	12.82%	<div style="width: 12.82%;"><div style="width: 12.82%;"></div></div>	0	5	0	0	0
Total Votes Cast	39	100.00%	<div style="width: 100.00%;"><div style="width: 100.00%;"></div></div>	6	33	0	0	0
Overvotes	0			0	0	0	0	0
Undervotes	2			0	2	0	0	0
Contest Totals	41			6	35	0	0	0

### Judge, Court of Criminal Appeals, Place 5

Vote For 1

	TOTAL	VOTE %		Election Day	Early Voting	Ballot By Mail	Provisional Ballots	Limited Ballots
REP Scott Walker	33	84.62%	<div style="width: 84.62%;"><div style="width: 84.62%;"></div></div>	6	27	0	0	0
DEM Dana Huffman	6	15.38%	<div style="width: 15.38%;"><div style="width: 15.38%;"></div></div>	0	6	0	0	0
Total Votes Cast	39	100.00%	<div style="width: 100.00%;"><div style="width: 100.00%;"></div></div>	6	33	0	0	0
Overvotes	0			0	0	0	0	0
Undervotes	2			0	2	0	0	0
Contest Totals	41			6	35	0	0	0

## PCT 188

### Judge, Court of Criminal Appeals, Place 6

Vote For 1

	TOTAL	VOTE %		Election Day	Early Voting	Ballot By Mail	Provisional Ballots	Limited Ballots
REP Jesse F. McClure, III	35	87.50%		6	29	0	0	0
DEM Robert Johnson	5	12.50%		0	5	0	0	0
Total Votes Cast	40	100.00%		6	34	0	0	0
Overvotes	0			0	0	0	0	0
Undervotes	1			0	1	0	0	0
Contest Totals	41			6	35	0	0	0

### Member, State Board of Education, District 12 CCD

Vote For 1

	TOTAL	VOTE %		Election Day	Early Voting	Ballot By Mail	Provisional Ballots	Limited Ballots
REP Pam Little	33	84.62%		6	27	0	0	0
DEM Alex Cornwallis	5	12.82%		0	5	0	0	0
LIB Christy Mowrey	1	2.56%		0	1	0	0	0
Write-In Totals	0	0.00%		0	0	0	0	0
Total Votes Cast	39	100.00%		6	33	0	0	0
Overvotes	0			0	0	0	0	0
Undervotes	2			0	2	0	0	0
Contest Totals	41			6	35	0	0	0

### State Senator, District 8

Vote For 1

	TOTAL	VOTE %		Election Day	Early Voting	Ballot By Mail	Provisional Ballots	Limited Ballots
REP Angela Paxton	31	81.58%		6	25	0	0	0
DEM Jonathan Cocks	6	15.79%		0	6	0	0	0
LIB Edward Kless	1	2.63%		0	1	0	0	0
Total Votes Cast	38	100.00%		6	32	0	0	0
Overvotes	0			0	0	0	0	0
Undervotes	3			0	3	0	0	0
Contest Totals	41			6	35	0	0	0

### State Representative, District 67

Vote For 1

	TOTAL	VOTE %		Election Day	Early Voting	Ballot By Mail	Provisional Ballots	Limited Ballots
REP Jeff Leach	34	87.18%		6	28	0	0	0
DEM Kevin Morris	5	12.82%		0	5	0	0	0
Total Votes Cast	39	100.00%		6	33	0	0	0
Overvotes	0			0	0	0	0	0
Undervotes	2			0	2	0	0	0
Contest Totals	41			6	35	0	0	0

## PCT 188

### Justice, 5th Court of Appeals District, Place 4

Vote For 1

	TOTAL	VOTE %	Election Day	Early Voting	Ballot By Mail	Provisional Ballots	Limited Ballots
REP Emily A. Miskel	33	86.84%	6	27	0	0	0
DEM Maricela Moore	5	13.16%	0	5	0	0	0
Total Votes Cast	38	100.00%	6	32	0	0	0
Overvotes	0		0	0	0	0	0
Undervotes	3		0	3	0	0	0
Contest Totals	41		6	35	0	0	0

### Justice, 5th Court of Appeals District, Place 7

Vote For 1

	TOTAL	VOTE %	Election Day	Early Voting	Ballot By Mail	Provisional Ballots	Limited Ballots
REP Kristina Williams	33	86.84%	6	27	0	0	0
DEM Nancy Kennedy	5	13.16%	0	5	0	0	0
Total Votes Cast	38	100.00%	6	32	0	0	0
Overvotes	0		0	0	0	0	0
Undervotes	3		0	3	0	0	0
Contest Totals	41		6	35	0	0	0

### County Judge CCD

Vote For 1

	TOTAL	VOTE %	Election Day	Early Voting	Ballot By Mail	Provisional Ballots	Limited Ballots
REP Chris Hill	33	86.84%	6	27	0	0	0
DEM Joshua Murray	5	13.16%	0	5	0	0	0
Total Votes Cast	38	100.00%	6	32	0	0	0
Overvotes	0		0	0	0	0	0
Undervotes	3		0	3	0	0	0
Contest Totals	41		6	35	0	0	0

### District Clerk CCD

Vote For 1

	TOTAL	VOTE %	Election Day	Early Voting	Ballot By Mail	Provisional Ballots	Limited Ballots
REP Mike Gould	33	86.84%	6	27	0	0	0
DEM David Brignac	5	13.16%	0	5	0	0	0
Total Votes Cast	38	100.00%	6	32	0	0	0
Overvotes	0		0	0	0	0	0
Undervotes	3		0	3	0	0	0
Contest Totals	41		6	35	0	0	0

**PCT 188**

**Anna ISD - Proposition A**

Vote For 1

	TOTAL	VOTE %		Election Day	Early Voting	Ballot By Mail	Provisional Ballots	Limited Ballots
For	5	26.32%		0	5	0	0	0
Against	14	73.68%		2	12	0	0	0
Total Votes Cast	19	100.00%		2	17	0	0	0
Overvotes	0			0	0	0	0	0
Undervotes	0			0	0	0	0	0
Contest Totals	19			2	17	0	0	0

**Anna ISD - Proposition B**

Vote For 1

	TOTAL	VOTE %		Election Day	Early Voting	Ballot By Mail	Provisional Ballots	Limited Ballots
For	3	16.67%		0	3	0	0	0
Against	15	83.33%		2	13	0	0	0
Total Votes Cast	18	100.00%		2	16	0	0	0
Overvotes	0			0	0	0	0	0
Undervotes	1			0	1	0	0	0
Contest Totals	19			2	17	0	0	0

## PCT 189

### U. S. Representative District 3

Vote For 1

	TOTAL	VOTE %	Election Day	Early Voting	Ballot By Mail	Provisional Ballots	Limited Ballots
REP Keith Self	360	83.72%	122	229	8	1	0
DEM Sandeep Srivastava	61	14.19%	11	50	0	0	0
LIB Christopher Claytor	9	2.09%	4	5	0	0	0
Total Votes Cast	430	100.00%	137	284	8	1	0
Overvotes	0		0	0	0	0	0
Undervotes	10		3	4	3	0	0
Contest Totals	440		140	288	11	1	0

### Governor

Vote For 1

	TOTAL	VOTE %	Election Day	Early Voting	Ballot By Mail	Provisional Ballots	Limited Ballots
REP Greg Abbott	366	83.56%	120	235	10	1	0
DEM Beto O'Rourke	64	14.61%	14	50	0	0	0
LIB Mark Tippetts	6	1.37%	4	2	0	0	0
GRN Delilah Barrios	2	0.46%	2	0	0	0	0
Write-In Totals	0	0.00%	0	0	0	0	0
Total Votes Cast	438	100.00%	140	287	10	1	0
Overvotes	0		0	0	0	0	0
Undervotes	2		0	1	1	0	0
Contest Totals	440		140	288	11	1	0

### Lieutenant Governor

Vote For 1

	TOTAL	VOTE %	Election Day	Early Voting	Ballot By Mail	Provisional Ballots	Limited Ballots
REP Dan Patrick	357	81.69%	117	229	10	1	0
DEM Mike Collier	73	16.70%	17	56	0	0	0
LIB Shanna Steele	7	1.60%	5	2	0	0	0
Total Votes Cast	437	100.00%	139	287	10	1	0
Overvotes	0		0	0	0	0	0
Undervotes	3		1	1	1	0	0
Contest Totals	440		140	288	11	1	0

### Attorney General

Vote For 1

	TOTAL	VOTE %	Election Day	Early Voting	Ballot By Mail	Provisional Ballots	Limited Ballots
REP Ken Paxton	353	81.71%	115	229	8	1	0
DEM Rochelle Mercedes Garza	63	14.58%	12	51	0	0	0
LIB Mark Ash	16	3.70%	9	7	0	0	0
Total Votes Cast	432	100.00%	136	287	8	1	0
Overvotes	0		0	0	0	0	0
Undervotes	8		4	1	3	0	0
Contest Totals	440		140	288	11	1	0

## PCT 189

### Comptroller of Public Accounts

Vote For 1

	TOTAL	VOTE %		Election Day	Early Voting	Ballot By Mail	Provisional Ballots	Limited Ballots
REP Glenn Hegar	367	85.15%	<div style="width: 85.15%;"><div style="width: 85.15%;"></div></div>	123	233	10	1	0
DEM Janet T. Dudding	59	13.69%	<div style="width: 13.69%;"><div style="width: 13.69%;"></div></div>	10	49	0	0	0
LIB V. Alonzo Echevarria-Garza	5	1.16%	<div style="width: 1.16%;"><div style="width: 1.16%;"></div></div>	3	2	0	0	0
Total Votes Cast	431	100.00%	<div style="width: 100.00%;"><div style="width: 100.00%;"></div></div>	136	284	10	1	0
Overvotes	0			0	0	0	0	0
Undervotes	9			4	4	1	0	0
Contest Totals	440			140	288	11	1	0

### Commissioner of the General Land Office

Vote For 1

	TOTAL	VOTE %		Election Day	Early Voting	Ballot By Mail	Provisional Ballots	Limited Ballots
REP Dawn Buckingham	370	85.65%	<div style="width: 85.65%;"><div style="width: 85.65%;"></div></div>	123	236	10	1	0
DEM Jay Kleberg	60	13.89%	<div style="width: 13.89%;"><div style="width: 13.89%;"></div></div>	10	50	0	0	0
GRN Alfred Molison, Jr	2	0.46%	<div style="width: 0.46%;"><div style="width: 0.46%;"></div></div>	2	0	0	0	0
Write-In Totals	0	0.00%	<div style="width: 0.00%;"><div style="width: 0.00%;"></div></div>	0	0	0	0	0
Total Votes Cast	432	100.00%	<div style="width: 100.00%;"><div style="width: 100.00%;"></div></div>	135	286	10	1	0
Overvotes	0			0	0	0	0	0
Undervotes	8			5	2	1	0	0
Contest Totals	440			140	288	11	1	0

### Commissioner of Agriculture

Vote For 1

	TOTAL	VOTE %		Election Day	Early Voting	Ballot By Mail	Provisional Ballots	Limited Ballots
REP Sid Miller	370	85.65%	<div style="width: 85.65%;"><div style="width: 85.65%;"></div></div>	123	236	10	1	0
DEM Susan Hays	62	14.35%	<div style="width: 14.35%;"><div style="width: 14.35%;"></div></div>	13	49	0	0	0
Total Votes Cast	432	100.00%	<div style="width: 100.00%;"><div style="width: 100.00%;"></div></div>	136	285	10	1	0
Overvotes	0			0	0	0	0	0
Undervotes	8			4	3	1	0	0
Contest Totals	440			140	288	11	1	0

### Railroad Commissioner

Vote For 1

	TOTAL	VOTE %		Election Day	Early Voting	Ballot By Mail	Provisional Ballots	Limited Ballots
REP Wayne Christian	366	84.72%	<div style="width: 84.72%;"><div style="width: 84.72%;"></div></div>	121	234	10	1	0
DEM Luke Warford	60	13.89%	<div style="width: 13.89%;"><div style="width: 13.89%;"></div></div>	10	50	0	0	0
LIB Jaime Andres Diez	5	1.16%	<div style="width: 1.16%;"><div style="width: 1.16%;"></div></div>	2	3	0	0	0
GRN Hunter Wayne Crow	1	0.23%	<div style="width: 0.23%;"><div style="width: 0.23%;"></div></div>	1	0	0	0	0
Total Votes Cast	432	100.00%	<div style="width: 100.00%;"><div style="width: 100.00%;"></div></div>	134	287	10	1	0
Overvotes	0			0	0	0	0	0
Undervotes	8			6	1	1	0	0
Contest Totals	440			140	288	11	1	0

## PCT 189

### Justice, Supreme Court, Place 3

Vote For 1

	TOTAL	VOTE %	Election Day	Early Voting	Ballot By Mail	Provisional Ballots	Limited Ballots
REP Debra Lehrmann	367	85.15%	123	233	10	1	0
DEM Erin A. Nowell	54	12.53%	8	46	0	0	0
LIB Thomas Edward Oxford	10	2.32%	5	5	0	0	0
Total Votes Cast	431	100.00%	136	284	10	1	0
Overvotes	0		0	0	0	0	0
Undervotes	9		4	4	1	0	0
Contest Totals	440		140	288	11	1	0

### Justice, Supreme Court, Place 5

Vote For 1

	TOTAL	VOTE %	Election Day	Early Voting	Ballot By Mail	Provisional Ballots	Limited Ballots
REP Rebeca Huddle	373	86.54%	124	238	10	1	0
DEM Amanda Reichel	58	13.46%	11	47	0	0	0
Total Votes Cast	431	100.00%	135	285	10	1	0
Overvotes	0		0	0	0	0	0
Undervotes	9		5	3	1	0	0
Contest Totals	440		140	288	11	1	0

### Justice, Supreme Court, Place 9

Vote For 1

	TOTAL	VOTE %	Election Day	Early Voting	Ballot By Mail	Provisional Ballots	Limited Ballots
REP Evan Young	369	86.22%	124	234	10	1	0
DEM Julia Maldonado	59	13.78%	11	48	0	0	0
Total Votes Cast	428	100.00%	135	282	10	1	0
Overvotes	0		0	0	0	0	0
Undervotes	12		5	6	1	0	0
Contest Totals	440		140	288	11	1	0

### Judge, Court of Criminal Appeals, Place 5

Vote For 1

	TOTAL	VOTE %	Election Day	Early Voting	Ballot By Mail	Provisional Ballots	Limited Ballots
REP Scott Walker	367	85.55%	121	235	10	1	0
DEM Dana Huffman	62	14.45%	14	48	0	0	0
Total Votes Cast	429	100.00%	135	283	10	1	0
Overvotes	0		0	0	0	0	0
Undervotes	11		5	5	1	0	0
Contest Totals	440		140	288	11	1	0



## PCT 189

### Judge, Court of Criminal Appeals, Place 6

Vote For 1

	TOTAL	VOTE %		Election Day	Early Voting	Ballot By Mail	Provisional Ballots	Limited Ballots
REP Jesse F. McClure, III	366	85.92%	<div style="width: 85.92%;"><div style="width: 85.92%;"></div></div>	122	233	10	1	0
DEM Robert Johnson	60	14.08%	<div style="width: 14.08%;"><div style="width: 14.08%;"></div></div>	12	48	0	0	0
Total Votes Cast	426	100.00%	<div style="width: 100.00%;"><div style="width: 100.00%;"></div></div>	134	281	10	1	0
Overvotes	0			0	0	0	0	0
Undervotes	14			6	7	1	0	0
Contest Totals	440			140	288	11	1	0

### Member, State Board of Education, District 12 CCD

Vote For 1

	TOTAL	VOTE %		Election Day	Early Voting	Ballot By Mail	Provisional Ballots	Limited Ballots
REP Pam Little	361	84.74%	<div style="width: 84.74%;"><div style="width: 84.74%;"></div></div>	123	227	10	1	0
DEM Alex Cornwallis	57	13.38%	<div style="width: 13.38%;"><div style="width: 13.38%;"></div></div>	9	48	0	0	0
LIB Christy Mowrey	8	1.88%	<div style="width: 1.88%;"><div style="width: 1.88%;"></div></div>	4	4	0	0	0
Write-In Totals	0	0.00%	<div style="width: 0.00%;"><div style="width: 0.00%;"></div></div>	0	0	0	0	0
Total Votes Cast	426	100.00%	<div style="width: 100.00%;"><div style="width: 100.00%;"></div></div>	136	279	10	1	0
Overvotes	0			0	0	0	0	0
Undervotes	14			4	9	1	0	0
Contest Totals	440			140	288	11	1	0

### State Senator, District 8

Vote For 1

	TOTAL	VOTE %		Election Day	Early Voting	Ballot By Mail	Provisional Ballots	Limited Ballots
REP Angela Paxton	350	82.16%	<div style="width: 82.16%;"><div style="width: 82.16%;"></div></div>	117	224	8	1	0
DEM Jonathan Cocks	61	14.32%	<div style="width: 14.32%;"><div style="width: 14.32%;"></div></div>	12	49	0	0	0
LIB Edward Kless	15	3.52%	<div style="width: 3.52%;"><div style="width: 3.52%;"></div></div>	6	9	0	0	0
Total Votes Cast	426	100.00%	<div style="width: 100.00%;"><div style="width: 100.00%;"></div></div>	135	282	8	1	0
Overvotes	0			0	0	0	0	0
Undervotes	14			5	6	3	0	0
Contest Totals	440			140	288	11	1	0

### State Representative, District 67

Vote For 1

	TOTAL	VOTE %		Election Day	Early Voting	Ballot By Mail	Provisional Ballots	Limited Ballots
REP Jeff Leach	370	86.25%	<div style="width: 86.25%;"><div style="width: 86.25%;"></div></div>	122	237	10	1	0
DEM Kevin Morris	59	13.75%	<div style="width: 13.75%;"><div style="width: 13.75%;"></div></div>	12	47	0	0	0
Total Votes Cast	429	100.00%	<div style="width: 100.00%;"><div style="width: 100.00%;"></div></div>	134	284	10	1	0
Overvotes	0			0	0	0	0	0
Undervotes	11			6	4	1	0	0
Contest Totals	440			140	288	11	1	0

## PCT 189

### Justice, 5th Court of Appeals District, Place 4

Vote For 1

	TOTAL	VOTE %	Election Day	Early Voting	Ballot By Mail	Provisional Ballots	Limited Ballots
REP Emily A. Miskel	368	86.38%	123	234	10	1	0
DEM Maricela Moore	58	13.62%	12	46	0	0	0
Total Votes Cast	426	100.00%	135	280	10	1	0
Overvotes	0		0	0	0	0	0
Undervotes	14		5	8	1	0	0
Contest Totals	440		140	288	11	1	0

### Justice, 5th Court of Appeals District, Place 7

Vote For 1

	TOTAL	VOTE %	Election Day	Early Voting	Ballot By Mail	Provisional Ballots	Limited Ballots
REP Kristina Williams	367	86.15%	123	233	10	1	0
DEM Nancy Kennedy	59	13.85%	12	47	0	0	0
Total Votes Cast	426	100.00%	135	280	10	1	0
Overvotes	0		0	0	0	0	0
Undervotes	14		5	8	1	0	0
Contest Totals	440		140	288	11	1	0

### County Judge CCD

Vote For 1

	TOTAL	VOTE %	Election Day	Early Voting	Ballot By Mail	Provisional Ballots	Limited Ballots
REP Chris Hill	370	86.25%	124	235	10	1	0
DEM Joshua Murray	59	13.75%	12	47	0	0	0
Total Votes Cast	429	100.00%	136	282	10	1	0
Overvotes	0		0	0	0	0	0
Undervotes	11		4	6	1	0	0
Contest Totals	440		140	288	11	1	0

### District Clerk CCD




Vote For 1

	TOTAL	VOTE %	Election Day	Early Voting	Ballot By Mail	Provisional Ballots	Limited Ballots
REP Mike Gould	366	86.12%	126	229	10	1	0
DEM David Brignac	59	13.88%	10	49	0	0	0
Total Votes Cast	425	100.00%	136	278	10	1	0
Overvotes	0		0	0	0	0	0
Undervotes	15		4	10	1	0	0
Contest Totals	440		140	288	11	1	0

## PCT 189

### Justice of the Peace, Precinct 2

Vote For 1

	TOTAL	VOTE %		Election Day	Early Voting	Ballot By Mail	Provisional Ballots	Limited Ballots
REP Ellen Skinner	364	85.85%		123	230	10	1	0
DEM Jennifer McKenzie	60	14.15%		11	49	0	0	0
Total Votes Cast	424	100.00%		134	279	10	1	0
Overvotes	0			0	0	0	0	0
Undervotes	16			6	9	1	0	0
Contest Totals	440			140	288	11	1	0

## PCT 190

### U. S. Representative District 3

Vote For 1

	TOTAL	VOTE %		Election Day	Early Voting	Ballot By Mail	Provisional Ballots	Limited Ballots
REP Keith Self	33	80.49%		10	22	1	0	0
DEM Sandeep Srivastava	6	14.63%		2	4	0	0	0
LIB Christopher Claytor	2	4.88%		0	2	0	0	0
Total Votes Cast	41	100.00%		12	28	1	0	0
Overvotes	0			0	0	0	0	0
Undervotes	1			0	1	0	0	0
Contest Totals	42			12	29	1	0	0

### Governor

Vote For 1

	TOTAL	VOTE %		Election Day	Early Voting	Ballot By Mail	Provisional Ballots	Limited Ballots
REP Greg Abbott	34	80.95%		10	23	1	0	0
DEM Beto O'Rourke	6	14.29%		2	4	0	0	0
LIB Mark Tippetts	1	2.38%		0	1	0	0	0
GRN Delilah Barrios	0	0.00%		0	0	0	0	0
Write-In Totals	1	2.38%		0	1	0	0	0
Total Votes Cast	42	100.00%		12	29	1	0	0
Overvotes	0			0	0	0	0	0
Undervotes	0			0	0	0	0	0
Contest Totals	42			12	29	1	0	0

### Lieutenant Governor

Vote For 1

	TOTAL	VOTE %		Election Day	Early Voting	Ballot By Mail	Provisional Ballots	Limited Ballots
REP Dan Patrick	33	78.57%		10	22	1	0	0
DEM Mike Collier	7	16.67%		2	5	0	0	0
LIB Shanna Steele	2	4.76%		0	2	0	0	0
Total Votes Cast	42	100.00%		12	29	1	0	0
Overvotes	0			0	0	0	0	0
Undervotes	0			0	0	0	0	0
Contest Totals	42			12	29	1	0	0

### Attorney General

Vote For 1

	TOTAL	VOTE %		Election Day	Early Voting	Ballot By Mail	Provisional Ballots	Limited Ballots
REP Ken Paxton	33	78.57%		10	23	0	0	0
DEM Rochelle Mercedes Garza	6	14.29%		2	4	0	0	0
LIB Mark Ash	3	7.14%		0	2	1	0	0
Total Votes Cast	42	100.00%		12	29	1	0	0
Overvotes	0			0	0	0	0	0
Undervotes	0			0	0	0	0	0
Contest Totals	42			12	29	1	0	0

## PCT 190

### Comptroller of Public Accounts

Vote For 1

	TOTAL	VOTE %		Election Day	Early Voting	Ballot By Mail	Provisional Ballots	Limited Ballots
REP Glenn Hegar	33	80.49%		10	22	1	0	0
DEM Janet T. Dudding	6	14.63%		2	4	0	0	0
LIB V. Alonzo Echevarria-Garza	2	4.88%		0	2	0	0	0
Total Votes Cast	41	100.00%		12	28	1	0	0
Overvotes	0			0	0	0	0	0
Undervotes	1			0	1	0	0	0
Contest Totals	42			12	29	1	0	0

### Commissioner of the General Land Office

Vote For 1

	TOTAL	VOTE %		Election Day	Early Voting	Ballot By Mail	Provisional Ballots	Limited Ballots
REP Dawn Buckingham	33	82.50%		10	22	1	0	0
DEM Jay Kleberg	7	17.50%		2	5	0	0	0
GRN Alfred Molison, Jr	0	0.00%		0	0	0	0	0
Write-In Totals	0	0.00%		0	0	0	0	0
Total Votes Cast	40	100.00%		12	27	1	0	0
Overvotes	0			0	0	0	0	0
Undervotes	2			0	2	0	0	0
Contest Totals	42			12	29	1	0	0

### Commissioner of Agriculture

Vote For 1

	TOTAL	VOTE %		Election Day	Early Voting	Ballot By Mail	Provisional Ballots	Limited Ballots
REP Sid Miller	33	80.49%		10	22	1	0	0
DEM Susan Hays	8	19.51%		2	6	0	0	0
Total Votes Cast	41	100.00%		12	28	1	0	0
Overvotes	0			0	0	0	0	0
Undervotes	1			0	1	0	0	0
Contest Totals	42			12	29	1	0	0

### Railroad Commissioner

Vote For 1

	TOTAL	VOTE %		Election Day	Early Voting	Ballot By Mail	Provisional Ballots	Limited Ballots
REP Wayne Christian	33	80.49%		10	22	1	0	0
DEM Luke Warford	5	12.20%		2	3	0	0	0
LIB Jaime Andres Diez	3	7.32%		0	3	0	0	0
GRN Hunter Wayne Crow	0	0.00%		0	0	0	0	0
Total Votes Cast	41	100.00%		12	28	1	0	0
Overvotes	0			0	0	0	0	0
Undervotes	1			0	1	0	0	0
Contest Totals	42			12	29	1	0	0

## PCT 190

### Justice, Supreme Court, Place 3

Vote For 1

	TOTAL	VOTE %		Election Day	Early Voting	Ballot By Mail	Provisional Ballots	Limited Ballots
REP Debra Lehrmann	34	82.93%	<div style="width: 82.93%;"><div style="width: 82.93%;"></div></div>	10	23	1	0	0
DEM Erin A. Nowell	6	14.63%	<div style="width: 14.63%;"><div style="width: 14.63%;"></div></div>	2	4	0	0	0
LIB Thomas Edward Oxford	1	2.44%	<div style="width: 2.44%;"><div style="width: 2.44%;"></div></div>	0	1	0	0	0
Total Votes Cast	41	100.00%	<div style="width: 100.00%;"><div style="width: 100.00%;"></div></div>	12	28	1	0	0
Overvotes	0			0	0	0	0	0
Undervotes	1			0	1	0	0	0
Contest Totals	42			12	29	1	0	0

### Justice, Supreme Court, Place 5

Vote For 1

	TOTAL	VOTE %		Election Day	Early Voting	Ballot By Mail	Provisional Ballots	Limited Ballots
REP Rebeca Huddle	34	85.00%	<div style="width: 85.00%;"><div style="width: 85.00%;"></div></div>	10	23	1	0	0
DEM Amanda Reichel	6	15.00%	<div style="width: 15.00%;"><div style="width: 15.00%;"></div></div>	2	4	0	0	0
Total Votes Cast	40	100.00%	<div style="width: 100.00%;"><div style="width: 100.00%;"></div></div>	12	27	1	0	0
Overvotes	0			0	0	0	0	0
Undervotes	2			0	2	0	0	0
Contest Totals	42			12	29	1	0	0

### Justice, Supreme Court, Place 9

Vote For 1

	TOTAL	VOTE %		Election Day	Early Voting	Ballot By Mail	Provisional Ballots	Limited Ballots
REP Evan Young	34	85.00%	<div style="width: 85.00%;"><div style="width: 85.00%;"></div></div>	10	23	1	0	0
DEM Julia Maldonado	6	15.00%	<div style="width: 15.00%;"><div style="width: 15.00%;"></div></div>	2	4	0	0	0
Total Votes Cast	40	100.00%	<div style="width: 100.00%;"><div style="width: 100.00%;"></div></div>	12	27	1	0	0
Overvotes	0			0	0	0	0	0
Undervotes	2			0	2	0	0	0
Contest Totals	42			12	29	1	0	0

### Judge, Court of Criminal Appeals, Place 5

Vote For 1

	TOTAL	VOTE %		Election Day	Early Voting	Ballot By Mail	Provisional Ballots	Limited Ballots
REP Scott Walker	34	85.00%	<div style="width: 85.00%;"><div style="width: 85.00%;"></div></div>	10	23	1	0	0
DEM Dana Huffman	6	15.00%	<div style="width: 15.00%;"><div style="width: 15.00%;"></div></div>	2	4	0	0	0
Total Votes Cast	40	100.00%	<div style="width: 100.00%;"><div style="width: 100.00%;"></div></div>	12	27	1	0	0
Overvotes	0			0	0	0	0	0
Undervotes	2			0	2	0	0	0
Contest Totals	42			12	29	1	0	0

## PCT 190

### Judge, Court of Criminal Appeals, Place 6

Vote For 1

	TOTAL	VOTE %		Election Day	Early Voting	Ballot By Mail	Provisional Ballots	Limited Ballots
REP Jesse F. McClure, III	34	85.00%	<div style="width: 85%;"><div style="width: 85%;"></div></div>	10	23	1	0	0
DEM Robert Johnson	6	15.00%	<div style="width: 15%;"><div style="width: 15%;"></div></div>	2	4	0	0	0
Total Votes Cast	40	100.00%	<div style="width: 100%;"><div style="width: 100%;"></div></div>	12	27	1	0	0
Overvotes	0			0	0	0	0	0
Undervotes	2			0	2	0	0	0
Contest Totals	42			12	29	1	0	0

### Member, State Board of Education, District 12 CCD

Vote For 1

	TOTAL	VOTE %		Election Day	Early Voting	Ballot By Mail	Provisional Ballots	Limited Ballots
REP Pam Little	33	80.49%	<div style="width: 80.49%;"><div style="width: 80.49%;"></div></div>	10	22	1	0	0
DEM Alex Cornwallis	5	12.20%	<div style="width: 12.20%;"><div style="width: 12.20%;"></div></div>	2	3	0	0	0
LIB Christy Mowrey	3	7.32%	<div style="width: 7.32%;"><div style="width: 7.32%;"></div></div>	0	3	0	0	0
Write-In Totals	0	0.00%	<div style="width: 0%;"><div style="width: 0%;"></div></div>	0	0	0	0	0
Total Votes Cast	41	100.00%	<div style="width: 100%;"><div style="width: 100%;"></div></div>	12	28	1	0	0
Overvotes	0			0	0	0	0	0
Undervotes	1			0	1	0	0	0
Contest Totals	42			12	29	1	0	0

### State Senator, District 8

Vote For 1

	TOTAL	VOTE %		Election Day	Early Voting	Ballot By Mail	Provisional Ballots	Limited Ballots
REP Angela Paxton	34	82.93%	<div style="width: 82.93%;"><div style="width: 82.93%;"></div></div>	10	23	1	0	0
DEM Jonathan Cocks	4	9.76%	<div style="width: 9.76%;"><div style="width: 9.76%;"></div></div>	1	3	0	0	0
LIB Edward Kless	3	7.32%	<div style="width: 7.32%;"><div style="width: 7.32%;"></div></div>	1	2	0	0	0
Total Votes Cast	41	100.00%	<div style="width: 100%;"><div style="width: 100%;"></div></div>	12	28	1	0	0
Overvotes	0			0	0	0	0	0
Undervotes	1			0	1	0	0	0
Contest Totals	42			12	29	1	0	0

### State Representative, District 67

Vote For 1

	TOTAL	VOTE %		Election Day	Early Voting	Ballot By Mail	Provisional Ballots	Limited Ballots
REP Jeff Leach	34	85.00%	<div style="width: 85%;"><div style="width: 85%;"></div></div>	10	23	1	0	0
DEM Kevin Morris	6	15.00%	<div style="width: 15%;"><div style="width: 15%;"></div></div>	2	4	0	0	0
Total Votes Cast	40	100.00%	<div style="width: 100%;"><div style="width: 100%;"></div></div>	12	27	1	0	0
Overvotes	0			0	0	0	0	0
Undervotes	2			0	2	0	0	0
Contest Totals	42			12	29	1	0	0

## PCT 190

### Justice, 5th Court of Appeals District, Place 4

Vote For 1

	TOTAL	VOTE %		Election Day	Early Voting	Ballot By Mail	Provisional Ballots	Limited Ballots
REP Emily A. Miskel	33	82.50%		10	22	1	0	0
DEM Maricela Moore	7	17.50%		2	5	0	0	0
Total Votes Cast	40	100.00%		12	27	1	0	0
Overvotes	0			0	0	0	0	0
Undervotes	2			0	2	0	0	0
Contest Totals	42			12	29	1	0	0

### Justice, 5th Court of Appeals District, Place 7

Vote For 1

	TOTAL	VOTE %		Election Day	Early Voting	Ballot By Mail	Provisional Ballots	Limited Ballots
REP Kristina Williams	34	85.00%		10	23	1	0	0
DEM Nancy Kennedy	6	15.00%		2	4	0	0	0
Total Votes Cast	40	100.00%		12	27	1	0	0
Overvotes	0			0	0	0	0	0
Undervotes	2			0	2	0	0	0
Contest Totals	42			12	29	1	0	0

### County Judge CCD

Vote For 1

	TOTAL	VOTE %		Election Day	Early Voting	Ballot By Mail	Provisional Ballots	Limited Ballots
REP Chris Hill	34	85.00%		10	23	1	0	0
DEM Joshua Murray	6	15.00%		2	4	0	0	0
Total Votes Cast	40	100.00%		12	27	1	0	0
Overvotes	0			0	0	0	0	0
Undervotes	2			0	2	0	0	0
Contest Totals	42			12	29	1	0	0

### District Clerk CCD

Vote For 1




	TOTAL	VOTE %		Election Day	Early Voting	Ballot By Mail	Provisional Ballots	Limited Ballots
REP Mike Gould	34	82.93%		10	23	1	0	0
DEM David Brignac	7	17.07%		2	5	0	0	0
Total Votes Cast	41	100.00%		12	28	1	0	0
Overvotes	0			0	0	0	0	0
Undervotes	1			0	1	0	0	0
Contest Totals	42			12	29	1	0	0



## PCT 190

### Justice of the Peace, Precinct 2

Vote For 1

	TOTAL	VOTE %		Election Day	Early Voting	Ballot By Mail	Provisional Ballots	Limited Ballots
REP Ellen Skinner	33	84.62%		10	22	1	0	0
DEM Jennifer McKenzie	6	15.38%		2	4	0	0	0
Total Votes Cast	39	100.00%		12	26	1	0	0
Overvotes	0			0	0	0	0	0
Undervotes	3			0	3	0	0	0
Contest Totals	42			12	29	1	0	0

## PCT 191

### U. S. Representative District 3

Vote For 1

	TOTAL	VOTE %		Election Day	Early Voting	Ballot By Mail	Provisional Ballots	Limited Ballots
REP Keith Self	165	75.34%	<div style="width: 75.34%;"><div style="width: 75.34%;"></div></div>	64	95	3	3	0
DEM Sandeep Srivastava	47	21.46%	<div style="width: 21.46%;"><div style="width: 21.46%;"></div></div>	16	29	2	0	0
LIB Christopher Claytor	7	3.20%	<div style="width: 3.20%;"><div style="width: 3.20%;"></div></div>	4	3	0	0	0
Total Votes Cast	219	100.00%	<div style="width: 100.00%;"><div style="width: 100.00%;"></div></div>	84	127	5	3	0
Overvotes	0			0	0	0	0	0
Undervotes	8			1	6	1	0	0
Contest Totals	227			85	133	6	3	0

### Governor

Vote For 1

	TOTAL	VOTE %		Election Day	Early Voting	Ballot By Mail	Provisional Ballots	Limited Ballots
REP Greg Abbott	172	76.11%	<div style="width: 76.11%;"><div style="width: 76.11%;"></div></div>	65	100	4	3	0
DEM Beto O'Rourke	52	23.01%	<div style="width: 23.01%;"><div style="width: 23.01%;"></div></div>	18	32	2	0	0
LIB Mark Tippetts	2	0.88%	<div style="width: 0.88%;"><div style="width: 0.88%;"></div></div>	2	0	0	0	0
GRN Delilah Barrios	0	0.00%	<div style="width: 0.00%;"><div style="width: 0.00%;"></div></div>	0	0	0	0	0
Write-In Totals	0	0.00%	<div style="width: 0.00%;"><div style="width: 0.00%;"></div></div>	0	0	0	0	0
Total Votes Cast	226	100.00%	<div style="width: 100.00%;"><div style="width: 100.00%;"></div></div>	85	132	6	3	0
Overvotes	0			0	0	0	0	0
Undervotes	1			0	1	0	0	0
Contest Totals	227			85	133	6	3	0

### Lieutenant Governor

Vote For 1

	TOTAL	VOTE %		Election Day	Early Voting	Ballot By Mail	Provisional Ballots	Limited Ballots
REP Dan Patrick	168	74.34%	<div style="width: 74.34%;"><div style="width: 74.34%;"></div></div>	64	98	3	3	0
DEM Mike Collier	52	23.01%	<div style="width: 23.01%;"><div style="width: 23.01%;"></div></div>	18	32	2	0	0
LIB Shanna Steele	6	2.65%	<div style="width: 2.65%;"><div style="width: 2.65%;"></div></div>	3	3	0	0	0
Total Votes Cast	226	100.00%	<div style="width: 100.00%;"><div style="width: 100.00%;"></div></div>	85	133	5	3	0
Overvotes	0			0	0	0	0	0
Undervotes	1			0	0	1	0	0
Contest Totals	227			85	133	6	3	0

### Attorney General

Vote For 1

	TOTAL	VOTE %		Election Day	Early Voting	Ballot By Mail	Provisional Ballots	Limited Ballots
REP Ken Paxton	165	73.33%	<div style="width: 73.33%;"><div style="width: 73.33%;"></div></div>	64	95	3	3	0
DEM Rochelle Mercedes Garza	50	22.22%	<div style="width: 22.22%;"><div style="width: 22.22%;"></div></div>	17	31	2	0	0
LIB Mark Ash	10	4.44%	<div style="width: 4.44%;"><div style="width: 4.44%;"></div></div>	3	7	0	0	0
Total Votes Cast	225	100.00%	<div style="width: 100.00%;"><div style="width: 100.00%;"></div></div>	84	133	5	3	0
Overvotes	0			0	0	0	0	0
Undervotes	2			1	0	1	0	0
Contest Totals	227			85	133	6	3	0

## PCT 191

### Comptroller of Public Accounts

Vote For 1

	TOTAL	VOTE %		Election Day	Early Voting	Ballot By Mail	Provisional Ballots	Limited Ballots
REP Glenn Hegar	171	76.68%		64	100	4	3	0
DEM Janet T. Dudding	50	22.42%		18	30	2	0	0
LIB V. Alonzo Echevarria-Garza	2	0.90%		1	1	0	0	0
Total Votes Cast	223	100.00%		83	131	6	3	0
Overvotes	0			0	0	0	0	0
Undervotes	4			2	2	0	0	0
Contest Totals	227			85	133	6	3	0

### Commissioner of the General Land Office

Vote For 1

	TOTAL	VOTE %		Election Day	Early Voting	Ballot By Mail	Provisional Ballots	Limited Ballots
REP Dawn Buckingham	173	76.89%		65	101	4	3	0
DEM Jay Kleberg	50	22.22%		18	30	2	0	0
GRN Alfred Molison, Jr	2	0.89%		1	1	0	0	0
Write-In Totals	0	0.00%		0	0	0	0	0
Total Votes Cast	225	100.00%		84	132	6	3	0
Overvotes	0			0	0	0	0	0
Undervotes	2			1	1	0	0	0
Contest Totals	227			85	133	6	3	0

### Commissioner of Agriculture

Vote For 1

	TOTAL	VOTE %		Election Day	Early Voting	Ballot By Mail	Provisional Ballots	Limited Ballots
REP Sid Miller	174	77.68%		65	102	4	3	0
DEM Susan Hays	50	22.32%		18	30	2	0	0
Total Votes Cast	224	100.00%		83	132	6	3	0
Overvotes	0			0	0	0	0	0
Undervotes	3			2	1	0	0	0
Contest Totals	227			85	133	6	3	0

### Railroad Commissioner

Vote For 1

	TOTAL	VOTE %		Election Day	Early Voting	Ballot By Mail	Provisional Ballots	Limited Ballots
REP Wayne Christian	173	77.23%		65	101	4	3	0
DEM Luke Warford	45	20.09%		15	28	2	0	0
LIB Jaime Andres Diez	3	1.34%		2	1	0	0	0
GRN Hunter Wayne Crow	3	1.34%		2	1	0	0	0
Total Votes Cast	224	100.00%		84	131	6	3	0
Overvotes	0			0	0	0	0	0
Undervotes	3			1	2	0	0	0
Contest Totals	227			85	133	6	3	0

## PCT 191

### Justice, Supreme Court, Place 3

Vote For 1

	TOTAL	VOTE %		Election Day	Early Voting	Ballot By Mail	Provisional Ballots	Limited Ballots
REP Debra Lehrmann	170	76.58%		64	99	4	3	0
DEM Erin A. Nowell	49	22.07%		17	30	2	0	0
LIB Thomas Edward Oxford	3	1.35%		2	1	0	0	0
Total Votes Cast	222	100.00%		83	130	6	3	0
Overvotes	0			0	0	0	0	0
Undervotes	5			2	3	0	0	0
Contest Totals	227			85	133	6	3	0

### Justice, Supreme Court, Place 5

Vote For 1

	TOTAL	VOTE %		Election Day	Early Voting	Ballot By Mail	Provisional Ballots	Limited Ballots
REP Rebeca Huddle	172	77.83%		65	100	4	3	0
DEM Amanda Reichel	49	22.17%		17	30	2	0	0
Total Votes Cast	221	100.00%		82	130	6	3	0
Overvotes	0			0	0	0	0	0
Undervotes	6			3	3	0	0	0
Contest Totals	227			85	133	6	3	0

### Justice, Supreme Court, Place 9

Vote For 1

	TOTAL	VOTE %		Election Day	Early Voting	Ballot By Mail	Provisional Ballots	Limited Ballots
REP Evan Young	171	77.38%		65	99	4	3	0
DEM Julia Maldonado	50	22.62%		18	30	2	0	0
Total Votes Cast	221	100.00%		83	129	6	3	0
Overvotes	0			0	0	0	0	0
Undervotes	6			2	4	0	0	0
Contest Totals	227			85	133	6	3	0

### Judge, Court of Criminal Appeals, Place 5

Vote For 1

	TOTAL	VOTE %		Election Day	Early Voting	Ballot By Mail	Provisional Ballots	Limited Ballots
REP Scott Walker	172	77.48%		65	100	4	3	0
DEM Dana Huffman	50	22.52%		18	30	2	0	0
Total Votes Cast	222	100.00%		83	130	6	3	0
Overvotes	0			0	0	0	0	0
Undervotes	5			2	3	0	0	0
Contest Totals	227			85	133	6	3	0

## PCT 191

### Judge, Court of Criminal Appeals, Place 6

Vote For 1

	TOTAL	VOTE %		Election Day	Early Voting	Ballot By Mail	Provisional Ballots	Limited Ballots
REP Jesse F. McClure, III	170	77.27%		66	97	4	3	0
DEM Robert Johnson	50	22.73%		16	32	2	0	0
Total Votes Cast	220	100.00%		82	129	6	3	0
Overvotes	0			0	0	0	0	0
Undervotes	7			3	4	0	0	0
Contest Totals	227			85	133	6	3	0

### Member, State Board of Education, District 12 CCD

Vote For 1

	TOTAL	VOTE %		Election Day	Early Voting	Ballot By Mail	Provisional Ballots	Limited Ballots
REP Pam Little	170	76.58%		63	100	4	3	0
DEM Alex Cornwallis	46	20.72%		16	28	2	0	0
LIB Christy Mowrey	6	2.70%		3	3	0	0	0
Write-In Totals	0	0.00%		0	0	0	0	0
Total Votes Cast	222	100.00%		82	131	6	3	0
Overvotes	0			0	0	0	0	0
Undervotes	5			3	2	0	0	0
Contest Totals	227			85	133	6	3	0

### State Senator, District 8

Vote For 1

	TOTAL	VOTE %		Election Day	Early Voting	Ballot By Mail	Provisional Ballots	Limited Ballots
REP Angela Paxton	169	75.45%		63	100	4	2	0
DEM Jonathan Cocks	53	23.66%		19	31	2	1	0
LIB Edward Kless	2	0.89%		1	1	0	0	0
Total Votes Cast	224	100.00%		83	132	6	3	0
Overvotes	0			0	0	0	0	0
Undervotes	3			2	1	0	0	0
Contest Totals	227			85	133	6	3	0

### Justice, 5th Court of Appeals District, Place 4

Vote For 1

	TOTAL	VOTE %		Election Day	Early Voting	Ballot By Mail	Provisional Ballots	Limited Ballots
REP Emily A. Miskel	169	76.82%		63	99	4	3	0
DEM Maricela Moore	51	23.18%		19	30	2	0	0
Total Votes Cast	220	100.00%		82	129	6	3	0
Overvotes	0			0	0	0	0	0
Undervotes	7			3	4	0	0	0
Contest Totals	227			85	133	6	3	0

## PCT 191

### Justice, 5th Court of Appeals District, Place 7

Vote For 1

	TOTAL	VOTE %		Election Day	Early Voting	Ballot By Mail	Provisional Ballots	Limited Ballots
REP Kristina Williams	167	75.57%		63	97	4	3	0
DEM Nancy Kennedy	54	24.43%		19	33	2	0	0
Total Votes Cast	221	100.00%		82	130	6	3	0
Overvotes	0			0	0	0	0	0
Undervotes	6			3	3	0	0	0
Contest Totals	227			85	133	6	3	0

### County Judge CCD

Vote For 1

	TOTAL	VOTE %		Election Day	Early Voting	Ballot By Mail	Provisional Ballots	Limited Ballots
REP Chris Hill	171	76.68%		64	100	4	3	0
DEM Joshua Murray	52	23.32%		19	31	2	0	0
Total Votes Cast	223	100.00%		83	131	6	3	0
Overvotes	0			0	0	0	0	0
Undervotes	4			2	2	0	0	0
Contest Totals	227			85	133	6	3	0

### District Clerk CCD

Vote For 1

	TOTAL	VOTE %		Election Day	Early Voting	Ballot By Mail	Provisional Ballots	Limited Ballots
REP Mike Gould	172	77.48%		65	100	4	3	0
DEM David Brignac	50	22.52%		18	30	2	0	0
Total Votes Cast	222	100.00%		83	130	6	3	0
Overvotes	0			0	0	0	0	0
Undervotes	5			2	3	0	0	0
Contest Totals	227			85	133	6	3	0

### Justice of the Peace, Precinct 2

Vote For 1

	TOTAL	VOTE %		Election Day	Early Voting	Ballot By Mail	Provisional Ballots	Limited Ballots
REP Ellen Skinner	170	76.92%		64	99	4	3	0
DEM Jennifer McKenzie	51	23.08%		18	31	2	0	0
Total Votes Cast	221	100.00%		82	130	6	3	0
Overvotes	0			0	0	0	0	0
Undervotes	6			3	3	0	0	0
Contest Totals	227			85	133	6	3	0

## PCT 191

### Princeton, City of - Home-Rule Charter

Vote For 1

	TOTAL	VOTE %		Election Day	Early Voting	Ballot By Mail	Provisional Ballots	Limited Ballots
For	16	59.26%		12	4	0	0	0
Against	11	40.74%		4	6	0	1	0
Total Votes Cast	27	100.00%		16	10	0	1	0
Overvotes	0			0	0	0	0	0
Undervotes	3			2	1	0	0	0
Contest Totals	30			18	11	0	1	0

### Princeton ISD - Trustees

Vote For 2

	TOTAL	VOTE %		Election Day	Early Voting	Ballot By Mail	Provisional Ballots	Limited Ballots
Julia Schmoker	93	35.36%		40	48	3	2	0
Starla Sharpe	46	17.49%		21	24	1	0	0
Tim Tidwell	48	18.25%		14	34	0	0	0
John A Campbell	76	28.90%		37	35	2	2	0
Total Votes Cast	263	100.00%		112	141	6	4	0
Overvotes	0			0	0	0	0	0
Undervotes	191			58	125	6	2	0
Contest Totals	454			170	266	12	6	0

## PCT 192

### U. S. Representative District 3

Vote For 1

	TOTAL	VOTE %	Election Day	Early Voting	Ballot By Mail	Provisional Ballots	Limited Ballots
REP Keith Self	1,370	75.69%	519	821	19	11	0
DEM Sandeep Srivastava	398	21.99%	123	261	9	5	0
LIB Christopher Claytor	42	2.32%	24	18	0	0	0
Total Votes Cast	1,810	100.00%	666	1,100	28	16	0
Overvotes	0		0	0	0	0	0
Undervotes	31		14	17	0	0	0
Contest Totals	1,841		680	1,117	28	16	0

### Governor

Vote For 1

	TOTAL	VOTE %	Election Day	Early Voting	Ballot By Mail	Provisional Ballots	Limited Ballots
REP Greg Abbott	1,380	75.20%	526	823	20	11	0
DEM Beto O'Rourke	436	23.76%	142	281	8	5	0
LIB Mark Tippetts	12	0.65%	7	5	0	0	0
GRN Delilah Barrios	4	0.22%	0	4	0	0	0
Write-In Totals	3	0.16%	2	1	0	0	0
Total Votes Cast	1,835	100.00%	677	1,114	28	16	0
Overvotes	0		0	0	0	0	0
Undervotes	6		3	3	0	0	0
Contest Totals	1,841		680	1,117	28	16	0

### Lieutenant Governor

Vote For 1

	TOTAL	VOTE %	Election Day	Early Voting	Ballot By Mail	Provisional Ballots	Limited Ballots
REP Dan Patrick	1,353	74.46%	514	809	19	11	0
DEM Mike Collier	424	23.34%	130	280	9	5	0
LIB Shanna Steele	40	2.20%	24	16	0	0	0
Total Votes Cast	1,817	100.00%	668	1,105	28	16	0
Overvotes	0		0	0	0	0	0
Undervotes	24		12	12	0	0	0
Contest Totals	1,841		680	1,117	28	16	0

### Attorney General

Vote For 1

	TOTAL	VOTE %	Election Day	Early Voting	Ballot By Mail	Provisional Ballots	Limited Ballots
REP Ken Paxton	1,342	74.02%	508	806	18	10	0
DEM Rochelle Mercedes Garza	410	22.61%	129	268	9	4	0
LIB Mark Ash	61	3.36%	30	29	1	1	0
Total Votes Cast	1,813	100.00%	667	1,103	28	15	0
Overvotes	0		0	0	0	0	0
Undervotes	28		13	14	0	1	0
Contest Totals	1,841		680	1,117	28	16	0



## PCT 192

### Comptroller of Public Accounts

Vote For 1

	TOTAL	VOTE %	Election Day	Early Voting	Ballot By Mail	Provisional Ballots	Limited Ballots
REP Glenn Hegar	1,361	75.86%	517	815	19	10	0
DEM Janet T. Dudding	392	21.85%	118	261	9	4	0
LIB V. Alonzo Echevarria-Garza	41	2.29%	24	16	0	1	0
Total Votes Cast	1,794	100.00%	659	1,092	28	15	0
Overvotes	0		0	0	0	0	0
Undervotes	47		21	25	0	1	0
Contest Totals	1,841		680	1,117	28	16	0

### Commissioner of the General Land Office

Vote For 1

	TOTAL	VOTE %	Election Day	Early Voting	Ballot By Mail	Provisional Ballots	Limited Ballots
REP Dawn Buckingham	1,373	76.70%	527	817	19	10	0
DEM Jay Kleberg	390	21.79%	123	254	9	4	0
GRN Alfred Molison, Jr	26	1.45%	8	17	0	1	0
Write-In Totals	1	0.06%	1	0	0	0	0
Total Votes Cast	1,790	100.00%	659	1,088	28	15	0
Overvotes	0		0	0	0	0	0
Undervotes	51		21	29	0	1	0
Contest Totals	1,841		680	1,117	28	16	0

### Commissioner of Agriculture

Vote For 1

	TOTAL	VOTE %	Election Day	Early Voting	Ballot By Mail	Provisional Ballots	Limited Ballots
REP Sid Miller	1,370	76.49%	524	817	19	10	0
DEM Susan Hays	421	23.51%	136	271	9	5	0
Total Votes Cast	1,791	100.00%	660	1,088	28	15	0
Overvotes	0		0	0	0	0	0
Undervotes	50		20	29	0	1	0
Contest Totals	1,841		680	1,117	28	16	0

### Railroad Commissioner

Vote For 1

	TOTAL	VOTE %	Election Day	Early Voting	Ballot By Mail	Provisional Ballots	Limited Ballots
REP Wayne Christian	1,350	75.25%	510	811	19	10	0
DEM Luke Warford	377	21.01%	116	248	9	4	0
LIB Jaime Andres Diez	46	2.56%	27	19	0	0	0
GRN Hunter Wayne Crow	21	1.17%	7	13	0	1	0
Total Votes Cast	1,794	100.00%	660	1,091	28	15	0
Overvotes	0		0	0	0	0	0
Undervotes	47		20	26	0	1	0
Contest Totals	1,841		680	1,117	28	16	0

## PCT 192

### Justice, Supreme Court, Place 3

Vote For 1

	TOTAL	VOTE %		Election Day	Early Voting	Ballot By Mail	Provisional Ballots	Limited Ballots
REP Debra Lehrmann	1,358	75.70%		519	810	19	10	0
DEM Erin A. Nowell	398	22.19%		120	265	9	4	0
LIB Thomas Edward Oxford	38	2.12%		22	15	0	1	0
Total Votes Cast	1,794	100.00%		661	1,090	28	15	0
Overvotes	0			0	0	0	0	0
Undervotes	47			19	27	0	1	0
Contest Totals	1,841			680	1,117	28	16	0

### Justice, Supreme Court, Place 5

Vote For 1

	TOTAL	VOTE %		Election Day	Early Voting	Ballot By Mail	Provisional Ballots	Limited Ballots
REP Rebeca Huddle	1,377	77.19%		534	814	19	10	0
DEM Amanda Reichel	407	22.81%		125	268	9	5	0
Total Votes Cast	1,784	100.00%		659	1,082	28	15	0
Overvotes	0			0	0	0	0	0
Undervotes	57			21	35	0	1	0
Contest Totals	1,841			680	1,117	28	16	0

### Justice, Supreme Court, Place 9

Vote For 1

	TOTAL	VOTE %		Election Day	Early Voting	Ballot By Mail	Provisional Ballots	Limited Ballots
REP Evan Young	1,367	76.45%		526	812	19	10	0
DEM Julia Maldonado	421	23.55%		131	276	9	5	0
Total Votes Cast	1,788	100.00%		657	1,088	28	15	0
Overvotes	0			0	0	0	0	0
Undervotes	53			23	29	0	1	0
Contest Totals	1,841			680	1,117	28	16	0

### Judge, Court of Criminal Appeals, Place 5

Vote For 1

	TOTAL	VOTE %		Election Day	Early Voting	Ballot By Mail	Provisional Ballots	Limited Ballots
REP Scott Walker	1,365	76.60%		525	811	19	10	0
DEM Dana Huffman	417	23.40%		130	273	9	5	0
Total Votes Cast	1,782	100.00%		655	1,084	28	15	0
Overvotes	0			0	0	0	0	0
Undervotes	59			25	33	0	1	0
Contest Totals	1,841			680	1,117	28	16	0

## PCT 192

### Judge, Court of Criminal Appeals, Place 6

Vote For 1

	TOTAL	VOTE %		Election Day	Early Voting	Ballot By Mail	Provisional Ballots	Limited Ballots
REP Jesse F. McClure, III	1,367	76.80%	<div style="width: 76.80%;"><div style="width: 76.80%;"></div></div>	529	809	19	10	0
DEM Robert Johnson	413	23.20%	<div style="width: 23.20%;"><div style="width: 23.20%;"></div></div>	128	271	9	5	0
Total Votes Cast	1,780	100.00%	<div style="width: 100.00%;"><div style="width: 100.00%;"></div></div>	657	1,080	28	15	0
Overvotes	0			0	0	0	0	0
Undervotes	61			23	37	0	1	0
Contest Totals	1,841			680	1,117	28	16	0

### Member, State Board of Education, District 12 CCD

Vote For 1

	TOTAL	VOTE %		Election Day	Early Voting	Ballot By Mail	Provisional Ballots	Limited Ballots
REP Pam Little	1,339	74.89%	<div style="width: 74.89%;"><div style="width: 74.89%;"></div></div>	508	801	19	11	0
DEM Alex Cornwallis	390	21.81%	<div style="width: 21.81%;"><div style="width: 21.81%;"></div></div>	120	257	9	4	0
LIB Christy Mowrey	56	3.13%	<div style="width: 3.13%;"><div style="width: 3.13%;"></div></div>	30	26	0	0	0
Write-In Totals	3	0.17%	<div style="width: 0.17%;"><div style="width: 0.17%;"></div></div>	1	1	0	1	0
Total Votes Cast	1,788	100.00%	<div style="width: 100.00%;"><div style="width: 100.00%;"></div></div>	659	1,085	28	16	0
Overvotes	0			0	0	0	0	0
Undervotes	53			21	32	0	0	0
Contest Totals	1,841			680	1,117	28	16	0

### State Senator, District 8

Vote For 1

	TOTAL	VOTE %		Election Day	Early Voting	Ballot By Mail	Provisional Ballots	Limited Ballots
REP Angela Paxton	1,336	75.01%	<div style="width: 75.01%;"><div style="width: 75.01%;"></div></div>	512	796	18	10	0
DEM Jonathan Cocks	396	22.23%	<div style="width: 22.23%;"><div style="width: 22.23%;"></div></div>	118	264	9	5	0
LIB Edward Kless	49	2.75%	<div style="width: 2.75%;"><div style="width: 2.75%;"></div></div>	27	21	1	0	0
Total Votes Cast	1,781	100.00%	<div style="width: 100.00%;"><div style="width: 100.00%;"></div></div>	657	1,081	28	15	0
Overvotes	0			0	0	0	0	0
Undervotes	60			23	36	0	1	0
Contest Totals	1,841			680	1,117	28	16	0

### Justice, 5th Court of Appeals District, Place 4

Vote For 1

	TOTAL	VOTE %		Election Day	Early Voting	Ballot By Mail	Provisional Ballots	Limited Ballots
REP Emily A. Miskel	1,361	76.89%	<div style="width: 76.89%;"><div style="width: 76.89%;"></div></div>	523	809	19	10	0
DEM Maricela Moore	409	23.11%	<div style="width: 23.11%;"><div style="width: 23.11%;"></div></div>	129	266	9	5	0
Total Votes Cast	1,770	100.00%	<div style="width: 100.00%;"><div style="width: 100.00%;"></div></div>	652	1,075	28	15	0
Overvotes	0			0	0	0	0	0
Undervotes	71			28	42	0	1	0
Contest Totals	1,841			680	1,117	28	16	0

## PCT 192

### Justice, 5th Court of Appeals District, Place 7

Vote For 1

	TOTAL	VOTE %	Election Day	Early Voting	Ballot By Mail	Provisional Ballots	Limited Ballots
REP Kristina Williams	1,360	76.53%	521	810	19	10	0
DEM Nancy Kennedy	417	23.47%	133	270	9	5	0
Total Votes Cast	1,777	100.00%	654	1,080	28	15	0
Overvotes	0		0	0	0	0	0
Undervotes	64		26	37	0	1	0
Contest Totals	1,841		680	1,117	28	16	0

### County Judge CCD

Vote For 1

	TOTAL	VOTE %	Election Day	Early Voting	Ballot By Mail	Provisional Ballots	Limited Ballots
REP Chris Hill	1,359	75.79%	526	803	19	11	0
DEM Joshua Murray	434	24.21%	134	286	9	5	0
Total Votes Cast	1,793	100.00%	660	1,089	28	16	0
Overvotes	0		0	0	0	0	0
Undervotes	48		20	28	0	0	0
Contest Totals	1,841		680	1,117	28	16	0

### District Clerk CCD

Vote For 1

	TOTAL	VOTE %	Election Day	Early Voting	Ballot By Mail	Provisional Ballots	Limited Ballots
REP Mike Gould	1,370	77.05%	530	810	19	11	0
DEM David Brignac	408	22.95%	127	267	9	5	0
Total Votes Cast	1,778	100.00%	657	1,077	28	16	0
Overvotes	0		0	0	0	0	0
Undervotes	63		23	40	0	0	0
Contest Totals	1,841		680	1,117	28	16	0

### Justice of the Peace, Precinct 2

Vote For 1

	TOTAL	VOTE %	Election Day	Early Voting	Ballot By Mail	Provisional Ballots	Limited Ballots
REP Ellen Skinner	1,364	76.50%	524	810	19	11	0
DEM Jennifer McKenzie	419	23.50%	134	271	9	5	0
Total Votes Cast	1,783	100.00%	658	1,081	28	16	0
Overvotes	0		0	0	0	0	0
Undervotes	58		22	36	0	0	0
Contest Totals	1,841		680	1,117	28	16	0

## PCT 192

### East Collin County MUD No. 1 - Proposition A

Vote For 1

	TOTAL	VOTE %	Election Day	Early Voting	Ballot By Mail	Provisional Ballots	Limited Ballots
For	2	100.00%	0	2	0	0	0
Against	0	0.00%	0	0	0	0	0
Total Votes Cast	2	100.00%	0	2	0	0	0
Overvotes	0		0	0	0	0	0
Undervotes	0		0	0	0	0	0
Contest Totals	2		0	2	0	0	0

### East Collin County MUD No. 1 - Directors

Vote For 5

	TOTAL	VOTE %	Election Day	Early Voting	Ballot By Mail	Provisional Ballots	Limited Ballots
CLEATUS MACKEY	2	20.00%	0	2	0	0	0
JOHN MCGOVERN JR.	2	20.00%	0	2	0	0	0
MICHAEL BROWNING	2	20.00%	0	2	0	0	0
PAUL CHESHIRE	2	20.00%	0	2	0	0	0
VERONICA GALAVIZ	2	20.00%	0	2	0	0	0
Total Votes Cast	10	100.00%	0	10	0	0	0
Overvotes	0		0	0	0	0	0
Undervotes	0		0	0	0	0	0
Contest Totals	10		0	10	0	0	0

### East Collin County MUD No. 1 - Proposition B

Vote For 1

	TOTAL	VOTE %	Election Day	Early Voting	Ballot By Mail	Provisional Ballots	Limited Ballots
For	2	100.00%	0	2	0	0	0
Against	0	0.00%	0	0	0	0	0
Total Votes Cast	2	100.00%	0	2	0	0	0
Overvotes	0		0	0	0	0	0
Undervotes	0		0	0	0	0	0
Contest Totals	2		0	2	0	0	0

### East Collin County MUD No. 1 - Proposition C

Vote For 1

	TOTAL	VOTE %	Election Day	Early Voting	Ballot By Mail	Provisional Ballots	Limited Ballots
For	2	100.00%	0	2	0	0	0
Against	0	0.00%	0	0	0	0	0
Total Votes Cast	2	100.00%	0	2	0	0	0
Overvotes	0		0	0	0	0	0
Undervotes	0		0	0	0	0	0
Contest Totals	2		0	2	0	0	0

## PCT 192

### East Collin County MUD No. 1 - Proposition D

Vote For 1

	TOTAL	VOTE %		Election Day	Early Voting	Ballot By Mail	Provisional Ballots	Limited Ballots
For	2	100.00%	<div style="width: 100%; height: 10px; background-color: #ffc107;"></div>	0	2	0	0	0
Against	0	0.00%	<div style="width: 0%; height: 10px; background-color: #6c757d;"></div>	0	0	0	0	0
Total Votes Cast	2	100.00%	<div style="width: 100%; height: 10px; background-color: #ffc107;"></div>	0	2	0	0	0
Overvotes	0			0	0	0	0	0
Undervotes	0			0	0	0	0	0
Contest Totals	2			0	2	0	0	0

### East Collin County MUD No. 1 - Proposition E

Vote For 1

	TOTAL	VOTE %		Election Day	Early Voting	Ballot By Mail	Provisional Ballots	Limited Ballots
For	2	100.00%	<div style="width: 100%; height: 10px; background-color: #ffc107;"></div>	0	2	0	0	0
Against	0	0.00%	<div style="width: 0%; height: 10px; background-color: #6c757d;"></div>	0	0	0	0	0
Total Votes Cast	2	100.00%	<div style="width: 100%; height: 10px; background-color: #ffc107;"></div>	0	2	0	0	0
Overvotes	0			0	0	0	0	0
Undervotes	0			0	0	0	0	0
Contest Totals	2			0	2	0	0	0

### East Collin County MUD No. 1 - Proposition F

Vote For 1

	TOTAL	VOTE %		Election Day	Early Voting	Ballot By Mail	Provisional Ballots	Limited Ballots
For	2	100.00%	<div style="width: 100%; height: 10px; background-color: #ffc107;"></div>	0	2	0	0	0
Against	0	0.00%	<div style="width: 0%; height: 10px; background-color: #6c757d;"></div>	0	0	0	0	0
Total Votes Cast	2	100.00%	<div style="width: 100%; height: 10px; background-color: #ffc107;"></div>	0	2	0	0	0
Overvotes	0			0	0	0	0	0
Undervotes	0			0	0	0	0	0
Contest Totals	2			0	2	0	0	0

### East Collin County MUD No. 1 - Proposition G

Vote For 1

	TOTAL	VOTE %		Election Day	Early Voting	Ballot By Mail	Provisional Ballots	Limited Ballots
For	2	100.00%	<div style="width: 100%; height: 10px; background-color: #ffc107;"></div>	0	2	0	0	0
Against	0	0.00%	<div style="width: 0%; height: 10px; background-color: #6c757d;"></div>	0	0	0	0	0
Total Votes Cast	2	100.00%	<div style="width: 100%; height: 10px; background-color: #ffc107;"></div>	0	2	0	0	0
Overvotes	0			0	0	0	0	0
Undervotes	0			0	0	0	0	0
Contest Totals	2			0	2	0	0	0

## PCT 192

### East Collin County MUD No. 1 - Proposition H

Vote For 1

	TOTAL	VOTE %		Election Day	Early Voting	Ballot By Mail	Provisional Ballots	Limited Ballots
For	2	100.00%	<div style="width: 100%; height: 10px; background-color: #ffc107;"></div>	0	2	0	0	0
Against	0	0.00%	<div style="width: 0%; height: 10px; background-color: #6c757d;"></div>	0	0	0	0	0
Total Votes Cast	2	100.00%	<div style="width: 100%; height: 10px; background-color: #ffc107;"></div>	0	2	0	0	0
Overvotes	0			0	0	0	0	0
Undervotes	0			0	0	0	0	0
Contest Totals	2			0	2	0	0	0

### East Collin County MUD No. 1 - Proposition I

Vote For 1

	TOTAL	VOTE %		Election Day	Early Voting	Ballot By Mail	Provisional Ballots	Limited Ballots
For	2	100.00%	<div style="width: 100%; height: 10px; background-color: #ffc107;"></div>	0	2	0	0	0
Against	0	0.00%	<div style="width: 0%; height: 10px; background-color: #6c757d;"></div>	0	0	0	0	0
Total Votes Cast	2	100.00%	<div style="width: 100%; height: 10px; background-color: #ffc107;"></div>	0	2	0	0	0
Overvotes	0			0	0	0	0	0
Undervotes	0			0	0	0	0	0
Contest Totals	2			0	2	0	0	0

### East Collin County MUD No. 1 - Proposition J

Vote For 1

	TOTAL	VOTE %		Election Day	Early Voting	Ballot By Mail	Provisional Ballots	Limited Ballots
For	2	100.00%	<div style="width: 100%; height: 10px; background-color: #ffc107;"></div>	0	2	0	0	0
Against	0	0.00%	<div style="width: 0%; height: 10px; background-color: #6c757d;"></div>	0	0	0	0	0
Total Votes Cast	2	100.00%	<div style="width: 100%; height: 10px; background-color: #ffc107;"></div>	0	2	0	0	0
Overvotes	0			0	0	0	0	0
Undervotes	0			0	0	0	0	0
Contest Totals	2			0	2	0	0	0

### Riverfield MUD No. 1 - Proposition A

Vote For 1

	TOTAL	VOTE %		Election Day	Early Voting	Ballot By Mail	Provisional Ballots	Limited Ballots
For	0			0	0	0	0	0
Against	0			0	0	0	0	0
Total Votes Cast	0			0	0	0	0	0
Overvotes	0			0	0	0	0	0
Undervotes	0			0	0	0	0	0
Contest Totals	0			0	0	0	0	0

## PCT 192

### Riverfield MUD No. 1 - Directors

Vote For 5

	TOTAL	VOTE %	Election Day	Early Voting	Ballot By Mail	Provisional Ballots	Limited Ballots
Mark Miller	0		0	0	0	0	0
David Lord	0		0	0	0	0	0
Matt Trulock	0		0	0	0	0	0
Donald Martinek	0		0	0	0	0	0
Luke Kangas	0		0	0	0	0	0
Total Votes Cast	0		0	0	0	0	0
Overvotes	0		0	0	0	0	0
Undervotes	0		0	0	0	0	0
Contest Totals	0		0	0	0	0	0

### Riverfield MUD No. 1 - Proposition B

Vote For 1

	TOTAL	VOTE %	Election Day	Early Voting	Ballot By Mail	Provisional Ballots	Limited Ballots
For	0		0	0	0	0	0
Against	0		0	0	0	0	0
Total Votes Cast	0		0	0	0	0	0
Overvotes	0		0	0	0	0	0
Undervotes	0		0	0	0	0	0
Contest Totals	0		0	0	0	0	0

### Riverfield MUD No. 1 - Proposition C

Vote For 1

	TOTAL	VOTE %	Election Day	Early Voting	Ballot By Mail	Provisional Ballots	Limited Ballots
For	0		0	0	0	0	0
Against	0		0	0	0	0	0
Total Votes Cast	0		0	0	0	0	0
Overvotes	0		0	0	0	0	0
Undervotes	0		0	0	0	0	0
Contest Totals	0		0	0	0	0	0

### Riverfield MUD No. 1 - Proposition D

Vote For 1

	TOTAL	VOTE %	Election Day	Early Voting	Ballot By Mail	Provisional Ballots	Limited Ballots
For	0		0	0	0	0	0
Against	0		0	0	0	0	0
Total Votes Cast	0		0	0	0	0	0
Overvotes	0		0	0	0	0	0
Undervotes	0		0	0	0	0	0
Contest Totals	0		0	0	0	0	0



**PCT 192**

**Riverfield MUD No. 1 - Proposition E**

Vote For 1

	TOTAL	VOTE %	Election Day	Early Voting	Ballot By Mail	Provisional Ballots	Limited Ballots
For	0		0	0	0	0	0
Against	0		0	0	0	0	0
Total Votes Cast	0		0	0	0	0	0
Overvotes	0		0	0	0	0	0
Undervotes	0		0	0	0	0	0
Contest Totals	0		0	0	0	0	0

**Riverfield MUD No. 1 - Proposition F**

Vote For 1

	TOTAL	VOTE %	Election Day	Early Voting	Ballot By Mail	Provisional Ballots	Limited Ballots
For	0		0	0	0	0	0
Against	0		0	0	0	0	0
Total Votes Cast	0		0	0	0	0	0
Overvotes	0		0	0	0	0	0
Undervotes	0		0	0	0	0	0
Contest Totals	0		0	0	0	0	0

## PCT 193

### U. S. Representative District 3

Vote For 1

	TOTAL	VOTE %	Election Day	Early Voting	Ballot By Mail	Provisional Ballots	Limited Ballots
REP Keith Self	455	77.25%	162	290	3	0	0
DEM Sandeep Srivastava	120	20.37%	19	98	3	0	0
LIB Christopher Claytor	14	2.38%	6	8	0	0	0
Total Votes Cast	589	100.00%	187	396	6	0	0
Overvotes	0		0	0	0	0	0
Undervotes	15		6	8	1	0	0
Contest Totals	604		193	404	7	0	0

### Governor

Vote For 1

	TOTAL	VOTE %	Election Day	Early Voting	Ballot By Mail	Provisional Ballots	Limited Ballots
REP Greg Abbott	461	76.32%	165	292	4	0	0
DEM Beto O'Rourke	137	22.68%	27	107	3	0	0
LIB Mark Tippetts	5	0.83%	1	4	0	0	0
GRN Delilah Barrios	0	0.00%	0	0	0	0	0
Write-In Totals	1	0.17%	0	1	0	0	0
Total Votes Cast	604	100.00%	193	404	7	0	0
Overvotes	0		0	0	0	0	0
Undervotes	0		0	0	0	0	0
Contest Totals	604		193	404	7	0	0

### Lieutenant Governor

Vote For 1

	TOTAL	VOTE %	Election Day	Early Voting	Ballot By Mail	Provisional Ballots	Limited Ballots
REP Dan Patrick	449	75.46%	158	287	4	0	0
DEM Mike Collier	136	22.86%	28	105	3	0	0
LIB Shanna Steele	10	1.68%	2	8	0	0	0
Total Votes Cast	595	100.00%	188	400	7	0	0
Overvotes	0		0	0	0	0	0
Undervotes	9		5	4	0	0	0
Contest Totals	604		193	404	7	0	0

### Attorney General

Vote For 1

	TOTAL	VOTE %	Election Day	Early Voting	Ballot By Mail	Provisional Ballots	Limited Ballots
REP Ken Paxton	443	74.45%	160	279	4	0	0
DEM Rochelle Mercedes Garza	128	21.51%	24	101	3	0	0
LIB Mark Ash	24	4.03%	5	19	0	0	0
Total Votes Cast	595	100.00%	189	399	7	0	0
Overvotes	0		0	0	0	0	0
Undervotes	9		4	5	0	0	0
Contest Totals	604		193	404	7	0	0

## PCT 193

### Comptroller of Public Accounts

Vote For 1

	TOTAL	VOTE %	Election Day	Early Voting	Ballot By Mail	Provisional Ballots	Limited Ballots
REP Glenn Hegar	463	78.08%	163	297	3	0	0
DEM Janet T. Dudding	117	19.73%	22	92	3	0	0
LIB V. Alonzo Echevarria-Garza	13	2.19%	3	10	0	0	0
Total Votes Cast	593	100.00%	188	399	6	0	0
Overvotes	0		0	0	0	0	0
Undervotes	11		5	5	1	0	0
Contest Totals	604		193	404	7	0	0

### Commissioner of the General Land Office

Vote For 1

	TOTAL	VOTE %	Election Day	Early Voting	Ballot By Mail	Provisional Ballots	Limited Ballots
REP Dawn Buckingham	455	77.25%	160	292	3	0	0
DEM Jay Kleberg	128	21.73%	24	101	3	0	0
GRN Alfred Molison, Jr	6	1.02%	3	3	0	0	0
Write-In Totals	0	0.00%	0	0	0	0	0
Total Votes Cast	589	100.00%	187	396	6	0	0
Overvotes	0		0	0	0	0	0
Undervotes	15		6	8	1	0	0
Contest Totals	604		193	404	7	0	0

### Commissioner of Agriculture

Vote For 1

	TOTAL	VOTE %	Election Day	Early Voting	Ballot By Mail	Provisional Ballots	Limited Ballots
REP Sid Miller	458	77.50%	161	294	3	0	0
DEM Susan Hays	133	22.50%	26	104	3	0	0
Total Votes Cast	591	100.00%	187	398	6	0	0
Overvotes	0		0	0	0	0	0
Undervotes	13		6	6	1	0	0
Contest Totals	604		193	404	7	0	0

### Railroad Commissioner

Vote For 1

	TOTAL	VOTE %	Election Day	Early Voting	Ballot By Mail	Provisional Ballots	Limited Ballots
REP Wayne Christian	455	77.38%	159	293	3	0	0
DEM Luke Warford	118	20.07%	21	94	3	0	0
LIB Jaime Andres Diez	13	2.21%	5	8	0	0	0
GRN Hunter Wayne Crow	2	0.34%	0	2	0	0	0
Total Votes Cast	588	100.00%	185	397	6	0	0
Overvotes	0		0	0	0	0	0
Undervotes	16		8	7	1	0	0
Contest Totals	604		193	404	7	0	0

## PCT 193

### Justice, Supreme Court, Place 3

Vote For 1

	TOTAL	VOTE %	Election Day	Early Voting	Ballot By Mail	Provisional Ballots	Limited Ballots
REP Debra Lehrmann	450	76.92%	155	292	3	0	0
DEM Erin A. Nowell	122	20.85%	21	98	3	0	0
LIB Thomas Edward Oxford	13	2.22%	8	5	0	0	0
Total Votes Cast	585	100.00%	184	395	6	0	0
Overvotes	0		0	0	0	0	0
Undervotes	19		9	9	1	0	0
Contest Totals	604		193	404	7	0	0

### Justice, Supreme Court, Place 5

Vote For 1

	TOTAL	VOTE %	Election Day	Early Voting	Ballot By Mail	Provisional Ballots	Limited Ballots
REP Rebeca Huddle	461	79.21%	163	295	3	0	0
DEM Amanda Reichel	121	20.79%	20	99	2	0	0
Total Votes Cast	582	100.00%	183	394	5	0	0
Overvotes	0		0	0	0	0	0
Undervotes	22		10	10	2	0	0
Contest Totals	604		193	404	7	0	0

### Justice, Supreme Court, Place 9

Vote For 1

	TOTAL	VOTE %	Election Day	Early Voting	Ballot By Mail	Provisional Ballots	Limited Ballots
REP Evan Young	455	78.72%	159	293	3	0	0
DEM Julia Maldonado	123	21.28%	24	96	3	0	0
Total Votes Cast	578	100.00%	183	389	6	0	0
Overvotes	0		0	0	0	0	0
Undervotes	26		10	15	1	0	0
Contest Totals	604		193	404	7	0	0

### Judge, Court of Criminal Appeals, Place 5

Vote For 1

	TOTAL	VOTE %	Election Day	Early Voting	Ballot By Mail	Provisional Ballots	Limited Ballots
REP Scott Walker	450	77.72%	159	288	3	0	0
DEM Dana Huffman	129	22.28%	23	103	3	0	0
Total Votes Cast	579	100.00%	182	391	6	0	0
Overvotes	0		0	0	0	0	0
Undervotes	25		11	13	1	0	0
Contest Totals	604		193	404	7	0	0

## PCT 193

### Judge, Court of Criminal Appeals, Place 6

Vote For 1

	TOTAL	VOTE %		Election Day	Early Voting	Ballot By Mail	Provisional Ballots	Limited Ballots
REP Jesse F. McClure, III	456	78.62%	<div style="width: 78.62%;"><div style="width: 78.62%;"></div></div>	160	293	3	0	0
DEM Robert Johnson	124	21.38%	<div style="width: 21.38%;"><div style="width: 21.38%;"></div></div>	21	100	3	0	0
Total Votes Cast	580	100.00%	<div style="width: 100%;"><div style="width: 100%;"></div></div>	181	393	6	0	0
Overvotes	0			0	0	0	0	0
Undervotes	24			12	11	1	0	0
Contest Totals	604			193	404	7	0	0

### Member, State Board of Education, District 12 CCD

Vote For 1

	TOTAL	VOTE %		Election Day	Early Voting	Ballot By Mail	Provisional Ballots	Limited Ballots
REP Pam Little	448	76.45%	<div style="width: 76.45%;"><div style="width: 76.45%;"></div></div>	153	292	3	0	0
DEM Alex Cornwallis	116	19.80%	<div style="width: 19.80%;"><div style="width: 19.80%;"></div></div>	23	90	3	0	0
LIB Christy Mowrey	21	3.58%	<div style="width: 3.58%;"><div style="width: 3.58%;"></div></div>	9	12	0	0	0
Write-In Totals	1	0.17%	<div style="width: 0.17%;"><div style="width: 0.17%;"></div></div>	0	1	0	0	0
Total Votes Cast	586	100.00%	<div style="width: 100%;"><div style="width: 100%;"></div></div>	185	395	6	0	0
Overvotes	0			0	0	0	0	0
Undervotes	18			8	9	1	0	0
Contest Totals	604			193	404	7	0	0

### State Senator, District 8

Vote For 1

	TOTAL	VOTE %		Election Day	Early Voting	Ballot By Mail	Provisional Ballots	Limited Ballots
REP Angela Paxton	441	75.26%	<div style="width: 75.26%;"><div style="width: 75.26%;"></div></div>	157	281	3	0	0
DEM Jonathan Cocks	127	21.67%	<div style="width: 21.67%;"><div style="width: 21.67%;"></div></div>	23	101	3	0	0
LIB Edward Kless	18	3.07%	<div style="width: 3.07%;"><div style="width: 3.07%;"></div></div>	6	12	0	0	0
Total Votes Cast	586	100.00%	<div style="width: 100%;"><div style="width: 100%;"></div></div>	186	394	6	0	0
Overvotes	0			0	0	0	0	0
Undervotes	18			7	10	1	0	0
Contest Totals	604			193	404	7	0	0

### Justice, 5th Court of Appeals District, Place 4

Vote For 1

	TOTAL	VOTE %		Election Day	Early Voting	Ballot By Mail	Provisional Ballots	Limited Ballots
REP Emily A. Miskel	454	77.87%	<div style="width: 77.87%;"><div style="width: 77.87%;"></div></div>	159	292	3	0	0
DEM Maricela Moore	129	22.13%	<div style="width: 22.13%;"><div style="width: 22.13%;"></div></div>	26	100	3	0	0
Total Votes Cast	583	100.00%	<div style="width: 100%;"><div style="width: 100%;"></div></div>	185	392	6	0	0
Overvotes	0			0	0	0	0	0
Undervotes	21			8	12	1	0	0
Contest Totals	604			193	404	7	0	0

## PCT 193

### Justice, 5th Court of Appeals District, Place 7

Vote For 1

	TOTAL	VOTE %	Election Day	Early Voting	Ballot By Mail	Provisional Ballots	Limited Ballots
REP Kristina Williams	458	78.69%	163	292	3	0	0
DEM Nancy Kennedy	124	21.31%	21	100	3	0	0
Total Votes Cast	582	100.00%	184	392	6	0	0
Overvotes	0		0	0	0	0	0
Undervotes	22		9	12	1	0	0
Contest Totals	604		193	404	7	0	0

### County Judge CCD

Vote For 1

	TOTAL	VOTE %	Election Day	Early Voting	Ballot By Mail	Provisional Ballots	Limited Ballots
REP Chris Hill	457	78.39%	162	291	4	0	0
DEM Joshua Murray	126	21.61%	21	102	3	0	0
Total Votes Cast	583	100.00%	183	393	7	0	0
Overvotes	0		0	0	0	0	0
Undervotes	21		10	11	0	0	0
Contest Totals	604		193	404	7	0	0

### District Clerk CCD

Vote For 1

	TOTAL	VOTE %	Election Day	Early Voting	Ballot By Mail	Provisional Ballots	Limited Ballots
REP Mike Gould	453	77.97%	159	291	3	0	0
DEM David Brignac	128	22.03%	22	103	3	0	0
Total Votes Cast	581	100.00%	181	394	6	0	0
Overvotes	0		0	0	0	0	0
Undervotes	23		12	10	1	0	0
Contest Totals	604		193	404	7	0	0

### Justice of the Peace, Precinct 2





Vote For 1

	TOTAL	VOTE %	Election Day	Early Voting	Ballot By Mail	Provisional Ballots	Limited Ballots
REP Ellen Skinner	461	78.40%	162	296	3	0	0
DEM Jennifer McKenzie	127	21.60%	25	99	3	0	0
Total Votes Cast	588	100.00%	187	395	6	0	0
Overvotes	0		0	0	0	0	0
Undervotes	16		6	9	1	0	0
Contest Totals	604		193	404	7	0	0

## PCT 193




### Lavon, City of - Council, Place 5

Vote For 1

	TOTAL	VOTE %		Election Day	Early Voting	Ballot By Mail	Provisional Ballots	Limited Ballots
Lindsey Hedge	8	57.14%		4	4	0	0	0
Tracy Filo	4	28.57%		2	2	0	0	0
Lindsay Tarrant	2	14.29%		1	1	0	0	0
Total Votes Cast	14	100.00%		7	7	0	0	0
Overvotes	0			0	0	0	0	0
Undervotes	13			2	11	0	0	0
Contest Totals	27			9	18	0	0	0

### Lavon, City of - Home Rule Charter

Vote For 1

	TOTAL	VOTE %		Election Day	Early Voting	Ballot By Mail	Provisional Ballots	Limited Ballots
For	17	80.95%		5	12	0	0	0
Against	4	19.05%		2	2	0	0	0
Total Votes Cast	21	100.00%		7	14	0	0	0
Overvotes	0			0	0	0	0	0
Undervotes	6			2	4	0	0	0
Contest Totals	27			9	18	0	0	0

## PCT 194

### U. S. Representative District 3

Vote For 1

	TOTAL	VOTE %		Election Day	Early Voting	Ballot By Mail	Provisional Ballots	Limited Ballots
REP Keith Self	15	88.24%		9	6	0	0	0
DEM Sandeep Srivastava	2	11.76%		2	0	0	0	0
LIB Christopher Claytor	0	0.00%		0	0	0	0	0
Total Votes Cast	17	100.00%		11	6	0	0	0
Overvotes	0			0	0	0	0	0
Undervotes	0			0	0	0	0	0
Contest Totals	17			11	6	0	0	0

### Governor

Vote For 1

	TOTAL	VOTE %		Election Day	Early Voting	Ballot By Mail	Provisional Ballots	Limited Ballots
REP Greg Abbott	14	82.35%		9	5	0	0	0
DEM Beto O'Rourke	3	17.65%		2	1	0	0	0
LIB Mark Tippetts	0	0.00%		0	0	0	0	0
GRN Delilah Barrios	0	0.00%		0	0	0	0	0
Write-In Totals	0	0.00%		0	0	0	0	0
Total Votes Cast	17	100.00%		11	6	0	0	0
Overvotes	0			0	0	0	0	0
Undervotes	0			0	0	0	0	0
Contest Totals	17			11	6	0	0	0

### Lieutenant Governor

Vote For 1

	TOTAL	VOTE %		Election Day	Early Voting	Ballot By Mail	Provisional Ballots	Limited Ballots
REP Dan Patrick	15	88.24%		9	6	0	0	0
DEM Mike Collier	2	11.76%		2	0	0	0	0
LIB Shanna Steele	0	0.00%		0	0	0	0	0
Total Votes Cast	17	100.00%		11	6	0	0	0
Overvotes	0			0	0	0	0	0
Undervotes	0			0	0	0	0	0
Contest Totals	17			11	6	0	0	0

### Attorney General

Vote For 1

	TOTAL	VOTE %		Election Day	Early Voting	Ballot By Mail	Provisional Ballots	Limited Ballots
REP Ken Paxton	15	88.24%		9	6	0	0	0
DEM Rochelle Mercedes Garza	2	11.76%		2	0	0	0	0
LIB Mark Ash	0	0.00%		0	0	0	0	0
Total Votes Cast	17	100.00%		11	6	0	0	0
Overvotes	0			0	0	0	0	0
Undervotes	0			0	0	0	0	0
Contest Totals	17			11	6	0	0	0



## PCT 194

### Comptroller of Public Accounts

Vote For 1

	TOTAL	VOTE %		Election Day	Early Voting	Ballot By Mail	Provisional Ballots	Limited Ballots
REP Glenn Hegar	15	88.24%	<div style="width: 88.24%;"><div style="width: 88.24%;"></div></div>	9	6	0	0	0
DEM Janet T. Dudding	2	11.76%	<div style="width: 11.76%;"><div style="width: 11.76%;"></div></div>	2	0	0	0	0
LIB V. Alonzo Echevarria-Garza	0	0.00%	<div style="width: 0.00%;"><div style="width: 0.00%;"></div></div>	0	0	0	0	0
Total Votes Cast	17	100.00%	<div style="width: 100.00%;"><div style="width: 100.00%;"></div></div>	11	6	0	0	0
Overvotes	0			0	0	0	0	0
Undervotes	0			0	0	0	0	0
Contest Totals	17			11	6	0	0	0

### Commissioner of the General Land Office

Vote For 1

	TOTAL	VOTE %		Election Day	Early Voting	Ballot By Mail	Provisional Ballots	Limited Ballots
REP Dawn Buckingham	15	88.24%	<div style="width: 88.24%;"><div style="width: 88.24%;"></div></div>	9	6	0	0	0
DEM Jay Kleberg	2	11.76%	<div style="width: 11.76%;"><div style="width: 11.76%;"></div></div>	2	0	0	0	0
GRN Alfred Molison, Jr	0	0.00%	<div style="width: 0.00%;"><div style="width: 0.00%;"></div></div>	0	0	0	0	0
Write-In Totals	0	0.00%	<div style="width: 0.00%;"><div style="width: 0.00%;"></div></div>	0	0	0	0	0
Total Votes Cast	17	100.00%	<div style="width: 100.00%;"><div style="width: 100.00%;"></div></div>	11	6	0	0	0
Overvotes	0			0	0	0	0	0
Undervotes	0			0	0	0	0	0
Contest Totals	17			11	6	0	0	0

### Commissioner of Agriculture

Vote For 1

	TOTAL	VOTE %		Election Day	Early Voting	Ballot By Mail	Provisional Ballots	Limited Ballots
REP Sid Miller	15	88.24%	<div style="width: 88.24%;"><div style="width: 88.24%;"></div></div>	9	6	0	0	0
DEM Susan Hays	2	11.76%	<div style="width: 11.76%;"><div style="width: 11.76%;"></div></div>	2	0	0	0	0
Total Votes Cast	17	100.00%	<div style="width: 100.00%;"><div style="width: 100.00%;"></div></div>	11	6	0	0	0
Overvotes	0			0	0	0	0	0
Undervotes	0			0	0	0	0	0
Contest Totals	17			11	6	0	0	0

### Railroad Commissioner

Vote For 1

	TOTAL	VOTE %		Election Day	Early Voting	Ballot By Mail	Provisional Ballots	Limited Ballots
REP Wayne Christian	15	88.24%	<div style="width: 88.24%;"><div style="width: 88.24%;"></div></div>	9	6	0	0	0
DEM Luke Warford	2	11.76%	<div style="width: 11.76%;"><div style="width: 11.76%;"></div></div>	2	0	0	0	0
LIB Jaime Andres Diez	0	0.00%	<div style="width: 0.00%;"><div style="width: 0.00%;"></div></div>	0	0	0	0	0
GRN Hunter Wayne Crow	0	0.00%	<div style="width: 0.00%;"><div style="width: 0.00%;"></div></div>	0	0	0	0	0
Total Votes Cast	17	100.00%	<div style="width: 100.00%;"><div style="width: 100.00%;"></div></div>	11	6	0	0	0
Overvotes	0			0	0	0	0	0
Undervotes	0			0	0	0	0	0
Contest Totals	17			11	6	0	0	0

## PCT 194

### Justice, Supreme Court, Place 3

Vote For 1

	TOTAL	VOTE %		Election Day	Early Voting	Ballot By Mail	Provisional Ballots	Limited Ballots
REP Debra Lehrmann	15	88.24%	<div style="width: 88.24%;"><div style="width: 88.24%;"></div></div>	9	6	0	0	0
DEM Erin A. Nowell	2	11.76%	<div style="width: 11.76%;"><div style="width: 11.76%;"></div></div>	2	0	0	0	0
LIB Thomas Edward Oxford	0	0.00%	<div style="width: 0.00%;"><div style="width: 0.00%;"></div></div>	0	0	0	0	0
Total Votes Cast	17	100.00%	<div style="width: 100.00%;"><div style="width: 100.00%;"></div></div>	11	6	0	0	0
Overvotes	0			0	0	0	0	0
Undervotes	0			0	0	0	0	0
Contest Totals	17			11	6	0	0	0

### Justice, Supreme Court, Place 5

Vote For 1

	TOTAL	VOTE %		Election Day	Early Voting	Ballot By Mail	Provisional Ballots	Limited Ballots
REP Rebeca Huddle	15	88.24%	<div style="width: 88.24%;"><div style="width: 88.24%;"></div></div>	9	6	0	0	0
DEM Amanda Reichel	2	11.76%	<div style="width: 11.76%;"><div style="width: 11.76%;"></div></div>	2	0	0	0	0
Total Votes Cast	17	100.00%	<div style="width: 100.00%;"><div style="width: 100.00%;"></div></div>	11	6	0	0	0
Overvotes	0			0	0	0	0	0
Undervotes	0			0	0	0	0	0
Contest Totals	17			11	6	0	0	0

### Justice, Supreme Court, Place 9

Vote For 1

	TOTAL	VOTE %		Election Day	Early Voting	Ballot By Mail	Provisional Ballots	Limited Ballots
REP Evan Young	15	88.24%	<div style="width: 88.24%;"><div style="width: 88.24%;"></div></div>	9	6	0	0	0
DEM Julia Maldonado	2	11.76%	<div style="width: 11.76%;"><div style="width: 11.76%;"></div></div>	2	0	0	0	0
Total Votes Cast	17	100.00%	<div style="width: 100.00%;"><div style="width: 100.00%;"></div></div>	11	6	0	0	0
Overvotes	0			0	0	0	0	0
Undervotes	0			0	0	0	0	0
Contest Totals	17			11	6	0	0	0

### Judge, Court of Criminal Appeals, Place 5

Vote For 1

	TOTAL	VOTE %		Election Day	Early Voting	Ballot By Mail	Provisional Ballots	Limited Ballots
REP Scott Walker	14	87.50%	<div style="width: 87.50%;"><div style="width: 87.50%;"></div></div>	9	5	0	0	0
DEM Dana Huffman	2	12.50%	<div style="width: 12.50%;"><div style="width: 12.50%;"></div></div>	2	0	0	0	0
Total Votes Cast	16	100.00%	<div style="width: 100.00%;"><div style="width: 100.00%;"></div></div>	11	5	0	0	0
Overvotes	0			0	0	0	0	0
Undervotes	1			0	1	0	0	0
Contest Totals	17			11	6	0	0	0

## PCT 194

### Judge, Court of Criminal Appeals, Place 6

Vote For 1

	TOTAL	VOTE %		Election Day	Early Voting	Ballot By Mail	Provisional Ballots	Limited Ballots
REP Jesse F. McClure, III	14	87.50%	<div style="width: 87.5%;"><div style="width: 87.5%;"></div></div>	9	5	0	0	0
DEM Robert Johnson	2	12.50%	<div style="width: 12.5%;"><div style="width: 12.5%;"></div></div>	2	0	0	0	0
Total Votes Cast	16	100.00%	<div style="width: 100%;"><div style="width: 100%;"></div></div>	11	5	0	0	0
Overvotes	0			0	0	0	0	0
Undervotes	1			0	1	0	0	0
Contest Totals	17			11	6	0	0	0

### Member, State Board of Education, District 12 CCD

Vote For 1

	TOTAL	VOTE %		Election Day	Early Voting	Ballot By Mail	Provisional Ballots	Limited Ballots
REP Pam Little	13	86.67%	<div style="width: 86.67%;"><div style="width: 86.67%;"></div></div>	9	4	0	0	0
DEM Alex Cornwallis	2	13.33%	<div style="width: 13.33%;"><div style="width: 13.33%;"></div></div>	2	0	0	0	0
LIB Christy Mowrey	0	0.00%	<div style="width: 0%;"><div style="width: 0%;"></div></div>	0	0	0	0	0
Write-In Totals	0	0.00%	<div style="width: 0%;"><div style="width: 0%;"></div></div>	0	0	0	0	0
Total Votes Cast	15	100.00%	<div style="width: 100%;"><div style="width: 100%;"></div></div>	11	4	0	0	0
Overvotes	0			0	0	0	0	0
Undervotes	2			0	2	0	0	0
Contest Totals	17			11	6	0	0	0

### State Senator, District 8

Vote For 1

	TOTAL	VOTE %		Election Day	Early Voting	Ballot By Mail	Provisional Ballots	Limited Ballots
REP Angela Paxton	14	87.50%	<div style="width: 87.5%;"><div style="width: 87.5%;"></div></div>	9	5	0	0	0
DEM Jonathan Cocks	2	12.50%	<div style="width: 12.5%;"><div style="width: 12.5%;"></div></div>	2	0	0	0	0
LIB Edward Kless	0	0.00%	<div style="width: 0%;"><div style="width: 0%;"></div></div>	0	0	0	0	0
Total Votes Cast	16	100.00%	<div style="width: 100%;"><div style="width: 100%;"></div></div>	11	5	0	0	0
Overvotes	0			0	0	0	0	0
Undervotes	1			0	1	0	0	0
Contest Totals	17			11	6	0	0	0

### Justice, 5th Court of Appeals District, Place 4




Vote For 1

	TOTAL	VOTE %		Election Day	Early Voting	Ballot By Mail	Provisional Ballots	Limited Ballots
REP Emily A. Miskel	13	86.67%	<div style="width: 86.67%;"><div style="width: 86.67%;"></div></div>	9	4	0	0	0
DEM Maricela Moore	2	13.33%	<div style="width: 13.33%;"><div style="width: 13.33%;"></div></div>	2	0	0	0	0
Total Votes Cast	15	100.00%	<div style="width: 100%;"><div style="width: 100%;"></div></div>	11	4	0	0	0
Overvotes	0			0	0	0	0	0
Undervotes	2			0	2	0	0	0
Contest Totals	17			11	6	0	0	0

## PCT 194




### Justice, 5th Court of Appeals District, Place 7

Vote For 1

	TOTAL	VOTE %		Election Day	Early Voting	Ballot By Mail	Provisional Ballots	Limited Ballots
REP Kristina Williams	14	87.50%		9	5	0	0	0
DEM Nancy Kennedy	2	12.50%		2	0	0	0	0
Total Votes Cast	16	100.00%		11	5	0	0	0
Overvotes	0			0	0	0	0	0
Undervotes	1			0	1	0	0	0
Contest Totals	17			11	6	0	0	0




### County Judge CCD

Vote For 1

	TOTAL	VOTE %		Election Day	Early Voting	Ballot By Mail	Provisional Ballots	Limited Ballots
REP Chris Hill	13	86.67%		8	5	0	0	0
DEM Joshua Murray	2	13.33%		2	0	0	0	0
Total Votes Cast	15	100.00%		10	5	0	0	0
Overvotes	0			0	0	0	0	0
Undervotes	2			1	1	0	0	0
Contest Totals	17			11	6	0	0	0




### District Clerk CCD

Vote For 1

	TOTAL	VOTE %		Election Day	Early Voting	Ballot By Mail	Provisional Ballots	Limited Ballots
REP Mike Gould	14	87.50%		9	5	0	0	0
DEM David Brignac	2	12.50%		2	0	0	0	0
Total Votes Cast	16	100.00%		11	5	0	0	0
Overvotes	0			0	0	0	0	0
Undervotes	1			0	1	0	0	0
Contest Totals	17			11	6	0	0	0

### Justice of the Peace, Precinct 2

Vote For 1

	TOTAL	VOTE %		Election Day	Early Voting	Ballot By Mail	Provisional Ballots	Limited Ballots
REP Ellen Skinner	14	87.50%		9	5	0	0	0
DEM Jennifer McKenzie	2	12.50%		2	0	0	0	0
Total Votes Cast	16	100.00%		11	5	0	0	0
Overvotes	0			0	0	0	0	0
Undervotes	1			0	1	0	0	0
Contest Totals	17			11	6	0	0	0

## PCT 195

### U. S. Representative District 3

Vote For 1

	TOTAL	VOTE %	Election Day	Early Voting	Ballot By Mail	Provisional Ballots	Limited Ballots
REP Keith Self	392	73.68%	85	290	17	0	0
DEM Sandeep Srivastava	118	22.18%	22	90	6	0	0
LIB Christopher Claytor	22	4.14%	8	14	0	0	0
Total Votes Cast	532	100.00%	115	394	23	0	0
Overvotes	0		0	0	0	0	0
Undervotes	9		2	7	0	0	0
Contest Totals	541		117	401	23	0	0

### Governor

Vote For 1

	TOTAL	VOTE %	Election Day	Early Voting	Ballot By Mail	Provisional Ballots	Limited Ballots
REP Greg Abbott	398	74.12%	88	293	17	0	0
DEM Beto O'Rourke	131	24.39%	28	97	6	0	0
LIB Mark Tippetts	5	0.93%	0	5	0	0	0
GRN Delilah Barrios	2	0.37%	1	1	0	0	0
Write-In Totals	1	0.19%	0	1	0	0	0
Total Votes Cast	537	100.00%	117	397	23	0	0
Overvotes	0		0	0	0	0	0
Undervotes	4		0	4	0	0	0
Contest Totals	541		117	401	23	0	0

### Lieutenant Governor

Vote For 1

	TOTAL	VOTE %	Election Day	Early Voting	Ballot By Mail	Provisional Ballots	Limited Ballots
REP Dan Patrick	391	73.08%	85	289	17	0	0
DEM Mike Collier	128	23.93%	26	96	6	0	0
LIB Shanna Steele	16	2.99%	6	10	0	0	0
Total Votes Cast	535	100.00%	117	395	23	0	0
Overvotes	0		0	0	0	0	0
Undervotes	6		0	6	0	0	0
Contest Totals	541		117	401	23	0	0

### Attorney General

Vote For 1

	TOTAL	VOTE %	Election Day	Early Voting	Ballot By Mail	Provisional Ballots	Limited Ballots
REP Ken Paxton	385	71.83%	84	285	16	0	0
DEM Rochelle Mercedes Garza	128	23.88%	25	97	6	0	0
LIB Mark Ash	23	4.29%	8	15	0	0	0
Total Votes Cast	536	100.00%	117	397	22	0	0
Overvotes	0		0	0	0	0	0
Undervotes	5		0	4	1	0	0
Contest Totals	541		117	401	23	0	0

## PCT 195

### Comptroller of Public Accounts

Vote For 1

	TOTAL	VOTE %		Election Day	Early Voting	Ballot By Mail	Provisional Ballots	Limited Ballots
REP Glenn Hegar	406	76.60%		89	300	17	0	0
DEM Janet T. Dudding	108	20.38%		21	81	6	0	0
LIB V. Alonzo Echevarria-Garza	16	3.02%		4	12	0	0	0
Total Votes Cast	530	100.00%		114	393	23	0	0
Overvotes	0			0	0	0	0	0
Undervotes	11			3	8	0	0	0
Contest Totals	541			117	401	23	0	0

### Commissioner of the General Land Office

Vote For 1

	TOTAL	VOTE %		Election Day	Early Voting	Ballot By Mail	Provisional Ballots	Limited Ballots
REP Dawn Buckingham	403	76.47%		86	300	17	0	0
DEM Jay Kleberg	118	22.39%		24	88	6	0	0
GRN Alfred Molison, Jr	6	1.14%		3	3	0	0	0
Write-In Totals	0	0.00%		0	0	0	0	0
Total Votes Cast	527	100.00%		113	391	23	0	0
Overvotes	0			0	0	0	0	0
Undervotes	14			4	10	0	0	0
Contest Totals	541			117	401	23	0	0

### Commissioner of Agriculture

Vote For 1

	TOTAL	VOTE %		Election Day	Early Voting	Ballot By Mail	Provisional Ballots	Limited Ballots
REP Sid Miller	409	78.05%		87	305	17	0	0
DEM Susan Hays	115	21.95%		24	85	6	0	0
Total Votes Cast	524	100.00%		111	390	23	0	0
Overvotes	0			0	0	0	0	0
Undervotes	17			6	11	0	0	0
Contest Totals	541			117	401	23	0	0

### Railroad Commissioner

Vote For 1

	TOTAL	VOTE %		Election Day	Early Voting	Ballot By Mail	Provisional Ballots	Limited Ballots
REP Wayne Christian	389	73.67%		82	290	17	0	0
DEM Luke Warford	109	20.64%		21	82	6	0	0
LIB Jaime Andres Diez	24	4.55%		7	17	0	0	0
GRN Hunter Wayne Crow	6	1.14%		3	3	0	0	0
Total Votes Cast	528	100.00%		113	392	23	0	0
Overvotes	0			0	0	0	0	0
Undervotes	13			4	9	0	0	0
Contest Totals	541			117	401	23	0	0

## PCT 195

### Justice, Supreme Court, Place 3

Vote For 1

	TOTAL	VOTE %		Election Day	Early Voting	Ballot By Mail	Provisional Ballots	Limited Ballots
REP Debra Lehrmann	398	75.09%		83	298	17	0	0
DEM Erin A. Nowell	115	21.70%		24	85	6	0	0
LIB Thomas Edward Oxford	17	3.21%		6	11	0	0	0
Total Votes Cast	530	100.00%		113	394	23	0	0
Overvotes	0			0	0	0	0	0
Undervotes	11			4	7	0	0	0
Contest Totals	541			117	401	23	0	0

### Justice, Supreme Court, Place 5

Vote For 1

	TOTAL	VOTE %		Election Day	Early Voting	Ballot By Mail	Provisional Ballots	Limited Ballots
REP Rebeca Huddle	405	77.59%		85	303	17	0	0
DEM Amanda Reichel	117	22.41%		24	88	5	0	0
Total Votes Cast	522	100.00%		109	391	22	0	0
Overvotes	0			0	0	0	0	0
Undervotes	19			8	10	1	0	0
Contest Totals	541			117	401	23	0	0

### Justice, Supreme Court, Place 9

Vote For 1

	TOTAL	VOTE %		Election Day	Early Voting	Ballot By Mail	Provisional Ballots	Limited Ballots
REP Evan Young	406	77.48%		86	303	17	0	0
DEM Julia Maldonado	118	22.52%		23	89	6	0	0
Total Votes Cast	524	100.00%		109	392	23	0	0
Overvotes	0			0	0	0	0	0
Undervotes	17			8	9	0	0	0
Contest Totals	541			117	401	23	0	0

### Judge, Court of Criminal Appeals, Place 5

Vote For 1

	TOTAL	VOTE %		Election Day	Early Voting	Ballot By Mail	Provisional Ballots	Limited Ballots
REP Scott Walker	407	77.82%		87	303	17	0	0
DEM Dana Huffman	116	22.18%		22	88	6	0	0
Total Votes Cast	523	100.00%		109	391	23	0	0
Overvotes	0			0	0	0	0	0
Undervotes	18			8	10	0	0	0
Contest Totals	541			117	401	23	0	0

## PCT 195

### Judge, Court of Criminal Appeals, Place 6

Vote For 1

	TOTAL	VOTE %		Election Day	Early Voting	Ballot By Mail	Provisional Ballots	Limited Ballots
REP Jesse F. McClure, III	404	77.54%	<div style="width: 77.54%;"><div style="width: 77.54%;"></div></div>	84	303	17	0	0
DEM Robert Johnson	117	22.46%	<div style="width: 22.46%;"><div style="width: 22.46%;"></div></div>	25	86	6	0	0
Total Votes Cast	521	100.00%	<div style="width: 100.00%;"><div style="width: 100.00%;"></div></div>	109	389	23	0	0
Overvotes	0			0	0	0	0	0
Undervotes	20			8	12	0	0	0
Contest Totals	541			117	401	23	0	0

### Member, State Board of Education, District 12 CCD

Vote For 1

	TOTAL	VOTE %		Election Day	Early Voting	Ballot By Mail	Provisional Ballots	Limited Ballots
REP Pam Little	387	74.00%	<div style="width: 74.00%;"><div style="width: 74.00%;"></div></div>	83	289	15	0	0
DEM Alex Cornwallis	113	21.61%	<div style="width: 21.61%;"><div style="width: 21.61%;"></div></div>	19	88	6	0	0
LIB Christy Mowrey	23	4.40%	<div style="width: 4.40%;"><div style="width: 4.40%;"></div></div>	7	14	2	0	0
Write-In Totals	0	0.00%	<div style="width: 0.00%;"><div style="width: 0.00%;"></div></div>	0	0	0	0	0
Total Votes Cast	523	100.00%	<div style="width: 100.00%;"><div style="width: 100.00%;"></div></div>	109	391	23	0	0
Overvotes	0			0	0	0	0	0
Undervotes	18			8	10	0	0	0
Contest Totals	541			117	401	23	0	0

### State Senator, District 8

Vote For 1

	TOTAL	VOTE %		Election Day	Early Voting	Ballot By Mail	Provisional Ballots	Limited Ballots
REP Angela Paxton	384	72.87%	<div style="width: 72.87%;"><div style="width: 72.87%;"></div></div>	82	288	14	0	0
DEM Jonathan Cocks	122	23.15%	<div style="width: 23.15%;"><div style="width: 23.15%;"></div></div>	24	92	6	0	0
LIB Edward Kless	21	3.98%	<div style="width: 3.98%;"><div style="width: 3.98%;"></div></div>	6	15	0	0	0
Total Votes Cast	527	100.00%	<div style="width: 100.00%;"><div style="width: 100.00%;"></div></div>	112	395	20	0	0
Overvotes	0			0	0	0	0	0
Undervotes	14			5	6	3	0	0
Contest Totals	541			117	401	23	0	0

### Justice, 5th Court of Appeals District, Place 4

Vote For 1

	TOTAL	VOTE %		Election Day	Early Voting	Ballot By Mail	Provisional Ballots	Limited Ballots
REP Emily A. Miskel	404	77.69%	<div style="width: 77.69%;"><div style="width: 77.69%;"></div></div>	86	301	17	0	0
DEM Maricela Moore	116	22.31%	<div style="width: 22.31%;"><div style="width: 22.31%;"></div></div>	22	88	6	0	0
Total Votes Cast	520	100.00%	<div style="width: 100.00%;"><div style="width: 100.00%;"></div></div>	108	389	23	0	0
Overvotes	0			0	0	0	0	0
Undervotes	21			9	12	0	0	0
Contest Totals	541			117	401	23	0	0



## PCT 195

### Justice, 5th Court of Appeals District, Place 7

Vote For 1

	TOTAL	VOTE %	Election Day	Early Voting	Ballot By Mail	Provisional Ballots	Limited Ballots
REP Kristina Williams	407	78.12%	86	304	17	0	0
DEM Nancy Kennedy	114	21.88%	23	85	6	0	0
Total Votes Cast	521	100.00%	109	389	23	0	0
Overvotes	0		0	0	0	0	0
Undervotes	20		8	12	0	0	0
Contest Totals	541		117	401	23	0	0

### County Judge CCD

Vote For 1

	TOTAL	VOTE %	Election Day	Early Voting	Ballot By Mail	Provisional Ballots	Limited Ballots
REP Chris Hill	400	76.34%	84	299	17	0	0
DEM Joshua Murray	124	23.66%	26	92	6	0	0
Total Votes Cast	524	100.00%	110	391	23	0	0
Overvotes	0		0	0	0	0	0
Undervotes	17		7	10	0	0	0
Contest Totals	541		117	401	23	0	0

### District Clerk CCD

Vote For 1

	TOTAL	VOTE %	Election Day	Early Voting	Ballot By Mail	Provisional Ballots	Limited Ballots
REP Mike Gould	401	77.56%	87	297	17	0	0
DEM David Brignac	116	22.44%	21	89	6	0	0
Total Votes Cast	517	100.00%	108	386	23	0	0
Overvotes	0		0	0	0	0	0
Undervotes	24		9	15	0	0	0
Contest Totals	541		117	401	23	0	0

### Justice of the Peace, Precinct 3




Vote For 1

	TOTAL	VOTE %	Election Day	Early Voting	Ballot By Mail	Provisional Ballots	Limited Ballots
REP Mike Missildine	404	78.45%	84	304	16	0	0
DEM Irvin Lynn Barrett	111	21.55%	23	82	6	0	0
Total Votes Cast	515	100.00%	107	386	22	0	0
Overvotes	0		0	0	0	0	0
Undervotes	26		10	15	1	0	0
Contest Totals	541		117	401	23	0	0

## PCT 195




### Wylie ISD - Trustee, Place 1

Vote For 1

	TOTAL	VOTE %		Election Day	Early Voting	Ballot By Mail	Provisional Ballots	Limited Ballots
Jill Palmer	168	36.92%		33	125	10	0	0
Stacie Smith	287	63.08%		57	222	8	0	0
Total Votes Cast	455	100.00%		90	347	18	0	0
Overvotes	0			0	0	0	0	0
Undervotes	86			27	54	5	0	0
Contest Totals	541			117	401	23	0	0




### Wylie ISD - Trustee, Place 2

Vote For 1

	TOTAL	VOTE %		Election Day	Early Voting	Ballot By Mail	Provisional Ballots	Limited Ballots
Jeffrey Keech	173	38.19%		34	128	11	0	0
Mike Williams	280	61.81%		54	219	7	0	0
Total Votes Cast	453	100.00%		88	347	18	0	0
Overvotes	0			0	0	0	0	0
Undervotes	88			29	54	5	0	0
Contest Totals	541			117	401	23	0	0




### Wylie ISD - Trustee, Place 5

Vote For 1

	TOTAL	VOTE %		Election Day	Early Voting	Ballot By Mail	Provisional Ballots	Limited Ballots
Virddie Montgomery	317	68.03%		67	239	11	0	0
Kevin Brooks	149	31.97%		25	117	7	0	0
Total Votes Cast	466	100.00%		92	356	18	0	0
Overvotes	0			0	0	0	0	0
Undervotes	75			25	45	5	0	0
Contest Totals	541			117	401	23	0	0

### Wylie ISD - Trustee, Place 6

Vote For 1

	TOTAL	VOTE %		Election Day	Early Voting	Ballot By Mail	Provisional Ballots	Limited Ballots
Jacob Day	281	64.30%		59	215	7	0	0
Michael Schwerin	156	35.70%		25	121	10	0	0
Total Votes Cast	437	100.00%		84	336	17	0	0
Overvotes	0			0	0	0	0	0
Undervotes	104			33	65	6	0	0
Contest Totals	541			117	401	23	0	0

## PCT 196

### U. S. Representative District 3

Vote For 1

	TOTAL	VOTE %	Election Day	Early Voting	Ballot By Mail	Provisional Ballots	Limited Ballots
REP Keith Self	549	55.85%	132	397	19	1	0
DEM Sandeep Srivastava	393	39.98%	99	280	13	1	0
LIB Christopher Claytor	41	4.17%	14	27	0	0	0
Total Votes Cast	983	100.00%	245	704	32	2	0
Overvotes	0		0	0	0	0	0
Undervotes	11		5	6	0	0	0
Contest Totals	994		250	710	32	2	0

### Governor

Vote For 1

	TOTAL	VOTE %	Election Day	Early Voting	Ballot By Mail	Provisional Ballots	Limited Ballots
REP Greg Abbott	557	56.15%	137	400	19	1	0
DEM Beto O'Rourke	417	42.04%	104	299	13	1	0
LIB Mark Tippetts	16	1.61%	6	10	0	0	0
GRN Delilah Barrios	1	0.10%	1	0	0	0	0
Write-In Totals	1	0.10%	1	0	0	0	0
Total Votes Cast	992	100.00%	249	709	32	2	0
Overvotes	0		0	0	0	0	0
Undervotes	2		1	1	0	0	0
Contest Totals	994		250	710	32	2	0

### Lieutenant Governor

Vote For 1

	TOTAL	VOTE %	Election Day	Early Voting	Ballot By Mail	Provisional Ballots	Limited Ballots
REP Dan Patrick	545	55.39%	130	395	19	1	0
DEM Mike Collier	412	41.87%	102	296	13	1	0
LIB Shanna Steele	27	2.74%	13	14	0	0	0
Total Votes Cast	984	100.00%	245	705	32	2	0
Overvotes	0		0	0	0	0	0
Undervotes	10		5	5	0	0	0
Contest Totals	994		250	710	32	2	0

### Attorney General

Vote For 1

	TOTAL	VOTE %	Election Day	Early Voting	Ballot By Mail	Provisional Ballots	Limited Ballots
REP Ken Paxton	541	55.15%	133	388	19	1	0
DEM Rochelle Mercedes Garza	404	41.18%	96	294	13	1	0
LIB Mark Ash	36	3.67%	16	20	0	0	0
Total Votes Cast	981	100.00%	245	702	32	2	0
Overvotes	0		0	0	0	0	0
Undervotes	13		5	8	0	0	0
Contest Totals	994		250	710	32	2	0

## PCT 196

### Comptroller of Public Accounts

Vote For 1

	TOTAL	VOTE %	Election Day	Early Voting	Ballot By Mail	Provisional Ballots	Limited Ballots
REP Glenn Hegar	569	58.30%	135	414	19	1	0
DEM Janet T. Dudding	381	39.04%	95	272	13	1	0
LIB V. Alonzo Echevarria-Garza	26	2.66%	12	14	0	0	0
Total Votes Cast	976	100.00%	242	700	32	2	0
Overvotes	0		0	0	0	0	0
Undervotes	18		8	10	0	0	0
Contest Totals	994		250	710	32	2	0

### Commissioner of the General Land Office

Vote For 1

	TOTAL	VOTE %	Election Day	Early Voting	Ballot By Mail	Provisional Ballots	Limited Ballots
REP Dawn Buckingham	574	58.99%	144	410	19	1	0
DEM Jay Kleberg	381	39.16%	88	280	13	0	0
GRN Alfred Molison, Jr	17	1.75%	8	9	0	0	0
Write-In Totals	1	0.10%	1	0	0	0	0
Total Votes Cast	973	100.00%	241	699	32	1	0
Overvotes	0		0	0	0	0	0
Undervotes	21		9	11	0	1	0
Contest Totals	994		250	710	32	2	0

### Commissioner of Agriculture

Vote For 1

	TOTAL	VOTE %	Election Day	Early Voting	Ballot By Mail	Provisional Ballots	Limited Ballots
REP Sid Miller	573	58.77%	145	408	19	1	0
DEM Susan Hays	402	41.23%	96	294	12	0	0
Total Votes Cast	975	100.00%	241	702	31	1	0
Overvotes	0		0	0	0	0	0
Undervotes	19		9	8	1	1	0
Contest Totals	994		250	710	32	2	0

### Railroad Commissioner

Vote For 1

	TOTAL	VOTE %	Election Day	Early Voting	Ballot By Mail	Provisional Ballots	Limited Ballots
REP Wayne Christian	558	57.29%	132	406	19	1	0
DEM Luke Warford	376	38.60%	91	274	11	0	0
LIB Jaime Andres Diez	32	3.29%	13	19	0	0	0
GRN Hunter Wayne Crow	8	0.82%	5	3	0	0	0
Total Votes Cast	974	100.00%	241	702	30	1	0
Overvotes	0		0	0	0	0	0
Undervotes	20		9	8	2	1	0
Contest Totals	994		250	710	32	2	0

## PCT 196

### Justice, Supreme Court, Place 3

Vote For 1

	TOTAL	VOTE %	Election Day	Early Voting	Ballot By Mail	Provisional Ballots	Limited Ballots
REP Debra Lehrmann	553	56.89%	127	406	19	1	0
DEM Erin A. Nowell	388	39.92%	102	274	12	0	0
LIB Thomas Edward Oxford	31	3.19%	13	18	0	0	0
Total Votes Cast	972	100.00%	242	698	31	1	0
Overvotes	0		0	0	0	0	0
Undervotes	22		8	12	1	1	0
Contest Totals	994		250	710	32	2	0

### Justice, Supreme Court, Place 5

Vote For 1

	TOTAL	VOTE %	Election Day	Early Voting	Ballot By Mail	Provisional Ballots	Limited Ballots
REP Rebeca Huddle	575	59.52%	139	416	19	1	0
DEM Amanda Reichel	391	40.48%	102	278	11	0	0
Total Votes Cast	966	100.00%	241	694	30	1	0
Overvotes	0		0	0	0	0	0
Undervotes	28		9	16	2	1	0
Contest Totals	994		250	710	32	2	0

### Justice, Supreme Court, Place 9

Vote For 1

	TOTAL	VOTE %	Election Day	Early Voting	Ballot By Mail	Provisional Ballots	Limited Ballots
REP Evan Young	571	58.99%	139	412	19	1	0
DEM Julia Maldonado	397	41.01%	103	282	12	0	0
Total Votes Cast	968	100.00%	242	694	31	1	0
Overvotes	0		0	0	0	0	0
Undervotes	26		8	16	1	1	0
Contest Totals	994		250	710	32	2	0

### Judge, Court of Criminal Appeals, Place 5

Vote For 1

	TOTAL	VOTE %	Election Day	Early Voting	Ballot By Mail	Provisional Ballots	Limited Ballots
REP Scott Walker	575	59.46%	145	410	19	1	0
DEM Dana Huffman	392	40.54%	96	283	13	0	0
Total Votes Cast	967	100.00%	241	693	32	1	0
Overvotes	0		0	0	0	0	0
Undervotes	27		9	17	0	1	0
Contest Totals	994		250	710	32	2	0

## PCT 196

### Judge, Court of Criminal Appeals, Place 6

Vote For 1

	TOTAL	VOTE %		Election Day	Early Voting	Ballot By Mail	Provisional Ballots	Limited Ballots
REP Jesse F. McClure, III	571	59.11%	<div style="width: 59.11%;"><div style="width: 59.11%;"></div></div>	142	409	19	1	0
DEM Robert Johnson	395	40.89%	<div style="width: 40.89%;"><div style="width: 40.89%;"></div></div>	99	283	13	0	0
Total Votes Cast	966	100.00%	<div style="width: 100.00%;"><div style="width: 100.00%;"></div></div>	241	692	32	1	0
Overvotes	0			0	0	0	0	0
Undervotes	28			9	18	0	1	0
Contest Totals	994			250	710	32	2	0

### Member, State Board of Education, District 12 CCD

Vote For 1

	TOTAL	VOTE %		Election Day	Early Voting	Ballot By Mail	Provisional Ballots	Limited Ballots
REP Pam Little	550	56.88%	<div style="width: 56.88%;"><div style="width: 56.88%;"></div></div>	130	400	19	1	0
DEM Alex Cornwallis	374	38.68%	<div style="width: 38.68%;"><div style="width: 38.68%;"></div></div>	94	266	13	1	0
LIB Christy Mowrey	42	4.34%	<div style="width: 4.34%;"><div style="width: 4.34%;"></div></div>	16	26	0	0	0
Write-In Totals	1	0.10%	<div style="width: 0.10%;"><div style="width: 0.10%;"></div></div>	0	1	0	0	0
Total Votes Cast	967	100.00%	<div style="width: 100.00%;"><div style="width: 100.00%;"></div></div>	240	693	32	2	0
Overvotes	0			0	0	0	0	0
Undervotes	27			10	17	0	0	0
Contest Totals	994			250	710	32	2	0

### State Senator, District 8

Vote For 1

	TOTAL	VOTE %		Election Day	Early Voting	Ballot By Mail	Provisional Ballots	Limited Ballots
REP Angela Paxton	553	56.78%	<div style="width: 56.78%;"><div style="width: 56.78%;"></div></div>	135	398	19	1	0
DEM Jonathan Cocks	393	40.35%	<div style="width: 40.35%;"><div style="width: 40.35%;"></div></div>	94	286	12	1	0
LIB Edward Kless	28	2.87%	<div style="width: 2.87%;"><div style="width: 2.87%;"></div></div>	14	14	0	0	0
Total Votes Cast	974	100.00%	<div style="width: 100.00%;"><div style="width: 100.00%;"></div></div>	243	698	31	2	0
Overvotes	0			0	0	0	0	0
Undervotes	20			7	12	1	0	0
Contest Totals	994			250	710	32	2	0

### Justice, 5th Court of Appeals District, Place 4

Vote For 1

	TOTAL	VOTE %		Election Day	Early Voting	Ballot By Mail	Provisional Ballots	Limited Ballots
REP Emily A. Miskel	568	59.17%	<div style="width: 59.17%;"><div style="width: 59.17%;"></div></div>	144	404	19	1	0
DEM Maricela Moore	392	40.83%	<div style="width: 40.83%;"><div style="width: 40.83%;"></div></div>	96	283	13	0	0
Total Votes Cast	960	100.00%	<div style="width: 100.00%;"><div style="width: 100.00%;"></div></div>	240	687	32	1	0
Overvotes	0			0	0	0	0	0
Undervotes	34			10	23	0	1	0
Contest Totals	994			250	710	32	2	0

## PCT 196

### Justice, 5th Court of Appeals District, Place 7

Vote For 1

	TOTAL	VOTE %	Election Day	Early Voting	Ballot By Mail	Provisional Ballots	Limited Ballots
REP Kristina Williams	569	59.39%	142	409	17	1	0
DEM Nancy Kennedy	389	40.61%	98	278	13	0	0
Total Votes Cast	958	100.00%	240	687	30	1	0
Overvotes	0		0	0	0	0	0
Undervotes	36		10	23	2	1	0
Contest Totals	994		250	710	32	2	0

### County Judge CCD

Vote For 1

	TOTAL	VOTE %	Election Day	Early Voting	Ballot By Mail	Provisional Ballots	Limited Ballots
REP Chris Hill	567	58.57%	140	409	17	1	0
DEM Joshua Murray	401	41.43%	102	285	13	1	0
Total Votes Cast	968	100.00%	242	694	30	2	0
Overvotes	0		0	0	0	0	0
Undervotes	26		8	16	2	0	0
Contest Totals	994		250	710	32	2	0

### District Clerk CCD

Vote For 1

	TOTAL	VOTE %	Election Day	Early Voting	Ballot By Mail	Provisional Ballots	Limited Ballots
REP Mike Gould	578	60.33%	145	413	18	2	0
DEM David Brignac	380	39.67%	93	275	12	0	0
Total Votes Cast	958	100.00%	238	688	30	2	0
Overvotes	0		0	0	0	0	0
Undervotes	36		12	22	2	0	0
Contest Totals	994		250	710	32	2	0

### Justice of the Peace, Precinct 3

Vote For 1

	TOTAL	VOTE %	Election Day	Early Voting	Ballot By Mail	Provisional Ballots	Limited Ballots
REP Mike Missildine	574	59.98%	145	410	18	1	0
DEM Irvin Lynn Barrett	383	40.02%	93	278	12	0	0
Total Votes Cast	957	100.00%	238	688	30	1	0
Overvotes	0		0	0	0	0	0
Undervotes	37		12	22	2	1	0
Contest Totals	994		250	710	32	2	0

## PCT 196

### Plano ISD - Proposition A

Vote For 1

	TOTAL	VOTE %		Election Day	Early Voting	Ballot By Mail	Provisional Ballots	Limited Ballots
For	13	38.24%		8	4	1	0	0
Against	21	61.76%		12	9	0	0	0
Total Votes Cast	34	100.00%		20	13	1	0	0
Overvotes	0			0	0	0	0	0
Undervotes	5			0	2	3	0	0
Contest Totals	39			20	15	4	0	0

### Plano ISD - Proposition B

Vote For 1

	TOTAL	VOTE %		Election Day	Early Voting	Ballot By Mail	Provisional Ballots	Limited Ballots
For	11	32.35%		7	3	1	0	0
Against	23	67.65%		13	10	0	0	0
Total Votes Cast	34	100.00%		20	13	1	0	0
Overvotes	0			0	0	0	0	0
Undervotes	5			0	2	3	0	0
Contest Totals	39			20	15	4	0	0

### Plano ISD - Proposition C

Vote For 1

	TOTAL	VOTE %		Election Day	Early Voting	Ballot By Mail	Provisional Ballots	Limited Ballots
For	15	41.67%		9	4	2	0	0
Against	21	58.33%		11	10	0	0	0
Total Votes Cast	36	100.00%		20	14	2	0	0
Overvotes	0			0	0	0	0	0
Undervotes	3			0	1	2	0	0
Contest Totals	39			20	15	4	0	0

### Plano ISD - Proposition D

Vote For 1

	TOTAL	VOTE %		Election Day	Early Voting	Ballot By Mail	Provisional Ballots	Limited Ballots
For	10	29.41%		8	2	0	0	0
Against	24	70.59%		12	11	1	0	0
Total Votes Cast	34	100.00%		20	13	1	0	0
Overvotes	0			0	0	0	0	0
Undervotes	5			0	2	3	0	0
Contest Totals	39			20	15	4	0	0



## PCT 196

### Plano ISD - Proposition E

Vote For 1

	TOTAL	VOTE %		Election Day	Early Voting	Ballot By Mail	Provisional Ballots	Limited Ballots
For	8	22.86%		6	2	0	0	0
Against	27	77.14%		14	11	2	0	0
Total Votes Cast	35	100.00%		20	13	2	0	0
Overvotes	0			0	0	0	0	0
Undervotes	4			0	2	2	0	0
Contest Totals	39			20	15	4	0	0

### Wylie ISD - Trustee, Place 1

Vote For 1

	TOTAL	VOTE %		Election Day	Early Voting	Ballot By Mail	Provisional Ballots	Limited Ballots
Jill Palmer	295	37.34%		85	198	11	1	0
Stacie Smith	495	62.66%		96	386	12	1	0
Total Votes Cast	790	100.00%		181	584	23	2	0
Overvotes	0			0	0	0	0	0
Undervotes	165			49	111	5	0	0
Contest Totals	955			230	695	28	2	0

### Wylie ISD - Trustee, Place 2

Vote For 1

	TOTAL	VOTE %		Election Day	Early Voting	Ballot By Mail	Provisional Ballots	Limited Ballots
Jeffrey Keech	282	36.53%		77	189	15	1	0
Mike Williams	490	63.47%		99	382	8	1	0
Total Votes Cast	772	100.00%		176	571	23	2	0
Overvotes	0			0	0	0	0	0
Undervotes	183			54	124	5	0	0
Contest Totals	955			230	695	28	2	0

### Wylie ISD - Trustee, Place 5




Vote For 1

	TOTAL	VOTE %		Election Day	Early Voting	Ballot By Mail	Provisional Ballots	Limited Ballots
Virddie Montgomery	492	61.04%		108	380	3	1	0
Kevin Brooks	314	38.96%		74	220	19	1	0
Total Votes Cast	806	100.00%		182	600	22	2	0
Overvotes	0			0	0	0	0	0
Undervotes	149			48	95	6	0	0
Contest Totals	955			230	695	28	2	0

## PCT 196

### Wylie ISD - Trustee, Place 6

Vote For 1

	TOTAL	VOTE %		Election Day	Early Voting	Ballot By Mail	Provisional Ballots	Limited Ballots
Jacob Day	479	63.03%		97	377	4	1	0
Michael Schwerin	281	36.97%		75	187	18	1	0
Total Votes Cast	760	100.00%		172	564	22	2	0
Overvotes	0			0	0	0	0	0
Undervotes	195			58	131	6	0	0
Contest Totals	955			230	695	28	2	0

## PCT 197

### U. S. Representative District 3

Vote For 1

	TOTAL	VOTE %	Election Day	Early Voting	Ballot By Mail	Provisional Ballots	Limited Ballots
REP Keith Self	273	40.99%	65	201	6	1	0
DEM Sandeep Srivastava	380	57.06%	82	284	14	0	0
LIB Christopher Claytor	13	1.95%	6	7	0	0	0
Total Votes Cast	666	100.00%	153	492	20	1	0
Overvotes	0		0	0	0	0	0
Undervotes	15		5	9	1	0	0
Contest Totals	681		158	501	21	1	0

### Governor

Vote For 1

	TOTAL	VOTE %	Election Day	Early Voting	Ballot By Mail	Provisional Ballots	Limited Ballots
REP Greg Abbott	267	39.38%	61	198	7	1	0
DEM Beto O'Rourke	403	59.44%	92	297	14	0	0
LIB Mark Tippetts	8	1.18%	3	5	0	0	0
GRN Delilah Barrios	0	0.00%	0	0	0	0	0
Write-In Totals	0	0.00%	0	0	0	0	0
Total Votes Cast	678	100.00%	156	500	21	1	0
Overvotes	0		0	0	0	0	0
Undervotes	3		2	1	0	0	0
Contest Totals	681		158	501	21	1	0

### Lieutenant Governor

Vote For 1

	TOTAL	VOTE %	Election Day	Early Voting	Ballot By Mail	Provisional Ballots	Limited Ballots
REP Dan Patrick	262	39.05%	63	193	5	1	0
DEM Mike Collier	391	58.27%	85	290	16	0	0
LIB Shanna Steele	18	2.68%	6	12	0	0	0
Total Votes Cast	671	100.00%	154	495	21	1	0
Overvotes	0		0	0	0	0	0
Undervotes	10		4	6	0	0	0
Contest Totals	681		158	501	21	1	0

### Attorney General

Vote For 1

	TOTAL	VOTE %	Election Day	Early Voting	Ballot By Mail	Provisional Ballots	Limited Ballots
REP Ken Paxton	252	37.78%	59	188	4	1	0
DEM Rochelle Mercedes Garza	397	59.52%	89	292	16	0	0
LIB Mark Ash	18	2.70%	7	11	0	0	0
Total Votes Cast	667	100.00%	155	491	20	1	0
Overvotes	0		0	0	0	0	0
Undervotes	14		3	10	1	0	0
Contest Totals	681		158	501	21	1	0

## PCT 197

### Comptroller of Public Accounts

Vote For 1

	TOTAL	VOTE %		Election Day	Early Voting	Ballot By Mail	Provisional Ballots	Limited Ballots
REP Glenn Hegar	301	45.06%		66	226	8	1	0
DEM Janet T. Dudding	353	52.84%		82	259	12	0	0
LIB V. Alonzo Echevarria-Garza	14	2.10%		5	9	0	0	0
Total Votes Cast	668	100.00%		153	494	20	1	0
Overvotes	0			0	0	0	0	0
Undervotes	13			5	7	1	0	0
Contest Totals	681			158	501	21	1	0

### Commissioner of the General Land Office

Vote For 1

	TOTAL	VOTE %		Election Day	Early Voting	Ballot By Mail	Provisional Ballots	Limited Ballots
REP Dawn Buckingham	283	42.94%		64	211	7	1	0
DEM Jay Kleberg	368	55.84%		80	275	13	0	0
GRN Alfred Molison, Jr	8	1.21%		5	3	0	0	0
Write-In Totals	0	0.00%		0	0	0	0	0
Total Votes Cast	659	100.00%		149	489	20	1	0
Overvotes	0			0	0	0	0	0
Undervotes	22			9	12	1	0	0
Contest Totals	681			158	501	21	1	0

### Commissioner of Agriculture

Vote For 1

	TOTAL	VOTE %		Election Day	Early Voting	Ballot By Mail	Provisional Ballots	Limited Ballots
REP Sid Miller	277	42.16%		65	206	5	1	0
DEM Susan Hays	380	57.84%		85	280	15	0	0
Total Votes Cast	657	100.00%		150	486	20	1	0
Overvotes	0			0	0	0	0	0
Undervotes	24			8	15	1	0	0
Contest Totals	681			158	501	21	1	0

### Railroad Commissioner

Vote For 1

	TOTAL	VOTE %		Election Day	Early Voting	Ballot By Mail	Provisional Ballots	Limited Ballots
REP Wayne Christian	279	42.40%		61	211	6	1	0
DEM Luke Warford	361	54.86%		82	265	14	0	0
LIB Jaime Andres Diez	11	1.67%		4	7	0	0	0
GRN Hunter Wayne Crow	7	1.06%		4	3	0	0	0
Total Votes Cast	658	100.00%		151	486	20	1	0
Overvotes	0			0	0	0	0	0
Undervotes	23			7	15	1	0	0
Contest Totals	681			158	501	21	1	0

## PCT 197

### Justice, Supreme Court, Place 3

Vote For 1

	TOTAL	VOTE %		Election Day	Early Voting	Ballot By Mail	Provisional Ballots	Limited Ballots
REP Debra Lehrmann	287	43.55%	<div style="width: 43.55%;"><div style="width: 43.55%;"></div></div>	63	216	7	1	0
DEM Erin A. Nowell	365	55.39%	<div style="width: 55.39%;"><div style="width: 55.39%;"></div></div>	83	270	12	0	0
LIB Thomas Edward Oxford	7	1.06%	<div style="width: 1.06%;"><div style="width: 1.06%;"></div></div>	5	2	0	0	0
Total Votes Cast	659	100.00%	<div style="width: 100.00%;"><div style="width: 100.00%;"></div></div>	151	488	19	1	0
Overvotes	0			0	0	0	0	0
Undervotes	22			7	13	2	0	0
Contest Totals	681			158	501	21	1	0

### Justice, Supreme Court, Place 5

Vote For 1

	TOTAL	VOTE %		Election Day	Early Voting	Ballot By Mail	Provisional Ballots	Limited Ballots
REP Rebeca Huddle	281	42.71%	<div style="width: 42.71%;"><div style="width: 42.71%;"></div></div>	60	214	6	1	0
DEM Amanda Reichel	377	57.29%	<div style="width: 57.29%;"><div style="width: 57.29%;"></div></div>	91	273	13	0	0
Total Votes Cast	658	100.00%	<div style="width: 100.00%;"><div style="width: 100.00%;"></div></div>	151	487	19	1	0
Overvotes	0			0	0	0	0	0
Undervotes	23			7	14	2	0	0
Contest Totals	681			158	501	21	1	0

### Justice, Supreme Court, Place 9

Vote For 1

	TOTAL	VOTE %		Election Day	Early Voting	Ballot By Mail	Provisional Ballots	Limited Ballots
REP Evan Young	282	43.05%	<div style="width: 43.05%;"><div style="width: 43.05%;"></div></div>	62	213	6	1	0
DEM Julia Maldonado	373	56.95%	<div style="width: 56.95%;"><div style="width: 56.95%;"></div></div>	87	273	13	0	0
Total Votes Cast	655	100.00%	<div style="width: 100.00%;"><div style="width: 100.00%;"></div></div>	149	486	19	1	0
Overvotes	0			0	0	0	0	0
Undervotes	26			9	15	2	0	0
Contest Totals	681			158	501	21	1	0

### Judge, Court of Criminal Appeals, Place 5




Vote For 1

	TOTAL	VOTE %		Election Day	Early Voting	Ballot By Mail	Provisional Ballots	Limited Ballots
REP Scott Walker	281	42.71%	<div style="width: 42.71%;"><div style="width: 42.71%;"></div></div>	65	208	7	1	0
DEM Dana Huffman	377	57.29%	<div style="width: 57.29%;"><div style="width: 57.29%;"></div></div>	86	278	13	0	0
Total Votes Cast	658	100.00%	<div style="width: 100.00%;"><div style="width: 100.00%;"></div></div>	151	486	20	1	0
Overvotes	0			0	0	0	0	0
Undervotes	23			7	15	1	0	0
Contest Totals	681			158	501	21	1	0

## PCT 197






### Judge, Court of Criminal Appeals, Place 6

Vote For 1

	TOTAL	VOTE %		Election Day	Early Voting	Ballot By Mail	Provisional Ballots	Limited Ballots
REP Jesse F. McClure, III	287	43.95%		64	215	7	1	0
DEM Robert Johnson	366	56.05%		85	268	13	0	0
Total Votes Cast	653	100.00%		149	483	20	1	0
Overvotes	0			0	0	0	0	0
Undervotes	28			9	18	1	0	0
Contest Totals	681			158	501	21	1	0





### Member, State Board of Education, District 12 CCD

Vote For 1

	TOTAL	VOTE %		Election Day	Early Voting	Ballot By Mail	Provisional Ballots	Limited Ballots
REP Pam Little	283	43.34%		65	211	6	1	0
DEM Alex Cornwallis	356	54.52%		78	265	13	0	0
LIB Christy Mowrey	14	2.14%		7	7	0	0	0
Write-In Totals	0	0.00%		0	0	0	0	0
Total Votes Cast	653	100.00%		150	483	19	1	0
Overvotes	0			0	0	0	0	0
Undervotes	28			8	18	2	0	0
Contest Totals	681			158	501	21	1	0




### State Senator, District 8

Vote For 1

	TOTAL	VOTE %		Election Day	Early Voting	Ballot By Mail	Provisional Ballots	Limited Ballots
REP Angela Paxton	271	41.37%		64	202	4	1	0
DEM Jonathan Cocks	369	56.34%		80	274	15	0	0
LIB Edward Kless	15	2.29%		6	9	0	0	0
Total Votes Cast	655	100.00%		150	485	19	1	0
Overvotes	0			0	0	0	0	0
Undervotes	26			8	16	2	0	0
Contest Totals	681			158	501	21	1	0

### State Representative, District 70

Vote For 1

	TOTAL	VOTE %		Election Day	Early Voting	Ballot By Mail	Provisional Ballots	Limited Ballots
REP Jamee Jolly	291	44.22%		68	214	8	1	0
DEM Mihaela Elizabeth Plesa	367	55.78%		83	272	12	0	0
Total Votes Cast	658	100.00%		151	486	20	1	0
Overvotes	0			0	0	0	0	0
Undervotes	23			7	15	1	0	0
Contest Totals	681			158	501	21	1	0

## PCT 197

### Justice, 5th Court of Appeals District, Place 4

Vote For 1

	TOTAL	VOTE %		Election Day	Early Voting	Ballot By Mail	Provisional Ballots	Limited Ballots
REP Emily A. Miskel	287	43.88%	<div style="width: 43.88%;"><div style="width: 43.88%;"></div></div>	65	215	6	1	0
DEM Maricela Moore	367	56.12%	<div style="width: 56.12%;"><div style="width: 56.12%;"></div></div>	84	270	13	0	0
Total Votes Cast	654	100.00%	<div style="width: 100.00%;"><div style="width: 100.00%;"></div></div>	149	485	19	1	0
Overvotes	0			0	0	0	0	0
Undervotes	27			9	16	2	0	0
Contest Totals	681			158	501	21	1	0

### Justice, 5th Court of Appeals District, Place 7

Vote For 1

	TOTAL	VOTE %		Election Day	Early Voting	Ballot By Mail	Provisional Ballots	Limited Ballots
REP Kristina Williams	281	43.10%	<div style="width: 43.10%;"><div style="width: 43.10%;"></div></div>	60	214	6	1	0
DEM Nancy Kennedy	371	56.90%	<div style="width: 56.90%;"><div style="width: 56.90%;"></div></div>	88	270	13	0	0
Total Votes Cast	652	100.00%	<div style="width: 100.00%;"><div style="width: 100.00%;"></div></div>	148	484	19	1	0
Overvotes	0			0	0	0	0	0
Undervotes	29			10	17	2	0	0
Contest Totals	681			158	501	21	1	0

### County Judge CCD

Vote For 1

	TOTAL	VOTE %		Election Day	Early Voting	Ballot By Mail	Provisional Ballots	Limited Ballots
REP Chris Hill	281	42.77%	<div style="width: 42.77%;"><div style="width: 42.77%;"></div></div>	64	211	5	1	0
DEM Joshua Murray	376	57.23%	<div style="width: 57.23%;"><div style="width: 57.23%;"></div></div>	87	275	14	0	0
Total Votes Cast	657	100.00%	<div style="width: 100.00%;"><div style="width: 100.00%;"></div></div>	151	486	19	1	0
Overvotes	0			0	0	0	0	0
Undervotes	24			7	15	2	0	0
Contest Totals	681			158	501	21	1	0

### District Clerk CCD

Vote For 1

	TOTAL	VOTE %		Election Day	Early Voting	Ballot By Mail	Provisional Ballots	Limited Ballots
REP Mike Gould	281	43.03%	<div style="width: 43.03%;"><div style="width: 43.03%;"></div></div>	62	212	6	1	0
DEM David Brignac	372	56.97%	<div style="width: 56.97%;"><div style="width: 56.97%;"></div></div>	88	271	13	0	0
Total Votes Cast	653	100.00%	<div style="width: 100.00%;"><div style="width: 100.00%;"></div></div>	150	483	19	1	0
Overvotes	0			0	0	0	0	0
Undervotes	28			8	18	2	0	0
Contest Totals	681			158	501	21	1	0

## PCT 197

### Justice of the Peace, Precinct 4

Vote For 1

	TOTAL	VOTE %		Election Day	Early Voting	Ballot By Mail	Provisional Ballots	Limited Ballots
REP Vincent Venegoni	286	44.00%	<div style="width: 44%;"><div style="width: 44%;"></div></div>	65	215	5	1	0
DEM Adam Kern	364	56.00%	<div style="width: 56%;"><div style="width: 56%;"></div></div>	83	267	14	0	0
Total Votes Cast	650	100.00%	<div style="width: 100%;"><div style="width: 100%;"></div></div>	148	482	19	1	0
Overvotes	0			0	0	0	0	0
Undervotes	31			10	19	2	0	0
Contest Totals	681			158	501	21	1	0

### Plano ISD - Proposition A

Vote For 1

	TOTAL	VOTE %		Election Day	Early Voting	Ballot By Mail	Provisional Ballots	Limited Ballots
For	319	50.32%	<div style="width: 50.32%;"><div style="width: 50.32%;"></div></div>	62	246	11	0	0
Against	315	49.68%	<div style="width: 49.68%;"><div style="width: 49.68%;"></div></div>	83	224	7	1	0
Total Votes Cast	634	100.00%	<div style="width: 100%;"><div style="width: 100%;"></div></div>	145	470	18	1	0
Overvotes	0			0	0	0	0	0
Undervotes	47			13	31	3	0	0
Contest Totals	681			158	501	21	1	0

### Plano ISD - Proposition B

Vote For 1

	TOTAL	VOTE %		Election Day	Early Voting	Ballot By Mail	Provisional Ballots	Limited Ballots
For	334	52.43%	<div style="width: 52.43%;"><div style="width: 52.43%;"></div></div>	70	255	9	0	0
Against	303	47.57%	<div style="width: 47.57%;"><div style="width: 47.57%;"></div></div>	78	215	9	1	0
Total Votes Cast	637	100.00%	<div style="width: 100%;"><div style="width: 100%;"></div></div>	148	470	18	1	0
Overvotes	0			0	0	0	0	0
Undervotes	44			10	31	3	0	0
Contest Totals	681			158	501	21	1	0

### Plano ISD - Proposition C

Vote For 1




	TOTAL	VOTE %		Election Day	Early Voting	Ballot By Mail	Provisional Ballots	Limited Ballots
For	347	54.65%	<div style="width: 54.65%;"><div style="width: 54.65%;"></div></div>	72	264	11	0	0
Against	288	45.35%	<div style="width: 45.35%;"><div style="width: 45.35%;"></div></div>	73	207	7	1	0
Total Votes Cast	635	100.00%	<div style="width: 100%;"><div style="width: 100%;"></div></div>	145	471	18	1	0
Overvotes	0			0	0	0	0	0
Undervotes	46			13	30	3	0	0
Contest Totals	681			158	501	21	1	0



## PCT 197




### Plano ISD - Proposition D

Vote For 1

	TOTAL	VOTE %		Election Day	Early Voting	Ballot By Mail	Provisional Ballots	Limited Ballots
For	309	48.82%		66	235	8	0	0
Against	324	51.18%		81	232	10	1	0
Total Votes Cast	633	100.00%		147	467	18	1	0
Overvotes	0			0	0	0	0	0
Undervotes	48			11	34	3	0	0
Contest Totals	681			158	501	21	1	0

### Plano ISD - Proposition E

Vote For 1

	TOTAL	VOTE %		Election Day	Early Voting	Ballot By Mail	Provisional Ballots	Limited Ballots
For	279	44.01%		55	217	7	0	0
Against	355	55.99%		91	253	10	1	0
Total Votes Cast	634	100.00%		146	470	17	1	0
Overvotes	0			0	0	0	0	0
Undervotes	47			12	31	4	0	0
Contest Totals	681			158	501	21	1	0

## PCT 198

### U. S. Representative District 3

Vote For 1

	TOTAL	VOTE %		Election Day	Early Voting	Ballot By Mail	Provisional Ballots	Limited Ballots
REP Keith Self	59	90.77%	<div style="width: 90.77%;"><div style="width: 90.77%;"></div></div>	22	37	0	0	0
DEM Sandeep Srivastava	5	7.69%	<div style="width: 7.69%;"><div style="width: 7.69%;"></div></div>	1	2	2	0	0
LIB Christopher Claytor	1	1.54%	<div style="width: 1.54%;"><div style="width: 1.54%;"></div></div>	0	1	0	0	0
Total Votes Cast	65	100.00%	<div style="width: 100.00%;"><div style="width: 100.00%;"></div></div>	23	40	2	0	0
Overvotes	0			0	0	0	0	0
Undervotes	0			0	0	0	0	0
Contest Totals	65			23	40	2	0	0

### Governor

Vote For 1

	TOTAL	VOTE %		Election Day	Early Voting	Ballot By Mail	Provisional Ballots	Limited Ballots
REP Greg Abbott	59	90.77%	<div style="width: 90.77%;"><div style="width: 90.77%;"></div></div>	22	37	0	0	0
DEM Beto O'Rourke	5	7.69%	<div style="width: 7.69%;"><div style="width: 7.69%;"></div></div>	1	2	2	0	0
LIB Mark Tippetts	0	0.00%	<div style="width: 0.00%;"><div style="width: 0.00%;"></div></div>	0	0	0	0	0
GRN Delilah Barrios	1	1.54%	<div style="width: 1.54%;"><div style="width: 1.54%;"></div></div>	0	1	0	0	0
Write-In Totals	0	0.00%	<div style="width: 0.00%;"><div style="width: 0.00%;"></div></div>	0	0	0	0	0
Total Votes Cast	65	100.00%	<div style="width: 100.00%;"><div style="width: 100.00%;"></div></div>	23	40	2	0	0
Overvotes	0			0	0	0	0	0
Undervotes	0			0	0	0	0	0
Contest Totals	65			23	40	2	0	0

### Lieutenant Governor

Vote For 1

	TOTAL	VOTE %		Election Day	Early Voting	Ballot By Mail	Provisional Ballots	Limited Ballots
REP Dan Patrick	59	90.77%	<div style="width: 90.77%;"><div style="width: 90.77%;"></div></div>	22	37	0	0	0
DEM Mike Collier	5	7.69%	<div style="width: 7.69%;"><div style="width: 7.69%;"></div></div>	1	2	2	0	0
LIB Shanna Steele	1	1.54%	<div style="width: 1.54%;"><div style="width: 1.54%;"></div></div>	0	1	0	0	0
Total Votes Cast	65	100.00%	<div style="width: 100.00%;"><div style="width: 100.00%;"></div></div>	23	40	2	0	0
Overvotes	0			0	0	0	0	0
Undervotes	0			0	0	0	0	0
Contest Totals	65			23	40	2	0	0

### Attorney General

Vote For 1

	TOTAL	VOTE %		Election Day	Early Voting	Ballot By Mail	Provisional Ballots	Limited Ballots
REP Ken Paxton	57	89.06%	<div style="width: 89.06%;"><div style="width: 89.06%;"></div></div>	20	37	0	0	0
DEM Rochelle Mercedes Garza	5	7.81%	<div style="width: 7.81%;"><div style="width: 7.81%;"></div></div>	1	2	2	0	0
LIB Mark Ash	2	3.12%	<div style="width: 3.12%;"><div style="width: 3.12%;"></div></div>	1	1	0	0	0
Total Votes Cast	64	100.00%	<div style="width: 100.00%;"><div style="width: 100.00%;"></div></div>	22	40	2	0	0
Overvotes	0			0	0	0	0	0
Undervotes	1			1	0	0	0	0
Contest Totals	65			23	40	2	0	0

## PCT 198

### Comptroller of Public Accounts

Vote For 1

	TOTAL	VOTE %	Election Day	Early Voting	Ballot By Mail	Provisional Ballots	Limited Ballots
REP Glenn Hegar	59	90.77%	22	37	0	0	0
DEM Janet T. Dudding	5	7.69%	1	2	2	0	0
LIB V. Alonzo Echevarria-Garza	1	1.54%	0	1	0	0	0
Total Votes Cast	65	100.00%	23	40	2	0	0
Overvotes	0		0	0	0	0	0
Undervotes	0		0	0	0	0	0
Contest Totals	65		23	40	2	0	0

### Commissioner of the General Land Office

Vote For 1

	TOTAL	VOTE %	Election Day	Early Voting	Ballot By Mail	Provisional Ballots	Limited Ballots
REP Dawn Buckingham	60	92.31%	22	38	0	0	0
DEM Jay Kleberg	5	7.69%	1	2	2	0	0
GRN Alfred Molison, Jr	0	0.00%	0	0	0	0	0
Write-In Totals	0	0.00%	0	0	0	0	0
Total Votes Cast	65	100.00%	23	40	2	0	0
Overvotes	0		0	0	0	0	0
Undervotes	0		0	0	0	0	0
Contest Totals	65		23	40	2	0	0

### Commissioner of Agriculture

Vote For 1

	TOTAL	VOTE %	Election Day	Early Voting	Ballot By Mail	Provisional Ballots	Limited Ballots
REP Sid Miller	60	92.31%	22	38	0	0	0
DEM Susan Hays	5	7.69%	1	2	2	0	0
Total Votes Cast	65	100.00%	23	40	2	0	0
Overvotes	0		0	0	0	0	0
Undervotes	0		0	0	0	0	0
Contest Totals	65		23	40	2	0	0

### Railroad Commissioner

Vote For 1

	TOTAL	VOTE %	Election Day	Early Voting	Ballot By Mail	Provisional Ballots	Limited Ballots
REP Wayne Christian	59	90.77%	22	37	0	0	0
DEM Luke Warford	5	7.69%	1	2	2	0	0
LIB Jaime Andres Diez	1	1.54%	0	1	0	0	0
GRN Hunter Wayne Crow	0	0.00%	0	0	0	0	0
Total Votes Cast	65	100.00%	23	40	2	0	0
Overvotes	0		0	0	0	0	0
Undervotes	0		0	0	0	0	0
Contest Totals	65		23	40	2	0	0

## PCT 198

### Justice, Supreme Court, Place 3

Vote For 1

	TOTAL	VOTE %		Election Day	Early Voting	Ballot By Mail	Provisional Ballots	Limited Ballots
REP Debra Lehrmann	60	92.31%	<div style="width: 92.31%;"><div style="width: 92.31%;"></div></div>	22	38	0	0	0
DEM Erin A. Nowell	5	7.69%	<div style="width: 7.69%;"><div style="width: 7.69%;"></div></div>	1	2	2	0	0
LIB Thomas Edward Oxford	0	0.00%	<div style="width: 0.00%;"><div style="width: 0.00%;"></div></div>	0	0	0	0	0
Total Votes Cast	65	100.00%	<div style="width: 100.00%;"><div style="width: 100.00%;"></div></div>	23	40	2	0	0
Overvotes	0			0	0	0	0	0
Undervotes	0			0	0	0	0	0
Contest Totals	65			23	40	2	0	0

### Justice, Supreme Court, Place 5

Vote For 1

	TOTAL	VOTE %		Election Day	Early Voting	Ballot By Mail	Provisional Ballots	Limited Ballots
REP Rebeca Huddle	60	92.31%	<div style="width: 92.31%;"><div style="width: 92.31%;"></div></div>	22	38	0	0	0
DEM Amanda Reichel	5	7.69%	<div style="width: 7.69%;"><div style="width: 7.69%;"></div></div>	1	2	2	0	0
Total Votes Cast	65	100.00%	<div style="width: 100.00%;"><div style="width: 100.00%;"></div></div>	23	40	2	0	0
Overvotes	0			0	0	0	0	0
Undervotes	0			0	0	0	0	0
Contest Totals	65			23	40	2	0	0

### Justice, Supreme Court, Place 9

Vote For 1

	TOTAL	VOTE %		Election Day	Early Voting	Ballot By Mail	Provisional Ballots	Limited Ballots
REP Evan Young	60	92.31%	<div style="width: 92.31%;"><div style="width: 92.31%;"></div></div>	22	38	0	0	0
DEM Julia Maldonado	5	7.69%	<div style="width: 7.69%;"><div style="width: 7.69%;"></div></div>	1	2	2	0	0
Total Votes Cast	65	100.00%	<div style="width: 100.00%;"><div style="width: 100.00%;"></div></div>	23	40	2	0	0
Overvotes	0			0	0	0	0	0
Undervotes	0			0	0	0	0	0
Contest Totals	65			23	40	2	0	0

### Judge, Court of Criminal Appeals, Place 5

Vote For 1

	TOTAL	VOTE %		Election Day	Early Voting	Ballot By Mail	Provisional Ballots	Limited Ballots
REP Scott Walker	60	92.31%	<div style="width: 92.31%;"><div style="width: 92.31%;"></div></div>	22	38	0	0	0
DEM Dana Huffman	5	7.69%	<div style="width: 7.69%;"><div style="width: 7.69%;"></div></div>	1	2	2	0	0
Total Votes Cast	65	100.00%	<div style="width: 100.00%;"><div style="width: 100.00%;"></div></div>	23	40	2	0	0
Overvotes	0			0	0	0	0	0
Undervotes	0			0	0	0	0	0
Contest Totals	65			23	40	2	0	0

**PCT 198**

**Judge, Court of Criminal Appeals, Place 6**

Vote For 1

	TOTAL	VOTE %		Election Day	Early Voting	Ballot By Mail	Provisional Ballots	Limited Ballots
REP Jesse F. McClure, III	59	92.19%	<div style="width: 92.19%;"><div style="width: 92.19%;"></div></div>	22	37	0	0	0
DEM Robert Johnson	5	7.81%	<div style="width: 7.81%;"><div style="width: 7.81%;"></div></div>	1	2	2	0	0
Total Votes Cast	64	100.00%	<div style="width: 100.00%;"><div style="width: 100.00%;"></div></div>	23	39	2	0	0
Overvotes	0			0	0	0	0	0
Undervotes	1			0	1	0	0	0
Contest Totals	65			23	40	2	0	0

**Member, State Board of Education, District 12 CCD**

Vote For 1

	TOTAL	VOTE %		Election Day	Early Voting	Ballot By Mail	Provisional Ballots	Limited Ballots
REP Pam Little	60	92.31%	<div style="width: 92.31%;"><div style="width: 92.31%;"></div></div>	22	38	0	0	0
DEM Alex Cornwallis	5	7.69%	<div style="width: 7.69%;"><div style="width: 7.69%;"></div></div>	1	2	2	0	0
LIB Christy Mowrey	0	0.00%	<div style="width: 0.00%;"><div style="width: 0.00%;"></div></div>	0	0	0	0	0
Write-In Totals	0	0.00%	<div style="width: 0.00%;"><div style="width: 0.00%;"></div></div>	0	0	0	0	0
Total Votes Cast	65	100.00%	<div style="width: 100.00%;"><div style="width: 100.00%;"></div></div>	23	40	2	0	0
Overvotes	0			0	0	0	0	0
Undervotes	0			0	0	0	0	0
Contest Totals	65			23	40	2	0	0

**State Senator, District 8**

Vote For 1

	TOTAL	VOTE %		Election Day	Early Voting	Ballot By Mail	Provisional Ballots	Limited Ballots
REP Angela Paxton	59	90.77%	<div style="width: 90.77%;"><div style="width: 90.77%;"></div></div>	22	37	0	0	0
DEM Jonathan Cocks	5	7.69%	<div style="width: 7.69%;"><div style="width: 7.69%;"></div></div>	1	2	2	0	0
LIB Edward Kless	1	1.54%	<div style="width: 1.54%;"><div style="width: 1.54%;"></div></div>	0	1	0	0	0
Total Votes Cast	65	100.00%	<div style="width: 100.00%;"><div style="width: 100.00%;"></div></div>	23	40	2	0	0
Overvotes	0			0	0	0	0	0
Undervotes	0			0	0	0	0	0
Contest Totals	65			23	40	2	0	0

**State Representative, District 67**

Vote For 1

	TOTAL	VOTE %		Election Day	Early Voting	Ballot By Mail	Provisional Ballots	Limited Ballots
REP Jeff Leach	60	92.31%	<div style="width: 92.31%;"><div style="width: 92.31%;"></div></div>	22	38	0	0	0
DEM Kevin Morris	5	7.69%	<div style="width: 7.69%;"><div style="width: 7.69%;"></div></div>	1	2	2	0	0
Total Votes Cast	65	100.00%	<div style="width: 100.00%;"><div style="width: 100.00%;"></div></div>	23	40	2	0	0
Overvotes	0			0	0	0	0	0
Undervotes	0			0	0	0	0	0
Contest Totals	65			23	40	2	0	0

## PCT 198

### Justice, 5th Court of Appeals District, Place 4

Vote For 1

	TOTAL	VOTE %		Election Day	Early Voting	Ballot By Mail	Provisional Ballots	Limited Ballots
REP Emily A. Miskel	60	92.31%		22	38	0	0	0
DEM Maricela Moore	5	7.69%		1	2	2	0	0
Total Votes Cast	65	100.00%		23	40	2	0	0
Overvotes	0			0	0	0	0	0
Undervotes	0			0	0	0	0	0
Contest Totals	65			23	40	2	0	0

### Justice, 5th Court of Appeals District, Place 7

Vote For 1

	TOTAL	VOTE %		Election Day	Early Voting	Ballot By Mail	Provisional Ballots	Limited Ballots
REP Kristina Williams	60	92.31%		22	38	0	0	0
DEM Nancy Kennedy	5	7.69%		1	2	2	0	0
Total Votes Cast	65	100.00%		23	40	2	0	0
Overvotes	0			0	0	0	0	0
Undervotes	0			0	0	0	0	0
Contest Totals	65			23	40	2	0	0

### County Judge CCD

Vote For 1

	TOTAL	VOTE %		Election Day	Early Voting	Ballot By Mail	Provisional Ballots	Limited Ballots
REP Chris Hill	58	90.62%		22	36	0	0	0
DEM Joshua Murray	6	9.38%		1	3	2	0	0
Total Votes Cast	64	100.00%		23	39	2	0	0
Overvotes	0			0	0	0	0	0
Undervotes	1			0	1	0	0	0
Contest Totals	65			23	40	2	0	0

### District Clerk CCD




Vote For 1

	TOTAL	VOTE %		Election Day	Early Voting	Ballot By Mail	Provisional Ballots	Limited Ballots
REP Mike Gould	60	92.31%		22	38	0	0	0
DEM David Brignac	5	7.69%		1	2	2	0	0
Total Votes Cast	65	100.00%		23	40	2	0	0
Overvotes	0			0	0	0	0	0
Undervotes	0			0	0	0	0	0
Contest Totals	65			23	40	2	0	0

## PCT 198






### Justice of the Peace, Precinct 2

Vote For 1

	TOTAL	VOTE %		Election Day	Early Voting	Ballot By Mail	Provisional Ballots	Limited Ballots
REP Ellen Skinner	58	92.06%		21	37	0	0	0
DEM Jennifer McKenzie	5	7.94%		1	2	2	0	0
Total Votes Cast	63	100.00%		22	39	2	0	0
Overvotes	0			0	0	0	0	0
Undervotes	2			1	1	0	0	0
Contest Totals	65			23	40	2	0	0

### Princeton ISD - Trustees

Vote For 2

	TOTAL	VOTE %		Election Day	Early Voting	Ballot By Mail	Provisional Ballots	Limited Ballots
Julia Schmoker	13	25.00%		5	8	0	0	0
Starla Sharpe	11	21.15%		5	6	0	0	0
Tim Tidwell	13	25.00%		4	9	0	0	0
John A Campbell	15	28.85%		6	9	0	0	0
Total Votes Cast	52	100.00%		20	32	0	0	0
Overvotes	0			0	0	0	0	0
Undervotes	24			8	16	0	0	0
Contest Totals	76			28	48	0	0	0

## PCT 199

### U. S. Representative, District 4

Vote For 1

	TOTAL	VOTE %	Election Day	Early Voting	Ballot By Mail	Provisional Ballots	Limited Ballots
REP Pat Fallon	1,386	72.45%	381	991	12	2	0
DEM Iro Omere	487	25.46%	140	334	10	3	0
LIB John Simmons	40	2.09%	19	21	0	0	0
Total Votes Cast	1,913	100.00%	540	1,346	22	5	0
Overvotes	0		0	0	0	0	0
Undervotes	15		0	14	1	0	0
Contest Totals	1,928		540	1,360	23	5	0

### Governor

Vote For 1

	TOTAL	VOTE %	Election Day	Early Voting	Ballot By Mail	Provisional Ballots	Limited Ballots
REP Greg Abbott	1,370	71.10%	373	985	10	2	0
DEM Beto O'Rourke	539	27.97%	158	366	12	3	0
LIB Mark Tippetts	17	0.88%	8	8	1	0	0
GRN Delilah Barrios	0	0.00%	0	0	0	0	0
Write-In Totals	1	0.05%	1	0	0	0	0
Total Votes Cast	1,927	100.00%	540	1,359	23	5	0
Overvotes	0		0	0	0	0	0
Undervotes	1		0	1	0	0	0
Contest Totals	1,928		540	1,360	23	5	0

### Lieutenant Governor

Vote For 1

	TOTAL	VOTE %	Election Day	Early Voting	Ballot By Mail	Provisional Ballots	Limited Ballots
REP Dan Patrick	1,344	70.07%	370	962	10	2	0
DEM Mike Collier	528	27.53%	154	359	12	3	0
LIB Shanna Steele	46	2.40%	15	31	0	0	0
Total Votes Cast	1,918	100.00%	539	1,352	22	5	0
Overvotes	0		0	0	0	0	0
Undervotes	10		1	8	1	0	0
Contest Totals	1,928		540	1,360	23	5	0

### Attorney General

Vote For 1

	TOTAL	VOTE %	Election Day	Early Voting	Ballot By Mail	Provisional Ballots	Limited Ballots
REP Ken Paxton	1,315	68.85%	362	943	8	2	0
DEM Rochelle Mercedes Garza	538	28.17%	163	360	12	3	0
LIB Mark Ash	57	2.98%	12	43	2	0	0
Total Votes Cast	1,910	100.00%	537	1,346	22	5	0
Overvotes	0		0	0	0	0	0
Undervotes	18		3	14	1	0	0
Contest Totals	1,928		540	1,360	23	5	0



## PCT 199

### Comptroller of Public Accounts

Vote For 1

	TOTAL	VOTE %	Election Day	Early Voting	Ballot By Mail	Provisional Ballots	Limited Ballots
REP Glenn Hegar	1,393	73.47%	385	994	12	2	0
DEM Janet T. Dudding	475	25.05%	135	328	10	2	0
LIB V. Alonzo Echevarria-Garza	28	1.48%	12	16	0	0	0
Total Votes Cast	1,896	100.00%	532	1,338	22	4	0
Overvotes	0		0	0	0	0	0
Undervotes	32		8	22	1	1	0
Contest Totals	1,928		540	1,360	23	5	0

### Commissioner of the General Land Office

Vote For 1

	TOTAL	VOTE %	Election Day	Early Voting	Ballot By Mail	Provisional Ballots	Limited Ballots
REP Dawn Buckingham	1,409	74.24%	388	1,006	13	2	0
DEM Jay Kleberg	478	25.18%	141	325	9	3	0
GRN Alfred Molison, Jr	10	0.53%	3	7	0	0	0
Write-In Totals	1	0.05%	1	0	0	0	0
Total Votes Cast	1,898	100.00%	533	1,338	22	5	0
Overvotes	0		0	0	0	0	0
Undervotes	30		7	22	1	0	0
Contest Totals	1,928		540	1,360	23	5	0

### Commissioner of Agriculture

Vote For 1

	TOTAL	VOTE %	Election Day	Early Voting	Ballot By Mail	Provisional Ballots	Limited Ballots
REP Sid Miller	1,401	74.01%	386	1,001	12	2	0
DEM Susan Hays	492	25.99%	145	334	10	3	0
Total Votes Cast	1,893	100.00%	531	1,335	22	5	0
Overvotes	0		0	0	0	0	0
Undervotes	35		9	25	1	0	0
Contest Totals	1,928		540	1,360	23	5	0

### Railroad Commissioner

Vote For 1

	TOTAL	VOTE %	Election Day	Early Voting	Ballot By Mail	Provisional Ballots	Limited Ballots
REP Wayne Christian	1,368	72.23%	375	980	11	2	0
DEM Luke Warford	474	25.03%	138	323	10	3	0
LIB Jaime Andres Diez	45	2.38%	16	28	1	0	0
GRN Hunter Wayne Crow	7	0.37%	2	5	0	0	0
Total Votes Cast	1,894	100.00%	531	1,336	22	5	0
Overvotes	0		0	0	0	0	0
Undervotes	34		9	24	1	0	0
Contest Totals	1,928		540	1,360	23	5	0

## PCT 199

### Justice, Supreme Court, Place 3

Vote For 1

	TOTAL	VOTE %		Election Day	Early Voting	Ballot By Mail	Provisional Ballots	Limited Ballots
REP Debra Lehrmann	1,372	72.36%	<div style="width: 72.36%;"><div style="width: 72.36%;"></div></div>	373	985	12	2	0
DEM Erin A. Nowell	487	25.69%	<div style="width: 25.69%;"><div style="width: 25.69%;"></div></div>	143	332	9	3	0
LIB Thomas Edward Oxford	37	1.95%	<div style="width: 1.95%;"><div style="width: 1.95%;"></div></div>	17	20	0	0	0
Total Votes Cast	1,896	100.00%	<div style="width: 100.00%;"><div style="width: 100.00%;"></div></div>	533	1,337	21	5	0
Overvotes	0			0	0	0	0	0
Undervotes	32			7	23	2	0	0
Contest Totals	1,928			540	1,360	23	5	0

### Justice, Supreme Court, Place 5

Vote For 1

	TOTAL	VOTE %		Election Day	Early Voting	Ballot By Mail	Provisional Ballots	Limited Ballots
REP Rebeca Huddle	1,385	73.20%	<div style="width: 73.20%;"><div style="width: 73.20%;"></div></div>	384	987	12	2	0
DEM Amanda Reichel	507	26.80%	<div style="width: 26.80%;"><div style="width: 26.80%;"></div></div>	147	347	10	3	0
Total Votes Cast	1,892	100.00%	<div style="width: 100.00%;"><div style="width: 100.00%;"></div></div>	531	1,334	22	5	0
Overvotes	0			0	0	0	0	0
Undervotes	36			9	26	1	0	0
Contest Totals	1,928			540	1,360	23	5	0

### Justice, Supreme Court, Place 9

Vote For 1

	TOTAL	VOTE %		Election Day	Early Voting	Ballot By Mail	Provisional Ballots	Limited Ballots
REP Evan Young	1,376	72.77%	<div style="width: 72.77%;"><div style="width: 72.77%;"></div></div>	379	983	12	2	0
DEM Julia Maldonado	515	27.23%	<div style="width: 27.23%;"><div style="width: 27.23%;"></div></div>	152	350	10	3	0
Total Votes Cast	1,891	100.00%	<div style="width: 100.00%;"><div style="width: 100.00%;"></div></div>	531	1,333	22	5	0
Overvotes	0			0	0	0	0	0
Undervotes	37			9	27	1	0	0
Contest Totals	1,928			540	1,360	23	5	0

### Judge, Court of Criminal Appeals, Place 5

Vote For 1

	TOTAL	VOTE %		Election Day	Early Voting	Ballot By Mail	Provisional Ballots	Limited Ballots
REP Scott Walker	1,381	73.26%	<div style="width: 73.26%;"><div style="width: 73.26%;"></div></div>	382	985	12	2	0
DEM Dana Huffman	504	26.74%	<div style="width: 26.74%;"><div style="width: 26.74%;"></div></div>	145	346	10	3	0
Total Votes Cast	1,885	100.00%	<div style="width: 100.00%;"><div style="width: 100.00%;"></div></div>	527	1,331	22	5	0
Overvotes	0			0	0	0	0	0
Undervotes	43			13	29	1	0	0
Contest Totals	1,928			540	1,360	23	5	0

**PCT 199**

**Judge, Court of Criminal Appeals, Place 6**

Vote For 1

	TOTAL	VOTE %		Election Day	Early Voting	Ballot By Mail	Provisional Ballots	Limited Ballots
REP Jesse F. McClure, III	1,385	73.40%		385	986	12	2	0
DEM Robert Johnson	502	26.60%		144	345	10	3	0
Total Votes Cast	1,887	100.00%		529	1,331	22	5	0
Overvotes	0			0	0	0	0	0
Undervotes	41			11	29	1	0	0
Contest Totals	1,928			540	1,360	23	5	0

**Member, State Board of Education, District 12 CCD**

Vote For 1

	TOTAL	VOTE %		Election Day	Early Voting	Ballot By Mail	Provisional Ballots	Limited Ballots
REP Pam Little	1,359	71.87%		370	977	12	0	0
DEM Alex Cornwallis	475	25.12%		138	326	8	3	0
LIB Christy Mowrey	57	3.01%		19	34	2	2	0
Write-In Totals	0	0.00%		0	0	0	0	0
Total Votes Cast	1,891	100.00%		527	1,337	22	5	0
Overvotes	0			0	0	0	0	0
Undervotes	37			13	23	1	0	0
Contest Totals	1,928			540	1,360	23	5	0

**State Senator, District 8**

Vote For 1

	TOTAL	VOTE %		Election Day	Early Voting	Ballot By Mail	Provisional Ballots	Limited Ballots
REP Angela Paxton	1,330	70.22%		370	949	9	2	0
DEM Jonathan Cocks	512	27.03%		145	352	12	3	0
LIB Edward Kless	52	2.75%		16	35	1	0	0
Total Votes Cast	1,894	100.00%		531	1,336	22	5	0
Overvotes	0			0	0	0	0	0
Undervotes	34			9	24	1	0	0
Contest Totals	1,928			540	1,360	23	5	0

**State Representative, District 66**

Vote For 1

	TOTAL	VOTE %		Election Day	Early Voting	Ballot By Mail	Provisional Ballots	Limited Ballots
REP Matt Shaheen	1,396	73.75%		385	997	12	2	0
DEM Jesse Ringness	497	26.25%		144	340	10	3	0
Total Votes Cast	1,893	100.00%		529	1,337	22	5	0
Overvotes	0			0	0	0	0	0
Undervotes	35			11	23	1	0	0
Contest Totals	1,928			540	1,360	23	5	0

## PCT 199

### Justice, 5th Court of Appeals District, Place 4

Vote For 1

	TOTAL	VOTE %	Election Day	Early Voting	Ballot By Mail	Provisional Ballots	Limited Ballots
REP Emily A. Miskel	1,396	74.18%	385	998	11	2	0
DEM Maricela Moore	486	25.82%	139	333	11	3	0
Total Votes Cast	1,882	100.00%	524	1,331	22	5	0
Overvotes	0		0	0	0	0	0
Undervotes	46		16	29	1	0	0
Contest Totals	1,928		540	1,360	23	5	0

### Justice, 5th Court of Appeals District, Place 7

Vote For 1

	TOTAL	VOTE %	Election Day	Early Voting	Ballot By Mail	Provisional Ballots	Limited Ballots
REP Kristina Williams	1,376	73.07%	377	985	12	2	0
DEM Nancy Kennedy	507	26.93%	149	345	10	3	0
Total Votes Cast	1,883	100.00%	526	1,330	22	5	0
Overvotes	0		0	0	0	0	0
Undervotes	45		14	30	1	0	0
Contest Totals	1,928		540	1,360	23	5	0

### County Judge CCD

Vote For 1

	TOTAL	VOTE %	Election Day	Early Voting	Ballot By Mail	Provisional Ballots	Limited Ballots
REP Chris Hill	1,385	73.20%	381	990	12	2	0
DEM Joshua Murray	507	26.80%	147	347	10	3	0
Total Votes Cast	1,892	100.00%	528	1,337	22	5	0
Overvotes	0		0	0	0	0	0
Undervotes	36		12	23	1	0	0
Contest Totals	1,928		540	1,360	23	5	0

### District Clerk CCD

Vote For 1

	TOTAL	VOTE %	Election Day	Early Voting	Ballot By Mail	Provisional Ballots	Limited Ballots
REP Mike Gould	1,394	74.07%	383	998	11	2	0
DEM David Brignac	488	25.93%	141	334	10	3	0
Total Votes Cast	1,882	100.00%	524	1,332	21	5	0
Overvotes	0		0	0	0	0	0
Undervotes	46		16	28	2	0	0
Contest Totals	1,928		540	1,360	23	5	0

## PCT 199

### Justice of the Peace, Precinct 4

Vote For 1

	TOTAL	VOTE %		Election Day	Early Voting	Ballot By Mail	Provisional Ballots	Limited Ballots
REP Vincent Venegoni	1,381	73.85%		379	988	12	2	0
DEM Adam Kern	489	26.15%		142	334	10	3	0
Total Votes Cast	1,870	100.00%		521	1,322	22	5	0
Overvotes	0			0	0	0	0	0
Undervotes	58			19	38	1	0	0
Contest Totals	1,928			540	1,360	23	5	0

## PCT 200

### U. S. Representative District 3

Vote For 1

	TOTAL	VOTE %	Election Day	Early Voting	Ballot By Mail	Provisional Ballots	Limited Ballots
REP Keith Self	688	71.30%	243	433	12	0	0
DEM Sandeep Srivastava	251	26.01%	62	172	17	0	0
LIB Christopher Claytor	26	2.69%	9	15	2	0	0
Total Votes Cast	965	100.00%	314	620	31	0	0
Overvotes	0		0	0	0	0	0
Undervotes	26		11	14	1	0	0
Contest Totals	991		325	634	32	0	0

### Governor

Vote For 1

	TOTAL	VOTE %	Election Day	Early Voting	Ballot By Mail	Provisional Ballots	Limited Ballots
REP Greg Abbott	700	70.92%	242	443	15	0	0
DEM Beto O'Rourke	271	27.46%	77	177	17	0	0
LIB Mark Tippetts	14	1.42%	5	9	0	0	0
GRN Delilah Barrios	2	0.20%	0	2	0	0	0
Write-In Totals	0	0.00%	0	0	0	0	0
Total Votes Cast	987	100.00%	324	631	32	0	0
Overvotes	0		0	0	0	0	0
Undervotes	4		1	3	0	0	0
Contest Totals	991		325	634	32	0	0

### Lieutenant Governor

Vote For 1

	TOTAL	VOTE %	Election Day	Early Voting	Ballot By Mail	Provisional Ballots	Limited Ballots
REP Dan Patrick	676	69.05%	237	427	12	0	0
DEM Mike Collier	274	27.99%	72	183	19	0	0
LIB Shanna Steele	29	2.96%	8	20	1	0	0
Total Votes Cast	979	100.00%	317	630	32	0	0
Overvotes	0		0	0	0	0	0
Undervotes	12		8	4	0	0	0
Contest Totals	991		325	634	32	0	0

### Attorney General

Vote For 1

	TOTAL	VOTE %	Election Day	Early Voting	Ballot By Mail	Provisional Ballots	Limited Ballots
REP Ken Paxton	676	69.62%	237	428	11	0	0
DEM Rochelle Mercedes Garza	256	26.36%	67	171	18	0	0
LIB Mark Ash	39	4.02%	12	25	2	0	0
Total Votes Cast	971	100.00%	316	624	31	0	0
Overvotes	0		0	0	0	0	0
Undervotes	20		9	10	1	0	0
Contest Totals	991		325	634	32	0	0

## PCT 200

### Comptroller of Public Accounts

Vote For 1

	TOTAL	VOTE %	Election Day	Early Voting	Ballot By Mail	Provisional Ballots	Limited Ballots
REP Glenn Hegar	694	71.77%	238	446	10	0	0
DEM Janet T. Dudding	244	25.23%	62	161	21	0	0
LIB V. Alonzo Echevarria-Garza	29	3.00%	12	16	1	0	0
Total Votes Cast	967	100.00%	312	623	32	0	0
Overvotes	0		0	0	0	0	0
Undervotes	24		13	11	0	0	0
Contest Totals	991		325	634	32	0	0

### Commissioner of the General Land Office

Vote For 1

	TOTAL	VOTE %	Election Day	Early Voting	Ballot By Mail	Provisional Ballots	Limited Ballots
REP Dawn Buckingham	698	72.48%	242	445	11	0	0
DEM Jay Kleberg	253	26.27%	64	170	19	0	0
GRN Alfred Molison, Jr	12	1.25%	5	7	0	0	0
Write-In Totals	0	0.00%	0	0	0	0	0
Total Votes Cast	963	100.00%	311	622	30	0	0
Overvotes	0		0	0	0	0	0
Undervotes	28		14	12	2	0	0
Contest Totals	991		325	634	32	0	0

### Commissioner of Agriculture

Vote For 1

	TOTAL	VOTE %	Election Day	Early Voting	Ballot By Mail	Provisional Ballots	Limited Ballots
REP Sid Miller	702	72.90%	248	442	12	0	0
DEM Susan Hays	261	27.10%	62	179	20	0	0
Total Votes Cast	963	100.00%	310	621	32	0	0
Overvotes	0		0	0	0	0	0
Undervotes	28		15	13	0	0	0
Contest Totals	991		325	634	32	0	0

### Railroad Commissioner

Vote For 1

	TOTAL	VOTE %	Election Day	Early Voting	Ballot By Mail	Provisional Ballots	Limited Ballots
REP Wayne Christian	684	71.03%	243	432	9	0	0
DEM Luke Warford	245	25.44%	57	170	18	0	0
LIB Jaime Andres Diez	27	2.80%	10	15	2	0	0
GRN Hunter Wayne Crow	7	0.73%	1	4	2	0	0
Total Votes Cast	963	100.00%	311	621	31	0	0
Overvotes	0		0	0	0	0	0
Undervotes	28		14	13	1	0	0
Contest Totals	991		325	634	32	0	0

## PCT 200

### Justice, Supreme Court, Place 3

Vote For 1

	TOTAL	VOTE %	Election Day	Early Voting	Ballot By Mail	Provisional Ballots	Limited Ballots
REP Debra Lehrmann	687	71.71%	239	436	12	0	0
DEM Erin A. Nowell	253	26.41%	65	170	18	0	0
LIB Thomas Edward Oxford	18	1.88%	6	12	0	0	0
Total Votes Cast	958	100.00%	310	618	30	0	0
Overvotes	0		0	0	0	0	0
Undervotes	33		15	16	2	0	0
Contest Totals	991		325	634	32	0	0

### Justice, Supreme Court, Place 5

Vote For 1

	TOTAL	VOTE %	Election Day	Early Voting	Ballot By Mail	Provisional Ballots	Limited Ballots
REP Rebeca Huddle	707	74.11%	243	451	13	0	0
DEM Amanda Reichel	247	25.89%	64	166	17	0	0
Total Votes Cast	954	100.00%	307	617	30	0	0
Overvotes	0		0	0	0	0	0
Undervotes	37		18	17	2	0	0
Contest Totals	991		325	634	32	0	0

### Justice, Supreme Court, Place 9

Vote For 1

	TOTAL	VOTE %	Election Day	Early Voting	Ballot By Mail	Provisional Ballots	Limited Ballots
REP Evan Young	703	73.84%	243	448	12	0	0
DEM Julia Maldonado	249	26.16%	64	167	18	0	0
Total Votes Cast	952	100.00%	307	615	30	0	0
Overvotes	0		0	0	0	0	0
Undervotes	39		18	19	2	0	0
Contest Totals	991		325	634	32	0	0

### Judge, Court of Criminal Appeals, Place 5

Vote For 1

	TOTAL	VOTE %	Election Day	Early Voting	Ballot By Mail	Provisional Ballots	Limited Ballots
REP Scott Walker	698	73.24%	241	446	11	0	0
DEM Dana Huffman	255	26.76%	66	169	20	0	0
Total Votes Cast	953	100.00%	307	615	31	0	0
Overvotes	0		0	0	0	0	0
Undervotes	38		18	19	1	0	0
Contest Totals	991		325	634	32	0	0



## PCT 200

### Judge, Court of Criminal Appeals, Place 6

Vote For 1

	TOTAL	VOTE %		Election Day	Early Voting	Ballot By Mail	Provisional Ballots	Limited Ballots
REP Jesse F. McClure, III	703	74.08%		241	448	14	0	0
DEM Robert Johnson	246	25.92%		63	168	15	0	0
Total Votes Cast	949	100.00%		304	616	29	0	0
Overvotes	0			0	0	0	0	0
Undervotes	42			21	18	3	0	0
Contest Totals	991			325	634	32	0	0

### Member, State Board of Education, District 12 CCD

Vote For 1

	TOTAL	VOTE %		Election Day	Early Voting	Ballot By Mail	Provisional Ballots	Limited Ballots
REP Pam Little	672	70.00%		236	426	10	0	0
DEM Alex Cornwallis	247	25.73%		61	169	17	0	0
LIB Christy Mowrey	41	4.27%		15	22	4	0	0
Write-In Totals	0	0.00%		0	0	0	0	0
Total Votes Cast	960	100.00%		312	617	31	0	0
Overvotes	0			0	0	0	0	0
Undervotes	31			13	17	1	0	0
Contest Totals	991			325	634	32	0	0

### State Senator, District 8

Vote For 1

	TOTAL	VOTE %		Election Day	Early Voting	Ballot By Mail	Provisional Ballots	Limited Ballots
REP Angela Paxton	668	69.95%		237	421	10	0	0
DEM Jonathan Cocks	256	26.81%		62	176	18	0	0
LIB Edward Kless	31	3.25%		10	19	2	0	0
Total Votes Cast	955	100.00%		309	616	30	0	0
Overvotes	0			0	0	0	0	0
Undervotes	36			16	18	2	0	0
Contest Totals	991			325	634	32	0	0

### State Representative, District 67

Vote For 1

	TOTAL	VOTE %		Election Day	Early Voting	Ballot By Mail	Provisional Ballots	Limited Ballots
REP Jeff Leach	702	73.66%		246	443	13	0	0
DEM Kevin Morris	251	26.34%		61	173	17	0	0
Total Votes Cast	953	100.00%		307	616	30	0	0
Overvotes	0			0	0	0	0	0
Undervotes	38			18	18	2	0	0
Contest Totals	991			325	634	32	0	0

## PCT 200

### Justice, 5th Court of Appeals District, Place 4

Vote For 1

	TOTAL	VOTE %	Election Day	Early Voting	Ballot By Mail	Provisional Ballots	Limited Ballots
REP Emily A. Miskel	705	74.21%	242	450	13	0	0
DEM Maricela Moore	245	25.79%	63	165	17	0	0
Total Votes Cast	950	100.00%	305	615	30	0	0
Overvotes	0		0	0	0	0	0
Undervotes	41		20	19	2	0	0
Contest Totals	991		325	634	32	0	0

### Justice, 5th Court of Appeals District, Place 7

Vote For 1

	TOTAL	VOTE %	Election Day	Early Voting	Ballot By Mail	Provisional Ballots	Limited Ballots
REP Kristina Williams	700	73.61%	243	444	13	0	0
DEM Nancy Kennedy	251	26.39%	63	170	18	0	0
Total Votes Cast	951	100.00%	306	614	31	0	0
Overvotes	0		0	0	0	0	0
Undervotes	40		19	20	1	0	0
Contest Totals	991		325	634	32	0	0

### County Judge CCD

Vote For 1

	TOTAL	VOTE %	Election Day	Early Voting	Ballot By Mail	Provisional Ballots	Limited Ballots
REP Chris Hill	701	73.25%	241	449	11	0	0
DEM Joshua Murray	256	26.75%	65	172	19	0	0
Total Votes Cast	957	100.00%	306	621	30	0	0
Overvotes	0		0	0	0	0	0
Undervotes	34		19	13	2	0	0
Contest Totals	991		325	634	32	0	0

### District Clerk CCD

Vote For 1

	TOTAL	VOTE %	Election Day	Early Voting	Ballot By Mail	Provisional Ballots	Limited Ballots
REP Mike Gould	706	73.85%	243	452	11	0	0
DEM David Brignac	250	26.15%	63	168	19	0	0
Total Votes Cast	956	100.00%	306	620	30	0	0
Overvotes	0		0	0	0	0	0
Undervotes	35		19	14	2	0	0
Contest Totals	991		325	634	32	0	0

**PCT 200**

**Anna ISD - Proposition A**

Vote For 1

	TOTAL	VOTE %	Election Day	Early Voting	Ballot By Mail	Provisional Ballots	Limited Ballots
For	0		0	0	0	0	0
Against	0		0	0	0	0	0
Total Votes Cast	0		0	0	0	0	0
Overvotes	0		0	0	0	0	0
Undervotes	0		0	0	0	0	0
Contest Totals	0		0	0	0	0	0

**Anna ISD - Proposition B**

Vote For 1

	TOTAL	VOTE %	Election Day	Early Voting	Ballot By Mail	Provisional Ballots	Limited Ballots
For	0		0	0	0	0	0
Against	0		0	0	0	0	0
Total Votes Cast	0		0	0	0	0	0
Overvotes	0		0	0	0	0	0
Undervotes	0		0	0	0	0	0
Contest Totals	0		0	0	0	0	0

## PCT 201

### U. S. Representative, District 4

Vote For 1

	TOTAL	VOTE %	Election Day	Early Voting	Ballot By Mail	Provisional Ballots	Limited Ballots
REP Pat Fallon	0		0	0	0	0	0
DEM Iro Omere	0		0	0	0	0	0
LIB John Simmons	0		0	0	0	0	0
Total Votes Cast	0		0	0	0	0	0
Overvotes	0		0	0	0	0	0
Undervotes	0		0	0	0	0	0
Contest Totals	0		0	0	0	0	0

### Governor

Vote For 1

	TOTAL	VOTE %	Election Day	Early Voting	Ballot By Mail	Provisional Ballots	Limited Ballots
REP Greg Abbott	0		0	0	0	0	0
DEM Beto O'Rourke	0		0	0	0	0	0
LIB Mark Tippetts	0		0	0	0	0	0
GRN Delilah Barrios	0		0	0	0	0	0
Write-In Totals	0		0	0	0	0	0
Total Votes Cast	0		0	0	0	0	0
Overvotes	0		0	0	0	0	0
Undervotes	0		0	0	0	0	0
Contest Totals	0		0	0	0	0	0

### Lieutenant Governor

Vote For 1

	TOTAL	VOTE %	Election Day	Early Voting	Ballot By Mail	Provisional Ballots	Limited Ballots
REP Dan Patrick	0		0	0	0	0	0
DEM Mike Collier	0		0	0	0	0	0
LIB Shanna Steele	0		0	0	0	0	0
Total Votes Cast	0		0	0	0	0	0
Overvotes	0		0	0	0	0	0
Undervotes	0		0	0	0	0	0
Contest Totals	0		0	0	0	0	0

### Attorney General

Vote For 1

	TOTAL	VOTE %	Election Day	Early Voting	Ballot By Mail	Provisional Ballots	Limited Ballots
REP Ken Paxton	0		0	0	0	0	0
DEM Rochelle Mercedes Garza	0		0	0	0	0	0
LIB Mark Ash	0		0	0	0	0	0
Total Votes Cast	0		0	0	0	0	0
Overvotes	0		0	0	0	0	0
Undervotes	0		0	0	0	0	0
Contest Totals	0		0	0	0	0	0

**PCT 201**

**Comptroller of Public Accounts**

Vote For 1

	TOTAL	VOTE %	Election Day	Early Voting	Ballot By Mail	Provisional Ballots	Limited Ballots
REP Glenn Hegar	0		0	0	0	0	0
DEM Janet T. Dudding	0		0	0	0	0	0
LIB V. Alonzo Echevarria-Garza	0		0	0	0	0	0
Total Votes Cast	0		0	0	0	0	0
Overvotes	0		0	0	0	0	0
Undervotes	0		0	0	0	0	0
Contest Totals	0		0	0	0	0	0

**Commissioner of the General Land Office**

Vote For 1

	TOTAL	VOTE %	Election Day	Early Voting	Ballot By Mail	Provisional Ballots	Limited Ballots
REP Dawn Buckingham	0		0	0	0	0	0
DEM Jay Kleberg	0		0	0	0	0	0
GRN Alfred Molison, Jr	0		0	0	0	0	0
Write-In Totals	0		0	0	0	0	0
Total Votes Cast	0		0	0	0	0	0
Overvotes	0		0	0	0	0	0
Undervotes	0		0	0	0	0	0
Contest Totals	0		0	0	0	0	0

**Commissioner of Agriculture**

Vote For 1

	TOTAL	VOTE %	Election Day	Early Voting	Ballot By Mail	Provisional Ballots	Limited Ballots
REP Sid Miller	0		0	0	0	0	0
DEM Susan Hays	0		0	0	0	0	0
Total Votes Cast	0		0	0	0	0	0
Overvotes	0		0	0	0	0	0
Undervotes	0		0	0	0	0	0
Contest Totals	0		0	0	0	0	0

**Railroad Commissioner**

Vote For 1

	TOTAL	VOTE %	Election Day	Early Voting	Ballot By Mail	Provisional Ballots	Limited Ballots
REP Wayne Christian	0		0	0	0	0	0
DEM Luke Warford	0		0	0	0	0	0
LIB Jaime Andres Diez	0		0	0	0	0	0
GRN Hunter Wayne Crow	0		0	0	0	0	0
Total Votes Cast	0		0	0	0	0	0
Overvotes	0		0	0	0	0	0
Undervotes	0		0	0	0	0	0
Contest Totals	0		0	0	0	0	0

**PCT 201**

**Justice, Supreme Court, Place 3**

Vote For 1

	TOTAL	VOTE %	Election Day	Early Voting	Ballot By Mail	Provisional Ballots	Limited Ballots
REP Debra Lehrmann	0		0	0	0	0	0
DEM Erin A. Nowell	0		0	0	0	0	0
LIB Thomas Edward Oxford	0		0	0	0	0	0
Total Votes Cast	0		0	0	0	0	0
Overvotes	0		0	0	0	0	0
Undervotes	0		0	0	0	0	0
Contest Totals	0		0	0	0	0	0

**Justice, Supreme Court, Place 5**

Vote For 1

	TOTAL	VOTE %	Election Day	Early Voting	Ballot By Mail	Provisional Ballots	Limited Ballots
REP Rebeca Huddle	0		0	0	0	0	0
DEM Amanda Reichek	0		0	0	0	0	0
Total Votes Cast	0		0	0	0	0	0
Overvotes	0		0	0	0	0	0
Undervotes	0		0	0	0	0	0
Contest Totals	0		0	0	0	0	0

**Justice, Supreme Court, Place 9**

Vote For 1

	TOTAL	VOTE %	Election Day	Early Voting	Ballot By Mail	Provisional Ballots	Limited Ballots
REP Evan Young	0		0	0	0	0	0
DEM Julia Maldonado	0		0	0	0	0	0
Total Votes Cast	0		0	0	0	0	0
Overvotes	0		0	0	0	0	0
Undervotes	0		0	0	0	0	0
Contest Totals	0		0	0	0	0	0

**Judge, Court of Criminal Appeals, Place 5**

Vote For 1

	TOTAL	VOTE %	Election Day	Early Voting	Ballot By Mail	Provisional Ballots	Limited Ballots
REP Scott Walker	0		0	0	0	0	0
DEM Dana Huffman	0		0	0	0	0	0
Total Votes Cast	0		0	0	0	0	0
Overvotes	0		0	0	0	0	0
Undervotes	0		0	0	0	0	0
Contest Totals	0		0	0	0	0	0

**PCT 201**

**Judge, Court of Criminal Appeals, Place 6**

Vote For 1

	TOTAL	VOTE %	Election Day	Early Voting	Ballot By Mail	Provisional Ballots	Limited Ballots
REP Jesse F. McClure, III	0		0	0	0	0	0
DEM Robert Johnson	0		0	0	0	0	0
Total Votes Cast	0		0	0	0	0	0
Overvotes	0		0	0	0	0	0
Undervotes	0		0	0	0	0	0
Contest Totals	0		0	0	0	0	0

**Member, State Board of Education, District 12 CCD**

Vote For 1

	TOTAL	VOTE %	Election Day	Early Voting	Ballot By Mail	Provisional Ballots	Limited Ballots
REP Pam Little	0		0	0	0	0	0
DEM Alex Cornwallis	0		0	0	0	0	0
LIB Christy Mowrey	0		0	0	0	0	0
Write-In Totals	0		0	0	0	0	0
Total Votes Cast	0		0	0	0	0	0
Overvotes	0		0	0	0	0	0
Undervotes	0		0	0	0	0	0
Contest Totals	0		0	0	0	0	0

**State Senator, District 8**

Vote For 1

	TOTAL	VOTE %	Election Day	Early Voting	Ballot By Mail	Provisional Ballots	Limited Ballots
REP Angela Paxton	0		0	0	0	0	0
DEM Jonathan Cocks	0		0	0	0	0	0
LIB Edward Kless	0		0	0	0	0	0
Total Votes Cast	0		0	0	0	0	0
Overvotes	0		0	0	0	0	0
Undervotes	0		0	0	0	0	0
Contest Totals	0		0	0	0	0	0

**State Representative, District 67**

Vote For 1

	TOTAL	VOTE %	Election Day	Early Voting	Ballot By Mail	Provisional Ballots	Limited Ballots
REP Jeff Leach	0		0	0	0	0	0
DEM Kevin Morris	0		0	0	0	0	0
Total Votes Cast	0		0	0	0	0	0
Overvotes	0		0	0	0	0	0
Undervotes	0		0	0	0	0	0
Contest Totals	0		0	0	0	0	0

## PCT 201

### Justice, 5th Court of Appeals District, Place 4

Vote For 1

	TOTAL	VOTE %	Election Day	Early Voting	Ballot By Mail	Provisional Ballots	Limited Ballots
REP Emily A. Miskel	0		0	0	0	0	0
DEM Maricela Moore	0		0	0	0	0	0
Total Votes Cast	0		0	0	0	0	0
Overvotes	0		0	0	0	0	0
Undervotes	0		0	0	0	0	0
Contest Totals	0		0	0	0	0	0

### Justice, 5th Court of Appeals District, Place 7

Vote For 1

	TOTAL	VOTE %	Election Day	Early Voting	Ballot By Mail	Provisional Ballots	Limited Ballots
REP Kristina Williams	0		0	0	0	0	0
DEM Nancy Kennedy	0		0	0	0	0	0
Total Votes Cast	0		0	0	0	0	0
Overvotes	0		0	0	0	0	0
Undervotes	0		0	0	0	0	0
Contest Totals	0		0	0	0	0	0

### County Judge CCD

Vote For 1

	TOTAL	VOTE %	Election Day	Early Voting	Ballot By Mail	Provisional Ballots	Limited Ballots
REP Chris Hill	0		0	0	0	0	0
DEM Joshua Murray	0		0	0	0	0	0
Total Votes Cast	0		0	0	0	0	0
Overvotes	0		0	0	0	0	0
Undervotes	0		0	0	0	0	0
Contest Totals	0		0	0	0	0	0

### District Clerk CCD

Vote For 1

	TOTAL	VOTE %	Election Day	Early Voting	Ballot By Mail	Provisional Ballots	Limited Ballots
REP Mike Gould	0		0	0	0	0	0
DEM David Brignac	0		0	0	0	0	0
Total Votes Cast	0		0	0	0	0	0
Overvotes	0		0	0	0	0	0
Undervotes	0		0	0	0	0	0
Contest Totals	0		0	0	0	0	0



**PCT 201**

**Trenton ISD - Proposition A**

Vote For 1

	TOTAL	VOTE %	Election Day	Early Voting	Ballot By Mail	Provisional Ballots	Limited Ballots
For	0		0	0	0	0	0
Against	0		0	0	0	0	0
Total Votes Cast	0		0	0	0	0	0
Overvotes	0		0	0	0	0	0
Undervotes	0		0	0	0	0	0
Contest Totals	0		0	0	0	0	0

**Trenton ISD - Proposition B**

Vote For 1

	TOTAL	VOTE %	Election Day	Early Voting	Ballot By Mail	Provisional Ballots	Limited Ballots
For	0		0	0	0	0	0
Against	0		0	0	0	0	0
Total Votes Cast	0		0	0	0	0	0
Overvotes	0		0	0	0	0	0
Undervotes	0		0	0	0	0	0
Contest Totals	0		0	0	0	0	0

## PCT 202

### U. S. Representative District 3

Vote For 1

	TOTAL	VOTE %	Election Day	Early Voting	Ballot By Mail	Provisional Ballots	Limited Ballots
REP Keith Self	0	0.00%	0	0	0	0	0
DEM Sandeep Srivastava	2	100.00%	0	2	0	0	0
LIB Christopher Claytor	0	0.00%	0	0	0	0	0
Total Votes Cast	2	100.00%	0	2	0	0	0
Overvotes	0		0	0	0	0	0
Undervotes	0		0	0	0	0	0
Contest Totals	2		0	2	0	0	0

### Governor

Vote For 1

	TOTAL	VOTE %	Election Day	Early Voting	Ballot By Mail	Provisional Ballots	Limited Ballots
REP Greg Abbott	0	0.00%	0	0	0	0	0
DEM Beto O'Rourke	2	100.00%	0	2	0	0	0
LIB Mark Tippetts	0	0.00%	0	0	0	0	0
GRN Delilah Barrios	0	0.00%	0	0	0	0	0
Write-In Totals	0	0.00%	0	0	0	0	0
Total Votes Cast	2	100.00%	0	2	0	0	0
Overvotes	0		0	0	0	0	0
Undervotes	0		0	0	0	0	0
Contest Totals	2		0	2	0	0	0

### Lieutenant Governor

Vote For 1

	TOTAL	VOTE %	Election Day	Early Voting	Ballot By Mail	Provisional Ballots	Limited Ballots
REP Dan Patrick	0	0.00%	0	0	0	0	0
DEM Mike Collier	2	100.00%	0	2	0	0	0
LIB Shanna Steele	0	0.00%	0	0	0	0	0
Total Votes Cast	2	100.00%	0	2	0	0	0
Overvotes	0		0	0	0	0	0
Undervotes	0		0	0	0	0	0
Contest Totals	2		0	2	0	0	0

### Attorney General

Vote For 1

	TOTAL	VOTE %	Election Day	Early Voting	Ballot By Mail	Provisional Ballots	Limited Ballots
REP Ken Paxton	0	0.00%	0	0	0	0	0
DEM Rochelle Mercedes Garza	2	100.00%	0	2	0	0	0
LIB Mark Ash	0	0.00%	0	0	0	0	0
Total Votes Cast	2	100.00%	0	2	0	0	0
Overvotes	0		0	0	0	0	0
Undervotes	0		0	0	0	0	0
Contest Totals	2		0	2	0	0	0

## PCT 202

### Comptroller of Public Accounts

Vote For 1

	TOTAL	VOTE %		Election Day	Early Voting	Ballot By Mail	Provisional Ballots	Limited Ballots
REP Glenn Hegar	0	0.00%	<div style="width: 0%;"></div>	0	0	0	0	0
DEM Janet T. Dudding	2	100.00%	<div style="width: 100%;"></div>	0	2	0	0	0
LIB V. Alonzo Echevarria-Garza	0	0.00%	<div style="width: 0%;"></div>	0	0	0	0	0
Total Votes Cast	2	100.00%	<div style="width: 100%;"></div>	0	2	0	0	0
Overvotes	0			0	0	0	0	0
Undervotes	0			0	0	0	0	0
Contest Totals	2			0	2	0	0	0

### Commissioner of the General Land Office

Vote For 1

	TOTAL	VOTE %		Election Day	Early Voting	Ballot By Mail	Provisional Ballots	Limited Ballots
REP Dawn Buckingham	0	0.00%	<div style="width: 0%;"></div>	0	0	0	0	0
DEM Jay Kleberg	1	50.00%	<div style="width: 50%;"></div>	0	1	0	0	0
GRN Alfred Molison, Jr	1	50.00%	<div style="width: 50%;"></div>	0	1	0	0	0
Write-In Totals	0	0.00%	<div style="width: 0%;"></div>	0	0	0	0	0
Total Votes Cast	2	100.00%	<div style="width: 100%;"></div>	0	2	0	0	0
Overvotes	0			0	0	0	0	0
Undervotes	0			0	0	0	0	0
Contest Totals	2			0	2	0	0	0

### Commissioner of Agriculture

Vote For 1

	TOTAL	VOTE %		Election Day	Early Voting	Ballot By Mail	Provisional Ballots	Limited Ballots
REP Sid Miller	0	0.00%	<div style="width: 0%;"></div>	0	0	0	0	0
DEM Susan Hays	2	100.00%	<div style="width: 100%;"></div>	0	2	0	0	0
Total Votes Cast	2	100.00%	<div style="width: 100%;"></div>	0	2	0	0	0
Overvotes	0			0	0	0	0	0
Undervotes	0			0	0	0	0	0
Contest Totals	2			0	2	0	0	0

### Railroad Commissioner

Vote For 1

	TOTAL	VOTE %		Election Day	Early Voting	Ballot By Mail	Provisional Ballots	Limited Ballots
REP Wayne Christian	0	0.00%	<div style="width: 0%;"></div>	0	0	0	0	0
DEM Luke Warford	2	100.00%	<div style="width: 100%;"></div>	0	2	0	0	0
LIB Jaime Andres Diez	0	0.00%	<div style="width: 0%;"></div>	0	0	0	0	0
GRN Hunter Wayne Crow	0	0.00%	<div style="width: 0%;"></div>	0	0	0	0	0
Total Votes Cast	2	100.00%	<div style="width: 100%;"></div>	0	2	0	0	0
Overvotes	0			0	0	0	0	0
Undervotes	0			0	0	0	0	0
Contest Totals	2			0	2	0	0	0

## PCT 202

### Justice, Supreme Court, Place 3

Vote For 1

	TOTAL	VOTE %		Election Day	Early Voting	Ballot By Mail	Provisional Ballots	Limited Ballots
REP Debra Lehrmann	0	0.00%	<div style="width: 0%;"></div>	0	0	0	0	0
DEM Erin A. Nowell	2	100.00%	<div style="width: 100%;"></div>	0	2	0	0	0
LIB Thomas Edward Oxford	0	0.00%	<div style="width: 0%;"></div>	0	0	0	0	0
Total Votes Cast	2	100.00%	<div style="width: 100%;"></div>	0	2	0	0	0
Overvotes	0			0	0	0	0	0
Undervotes	0			0	0	0	0	0
Contest Totals	2			0	2	0	0	0

### Justice, Supreme Court, Place 5

Vote For 1

	TOTAL	VOTE %		Election Day	Early Voting	Ballot By Mail	Provisional Ballots	Limited Ballots
REP Rebeca Huddle	0	0.00%	<div style="width: 0%;"></div>	0	0	0	0	0
DEM Amanda Reichel	2	100.00%	<div style="width: 100%;"></div>	0	2	0	0	0
Total Votes Cast	2	100.00%	<div style="width: 100%;"></div>	0	2	0	0	0
Overvotes	0			0	0	0	0	0
Undervotes	0			0	0	0	0	0
Contest Totals	2			0	2	0	0	0

### Justice, Supreme Court, Place 9

Vote For 1

	TOTAL	VOTE %		Election Day	Early Voting	Ballot By Mail	Provisional Ballots	Limited Ballots
REP Evan Young	0	0.00%	<div style="width: 0%;"></div>	0	0	0	0	0
DEM Julia Maldonado	2	100.00%	<div style="width: 100%;"></div>	0	2	0	0	0
Total Votes Cast	2	100.00%	<div style="width: 100%;"></div>	0	2	0	0	0
Overvotes	0			0	0	0	0	0
Undervotes	0			0	0	0	0	0
Contest Totals	2			0	2	0	0	0

### Judge, Court of Criminal Appeals, Place 5

Vote For 1

	TOTAL	VOTE %		Election Day	Early Voting	Ballot By Mail	Provisional Ballots	Limited Ballots
REP Scott Walker	0	0.00%	<div style="width: 0%;"></div>	0	0	0	0	0
DEM Dana Huffman	2	100.00%	<div style="width: 100%;"></div>	0	2	0	0	0
Total Votes Cast	2	100.00%	<div style="width: 100%;"></div>	0	2	0	0	0
Overvotes	0			0	0	0	0	0
Undervotes	0			0	0	0	0	0
Contest Totals	2			0	2	0	0	0

## PCT 202

### Judge, Court of Criminal Appeals, Place 6

Vote For 1

	TOTAL	VOTE %		Election Day	Early Voting	Ballot By Mail	Provisional Ballots	Limited Ballots
REP Jesse F. McClure, III	0	0.00%	<div style="width: 0%;"></div>	0	0	0	0	0
DEM Robert Johnson	2	100.00%	<div style="width: 100%;"></div>	0	2	0	0	0
Total Votes Cast	2	100.00%	<div style="width: 100%;"></div>	0	2	0	0	0
Overvotes	0			0	0	0	0	0
Undervotes	0			0	0	0	0	0
Contest Totals	2			0	2	0	0	0

### Member, State Board of Education, District 12 CCD

Vote For 1

	TOTAL	VOTE %		Election Day	Early Voting	Ballot By Mail	Provisional Ballots	Limited Ballots
REP Pam Little	0	0.00%	<div style="width: 0%;"></div>	0	0	0	0	0
DEM Alex Cornwallis	2	100.00%	<div style="width: 100%;"></div>	0	2	0	0	0
LIB Christy Mowrey	0	0.00%	<div style="width: 0%;"></div>	0	0	0	0	0
Write-In Totals	0	0.00%	<div style="width: 0%;"></div>	0	0	0	0	0
Total Votes Cast	2	100.00%	<div style="width: 100%;"></div>	0	2	0	0	0
Overvotes	0			0	0	0	0	0
Undervotes	0			0	0	0	0	0
Contest Totals	2			0	2	0	0	0

### State Senator, District 8

Vote For 1

	TOTAL	VOTE %		Election Day	Early Voting	Ballot By Mail	Provisional Ballots	Limited Ballots
REP Angela Paxton	0	0.00%	<div style="width: 0%;"></div>	0	0	0	0	0
DEM Jonathan Cocks	2	100.00%	<div style="width: 100%;"></div>	0	2	0	0	0
LIB Edward Kless	0	0.00%	<div style="width: 0%;"></div>	0	0	0	0	0
Total Votes Cast	2	100.00%	<div style="width: 100%;"></div>	0	2	0	0	0
Overvotes	0			0	0	0	0	0
Undervotes	0			0	0	0	0	0
Contest Totals	2			0	2	0	0	0

### State Representative, District 70

Vote For 1

	TOTAL	VOTE %		Election Day	Early Voting	Ballot By Mail	Provisional Ballots	Limited Ballots
REP Jamee Jolly	0	0.00%	<div style="width: 0%;"></div>	0	0	0	0	0
DEM Mihaela Elizabeth Plesa	2	100.00%	<div style="width: 100%;"></div>	0	2	0	0	0
Total Votes Cast	2	100.00%	<div style="width: 100%;"></div>	0	2	0	0	0
Overvotes	0			0	0	0	0	0
Undervotes	0			0	0	0	0	0
Contest Totals	2			0	2	0	0	0

## PCT 202

### Justice, 5th Court of Appeals District, Place 4

Vote For 1

	TOTAL	VOTE %	Election Day	Early Voting	Ballot By Mail	Provisional Ballots	Limited Ballots
REP Emily A. Miskel	0	0.00%	0	0	0	0	0
DEM Maricela Moore	2	100.00%	0	2	0	0	0
Total Votes Cast	2	100.00%	0	2	0	0	0
Overvotes	0		0	0	0	0	0
Undervotes	0		0	0	0	0	0
Contest Totals	2		0	2	0	0	0

### Justice, 5th Court of Appeals District, Place 7

Vote For 1

	TOTAL	VOTE %	Election Day	Early Voting	Ballot By Mail	Provisional Ballots	Limited Ballots
REP Kristina Williams	0	0.00%	0	0	0	0	0
DEM Nancy Kennedy	2	100.00%	0	2	0	0	0
Total Votes Cast	2	100.00%	0	2	0	0	0
Overvotes	0		0	0	0	0	0
Undervotes	0		0	0	0	0	0
Contest Totals	2		0	2	0	0	0

### County Judge CCD

Vote For 1

	TOTAL	VOTE %	Election Day	Early Voting	Ballot By Mail	Provisional Ballots	Limited Ballots
REP Chris Hill	0	0.00%	0	0	0	0	0
DEM Joshua Murray	2	100.00%	0	2	0	0	0
Total Votes Cast	2	100.00%	0	2	0	0	0
Overvotes	0		0	0	0	0	0
Undervotes	0		0	0	0	0	0
Contest Totals	2		0	2	0	0	0

### District Clerk CCD

Vote For 1

	TOTAL	VOTE %	Election Day	Early Voting	Ballot By Mail	Provisional Ballots	Limited Ballots
REP Mike Gould	0	0.00%	0	0	0	0	0
DEM David Brignac	2	100.00%	0	2	0	0	0
Total Votes Cast	2	100.00%	0	2	0	0	0
Overvotes	0		0	0	0	0	0
Undervotes	0		0	0	0	0	0
Contest Totals	2		0	2	0	0	0

## PCT 202

### Justice of the Peace, Precinct 4

Vote For 1

	TOTAL	VOTE %		Election Day	Early Voting	Ballot By Mail	Provisional Ballots	Limited Ballots
REP Vincent Venegoni	0	0.00%	<div style="width: 0%;"></div>	0	0	0	0	0
DEM Adam Kern	2	100.00%	<div style="width: 100%;"></div>	0	2	0	0	0
Total Votes Cast	2	100.00%	<div style="width: 100%;"></div>	0	2	0	0	0
Overvotes	0			0	0	0	0	0
Undervotes	0			0	0	0	0	0
Contest Totals	2			0	2	0	0	0

### Plano ISD - Proposition A

Vote For 1

	TOTAL	VOTE %		Election Day	Early Voting	Ballot By Mail	Provisional Ballots	Limited Ballots
For	0	0.00%	<div style="width: 0%;"></div>	0	0	0	0	0
Against	2	100.00%	<div style="width: 100%;"></div>	0	2	0	0	0
Total Votes Cast	2	100.00%	<div style="width: 100%;"></div>	0	2	0	0	0
Overvotes	0			0	0	0	0	0
Undervotes	0			0	0	0	0	0
Contest Totals	2			0	2	0	0	0

### Plano ISD - Proposition B

Vote For 1

	TOTAL	VOTE %		Election Day	Early Voting	Ballot By Mail	Provisional Ballots	Limited Ballots
For	0	0.00%	<div style="width: 0%;"></div>	0	0	0	0	0
Against	2	100.00%	<div style="width: 100%;"></div>	0	2	0	0	0
Total Votes Cast	2	100.00%	<div style="width: 100%;"></div>	0	2	0	0	0
Overvotes	0			0	0	0	0	0
Undervotes	0			0	0	0	0	0
Contest Totals	2			0	2	0	0	0

### Plano ISD - Proposition C

Vote For 1

	TOTAL	VOTE %		Election Day	Early Voting	Ballot By Mail	Provisional Ballots	Limited Ballots
For	0	0.00%	<div style="width: 0%;"></div>	0	0	0	0	0
Against	2	100.00%	<div style="width: 100%;"></div>	0	2	0	0	0
Total Votes Cast	2	100.00%	<div style="width: 100%;"></div>	0	2	0	0	0
Overvotes	0			0	0	0	0	0
Undervotes	0			0	0	0	0	0
Contest Totals	2			0	2	0	0	0

## PCT 202

### Plano ISD - Proposition D

Vote For 1

	TOTAL	VOTE %		Election Day	Early Voting	Ballot By Mail	Provisional Ballots	Limited Ballots
For	0	0.00%	<div style="width: 0%; background-color: #cccccc;"></div>	0	0	0	0	0
Against	2	100.00%	<div style="width: 100%; background-color: #e6c000;"></div>	0	2	0	0	0
Total Votes Cast	2	100.00%	<div style="width: 100%; background-color: #e6c000;"></div>	0	2	0	0	0
Overvotes	0			0	0	0	0	0
Undervotes	0			0	0	0	0	0
Contest Totals	2			0	2	0	0	0

### Plano ISD - Proposition E

Vote For 1

	TOTAL	VOTE %		Election Day	Early Voting	Ballot By Mail	Provisional Ballots	Limited Ballots
For	0	0.00%	<div style="width: 0%; background-color: #cccccc;"></div>	0	0	0	0	0
Against	2	100.00%	<div style="width: 100%; background-color: #e6c000;"></div>	0	2	0	0	0
Total Votes Cast	2	100.00%	<div style="width: 100%; background-color: #e6c000;"></div>	0	2	0	0	0
Overvotes	0			0	0	0	0	0
Undervotes	0			0	0	0	0	0
Contest Totals	2			0	2	0	0	0



## PCT 203

### U. S. Representative District 3

Vote For 1

	TOTAL	VOTE %	Election Day	Early Voting	Ballot By Mail	Provisional Ballots	Limited Ballots
REP Keith Self	1,158	63.84%	255	872	29	2	0
DEM Sandeep Srivastava	600	33.08%	103	476	21	0	0
LIB Christopher Claytor	56	3.09%	15	39	2	0	0
Total Votes Cast	1,814	100.00%	373	1,387	52	2	0
Overvotes	0		0	0	0	0	0
Undervotes	39		12	25	2	0	0
Contest Totals	1,853		385	1,412	54	2	0

### Governor

Vote For 1

	TOTAL	VOTE %	Election Day	Early Voting	Ballot By Mail	Provisional Ballots	Limited Ballots
REP Greg Abbott	1,151	62.32%	255	864	30	2	0
DEM Beto O'Rourke	680	36.82%	124	533	23	0	0
LIB Mark Tippetts	13	0.70%	5	8	0	0	0
GRN Delilah Barrios	3	0.16%	0	3	0	0	0
Write-In Totals	0	0.00%	0	0	0	0	0
Total Votes Cast	1,847	100.00%	384	1,408	53	2	0
Overvotes	0		0	0	0	0	0
Undervotes	6		1	4	1	0	0
Contest Totals	1,853		385	1,412	54	2	0

### Lieutenant Governor

Vote For 1

	TOTAL	VOTE %	Election Day	Early Voting	Ballot By Mail	Provisional Ballots	Limited Ballots
REP Dan Patrick	1,090	59.63%	245	817	26	2	0
DEM Mike Collier	678	37.09%	116	539	23	0	0
LIB Shanna Steele	60	3.28%	22	37	1	0	0
Total Votes Cast	1,828	100.00%	383	1,393	50	2	0
Overvotes	0		0	0	0	0	0
Undervotes	25		2	19	4	0	0
Contest Totals	1,853		385	1,412	54	2	0

### Attorney General

Vote For 1

	TOTAL	VOTE %	Election Day	Early Voting	Ballot By Mail	Provisional Ballots	Limited Ballots
REP Ken Paxton	1,051	58.00%	248	783	18	2	0
DEM Rochelle Mercedes Garza	671	37.03%	106	541	24	0	0
LIB Mark Ash	90	4.97%	23	60	7	0	0
Total Votes Cast	1,812	100.00%	377	1,384	49	2	0
Overvotes	0		0	0	0	0	0
Undervotes	41		8	28	5	0	0
Contest Totals	1,853		385	1,412	54	2	0

## PCT 203

### Comptroller of Public Accounts

Vote For 1

	TOTAL	VOTE %	Election Day	Early Voting	Ballot By Mail	Provisional Ballots	Limited Ballots
REP Glenn Hegar	1,177	65.28%	262	879	34	2	0
DEM Janet T. Dudding	589	32.67%	97	473	19	0	0
LIB V. Alonzo Echevarria-Garza	37	2.05%	14	22	1	0	0
Total Votes Cast	1,803	100.00%	373	1,374	54	2	0
Overvotes	0		0	0	0	0	0
Undervotes	50		12	38	0	0	0
Contest Totals	1,853		385	1,412	54	2	0

### Commissioner of the General Land Office

Vote For 1

	TOTAL	VOTE %	Election Day	Early Voting	Ballot By Mail	Provisional Ballots	Limited Ballots
REP Dawn Buckingham	1,167	65.20%	268	870	27	2	0
DEM Jay Kleberg	607	33.91%	99	484	24	0	0
GRN Alfred Molison, Jr	16	0.89%	4	11	1	0	0
Write-In Totals	0	0.00%	0	0	0	0	0
Total Votes Cast	1,790	100.00%	371	1,365	52	2	0
Overvotes	0		0	0	0	0	0
Undervotes	63		14	47	2	0	0
Contest Totals	1,853		385	1,412	54	2	0

### Commissioner of Agriculture

Vote For 1

	TOTAL	VOTE %	Election Day	Early Voting	Ballot By Mail	Provisional Ballots	Limited Ballots
REP Sid Miller	1,145	63.79%	263	852	28	2	0
DEM Susan Hays	650	36.21%	110	517	23	0	0
Total Votes Cast	1,795	100.00%	373	1,369	51	2	0
Overvotes	0		0	0	0	0	0
Undervotes	58		12	43	3	0	0
Contest Totals	1,853		385	1,412	54	2	0

### Railroad Commissioner

Vote For 1

	TOTAL	VOTE %	Election Day	Early Voting	Ballot By Mail	Provisional Ballots	Limited Ballots
REP Wayne Christian	1,141	63.74%	252	858	29	2	0
DEM Luke Warford	590	32.96%	96	469	25	0	0
LIB Jaime Andres Diez	42	2.35%	17	25	0	0	0
GRN Hunter Wayne Crow	17	0.95%	4	13	0	0	0
Total Votes Cast	1,790	100.00%	369	1,365	54	2	0
Overvotes	0		0	0	0	0	0
Undervotes	63		16	47	0	0	0
Contest Totals	1,853		385	1,412	54	2	0

**PCT 203**

**Justice, Supreme Court, Place 3**

Vote For 1

	TOTAL	VOTE %		Election Day	Early Voting	Ballot By Mail	Provisional Ballots	Limited Ballots
REP Debra Lehrmann	1,151	64.27%		252	869	28	2	0
DEM Erin A. Nowell	609	34.00%		107	482	20	0	0
LIB Thomas Edward Oxford	31	1.73%		13	16	2	0	0
Total Votes Cast	1,791	100.00%		372	1,367	50	2	0
Overvotes	0			0	0	0	0	0
Undervotes	62			13	45	4	0	0
Contest Totals	1,853			385	1,412	54	2	0

**Justice, Supreme Court, Place 5**

Vote For 1

	TOTAL	VOTE %		Election Day	Early Voting	Ballot By Mail	Provisional Ballots	Limited Ballots
REP Rebeca Huddle	1,162	65.13%		258	873	29	2	0
DEM Amanda Reichel	622	34.87%		111	490	21	0	0
Total Votes Cast	1,784	100.00%		369	1,363	50	2	0
Overvotes	0			0	0	0	0	0
Undervotes	69			16	49	4	0	0
Contest Totals	1,853			385	1,412	54	2	0

**Justice, Supreme Court, Place 9**

Vote For 1

	TOTAL	VOTE %		Election Day	Early Voting	Ballot By Mail	Provisional Ballots	Limited Ballots
REP Evan Young	1,156	64.83%		259	865	30	2	0
DEM Julia Maldonado	627	35.17%		111	495	21	0	0
Total Votes Cast	1,783	100.00%		370	1,360	51	2	0
Overvotes	0			0	0	0	0	0
Undervotes	70			15	52	3	0	0
Contest Totals	1,853			385	1,412	54	2	0

**Judge, Court of Criminal Appeals, Place 5**

Vote For 1

	TOTAL	VOTE %		Election Day	Early Voting	Ballot By Mail	Provisional Ballots	Limited Ballots
REP Scott Walker	1,150	64.39%		262	859	27	2	0
DEM Dana Huffman	636	35.61%		110	502	24	0	0
Total Votes Cast	1,786	100.00%		372	1,361	51	2	0
Overvotes	0			0	0	0	0	0
Undervotes	67			13	51	3	0	0
Contest Totals	1,853			385	1,412	54	2	0

## PCT 203

### Judge, Court of Criminal Appeals, Place 6

Vote For 1

	TOTAL	VOTE %		Election Day	Early Voting	Ballot By Mail	Provisional Ballots	Limited Ballots
REP Jesse F. McClure, III	1,157	65.22%		258	870	27	2	0
DEM Robert Johnson	617	34.78%		110	486	21	0	0
Total Votes Cast	1,774	100.00%		368	1,356	48	2	0
Overvotes	0			0	0	0	0	0
Undervotes	79			17	56	6	0	0
Contest Totals	1,853			385	1,412	54	2	0

### Member, State Board of Education, District 12 CCD

Vote For 1

	TOTAL	VOTE %		Election Day	Early Voting	Ballot By Mail	Provisional Ballots	Limited Ballots
REP Pam Little	1,143	64.07%		257	853	31	2	0
DEM Alex Cornwallis	584	32.74%		96	470	18	0	0
LIB Christy Mowrey	56	3.14%		18	37	1	0	0
Write-In Totals	1	0.06%		1	0	0	0	0
Total Votes Cast	1,784	100.00%		372	1,360	50	2	0
Overvotes	0			0	0	0	0	0
Undervotes	69			13	52	4	0	0
Contest Totals	1,853			385	1,412	54	2	0

### State Senator, District 8

Vote For 1

	TOTAL	VOTE %		Election Day	Early Voting	Ballot By Mail	Provisional Ballots	Limited Ballots
REP Angela Paxton	1,059	59.13%		253	782	22	2	0
DEM Jonathan Cocks	665	37.13%		110	532	23	0	0
LIB Edward Kless	67	3.74%		15	48	4	0	0
Total Votes Cast	1,791	100.00%		378	1,362	49	2	0
Overvotes	0			0	0	0	0	0
Undervotes	62			7	50	5	0	0
Contest Totals	1,853			385	1,412	54	2	0

### State Representative, District 61

Vote For 1

	TOTAL	VOTE %		Election Day	Early Voting	Ballot By Mail	Provisional Ballots	Limited Ballots
REP Frederick Frazier	1,137	63.59%		252	853	30	2	0
DEM Sheena King	651	36.41%		118	509	24	0	0
Total Votes Cast	1,788	100.00%		370	1,362	54	2	0
Overvotes	0			0	0	0	0	0
Undervotes	65			15	50	0	0	0
Contest Totals	1,853			385	1,412	54	2	0

## PCT 203

### Justice, 5th Court of Appeals District, Place 4

Vote For 1

	TOTAL	VOTE %		Election Day	Early Voting	Ballot By Mail	Provisional Ballots	Limited Ballots
REP Emily A. Miskel	1,154	65.42%	<div style="width: 65.42%;"><div style="width: 65.42%;"></div></div>	265	858	29	2	0
DEM Maricela Moore	610	34.58%	<div style="width: 34.58%;"><div style="width: 34.58%;"></div></div>	102	486	22	0	0
Total Votes Cast	1,764	100.00%	<div style="width: 100.00%;"><div style="width: 100.00%;"></div></div>	367	1,344	51	2	0
Overvotes	0			0	0	0	0	0
Undervotes	89			18	68	3	0	0
Contest Totals	1,853			385	1,412	54	2	0

### Justice, 5th Court of Appeals District, Place 7

Vote For 1

	TOTAL	VOTE %		Election Day	Early Voting	Ballot By Mail	Provisional Ballots	Limited Ballots
REP Kristina Williams	1,139	64.53%	<div style="width: 64.53%;"><div style="width: 64.53%;"></div></div>	260	851	26	2	0
DEM Nancy Kennedy	626	35.47%	<div style="width: 35.47%;"><div style="width: 35.47%;"></div></div>	107	494	25	0	0
Total Votes Cast	1,765	100.00%	<div style="width: 100.00%;"><div style="width: 100.00%;"></div></div>	367	1,345	51	2	0
Overvotes	0			0	0	0	0	0
Undervotes	88			18	67	3	0	0
Contest Totals	1,853			385	1,412	54	2	0

### County Judge CCD

Vote For 1

	TOTAL	VOTE %		Election Day	Early Voting	Ballot By Mail	Provisional Ballots	Limited Ballots
REP Chris Hill	1,151	64.41%	<div style="width: 64.41%;"><div style="width: 64.41%;"></div></div>	260	863	26	2	0
DEM Joshua Murray	636	35.59%	<div style="width: 35.59%;"><div style="width: 35.59%;"></div></div>	112	500	24	0	0
Total Votes Cast	1,787	100.00%	<div style="width: 100.00%;"><div style="width: 100.00%;"></div></div>	372	1,363	50	2	0
Overvotes	0			0	0	0	0	0
Undervotes	66			13	49	4	0	0
Contest Totals	1,853			385	1,412	54	2	0

### District Clerk CCD

Vote For 1

	TOTAL	VOTE %		Election Day	Early Voting	Ballot By Mail	Provisional Ballots	Limited Ballots
REP Mike Gould	1,160	65.50%	<div style="width: 65.50%;"><div style="width: 65.50%;"></div></div>	262	865	31	2	0
DEM David Brignac	611	34.50%	<div style="width: 34.50%;"><div style="width: 34.50%;"></div></div>	104	486	21	0	0
Total Votes Cast	1,771	100.00%	<div style="width: 100.00%;"><div style="width: 100.00%;"></div></div>	366	1,351	52	2	0
Overvotes	0			0	0	0	0	0
Undervotes	82			19	61	2	0	0
Contest Totals	1,853			385	1,412	54	2	0

## PCT 203

### Justice of the Peace, Precinct 4

Vote For 1

	TOTAL	VOTE %		Election Day	Early Voting	Ballot By Mail	Provisional Ballots	Limited Ballots
REP Vincent Venegoni	1,141	64.87%		259	853	27	2	0
DEM Adam Kern	618	35.13%		105	492	21	0	0
Total Votes Cast	1,759	100.00%		364	1,345	48	2	0
Overvotes	0			0	0	0	0	0
Undervotes	94			21	67	6	0	0
Contest Totals	1,853			385	1,412	54	2	0

### McKinney, City of - Local Option Election

Vote For 1

	TOTAL	VOTE %		Election Day	Early Voting	Ballot By Mail	Provisional Ballots	Limited Ballots
For	1,410	78.95%		281	1,087	40	2	0
Against	376	21.05%		84	279	13	0	0
Total Votes Cast	1,786	100.00%		365	1,366	53	2	0
Overvotes	0			0	0	0	0	0
Undervotes	67			20	46	1	0	0
Contest Totals	1,853			385	1,412	54	2	0

## PCT 204

### U. S. Representative District 3

Vote For 1

	TOTAL	VOTE %	Election Day	Early Voting	Ballot By Mail	Provisional Ballots	Limited Ballots
REP Keith Self	152	67.56%	28	122	2	0	0
DEM Sandeep Srivastava	67	29.78%	16	48	3	0	0
LIB Christopher Claytor	6	2.67%	0	6	0	0	0
Total Votes Cast	225	100.00%	44	176	5	0	0
Overvotes	0		0	0	0	0	0
Undervotes	5		3	2	0	0	0
Contest Totals	230		47	178	5	0	0

### Governor

Vote For 1

	TOTAL	VOTE %	Election Day	Early Voting	Ballot By Mail	Provisional Ballots	Limited Ballots
REP Greg Abbott	148	64.63%	27	119	2	0	0
DEM Beto O'Rourke	80	34.93%	19	58	3	0	0
LIB Mark Tippetts	1	0.44%	0	1	0	0	0
GRN Delilah Barrios	0	0.00%	0	0	0	0	0
Write-In Totals	0	0.00%	0	0	0	0	0
Total Votes Cast	229	100.00%	46	178	5	0	0
Overvotes	0		0	0	0	0	0
Undervotes	1		1	0	0	0	0
Contest Totals	230		47	178	5	0	0

### Lieutenant Governor

Vote For 1

	TOTAL	VOTE %	Election Day	Early Voting	Ballot By Mail	Provisional Ballots	Limited Ballots
REP Dan Patrick	141	62.39%	25	115	1	0	0
DEM Mike Collier	78	34.51%	20	55	3	0	0
LIB Shanna Steele	7	3.10%	1	5	1	0	0
Total Votes Cast	226	100.00%	46	175	5	0	0
Overvotes	0		0	0	0	0	0
Undervotes	4		1	3	0	0	0
Contest Totals	230		47	178	5	0	0

### Attorney General

Vote For 1

	TOTAL	VOTE %	Election Day	Early Voting	Ballot By Mail	Provisional Ballots	Limited Ballots
REP Ken Paxton	143	63.84%	28	114	1	0	0
DEM Rochelle Mercedes Garza	70	31.25%	16	51	3	0	0
LIB Mark Ash	11	4.91%	2	8	1	0	0
Total Votes Cast	224	100.00%	46	173	5	0	0
Overvotes	0		0	0	0	0	0
Undervotes	6		1	5	0	0	0
Contest Totals	230		47	178	5	0	0

## PCT 204

### Comptroller of Public Accounts

Vote For 1

	TOTAL	VOTE %	Election Day	Early Voting	Ballot By Mail	Provisional Ballots	Limited Ballots
REP Glenn Hegar	155	69.51%	29	124	2	0	0
DEM Janet T. Dudding	66	29.60%	16	47	3	0	0
LIB V. Alonzo Echevarria-Garza	2	0.90%	0	2	0	0	0
Total Votes Cast	223	100.00%	45	173	5	0	0
Overvotes	0		0	0	0	0	0
Undervotes	7		2	5	0	0	0
Contest Totals	230		47	178	5	0	0

### Commissioner of the General Land Office

Vote For 1

	TOTAL	VOTE %	Election Day	Early Voting	Ballot By Mail	Provisional Ballots	Limited Ballots
REP Dawn Buckingham	151	68.64%	27	122	2	0	0
DEM Jay Kleberg	65	29.55%	16	46	3	0	0
GRN Alfred Molison, Jr	4	1.82%	1	3	0	0	0
Write-In Totals	0	0.00%	0	0	0	0	0
Total Votes Cast	220	100.00%	44	171	5	0	0
Overvotes	0		0	0	0	0	0
Undervotes	10		3	7	0	0	0
Contest Totals	230		47	178	5	0	0

### Commissioner of Agriculture

Vote For 1

	TOTAL	VOTE %	Election Day	Early Voting	Ballot By Mail	Provisional Ballots	Limited Ballots
REP Sid Miller	147	67.12%	25	121	1	0	0
DEM Susan Hays	72	32.88%	18	51	3	0	0
Total Votes Cast	219	100.00%	43	172	4	0	0
Overvotes	0		0	0	0	0	0
Undervotes	11		4	6	1	0	0
Contest Totals	230		47	178	5	0	0

### Railroad Commissioner

Vote For 1

	TOTAL	VOTE %	Election Day	Early Voting	Ballot By Mail	Provisional Ballots	Limited Ballots
REP Wayne Christian	151	68.33%	28	122	1	0	0
DEM Luke Warford	64	28.96%	14	47	3	0	0
LIB Jaime Andres Diez	5	2.26%	0	4	1	0	0
GRN Hunter Wayne Crow	1	0.45%	1	0	0	0	0
Total Votes Cast	221	100.00%	43	173	5	0	0
Overvotes	0		0	0	0	0	0
Undervotes	9		4	5	0	0	0
Contest Totals	230		47	178	5	0	0



## PCT 204

### Justice, Supreme Court, Place 3

Vote For 1

	TOTAL	VOTE %		Election Day	Early Voting	Ballot By Mail	Provisional Ballots	Limited Ballots
REP Debra Lehrmann	153	69.55%	<div style="width: 69.55%;"><div style="width: 69.55%;"></div></div>	30	121	2	0	0
DEM Erin A. Nowell	65	29.55%	<div style="width: 29.55%;"><div style="width: 29.55%;"></div></div>	14	48	3	0	0
LIB Thomas Edward Oxford	2	0.91%	<div style="width: 0.91%;"><div style="width: 0.91%;"></div></div>	0	2	0	0	0
Total Votes Cast	220	100.00%	<div style="width: 100.00%;"><div style="width: 100.00%;"></div></div>	44	171	5	0	0
Overvotes	0			0	0	0	0	0
Undervotes	10			3	7	0	0	0
Contest Totals	230			47	178	5	0	0

### Justice, Supreme Court, Place 5

Vote For 1

	TOTAL	VOTE %		Election Day	Early Voting	Ballot By Mail	Provisional Ballots	Limited Ballots
REP Rebeca Huddle	155	69.82%	<div style="width: 69.82%;"><div style="width: 69.82%;"></div></div>	30	123	2	0	0
DEM Amanda Reichel	67	30.18%	<div style="width: 30.18%;"><div style="width: 30.18%;"></div></div>	15	49	3	0	0
Total Votes Cast	222	100.00%	<div style="width: 100.00%;"><div style="width: 100.00%;"></div></div>	45	172	5	0	0
Overvotes	0			0	0	0	0	0
Undervotes	8			2	6	0	0	0
Contest Totals	230			47	178	5	0	0

### Justice, Supreme Court, Place 9

Vote For 1

	TOTAL	VOTE %		Election Day	Early Voting	Ballot By Mail	Provisional Ballots	Limited Ballots
REP Evan Young	153	69.23%	<div style="width: 69.23%;"><div style="width: 69.23%;"></div></div>	28	123	2	0	0
DEM Julia Maldonado	68	30.77%	<div style="width: 30.77%;"><div style="width: 30.77%;"></div></div>	16	49	3	0	0
Total Votes Cast	221	100.00%	<div style="width: 100.00%;"><div style="width: 100.00%;"></div></div>	44	172	5	0	0
Overvotes	0			0	0	0	0	0
Undervotes	9			3	6	0	0	0
Contest Totals	230			47	178	5	0	0

### Judge, Court of Criminal Appeals, Place 5

Vote For 1

	TOTAL	VOTE %		Election Day	Early Voting	Ballot By Mail	Provisional Ballots	Limited Ballots
REP Scott Walker	151	69.59%	<div style="width: 69.59%;"><div style="width: 69.59%;"></div></div>	28	121	2	0	0
DEM Dana Huffman	66	30.41%	<div style="width: 30.41%;"><div style="width: 30.41%;"></div></div>	14	49	3	0	0
Total Votes Cast	217	100.00%	<div style="width: 100.00%;"><div style="width: 100.00%;"></div></div>	42	170	5	0	0
Overvotes	0			0	0	0	0	0
Undervotes	13			5	8	0	0	0
Contest Totals	230			47	178	5	0	0

## PCT 204

### Judge, Court of Criminal Appeals, Place 6

Vote For 1

	TOTAL	VOTE %		Election Day	Early Voting	Ballot By Mail	Provisional Ballots	Limited Ballots
REP Jesse F. McClure, III	151	68.64%		29	120	2	0	0
DEM Robert Johnson	69	31.36%		15	51	3	0	0
Total Votes Cast	220	100.00%		44	171	5	0	0
Overvotes	0			0	0	0	0	0
Undervotes	10			3	7	0	0	0
Contest Totals	230			47	178	5	0	0

### Member, State Board of Education, District 12 CCD

Vote For 1

	TOTAL	VOTE %		Election Day	Early Voting	Ballot By Mail	Provisional Ballots	Limited Ballots
REP Pam Little	152	69.09%		28	123	1	0	0
DEM Alex Cornwallis	63	28.64%		16	44	3	0	0
LIB Christy Mowrey	5	2.27%		0	4	1	0	0
Write-In Totals	0	0.00%		0	0	0	0	0
Total Votes Cast	220	100.00%		44	171	5	0	0
Overvotes	0			0	0	0	0	0
Undervotes	10			3	7	0	0	0
Contest Totals	230			47	178	5	0	0

### State Senator, District 8

Vote For 1

	TOTAL	VOTE %		Election Day	Early Voting	Ballot By Mail	Provisional Ballots	Limited Ballots
REP Angela Paxton	143	65.60%		27	115	1	0	0
DEM Jonathan Cocks	70	32.11%		17	50	3	0	0
LIB Edward Kless	5	2.29%		1	3	1	0	0
Total Votes Cast	218	100.00%		45	168	5	0	0
Overvotes	0			0	0	0	0	0
Undervotes	12			2	10	0	0	0
Contest Totals	230			47	178	5	0	0

### State Representative, District 61

Vote For 1

	TOTAL	VOTE %		Election Day	Early Voting	Ballot By Mail	Provisional Ballots	Limited Ballots
REP Frederick Frazier	160	71.11%		32	126	2	0	0
DEM Sheena King	65	28.89%		13	49	3	0	0
Total Votes Cast	225	100.00%		45	175	5	0	0
Overvotes	0			0	0	0	0	0
Undervotes	5			2	3	0	0	0
Contest Totals	230			47	178	5	0	0

## PCT 204

### Justice, 5th Court of Appeals District, Place 4

Vote For 1

	TOTAL	VOTE %		Election Day	Early Voting	Ballot By Mail	Provisional Ballots	Limited Ballots
REP Emily A. Miskel	151	69.91%		29	120	2	0	0
DEM Maricela Moore	65	30.09%		14	48	3	0	0
Total Votes Cast	216	100.00%		43	168	5	0	0
Overvotes	0			0	0	0	0	0
Undervotes	14			4	10	0	0	0
Contest Totals	230			47	178	5	0	0

### Justice, 5th Court of Appeals District, Place 7

Vote For 1

	TOTAL	VOTE %		Election Day	Early Voting	Ballot By Mail	Provisional Ballots	Limited Ballots
REP Kristina Williams	152	70.05%		29	121	2	0	0
DEM Nancy Kennedy	65	29.95%		14	48	3	0	0
Total Votes Cast	217	100.00%		43	169	5	0	0
Overvotes	0			0	0	0	0	0
Undervotes	13			4	9	0	0	0
Contest Totals	230			47	178	5	0	0

### County Judge CCD

Vote For 1

	TOTAL	VOTE %		Election Day	Early Voting	Ballot By Mail	Provisional Ballots	Limited Ballots
REP Chris Hill	155	70.14%		31	122	2	0	0
DEM Joshua Murray	66	29.86%		14	49	3	0	0
Total Votes Cast	221	100.00%		45	171	5	0	0
Overvotes	0			0	0	0	0	0
Undervotes	9			2	7	0	0	0
Contest Totals	230			47	178	5	0	0

### District Clerk CCD

Vote For 1

	TOTAL	VOTE %		Election Day	Early Voting	Ballot By Mail	Provisional Ballots	Limited Ballots
REP Mike Gould	154	70.00%		30	122	2	0	0
DEM David Brignac	66	30.00%		13	50	3	0	0
Total Votes Cast	220	100.00%		43	172	5	0	0
Overvotes	0			0	0	0	0	0
Undervotes	10			4	6	0	0	0
Contest Totals	230			47	178	5	0	0

## PCT 204

### McKinney, City of - Local Option Election

Vote For 1

	TOTAL	VOTE %		Election Day	Early Voting	Ballot By Mail	Provisional Ballots	Limited Ballots
For	174	78.73%		30	140	4	0	0
Against	47	21.27%		16	30	1	0	0
Total Votes Cast	221	100.00%		46	170	5	0	0
Overvotes	0			0	0	0	0	0
Undervotes	9			1	8	0	0	0
Contest Totals	230			47	178	5	0	0

## PCT 205

### U. S. Representative District 3

Vote For 1

	TOTAL	VOTE %		Election Day	Early Voting	Ballot By Mail	Provisional Ballots	Limited Ballots
REP Keith Self	13	72.22%	<div style="width: 72.22%;"><div style="width: 72.22%;"></div></div>	2	11	0	0	0
DEM Sandeep Srivastava	5	27.78%	<div style="width: 27.78%;"><div style="width: 27.78%;"></div></div>	0	5	0	0	0
LIB Christopher Claytor	0	0.00%	<div style="width: 0.00%;"><div style="width: 0.00%;"></div></div>	0	0	0	0	0
Total Votes Cast	18	100.00%	<div style="width: 100.00%;"><div style="width: 100.00%;"></div></div>	2	16	0	0	0
Overvotes	0			0	0	0	0	0
Undervotes	0			0	0	0	0	0
Contest Totals	18			2	16	0	0	0

### Governor

Vote For 1

	TOTAL	VOTE %		Election Day	Early Voting	Ballot By Mail	Provisional Ballots	Limited Ballots
REP Greg Abbott	13	72.22%	<div style="width: 72.22%;"><div style="width: 72.22%;"></div></div>	2	11	0	0	0
DEM Beto O'Rourke	5	27.78%	<div style="width: 27.78%;"><div style="width: 27.78%;"></div></div>	0	5	0	0	0
LIB Mark Tippetts	0	0.00%	<div style="width: 0.00%;"><div style="width: 0.00%;"></div></div>	0	0	0	0	0
GRN Delilah Barrios	0	0.00%	<div style="width: 0.00%;"><div style="width: 0.00%;"></div></div>	0	0	0	0	0
Write-In Totals	0	0.00%	<div style="width: 0.00%;"><div style="width: 0.00%;"></div></div>	0	0	0	0	0
Total Votes Cast	18	100.00%	<div style="width: 100.00%;"><div style="width: 100.00%;"></div></div>	2	16	0	0	0
Overvotes	0			0	0	0	0	0
Undervotes	0			0	0	0	0	0
Contest Totals	18			2	16	0	0	0

### Lieutenant Governor

Vote For 1

	TOTAL	VOTE %		Election Day	Early Voting	Ballot By Mail	Provisional Ballots	Limited Ballots
REP Dan Patrick	13	72.22%	<div style="width: 72.22%;"><div style="width: 72.22%;"></div></div>	2	11	0	0	0
DEM Mike Collier	5	27.78%	<div style="width: 27.78%;"><div style="width: 27.78%;"></div></div>	0	5	0	0	0
LIB Shanna Steele	0	0.00%	<div style="width: 0.00%;"><div style="width: 0.00%;"></div></div>	0	0	0	0	0
Total Votes Cast	18	100.00%	<div style="width: 100.00%;"><div style="width: 100.00%;"></div></div>	2	16	0	0	0
Overvotes	0			0	0	0	0	0
Undervotes	0			0	0	0	0	0
Contest Totals	18			2	16	0	0	0

### Attorney General

Vote For 1

	TOTAL	VOTE %		Election Day	Early Voting	Ballot By Mail	Provisional Ballots	Limited Ballots
REP Ken Paxton	13	72.22%	<div style="width: 72.22%;"><div style="width: 72.22%;"></div></div>	2	11	0	0	0
DEM Rochelle Mercedes Garza	5	27.78%	<div style="width: 27.78%;"><div style="width: 27.78%;"></div></div>	0	5	0	0	0
LIB Mark Ash	0	0.00%	<div style="width: 0.00%;"><div style="width: 0.00%;"></div></div>	0	0	0	0	0
Total Votes Cast	18	100.00%	<div style="width: 100.00%;"><div style="width: 100.00%;"></div></div>	2	16	0	0	0
Overvotes	0			0	0	0	0	0
Undervotes	0			0	0	0	0	0
Contest Totals	18			2	16	0	0	0

## PCT 205

### Comptroller of Public Accounts

Vote For 1

	TOTAL	VOTE %		Election Day	Early Voting	Ballot By Mail	Provisional Ballots	Limited Ballots
REP Glenn Hegar	14	77.78%	<div style="width: 77.78%;"><div style="width: 77.78%;"></div></div>	2	12	0	0	0
DEM Janet T. Dudding	4	22.22%	<div style="width: 22.22%;"><div style="width: 22.22%;"></div></div>	0	4	0	0	0
LIB V. Alonzo Echevarria-Garza	0	0.00%	<div style="width: 0%;"><div style="width: 0%;"></div></div>	0	0	0	0	0
Total Votes Cast	18	100.00%	<div style="width: 100%;"><div style="width: 100%;"></div></div>	2	16	0	0	0
Overvotes	0			0	0	0	0	0
Undervotes	0			0	0	0	0	0
Contest Totals	18			2	16	0	0	0

### Commissioner of the General Land Office

Vote For 1

	TOTAL	VOTE %		Election Day	Early Voting	Ballot By Mail	Provisional Ballots	Limited Ballots
REP Dawn Buckingham	13	72.22%	<div style="width: 72.22%;"><div style="width: 72.22%;"></div></div>	2	11	0	0	0
DEM Jay Kleberg	5	27.78%	<div style="width: 27.78%;"><div style="width: 27.78%;"></div></div>	0	5	0	0	0
GRN Alfred Molison, Jr	0	0.00%	<div style="width: 0%;"><div style="width: 0%;"></div></div>	0	0	0	0	0
Write-In Totals	0	0.00%	<div style="width: 0%;"><div style="width: 0%;"></div></div>	0	0	0	0	0
Total Votes Cast	18	100.00%	<div style="width: 100%;"><div style="width: 100%;"></div></div>	2	16	0	0	0
Overvotes	0			0	0	0	0	0
Undervotes	0			0	0	0	0	0
Contest Totals	18			2	16	0	0	0

### Commissioner of Agriculture

Vote For 1

	TOTAL	VOTE %		Election Day	Early Voting	Ballot By Mail	Provisional Ballots	Limited Ballots
REP Sid Miller	13	72.22%	<div style="width: 72.22%;"><div style="width: 72.22%;"></div></div>	2	11	0	0	0
DEM Susan Hays	5	27.78%	<div style="width: 27.78%;"><div style="width: 27.78%;"></div></div>	0	5	0	0	0
Total Votes Cast	18	100.00%	<div style="width: 100%;"><div style="width: 100%;"></div></div>	2	16	0	0	0
Overvotes	0			0	0	0	0	0
Undervotes	0			0	0	0	0	0
Contest Totals	18			2	16	0	0	0

### Railroad Commissioner

Vote For 1

	TOTAL	VOTE %		Election Day	Early Voting	Ballot By Mail	Provisional Ballots	Limited Ballots
REP Wayne Christian	13	72.22%	<div style="width: 72.22%;"><div style="width: 72.22%;"></div></div>	2	11	0	0	0
DEM Luke Warford	5	27.78%	<div style="width: 27.78%;"><div style="width: 27.78%;"></div></div>	0	5	0	0	0
LIB Jaime Andres Diez	0	0.00%	<div style="width: 0%;"><div style="width: 0%;"></div></div>	0	0	0	0	0
GRN Hunter Wayne Crow	0	0.00%	<div style="width: 0%;"><div style="width: 0%;"></div></div>	0	0	0	0	0
Total Votes Cast	18	100.00%	<div style="width: 100%;"><div style="width: 100%;"></div></div>	2	16	0	0	0
Overvotes	0			0	0	0	0	0
Undervotes	0			0	0	0	0	0
Contest Totals	18			2	16	0	0	0

## PCT 205

### Justice, Supreme Court, Place 3

Vote For 1

	TOTAL	VOTE %		Election Day	Early Voting	Ballot By Mail	Provisional Ballots	Limited Ballots
REP Debra Lehrmann	13	72.22%	<div style="width: 72.22%;"><div style="width: 72.22%;"></div></div>	2	11	0	0	0
DEM Erin A. Nowell	5	27.78%	<div style="width: 27.78%;"><div style="width: 27.78%;"></div></div>	0	5	0	0	0
LIB Thomas Edward Oxford	0	0.00%	<div style="width: 0.00%;"><div style="width: 0.00%;"></div></div>	0	0	0	0	0
Total Votes Cast	18	100.00%	<div style="width: 100.00%;"><div style="width: 100.00%;"></div></div>	2	16	0	0	0
Overvotes	0			0	0	0	0	0
Undervotes	0			0	0	0	0	0
Contest Totals	18			2	16	0	0	0

### Justice, Supreme Court, Place 5

Vote For 1

	TOTAL	VOTE %		Election Day	Early Voting	Ballot By Mail	Provisional Ballots	Limited Ballots
REP Rebeca Huddle	13	72.22%	<div style="width: 72.22%;"><div style="width: 72.22%;"></div></div>	2	11	0	0	0
DEM Amanda Reichel	5	27.78%	<div style="width: 27.78%;"><div style="width: 27.78%;"></div></div>	0	5	0	0	0
Total Votes Cast	18	100.00%	<div style="width: 100.00%;"><div style="width: 100.00%;"></div></div>	2	16	0	0	0
Overvotes	0			0	0	0	0	0
Undervotes	0			0	0	0	0	0
Contest Totals	18			2	16	0	0	0

### Justice, Supreme Court, Place 9

Vote For 1

	TOTAL	VOTE %		Election Day	Early Voting	Ballot By Mail	Provisional Ballots	Limited Ballots
REP Evan Young	13	72.22%	<div style="width: 72.22%;"><div style="width: 72.22%;"></div></div>	2	11	0	0	0
DEM Julia Maldonado	5	27.78%	<div style="width: 27.78%;"><div style="width: 27.78%;"></div></div>	0	5	0	0	0
Total Votes Cast	18	100.00%	<div style="width: 100.00%;"><div style="width: 100.00%;"></div></div>	2	16	0	0	0
Overvotes	0			0	0	0	0	0
Undervotes	0			0	0	0	0	0
Contest Totals	18			2	16	0	0	0

### Judge, Court of Criminal Appeals, Place 5

Vote For 1

	TOTAL	VOTE %		Election Day	Early Voting	Ballot By Mail	Provisional Ballots	Limited Ballots
REP Scott Walker	13	72.22%	<div style="width: 72.22%;"><div style="width: 72.22%;"></div></div>	2	11	0	0	0
DEM Dana Huffman	5	27.78%	<div style="width: 27.78%;"><div style="width: 27.78%;"></div></div>	0	5	0	0	0
Total Votes Cast	18	100.00%	<div style="width: 100.00%;"><div style="width: 100.00%;"></div></div>	2	16	0	0	0
Overvotes	0			0	0	0	0	0
Undervotes	0			0	0	0	0	0
Contest Totals	18			2	16	0	0	0

## PCT 205

### Judge, Court of Criminal Appeals, Place 6

Vote For 1

	TOTAL	VOTE %		Election Day	Early Voting	Ballot By Mail	Provisional Ballots	Limited Ballots
REP Jesse F. McClure, III	13	72.22%		2	11	0	0	0
DEM Robert Johnson	5	27.78%		0	5	0	0	0
Total Votes Cast	18	100.00%		2	16	0	0	0
Overvotes	0			0	0	0	0	0
Undervotes	0			0	0	0	0	0
Contest Totals	18			2	16	0	0	0

### Member, State Board of Education, District 12 CCD

Vote For 1

	TOTAL	VOTE %		Election Day	Early Voting	Ballot By Mail	Provisional Ballots	Limited Ballots
REP Pam Little	13	72.22%		2	11	0	0	0
DEM Alex Cornwallis	5	27.78%		0	5	0	0	0
LIB Christy Mowrey	0	0.00%		0	0	0	0	0
Write-In Totals	0	0.00%		0	0	0	0	0
Total Votes Cast	18	100.00%		2	16	0	0	0
Overvotes	0			0	0	0	0	0
Undervotes	0			0	0	0	0	0
Contest Totals	18			2	16	0	0	0

### State Senator, District 8

Vote For 1

	TOTAL	VOTE %		Election Day	Early Voting	Ballot By Mail	Provisional Ballots	Limited Ballots
REP Angela Paxton	13	72.22%		2	11	0	0	0
DEM Jonathan Cocks	5	27.78%		0	5	0	0	0
LIB Edward Kless	0	0.00%		0	0	0	0	0
Total Votes Cast	18	100.00%		2	16	0	0	0
Overvotes	0			0	0	0	0	0
Undervotes	0			0	0	0	0	0
Contest Totals	18			2	16	0	0	0

### State Representative, District 61

Vote For 1




	TOTAL	VOTE %		Election Day	Early Voting	Ballot By Mail	Provisional Ballots	Limited Ballots
REP Frederick Frazier	13	72.22%		2	11	0	0	0
DEM Sheena King	5	27.78%		0	5	0	0	0
Total Votes Cast	18	100.00%		2	16	0	0	0
Overvotes	0			0	0	0	0	0
Undervotes	0			0	0	0	0	0
Contest Totals	18			2	16	0	0	0



## PCT 205




### Justice, 5th Court of Appeals District, Place 4

Vote For 1

	TOTAL	VOTE %		Election Day	Early Voting	Ballot By Mail	Provisional Ballots	Limited Ballots
REP Emily A. Miskel	13	72.22%		2	11	0	0	0
DEM Maricela Moore	5	27.78%		0	5	0	0	0
Total Votes Cast	18	100.00%		2	16	0	0	0
Overvotes	0			0	0	0	0	0
Undervotes	0			0	0	0	0	0
Contest Totals	18			2	16	0	0	0




### Justice, 5th Court of Appeals District, Place 7

Vote For 1

	TOTAL	VOTE %		Election Day	Early Voting	Ballot By Mail	Provisional Ballots	Limited Ballots
REP Kristina Williams	13	72.22%		2	11	0	0	0
DEM Nancy Kennedy	5	27.78%		0	5	0	0	0
Total Votes Cast	18	100.00%		2	16	0	0	0
Overvotes	0			0	0	0	0	0
Undervotes	0			0	0	0	0	0
Contest Totals	18			2	16	0	0	0




### County Judge CCD

Vote For 1

	TOTAL	VOTE %		Election Day	Early Voting	Ballot By Mail	Provisional Ballots	Limited Ballots
REP Chris Hill	11	61.11%		2	9	0	0	0
DEM Joshua Murray	7	38.89%		0	7	0	0	0
Total Votes Cast	18	100.00%		2	16	0	0	0
Overvotes	0			0	0	0	0	0
Undervotes	0			0	0	0	0	0
Contest Totals	18			2	16	0	0	0

### District Clerk CCD

Vote For 1

	TOTAL	VOTE %		Election Day	Early Voting	Ballot By Mail	Provisional Ballots	Limited Ballots
REP Mike Gould	13	72.22%		2	11	0	0	0
DEM David Brignac	5	27.78%		0	5	0	0	0
Total Votes Cast	18	100.00%		2	16	0	0	0
Overvotes	0			0	0	0	0	0
Undervotes	0			0	0	0	0	0
Contest Totals	18			2	16	0	0	0

## PCT 205

### McKinney, City of - Local Option Election

Vote For 1

	TOTAL	VOTE %		Election Day	Early Voting	Ballot By Mail	Provisional Ballots	Limited Ballots
For	12	70.59%		1	11	0	0	0
Against	5	29.41%		1	4	0	0	0
Total Votes Cast	17	100.00%		2	15	0	0	0
Overvotes	0			0	0	0	0	0
Undervotes	1			0	1	0	0	0
Contest Totals	18			2	16	0	0	0

## PCT 206

### U. S. Representative District 3

Vote For 1

	TOTAL	VOTE %	Election Day	Early Voting	Ballot By Mail	Provisional Ballots	Limited Ballots
REP Keith Self	589	60.85%	149	424	15	1	0
DEM Sandeep Srivastava	364	37.60%	76	283	5	0	0
LIB Christopher Claytor	15	1.55%	2	13	0	0	0
Total Votes Cast	968	100.00%	227	720	20	1	0
Overvotes	0		0	0	0	0	0
Undervotes	28		13	15	0	0	0
Contest Totals	996		240	735	20	1	0

### Governor

Vote For 1

	TOTAL	VOTE %	Election Day	Early Voting	Ballot By Mail	Provisional Ballots	Limited Ballots
REP Greg Abbott	576	57.89%	150	410	15	1	0
DEM Beto O'Rourke	407	40.90%	86	316	5	0	0
LIB Mark Tippetts	8	0.80%	3	5	0	0	0
GRN Delilah Barrios	4	0.40%	1	3	0	0	0
Write-In Totals	0	0.00%	0	0	0	0	0
Total Votes Cast	995	100.00%	240	734	20	1	0
Overvotes	0		0	0	0	0	0
Undervotes	1		0	1	0	0	0
Contest Totals	996		240	735	20	1	0

### Lieutenant Governor

Vote For 1

	TOTAL	VOTE %	Election Day	Early Voting	Ballot By Mail	Provisional Ballots	Limited Ballots
REP Dan Patrick	551	56.40%	145	390	15	1	0
DEM Mike Collier	405	41.45%	80	320	5	0	0
LIB Shanna Steele	21	2.15%	5	16	0	0	0
Total Votes Cast	977	100.00%	230	726	20	1	0
Overvotes	0		0	0	0	0	0
Undervotes	19		10	9	0	0	0
Contest Totals	996		240	735	20	1	0

### Attorney General

Vote For 1

	TOTAL	VOTE %	Election Day	Early Voting	Ballot By Mail	Provisional Ballots	Limited Ballots
REP Ken Paxton	546	56.00%	148	382	15	1	0
DEM Rochelle Mercedes Garza	397	40.72%	77	315	5	0	0
LIB Mark Ash	32	3.28%	6	26	0	0	0
Total Votes Cast	975	100.00%	231	723	20	1	0
Overvotes	0		0	0	0	0	0
Undervotes	21		9	12	0	0	0
Contest Totals	996		240	735	20	1	0

## PCT 206

### Comptroller of Public Accounts

Vote For 1

	TOTAL	VOTE %	Election Day	Early Voting	Ballot By Mail	Provisional Ballots	Limited Ballots
REP Glenn Hegar	586	61.11%	149	421	15	1	0
DEM Janet T. Dudding	352	36.70%	68	279	5	0	0
LIB V. Alonzo Echevarria-Garza	21	2.19%	7	14	0	0	0
Total Votes Cast	959	100.00%	224	714	20	1	0
Overvotes	0		0	0	0	0	0
Undervotes	37		16	21	0	0	0
Contest Totals	996		240	735	20	1	0

### Commissioner of the General Land Office

Vote For 1

	TOTAL	VOTE %	Election Day	Early Voting	Ballot By Mail	Provisional Ballots	Limited Ballots
REP Dawn Buckingham	594	62.13%	153	425	15	1	0
DEM Jay Kleberg	358	37.45%	72	281	5	0	0
GRN Alfred Molison, Jr	4	0.42%	0	4	0	0	0
Write-In Totals	0	0.00%	0	0	0	0	0
Total Votes Cast	956	100.00%	225	710	20	1	0
Overvotes	0		0	0	0	0	0
Undervotes	40		15	25	0	0	0
Contest Totals	996		240	735	20	1	0

### Commissioner of Agriculture

Vote For 1

	TOTAL	VOTE %	Election Day	Early Voting	Ballot By Mail	Provisional Ballots	Limited Ballots
REP Sid Miller	588	61.57%	153	419	15	1	0
DEM Susan Hays	367	38.43%	72	290	5	0	0
Total Votes Cast	955	100.00%	225	709	20	1	0
Overvotes	0		0	0	0	0	0
Undervotes	41		15	26	0	0	0
Contest Totals	996		240	735	20	1	0

### Railroad Commissioner

Vote For 1

	TOTAL	VOTE %	Election Day	Early Voting	Ballot By Mail	Provisional Ballots	Limited Ballots
REP Wayne Christian	576	60.50%	147	414	14	1	0
DEM Luke Warford	346	36.34%	70	271	5	0	0
LIB Jaime Andres Diez	20	2.10%	5	15	0	0	0
GRN Hunter Wayne Crow	10	1.05%	1	9	0	0	0
Total Votes Cast	952	100.00%	223	709	19	1	0
Overvotes	0		0	0	0	0	0
Undervotes	44		17	26	1	0	0
Contest Totals	996		240	735	20	1	0

## PCT 206

### Justice, Supreme Court, Place 3

Vote For 1

	TOTAL	VOTE %	Election Day	Early Voting	Ballot By Mail	Provisional Ballots	Limited Ballots
REP Debra Lehrmann	583	60.79%	148	419	15	1	0
DEM Erin A. Nowell	364	37.96%	77	282	5	0	0
LIB Thomas Edward Oxford	12	1.25%	3	9	0	0	0
Total Votes Cast	959	100.00%	228	710	20	1	0
Overvotes	0		0	0	0	0	0
Undervotes	37		12	25	0	0	0
Contest Totals	996		240	735	20	1	0

### Justice, Supreme Court, Place 5

Vote For 1

	TOTAL	VOTE %	Election Day	Early Voting	Ballot By Mail	Provisional Ballots	Limited Ballots
REP Rebeca Huddle	583	61.18%	152	415	15	1	0
DEM Amanda Reichel	370	38.82%	73	292	5	0	0
Total Votes Cast	953	100.00%	225	707	20	1	0
Overvotes	0		0	0	0	0	0
Undervotes	43		15	28	0	0	0
Contest Totals	996		240	735	20	1	0

### Justice, Supreme Court, Place 9

Vote For 1

	TOTAL	VOTE %	Election Day	Early Voting	Ballot By Mail	Provisional Ballots	Limited Ballots
REP Evan Young	586	61.36%	150	420	15	1	0
DEM Julia Maldonado	369	38.64%	75	289	5	0	0
Total Votes Cast	955	100.00%	225	709	20	1	0
Overvotes	0		0	0	0	0	0
Undervotes	41		15	26	0	0	0
Contest Totals	996		240	735	20	1	0

### Judge, Court of Criminal Appeals, Place 5

Vote For 1

	TOTAL	VOTE %	Election Day	Early Voting	Ballot By Mail	Provisional Ballots	Limited Ballots
REP Scott Walker	584	61.28%	151	417	15	1	0
DEM Dana Huffman	369	38.72%	74	290	5	0	0
Total Votes Cast	953	100.00%	225	707	20	1	0
Overvotes	0		0	0	0	0	0
Undervotes	43		15	28	0	0	0
Contest Totals	996		240	735	20	1	0

## PCT 206

### Judge, Court of Criminal Appeals, Place 6

Vote For 1

	TOTAL	VOTE %	Election Day	Early Voting	Ballot By Mail	Provisional Ballots	Limited Ballots
REP Jesse F. McClure, III	586	61.68%	149	423	13	1	0
DEM Robert Johnson	364	38.32%	74	285	5	0	0
Total Votes Cast	950	100.00%	223	708	18	1	0
Overvotes	0		0	0	0	0	0
Undervotes	46		17	27	2	0	0
Contest Totals	996		240	735	20	1	0

### Member, State Board of Education, District 12 CCD

Vote For 1

	TOTAL	VOTE %	Election Day	Early Voting	Ballot By Mail	Provisional Ballots	Limited Ballots
REP Pam Little	559	58.78%	146	397	15	1	0
DEM Alex Cornwallis	370	38.91%	75	290	5	0	0
LIB Christy Mowrey	21	2.21%	5	16	0	0	0
Write-In Totals	1	0.11%	0	1	0	0	0
Total Votes Cast	951	100.00%	226	704	20	1	0
Overvotes	0		0	0	0	0	0
Undervotes	45		14	31	0	0	0
Contest Totals	996		240	735	20	1	0

### State Senator, District 8

Vote For 1

	TOTAL	VOTE %	Election Day	Early Voting	Ballot By Mail	Provisional Ballots	Limited Ballots
REP Angela Paxton	555	57.99%	150	389	15	1	0
DEM Jonathan Cocks	377	39.39%	72	300	5	0	0
LIB Edward Kless	25	2.61%	5	20	0	0	0
Total Votes Cast	957	100.00%	227	709	20	1	0
Overvotes	0		0	0	0	0	0
Undervotes	39		13	26	0	0	0
Contest Totals	996		240	735	20	1	0

### State Representative, District 61

Vote For 1

	TOTAL	VOTE %	Election Day	Early Voting	Ballot By Mail	Provisional Ballots	Limited Ballots
REP Frederick Frazier	571	60.04%	147	408	15	1	0
DEM Sheena King	380	39.96%	81	294	5	0	0
Total Votes Cast	951	100.00%	228	702	20	1	0
Overvotes	0		0	0	0	0	0
Undervotes	45		12	33	0	0	0
Contest Totals	996		240	735	20	1	0

## PCT 206

### Justice, 5th Court of Appeals District, Place 4

Vote For 1

	TOTAL	VOTE %	Election Day	Early Voting	Ballot By Mail	Provisional Ballots	Limited Ballots
REP Emily A. Miskel	580	61.57%	147	419	13	1	0
DEM Maricela Moore	362	38.43%	74	283	5	0	0
Total Votes Cast	942	100.00%	221	702	18	1	0
Overvotes	0		0	0	0	0	0
Undervotes	54		19	33	2	0	0
Contest Totals	996		240	735	20	1	0

### Justice, 5th Court of Appeals District, Place 7

Vote For 1

	TOTAL	VOTE %	Election Day	Early Voting	Ballot By Mail	Provisional Ballots	Limited Ballots
REP Kristina Williams	578	61.16%	147	417	13	1	0
DEM Nancy Kennedy	367	38.84%	76	286	5	0	0
Total Votes Cast	945	100.00%	223	703	18	1	0
Overvotes	0		0	0	0	0	0
Undervotes	51		17	32	2	0	0
Contest Totals	996		240	735	20	1	0

### County Judge CCD

Vote For 1

	TOTAL	VOTE %	Election Day	Early Voting	Ballot By Mail	Provisional Ballots	Limited Ballots
REP Chris Hill	582	60.75%	150	418	13	1	0
DEM Joshua Murray	376	39.25%	77	294	5	0	0
Total Votes Cast	958	100.00%	227	712	18	1	0
Overvotes	0		0	0	0	0	0
Undervotes	38		13	23	2	0	0
Contest Totals	996		240	735	20	1	0

### District Clerk CCD




Vote For 1

	TOTAL	VOTE %	Election Day	Early Voting	Ballot By Mail	Provisional Ballots	Limited Ballots
REP Mike Gould	585	61.84%	152	419	13	1	0
DEM David Brignac	361	38.16%	71	285	5	0	0
Total Votes Cast	946	100.00%	223	704	18	1	0
Overvotes	0		0	0	0	0	0
Undervotes	50		17	31	2	0	0
Contest Totals	996		240	735	20	1	0

## PCT 206




### Justice of the Peace, Precinct 4

Vote For 1

	TOTAL	VOTE %		Election Day	Early Voting	Ballot By Mail	Provisional Ballots	Limited Ballots
REP Vincent Venegoni	578	61.10%		147	417	13	1	0
DEM Adam Kern	368	38.90%		79	284	5	0	0
Total Votes Cast	946	100.00%		226	701	18	1	0
Overvotes	0			0	0	0	0	0
Undervotes	50			14	34	2	0	0
Contest Totals	996			240	735	20	1	0

### McKinney, City of - Local Option Election

Vote For 1

	TOTAL	VOTE %		Election Day	Early Voting	Ballot By Mail	Provisional Ballots	Limited Ballots
For	704	75.21%		168	524	12	0	0
Against	232	24.79%		57	169	5	1	0
Total Votes Cast	936	100.00%		225	693	17	1	0
Overvotes	0			0	0	0	0	0
Undervotes	60			15	42	3	0	0
Contest Totals	996			240	735	20	1	0



## PCT 207

### U. S. Representative District 3

Vote For 1

	TOTAL	VOTE %	Election Day	Early Voting	Ballot By Mail	Provisional Ballots	Limited Ballots
REP Keith Self	1,294	61.83%	385	882	26	1	0
DEM Sandeep Srivastava	745	35.59%	186	532	27	0	0
LIB Christopher Claytor	54	2.58%	15	39	0	0	0
Total Votes Cast	2,093	100.00%	586	1,453	53	1	0
Overvotes	0		0	0	0	0	0
Undervotes	32		14	18	0	0	0
Contest Totals	2,125		600	1,471	53	1	0

### Governor

Vote For 1

	TOTAL	VOTE %	Election Day	Early Voting	Ballot By Mail	Provisional Ballots	Limited Ballots
REP Greg Abbott	1,269	59.89%	383	859	26	1	0
DEM Beto O'Rourke	809	38.18%	201	581	27	0	0
LIB Mark Tippetts	29	1.37%	10	19	0	0	0
GRN Delilah Barrios	9	0.42%	2	7	0	0	0
Write-In Totals	3	0.14%	3	0	0	0	0
Total Votes Cast	2,119	100.00%	599	1,466	53	1	0
Overvotes	0		0	0	0	0	0
Undervotes	6		1	5	0	0	0
Contest Totals	2,125		600	1,471	53	1	0

### Lieutenant Governor

Vote For 1

	TOTAL	VOTE %	Election Day	Early Voting	Ballot By Mail	Provisional Ballots	Limited Ballots
REP Dan Patrick	1,243	59.30%	378	839	25	1	0
DEM Mike Collier	799	38.12%	193	578	28	0	0
LIB Shanna Steele	54	2.58%	16	38	0	0	0
Total Votes Cast	2,096	100.00%	587	1,455	53	1	0
Overvotes	0		0	0	0	0	0
Undervotes	29		13	16	0	0	0
Contest Totals	2,125		600	1,471	53	1	0

### Attorney General

Vote For 1

	TOTAL	VOTE %	Election Day	Early Voting	Ballot By Mail	Provisional Ballots	Limited Ballots
REP Ken Paxton	1,228	58.78%	372	830	25	1	0
DEM Rochelle Mercedes Garza	787	37.67%	191	568	28	0	0
LIB Mark Ash	74	3.54%	21	53	0	0	0
Total Votes Cast	2,089	100.00%	584	1,451	53	1	0
Overvotes	0		0	0	0	0	0
Undervotes	36		16	20	0	0	0
Contest Totals	2,125		600	1,471	53	1	0

## PCT 207

### Comptroller of Public Accounts

Vote For 1

	TOTAL	VOTE %	Election Day	Early Voting	Ballot By Mail	Provisional Ballots	Limited Ballots
REP Glenn Hegar	1,298	62.68%	387	882	28	1	0
DEM Janet T. Dudding	730	35.25%	180	526	24	0	0
LIB V. Alonzo Echevarria-Garza	43	2.08%	11	31	1	0	0
Total Votes Cast	2,071	100.00%	578	1,439	53	1	0
Overvotes	0		0	0	0	0	0
Undervotes	54		22	32	0	0	0
Contest Totals	2,125		600	1,471	53	1	0

### Commissioner of the General Land Office

Vote For 1

	TOTAL	VOTE %	Election Day	Early Voting	Ballot By Mail	Provisional Ballots	Limited Ballots
REP Dawn Buckingham	1,296	62.76%	386	882	27	1	0
DEM Jay Kleberg	742	35.93%	175	542	25	0	0
GRN Alfred Molison, Jr	25	1.21%	12	13	0	0	0
Write-In Totals	2	0.10%	1	0	1	0	0
Total Votes Cast	2,065	100.00%	574	1,437	53	1	0
Overvotes	0		0	0	0	0	0
Undervotes	60		26	34	0	0	0
Contest Totals	2,125		600	1,471	53	1	0

### Commissioner of Agriculture

Vote For 1

	TOTAL	VOTE %	Election Day	Early Voting	Ballot By Mail	Provisional Ballots	Limited Ballots
REP Sid Miller	1,298	62.89%	385	885	27	1	0
DEM Susan Hays	766	37.11%	192	548	26	0	0
Total Votes Cast	2,064	100.00%	577	1,433	53	1	0
Overvotes	0		0	0	0	0	0
Undervotes	61		23	38	0	0	0
Contest Totals	2,125		600	1,471	53	1	0

### Railroad Commissioner

Vote For 1

	TOTAL	VOTE %	Election Day	Early Voting	Ballot By Mail	Provisional Ballots	Limited Ballots
REP Wayne Christian	1,277	61.87%	387	862	27	1	0
DEM Luke Warford	721	34.93%	173	523	25	0	0
LIB Jaime Andres Diez	57	2.76%	15	42	0	0	0
GRN Hunter Wayne Crow	9	0.44%	4	5	0	0	0
Total Votes Cast	2,064	100.00%	579	1,432	52	1	0
Overvotes	0		0	0	0	0	0
Undervotes	61		21	39	1	0	0
Contest Totals	2,125		600	1,471	53	1	0

## PCT 207

### Justice, Supreme Court, Place 3

Vote For 1

	TOTAL	VOTE %	Election Day	Early Voting	Ballot By Mail	Provisional Ballots	Limited Ballots
REP Debra Lehrmann	1,275	61.56%	385	862	27	1	0
DEM Erin A. Nowell	755	36.46%	180	549	26	0	0
LIB Thomas Edward Oxford	41	1.98%	9	32	0	0	0
Total Votes Cast	2,071	100.00%	574	1,443	53	1	0
Overvotes	0		0	0	0	0	0
Undervotes	54		26	28	0	0	0
Contest Totals	2,125		600	1,471	53	1	0

### Justice, Supreme Court, Place 5

Vote For 1

	TOTAL	VOTE %	Election Day	Early Voting	Ballot By Mail	Provisional Ballots	Limited Ballots
REP Rebeca Huddle	1,305	63.26%	391	886	27	1	0
DEM Amanda Reichel	758	36.74%	180	552	26	0	0
Total Votes Cast	2,063	100.00%	571	1,438	53	1	0
Overvotes	0		0	0	0	0	0
Undervotes	62		29	33	0	0	0
Contest Totals	2,125		600	1,471	53	1	0

### Justice, Supreme Court, Place 9

Vote For 1

	TOTAL	VOTE %	Election Day	Early Voting	Ballot By Mail	Provisional Ballots	Limited Ballots
REP Evan Young	1,289	62.54%	385	877	26	1	0
DEM Julia Maldonado	772	37.46%	187	559	26	0	0
Total Votes Cast	2,061	100.00%	572	1,436	52	1	0
Overvotes	0		0	0	0	0	0
Undervotes	64		28	35	1	0	0
Contest Totals	2,125		600	1,471	53	1	0

### Judge, Court of Criminal Appeals, Place 5




Vote For 1

	TOTAL	VOTE %	Election Day	Early Voting	Ballot By Mail	Provisional Ballots	Limited Ballots
REP Scott Walker	1,290	62.56%	388	874	27	1	0
DEM Dana Huffman	772	37.44%	185	562	25	0	0
Total Votes Cast	2,062	100.00%	573	1,436	52	1	0
Overvotes	0		0	0	0	0	0
Undervotes	63		27	35	1	0	0
Contest Totals	2,125		600	1,471	53	1	0

## PCT 207






### Judge, Court of Criminal Appeals, Place 6

Vote For 1

	TOTAL	VOTE %		Election Day	Early Voting	Ballot By Mail	Provisional Ballots	Limited Ballots
REP Jesse F. McClure, III	1,304	63.42%		386	890	27	1	0
DEM Robert Johnson	752	36.58%		182	545	25	0	0
Total Votes Cast	2,056	100.00%		568	1,435	52	1	0
Overvotes	0			0	0	0	0	0
Undervotes	69			32	36	1	0	0
Contest Totals	2,125			600	1,471	53	1	0





### Member, State Board of Education, District 12 CCD

Vote For 1

	TOTAL	VOTE %		Election Day	Early Voting	Ballot By Mail	Provisional Ballots	Limited Ballots
REP Pam Little	1,266	61.52%		383	854	28	1	0
DEM Alex Cornwallis	729	35.42%		170	535	24	0	0
LIB Christy Mowrey	63	3.06%		18	45	0	0	0
Write-In Totals	0	0.00%		0	0	0	0	0
Total Votes Cast	2,058	100.00%		571	1,434	52	1	0
Overvotes	0			0	0	0	0	0
Undervotes	67			29	37	1	0	0
Contest Totals	2,125			600	1,471	53	1	0




### State Senator, District 8

Vote For 1

	TOTAL	VOTE %		Election Day	Early Voting	Ballot By Mail	Provisional Ballots	Limited Ballots
REP Angela Paxton	1,252	60.42%		380	845	26	1	0
DEM Jonathan Cocks	769	37.11%		184	559	26	0	0
LIB Edward Kless	51	2.46%		13	38	0	0	0
Total Votes Cast	2,072	100.00%		577	1,442	52	1	0
Overvotes	0			0	0	0	0	0
Undervotes	53			23	29	1	0	0
Contest Totals	2,125			600	1,471	53	1	0

### State Representative, District 66

Vote For 1

	TOTAL	VOTE %		Election Day	Early Voting	Ballot By Mail	Provisional Ballots	Limited Ballots
REP Matt Shaheen	1,303	63.16%		402	875	25	1	0
DEM Jesse Ringness	760	36.84%		176	558	26	0	0
Total Votes Cast	2,063	100.00%		578	1,433	51	1	0
Overvotes	0			0	0	0	0	0
Undervotes	62			22	38	2	0	0
Contest Totals	2,125			600	1,471	53	1	0

## PCT 207

### Justice, 5th Court of Appeals District, Place 4

Vote For 1

	TOTAL	VOTE %	Election Day	Early Voting	Ballot By Mail	Provisional Ballots	Limited Ballots
REP Emily A. Miskel	1,302	63.48%	390	883	28	1	0
DEM Maricela Moore	749	36.52%	179	546	24	0	0
Total Votes Cast	2,051	100.00%	569	1,429	52	1	0
Overvotes	0		0	0	0	0	0
Undervotes	74		31	42	1	0	0
Contest Totals	2,125		600	1,471	53	1	0

### Justice, 5th Court of Appeals District, Place 7

Vote For 1

	TOTAL	VOTE %	Election Day	Early Voting	Ballot By Mail	Provisional Ballots	Limited Ballots
REP Kristina Williams	1,296	63.16%	389	879	27	1	0
DEM Nancy Kennedy	756	36.84%	181	551	24	0	0
Total Votes Cast	2,052	100.00%	570	1,430	51	1	0
Overvotes	0		0	0	0	0	0
Undervotes	73		30	41	2	0	0
Contest Totals	2,125		600	1,471	53	1	0

### County Judge CCD

Vote For 1

	TOTAL	VOTE %	Election Day	Early Voting	Ballot By Mail	Provisional Ballots	Limited Ballots
REP Chris Hill	1,300	62.89%	390	881	28	1	0
DEM Joshua Murray	767	37.11%	183	559	25	0	0
Total Votes Cast	2,067	100.00%	573	1,440	53	1	0
Overvotes	0		0	0	0	0	0
Undervotes	58		27	31	0	0	0
Contest Totals	2,125		600	1,471	53	1	0

### District Clerk CCD




Vote For 1

	TOTAL	VOTE %	Election Day	Early Voting	Ballot By Mail	Provisional Ballots	Limited Ballots
REP Mike Gould	1,316	63.82%	400	886	29	1	0
DEM David Brignac	746	36.18%	176	546	24	0	0
Total Votes Cast	2,062	100.00%	576	1,432	53	1	0
Overvotes	0		0	0	0	0	0
Undervotes	63		24	39	0	0	0
Contest Totals	2,125		600	1,471	53	1	0

## PCT 207




### Justice of the Peace, Precinct 4

Vote For 1

	TOTAL	VOTE %		Election Day	Early Voting	Ballot By Mail	Provisional Ballots	Limited Ballots
REP Vincent Venegoni	1,292	63.15%		390	873	28	1	0
DEM Adam Kern	754	36.85%		180	549	25	0	0
Total Votes Cast	2,046	100.00%		570	1,422	53	1	0
Overvotes	0			0	0	0	0	0
Undervotes	79			30	49	0	0	0
Contest Totals	2,125			600	1,471	53	1	0

### McKinney, City of - Local Option Election

Vote For 1

	TOTAL	VOTE %		Election Day	Early Voting	Ballot By Mail	Provisional Ballots	Limited Ballots
For	1,448	71.54%		376	1,037	34	1	0
Against	576	28.46%		189	369	18	0	0
Total Votes Cast	2,024	100.00%		565	1,406	52	1	0
Overvotes	0			0	0	0	0	0
Undervotes	101			35	65	1	0	0
Contest Totals	2,125			600	1,471	53	1	0

## PCT 208

### U. S. Representative District 3

Vote For 1

	TOTAL	VOTE %	Election Day	Early Voting	Ballot By Mail	Provisional Ballots	Limited Ballots
REP Keith Self	1,362	64.43%	388	934	39	1	0
DEM Sandeep Srivastava	696	32.92%	168	502	25	1	0
LIB Christopher Claytor	56	2.65%	17	38	1	0	0
Total Votes Cast	2,114	100.00%	573	1,474	65	2	0
Overvotes	0		0	0	0	0	0
Undervotes	26		6	17	2	1	0
Contest Totals	2,140		579	1,491	67	3	0

### Governor

Vote For 1

	TOTAL	VOTE %	Election Day	Early Voting	Ballot By Mail	Provisional Ballots	Limited Ballots
REP Greg Abbott	1,345	62.94%	377	929	38	1	0
DEM Beto O'Rourke	755	35.33%	185	541	28	1	0
LIB Mark Tippetts	27	1.26%	11	14	1	1	0
GRN Delilah Barrios	8	0.37%	3	5	0	0	0
Write-In Totals	2	0.09%	0	2	0	0	0
Total Votes Cast	2,137	100.00%	576	1,491	67	3	0
Overvotes	0		0	0	0	0	0
Undervotes	3		3	0	0	0	0
Contest Totals	2,140		579	1,491	67	3	0

### Lieutenant Governor

Vote For 1

	TOTAL	VOTE %	Election Day	Early Voting	Ballot By Mail	Provisional Ballots	Limited Ballots
REP Dan Patrick	1,302	61.42%	368	895	38	1	0
DEM Mike Collier	766	36.13%	188	550	27	1	0
LIB Shanna Steele	52	2.45%	14	36	1	1	0
Total Votes Cast	2,120	100.00%	570	1,481	66	3	0
Overvotes	0		0	0	0	0	0
Undervotes	20		9	10	1	0	0
Contest Totals	2,140		579	1,491	67	3	0

### Attorney General

Vote For 1

	TOTAL	VOTE %	Election Day	Early Voting	Ballot By Mail	Provisional Ballots	Limited Ballots
REP Ken Paxton	1,264	60.10%	362	865	36	1	0
DEM Rochelle Mercedes Garza	752	35.76%	182	541	28	1	0
LIB Mark Ash	87	4.14%	23	62	1	1	0
Total Votes Cast	2,103	100.00%	567	1,468	65	3	0
Overvotes	0		0	0	0	0	0
Undervotes	37		12	23	2	0	0
Contest Totals	2,140		579	1,491	67	3	0

## PCT 208

### Comptroller of Public Accounts

Vote For 1

	TOTAL	VOTE %	Election Day	Early Voting	Ballot By Mail	Provisional Ballots	Limited Ballots
REP Glenn Hegar	1,371	65.60%	389	943	38	1	0
DEM Janet T. Dudding	677	32.39%	163	487	26	1	0
LIB V. Alonzo Echevarria-Garza	42	2.01%	11	28	2	1	0
Total Votes Cast	2,090	100.00%	563	1,458	66	3	0
Overvotes	0		0	0	0	0	0
Undervotes	50		16	33	1	0	0
Contest Totals	2,140		579	1,491	67	3	0

### Commissioner of the General Land Office

Vote For 1

	TOTAL	VOTE %	Election Day	Early Voting	Ballot By Mail	Provisional Ballots	Limited Ballots
REP Dawn Buckingham	1,364	65.42%	392	934	37	1	0
DEM Jay Kleberg	697	33.43%	169	502	25	1	0
GRN Alfred Molison, Jr	23	1.10%	4	18	1	0	0
Write-In Totals	1	0.05%	0	0	1	0	0
Total Votes Cast	2,085	100.00%	565	1,454	64	2	0
Overvotes	0		0	0	0	0	0
Undervotes	55		14	37	3	1	0
Contest Totals	2,140		579	1,491	67	3	0

### Commissioner of Agriculture

Vote For 1

	TOTAL	VOTE %	Election Day	Early Voting	Ballot By Mail	Provisional Ballots	Limited Ballots
REP Sid Miller	1,368	65.58%	394	935	38	1	0
DEM Susan Hays	718	34.42%	169	521	27	1	0
Total Votes Cast	2,086	100.00%	563	1,456	65	2	0
Overvotes	0		0	0	0	0	0
Undervotes	54		16	35	2	1	0
Contest Totals	2,140		579	1,491	67	3	0

### Railroad Commissioner

Vote For 1

	TOTAL	VOTE %	Election Day	Early Voting	Ballot By Mail	Provisional Ballots	Limited Ballots
REP Wayne Christian	1,324	63.68%	382	905	36	1	0
DEM Luke Warford	682	32.80%	159	495	27	1	0
LIB Jaime Andres Diez	53	2.55%	15	37	1	0	0
GRN Hunter Wayne Crow	20	0.96%	5	15	0	0	0
Total Votes Cast	2,079	100.00%	561	1,452	64	2	0
Overvotes	0		0	0	0	0	0
Undervotes	61		18	39	3	1	0
Contest Totals	2,140		579	1,491	67	3	0



## PCT 208

### Justice, Supreme Court, Place 3

Vote For 1

	TOTAL	VOTE %	Election Day	Early Voting	Ballot By Mail	Provisional Ballots	Limited Ballots
REP Debra Lehrmann	1,355	65.27%	386	931	37	1	0
DEM Erin A. Nowell	682	32.85%	166	490	25	1	0
LIB Thomas Edward Oxford	39	1.88%	9	30	0	0	0
Total Votes Cast	2,076	100.00%	561	1,451	62	2	0
Overvotes	0		0	0	0	0	0
Undervotes	64		18	40	5	1	0
Contest Totals	2,140		579	1,491	67	3	0

### Justice, Supreme Court, Place 5

Vote For 1

	TOTAL	VOTE %	Election Day	Early Voting	Ballot By Mail	Provisional Ballots	Limited Ballots
REP Rebeca Huddle	1,372	66.09%	388	945	38	1	0
DEM Amanda Reichel	704	33.91%	173	503	27	1	0
Total Votes Cast	2,076	100.00%	561	1,448	65	2	0
Overvotes	0		0	0	0	0	0
Undervotes	64		18	43	2	1	0
Contest Totals	2,140		579	1,491	67	3	0

### Justice, Supreme Court, Place 9

Vote For 1

	TOTAL	VOTE %	Election Day	Early Voting	Ballot By Mail	Provisional Ballots	Limited Ballots
REP Evan Young	1,366	65.77%	383	944	38	1	0
DEM Julia Maldonado	711	34.23%	178	505	27	1	0
Total Votes Cast	2,077	100.00%	561	1,449	65	2	0
Overvotes	0		0	0	0	0	0
Undervotes	63		18	42	2	1	0
Contest Totals	2,140		579	1,491	67	3	0

### Judge, Court of Criminal Appeals, Place 5




Vote For 1

	TOTAL	VOTE %	Election Day	Early Voting	Ballot By Mail	Provisional Ballots	Limited Ballots
REP Scott Walker	1,361	65.91%	387	934	39	1	0
DEM Dana Huffman	704	34.09%	173	505	25	1	0
Total Votes Cast	2,065	100.00%	560	1,439	64	2	0
Overvotes	0		0	0	0	0	0
Undervotes	75		19	52	3	1	0
Contest Totals	2,140		579	1,491	67	3	0

## PCT 208






### Judge, Court of Criminal Appeals, Place 6

Vote For 1

	TOTAL	VOTE %		Election Day	Early Voting	Ballot By Mail	Provisional Ballots	Limited Ballots
REP Jesse F. McClure, III	1,350	65.53%		382	929	38	1	0
DEM Robert Johnson	710	34.47%		174	511	24	1	0
Total Votes Cast	2,060	100.00%		556	1,440	62	2	0
Overvotes	0			0	0	0	0	0
Undervotes	80			23	51	5	1	0
Contest Totals	2,140			579	1,491	67	3	0





### Member, State Board of Education, District 12 CCD

Vote For 1

	TOTAL	VOTE %		Election Day	Early Voting	Ballot By Mail	Provisional Ballots	Limited Ballots
REP Pam Little	1,342	64.52%		379	924	38	1	0
DEM Alex Cornwallis	680	32.69%		166	488	25	1	0
LIB Christy Mowrey	57	2.74%		16	40	1	0	0
Write-In Totals	1	0.05%		0	0	1	0	0
Total Votes Cast	2,080	100.00%		561	1,452	65	2	0
Overvotes	0			0	0	0	0	0
Undervotes	60			18	39	2	1	0
Contest Totals	2,140			579	1,491	67	3	0




### State Senator, District 8

Vote For 1

	TOTAL	VOTE %		Election Day	Early Voting	Ballot By Mail	Provisional Ballots	Limited Ballots
REP Angela Paxton	1,299	62.27%		377	886	35	1	0
DEM Jonathan Cocks	728	34.90%		177	520	30	1	0
LIB Edward Kless	59	2.83%		11	48	0	0	0
Total Votes Cast	2,086	100.00%		565	1,454	65	2	0
Overvotes	0			0	0	0	0	0
Undervotes	54			14	37	2	1	0
Contest Totals	2,140			579	1,491	67	3	0

### State Representative, District 66

Vote For 1

	TOTAL	VOTE %		Election Day	Early Voting	Ballot By Mail	Provisional Ballots	Limited Ballots
REP Matt Shaheen	1,382	66.57%		396	946	39	1	0
DEM Jesse Ringness	694	33.43%		166	501	26	1	0
Total Votes Cast	2,076	100.00%		562	1,447	65	2	0
Overvotes	0			0	0	0	0	0
Undervotes	64			17	44	2	1	0
Contest Totals	2,140			579	1,491	67	3	0

## PCT 208

### Justice, 5th Court of Appeals District, Place 4

Vote For 1

	TOTAL	VOTE %	Election Day	Early Voting	Ballot By Mail	Provisional Ballots	Limited Ballots
REP Emily A. Miskel	1,373	66.78%	390	944	38	1	0
DEM Maricela Moore	683	33.22%	166	491	25	1	0
Total Votes Cast	2,056	100.00%	556	1,435	63	2	0
Overvotes	0		0	0	0	0	0
Undervotes	84		23	56	4	1	0
Contest Totals	2,140		579	1,491	67	3	0

### Justice, 5th Court of Appeals District, Place 7

Vote For 1

	TOTAL	VOTE %	Election Day	Early Voting	Ballot By Mail	Provisional Ballots	Limited Ballots
REP Kristina Williams	1,361	66.16%	389	933	38	1	0
DEM Nancy Kennedy	696	33.84%	168	502	25	1	0
Total Votes Cast	2,057	100.00%	557	1,435	63	2	0
Overvotes	0		0	0	0	0	0
Undervotes	83		22	56	4	1	0
Contest Totals	2,140		579	1,491	67	3	0

### County Judge CCD

Vote For 1

	TOTAL	VOTE %	Election Day	Early Voting	Ballot By Mail	Provisional Ballots	Limited Ballots
REP Chris Hill	1,361	65.34%	388	935	37	1	0
DEM Joshua Murray	722	34.66%	174	518	29	1	0
Total Votes Cast	2,083	100.00%	562	1,453	66	2	0
Overvotes	0		0	0	0	0	0
Undervotes	57		17	38	1	1	0
Contest Totals	2,140		579	1,491	67	3	0

### District Clerk CCD




Vote For 1

	TOTAL	VOTE %	Election Day	Early Voting	Ballot By Mail	Provisional Ballots	Limited Ballots
REP Mike Gould	1,375	66.75%	394	944	36	1	0
DEM David Brignac	685	33.25%	166	491	27	1	0
Total Votes Cast	2,060	100.00%	560	1,435	63	2	0
Overvotes	0		0	0	0	0	0
Undervotes	80		19	56	4	1	0
Contest Totals	2,140		579	1,491	67	3	0

## PCT 208




### Justice of the Peace, Precinct 4

Vote For 1

	TOTAL	VOTE %		Election Day	Early Voting	Ballot By Mail	Provisional Ballots	Limited Ballots
REP Vincent Venegoni	1,353	66.03%		382	932	38	1	0
DEM Adam Kern	696	33.97%		172	498	25	1	0
Total Votes Cast	2,049	100.00%		554	1,430	63	2	0
Overvotes	0			0	0	0	0	0
Undervotes	91			25	61	4	1	0
Contest Totals	2,140			579	1,491	67	3	0

### McKinney, City of - Local Option Election

Vote For 1

	TOTAL	VOTE %		Election Day	Early Voting	Ballot By Mail	Provisional Ballots	Limited Ballots
For	1,112	77.06%		291	803	18	0	0
Against	331	22.94%		109	209	13	0	0
Total Votes Cast	1,443	100.00%		400	1,012	31	0	0
Overvotes	0			0	0	0	0	0
Undervotes	72			19	51	2	0	0
Contest Totals	1,515			419	1,063	33	0	0

## PCT 209

### U. S. Representative, District 4

Vote For 1

	TOTAL	VOTE %	Election Day	Early Voting	Ballot By Mail	Provisional Ballots	Limited Ballots
REP Pat Fallon	363	59.51%	121	237	3	2	0
DEM Iro Omere	227	37.21%	62	162	3	0	0
LIB John Simmons	20	3.28%	8	11	1	0	0
Total Votes Cast	610	100.00%	191	410	7	2	0
Overvotes	0		0	0	0	0	0
Undervotes	4		3	1	0	0	0
Contest Totals	614		194	411	7	2	0

### Governor

Vote For 1

	TOTAL	VOTE %	Election Day	Early Voting	Ballot By Mail	Provisional Ballots	Limited Ballots
REP Greg Abbott	363	59.22%	120	239	2	2	0
DEM Beto O'Rourke	245	39.97%	72	169	4	0	0
LIB Mark Tippetts	4	0.65%	1	2	1	0	0
GRN Delilah Barrios	1	0.16%	1	0	0	0	0
Write-In Totals	0	0.00%	0	0	0	0	0
Total Votes Cast	613	100.00%	194	410	7	2	0
Overvotes	0		0	0	0	0	0
Undervotes	1		0	1	0	0	0
Contest Totals	614		194	411	7	2	0

### Lieutenant Governor

Vote For 1

	TOTAL	VOTE %	Election Day	Early Voting	Ballot By Mail	Provisional Ballots	Limited Ballots
REP Dan Patrick	356	57.98%	120	232	2	2	0
DEM Mike Collier	241	39.25%	69	168	4	0	0
LIB Shanna Steele	17	2.77%	5	11	1	0	0
Total Votes Cast	614	100.00%	194	411	7	2	0
Overvotes	0		0	0	0	0	0
Undervotes	0		0	0	0	0	0
Contest Totals	614		194	411	7	2	0

### Attorney General

Vote For 1

	TOTAL	VOTE %	Election Day	Early Voting	Ballot By Mail	Provisional Ballots	Limited Ballots
REP Ken Paxton	352	57.52%	120	228	2	2	0
DEM Rochelle Mercedes Garza	237	38.73%	66	167	4	0	0
LIB Mark Ash	23	3.76%	7	15	1	0	0
Total Votes Cast	612	100.00%	193	410	7	2	0
Overvotes	0		0	0	0	0	0
Undervotes	2		1	1	0	0	0
Contest Totals	614		194	411	7	2	0

## PCT 209

### Comptroller of Public Accounts

Vote For 1

	TOTAL	VOTE %	Election Day	Early Voting	Ballot By Mail	Provisional Ballots	Limited Ballots
REP Glenn Hegar	375	61.27%	127	243	3	2	0
DEM Janet T. Dudding	222	36.27%	64	156	2	0	0
LIB V. Alonzo Echevarria-Garza	15	2.45%	2	11	2	0	0
Total Votes Cast	612	100.00%	193	410	7	2	0
Overvotes	0		0	0	0	0	0
Undervotes	2		1	1	0	0	0
Contest Totals	614		194	411	7	2	0

### Commissioner of the General Land Office

Vote For 1

	TOTAL	VOTE %	Election Day	Early Voting	Ballot By Mail	Provisional Ballots	Limited Ballots
REP Dawn Buckingham	375	61.37%	131	239	3	2	0
DEM Jay Kleberg	226	36.99%	60	162	4	0	0
GRN Alfred Molison, Jr	10	1.64%	2	8	0	0	0
Write-In Totals	0	0.00%	0	0	0	0	0
Total Votes Cast	611	100.00%	193	409	7	2	0
Overvotes	0		0	0	0	0	0
Undervotes	3		1	2	0	0	0
Contest Totals	614		194	411	7	2	0

### Commissioner of Agriculture

Vote For 1

	TOTAL	VOTE %	Election Day	Early Voting	Ballot By Mail	Provisional Ballots	Limited Ballots
REP Sid Miller	379	62.13%	127	247	3	2	0
DEM Susan Hays	231	37.87%	66	161	4	0	0
Total Votes Cast	610	100.00%	193	408	7	2	0
Overvotes	0		0	0	0	0	0
Undervotes	4		1	3	0	0	0
Contest Totals	614		194	411	7	2	0

### Railroad Commissioner

Vote For 1

	TOTAL	VOTE %	Election Day	Early Voting	Ballot By Mail	Provisional Ballots	Limited Ballots
REP Wayne Christian	365	59.74%	121	239	3	2	0
DEM Luke Warford	224	36.66%	63	159	2	0	0
LIB Jaime Andres Diez	15	2.46%	5	9	1	0	0
GRN Hunter Wayne Crow	7	1.15%	4	2	1	0	0
Total Votes Cast	611	100.00%	193	409	7	2	0
Overvotes	0		0	0	0	0	0
Undervotes	3		1	2	0	0	0
Contest Totals	614		194	411	7	2	0

## PCT 209

### Justice, Supreme Court, Place 3

Vote For 1

	TOTAL	VOTE %	Election Day	Early Voting	Ballot By Mail	Provisional Ballots	Limited Ballots
REP Debra Lehrmann	367	60.36%	120	242	3	2	0
DEM Erin A. Nowell	228	37.50%	68	158	2	0	0
LIB Thomas Edward Oxford	13	2.14%	4	8	1	0	0
Total Votes Cast	608	100.00%	192	408	6	2	0
Overvotes	0		0	0	0	0	0
Undervotes	6		2	3	1	0	0
Contest Totals	614		194	411	7	2	0

### Justice, Supreme Court, Place 5

Vote For 1

	TOTAL	VOTE %	Election Day	Early Voting	Ballot By Mail	Provisional Ballots	Limited Ballots
REP Rebeca Huddle	372	61.49%	124	242	4	2	0
DEM Amanda Reichel	233	38.51%	67	164	2	0	0
Total Votes Cast	605	100.00%	191	406	6	2	0
Overvotes	0		0	0	0	0	0
Undervotes	9		3	5	1	0	0
Contest Totals	614		194	411	7	2	0

### Justice, Supreme Court, Place 9

Vote For 1

	TOTAL	VOTE %	Election Day	Early Voting	Ballot By Mail	Provisional Ballots	Limited Ballots
REP Evan Young	377	62.31%	125	246	4	2	0
DEM Julia Maldonado	228	37.69%	66	160	2	0	0
Total Votes Cast	605	100.00%	191	406	6	2	0
Overvotes	0		0	0	0	0	0
Undervotes	9		3	5	1	0	0
Contest Totals	614		194	411	7	2	0

### Judge, Court of Criminal Appeals, Place 5

Vote For 1

	TOTAL	VOTE %	Election Day	Early Voting	Ballot By Mail	Provisional Ballots	Limited Ballots
REP Scott Walker	376	62.05%	125	246	3	2	0
DEM Dana Huffman	230	37.95%	66	161	3	0	0
Total Votes Cast	606	100.00%	191	407	6	2	0
Overvotes	0		0	0	0	0	0
Undervotes	8		3	4	1	0	0
Contest Totals	614		194	411	7	2	0

## PCT 209

### Judge, Court of Criminal Appeals, Place 6

Vote For 1

	TOTAL	VOTE %		Election Day	Early Voting	Ballot By Mail	Provisional Ballots	Limited Ballots
REP Jesse F. McClure, III	374	61.61%		122	247	3	2	0
DEM Robert Johnson	233	38.39%		70	160	3	0	0
Total Votes Cast	607	100.00%		192	407	6	2	0
Overvotes	0			0	0	0	0	0
Undervotes	7			2	4	1	0	0
Contest Totals	614			194	411	7	2	0

### Member, State Board of Education, District 12 CCD

Vote For 1

	TOTAL	VOTE %		Election Day	Early Voting	Ballot By Mail	Provisional Ballots	Limited Ballots
REP Pam Little	360	59.11%		118	236	4	2	0
DEM Alex Cornwallis	230	37.77%		67	161	2	0	0
LIB Christy Mowrey	19	3.12%		7	11	1	0	0
Write-In Totals	0	0.00%		0	0	0	0	0
Total Votes Cast	609	100.00%		192	408	7	2	0
Overvotes	0			0	0	0	0	0
Undervotes	5			2	3	0	0	0
Contest Totals	614			194	411	7	2	0

### State Representative, District 61

Vote For 1

	TOTAL	VOTE %		Election Day	Early Voting	Ballot By Mail	Provisional Ballots	Limited Ballots
REP Frederick Frazier	370	60.86%		123	242	3	2	0
DEM Sheena King	238	39.14%		69	166	3	0	0
Total Votes Cast	608	100.00%		192	408	6	2	0
Overvotes	0			0	0	0	0	0
Undervotes	6			2	3	1	0	0
Contest Totals	614			194	411	7	2	0

### Justice, 5th Court of Appeals District, Place 4

Vote For 1

	TOTAL	VOTE %		Election Day	Early Voting	Ballot By Mail	Provisional Ballots	Limited Ballots
REP Emily A. Miskel	375	61.98%		126	244	3	2	0
DEM Maricela Moore	230	38.02%		65	162	3	0	0
Total Votes Cast	605	100.00%		191	406	6	2	0
Overvotes	0			0	0	0	0	0
Undervotes	9			3	5	1	0	0
Contest Totals	614			194	411	7	2	0



## PCT 209

### Justice, 5th Court of Appeals District, Place 7

Vote For 1

	TOTAL	VOTE %	Election Day	Early Voting	Ballot By Mail	Provisional Ballots	Limited Ballots
REP Kristina Williams	368	60.73%	123	241	2	2	0
DEM Nancy Kennedy	238	39.27%	68	166	4	0	0
Total Votes Cast	606	100.00%	191	407	6	2	0
Overvotes	0		0	0	0	0	0
Undervotes	8		3	4	1	0	0
Contest Totals	614		194	411	7	2	0

### County Judge CCD

Vote For 1

	TOTAL	VOTE %	Election Day	Early Voting	Ballot By Mail	Provisional Ballots	Limited Ballots
REP Chris Hill	369	60.99%	120	244	3	2	0
DEM Joshua Murray	236	39.01%	72	161	3	0	0
Total Votes Cast	605	100.00%	192	405	6	2	0
Overvotes	0		0	0	0	0	0
Undervotes	9		2	6	1	0	0
Contest Totals	614		194	411	7	2	0

### District Clerk CCD

Vote For 1

	TOTAL	VOTE %	Election Day	Early Voting	Ballot By Mail	Provisional Ballots	Limited Ballots
REP Mike Gould	375	61.88%	123	246	4	2	0
DEM David Brignac	231	38.12%	68	161	2	0	0
Total Votes Cast	606	100.00%	191	407	6	2	0
Overvotes	0		0	0	0	0	0
Undervotes	8		3	4	1	0	0
Contest Totals	614		194	411	7	2	0

### Justice of the Peace, Precinct 4




Vote For 1

	TOTAL	VOTE %	Election Day	Early Voting	Ballot By Mail	Provisional Ballots	Limited Ballots
REP Vincent Venegoni	366	60.50%	119	242	3	2	0
DEM Adam Kern	239	39.50%	72	164	3	0	0
Total Votes Cast	605	100.00%	191	406	6	2	0
Overvotes	0		0	0	0	0	0
Undervotes	9		3	5	1	0	0
Contest Totals	614		194	411	7	2	0

## PCT 209

### McKinney, City of - Local Option Election

Vote For 1

	TOTAL	VOTE %		Election Day	Early Voting	Ballot By Mail	Provisional Ballots	Limited Ballots
For	356	73.55%		103	248	3	2	0
Against	128	26.45%		49	78	1	0	0
Total Votes Cast	484	100.00%		152	326	4	2	0
Overvotes	0			0	0	0	0	0
Undervotes	16			8	6	2	0	0
Contest Totals	500			160	332	6	2	0

## PCT 210

### U. S. Representative District 3

Vote For 1

	TOTAL	VOTE %	Election Day	Early Voting	Ballot By Mail	Provisional Ballots	Limited Ballots
REP Keith Self	403	45.13%	133	264	6	0	0
DEM Sandeep Srivastava	469	52.52%	156	304	8	1	0
LIB Christopher Claytor	21	2.35%	8	13	0	0	0
Total Votes Cast	893	100.00%	297	581	14	1	0
Overvotes	0		0	0	0	0	0
Undervotes	21		14	7	0	0	0
Contest Totals	914		311	588	14	1	0

### Governor

Vote For 1

	TOTAL	VOTE %	Election Day	Early Voting	Ballot By Mail	Provisional Ballots	Limited Ballots
REP Greg Abbott	395	43.36%	134	255	6	0	0
DEM Beto O'Rourke	508	55.76%	173	326	8	1	0
LIB Mark Tippetts	6	0.66%	1	5	0	0	0
GRN Delilah Barrios	1	0.11%	1	0	0	0	0
Write-In Totals	1	0.11%	0	1	0	0	0
Total Votes Cast	911	100.00%	309	587	14	1	0
Overvotes	0		0	0	0	0	0
Undervotes	3		2	1	0	0	0
Contest Totals	914		311	588	14	1	0

### Lieutenant Governor

Vote For 1

	TOTAL	VOTE %	Election Day	Early Voting	Ballot By Mail	Provisional Ballots	Limited Ballots
REP Dan Patrick	385	43.16%	124	255	6	0	0
DEM Mike Collier	481	53.92%	156	316	8	1	0
LIB Shanna Steele	26	2.91%	14	12	0	0	0
Total Votes Cast	892	100.00%	294	583	14	1	0
Overvotes	0		0	0	0	0	0
Undervotes	22		17	5	0	0	0
Contest Totals	914		311	588	14	1	0

### Attorney General

Vote For 1

	TOTAL	VOTE %	Election Day	Early Voting	Ballot By Mail	Provisional Ballots	Limited Ballots
REP Ken Paxton	381	42.81%	132	242	7	0	0
DEM Rochelle Mercedes Garza	481	54.04%	156	317	7	1	0
LIB Mark Ash	28	3.15%	10	18	0	0	0
Total Votes Cast	890	100.00%	298	577	14	1	0
Overvotes	0		0	0	0	0	0
Undervotes	24		13	11	0	0	0
Contest Totals	914		311	588	14	1	0

## PCT 210

### Comptroller of Public Accounts

Vote For 1

	TOTAL	VOTE %	Election Day	Early Voting	Ballot By Mail	Provisional Ballots	Limited Ballots
REP Glenn Hegar	419	47.40%	139	274	6	0	0
DEM Janet T. Dudding	447	50.57%	146	292	8	1	0
LIB V. Alonzo Echevarria-Garza	18	2.04%	7	11	0	0	0
Total Votes Cast	884	100.00%	292	577	14	1	0
Overvotes	0		0	0	0	0	0
Undervotes	30		19	11	0	0	0
Contest Totals	914		311	588	14	1	0

### Commissioner of the General Land Office

Vote For 1

	TOTAL	VOTE %	Election Day	Early Voting	Ballot By Mail	Provisional Ballots	Limited Ballots
REP Dawn Buckingham	405	45.92%	136	263	6	0	0
DEM Jay Kleberg	467	52.95%	149	309	8	1	0
GRN Alfred Molison, Jr	10	1.13%	5	5	0	0	0
Write-In Totals	0	0.00%	0	0	0	0	0
Total Votes Cast	882	100.00%	290	577	14	1	0
Overvotes	0		0	0	0	0	0
Undervotes	32		21	11	0	0	0
Contest Totals	914		311	588	14	1	0

### Commissioner of Agriculture

Vote For 1

	TOTAL	VOTE %	Election Day	Early Voting	Ballot By Mail	Provisional Ballots	Limited Ballots
REP Sid Miller	411	46.81%	133	271	7	0	0
DEM Susan Hays	467	53.19%	153	306	7	1	0
Total Votes Cast	878	100.00%	286	577	14	1	0
Overvotes	0		0	0	0	0	0
Undervotes	36		25	11	0	0	0
Contest Totals	914		311	588	14	1	0

### Railroad Commissioner

Vote For 1

	TOTAL	VOTE %	Election Day	Early Voting	Ballot By Mail	Provisional Ballots	Limited Ballots
REP Wayne Christian	408	46.52%	130	272	6	0	0
DEM Luke Warford	446	50.86%	147	290	8	1	0
LIB Jaime Andres Diez	20	2.28%	7	13	0	0	0
GRN Hunter Wayne Crow	3	0.34%	2	1	0	0	0
Total Votes Cast	877	100.00%	286	576	14	1	0
Overvotes	0		0	0	0	0	0
Undervotes	37		25	12	0	0	0
Contest Totals	914		311	588	14	1	0

## PCT 210

### Justice, Supreme Court, Place 3

Vote For 1

	TOTAL	VOTE %	Election Day	Early Voting	Ballot By Mail	Provisional Ballots	Limited Ballots
REP Debra Lehrmann	412	46.24%	140	266	6	0	0
DEM Erin A. Nowell	465	52.19%	149	307	8	1	0
LIB Thomas Edward Oxford	14	1.57%	6	8	0	0	0
Total Votes Cast	891	100.00%	295	581	14	1	0
Overvotes	0		0	0	0	0	0
Undervotes	23		16	7	0	0	0
Contest Totals	914		311	588	14	1	0

### Justice, Supreme Court, Place 5

Vote For 1

	TOTAL	VOTE %	Election Day	Early Voting	Ballot By Mail	Provisional Ballots	Limited Ballots
REP Rebeca Huddle	419	47.24%	138	275	6	0	0
DEM Amanda Reichel	468	52.76%	154	305	8	1	0
Total Votes Cast	887	100.00%	292	580	14	1	0
Overvotes	0		0	0	0	0	0
Undervotes	27		19	8	0	0	0
Contest Totals	914		311	588	14	1	0

### Justice, Supreme Court, Place 9

Vote For 1

	TOTAL	VOTE %	Election Day	Early Voting	Ballot By Mail	Provisional Ballots	Limited Ballots
REP Evan Young	410	46.33%	135	269	6	0	0
DEM Julia Maldonado	475	53.67%	156	310	8	1	0
Total Votes Cast	885	100.00%	291	579	14	1	0
Overvotes	0		0	0	0	0	0
Undervotes	29		20	9	0	0	0
Contest Totals	914		311	588	14	1	0

### Judge, Court of Criminal Appeals, Place 5

Vote For 1

	TOTAL	VOTE %	Election Day	Early Voting	Ballot By Mail	Provisional Ballots	Limited Ballots
REP Scott Walker	414	46.94%	137	271	6	0	0
DEM Dana Huffman	468	53.06%	154	305	8	1	0
Total Votes Cast	882	100.00%	291	576	14	1	0
Overvotes	0		0	0	0	0	0
Undervotes	32		20	12	0	0	0
Contest Totals	914		311	588	14	1	0

## PCT 210

### Judge, Court of Criminal Appeals, Place 6

Vote For 1

	TOTAL	VOTE %		Election Day	Early Voting	Ballot By Mail	Provisional Ballots	Limited Ballots
REP Jesse F. McClure, III	403	46.00%	<div style="width: 46%;"><div style="width: 46%;"></div></div>	133	264	6	0	0
DEM Robert Johnson	473	54.00%	<div style="width: 54%;"><div style="width: 54%;"></div></div>	155	309	8	1	0
Total Votes Cast	876	100.00%	<div style="width: 100%;"><div style="width: 100%;"></div></div>	288	573	14	1	0
Overvotes	0			0	0	0	0	0
Undervotes	38			23	15	0	0	0
Contest Totals	914			311	588	14	1	0

### Member, State Board of Education, District 12 CCD

Vote For 1

	TOTAL	VOTE %		Election Day	Early Voting	Ballot By Mail	Provisional Ballots	Limited Ballots
REP Pam Little	396	45.00%	<div style="width: 45%;"><div style="width: 45%;"></div></div>	127	262	7	0	0
DEM Alex Cornwallis	462	52.50%	<div style="width: 52.5%;"><div style="width: 52.5%;"></div></div>	152	302	7	1	0
LIB Christy Mowrey	22	2.50%	<div style="width: 2.5%;"><div style="width: 2.5%;"></div></div>	8	14	0	0	0
Write-In Totals	0	0.00%	<div style="width: 0%;"><div style="width: 0%;"></div></div>	0	0	0	0	0
Total Votes Cast	880	100.00%	<div style="width: 100%;"><div style="width: 100%;"></div></div>	287	578	14	1	0
Overvotes	0			0	0	0	0	0
Undervotes	34			24	10	0	0	0
Contest Totals	914			311	588	14	1	0

### State Senator, District 8

Vote For 1

	TOTAL	VOTE %		Election Day	Early Voting	Ballot By Mail	Provisional Ballots	Limited Ballots
REP Angela Paxton	391	44.33%	<div style="width: 44.33%;"><div style="width: 44.33%;"></div></div>	131	253	7	0	0
DEM Jonathan Cocks	467	52.95%	<div style="width: 52.95%;"><div style="width: 52.95%;"></div></div>	148	311	7	1	0
LIB Edward Kless	24	2.72%	<div style="width: 2.72%;"><div style="width: 2.72%;"></div></div>	10	14	0	0	0
Total Votes Cast	882	100.00%	<div style="width: 100%;"><div style="width: 100%;"></div></div>	289	578	14	1	0
Overvotes	0			0	0	0	0	0
Undervotes	32			22	10	0	0	0
Contest Totals	914			311	588	14	1	0

### Justice, 5th Court of Appeals District, Place 4

Vote For 1

	TOTAL	VOTE %		Election Day	Early Voting	Ballot By Mail	Provisional Ballots	Limited Ballots
REP Emily A. Miskel	415	47.48%	<div style="width: 47.48%;"><div style="width: 47.48%;"></div></div>	138	271	6	0	0
DEM Maricela Moore	459	52.52%	<div style="width: 52.52%;"><div style="width: 52.52%;"></div></div>	148	302	8	1	0
Total Votes Cast	874	100.00%	<div style="width: 100%;"><div style="width: 100%;"></div></div>	286	573	14	1	0
Overvotes	0			0	0	0	0	0
Undervotes	40			25	15	0	0	0
Contest Totals	914			311	588	14	1	0

## PCT 210

### Justice, 5th Court of Appeals District, Place 7

Vote For 1

	TOTAL	VOTE %	Election Day	Early Voting	Ballot By Mail	Provisional Ballots	Limited Ballots
REP Kristina Williams	407	46.41%	133	268	6	0	0
DEM Nancy Kennedy	470	53.59%	154	307	8	1	0
Total Votes Cast	877	100.00%	287	575	14	1	0
Overvotes	0		0	0	0	0	0
Undervotes	37		24	13	0	0	0
Contest Totals	914		311	588	14	1	0

### County Judge CCD

Vote For 1

	TOTAL	VOTE %	Election Day	Early Voting	Ballot By Mail	Provisional Ballots	Limited Ballots
REP Chris Hill	409	46.69%	139	263	7	0	0
DEM Joshua Murray	467	53.31%	147	312	7	1	0
Total Votes Cast	876	100.00%	286	575	14	1	0
Overvotes	0		0	0	0	0	0
Undervotes	38		25	13	0	0	0
Contest Totals	914		311	588	14	1	0

### District Clerk CCD

Vote For 1

	TOTAL	VOTE %	Election Day	Early Voting	Ballot By Mail	Provisional Ballots	Limited Ballots
REP Mike Gould	415	47.48%	135	273	7	0	0
DEM David Brignac	459	52.52%	149	302	7	1	0
Total Votes Cast	874	100.00%	284	575	14	1	0
Overvotes	0		0	0	0	0	0
Undervotes	40		27	13	0	0	0
Contest Totals	914		311	588	14	1	0

### Justice of the Peace, Precinct 3

Vote For 1

	TOTAL	VOTE %	Election Day	Early Voting	Ballot By Mail	Provisional Ballots	Limited Ballots
REP Mike Missildine	415	47.65%	134	274	7	0	0
DEM Irvin Lynn Barrett	456	52.35%	149	299	7	1	0
Total Votes Cast	871	100.00%	283	573	14	1	0
Overvotes	0		0	0	0	0	0
Undervotes	43		28	15	0	0	0
Contest Totals	914		311	588	14	1	0

## PCT 210

### Murphy, City of - Proposition A

Vote For 1

	TOTAL	VOTE %	Election Day	Early Voting	Ballot By Mail	Provisional Ballots	Limited Ballots
For	748	90.12%	249	486	12	1	0
Against	82	9.88%	21	60	1	0	0
Total Votes Cast	830	100.00%	270	546	13	1	0
Overvotes	0		0	0	0	0	0
Undervotes	84		41	42	1	0	0
Contest Totals	914		311	588	14	1	0

### Murphy, City of - Proposition B

Vote For 1

	TOTAL	VOTE %	Election Day	Early Voting	Ballot By Mail	Provisional Ballots	Limited Ballots
For	468	58.14%	117	342	8	1	0
Against	337	41.86%	143	189	5	0	0
Total Votes Cast	805	100.00%	260	531	13	1	0
Overvotes	0		0	0	0	0	0
Undervotes	109		51	57	1	0	0
Contest Totals	914		311	588	14	1	0

### Murphy, City of - Proposition C

Vote For 1

	TOTAL	VOTE %	Election Day	Early Voting	Ballot By Mail	Provisional Ballots	Limited Ballots
For	619	80.29%	195	412	12	0	0
Against	152	19.71%	52	98	1	1	0
Total Votes Cast	771	100.00%	247	510	13	1	0
Overvotes	0		0	0	0	0	0
Undervotes	143		64	78	1	0	0
Contest Totals	914		311	588	14	1	0

### Murphy, City of - Proposition D

Vote For 1

	TOTAL	VOTE %	Election Day	Early Voting	Ballot By Mail	Provisional Ballots	Limited Ballots
For	555	74.60%	185	360	10	0	0
Against	189	25.40%	57	128	3	1	0
Total Votes Cast	744	100.00%	242	488	13	1	0
Overvotes	0		0	0	0	0	0
Undervotes	170		69	100	1	0	0
Contest Totals	914		311	588	14	1	0



## PCT 210

### Murphy, City of - Proposition E

Vote For 1

	TOTAL	VOTE %	Election Day	Early Voting	Ballot By Mail	Provisional Ballots	Limited Ballots
For	665	87.27%	213	442	9	1	0
Against	97	12.73%	32	62	3	0	0
Total Votes Cast	762	100.00%	245	504	12	1	0
Overvotes	0		0	0	0	0	0
Undervotes	152		66	84	2	0	0
Contest Totals	914		311	588	14	1	0

### Murphy, City of - Proposition F

Vote For 1

	TOTAL	VOTE %	Election Day	Early Voting	Ballot By Mail	Provisional Ballots	Limited Ballots
For	727	93.21%	227	488	11	1	0
Against	53	6.79%	25	26	2	0	0
Total Votes Cast	780	100.00%	252	514	13	1	0
Overvotes	0		0	0	0	0	0
Undervotes	134		59	74	1	0	0
Contest Totals	914		311	588	14	1	0

### Murphy, City of - Proposition G

Vote For 1

	TOTAL	VOTE %	Election Day	Early Voting	Ballot By Mail	Provisional Ballots	Limited Ballots
For	583	77.63%	176	395	11	1	0
Against	168	22.37%	61	106	1	0	0
Total Votes Cast	751	100.00%	237	501	12	1	0
Overvotes	0		0	0	0	0	0
Undervotes	163		74	87	2	0	0
Contest Totals	914		311	588	14	1	0

### Murphy, City of - Proposition H

Vote For 1

	TOTAL	VOTE %	Election Day	Early Voting	Ballot By Mail	Provisional Ballots	Limited Ballots
For	531	75.97%	172	351	8	0	0
Against	168	24.03%	56	107	4	1	0
Total Votes Cast	699	100.00%	228	458	12	1	0
Overvotes	0		0	0	0	0	0
Undervotes	215		83	130	2	0	0
Contest Totals	914		311	588	14	1	0

## PCT 210

### Murphy, City of - Proposition I

Vote For 1

	TOTAL	VOTE %	Election Day	Early Voting	Ballot By Mail	Provisional Ballots	Limited Ballots
For	687	91.84%	216	459	11	1	0
Against	61	8.16%	24	36	1	0	0
Total Votes Cast	748	100.00%	240	495	12	1	0
Overvotes	0		0	0	0	0	0
Undervotes	166		71	93	2	0	0
Contest Totals	914		311	588	14	1	0

### Murphy, City of - Proposition J

Vote For 1

	TOTAL	VOTE %	Election Day	Early Voting	Ballot By Mail	Provisional Ballots	Limited Ballots
For	672	91.43%	203	458	10	1	0
Against	63	8.57%	28	33	2	0	0
Total Votes Cast	735	100.00%	231	491	12	1	0
Overvotes	0		0	0	0	0	0
Undervotes	179		80	97	2	0	0
Contest Totals	914		311	588	14	1	0

### Murphy, City of - Proposition K

Vote For 1

	TOTAL	VOTE %	Election Day	Early Voting	Ballot By Mail	Provisional Ballots	Limited Ballots
For	609	82.08%	188	412	9	0	0
Against	133	17.92%	46	82	4	1	0
Total Votes Cast	742	100.00%	234	494	13	1	0
Overvotes	0		0	0	0	0	0
Undervotes	172		77	94	1	0	0
Contest Totals	914		311	588	14	1	0

### Murphy, City of - Proposition L

Vote For 1

	TOTAL	VOTE %	Election Day	Early Voting	Ballot By Mail	Provisional Ballots	Limited Ballots
For	655	90.47%	207	436	11	1	0
Against	69	9.53%	25	43	1	0	0
Total Votes Cast	724	100.00%	232	479	12	1	0
Overvotes	0		0	0	0	0	0
Undervotes	190		79	109	2	0	0
Contest Totals	914		311	588	14	1	0

## PCT 210

### Murphy, City of - Proposition M

Vote For 1

	TOTAL	VOTE %	Election Day	Early Voting	Ballot By Mail	Provisional Ballots	Limited Ballots
For	624	84.44%	199	412	12	1	0
Against	115	15.56%	40	75	0	0	0
Total Votes Cast	739	100.00%	239	487	12	1	0
Overvotes	0		0	0	0	0	0
Undervotes	175		72	101	2	0	0
Contest Totals	914		311	588	14	1	0

### Murphy, City of - Proposition N

Vote For 1

	TOTAL	VOTE %	Election Day	Early Voting	Ballot By Mail	Provisional Ballots	Limited Ballots
For	517	73.13%	175	331	10	1	0
Against	190	26.87%	54	134	2	0	0
Total Votes Cast	707	100.00%	229	465	12	1	0
Overvotes	0		0	0	0	0	0
Undervotes	207		82	123	2	0	0
Contest Totals	914		311	588	14	1	0

### Murphy, City of - Proposition O

Vote For 1

	TOTAL	VOTE %	Election Day	Early Voting	Ballot By Mail	Provisional Ballots	Limited Ballots
For	677	91.24%	207	456	13	1	0
Against	65	8.76%	25	40	0	0	0
Total Votes Cast	742	100.00%	232	496	13	1	0
Overvotes	0		0	0	0	0	0
Undervotes	172		79	92	1	0	0
Contest Totals	914		311	588	14	1	0

### Plano ISD - Proposition A

Vote For 1

	TOTAL	VOTE %	Election Day	Early Voting	Ballot By Mail	Provisional Ballots	Limited Ballots
For	362	46.35%	103	250	8	1	0
Against	419	53.65%	147	267	5	0	0
Total Votes Cast	781	100.00%	250	517	13	1	0
Overvotes	0		0	0	0	0	0
Undervotes	133		61	71	1	0	0
Contest Totals	914		311	588	14	1	0

## PCT 210

### Plano ISD - Proposition B

Vote For 1

	TOTAL	VOTE %		Election Day	Early Voting	Ballot By Mail	Provisional Ballots	Limited Ballots
For	402	50.31%	<div style="width: 50.31%;"><div style="width: 50.31%;"></div></div>	112	281	8	1	0
Against	397	49.69%	<div style="width: 49.69%;"><div style="width: 49.69%;"></div></div>	145	247	5	0	0
Total Votes Cast	799	100.00%	<div style="width: 100.00%;"><div style="width: 100.00%;"></div></div>	257	528	13	1	0
Overvotes	0			0	0	0	0	0
Undervotes	115			54	60	1	0	0
Contest Totals	914			311	588	14	1	0

### Plano ISD - Proposition C

Vote For 1

	TOTAL	VOTE %		Election Day	Early Voting	Ballot By Mail	Provisional Ballots	Limited Ballots
For	404	51.01%	<div style="width: 51.01%;"><div style="width: 51.01%;"></div></div>	112	283	8	1	0
Against	388	48.99%	<div style="width: 48.99%;"><div style="width: 48.99%;"></div></div>	143	240	5	0	0
Total Votes Cast	792	100.00%	<div style="width: 100.00%;"><div style="width: 100.00%;"></div></div>	255	523	13	1	0
Overvotes	0			0	0	0	0	0
Undervotes	122			56	65	1	0	0
Contest Totals	914			311	588	14	1	0

### Plano ISD - Proposition D

Vote For 1

	TOTAL	VOTE %		Election Day	Early Voting	Ballot By Mail	Provisional Ballots	Limited Ballots
For	366	46.15%	<div style="width: 46.15%;"><div style="width: 46.15%;"></div></div>	104	253	8	1	0
Against	427	53.85%	<div style="width: 53.85%;"><div style="width: 53.85%;"></div></div>	154	268	5	0	0
Total Votes Cast	793	100.00%	<div style="width: 100.00%;"><div style="width: 100.00%;"></div></div>	258	521	13	1	0
Overvotes	0			0	0	0	0	0
Undervotes	121			53	67	1	0	0
Contest Totals	914			311	588	14	1	0

### Plano ISD - Proposition E

Vote For 1

	TOTAL	VOTE %		Election Day	Early Voting	Ballot By Mail	Provisional Ballots	Limited Ballots
For	345	43.78%	<div style="width: 43.78%;"><div style="width: 43.78%;"></div></div>	93	244	7	1	0
Against	443	56.22%	<div style="width: 56.22%;"><div style="width: 56.22%;"></div></div>	161	276	6	0	0
Total Votes Cast	788	100.00%	<div style="width: 100.00%;"><div style="width: 100.00%;"></div></div>	254	520	13	1	0
Overvotes	0			0	0	0	0	0
Undervotes	126			57	68	1	0	0
Contest Totals	914			311	588	14	1	0

## PCT 211

### U. S. Representative District 3

Vote For 1

	TOTAL	VOTE %	Election Day	Early Voting	Ballot By Mail	Provisional Ballots	Limited Ballots
REP Keith Self	1,003	58.14%	213	741	49	0	0
DEM Sandeep Srivastava	675	39.13%	154	495	25	1	0
LIB Christopher Claytor	47	2.72%	20	26	1	0	0
Total Votes Cast	1,725	100.00%	387	1,262	75	1	0
Overvotes	0		0	0	0	0	0
Undervotes	33		13	19	1	0	0
Contest Totals	1,758		400	1,281	76	1	0

### Governor

Vote For 1

	TOTAL	VOTE %	Election Day	Early Voting	Ballot By Mail	Provisional Ballots	Limited Ballots
REP Greg Abbott	978	55.89%	206	726	46	0	0
DEM Beto O'Rourke	750	42.86%	182	539	28	1	0
LIB Mark Tippetts	19	1.09%	9	9	1	0	0
GRN Delilah Barrios	2	0.11%	0	2	0	0	0
Write-In Totals	1	0.06%	0	1	0	0	0
Total Votes Cast	1,750	100.00%	397	1,277	75	1	0
Overvotes	0		0	0	0	0	0
Undervotes	8		3	4	1	0	0
Contest Totals	1,758		400	1,281	76	1	0

### Lieutenant Governor

Vote For 1

	TOTAL	VOTE %	Election Day	Early Voting	Ballot By Mail	Provisional Ballots	Limited Ballots
REP Dan Patrick	931	53.69%	194	693	44	0	0
DEM Mike Collier	753	43.43%	172	550	30	1	0
LIB Shanna Steele	50	2.88%	23	26	1	0	0
Total Votes Cast	1,734	100.00%	389	1,269	75	1	0
Overvotes	0		0	0	0	0	0
Undervotes	24		11	12	1	0	0
Contest Totals	1,758		400	1,281	76	1	0

### Attorney General

Vote For 1

	TOTAL	VOTE %	Election Day	Early Voting	Ballot By Mail	Provisional Ballots	Limited Ballots
REP Ken Paxton	917	53.04%	196	679	42	0	0
DEM Rochelle Mercedes Garza	737	42.63%	167	539	30	1	0
LIB Mark Ash	75	4.34%	26	47	2	0	0
Total Votes Cast	1,729	100.00%	389	1,265	74	1	0
Overvotes	0		0	0	0	0	0
Undervotes	29		11	16	2	0	0
Contest Totals	1,758		400	1,281	76	1	0

## PCT 211

### Comptroller of Public Accounts

Vote For 1

	TOTAL	VOTE %		Election Day	Early Voting	Ballot By Mail	Provisional Ballots	Limited Ballots
REP Glenn Hegar	1,030	59.92%	<div style="width: 59.92%;"><div style="width: 59.92%;"></div></div>	223	755	52	0	0
DEM Janet T. Dudding	653	37.99%	<div style="width: 37.99%;"><div style="width: 37.99%;"></div></div>	144	485	23	1	0
LIB V. Alonzo Echevarria-Garza	36	2.09%	<div style="width: 2.09%;"><div style="width: 2.09%;"></div></div>	18	17	1	0	0
Total Votes Cast	1,719	100.00%	<div style="width: 100.00%;"><div style="width: 100.00%;"></div></div>	385	1,257	76	1	0
Overvotes	0			0	0	0	0	0
Undervotes	39			15	24	0	0	0
Contest Totals	1,758			400	1,281	76	1	0

### Commissioner of the General Land Office

Vote For 1

	TOTAL	VOTE %		Election Day	Early Voting	Ballot By Mail	Provisional Ballots	Limited Ballots
REP Dawn Buckingham	1,018	59.60%	<div style="width: 59.60%;"><div style="width: 59.60%;"></div></div>	223	747	48	0	0
DEM Jay Kleberg	672	39.34%	<div style="width: 39.34%;"><div style="width: 39.34%;"></div></div>	155	491	25	1	0
GRN Alfred Molison, Jr	18	1.05%	<div style="width: 1.05%;"><div style="width: 1.05%;"></div></div>	8	9	1	0	0
Write-In Totals	0	0.00%	<div style="width: 0.00%;"><div style="width: 0.00%;"></div></div>	0	0	0	0	0
Total Votes Cast	1,708	100.00%	<div style="width: 100.00%;"><div style="width: 100.00%;"></div></div>	386	1,247	74	1	0
Overvotes	0			0	0	0	0	0
Undervotes	50			14	34	2	0	0
Contest Totals	1,758			400	1,281	76	1	0

### Commissioner of Agriculture

Vote For 1

	TOTAL	VOTE %		Election Day	Early Voting	Ballot By Mail	Provisional Ballots	Limited Ballots
REP Sid Miller	1,008	58.88%	<div style="width: 58.88%;"><div style="width: 58.88%;"></div></div>	223	736	49	0	0
DEM Susan Hays	704	41.12%	<div style="width: 41.12%;"><div style="width: 41.12%;"></div></div>	162	514	27	1	0
Total Votes Cast	1,712	100.00%	<div style="width: 100.00%;"><div style="width: 100.00%;"></div></div>	385	1,250	76	1	0
Overvotes	0			0	0	0	0	0
Undervotes	46			15	31	0	0	0
Contest Totals	1,758			400	1,281	76	1	0

### Railroad Commissioner

Vote For 1

	TOTAL	VOTE %		Election Day	Early Voting	Ballot By Mail	Provisional Ballots	Limited Ballots
REP Wayne Christian	996	58.11%	<div style="width: 58.11%;"><div style="width: 58.11%;"></div></div>	214	733	49	0	0
DEM Luke Warford	664	38.74%	<div style="width: 38.74%;"><div style="width: 38.74%;"></div></div>	150	488	25	1	0
LIB Jaime Andres Diez	44	2.57%	<div style="width: 2.57%;"><div style="width: 2.57%;"></div></div>	17	26	1	0	0
GRN Hunter Wayne Crow	10	0.58%	<div style="width: 0.58%;"><div style="width: 0.58%;"></div></div>	4	6	0	0	0
Total Votes Cast	1,714	100.00%	<div style="width: 100.00%;"><div style="width: 100.00%;"></div></div>	385	1,253	75	1	0
Overvotes	0			0	0	0	0	0
Undervotes	44			15	28	1	0	0
Contest Totals	1,758			400	1,281	76	1	0

## PCT 211

### Justice, Supreme Court, Place 3

Vote For 1

	TOTAL	VOTE %	Election Day	Early Voting	Ballot By Mail	Provisional Ballots	Limited Ballots
REP Debra Lehrmann	1,000	58.21%	218	734	48	0	0
DEM Erin A. Nowell	683	39.76%	162	497	23	1	0
LIB Thomas Edward Oxford	35	2.04%	10	24	1	0	0
Total Votes Cast	1,718	100.00%	390	1,255	72	1	0
Overvotes	0		0	0	0	0	0
Undervotes	40		10	26	4	0	0
Contest Totals	1,758		400	1,281	76	1	0

### Justice, Supreme Court, Place 5

Vote For 1

	TOTAL	VOTE %	Election Day	Early Voting	Ballot By Mail	Provisional Ballots	Limited Ballots
REP Rebeca Huddle	1,028	60.08%	225	754	49	0	0
DEM Amanda Reichel	683	39.92%	162	498	22	1	0
Total Votes Cast	1,711	100.00%	387	1,252	71	1	0
Overvotes	0		0	0	0	0	0
Undervotes	47		13	29	5	0	0
Contest Totals	1,758		400	1,281	76	1	0

### Justice, Supreme Court, Place 9

Vote For 1

	TOTAL	VOTE %	Election Day	Early Voting	Ballot By Mail	Provisional Ballots	Limited Ballots
REP Evan Young	1,023	59.96%	223	750	50	0	0
DEM Julia Maldonado	683	40.04%	163	498	21	1	0
Total Votes Cast	1,706	100.00%	386	1,248	71	1	0
Overvotes	0		0	0	0	0	0
Undervotes	52		14	33	5	0	0
Contest Totals	1,758		400	1,281	76	1	0

### Judge, Court of Criminal Appeals, Place 5

Vote For 1

	TOTAL	VOTE %	Election Day	Early Voting	Ballot By Mail	Provisional Ballots	Limited Ballots
REP Scott Walker	1,011	59.30%	222	741	48	0	0
DEM Dana Huffman	694	40.70%	162	506	25	1	0
Total Votes Cast	1,705	100.00%	384	1,247	73	1	0
Overvotes	0		0	0	0	0	0
Undervotes	53		16	34	3	0	0
Contest Totals	1,758		400	1,281	76	1	0

## PCT 211

### Judge, Court of Criminal Appeals, Place 6

Vote For 1

	TOTAL	VOTE %		Election Day	Early Voting	Ballot By Mail	Provisional Ballots	Limited Ballots
REP Jesse F. McClure, III	1,015	59.88%	<div style="width: 59.88%;"><div style="width: 59.88%;"></div></div>	223	744	48	0	0
DEM Robert Johnson	680	40.12%	<div style="width: 40.12%;"><div style="width: 40.12%;"></div></div>	157	499	23	1	0
Total Votes Cast	1,695	100.00%	<div style="width: 100%;"><div style="width: 100%;"></div></div>	380	1,243	71	1	0
Overvotes	0			0	0	0	0	0
Undervotes	63			20	38	5	0	0
Contest Totals	1,758			400	1,281	76	1	0

### Member, State Board of Education, District 12 CCD

Vote For 1

	TOTAL	VOTE %		Election Day	Early Voting	Ballot By Mail	Provisional Ballots	Limited Ballots
REP Pam Little	988	57.85%	<div style="width: 57.85%;"><div style="width: 57.85%;"></div></div>	214	728	46	0	0
DEM Alex Cornwallis	673	39.40%	<div style="width: 39.40%;"><div style="width: 39.40%;"></div></div>	156	491	25	1	0
LIB Christy Mowrey	46	2.69%	<div style="width: 2.69%;"><div style="width: 2.69%;"></div></div>	17	28	1	0	0
Write-In Totals	1	0.06%	<div style="width: 0.06%;"><div style="width: 0.06%;"></div></div>	0	1	0	0	0
Total Votes Cast	1,708	100.00%	<div style="width: 100%;"><div style="width: 100%;"></div></div>	387	1,248	72	1	0
Overvotes	0			0	0	0	0	0
Undervotes	50			13	33	4	0	0
Contest Totals	1,758			400	1,281	76	1	0

### State Senator, District 8

Vote For 1

	TOTAL	VOTE %		Election Day	Early Voting	Ballot By Mail	Provisional Ballots	Limited Ballots
REP Angela Paxton	954	55.56%	<div style="width: 55.56%;"><div style="width: 55.56%;"></div></div>	210	701	43	0	0
DEM Jonathan Cocks	714	41.58%	<div style="width: 41.58%;"><div style="width: 41.58%;"></div></div>	161	522	30	1	0
LIB Edward Kless	49	2.85%	<div style="width: 2.85%;"><div style="width: 2.85%;"></div></div>	16	32	1	0	0
Total Votes Cast	1,717	100.00%	<div style="width: 100%;"><div style="width: 100%;"></div></div>	387	1,255	74	1	0
Overvotes	0			0	0	0	0	0
Undervotes	41			13	26	2	0	0
Contest Totals	1,758			400	1,281	76	1	0

### State Representative, District 61

Vote For 1

	TOTAL	VOTE %		Election Day	Early Voting	Ballot By Mail	Provisional Ballots	Limited Ballots
REP Frederick Frazier	1,005	58.91%	<div style="width: 58.91%;"><div style="width: 58.91%;"></div></div>	223	735	47	0	0
DEM Sheena King	701	41.09%	<div style="width: 41.09%;"><div style="width: 41.09%;"></div></div>	162	513	25	1	0
Total Votes Cast	1,706	100.00%	<div style="width: 100%;"><div style="width: 100%;"></div></div>	385	1,248	72	1	0
Overvotes	0			0	0	0	0	0
Undervotes	52			15	33	4	0	0
Contest Totals	1,758			400	1,281	76	1	0



## PCT 211

### Justice, 5th Court of Appeals District, Place 4

Vote For 1

	TOTAL	VOTE %		Election Day	Early Voting	Ballot By Mail	Provisional Ballots	Limited Ballots
REP Emily A. Miskel	1,022	60.37%	<div style="width: 60.37%;"><div style="width: 60.37%;"></div></div>	223	750	49	0	0
DEM Maricela Moore	671	39.63%	<div style="width: 39.63%;"><div style="width: 39.63%;"></div></div>	158	490	22	1	0
Total Votes Cast	1,693	100.00%	<div style="width: 100.00%;"><div style="width: 100.00%;"></div></div>	381	1,240	71	1	0
Overvotes	0			0	0	0	0	0
Undervotes	65			19	41	5	0	0
Contest Totals	1,758			400	1,281	76	1	0

### Justice, 5th Court of Appeals District, Place 7

Vote For 1

	TOTAL	VOTE %		Election Day	Early Voting	Ballot By Mail	Provisional Ballots	Limited Ballots
REP Kristina Williams	1,005	59.40%	<div style="width: 59.40%;"><div style="width: 59.40%;"></div></div>	220	738	47	0	0
DEM Nancy Kennedy	687	40.60%	<div style="width: 40.60%;"><div style="width: 40.60%;"></div></div>	160	502	24	1	0
Total Votes Cast	1,692	100.00%	<div style="width: 100.00%;"><div style="width: 100.00%;"></div></div>	380	1,240	71	1	0
Overvotes	0			0	0	0	0	0
Undervotes	66			20	41	5	0	0
Contest Totals	1,758			400	1,281	76	1	0

### County Judge CCD

Vote For 1

	TOTAL	VOTE %		Election Day	Early Voting	Ballot By Mail	Provisional Ballots	Limited Ballots
REP Chris Hill	1,030	60.09%	<div style="width: 60.09%;"><div style="width: 60.09%;"></div></div>	227	752	51	0	0
DEM Joshua Murray	684	39.91%	<div style="width: 39.91%;"><div style="width: 39.91%;"></div></div>	159	501	23	1	0
Total Votes Cast	1,714	100.00%	<div style="width: 100.00%;"><div style="width: 100.00%;"></div></div>	386	1,253	74	1	0
Overvotes	0			0	0	0	0	0
Undervotes	44			14	28	2	0	0
Contest Totals	1,758			400	1,281	76	1	0

### District Clerk CCD




Vote For 1

	TOTAL	VOTE %		Election Day	Early Voting	Ballot By Mail	Provisional Ballots	Limited Ballots
REP Mike Gould	1,021	60.06%	<div style="width: 60.06%;"><div style="width: 60.06%;"></div></div>	220	752	49	0	0
DEM David Brignac	679	39.94%	<div style="width: 39.94%;"><div style="width: 39.94%;"></div></div>	162	493	23	1	0
Total Votes Cast	1,700	100.00%	<div style="width: 100.00%;"><div style="width: 100.00%;"></div></div>	382	1,245	72	1	0
Overvotes	0			0	0	0	0	0
Undervotes	58			18	36	4	0	0
Contest Totals	1,758			400	1,281	76	1	0

## PCT 211

### McKinney, City of - Local Option Election

Vote For 1

	TOTAL	VOTE %		Election Day	Early Voting	Ballot By Mail	Provisional Ballots	Limited Ballots
For	1,240	73.63%		282	909	49	0	0
Against	444	26.37%		96	325	22	1	0
Total Votes Cast	1,684	100.00%		378	1,234	71	1	0
Overvotes	0			0	0	0	0	0
Undervotes	74			22	47	5	0	0
Contest Totals	1,758			400	1,281	76	1	0

## PCT 212

### U. S. Representative, District 4

Vote For 1

	TOTAL	VOTE %	Election Day	Early Voting	Ballot By Mail	Provisional Ballots	Limited Ballots
REP Pat Fallon	1,248	45.33%	535	696	17	0	0
DEM Iro Omere	1,440	52.31%	549	860	31	0	0
LIB John Simmons	65	2.36%	27	38	0	0	0
Total Votes Cast	2,753	100.00%	1,111	1,594	48	0	0
Overvotes	0		0	0	0	0	0
Undervotes	46		19	27	0	0	0
Contest Totals	2,799		1,130	1,621	48	0	0

### Governor

Vote For 1

	TOTAL	VOTE %	Election Day	Early Voting	Ballot By Mail	Provisional Ballots	Limited Ballots
REP Greg Abbott	1,205	43.14%	505	683	17	0	0
DEM Beto O'Rourke	1,555	55.67%	609	916	30	0	0
LIB Mark Tippetts	22	0.79%	7	15	0	0	0
GRN Delilah Barrios	7	0.25%	4	3	0	0	0
Write-In Totals	4	0.14%	2	1	1	0	0
Total Votes Cast	2,793	100.00%	1,127	1,618	48	0	0
Overvotes	0		0	0	0	0	0
Undervotes	6		3	3	0	0	0
Contest Totals	2,799		1,130	1,621	48	0	0

### Lieutenant Governor

Vote For 1

	TOTAL	VOTE %	Election Day	Early Voting	Ballot By Mail	Provisional Ballots	Limited Ballots
REP Dan Patrick	1,193	43.22%	509	664	20	0	0
DEM Mike Collier	1,516	54.93%	589	900	27	0	0
LIB Shanna Steele	51	1.85%	21	30	0	0	0
Total Votes Cast	2,760	100.00%	1,119	1,594	47	0	0
Overvotes	0		0	0	0	0	0
Undervotes	39		11	27	1	0	0
Contest Totals	2,799		1,130	1,621	48	0	0

### Attorney General

Vote For 1

	TOTAL	VOTE %	Election Day	Early Voting	Ballot By Mail	Provisional Ballots	Limited Ballots
REP Ken Paxton	1,175	42.81%	503	655	17	0	0
DEM Rochelle Mercedes Garza	1,498	54.57%	585	885	28	0	0
LIB Mark Ash	72	2.62%	26	45	1	0	0
Total Votes Cast	2,745	100.00%	1,114	1,585	46	0	0
Overvotes	0		0	0	0	0	0
Undervotes	54		16	36	2	0	0
Contest Totals	2,799		1,130	1,621	48	0	0

## PCT 212

### Comptroller of Public Accounts

Vote For 1

	TOTAL	VOTE %	Election Day	Early Voting	Ballot By Mail	Provisional Ballots	Limited Ballots
REP Glenn Hegar	1,307	47.88%	558	729	20	0	0
DEM Janet T. Dudding	1,382	50.62%	521	835	26	0	0
LIB V. Alonzo Echevarria-Garza	41	1.50%	21	20	0	0	0
Total Votes Cast	2,730	100.00%	1,100	1,584	46	0	0
Overvotes	0		0	0	0	0	0
Undervotes	69		30	37	2	0	0
Contest Totals	2,799		1,130	1,621	48	0	0

### Commissioner of the General Land Office

Vote For 1

	TOTAL	VOTE %	Election Day	Early Voting	Ballot By Mail	Provisional Ballots	Limited Ballots
REP Dawn Buckingham	1,282	47.13%	551	712	19	0	0
DEM Jay Kleberg	1,411	51.88%	533	850	28	0	0
GRN Alfred Molison, Jr	27	0.99%	14	13	0	0	0
Write-In Totals	0	0.00%	0	0	0	0	0
Total Votes Cast	2,720	100.00%	1,098	1,575	47	0	0
Overvotes	0		0	0	0	0	0
Undervotes	79		32	46	1	0	0
Contest Totals	2,799		1,130	1,621	48	0	0

### Commissioner of Agriculture

Vote For 1

	TOTAL	VOTE %	Election Day	Early Voting	Ballot By Mail	Provisional Ballots	Limited Ballots
REP Sid Miller	1,280	47.18%	553	707	20	0	0
DEM Susan Hays	1,433	52.82%	544	862	27	0	0
Total Votes Cast	2,713	100.00%	1,097	1,569	47	0	0
Overvotes	0		0	0	0	0	0
Undervotes	86		33	52	1	0	0
Contest Totals	2,799		1,130	1,621	48	0	0

### Railroad Commissioner

Vote For 1

	TOTAL	VOTE %	Election Day	Early Voting	Ballot By Mail	Provisional Ballots	Limited Ballots
REP Wayne Christian	1,241	45.59%	526	697	18	0	0
DEM Luke Warford	1,414	51.95%	536	849	29	0	0
LIB Jaime Andres Diez	52	1.91%	27	25	0	0	0
GRN Hunter Wayne Crow	15	0.55%	7	8	0	0	0
Total Votes Cast	2,722	100.00%	1,096	1,579	47	0	0
Overvotes	0		0	0	0	0	0
Undervotes	77		34	42	1	0	0
Contest Totals	2,799		1,130	1,621	48	0	0

## PCT 212

### Justice, Supreme Court, Place 3

Vote For 1

	TOTAL	VOTE %	Election Day	Early Voting	Ballot By Mail	Provisional Ballots	Limited Ballots
REP Debra Lehrmann	1,213	44.58%	501	692	20	0	0
DEM Erin A. Nowell	1,456	53.51%	566	862	28	0	0
LIB Thomas Edward Oxford	52	1.91%	29	23	0	0	0
Total Votes Cast	2,721	100.00%	1,096	1,577	48	0	0
Overvotes	0		0	0	0	0	0
Undervotes	78		34	44	0	0	0
Contest Totals	2,799		1,130	1,621	48	0	0

### Justice, Supreme Court, Place 5

Vote For 1

	TOTAL	VOTE %	Election Day	Early Voting	Ballot By Mail	Provisional Ballots	Limited Ballots
REP Rebeca Huddle	1,230	45.37%	506	703	21	0	0
DEM Amanda Reichel	1,481	54.63%	587	867	27	0	0
Total Votes Cast	2,711	100.00%	1,093	1,570	48	0	0
Overvotes	0		0	0	0	0	0
Undervotes	88		37	51	0	0	0
Contest Totals	2,799		1,130	1,621	48	0	0

### Justice, Supreme Court, Place 9

Vote For 1

	TOTAL	VOTE %	Election Day	Early Voting	Ballot By Mail	Provisional Ballots	Limited Ballots
REP Evan Young	1,206	44.55%	497	691	18	0	0
DEM Julia Maldonado	1,501	55.45%	594	877	30	0	0
Total Votes Cast	2,707	100.00%	1,091	1,568	48	0	0
Overvotes	0		0	0	0	0	0
Undervotes	92		39	53	0	0	0
Contest Totals	2,799		1,130	1,621	48	0	0

### Judge, Court of Criminal Appeals, Place 5




Vote For 1

	TOTAL	VOTE %	Election Day	Early Voting	Ballot By Mail	Provisional Ballots	Limited Ballots
REP Scott Walker	1,217	45.09%	505	694	18	0	0
DEM Dana Huffman	1,482	54.91%	583	870	29	0	0
Total Votes Cast	2,699	100.00%	1,088	1,564	47	0	0
Overvotes	0		0	0	0	0	0
Undervotes	100		42	57	1	0	0
Contest Totals	2,799		1,130	1,621	48	0	0

## PCT 212






### Judge, Court of Criminal Appeals, Place 6

Vote For 1

	TOTAL	VOTE %		Election Day	Early Voting	Ballot By Mail	Provisional Ballots	Limited Ballots
REP Jesse F. McClure, III	1,222	45.43%		506	698	18	0	0
DEM Robert Johnson	1,468	54.57%		576	863	29	0	0
Total Votes Cast	2,690	100.00%		1,082	1,561	47	0	0
Overvotes	0			0	0	0	0	0
Undervotes	109			48	60	1	0	0
Contest Totals	2,799			1,130	1,621	48	0	0




### Member, State Board of Education, District 12 CCD

Vote For 1

	TOTAL	VOTE %		Election Day	Early Voting	Ballot By Mail	Provisional Ballots	Limited Ballots
REP Pam Little	1,224	45.13%		506	700	18	0	0
DEM Alex Cornwallis	1,427	52.62%		549	848	30	0	0
LIB Christy Mowrey	60	2.21%		34	26	0	0	0
Write-In Totals	1	0.04%		1	0	0	0	0
Total Votes Cast	2,712	100.00%		1,090	1,574	48	0	0
Overvotes	0			0	0	0	0	0
Undervotes	87			40	47	0	0	0
Contest Totals	2,799			1,130	1,621	48	0	0




### State Representative, District 61

Vote For 1

	TOTAL	VOTE %		Election Day	Early Voting	Ballot By Mail	Provisional Ballots	Limited Ballots
REP Frederick Frazier	1,229	45.52%		516	695	18	0	0
DEM Sheena King	1,471	54.48%		570	871	30	0	0
Total Votes Cast	2,700	100.00%		1,086	1,566	48	0	0
Overvotes	0			0	0	0	0	0
Undervotes	99			44	55	0	0	0
Contest Totals	2,799			1,130	1,621	48	0	0

### Justice, 5th Court of Appeals District, Place 4

Vote For 1

	TOTAL	VOTE %		Election Day	Early Voting	Ballot By Mail	Provisional Ballots	Limited Ballots
REP Emily A. Miskel	1,226	45.81%		517	689	20	0	0
DEM Maricela Moore	1,450	54.19%		557	866	27	0	0
Total Votes Cast	2,676	100.00%		1,074	1,555	47	0	0
Overvotes	0			0	0	0	0	0
Undervotes	123			56	66	1	0	0
Contest Totals	2,799			1,130	1,621	48	0	0

## PCT 212

### Justice, 5th Court of Appeals District, Place 7

Vote For 1

	TOTAL	VOTE %	Election Day	Early Voting	Ballot By Mail	Provisional Ballots	Limited Ballots
REP Kristina Williams	1,213	45.16%	505	690	18	0	0
DEM Nancy Kennedy	1,473	54.84%	572	871	30	0	0
Total Votes Cast	2,686	100.00%	1,077	1,561	48	0	0
Overvotes	0		0	0	0	0	0
Undervotes	113		53	60	0	0	0
Contest Totals	2,799		1,130	1,621	48	0	0

### County Judge CCD

Vote For 1

	TOTAL	VOTE %	Election Day	Early Voting	Ballot By Mail	Provisional Ballots	Limited Ballots
REP Chris Hill	1,248	46.09%	515	713	20	0	0
DEM Joshua Murray	1,460	53.91%	574	858	28	0	0
Total Votes Cast	2,708	100.00%	1,089	1,571	48	0	0
Overvotes	0		0	0	0	0	0
Undervotes	91		41	50	0	0	0
Contest Totals	2,799		1,130	1,621	48	0	0

### District Clerk CCD

Vote For 1

	TOTAL	VOTE %	Election Day	Early Voting	Ballot By Mail	Provisional Ballots	Limited Ballots
REP Mike Gould	1,262	47.04%	526	718	18	0	0
DEM David Brignac	1,421	52.96%	551	840	30	0	0
Total Votes Cast	2,683	100.00%	1,077	1,558	48	0	0
Overvotes	0		0	0	0	0	0
Undervotes	116		53	63	0	0	0
Contest Totals	2,799		1,130	1,621	48	0	0

### Justice of the Peace, Precinct 4

Vote For 1

	TOTAL	VOTE %	Election Day	Early Voting	Ballot By Mail	Provisional Ballots	Limited Ballots
REP Vincent Venegoni	1,224	45.60%	512	694	18	0	0
DEM Adam Kern	1,460	54.40%	565	866	29	0	0
Total Votes Cast	2,684	100.00%	1,077	1,560	47	0	0
Overvotes	0		0	0	0	0	0
Undervotes	115		53	61	1	0	0
Contest Totals	2,799		1,130	1,621	48	0	0

## PCT 213

### U. S. Representative, District 4

Vote For 1

	TOTAL	VOTE %	Election Day	Early Voting	Ballot By Mail	Provisional Ballots	Limited Ballots
REP Pat Fallon	898	49.50%	295	590	13	0	0
DEM Iro Omere	863	47.57%	215	636	11	1	0
LIB John Simmons	53	2.92%	23	30	0	0	0
Total Votes Cast	1,814	100.00%	533	1,256	24	1	0
Overvotes	0		0	0	0	0	0
Undervotes	34		14	20	0	0	0
Contest Totals	1,848		547	1,276	24	1	0

### Governor

Vote For 1

	TOTAL	VOTE %	Election Day	Early Voting	Ballot By Mail	Provisional Ballots	Limited Ballots
REP Greg Abbott	871	47.18%	283	575	13	0	0
DEM Beto O'Rourke	948	51.35%	256	680	11	1	0
LIB Mark Tippetts	22	1.19%	6	16	0	0	0
GRN Delilah Barrios	3	0.16%	1	2	0	0	0
Write-In Totals	2	0.11%	0	2	0	0	0
Total Votes Cast	1,846	100.00%	546	1,275	24	1	0
Overvotes	0		0	0	0	0	0
Undervotes	2		1	1	0	0	0
Contest Totals	1,848		547	1,276	24	1	0

### Lieutenant Governor

Vote For 1

	TOTAL	VOTE %	Election Day	Early Voting	Ballot By Mail	Provisional Ballots	Limited Ballots
REP Dan Patrick	862	47.16%	279	569	13	1	0
DEM Mike Collier	914	50.00%	238	665	11	0	0
LIB Shanna Steele	52	2.84%	20	32	0	0	0
Total Votes Cast	1,828	100.00%	537	1,266	24	1	0
Overvotes	0		0	0	0	0	0
Undervotes	20		10	10	0	0	0
Contest Totals	1,848		547	1,276	24	1	0

### Attorney General

Vote For 1

	TOTAL	VOTE %	Election Day	Early Voting	Ballot By Mail	Provisional Ballots	Limited Ballots
REP Ken Paxton	871	47.86%	290	568	13	0	0
DEM Rochelle Mercedes Garza	908	49.89%	235	661	11	1	0
LIB Mark Ash	41	2.25%	9	32	0	0	0
Total Votes Cast	1,820	100.00%	534	1,261	24	1	0
Overvotes	0		0	0	0	0	0
Undervotes	28		13	15	0	0	0
Contest Totals	1,848		547	1,276	24	1	0



## PCT 213

### Comptroller of Public Accounts

Vote For 1

	TOTAL	VOTE %	Election Day	Early Voting	Ballot By Mail	Provisional Ballots	Limited Ballots
REP Glenn Hegar	909	50.30%	296	599	14	0	0
DEM Janet T. Dudding	866	47.92%	225	630	10	1	0
LIB V. Alonzo Echevarria-Garza	32	1.77%	9	23	0	0	0
Total Votes Cast	1,807	100.00%	530	1,252	24	1	0
Overvotes	0		0	0	0	0	0
Undervotes	41		17	24	0	0	0
Contest Totals	1,848		547	1,276	24	1	0

### Commissioner of the General Land Office

Vote For 1

	TOTAL	VOTE %	Election Day	Early Voting	Ballot By Mail	Provisional Ballots	Limited Ballots
REP Dawn Buckingham	918	50.72%	297	608	13	0	0
DEM Jay Kleberg	869	48.01%	225	632	11	1	0
GRN Alfred Molison, Jr	23	1.27%	10	13	0	0	0
Write-In Totals	0	0.00%	0	0	0	0	0
Total Votes Cast	1,810	100.00%	532	1,253	24	1	0
Overvotes	0		0	0	0	0	0
Undervotes	38		15	23	0	0	0
Contest Totals	1,848		547	1,276	24	1	0

### Commissioner of Agriculture

Vote For 1

	TOTAL	VOTE %	Election Day	Early Voting	Ballot By Mail	Provisional Ballots	Limited Ballots
REP Sid Miller	914	50.78%	293	608	13	0	0
DEM Susan Hays	886	49.22%	235	639	11	1	0
Total Votes Cast	1,800	100.00%	528	1,247	24	1	0
Overvotes	0		0	0	0	0	0
Undervotes	48		19	29	0	0	0
Contest Totals	1,848		547	1,276	24	1	0

### Railroad Commissioner

Vote For 1

	TOTAL	VOTE %	Election Day	Early Voting	Ballot By Mail	Provisional Ballots	Limited Ballots
REP Wayne Christian	903	50.17%	293	597	13	0	0
DEM Luke Warford	850	47.22%	217	621	11	1	0
LIB Jaime Andres Diez	35	1.94%	13	22	0	0	0
GRN Hunter Wayne Crow	12	0.67%	1	11	0	0	0
Total Votes Cast	1,800	100.00%	524	1,251	24	1	0
Overvotes	0		0	0	0	0	0
Undervotes	48		23	25	0	0	0
Contest Totals	1,848		547	1,276	24	1	0

## PCT 213

### Justice, Supreme Court, Place 3

Vote For 1

	TOTAL	VOTE %	Election Day	Early Voting	Ballot By Mail	Provisional Ballots	Limited Ballots
REP Debra Lehrmann	899	49.97%	290	597	12	0	0
DEM Erin A. Nowell	868	48.25%	230	626	11	1	0
LIB Thomas Edward Oxford	32	1.78%	9	22	1	0	0
Total Votes Cast	1,799	100.00%	529	1,245	24	1	0
Overvotes	0		0	0	0	0	0
Undervotes	49		18	31	0	0	0
Contest Totals	1,848		547	1,276	24	1	0

### Justice, Supreme Court, Place 5

Vote For 1

	TOTAL	VOTE %	Election Day	Early Voting	Ballot By Mail	Provisional Ballots	Limited Ballots
REP Rebeca Huddle	907	50.64%	291	603	13	0	0
DEM Amanda Reichel	884	49.36%	236	636	11	1	0
Total Votes Cast	1,791	100.00%	527	1,239	24	1	0
Overvotes	0		0	0	0	0	0
Undervotes	57		20	37	0	0	0
Contest Totals	1,848		547	1,276	24	1	0

### Justice, Supreme Court, Place 9

Vote For 1

	TOTAL	VOTE %	Election Day	Early Voting	Ballot By Mail	Provisional Ballots	Limited Ballots
REP Evan Young	889	49.66%	288	588	13	0	0
DEM Julia Maldonado	901	50.34%	237	652	11	1	0
Total Votes Cast	1,790	100.00%	525	1,240	24	1	0
Overvotes	0		0	0	0	0	0
Undervotes	58		22	36	0	0	0
Contest Totals	1,848		547	1,276	24	1	0

### Judge, Court of Criminal Appeals, Place 5

Vote For 1

	TOTAL	VOTE %	Election Day	Early Voting	Ballot By Mail	Provisional Ballots	Limited Ballots
REP Scott Walker	902	50.33%	291	598	13	0	0
DEM Dana Huffman	890	49.67%	234	644	11	1	0
Total Votes Cast	1,792	100.00%	525	1,242	24	1	0
Overvotes	0		0	0	0	0	0
Undervotes	56		22	34	0	0	0
Contest Totals	1,848		547	1,276	24	1	0

## PCT 213

### Judge, Court of Criminal Appeals, Place 6

Vote For 1

	TOTAL	VOTE %		Election Day	Early Voting	Ballot By Mail	Provisional Ballots	Limited Ballots
REP Jesse F. McClure, III	904	50.70%	<div style="width: 50.70%;"><div style="width: 50.70%;"></div></div>	292	599	13	0	0
DEM Robert Johnson	879	49.30%	<div style="width: 49.30%;"><div style="width: 49.30%;"></div></div>	233	634	11	1	0
Total Votes Cast	1,783	100.00%	<div style="width: 100.00%;"><div style="width: 100.00%;"></div></div>	525	1,233	24	1	0
Overvotes	0			0	0	0	0	0
Undervotes	65			22	43	0	0	0
Contest Totals	1,848			547	1,276	24	1	0

### Member, State Board of Education, District 12 CCD

Vote For 1

	TOTAL	VOTE %		Election Day	Early Voting	Ballot By Mail	Provisional Ballots	Limited Ballots
REP Pam Little	880	49.13%	<div style="width: 49.13%;"><div style="width: 49.13%;"></div></div>	280	588	12	0	0
DEM Alex Cornwallis	870	48.58%	<div style="width: 48.58%;"><div style="width: 48.58%;"></div></div>	235	623	11	1	0
LIB Christy Mowrey	40	2.23%	<div style="width: 2.23%;"><div style="width: 2.23%;"></div></div>	12	27	1	0	0
Write-In Totals	1	0.06%	<div style="width: 0.06%;"><div style="width: 0.06%;"></div></div>	1	0	0	0	0
Total Votes Cast	1,791	100.00%	<div style="width: 100.00%;"><div style="width: 100.00%;"></div></div>	528	1,238	24	1	0
Overvotes	0			0	0	0	0	0
Undervotes	57			19	38	0	0	0
Contest Totals	1,848			547	1,276	24	1	0

### State Senator, District 8

Vote For 1

	TOTAL	VOTE %		Election Day	Early Voting	Ballot By Mail	Provisional Ballots	Limited Ballots
REP Angela Paxton	888	49.06%	<div style="width: 49.06%;"><div style="width: 49.06%;"></div></div>	292	584	12	0	0
DEM Jonathan Cocks	883	48.78%	<div style="width: 48.78%;"><div style="width: 48.78%;"></div></div>	231	640	11	1	0
LIB Edward Kless	39	2.15%	<div style="width: 2.15%;"><div style="width: 2.15%;"></div></div>	10	28	1	0	0
Total Votes Cast	1,810	100.00%	<div style="width: 100.00%;"><div style="width: 100.00%;"></div></div>	533	1,252	24	1	0
Overvotes	0			0	0	0	0	0
Undervotes	38			14	24	0	0	0
Contest Totals	1,848			547	1,276	24	1	0

### State Representative, District 61

Vote For 1

	TOTAL	VOTE %		Election Day	Early Voting	Ballot By Mail	Provisional Ballots	Limited Ballots
REP Frederick Frazier	913	50.89%	<div style="width: 50.89%;"><div style="width: 50.89%;"></div></div>	298	601	14	0	0
DEM Sheena King	881	49.11%	<div style="width: 49.11%;"><div style="width: 49.11%;"></div></div>	230	640	10	1	0
Total Votes Cast	1,794	100.00%	<div style="width: 100.00%;"><div style="width: 100.00%;"></div></div>	528	1,241	24	1	0
Overvotes	0			0	0	0	0	0
Undervotes	54			19	35	0	0	0
Contest Totals	1,848			547	1,276	24	1	0

## PCT 213

### Justice, 5th Court of Appeals District, Place 4

Vote For 1

	TOTAL	VOTE %		Election Day	Early Voting	Ballot By Mail	Provisional Ballots	Limited Ballots
REP Emily A. Miskel	908	50.95%	<div style="width: 50.95%;"><div style="width: 50.95%;"></div></div>	297	598	13	0	0
DEM Maricela Moore	874	49.05%	<div style="width: 49.05%;"><div style="width: 49.05%;"></div></div>	227	635	11	1	0
Total Votes Cast	1,782	100.00%	<div style="width: 100.00%;"><div style="width: 100.00%;"></div></div>	524	1,233	24	1	0
Overvotes	0			0	0	0	0	0
Undervotes	66			23	43	0	0	0
Contest Totals	1,848			547	1,276	24	1	0

### Justice, 5th Court of Appeals District, Place 7

Vote For 1

	TOTAL	VOTE %		Election Day	Early Voting	Ballot By Mail	Provisional Ballots	Limited Ballots
REP Kristina Williams	884	49.77%	<div style="width: 49.77%;"><div style="width: 49.77%;"></div></div>	285	586	13	0	0
DEM Nancy Kennedy	892	50.23%	<div style="width: 50.23%;"><div style="width: 50.23%;"></div></div>	233	647	11	1	0
Total Votes Cast	1,776	100.00%	<div style="width: 100.00%;"><div style="width: 100.00%;"></div></div>	518	1,233	24	1	0
Overvotes	0			0	0	0	0	0
Undervotes	72			29	43	0	0	0
Contest Totals	1,848			547	1,276	24	1	0

### County Judge CCD

Vote For 1

	TOTAL	VOTE %		Election Day	Early Voting	Ballot By Mail	Provisional Ballots	Limited Ballots
REP Chris Hill	906	50.50%	<div style="width: 50.50%;"><div style="width: 50.50%;"></div></div>	290	603	13	0	0
DEM Joshua Murray	888	49.50%	<div style="width: 49.50%;"><div style="width: 49.50%;"></div></div>	237	639	11	1	0
Total Votes Cast	1,794	100.00%	<div style="width: 100.00%;"><div style="width: 100.00%;"></div></div>	527	1,242	24	1	0
Overvotes	0			0	0	0	0	0
Undervotes	54			20	34	0	0	0
Contest Totals	1,848			547	1,276	24	1	0

### District Clerk CCD

Vote For 1

	TOTAL	VOTE %		Election Day	Early Voting	Ballot By Mail	Provisional Ballots	Limited Ballots
REP Mike Gould	910	51.21%	<div style="width: 51.21%;"><div style="width: 51.21%;"></div></div>	299	598	13	0	0
DEM David Brignac	867	48.79%	<div style="width: 48.79%;"><div style="width: 48.79%;"></div></div>	225	630	11	1	0
Total Votes Cast	1,777	100.00%	<div style="width: 100.00%;"><div style="width: 100.00%;"></div></div>	524	1,228	24	1	0
Overvotes	0			0	0	0	0	0
Undervotes	71			23	48	0	0	0
Contest Totals	1,848			547	1,276	24	1	0

## PCT 213

### Justice of the Peace, Precinct 4

Vote For 1

	TOTAL	VOTE %		Election Day	Early Voting	Ballot By Mail	Provisional Ballots	Limited Ballots
REP Vincent Venegoni	896	50.22%		292	591	13	0	0
DEM Adam Kern	888	49.78%		232	644	11	1	0
Total Votes Cast	1,784	100.00%		524	1,235	24	1	0
Overvotes	0			0	0	0	0	0
Undervotes	64			23	41	0	0	0
Contest Totals	1,848			547	1,276	24	1	0

### McKinney, City of - Local Option Election

Vote For 1

	TOTAL	VOTE %		Election Day	Early Voting	Ballot By Mail	Provisional Ballots	Limited Ballots
For	1,216	70.01%		338	866	12	0	0
Against	521	29.99%		170	342	9	0	0
Total Votes Cast	1,737	100.00%		508	1,208	21	0	0
Overvotes	0			0	0	0	0	0
Undervotes	111			39	68	3	1	0
Contest Totals	1,848			547	1,276	24	1	0

## PCT 214

### U. S. Representative District 3

Vote For 1

	TOTAL	VOTE %	Election Day	Early Voting	Ballot By Mail	Provisional Ballots	Limited Ballots
REP Keith Self	2,052	76.62%	452	1,539	59	2	0
DEM Sandeep Srivastava	550	20.54%	131	404	15	0	0
LIB Christopher Claytor	76	2.84%	21	51	4	0	0
Total Votes Cast	2,678	100.00%	604	1,994	78	2	0
Overvotes	0		0	0	0	0	0
Undervotes	38		11	22	5	0	0
Contest Totals	2,716		615	2,016	83	2	0

### Governor

Vote For 1

	TOTAL	VOTE %	Election Day	Early Voting	Ballot By Mail	Provisional Ballots	Limited Ballots
REP Greg Abbott	2,075	76.48%	453	1,557	63	2	0
DEM Beto O'Rourke	610	22.48%	155	439	16	0	0
LIB Mark Tippetts	22	0.81%	6	14	2	0	0
GRN Delilah Barrios	6	0.22%	1	4	1	0	0
Write-In Totals	0	0.00%	0	0	0	0	0
Total Votes Cast	2,713	100.00%	615	2,014	82	2	0
Overvotes	0		0	0	0	0	0
Undervotes	3		0	2	1	0	0
Contest Totals	2,716		615	2,016	83	2	0

### Lieutenant Governor

Vote For 1

	TOTAL	VOTE %	Election Day	Early Voting	Ballot By Mail	Provisional Ballots	Limited Ballots
REP Dan Patrick	2,022	75.00%	441	1,517	62	2	0
DEM Mike Collier	624	23.15%	145	458	21	0	0
LIB Shanna Steele	50	1.85%	18	32	0	0	0
Total Votes Cast	2,696	100.00%	604	2,007	83	2	0
Overvotes	0		0	0	0	0	0
Undervotes	20		11	9	0	0	0
Contest Totals	2,716		615	2,016	83	2	0

### Attorney General

Vote For 1

	TOTAL	VOTE %	Election Day	Early Voting	Ballot By Mail	Provisional Ballots	Limited Ballots
REP Ken Paxton	1,992	74.41%	450	1,481	59	2	0
DEM Rochelle Mercedes Garza	615	22.97%	135	458	22	0	0
LIB Mark Ash	70	2.61%	19	51	0	0	0
Total Votes Cast	2,677	100.00%	604	1,990	81	2	0
Overvotes	0		0	0	0	0	0
Undervotes	39		11	26	2	0	0
Contest Totals	2,716		615	2,016	83	2	0

## PCT 214

### Comptroller of Public Accounts

Vote For 1

	TOTAL	VOTE %	Election Day	Early Voting	Ballot By Mail	Provisional Ballots	Limited Ballots
REP Glenn Hegar	2,110	78.88%	468	1,574	66	2	0
DEM Janet T. Dudding	531	19.85%	117	399	15	0	0
LIB V. Alonzo Echevarria-Garza	34	1.27%	12	21	1	0	0
Total Votes Cast	2,675	100.00%	597	1,994	82	2	0
Overvotes	0		0	0	0	0	0
Undervotes	41		18	22	1	0	0
Contest Totals	2,716		615	2,016	83	2	0

### Commissioner of the General Land Office

Vote For 1

	TOTAL	VOTE %	Election Day	Early Voting	Ballot By Mail	Provisional Ballots	Limited Ballots
REP Dawn Buckingham	2,115	79.36%	468	1,580	65	2	0
DEM Jay Kleberg	537	20.15%	120	400	17	0	0
GRN Alfred Molison, Jr	13	0.49%	5	8	0	0	0
Write-In Totals	0	0.00%	0	0	0	0	0
Total Votes Cast	2,665	100.00%	593	1,988	82	2	0
Overvotes	0		0	0	0	0	0
Undervotes	51		22	28	1	0	0
Contest Totals	2,716		615	2,016	83	2	0

### Commissioner of Agriculture

Vote For 1

	TOTAL	VOTE %	Election Day	Early Voting	Ballot By Mail	Provisional Ballots	Limited Ballots
REP Sid Miller	2,077	78.38%	457	1,554	64	2	0
DEM Susan Hays	573	21.62%	131	424	18	0	0
Total Votes Cast	2,650	100.00%	588	1,978	82	2	0
Overvotes	0		0	0	0	0	0
Undervotes	66		27	38	1	0	0
Contest Totals	2,716		615	2,016	83	2	0

### Railroad Commissioner

Vote For 1

	TOTAL	VOTE %	Election Day	Early Voting	Ballot By Mail	Provisional Ballots	Limited Ballots
REP Wayne Christian	2,070	77.85%	460	1,544	64	2	0
DEM Luke Warford	532	20.01%	117	397	18	0	0
LIB Jaime Andres Diez	45	1.69%	11	34	0	0	0
GRN Hunter Wayne Crow	12	0.45%	4	8	0	0	0
Total Votes Cast	2,659	100.00%	592	1,983	82	2	0
Overvotes	0		0	0	0	0	0
Undervotes	57		23	33	1	0	0
Contest Totals	2,716		615	2,016	83	2	0

## PCT 214

### Justice, Supreme Court, Place 3

Vote For 1

	TOTAL	VOTE %	Election Day	Early Voting	Ballot By Mail	Provisional Ballots	Limited Ballots
REP Debra Lehrmann	2,074	77.97%	457	1,547	68	2	0
DEM Erin A. Nowell	554	20.83%	130	411	13	0	0
LIB Thomas Edward Oxford	32	1.20%	9	22	1	0	0
Total Votes Cast	2,660	100.00%	596	1,980	82	2	0
Overvotes	0		0	0	0	0	0
Undervotes	56		19	36	1	0	0
Contest Totals	2,716		615	2,016	83	2	0

### Justice, Supreme Court, Place 5

Vote For 1

	TOTAL	VOTE %	Election Day	Early Voting	Ballot By Mail	Provisional Ballots	Limited Ballots
REP Rebeca Huddle	2,093	78.77%	464	1,560	67	2	0
DEM Amanda Reichel	564	21.23%	132	417	15	0	0
Total Votes Cast	2,657	100.00%	596	1,977	82	2	0
Overvotes	0		0	0	0	0	0
Undervotes	59		19	39	1	0	0
Contest Totals	2,716		615	2,016	83	2	0

### Justice, Supreme Court, Place 9

Vote For 1

	TOTAL	VOTE %	Election Day	Early Voting	Ballot By Mail	Provisional Ballots	Limited Ballots
REP Evan Young	2,080	78.28%	459	1,550	69	2	0
DEM Julia Maldonado	577	21.72%	136	428	13	0	0
Total Votes Cast	2,657	100.00%	595	1,978	82	2	0
Overvotes	0		0	0	0	0	0
Undervotes	59		20	38	1	0	0
Contest Totals	2,716		615	2,016	83	2	0

### Judge, Court of Criminal Appeals, Place 5

Vote For 1

	TOTAL	VOTE %	Election Day	Early Voting	Ballot By Mail	Provisional Ballots	Limited Ballots
REP Scott Walker	2,080	78.64%	457	1,555	66	2	0
DEM Dana Huffman	565	21.36%	135	416	14	0	0
Total Votes Cast	2,645	100.00%	592	1,971	80	2	0
Overvotes	0		0	0	0	0	0
Undervotes	71		23	45	3	0	0
Contest Totals	2,716		615	2,016	83	2	0



## PCT 214

### Judge, Court of Criminal Appeals, Place 6

Vote For 1

	TOTAL	VOTE %	Election Day	Early Voting	Ballot By Mail	Provisional Ballots	Limited Ballots
REP Jesse F. McClure, III	2,098	79.26%	466	1,565	65	2	0
DEM Robert Johnson	549	20.74%	124	410	15	0	0
Total Votes Cast	2,647	100.00%	590	1,975	80	2	0
Overvotes	0		0	0	0	0	0
Undervotes	69		25	41	3	0	0
Contest Totals	2,716		615	2,016	83	2	0

### Member, State Board of Education, District 12 CCD

Vote For 1

	TOTAL	VOTE %	Election Day	Early Voting	Ballot By Mail	Provisional Ballots	Limited Ballots
REP Pam Little	2,046	77.38%	451	1,526	67	2	0
DEM Alex Cornwallis	536	20.27%	119	404	13	0	0
LIB Christy Mowrey	62	2.34%	22	38	2	0	0
Write-In Totals	0	0.00%	0	0	0	0	0
Total Votes Cast	2,644	100.00%	592	1,968	82	2	0
Overvotes	0		0	0	0	0	0
Undervotes	72		23	48	1	0	0
Contest Totals	2,716		615	2,016	83	2	0

### State Senator, District 8

Vote For 1

	TOTAL	VOTE %	Election Day	Early Voting	Ballot By Mail	Provisional Ballots	Limited Ballots
REP Angela Paxton	2,004	75.79%	454	1,486	62	2	0
DEM Jonathan Cocks	590	22.31%	129	442	19	0	0
LIB Edward Kless	50	1.89%	14	36	0	0	0
Total Votes Cast	2,644	100.00%	597	1,964	81	2	0
Overvotes	0		0	0	0	0	0
Undervotes	72		18	52	2	0	0
Contest Totals	2,716		615	2,016	83	2	0

### State Representative, District 66

Vote For 1

	TOTAL	VOTE %	Election Day	Early Voting	Ballot By Mail	Provisional Ballots	Limited Ballots
REP Matt Shaheen	2,088	78.94%	463	1,555	68	2	0
DEM Jesse Ringness	557	21.06%	128	415	14	0	0
Total Votes Cast	2,645	100.00%	591	1,970	82	2	0
Overvotes	0		0	0	0	0	0
Undervotes	71		24	46	1	0	0
Contest Totals	2,716		615	2,016	83	2	0

## PCT 214

### Justice, 5th Court of Appeals District, Place 4

Vote For 1

	TOTAL	VOTE %	Election Day	Early Voting	Ballot By Mail	Provisional Ballots	Limited Ballots
REP Emily A. Miskel	2,079	78.87%	459	1,552	66	2	0
DEM Maricela Moore	557	21.13%	129	412	16	0	0
Total Votes Cast	2,636	100.00%	588	1,964	82	2	0
Overvotes	0		0	0	0	0	0
Undervotes	80		27	52	1	0	0
Contest Totals	2,716		615	2,016	83	2	0

### Justice, 5th Court of Appeals District, Place 7

Vote For 1

	TOTAL	VOTE %	Election Day	Early Voting	Ballot By Mail	Provisional Ballots	Limited Ballots
REP Kristina Williams	2,075	78.66%	459	1,549	65	2	0
DEM Nancy Kennedy	563	21.34%	128	418	17	0	0
Total Votes Cast	2,638	100.00%	587	1,967	82	2	0
Overvotes	0		0	0	0	0	0
Undervotes	78		28	49	1	0	0
Contest Totals	2,716		615	2,016	83	2	0

### County Judge CCD

Vote For 1

	TOTAL	VOTE %	Election Day	Early Voting	Ballot By Mail	Provisional Ballots	Limited Ballots
REP Chris Hill	2,083	78.66%	461	1,553	67	2	0
DEM Joshua Murray	565	21.34%	128	423	14	0	0
Total Votes Cast	2,648	100.00%	589	1,976	81	2	0
Overvotes	0		0	0	0	0	0
Undervotes	68		26	40	2	0	0
Contest Totals	2,716		615	2,016	83	2	0

### District Clerk CCD




Vote For 1

	TOTAL	VOTE %	Election Day	Early Voting	Ballot By Mail	Provisional Ballots	Limited Ballots
REP Mike Gould	2,099	79.60%	466	1,561	70	2	0
DEM David Brignac	538	20.40%	125	401	12	0	0
Total Votes Cast	2,637	100.00%	591	1,962	82	2	0
Overvotes	0		0	0	0	0	0
Undervotes	79		24	54	1	0	0
Contest Totals	2,716		615	2,016	83	2	0

## PCT 214

### Justice of the Peace, Precinct 4

Vote For 1

	TOTAL	VOTE %		Election Day	Early Voting	Ballot By Mail	Provisional Ballots	Limited Ballots
REP Vincent Venegoni	2,067	78.86%		458	1,541	66	2	0
DEM Adam Kern	554	21.14%		128	413	13	0	0
Total Votes Cast	2,621	100.00%		586	1,954	79	2	0
Overvotes	0			0	0	0	0	0
Undervotes	95			29	62	4	0	0
Contest Totals	2,716			615	2,016	83	2	0

## PCT 215

### U. S. Representative District 3

Vote For 1

	TOTAL	VOTE %	Election Day	Early Voting	Ballot By Mail	Provisional Ballots	Limited Ballots
REP Keith Self	686	66.60%	221	448	14	3	0
DEM Sandeep Srivastava	311	30.19%	92	205	11	3	0
LIB Christopher Claytor	33	3.20%	8	24	0	1	0
Total Votes Cast	1,030	100.00%	321	677	25	7	0
Overvotes	0		0	0	0	0	0
Undervotes	26		5	21	0	0	0
Contest Totals	1,056		326	698	25	7	0

### Governor

Vote For 1

	TOTAL	VOTE %	Election Day	Early Voting	Ballot By Mail	Provisional Ballots	Limited Ballots
REP Greg Abbott	702	66.67%	220	467	14	1	0
DEM Beto O'Rourke	332	31.53%	98	219	11	4	0
LIB Mark Tippetts	14	1.33%	4	9	0	1	0
GRN Delilah Barrios	5	0.47%	3	2	0	0	0
Write-In Totals	0	0.00%	0	0	0	0	0
Total Votes Cast	1,053	100.00%	325	697	25	6	0
Overvotes	0		0	0	0	0	0
Undervotes	3		1	1	0	1	0
Contest Totals	1,056		326	698	25	7	0

### Lieutenant Governor

Vote For 1

	TOTAL	VOTE %	Election Day	Early Voting	Ballot By Mail	Provisional Ballots	Limited Ballots
REP Dan Patrick	683	65.61%	212	456	14	1	0
DEM Mike Collier	321	30.84%	95	212	11	3	0
LIB Shanna Steele	37	3.55%	15	20	0	2	0
Total Votes Cast	1,041	100.00%	322	688	25	6	0
Overvotes	0		0	0	0	0	0
Undervotes	15		4	10	0	1	0
Contest Totals	1,056		326	698	25	7	0

### Attorney General

Vote For 1

	TOTAL	VOTE %	Election Day	Early Voting	Ballot By Mail	Provisional Ballots	Limited Ballots
REP Ken Paxton	669	64.70%	218	438	12	1	0
DEM Rochelle Mercedes Garza	322	31.14%	91	216	10	5	0
LIB Mark Ash	43	4.16%	14	27	2	0	0
Total Votes Cast	1,034	100.00%	323	681	24	6	0
Overvotes	0		0	0	0	0	0
Undervotes	22		3	17	1	1	0
Contest Totals	1,056		326	698	25	7	0

## PCT 215

### Comptroller of Public Accounts

Vote For 1

	TOTAL	VOTE %	Election Day	Early Voting	Ballot By Mail	Provisional Ballots	Limited Ballots
REP Glenn Hegar	693	67.68%	221	459	12	1	0
DEM Janet T. Dudding	305	29.79%	85	205	11	4	0
LIB V. Alonzo Echevarria-Garza	26	2.54%	11	14	0	1	0
Total Votes Cast	1,024	100.00%	317	678	23	6	0
Overvotes	0		0	0	0	0	0
Undervotes	32		9	20	2	1	0
Contest Totals	1,056		326	698	25	7	0

### Commissioner of the General Land Office

Vote For 1

	TOTAL	VOTE %	Election Day	Early Voting	Ballot By Mail	Provisional Ballots	Limited Ballots
REP Dawn Buckingham	698	68.03%	225	460	12	1	0
DEM Jay Kleberg	317	30.90%	91	212	10	4	0
GRN Alfred Molison, Jr	10	0.97%	2	7	0	1	0
Write-In Totals	1	0.10%	0	1	0	0	0
Total Votes Cast	1,026	100.00%	318	680	22	6	0
Overvotes	0		0	0	0	0	0
Undervotes	30		8	18	3	1	0
Contest Totals	1,056		326	698	25	7	0

### Commissioner of Agriculture

Vote For 1

	TOTAL	VOTE %	Election Day	Early Voting	Ballot By Mail	Provisional Ballots	Limited Ballots
REP Sid Miller	699	68.26%	229	458	10	2	0
DEM Susan Hays	325	31.74%	90	218	13	4	0
Total Votes Cast	1,024	100.00%	319	676	23	6	0
Overvotes	0		0	0	0	0	0
Undervotes	32		7	22	2	1	0
Contest Totals	1,056		326	698	25	7	0

### Railroad Commissioner

Vote For 1

	TOTAL	VOTE %	Election Day	Early Voting	Ballot By Mail	Provisional Ballots	Limited Ballots
REP Wayne Christian	688	66.80%	220	455	12	1	0
DEM Luke Warford	298	28.93%	84	199	11	4	0
LIB Jaime Andres Diez	30	2.91%	11	18	0	1	0
GRN Hunter Wayne Crow	14	1.36%	5	9	0	0	0
Total Votes Cast	1,030	100.00%	320	681	23	6	0
Overvotes	0		0	0	0	0	0
Undervotes	26		6	17	2	1	0
Contest Totals	1,056		326	698	25	7	0

## PCT 215

### Justice, Supreme Court, Place 3

Vote For 1

	TOTAL	VOTE %	Election Day	Early Voting	Ballot By Mail	Provisional Ballots	Limited Ballots
REP Debra Lehrmann	687	67.16%	219	452	14	2	0
DEM Erin A. Nowell	310	30.30%	87	208	11	4	0
LIB Thomas Edward Oxford	26	2.54%	9	17	0	0	0
Total Votes Cast	1,023	100.00%	315	677	25	6	0
Overvotes	0		0	0	0	0	0
Undervotes	33		11	21	0	1	0
Contest Totals	1,056		326	698	25	7	0

### Justice, Supreme Court, Place 5

Vote For 1

	TOTAL	VOTE %	Election Day	Early Voting	Ballot By Mail	Provisional Ballots	Limited Ballots
REP Rebeca Huddle	706	69.15%	223	468	14	1	0
DEM Amanda Reichel	315	30.85%	89	210	11	5	0
Total Votes Cast	1,021	100.00%	312	678	25	6	0
Overvotes	0		0	0	0	0	0
Undervotes	35		14	20	0	1	0
Contest Totals	1,056		326	698	25	7	0

### Justice, Supreme Court, Place 9

Vote For 1

	TOTAL	VOTE %	Election Day	Early Voting	Ballot By Mail	Provisional Ballots	Limited Ballots
REP Evan Young	696	68.24%	219	461	14	2	0
DEM Julia Maldonado	324	31.76%	93	216	11	4	0
Total Votes Cast	1,020	100.00%	312	677	25	6	0
Overvotes	0		0	0	0	0	0
Undervotes	36		14	21	0	1	0
Contest Totals	1,056		326	698	25	7	0

### Judge, Court of Criminal Appeals, Place 5

Vote For 1

	TOTAL	VOTE %	Election Day	Early Voting	Ballot By Mail	Provisional Ballots	Limited Ballots
REP Scott Walker	700	68.83%	220	464	14	2	0
DEM Dana Huffman	317	31.17%	91	211	11	4	0
Total Votes Cast	1,017	100.00%	311	675	25	6	0
Overvotes	0		0	0	0	0	0
Undervotes	39		15	23	0	1	0
Contest Totals	1,056		326	698	25	7	0

## PCT 215

### Judge, Court of Criminal Appeals, Place 6

Vote For 1

	TOTAL	VOTE %		Election Day	Early Voting	Ballot By Mail	Provisional Ballots	Limited Ballots
REP Jesse F. McClure, III	702	68.82%		221	465	14	2	0
DEM Robert Johnson	318	31.18%		91	212	11	4	0
Total Votes Cast	1,020	100.00%		312	677	25	6	0
Overvotes	0			0	0	0	0	0
Undervotes	36			14	21	0	1	0
Contest Totals	1,056			326	698	25	7	0

### Member, State Board of Education, District 12 CCD

Vote For 1

	TOTAL	VOTE %		Election Day	Early Voting	Ballot By Mail	Provisional Ballots	Limited Ballots
REP Pam Little	686	67.65%		215	458	12	1	0
DEM Alex Cornwallis	296	29.19%		84	197	11	4	0
LIB Christy Mowrey	32	3.16%		13	18	0	1	0
Write-In Totals	0	0.00%		0	0	0	0	0
Total Votes Cast	1,014	100.00%		312	673	23	6	0
Overvotes	0			0	0	0	0	0
Undervotes	42			14	25	2	1	0
Contest Totals	1,056			326	698	25	7	0

### State Senator, District 8

Vote For 1

	TOTAL	VOTE %		Election Day	Early Voting	Ballot By Mail	Provisional Ballots	Limited Ballots
REP Angela Paxton	668	65.55%		213	442	12	1	0
DEM Jonathan Cocks	315	30.91%		90	209	12	4	0
LIB Edward Kless	36	3.53%		10	24	1	1	0
Total Votes Cast	1,019	100.00%		313	675	25	6	0
Overvotes	0			0	0	0	0	0
Undervotes	37			13	23	0	1	0
Contest Totals	1,056			326	698	25	7	0

### State Representative, District 67

Vote For 1

	TOTAL	VOTE %		Election Day	Early Voting	Ballot By Mail	Provisional Ballots	Limited Ballots
REP Jeff Leach	699	68.73%		219	465	13	2	0
DEM Kevin Morris	318	31.27%		93	210	11	4	0
Total Votes Cast	1,017	100.00%		312	675	24	6	0
Overvotes	0			0	0	0	0	0
Undervotes	39			14	23	1	1	0
Contest Totals	1,056			326	698	25	7	0

## PCT 215

### Justice, 5th Court of Appeals District, Place 4

Vote For 1

	TOTAL	VOTE %	Election Day	Early Voting	Ballot By Mail	Provisional Ballots	Limited Ballots
REP Emily A. Miskel	701	69.20%	220	465	14	2	0
DEM Maricela Moore	312	30.80%	91	206	11	4	0
Total Votes Cast	1,013	100.00%	311	671	25	6	0
Overvotes	0		0	0	0	0	0
Undervotes	43		15	27	0	1	0
Contest Totals	1,056		326	698	25	7	0

### Justice, 5th Court of Appeals District, Place 7

Vote For 1

	TOTAL	VOTE %	Election Day	Early Voting	Ballot By Mail	Provisional Ballots	Limited Ballots
REP Kristina Williams	698	68.57%	217	465	14	2	0
DEM Nancy Kennedy	320	31.43%	93	212	11	4	0
Total Votes Cast	1,018	100.00%	310	677	25	6	0
Overvotes	0		0	0	0	0	0
Undervotes	38		16	21	0	1	0
Contest Totals	1,056		326	698	25	7	0

### County Judge CCD

Vote For 1

	TOTAL	VOTE %	Election Day	Early Voting	Ballot By Mail	Provisional Ballots	Limited Ballots
REP Chris Hill	697	68.27%	222	461	13	1	0
DEM Joshua Murray	324	31.73%	90	217	12	5	0
Total Votes Cast	1,021	100.00%	312	678	25	6	0
Overvotes	0		0	0	0	0	0
Undervotes	35		14	20	0	1	0
Contest Totals	1,056		326	698	25	7	0

### District Clerk CCD

Vote For 1

	TOTAL	VOTE %	Election Day	Early Voting	Ballot By Mail	Provisional Ballots	Limited Ballots
REP Mike Gould	703	69.54%	222	468	12	1	0
DEM David Brignac	308	30.46%	90	202	11	5	0
Total Votes Cast	1,011	100.00%	312	670	23	6	0
Overvotes	0		0	0	0	0	0
Undervotes	45		14	28	2	1	0
Contest Totals	1,056		326	698	25	7	0



## PCT 215

### Justice of the Peace, Precinct 2

Vote For 1

	TOTAL	VOTE %		Election Day	Early Voting	Ballot By Mail	Provisional Ballots	Limited Ballots
REP Ellen Skinner	703	69.54%	<div style="width: 69.54%;"><div style="width: 69.54%;"></div></div>	224	465	13	1	0
DEM Jennifer McKenzie	308	30.46%	<div style="width: 30.46%;"><div style="width: 30.46%;"></div></div>	88	204	11	5	0
Total Votes Cast	1,011	100.00%	<div style="width: 100.00%;"><div style="width: 100.00%;"></div></div>	312	669	24	6	0
Overvotes	0			0	0	0	0	0
Undervotes	45			14	29	1	1	0
Contest Totals	1,056			326	698	25	7	0

### Princeton, City of - Home-Rule Charter

Vote For 1

	TOTAL	VOTE %		Election Day	Early Voting	Ballot By Mail	Provisional Ballots	Limited Ballots
For	344	50.74%	<div style="width: 50.74%;"><div style="width: 50.74%;"></div></div>	114	220	9	1	0
Against	334	49.26%	<div style="width: 49.26%;"><div style="width: 49.26%;"></div></div>	95	230	6	3	0
Total Votes Cast	678	100.00%	<div style="width: 100.00%;"><div style="width: 100.00%;"></div></div>	209	450	15	4	0
Overvotes	0			0	0	0	0	0
Undervotes	120			48	69	2	1	0
Contest Totals	798			257	519	17	5	0

### Princeton ISD - Trustees

Vote For 2

	TOTAL	VOTE %		Election Day	Early Voting	Ballot By Mail	Provisional Ballots	Limited Ballots
Julia Schmoker	299	27.87%	<div style="width: 27.87%;"><div style="width: 27.87%;"></div></div>	126	167	4	2	0
Starla Sharpe	244	22.74%	<div style="width: 22.74%;"><div style="width: 22.74%;"></div></div>	69	166	6	3	0
Tim Tidwell	250	23.30%	<div style="width: 23.30%;"><div style="width: 23.30%;"></div></div>	47	193	10	0	0
John A Campbell	280	26.10%	<div style="width: 26.10%;"><div style="width: 26.10%;"></div></div>	103	172	2	3	0
Total Votes Cast	1,073	100.00%	<div style="width: 100.00%;"><div style="width: 100.00%;"></div></div>	345	698	22	8	0
Overvotes	0			0	0	0	0	0
Undervotes	705			215	464	20	6	0
Contest Totals	1,778			560	1,162	42	14	0

## PCT 216

### U. S. Representative District 3

Vote For 1

	TOTAL	VOTE %	Election Day	Early Voting	Ballot By Mail	Provisional Ballots	Limited Ballots
REP Keith Self	2,226	67.70%	748	1,449	29	0	0
DEM Sandeep Srivastava	986	29.99%	259	699	27	1	0
LIB Christopher Claytor	76	2.31%	31	41	4	0	0
Total Votes Cast	3,288	100.00%	1,038	2,189	60	1	0
Overvotes	0		0	0	0	0	0
Undervotes	44		17	26	1	0	0
Contest Totals	3,332		1,055	2,215	61	1	0

### Governor

Vote For 1

	TOTAL	VOTE %	Election Day	Early Voting	Ballot By Mail	Provisional Ballots	Limited Ballots
REP Greg Abbott	2,196	66.05%	737	1,427	32	0	0
DEM Beto O'Rourke	1,080	32.48%	289	763	27	1	0
LIB Mark Tippetts	41	1.23%	20	20	1	0	0
GRN Delilah Barrios	8	0.24%	6	2	0	0	0
Write-In Totals	0	0.00%	0	0	0	0	0
Total Votes Cast	3,325	100.00%	1,052	2,212	60	1	0
Overvotes	0		0	0	0	0	0
Undervotes	7		3	3	1	0	0
Contest Totals	3,332		1,055	2,215	61	1	0

### Lieutenant Governor

Vote For 1

	TOTAL	VOTE %	Election Day	Early Voting	Ballot By Mail	Provisional Ballots	Limited Ballots
REP Dan Patrick	2,134	64.92%	702	1,400	32	0	0
DEM Mike Collier	1,078	32.80%	299	751	27	1	0
LIB Shanna Steele	75	2.28%	38	37	0	0	0
Total Votes Cast	3,287	100.00%	1,039	2,188	59	1	0
Overvotes	0		0	0	0	0	0
Undervotes	45		16	27	2	0	0
Contest Totals	3,332		1,055	2,215	61	1	0

### Attorney General

Vote For 1

	TOTAL	VOTE %	Election Day	Early Voting	Ballot By Mail	Provisional Ballots	Limited Ballots
REP Ken Paxton	2,111	64.42%	701	1,379	31	0	0
DEM Rochelle Mercedes Garza	1,048	31.98%	290	729	28	1	0
LIB Mark Ash	118	3.60%	47	71	0	0	0
Total Votes Cast	3,277	100.00%	1,038	2,179	59	1	0
Overvotes	0		0	0	0	0	0
Undervotes	55		17	36	2	0	0
Contest Totals	3,332		1,055	2,215	61	1	0

## PCT 216

### Comptroller of Public Accounts

Vote For 1

	TOTAL	VOTE %	Election Day	Early Voting	Ballot By Mail	Provisional Ballots	Limited Ballots
REP Glenn Hegar	2,236	68.61%	747	1,455	34	0	0
DEM Janet T. Dudding	951	29.18%	247	677	26	1	0
LIB V. Alonzo Echevarria-Garza	72	2.21%	32	40	0	0	0
Total Votes Cast	3,259	100.00%	1,026	2,172	60	1	0
Overvotes	0		0	0	0	0	0
Undervotes	73		29	43	1	0	0
Contest Totals	3,332		1,055	2,215	61	1	0

### Commissioner of the General Land Office

Vote For 1

	TOTAL	VOTE %	Election Day	Early Voting	Ballot By Mail	Provisional Ballots	Limited Ballots
REP Dawn Buckingham	2,258	69.29%	753	1,472	33	0	0
DEM Jay Kleberg	974	29.89%	266	682	25	1	0
GRN Alfred Molison, Jr	26	0.80%	8	18	0	0	0
Write-In Totals	1	0.03%	0	1	0	0	0
Total Votes Cast	3,259	100.00%	1,027	2,173	58	1	0
Overvotes	0		0	0	0	0	0
Undervotes	73		28	42	3	0	0
Contest Totals	3,332		1,055	2,215	61	1	0

### Commissioner of Agriculture

Vote For 1

	TOTAL	VOTE %	Election Day	Early Voting	Ballot By Mail	Provisional Ballots	Limited Ballots
REP Sid Miller	2,238	68.86%	748	1,458	32	0	0
DEM Susan Hays	1,012	31.14%	276	711	24	1	0
Total Votes Cast	3,250	100.00%	1,024	2,169	56	1	0
Overvotes	0		0	0	0	0	0
Undervotes	82		31	46	5	0	0
Contest Totals	3,332		1,055	2,215	61	1	0

### Railroad Commissioner

Vote For 1

	TOTAL	VOTE %	Election Day	Early Voting	Ballot By Mail	Provisional Ballots	Limited Ballots
REP Wayne Christian	2,199	67.60%	733	1,432	34	0	0
DEM Luke Warford	945	29.05%	250	670	24	1	0
LIB Jaime Andres Diez	79	2.43%	33	46	0	0	0
GRN Hunter Wayne Crow	30	0.92%	11	19	0	0	0
Total Votes Cast	3,253	100.00%	1,027	2,167	58	1	0
Overvotes	0		0	0	0	0	0
Undervotes	79		28	48	3	0	0
Contest Totals	3,332		1,055	2,215	61	1	0

## PCT 216

### Justice, Supreme Court, Place 3

Vote For 1

	TOTAL	VOTE %	Election Day	Early Voting	Ballot By Mail	Provisional Ballots	Limited Ballots
REP Debra Lehrmann	2,208	67.83%	726	1,449	33	0	0
DEM Erin A. Nowell	979	30.08%	270	684	24	1	0
LIB Thomas Edward Oxford	68	2.09%	31	37	0	0	0
Total Votes Cast	3,255	100.00%	1,027	2,170	57	1	0
Overvotes	0		0	0	0	0	0
Undervotes	77		28	45	4	0	0
Contest Totals	3,332		1,055	2,215	61	1	0

### Justice, Supreme Court, Place 5

Vote For 1

	TOTAL	VOTE %	Election Day	Early Voting	Ballot By Mail	Provisional Ballots	Limited Ballots
REP Rebeca Huddle	2,237	68.98%	738	1,468	31	0	0
DEM Amanda Reichek	1,006	31.02%	280	699	26	1	0
Total Votes Cast	3,243	100.00%	1,018	2,167	57	1	0
Overvotes	0		0	0	0	0	0
Undervotes	89		37	48	4	0	0
Contest Totals	3,332		1,055	2,215	61	1	0

### Justice, Supreme Court, Place 9

Vote For 1

	TOTAL	VOTE %	Election Day	Early Voting	Ballot By Mail	Provisional Ballots	Limited Ballots
REP Evan Young	2,243	69.08%	743	1,467	33	0	0
DEM Julia Maldonado	1,004	30.92%	280	699	24	1	0
Total Votes Cast	3,247	100.00%	1,023	2,166	57	1	0
Overvotes	0		0	0	0	0	0
Undervotes	85		32	49	4	0	0
Contest Totals	3,332		1,055	2,215	61	1	0

### Judge, Court of Criminal Appeals, Place 5

Vote For 1

	TOTAL	VOTE %	Election Day	Early Voting	Ballot By Mail	Provisional Ballots	Limited Ballots
REP Scott Walker	2,225	68.67%	737	1,455	33	0	0
DEM Dana Huffman	1,015	31.33%	284	706	24	1	0
Total Votes Cast	3,240	100.00%	1,021	2,161	57	1	0
Overvotes	0		0	0	0	0	0
Undervotes	92		34	54	4	0	0
Contest Totals	3,332		1,055	2,215	61	1	0

## PCT 216

### Judge, Court of Criminal Appeals, Place 6

Vote For 1

	TOTAL	VOTE %		Election Day	Early Voting	Ballot By Mail	Provisional Ballots	Limited Ballots
REP Jesse F. McClure, III	2,239	69.21%		746	1,461	32	0	0
DEM Robert Johnson	996	30.79%		272	699	24	1	0
Total Votes Cast	3,235	100.00%		1,018	2,160	56	1	0
Overvotes	0			0	0	0	0	0
Undervotes	97			37	55	5	0	0
Contest Totals	3,332			1,055	2,215	61	1	0

### Member, State Board of Education, District 12 CCD

Vote For 1

	TOTAL	VOTE %		Election Day	Early Voting	Ballot By Mail	Provisional Ballots	Limited Ballots
REP Pam Little	2,172	66.87%		708	1,432	32	0	0
DEM Alex Cornwallis	974	29.99%		264	684	25	1	0
LIB Christy Mowrey	100	3.08%		49	49	2	0	0
Write-In Totals	2	0.06%		1	1	0	0	0
Total Votes Cast	3,248	100.00%		1,022	2,166	59	1	0
Overvotes	0			0	0	0	0	0
Undervotes	84			33	49	2	0	0
Contest Totals	3,332			1,055	2,215	61	1	0

### State Senator, District 8

Vote For 1

	TOTAL	VOTE %		Election Day	Early Voting	Ballot By Mail	Provisional Ballots	Limited Ballots
REP Angela Paxton	2,151	66.20%		718	1,401	32	0	0
DEM Jonathan Cocks	1,009	31.06%		272	711	25	1	0
LIB Edward Kless	89	2.74%		39	50	0	0	0
Total Votes Cast	3,249	100.00%		1,029	2,162	57	1	0
Overvotes	0			0	0	0	0	0
Undervotes	83			26	53	4	0	0
Contest Totals	3,332			1,055	2,215	61	1	0

### State Representative, District 67

Vote For 1

	TOTAL	VOTE %		Election Day	Early Voting	Ballot By Mail	Provisional Ballots	Limited Ballots
REP Jeff Leach	2,239	68.85%		743	1,463	33	0	0
DEM Kevin Morris	1,013	31.15%		278	709	25	1	0
Total Votes Cast	3,252	100.00%		1,021	2,172	58	1	0
Overvotes	0			0	0	0	0	0
Undervotes	80			34	43	3	0	0
Contest Totals	3,332			1,055	2,215	61	1	0

## PCT 216

### Justice, 5th Court of Appeals District, Place 4

Vote For 1

	TOTAL	VOTE %	Election Day	Early Voting	Ballot By Mail	Provisional Ballots	Limited Ballots
REP Emily A. Miskel	2,237	69.21%	743	1,461	33	0	0
DEM Maricela Moore	995	30.79%	272	697	25	1	0
Total Votes Cast	3,232	100.00%	1,015	2,158	58	1	0
Overvotes	0		0	0	0	0	0
Undervotes	100		40	57	3	0	0
Contest Totals	3,332		1,055	2,215	61	1	0

### Justice, 5th Court of Appeals District, Place 7

Vote For 1

	TOTAL	VOTE %	Election Day	Early Voting	Ballot By Mail	Provisional Ballots	Limited Ballots
REP Kristina Williams	2,221	68.72%	739	1,450	32	0	0
DEM Nancy Kennedy	1,011	31.28%	279	705	26	1	0
Total Votes Cast	3,232	100.00%	1,018	2,155	58	1	0
Overvotes	0		0	0	0	0	0
Undervotes	100		37	60	3	0	0
Contest Totals	3,332		1,055	2,215	61	1	0

### County Judge CCD

Vote For 1

	TOTAL	VOTE %	Election Day	Early Voting	Ballot By Mail	Provisional Ballots	Limited Ballots
REP Chris Hill	2,231	68.75%	747	1,456	28	0	0
DEM Joshua Murray	1,014	31.25%	275	710	28	1	0
Total Votes Cast	3,245	100.00%	1,022	2,166	56	1	0
Overvotes	0		0	0	0	0	0
Undervotes	87		33	49	5	0	0
Contest Totals	3,332		1,055	2,215	61	1	0

### District Clerk CCD

Vote For 1

	TOTAL	VOTE %	Election Day	Early Voting	Ballot By Mail	Provisional Ballots	Limited Ballots
REP Mike Gould	2,252	69.55%	752	1,468	32	0	0
DEM David Brignac	986	30.45%	267	694	24	1	0
Total Votes Cast	3,238	100.00%	1,019	2,162	56	1	0
Overvotes	0		0	0	0	0	0
Undervotes	94		36	53	5	0	0
Contest Totals	3,332		1,055	2,215	61	1	0

## PCT 216

### Anna ISD - Proposition A

Vote For 1

	TOTAL	VOTE %		Election Day	Early Voting	Ballot By Mail	Provisional Ballots	Limited Ballots
For	12	66.67%		7	5	0	0	0
Against	6	33.33%		2	4	0	0	0
Total Votes Cast	18	100.00%		9	9	0	0	0
Overvotes	0			0	0	0	0	0
Undervotes	0			0	0	0	0	0
Contest Totals	18			9	9	0	0	0

### Anna ISD - Proposition B

Vote For 1

	TOTAL	VOTE %		Election Day	Early Voting	Ballot By Mail	Provisional Ballots	Limited Ballots
For	6	33.33%		5	1	0	0	0
Against	12	66.67%		4	8	0	0	0
Total Votes Cast	18	100.00%		9	9	0	0	0
Overvotes	0			0	0	0	0	0
Undervotes	0			0	0	0	0	0
Contest Totals	18			9	9	0	0	0

## PCT 217

### U. S. Representative District 3

Vote For 1

	TOTAL	VOTE %	Election Day	Early Voting	Ballot By Mail	Provisional Ballots	Limited Ballots
REP Keith Self	931	60.97%	256	655	20	0	0
DEM Sandeep Srivastava	561	36.74%	155	399	7	0	0
LIB Christopher Claytor	35	2.29%	16	18	1	0	0
Total Votes Cast	1,527	100.00%	427	1,072	28	0	0
Overvotes	0		0	0	0	0	0
Undervotes	23		9	12	2	0	0
Contest Totals	1,550		436	1,084	30	0	0

### Governor

Vote For 1

	TOTAL	VOTE %	Election Day	Early Voting	Ballot By Mail	Provisional Ballots	Limited Ballots
REP Greg Abbott	899	58.23%	247	632	20	0	0
DEM Beto O'Rourke	610	39.51%	173	429	8	0	0
LIB Mark Tippetts	28	1.81%	13	15	0	0	0
GRN Delilah Barrios	4	0.26%	1	2	1	0	0
Write-In Totals	3	0.19%	0	3	0	0	0
Total Votes Cast	1,544	100.00%	434	1,081	29	0	0
Overvotes	0		0	0	0	0	0
Undervotes	6		2	3	1	0	0
Contest Totals	1,550		436	1,084	30	0	0

### Lieutenant Governor

Vote For 1

	TOTAL	VOTE %	Election Day	Early Voting	Ballot By Mail	Provisional Ballots	Limited Ballots
REP Dan Patrick	889	58.07%	243	627	19	0	0
DEM Mike Collier	593	38.73%	163	422	8	0	0
LIB Shanna Steele	49	3.20%	19	28	2	0	0
Total Votes Cast	1,531	100.00%	425	1,077	29	0	0
Overvotes	0		0	0	0	0	0
Undervotes	19		11	7	1	0	0
Contest Totals	1,550		436	1,084	30	0	0

### Attorney General

Vote For 1

	TOTAL	VOTE %	Election Day	Early Voting	Ballot By Mail	Provisional Ballots	Limited Ballots
REP Ken Paxton	881	57.62%	244	618	19	0	0
DEM Rochelle Mercedes Garza	592	38.72%	159	424	9	0	0
LIB Mark Ash	56	3.66%	22	33	1	0	0
Total Votes Cast	1,529	100.00%	425	1,075	29	0	0
Overvotes	0		0	0	0	0	0
Undervotes	21		11	9	1	0	0
Contest Totals	1,550		436	1,084	30	0	0



## PCT 217

### Comptroller of Public Accounts

Vote For 1

	TOTAL	VOTE %	Election Day	Early Voting	Ballot By Mail	Provisional Ballots	Limited Ballots
REP Glenn Hegar	931	61.37%	250	664	17	0	0
DEM Janet T. Dudding	543	35.79%	152	382	9	0	0
LIB V. Alonzo Echevarria-Garza	43	2.83%	18	24	1	0	0
Total Votes Cast	1,517	100.00%	420	1,070	27	0	0
Overvotes	0		0	0	0	0	0
Undervotes	33		16	14	3	0	0
Contest Totals	1,550		436	1,084	30	0	0

### Commissioner of the General Land Office

Vote For 1

	TOTAL	VOTE %	Election Day	Early Voting	Ballot By Mail	Provisional Ballots	Limited Ballots
REP Dawn Buckingham	939	62.27%	260	660	19	0	0
DEM Jay Kleberg	549	36.41%	154	388	7	0	0
GRN Alfred Molison, Jr	20	1.33%	6	13	1	0	0
Write-In Totals	0	0.00%	0	0	0	0	0
Total Votes Cast	1,508	100.00%	420	1,061	27	0	0
Overvotes	0		0	0	0	0	0
Undervotes	42		16	23	3	0	0
Contest Totals	1,550		436	1,084	30	0	0

### Commissioner of Agriculture

Vote For 1

	TOTAL	VOTE %	Election Day	Early Voting	Ballot By Mail	Provisional Ballots	Limited Ballots
REP Sid Miller	939	62.19%	259	661	19	0	0
DEM Susan Hays	571	37.81%	160	402	9	0	0
Total Votes Cast	1,510	100.00%	419	1,063	28	0	0
Overvotes	0		0	0	0	0	0
Undervotes	40		17	21	2	0	0
Contest Totals	1,550		436	1,084	30	0	0

### Railroad Commissioner

Vote For 1

	TOTAL	VOTE %	Election Day	Early Voting	Ballot By Mail	Provisional Ballots	Limited Ballots
REP Wayne Christian	914	60.45%	247	649	18	0	0
DEM Luke Warford	532	35.19%	148	378	6	0	0
LIB Jaime Andres Diez	56	3.70%	22	33	1	0	0
GRN Hunter Wayne Crow	10	0.66%	3	5	2	0	0
Total Votes Cast	1,512	100.00%	420	1,065	27	0	0
Overvotes	0		0	0	0	0	0
Undervotes	38		16	19	3	0	0
Contest Totals	1,550		436	1,084	30	0	0

## PCT 217

### Justice, Supreme Court, Place 3

Vote For 1

	TOTAL	VOTE %	Election Day	Early Voting	Ballot By Mail	Provisional Ballots	Limited Ballots
REP Debra Lehrmann	920	61.05%	253	649	18	0	0
DEM Erin A. Nowell	549	36.43%	152	389	8	0	0
LIB Thomas Edward Oxford	38	2.52%	18	19	1	0	0
Total Votes Cast	1,507	100.00%	423	1,057	27	0	0
Overvotes	0		0	0	0	0	0
Undervotes	43		13	27	3	0	0
Contest Totals	1,550		436	1,084	30	0	0

### Justice, Supreme Court, Place 5

Vote For 1

	TOTAL	VOTE %	Election Day	Early Voting	Ballot By Mail	Provisional Ballots	Limited Ballots
REP Rebeca Huddle	932	62.05%	261	653	18	0	0
DEM Amanda Reichel	570	37.95%	160	401	9	0	0
Total Votes Cast	1,502	100.00%	421	1,054	27	0	0
Overvotes	0		0	0	0	0	0
Undervotes	48		15	30	3	0	0
Contest Totals	1,550		436	1,084	30	0	0

### Justice, Supreme Court, Place 9

Vote For 1

	TOTAL	VOTE %	Election Day	Early Voting	Ballot By Mail	Provisional Ballots	Limited Ballots
REP Evan Young	930	61.84%	259	652	19	0	0
DEM Julia Maldonado	574	38.16%	161	405	8	0	0
Total Votes Cast	1,504	100.00%	420	1,057	27	0	0
Overvotes	0		0	0	0	0	0
Undervotes	46		16	27	3	0	0
Contest Totals	1,550		436	1,084	30	0	0

### Judge, Court of Criminal Appeals, Place 5

Vote For 1

	TOTAL	VOTE %	Election Day	Early Voting	Ballot By Mail	Provisional Ballots	Limited Ballots
REP Scott Walker	930	62.04%	259	652	19	0	0
DEM Dana Huffman	569	37.96%	161	400	8	0	0
Total Votes Cast	1,499	100.00%	420	1,052	27	0	0
Overvotes	0		0	0	0	0	0
Undervotes	51		16	32	3	0	0
Contest Totals	1,550		436	1,084	30	0	0

## PCT 217

### Judge, Court of Criminal Appeals, Place 6

Vote For 1

	TOTAL	VOTE %		Election Day	Early Voting	Ballot By Mail	Provisional Ballots	Limited Ballots
REP Jesse F. McClure, III	933	62.03%	<div style="width: 62.03%;"><div style="width: 62.03%;"></div></div>	258	656	19	0	0
DEM Robert Johnson	571	37.97%	<div style="width: 37.97%;"><div style="width: 37.97%;"></div></div>	160	403	8	0	0
Total Votes Cast	1,504	100.00%	<div style="width: 100.00%;"><div style="width: 100.00%;"></div></div>	418	1,059	27	0	0
Overvotes	0			0	0	0	0	0
Undervotes	46			18	25	3	0	0
Contest Totals	1,550			436	1,084	30	0	0

### Member, State Board of Education, District 12 CCD

Vote For 1

	TOTAL	VOTE %		Election Day	Early Voting	Ballot By Mail	Provisional Ballots	Limited Ballots
REP Pam Little	900	59.68%	<div style="width: 59.68%;"><div style="width: 59.68%;"></div></div>	249	632	19	0	0
DEM Alex Cornwallis	546	36.21%	<div style="width: 36.21%;"><div style="width: 36.21%;"></div></div>	153	386	7	0	0
LIB Christy Mowrey	60	3.98%	<div style="width: 3.98%;"><div style="width: 3.98%;"></div></div>	19	40	1	0	0
Write-In Totals	2	0.13%	<div style="width: 0.13%;"><div style="width: 0.13%;"></div></div>	1	1	0	0	0
Total Votes Cast	1,508	100.00%	<div style="width: 100.00%;"><div style="width: 100.00%;"></div></div>	422	1,059	27	0	0
Overvotes	0			0	0	0	0	0
Undervotes	42			14	25	3	0	0
Contest Totals	1,550			436	1,084	30	0	0

### State Senator, District 8

Vote For 1

	TOTAL	VOTE %		Election Day	Early Voting	Ballot By Mail	Provisional Ballots	Limited Ballots
REP Angela Paxton	885	58.65%	<div style="width: 58.65%;"><div style="width: 58.65%;"></div></div>	245	621	19	0	0
DEM Jonathan Cocks	568	37.64%	<div style="width: 37.64%;"><div style="width: 37.64%;"></div></div>	155	406	7	0	0
LIB Edward Kless	56	3.71%	<div style="width: 3.71%;"><div style="width: 3.71%;"></div></div>	21	34	1	0	0
Total Votes Cast	1,509	100.00%	<div style="width: 100.00%;"><div style="width: 100.00%;"></div></div>	421	1,061	27	0	0
Overvotes	0			0	0	0	0	0
Undervotes	41			15	23	3	0	0
Contest Totals	1,550			436	1,084	30	0	0

### State Representative, District 33

Vote For 1

	TOTAL	VOTE %		Election Day	Early Voting	Ballot By Mail	Provisional Ballots	Limited Ballots
REP Justin Holland	928	61.99%	<div style="width: 61.99%;"><div style="width: 61.99%;"></div></div>	258	651	19	0	0
DEM Graeson Lynskey	569	38.01%	<div style="width: 38.01%;"><div style="width: 38.01%;"></div></div>	158	403	8	0	0
Total Votes Cast	1,497	100.00%	<div style="width: 100.00%;"><div style="width: 100.00%;"></div></div>	416	1,054	27	0	0
Overvotes	0			0	0	0	0	0
Undervotes	53			20	30	3	0	0
Contest Totals	1,550			436	1,084	30	0	0

## PCT 217

### Justice, 5th Court of Appeals District, Place 4

Vote For 1

	TOTAL	VOTE %	Election Day	Early Voting	Ballot By Mail	Provisional Ballots	Limited Ballots
REP Emily A. Miskel	929	62.18%	254	657	18	0	0
DEM Maricela Moore	565	37.82%	161	394	10	0	0
Total Votes Cast	1,494	100.00%	415	1,051	28	0	0
Overvotes	0		0	0	0	0	0
Undervotes	56		21	33	2	0	0
Contest Totals	1,550		436	1,084	30	0	0

### Justice, 5th Court of Appeals District, Place 7

Vote For 1

	TOTAL	VOTE %	Election Day	Early Voting	Ballot By Mail	Provisional Ballots	Limited Ballots
REP Kristina Williams	931	62.11%	256	656	19	0	0
DEM Nancy Kennedy	568	37.89%	160	399	9	0	0
Total Votes Cast	1,499	100.00%	416	1,055	28	0	0
Overvotes	0		0	0	0	0	0
Undervotes	51		20	29	2	0	0
Contest Totals	1,550		436	1,084	30	0	0

### County Judge CCD

Vote For 1

	TOTAL	VOTE %	Election Day	Early Voting	Ballot By Mail	Provisional Ballots	Limited Ballots
REP Chris Hill	930	61.59%	253	659	18	0	0
DEM Joshua Murray	580	38.41%	167	403	10	0	0
Total Votes Cast	1,510	100.00%	420	1,062	28	0	0
Overvotes	0		0	0	0	0	0
Undervotes	40		16	22	2	0	0
Contest Totals	1,550		436	1,084	30	0	0

### District Clerk CCD

Vote For 1

	TOTAL	VOTE %	Election Day	Early Voting	Ballot By Mail	Provisional Ballots	Limited Ballots
REP Mike Gould	940	62.54%	263	658	19	0	0
DEM David Brignac	563	37.46%	154	400	9	0	0
Total Votes Cast	1,503	100.00%	417	1,058	28	0	0
Overvotes	0		0	0	0	0	0
Undervotes	47		19	26	2	0	0
Contest Totals	1,550		436	1,084	30	0	0

## PCT 217

### Justice of the Peace, Precinct 2

Vote For 1

	TOTAL	VOTE %	Election Day	Early Voting	Ballot By Mail	Provisional Ballots	Limited Ballots
REP Ellen Skinner	927	62.34%	259	650	18	0	0
DEM Jennifer McKenzie	560	37.66%	158	393	9	0	0
Total Votes Cast	1,487	100.00%	417	1,043	27	0	0
Overvotes	0		0	0	0	0	0
Undervotes	63		19	41	3	0	0
Contest Totals	1,550		436	1,084	30	0	0

### Wylie ISD - Trustee, Place 1

Vote For 1

	TOTAL	VOTE %	Election Day	Early Voting	Ballot By Mail	Provisional Ballots	Limited Ballots
Jill Palmer	439	35.09%	143	286	10	0	0
Stacie Smith	812	64.91%	198	604	10	0	0
Total Votes Cast	1,251	100.00%	341	890	20	0	0
Overvotes	0		0	0	0	0	0
Undervotes	299		95	194	10	0	0
Contest Totals	1,550		436	1,084	30	0	0

### Wylie ISD - Trustee, Place 2

Vote For 1

	TOTAL	VOTE %	Election Day	Early Voting	Ballot By Mail	Provisional Ballots	Limited Ballots
Jeffrey Keech	432	34.45%	137	288	7	0	0
Mike Williams	822	65.55%	209	601	12	0	0
Total Votes Cast	1,254	100.00%	346	889	19	0	0
Overvotes	0		0	0	0	0	0
Undervotes	296		90	195	11	0	0
Contest Totals	1,550		436	1,084	30	0	0

### Wylie ISD - Trustee, Place 5




Vote For 1

	TOTAL	VOTE %	Election Day	Early Voting	Ballot By Mail	Provisional Ballots	Limited Ballots
Virddie Montgomery	769	62.07%	205	549	15	0	0
Kevin Brooks	470	37.93%	132	332	6	0	0
Total Votes Cast	1,239	100.00%	337	881	21	0	0
Overvotes	0		0	0	0	0	0
Undervotes	311		99	203	9	0	0
Contest Totals	1,550		436	1,084	30	0	0

## PCT 217

### Wylie ISD - Trustee, Place 6

Vote For 1

	TOTAL	VOTE %		Election Day	Early Voting	Ballot By Mail	Provisional Ballots	Limited Ballots
Jacob Day	832	69.16%		209	609	14	0	0
Michael Schwerin	371	30.84%		113	253	5	0	0
Total Votes Cast	1,203	100.00%		322	862	19	0	0
Overvotes	0			0	0	0	0	0
Undervotes	347			114	222	11	0	0
Contest Totals	1,550			436	1,084	30	0	0

## PCT 218

### U. S. Representative District 3

Vote For 1

	TOTAL	VOTE %	Election Day	Early Voting	Ballot By Mail	Provisional Ballots	Limited Ballots
REP Keith Self	1,154	51.29%	298	831	25	0	0
DEM Sandeep Srivastava	1,047	46.53%	301	716	30	0	0
LIB Christopher Claytor	49	2.18%	19	29	1	0	0
Total Votes Cast	2,250	100.00%	618	1,576	56	0	0
Overvotes	0		0	0	0	0	0
Undervotes	31		12	19	0	0	0
Contest Totals	2,281		630	1,595	56	0	0

### Governor

Vote For 1

	TOTAL	VOTE %	Election Day	Early Voting	Ballot By Mail	Provisional Ballots	Limited Ballots
REP Greg Abbott	1,113	49.01%	278	810	25	0	0
DEM Beto O'Rourke	1,133	49.89%	336	766	31	0	0
LIB Mark Tippetts	21	0.92%	13	8	0	0	0
GRN Delilah Barrios	4	0.18%	1	3	0	0	0
Write-In Totals	0	0.00%	0	0	0	0	0
Total Votes Cast	2,271	100.00%	628	1,587	56	0	0
Overvotes	0		0	0	0	0	0
Undervotes	10		2	8	0	0	0
Contest Totals	2,281		630	1,595	56	0	0

### Lieutenant Governor

Vote For 1

	TOTAL	VOTE %	Election Day	Early Voting	Ballot By Mail	Provisional Ballots	Limited Ballots
REP Dan Patrick	1,086	47.99%	280	782	24	0	0
DEM Mike Collier	1,135	50.15%	327	776	32	0	0
LIB Shanna Steele	42	1.86%	14	28	0	0	0
Total Votes Cast	2,263	100.00%	621	1,586	56	0	0
Overvotes	0		0	0	0	0	0
Undervotes	18		9	9	0	0	0
Contest Totals	2,281		630	1,595	56	0	0

### Attorney General

Vote For 1

	TOTAL	VOTE %	Election Day	Early Voting	Ballot By Mail	Provisional Ballots	Limited Ballots
REP Ken Paxton	1,053	46.93%	277	751	25	0	0
DEM Rochelle Mercedes Garza	1,118	49.82%	324	763	31	0	0
LIB Mark Ash	73	3.25%	15	58	0	0	0
Total Votes Cast	2,244	100.00%	616	1,572	56	0	0
Overvotes	0		0	0	0	0	0
Undervotes	37		14	23	0	0	0
Contest Totals	2,281		630	1,595	56	0	0

## PCT 218

### Comptroller of Public Accounts

Vote For 1

	TOTAL	VOTE %		Election Day	Early Voting	Ballot By Mail	Provisional Ballots	Limited Ballots
REP Glenn Hegar	1,210	53.92%	<div style="width: 53.92%;"><div style="width: 53.92%;"></div></div>	314	871	25	0	0
DEM Janet T. Dudding	1,003	44.70%	<div style="width: 44.70%;"><div style="width: 44.70%;"></div></div>	287	686	30	0	0
LIB V. Alonzo Echevarria-Garza	31	1.38%	<div style="width: 1.38%;"><div style="width: 1.38%;"></div></div>	14	17	0	0	0
Total Votes Cast	2,244	100.00%	<div style="width: 100.00%;"><div style="width: 100.00%;"></div></div>	615	1,574	55	0	0
Overvotes	0			0	0	0	0	0
Undervotes	37			15	21	1	0	0
Contest Totals	2,281			630	1,595	56	0	0

### Commissioner of the General Land Office

Vote For 1

	TOTAL	VOTE %		Election Day	Early Voting	Ballot By Mail	Provisional Ballots	Limited Ballots
REP Dawn Buckingham	1,179	52.68%	<div style="width: 52.68%;"><div style="width: 52.68%;"></div></div>	312	842	25	0	0
DEM Jay Kleberg	1,037	46.34%	<div style="width: 46.34%;"><div style="width: 46.34%;"></div></div>	290	718	29	0	0
GRN Alfred Molison, Jr	22	0.98%	<div style="width: 0.98%;"><div style="width: 0.98%;"></div></div>	7	14	1	0	0
Write-In Totals	0	0.00%	<div style="width: 0.00%;"><div style="width: 0.00%;"></div></div>	0	0	0	0	0
Total Votes Cast	2,238	100.00%	<div style="width: 100.00%;"><div style="width: 100.00%;"></div></div>	609	1,574	55	0	0
Overvotes	0			0	0	0	0	0
Undervotes	43			21	21	1	0	0
Contest Totals	2,281			630	1,595	56	0	0

### Commissioner of Agriculture

Vote For 1

	TOTAL	VOTE %		Election Day	Early Voting	Ballot By Mail	Provisional Ballots	Limited Ballots
REP Sid Miller	1,150	51.66%	<div style="width: 51.66%;"><div style="width: 51.66%;"></div></div>	298	827	25	0	0
DEM Susan Hays	1,076	48.34%	<div style="width: 48.34%;"><div style="width: 48.34%;"></div></div>	306	740	30	0	0
Total Votes Cast	2,226	100.00%	<div style="width: 100.00%;"><div style="width: 100.00%;"></div></div>	604	1,567	55	0	0
Overvotes	0			0	0	0	0	0
Undervotes	55			26	28	1	0	0
Contest Totals	2,281			630	1,595	56	0	0

### Railroad Commissioner

Vote For 1

	TOTAL	VOTE %		Election Day	Early Voting	Ballot By Mail	Provisional Ballots	Limited Ballots
REP Wayne Christian	1,150	51.59%	<div style="width: 51.59%;"><div style="width: 51.59%;"></div></div>	302	825	23	0	0
DEM Luke Warford	1,010	45.31%	<div style="width: 45.31%;"><div style="width: 45.31%;"></div></div>	286	695	29	0	0
LIB Jaime Andres Diez	57	2.56%	<div style="width: 2.56%;"><div style="width: 2.56%;"></div></div>	17	37	3	0	0
GRN Hunter Wayne Crow	12	0.54%	<div style="width: 0.54%;"><div style="width: 0.54%;"></div></div>	2	10	0	0	0
Total Votes Cast	2,229	100.00%	<div style="width: 100.00%;"><div style="width: 100.00%;"></div></div>	607	1,567	55	0	0
Overvotes	0			0	0	0	0	0
Undervotes	52			23	28	1	0	0
Contest Totals	2,281			630	1,595	56	0	0



## PCT 218

### Justice, Supreme Court, Place 3

Vote For 1

	TOTAL	VOTE %		Election Day	Early Voting	Ballot By Mail	Provisional Ballots	Limited Ballots
REP Debra Lehrmann	1,130	50.74%	<div style="width: 50.74%;"><div style="width: 50.74%;"></div></div>	284	822	24	0	0
DEM Erin A. Nowell	1,055	47.37%	<div style="width: 47.37%;"><div style="width: 47.37%;"></div></div>	308	717	30	0	0
LIB Thomas Edward Oxford	42	1.89%	<div style="width: 1.89%;"><div style="width: 1.89%;"></div></div>	17	25	0	0	0
Total Votes Cast	2,227	100.00%	<div style="width: 100.00%;"><div style="width: 100.00%;"></div></div>	609	1,564	54	0	0
Overvotes	0			0	0	0	0	0
Undervotes	54			21	31	2	0	0
Contest Totals	2,281			630	1,595	56	0	0

### Justice, Supreme Court, Place 5

Vote For 1

	TOTAL	VOTE %		Election Day	Early Voting	Ballot By Mail	Provisional Ballots	Limited Ballots
REP Rebeca Huddle	1,148	51.69%	<div style="width: 51.69%;"><div style="width: 51.69%;"></div></div>	294	829	25	0	0
DEM Amanda Reichel	1,073	48.31%	<div style="width: 48.31%;"><div style="width: 48.31%;"></div></div>	314	729	30	0	0
Total Votes Cast	2,221	100.00%	<div style="width: 100.00%;"><div style="width: 100.00%;"></div></div>	608	1,558	55	0	0
Overvotes	0			0	0	0	0	0
Undervotes	60			22	37	1	0	0
Contest Totals	2,281			630	1,595	56	0	0

### Justice, Supreme Court, Place 9

Vote For 1

	TOTAL	VOTE %		Election Day	Early Voting	Ballot By Mail	Provisional Ballots	Limited Ballots
REP Evan Young	1,139	51.35%	<div style="width: 51.35%;"><div style="width: 51.35%;"></div></div>	294	820	25	0	0
DEM Julia Maldonado	1,079	48.65%	<div style="width: 48.65%;"><div style="width: 48.65%;"></div></div>	312	737	30	0	0
Total Votes Cast	2,218	100.00%	<div style="width: 100.00%;"><div style="width: 100.00%;"></div></div>	606	1,557	55	0	0
Overvotes	0			0	0	0	0	0
Undervotes	63			24	38	1	0	0
Contest Totals	2,281			630	1,595	56	0	0

### Judge, Court of Criminal Appeals, Place 5

Vote For 1

	TOTAL	VOTE %		Election Day	Early Voting	Ballot By Mail	Provisional Ballots	Limited Ballots
REP Scott Walker	1,147	51.83%	<div style="width: 51.83%;"><div style="width: 51.83%;"></div></div>	296	826	25	0	0
DEM Dana Huffman	1,066	48.17%	<div style="width: 48.17%;"><div style="width: 48.17%;"></div></div>	305	731	30	0	0
Total Votes Cast	2,213	100.00%	<div style="width: 100.00%;"><div style="width: 100.00%;"></div></div>	601	1,557	55	0	0
Overvotes	0			0	0	0	0	0
Undervotes	68			29	38	1	0	0
Contest Totals	2,281			630	1,595	56	0	0

## PCT 218

### Judge, Court of Criminal Appeals, Place 6

Vote For 1

	TOTAL	VOTE %		Election Day	Early Voting	Ballot By Mail	Provisional Ballots	Limited Ballots
REP Jesse F. McClure, III	1,150	52.11%	<div style="width: 52.11%;"><div style="width: 52.11%;"></div></div>	298	827	25	0	0
DEM Robert Johnson	1,057	47.89%	<div style="width: 47.89%;"><div style="width: 47.89%;"></div></div>	304	723	30	0	0
Total Votes Cast	2,207	100.00%	<div style="width: 100.00%;"><div style="width: 100.00%;"></div></div>	602	1,550	55	0	0
Overvotes	0			0	0	0	0	0
Undervotes	74			28	45	1	0	0
Contest Totals	2,281			630	1,595	56	0	0

### Member, State Board of Education, District 12 CCD

Vote For 1

	TOTAL	VOTE %		Election Day	Early Voting	Ballot By Mail	Provisional Ballots	Limited Ballots
REP Pam Little	1,135	51.31%	<div style="width: 51.31%;"><div style="width: 51.31%;"></div></div>	288	822	25	0	0
DEM Alex Cornwallis	1,024	46.29%	<div style="width: 46.29%;"><div style="width: 46.29%;"></div></div>	298	698	28	0	0
LIB Christy Mowrey	53	2.40%	<div style="width: 2.40%;"><div style="width: 2.40%;"></div></div>	17	35	1	0	0
Write-In Totals	0	0.00%	<div style="width: 0.00%;"><div style="width: 0.00%;"></div></div>	0	0	0	0	0
Total Votes Cast	2,212	100.00%	<div style="width: 100.00%;"><div style="width: 100.00%;"></div></div>	603	1,555	54	0	0
Overvotes	0			0	0	0	0	0
Undervotes	69			27	40	2	0	0
Contest Totals	2,281			630	1,595	56	0	0

### State Senator, District 8

Vote For 1

	TOTAL	VOTE %		Election Day	Early Voting	Ballot By Mail	Provisional Ballots	Limited Ballots
REP Angela Paxton	1,075	48.58%	<div style="width: 48.58%;"><div style="width: 48.58%;"></div></div>	283	767	25	0	0
DEM Jonathan Cocks	1,078	48.71%	<div style="width: 48.71%;"><div style="width: 48.71%;"></div></div>	311	737	30	0	0
LIB Edward Kless	60	2.71%	<div style="width: 2.71%;"><div style="width: 2.71%;"></div></div>	15	45	0	0	0
Total Votes Cast	2,213	100.00%	<div style="width: 100.00%;"><div style="width: 100.00%;"></div></div>	609	1,549	55	0	0
Overvotes	0			0	0	0	0	0
Undervotes	68			21	46	1	0	0
Contest Totals	2,281			630	1,595	56	0	0

### State Representative, District 67

Vote For 1

	TOTAL	VOTE %		Election Day	Early Voting	Ballot By Mail	Provisional Ballots	Limited Ballots
REP Jeff Leach	1,173	52.86%	<div style="width: 52.86%;"><div style="width: 52.86%;"></div></div>	309	839	25	0	0
DEM Kevin Morris	1,046	47.14%	<div style="width: 47.14%;"><div style="width: 47.14%;"></div></div>	299	717	30	0	0
Total Votes Cast	2,219	100.00%	<div style="width: 100.00%;"><div style="width: 100.00%;"></div></div>	608	1,556	55	0	0
Overvotes	0			0	0	0	0	0
Undervotes	62			22	39	1	0	0
Contest Totals	2,281			630	1,595	56	0	0

## PCT 218

### Justice, 5th Court of Appeals District, Place 4

Vote For 1

	TOTAL	VOTE %		Election Day	Early Voting	Ballot By Mail	Provisional Ballots	Limited Ballots
REP Emily A. Miskel	1,152	52.29%	<div style="width: 52.29%;"><div style="width: 52.29%;"></div></div>	298	829	25	0	0
DEM Maricela Moore	1,051	47.71%	<div style="width: 47.71%;"><div style="width: 47.71%;"></div></div>	302	719	30	0	0
Total Votes Cast	2,203	100.00%	<div style="width: 100.00%;"><div style="width: 100.00%;"></div></div>	600	1,548	55	0	0
Overvotes	0			0	0	0	0	0
Undervotes	78			30	47	1	0	0
Contest Totals	2,281			630	1,595	56	0	0

### Justice, 5th Court of Appeals District, Place 7

Vote For 1

	TOTAL	VOTE %		Election Day	Early Voting	Ballot By Mail	Provisional Ballots	Limited Ballots
REP Kristina Williams	1,139	51.68%	<div style="width: 51.68%;"><div style="width: 51.68%;"></div></div>	293	821	25	0	0
DEM Nancy Kennedy	1,065	48.32%	<div style="width: 48.32%;"><div style="width: 48.32%;"></div></div>	306	729	30	0	0
Total Votes Cast	2,204	100.00%	<div style="width: 100.00%;"><div style="width: 100.00%;"></div></div>	599	1,550	55	0	0
Overvotes	0			0	0	0	0	0
Undervotes	77			31	45	1	0	0
Contest Totals	2,281			630	1,595	56	0	0

### County Judge CCD

Vote For 1

	TOTAL	VOTE %		Election Day	Early Voting	Ballot By Mail	Provisional Ballots	Limited Ballots
REP Chris Hill	1,162	52.48%	<div style="width: 52.48%;"><div style="width: 52.48%;"></div></div>	305	832	25	0	0
DEM Joshua Murray	1,052	47.52%	<div style="width: 47.52%;"><div style="width: 47.52%;"></div></div>	300	722	30	0	0
Total Votes Cast	2,214	100.00%	<div style="width: 100.00%;"><div style="width: 100.00%;"></div></div>	605	1,554	55	0	0
Overvotes	0			0	0	0	0	0
Undervotes	67			25	41	1	0	0
Contest Totals	2,281			630	1,595	56	0	0

### District Clerk CCD




Vote For 1

	TOTAL	VOTE %		Election Day	Early Voting	Ballot By Mail	Provisional Ballots	Limited Ballots
REP Mike Gould	1,147	52.14%	<div style="width: 52.14%;"><div style="width: 52.14%;"></div></div>	303	820	24	0	0
DEM David Brignac	1,053	47.86%	<div style="width: 47.86%;"><div style="width: 47.86%;"></div></div>	299	723	31	0	0
Total Votes Cast	2,200	100.00%	<div style="width: 100.00%;"><div style="width: 100.00%;"></div></div>	602	1,543	55	0	0
Overvotes	0			0	0	0	0	0
Undervotes	81			28	52	1	0	0
Contest Totals	2,281			630	1,595	56	0	0

## PCT 218

### County Commissioner, Precinct 4

Vote For 1

	TOTAL	VOTE %		Election Day	Early Voting	Ballot By Mail	Provisional Ballots	Limited Ballots
REP Duncan Webb	1,144	51.93%		296	824	24	0	0
DEM Jeffrey Williams	1,059	48.07%		301	727	31	0	0
Total Votes Cast	2,203	100.00%		597	1,551	55	0	0
Overvotes	0			0	0	0	0	0
Undervotes	78			33	44	1	0	0
Contest Totals	2,281			630	1,595	56	0	0

## PCT 219

### U. S. Representative District 3

Vote For 1

	TOTAL	VOTE %	Election Day	Early Voting	Ballot By Mail	Provisional Ballots	Limited Ballots
REP Keith Self	1,108	50.30%	300	782	25	1	0
DEM Sandeep Srivastava	1,036	47.03%	240	764	32	0	0
LIB Christopher Claytor	59	2.68%	16	41	2	0	0
Total Votes Cast	2,203	100.00%	556	1,587	59	1	0
Overvotes	0		0	0	0	0	0
Undervotes	31		11	20	0	0	0
Contest Totals	2,234		567	1,607	59	1	0

### Governor

Vote For 1

	TOTAL	VOTE %	Election Day	Early Voting	Ballot By Mail	Provisional Ballots	Limited Ballots
REP Greg Abbott	1,094	49.06%	296	776	21	1	0
DEM Beto O'Rourke	1,116	50.04%	266	814	36	0	0
LIB Mark Tippetts	16	0.72%	3	11	2	0	0
GRN Delilah Barrios	4	0.18%	1	3	0	0	0
Write-In Totals	0	0.00%	0	0	0	0	0
Total Votes Cast	2,230	100.00%	566	1,604	59	1	0
Overvotes	0		0	0	0	0	0
Undervotes	4		1	3	0	0	0
Contest Totals	2,234		567	1,607	59	1	0

### Lieutenant Governor

Vote For 1

	TOTAL	VOTE %	Election Day	Early Voting	Ballot By Mail	Provisional Ballots	Limited Ballots
REP Dan Patrick	1,039	47.14%	288	732	18	1	0
DEM Mike Collier	1,125	51.04%	255	829	41	0	0
LIB Shanna Steele	40	1.81%	13	27	0	0	0
Total Votes Cast	2,204	100.00%	556	1,588	59	1	0
Overvotes	0		0	0	0	0	0
Undervotes	30		11	19	0	0	0
Contest Totals	2,234		567	1,607	59	1	0

### Attorney General

Vote For 1

	TOTAL	VOTE %	Election Day	Early Voting	Ballot By Mail	Provisional Ballots	Limited Ballots
REP Ken Paxton	1,043	47.32%	292	732	18	1	0
DEM Rochelle Mercedes Garza	1,109	50.32%	249	821	39	0	0
LIB Mark Ash	52	2.36%	15	36	1	0	0
Total Votes Cast	2,204	100.00%	556	1,589	58	1	0
Overvotes	0		0	0	0	0	0
Undervotes	30		11	18	1	0	0
Contest Totals	2,234		567	1,607	59	1	0

## PCT 219

### Comptroller of Public Accounts

Vote For 1

	TOTAL	VOTE %		Election Day	Early Voting	Ballot By Mail	Provisional Ballots	Limited Ballots
REP Glenn Hegar	1,146	52.40%	<div style="width: 52.40%;"><div style="width: 52.40%;"></div></div>	307	813	25	1	0
DEM Janet T. Dudding	1,006	46.00%	<div style="width: 46.00%;"><div style="width: 46.00%;"></div></div>	229	743	34	0	0
LIB V. Alonzo Echevarria-Garza	35	1.60%	<div style="width: 1.60%;"><div style="width: 1.60%;"></div></div>	13	22	0	0	0
Total Votes Cast	2,187	100.00%	<div style="width: 100.00%;"><div style="width: 100.00%;"></div></div>	549	1,578	59	1	0
Overvotes	0			0	0	0	0	0
Undervotes	47			18	29	0	0	0
Contest Totals	2,234			567	1,607	59	1	0

### Commissioner of the General Land Office

Vote For 1

	TOTAL	VOTE %		Election Day	Early Voting	Ballot By Mail	Provisional Ballots	Limited Ballots
REP Dawn Buckingham	1,115	51.29%	<div style="width: 51.29%;"><div style="width: 51.29%;"></div></div>	298	796	20	1	0
DEM Jay Kleberg	1,031	47.42%	<div style="width: 47.42%;"><div style="width: 47.42%;"></div></div>	238	757	36	0	0
GRN Alfred Molison, Jr	27	1.24%	<div style="width: 1.24%;"><div style="width: 1.24%;"></div></div>	7	19	1	0	0
Write-In Totals	1	0.05%	<div style="width: 0.05%;"><div style="width: 0.05%;"></div></div>	0	1	0	0	0
Total Votes Cast	2,174	100.00%	<div style="width: 100.00%;"><div style="width: 100.00%;"></div></div>	543	1,573	57	1	0
Overvotes	0			0	0	0	0	0
Undervotes	60			24	34	2	0	0
Contest Totals	2,234			567	1,607	59	1	0

### Commissioner of Agriculture

Vote For 1

	TOTAL	VOTE %		Election Day	Early Voting	Ballot By Mail	Provisional Ballots	Limited Ballots
REP Sid Miller	1,105	50.76%	<div style="width: 50.76%;"><div style="width: 50.76%;"></div></div>	299	784	21	1	0
DEM Susan Hays	1,072	49.24%	<div style="width: 49.24%;"><div style="width: 49.24%;"></div></div>	245	791	36	0	0
Total Votes Cast	2,177	100.00%	<div style="width: 100.00%;"><div style="width: 100.00%;"></div></div>	544	1,575	57	1	0
Overvotes	0			0	0	0	0	0
Undervotes	57			23	32	2	0	0
Contest Totals	2,234			567	1,607	59	1	0

### Railroad Commissioner

Vote For 1

	TOTAL	VOTE %		Election Day	Early Voting	Ballot By Mail	Provisional Ballots	Limited Ballots
REP Wayne Christian	1,088	50.00%	<div style="width: 50.00%;"><div style="width: 50.00%;"></div></div>	292	776	19	1	0
DEM Luke Warford	1,014	46.60%	<div style="width: 46.60%;"><div style="width: 46.60%;"></div></div>	227	749	38	0	0
LIB Jaime Andres Diez	47	2.16%	<div style="width: 2.16%;"><div style="width: 2.16%;"></div></div>	11	36	0	0	0
GRN Hunter Wayne Crow	27	1.24%	<div style="width: 1.24%;"><div style="width: 1.24%;"></div></div>	11	16	0	0	0
Total Votes Cast	2,176	100.00%	<div style="width: 100.00%;"><div style="width: 100.00%;"></div></div>	541	1,577	57	1	0
Overvotes	0			0	0	0	0	0
Undervotes	58			26	30	2	0	0
Contest Totals	2,234			567	1,607	59	1	0

## PCT 219

### Justice, Supreme Court, Place 3

Vote For 1

	TOTAL	VOTE %	Election Day	Early Voting	Ballot By Mail	Provisional Ballots	Limited Ballots
REP Debra Lehrmann	1,127	51.48%	298	803	25	1	0
DEM Erin A. Nowell	1,028	46.96%	236	759	33	0	0
LIB Thomas Edward Oxford	34	1.55%	14	20	0	0	0
Total Votes Cast	2,189	100.00%	548	1,582	58	1	0
Overvotes	0		0	0	0	0	0
Undervotes	45		19	25	1	0	0
Contest Totals	2,234		567	1,607	59	1	0

### Justice, Supreme Court, Place 5

Vote For 1

	TOTAL	VOTE %	Election Day	Early Voting	Ballot By Mail	Provisional Ballots	Limited Ballots
REP Rebeca Huddle	1,133	52.00%	306	804	22	1	0
DEM Amanda Reichel	1,046	48.00%	237	774	35	0	0
Total Votes Cast	2,179	100.00%	543	1,578	57	1	0
Overvotes	0		0	0	0	0	0
Undervotes	55		24	29	2	0	0
Contest Totals	2,234		567	1,607	59	1	0

### Justice, Supreme Court, Place 9

Vote For 1

	TOTAL	VOTE %	Election Day	Early Voting	Ballot By Mail	Provisional Ballots	Limited Ballots
REP Evan Young	1,110	51.06%	291	793	25	1	0
DEM Julia Maldonado	1,064	48.94%	250	781	33	0	0
Total Votes Cast	2,174	100.00%	541	1,574	58	1	0
Overvotes	0		0	0	0	0	0
Undervotes	60		26	33	1	0	0
Contest Totals	2,234		567	1,607	59	1	0

### Judge, Court of Criminal Appeals, Place 5

Vote For 1

	TOTAL	VOTE %	Election Day	Early Voting	Ballot By Mail	Provisional Ballots	Limited Ballots
REP Scott Walker	1,111	51.25%	298	790	22	1	0
DEM Dana Huffman	1,057	48.75%	242	779	36	0	0
Total Votes Cast	2,168	100.00%	540	1,569	58	1	0
Overvotes	0		0	0	0	0	0
Undervotes	66		27	38	1	0	0
Contest Totals	2,234		567	1,607	59	1	0

## PCT 219

### Judge, Court of Criminal Appeals, Place 6

Vote For 1

	TOTAL	VOTE %		Election Day	Early Voting	Ballot By Mail	Provisional Ballots	Limited Ballots
REP Jesse F. McClure, III	1,126	52.11%	<div style="width: 52.11%;"><div style="width: 52.11%;"></div></div>	303	799	23	1	0
DEM Robert Johnson	1,035	47.89%	<div style="width: 47.89%;"><div style="width: 47.89%;"></div></div>	239	764	32	0	0
Total Votes Cast	2,161	100.00%	<div style="width: 100.00%;"><div style="width: 100.00%;"></div></div>	542	1,563	55	1	0
Overvotes	0			0	0	0	0	0
Undervotes	73			25	44	4	0	0
Contest Totals	2,234			567	1,607	59	1	0

### Member, State Board of Education, District 12 CCD

Vote For 1

	TOTAL	VOTE %		Election Day	Early Voting	Ballot By Mail	Provisional Ballots	Limited Ballots
REP Pam Little	1,100	50.57%	<div style="width: 50.57%;"><div style="width: 50.57%;"></div></div>	296	780	23	1	0
DEM Alex Cornwallis	1,007	46.30%	<div style="width: 46.30%;"><div style="width: 46.30%;"></div></div>	230	743	34	0	0
LIB Christy Mowrey	67	3.08%	<div style="width: 3.08%;"><div style="width: 3.08%;"></div></div>	21	46	0	0	0
Write-In Totals	1	0.05%	<div style="width: 0.05%;"><div style="width: 0.05%;"></div></div>	0	1	0	0	0
Total Votes Cast	2,175	100.00%	<div style="width: 100.00%;"><div style="width: 100.00%;"></div></div>	547	1,570	57	1	0
Overvotes	0			0	0	0	0	0
Undervotes	59			20	37	2	0	0
Contest Totals	2,234			567	1,607	59	1	0

### State Senator, District 8

Vote For 1

	TOTAL	VOTE %		Election Day	Early Voting	Ballot By Mail	Provisional Ballots	Limited Ballots
REP Angela Paxton	1,053	48.06%	<div style="width: 48.06%;"><div style="width: 48.06%;"></div></div>	292	743	18	0	0
DEM Jonathan Cocks	1,083	49.43%	<div style="width: 49.43%;"><div style="width: 49.43%;"></div></div>	237	807	39	0	0
LIB Edward Kless	55	2.51%	<div style="width: 2.51%;"><div style="width: 2.51%;"></div></div>	22	30	2	1	0
Total Votes Cast	2,191	100.00%	<div style="width: 100.00%;"><div style="width: 100.00%;"></div></div>	551	1,580	59	1	0
Overvotes	0			0	0	0	0	0
Undervotes	43			16	27	0	0	0
Contest Totals	2,234			567	1,607	59	1	0

### State Representative, District 70

Vote For 1

	TOTAL	VOTE %		Election Day	Early Voting	Ballot By Mail	Provisional Ballots	Limited Ballots
REP Jamee Jolly	1,147	52.59%	<div style="width: 52.59%;"><div style="width: 52.59%;"></div></div>	305	815	26	1	0
DEM Mihaela Elizabeth Plesa	1,034	47.41%	<div style="width: 47.41%;"><div style="width: 47.41%;"></div></div>	240	761	33	0	0
Total Votes Cast	2,181	100.00%	<div style="width: 100.00%;"><div style="width: 100.00%;"></div></div>	545	1,576	59	1	0
Overvotes	0			0	0	0	0	0
Undervotes	53			22	31	0	0	0
Contest Totals	2,234			567	1,607	59	1	0



## PCT 219

### Justice, 5th Court of Appeals District, Place 4

Vote For 1

	TOTAL	VOTE %		Election Day	Early Voting	Ballot By Mail	Provisional Ballots	Limited Ballots
REP Emily A. Miskel	1,127	52.30%	<div style="width: 52.30%;"><div style="width: 52.30%;"></div></div>	303	799	24	1	0
DEM Maricela Moore	1,028	47.70%	<div style="width: 47.70%;"><div style="width: 47.70%;"></div></div>	237	757	34	0	0
Total Votes Cast	2,155	100.00%	<div style="width: 100.00%;"><div style="width: 100.00%;"></div></div>	540	1,556	58	1	0
Overvotes	0			0	0	0	0	0
Undervotes	79			27	51	1	0	0
Contest Totals	2,234			567	1,607	59	1	0

### Justice, 5th Court of Appeals District, Place 7

Vote For 1

	TOTAL	VOTE %		Election Day	Early Voting	Ballot By Mail	Provisional Ballots	Limited Ballots
REP Kristina Williams	1,115	51.76%	<div style="width: 51.76%;"><div style="width: 51.76%;"></div></div>	300	790	24	1	0
DEM Nancy Kennedy	1,039	48.24%	<div style="width: 48.24%;"><div style="width: 48.24%;"></div></div>	236	769	34	0	0
Total Votes Cast	2,154	100.00%	<div style="width: 100.00%;"><div style="width: 100.00%;"></div></div>	536	1,559	58	1	0
Overvotes	0			0	0	0	0	0
Undervotes	80			31	48	1	0	0
Contest Totals	2,234			567	1,607	59	1	0

### County Judge CCD

Vote For 1

	TOTAL	VOTE %		Election Day	Early Voting	Ballot By Mail	Provisional Ballots	Limited Ballots
REP Chris Hill	1,117	51.43%	<div style="width: 51.43%;"><div style="width: 51.43%;"></div></div>	304	788	24	1	0
DEM Joshua Murray	1,055	48.57%	<div style="width: 48.57%;"><div style="width: 48.57%;"></div></div>	239	782	34	0	0
Total Votes Cast	2,172	100.00%	<div style="width: 100.00%;"><div style="width: 100.00%;"></div></div>	543	1,570	58	1	0
Overvotes	0			0	0	0	0	0
Undervotes	62			24	37	1	0	0
Contest Totals	2,234			567	1,607	59	1	0

### District Clerk CCD




Vote For 1

	TOTAL	VOTE %		Election Day	Early Voting	Ballot By Mail	Provisional Ballots	Limited Ballots
REP Mike Gould	1,132	52.38%	<div style="width: 52.38%;"><div style="width: 52.38%;"></div></div>	308	801	22	1	0
DEM David Brignac	1,029	47.62%	<div style="width: 47.62%;"><div style="width: 47.62%;"></div></div>	232	765	32	0	0
Total Votes Cast	2,161	100.00%	<div style="width: 100.00%;"><div style="width: 100.00%;"></div></div>	540	1,566	54	1	0
Overvotes	0			0	0	0	0	0
Undervotes	73			27	41	5	0	0
Contest Totals	2,234			567	1,607	59	1	0

## PCT 219




### County Commissioner, Precinct 4

Vote For 1

	TOTAL	VOTE %		Election Day	Early Voting	Ballot By Mail	Provisional Ballots	Limited Ballots
REP Duncan Webb	1,125	52.13%		300	802	22	1	0
DEM Jeffrey Williams	1,033	47.87%		234	765	34	0	0
Total Votes Cast	2,158	100.00%		534	1,567	56	1	0
Overvotes	0			0	0	0	0	0
Undervotes	76			33	40	3	0	0
Contest Totals	2,234			567	1,607	59	1	0

### Justice of the Peace, Precinct 3

Vote For 1

	TOTAL	VOTE %		Election Day	Early Voting	Ballot By Mail	Provisional Ballots	Limited Ballots
REP Mike Missildine	1,135	52.82%		303	808	23	1	0
DEM Irvin Lynn Barrett	1,014	47.18%		230	751	33	0	0
Total Votes Cast	2,149	100.00%		533	1,559	56	1	0
Overvotes	0			0	0	0	0	0
Undervotes	85			34	48	3	0	0
Contest Totals	2,234			567	1,607	59	1	0

## PCT 220

### U. S. Representative, District 4

Vote For 1

	TOTAL	VOTE %		Election Day	Early Voting	Ballot By Mail	Provisional Ballots	Limited Ballots
REP Pat Fallon	1,002	45.82%	<div style="width: 45.82%;"><div style="width: 45.82%;"></div></div>	393	579	29	1	0
DEM Iro Omere	1,142	52.22%	<div style="width: 52.22%;"><div style="width: 52.22%;"></div></div>	383	742	17	0	0
LIB John Simmons	43	1.97%	<div style="width: 1.97%;"><div style="width: 1.97%;"></div></div>	20	23	0	0	0
Total Votes Cast	2,187	100.00%	<div style="width: 100.00%;"><div style="width: 100.00%;"></div></div>	796	1,344	46	1	0
Overvotes	0			0	0	0	0	0
Undervotes	32			13	18	1	0	0
Contest Totals	2,219			809	1,362	47	1	0

### Governor

Vote For 1

	TOTAL	VOTE %		Election Day	Early Voting	Ballot By Mail	Provisional Ballots	Limited Ballots
REP Greg Abbott	982	44.39%	<div style="width: 44.39%;"><div style="width: 44.39%;"></div></div>	383	569	29	1	0
DEM Beto O'Rourke	1,213	54.84%	<div style="width: 54.84%;"><div style="width: 54.84%;"></div></div>	415	781	17	0	0
LIB Mark Tippetts	14	0.63%	<div style="width: 0.63%;"><div style="width: 0.63%;"></div></div>	8	6	0	0	0
GRN Delilah Barrios	2	0.09%	<div style="width: 0.09%;"><div style="width: 0.09%;"></div></div>	2	0	0	0	0
Write-In Totals	1	0.05%	<div style="width: 0.05%;"><div style="width: 0.05%;"></div></div>	0	1	0	0	0
Total Votes Cast	2,212	100.00%	<div style="width: 100.00%;"><div style="width: 100.00%;"></div></div>	808	1,357	46	1	0
Overvotes	0			0	0	0	0	0
Undervotes	7			1	5	1	0	0
Contest Totals	2,219			809	1,362	47	1	0

### Lieutenant Governor

Vote For 1

	TOTAL	VOTE %		Election Day	Early Voting	Ballot By Mail	Provisional Ballots	Limited Ballots
REP Dan Patrick	958	43.60%	<div style="width: 43.60%;"><div style="width: 43.60%;"></div></div>	373	556	28	1	0
DEM Mike Collier	1,193	54.30%	<div style="width: 54.30%;"><div style="width: 54.30%;"></div></div>	408	768	17	0	0
LIB Shanna Steele	46	2.09%	<div style="width: 2.09%;"><div style="width: 2.09%;"></div></div>	22	24	0	0	0
Total Votes Cast	2,197	100.00%	<div style="width: 100.00%;"><div style="width: 100.00%;"></div></div>	803	1,348	45	1	0
Overvotes	0			0	0	0	0	0
Undervotes	22			6	14	2	0	0
Contest Totals	2,219			809	1,362	47	1	0

### Attorney General

Vote For 1

	TOTAL	VOTE %		Election Day	Early Voting	Ballot By Mail	Provisional Ballots	Limited Ballots
REP Ken Paxton	958	43.78%	<div style="width: 43.78%;"><div style="width: 43.78%;"></div></div>	375	554	28	1	0
DEM Rochelle Mercedes Garza	1,186	54.20%	<div style="width: 54.20%;"><div style="width: 54.20%;"></div></div>	405	765	16	0	0
LIB Mark Ash	44	2.01%	<div style="width: 2.01%;"><div style="width: 2.01%;"></div></div>	20	24	0	0	0
Total Votes Cast	2,188	100.00%	<div style="width: 100.00%;"><div style="width: 100.00%;"></div></div>	800	1,343	44	1	0
Overvotes	0			0	0	0	0	0
Undervotes	31			9	19	3	0	0
Contest Totals	2,219			809	1,362	47	1	0

## PCT 220

### Comptroller of Public Accounts

Vote For 1

	TOTAL	VOTE %	Election Day	Early Voting	Ballot By Mail	Provisional Ballots	Limited Ballots
REP Glenn Hegar	1,023	47.12%	395	598	29	1	0
DEM Janet T. Dudding	1,117	51.45%	379	721	17	0	0
LIB V. Alonzo Echevarria-Garza	31	1.43%	12	19	0	0	0
Total Votes Cast	2,171	100.00%	786	1,338	46	1	0
Overvotes	0		0	0	0	0	0
Undervotes	48		23	24	1	0	0
Contest Totals	2,219		809	1,362	47	1	0

### Commissioner of the General Land Office

Vote For 1

	TOTAL	VOTE %	Election Day	Early Voting	Ballot By Mail	Provisional Ballots	Limited Ballots
REP Dawn Buckingham	1,008	46.49%	387	591	29	1	0
DEM Jay Kleberg	1,132	52.21%	389	726	17	0	0
GRN Alfred Molison, Jr	27	1.25%	13	14	0	0	0
Write-In Totals	1	0.05%	0	1	0	0	0
Total Votes Cast	2,168	100.00%	789	1,332	46	1	0
Overvotes	0		0	0	0	0	0
Undervotes	51		20	30	1	0	0
Contest Totals	2,219		809	1,362	47	1	0

### Commissioner of Agriculture

Vote For 1

	TOTAL	VOTE %	Election Day	Early Voting	Ballot By Mail	Provisional Ballots	Limited Ballots
REP Sid Miller	1,020	47.03%	398	594	27	1	0
DEM Susan Hays	1,149	52.97%	387	743	19	0	0
Total Votes Cast	2,169	100.00%	785	1,337	46	1	0
Overvotes	0		0	0	0	0	0
Undervotes	50		24	25	1	0	0
Contest Totals	2,219		809	1,362	47	1	0

### Railroad Commissioner

Vote For 1

	TOTAL	VOTE %	Election Day	Early Voting	Ballot By Mail	Provisional Ballots	Limited Ballots
REP Wayne Christian	998	46.27%	384	586	27	1	0
DEM Luke Warford	1,101	51.04%	371	712	18	0	0
LIB Jaime Andres Diez	36	1.67%	14	22	0	0	0
GRN Hunter Wayne Crow	22	1.02%	13	9	0	0	0
Total Votes Cast	2,157	100.00%	782	1,329	45	1	0
Overvotes	0		0	0	0	0	0
Undervotes	62		27	33	2	0	0
Contest Totals	2,219		809	1,362	47	1	0

## PCT 220

### Justice, Supreme Court, Place 3

Vote For 1

	TOTAL	VOTE %	Election Day	Early Voting	Ballot By Mail	Provisional Ballots	Limited Ballots
REP Debra Lehrmann	975	44.93%	368	579	27	1	0
DEM Erin A. Nowell	1,172	54.01%	399	754	19	0	0
LIB Thomas Edward Oxford	23	1.06%	15	8	0	0	0
Total Votes Cast	2,170	100.00%	782	1,341	46	1	0
Overvotes	0		0	0	0	0	0
Undervotes	49		27	21	1	0	0
Contest Totals	2,219		809	1,362	47	1	0

### Justice, Supreme Court, Place 5

Vote For 1

	TOTAL	VOTE %	Election Day	Early Voting	Ballot By Mail	Provisional Ballots	Limited Ballots
REP Rebeca Huddle	989	45.77%	376	584	28	1	0
DEM Amanda Reichel	1,172	54.23%	399	756	17	0	0
Total Votes Cast	2,161	100.00%	775	1,340	45	1	0
Overvotes	0		0	0	0	0	0
Undervotes	58		34	22	2	0	0
Contest Totals	2,219		809	1,362	47	1	0

### Justice, Supreme Court, Place 9

Vote For 1

	TOTAL	VOTE %	Election Day	Early Voting	Ballot By Mail	Provisional Ballots	Limited Ballots
REP Evan Young	992	45.78%	378	584	29	1	0
DEM Julia Maldonado	1,175	54.22%	403	756	16	0	0
Total Votes Cast	2,167	100.00%	781	1,340	45	1	0
Overvotes	0		0	0	0	0	0
Undervotes	52		28	22	2	0	0
Contest Totals	2,219		809	1,362	47	1	0

### Judge, Court of Criminal Appeals, Place 5

Vote For 1

	TOTAL	VOTE %	Election Day	Early Voting	Ballot By Mail	Provisional Ballots	Limited Ballots
REP Scott Walker	987	45.74%	381	577	28	1	0
DEM Dana Huffman	1,171	54.26%	399	755	17	0	0
Total Votes Cast	2,158	100.00%	780	1,332	45	1	0
Overvotes	0		0	0	0	0	0
Undervotes	61		29	30	2	0	0
Contest Totals	2,219		809	1,362	47	1	0

## PCT 220

### Judge, Court of Criminal Appeals, Place 6

Vote For 1

	TOTAL	VOTE %		Election Day	Early Voting	Ballot By Mail	Provisional Ballots	Limited Ballots
REP Jesse F. McClure, III	994	46.02%	<div style="width: 46.02%;"><div style="width: 46.02%;"></div></div>	380	585	28	1	0
DEM Robert Johnson	1,166	53.98%	<div style="width: 53.98%;"><div style="width: 53.98%;"></div></div>	399	750	17	0	0
Total Votes Cast	2,160	100.00%	<div style="width: 100.00%;"><div style="width: 100.00%;"></div></div>	779	1,335	45	1	0
Overvotes	0			0	0	0	0	0
Undervotes	59			30	27	2	0	0
Contest Totals	2,219			809	1,362	47	1	0

### Member, State Board of Education, District 12 CCD

Vote For 1

	TOTAL	VOTE %		Election Day	Early Voting	Ballot By Mail	Provisional Ballots	Limited Ballots
REP Pam Little	964	44.59%	<div style="width: 44.59%;"><div style="width: 44.59%;"></div></div>	374	563	26	1	0
DEM Alex Cornwallis	1,141	52.78%	<div style="width: 52.78%;"><div style="width: 52.78%;"></div></div>	384	740	17	0	0
LIB Christy Mowrey	56	2.59%	<div style="width: 2.59%;"><div style="width: 2.59%;"></div></div>	23	31	2	0	0
Write-In Totals	1	0.05%	<div style="width: 0.05%;"><div style="width: 0.05%;"></div></div>	0	1	0	0	0
Total Votes Cast	2,162	100.00%	<div style="width: 100.00%;"><div style="width: 100.00%;"></div></div>	781	1,335	45	1	0
Overvotes	0			0	0	0	0	0
Undervotes	57			28	27	2	0	0
Contest Totals	2,219			809	1,362	47	1	0

### State Representative, District 61

Vote For 1

	TOTAL	VOTE %		Election Day	Early Voting	Ballot By Mail	Provisional Ballots	Limited Ballots
REP Frederick Frazier	992	45.82%	<div style="width: 45.82%;"><div style="width: 45.82%;"></div></div>	381	584	26	1	0
DEM Sheena King	1,173	54.18%	<div style="width: 54.18%;"><div style="width: 54.18%;"></div></div>	403	751	19	0	0
Total Votes Cast	2,165	100.00%	<div style="width: 100.00%;"><div style="width: 100.00%;"></div></div>	784	1,335	45	1	0
Overvotes	0			0	0	0	0	0
Undervotes	54			25	27	2	0	0
Contest Totals	2,219			809	1,362	47	1	0

### Justice, 5th Court of Appeals District, Place 4

Vote For 1

	TOTAL	VOTE %		Election Day	Early Voting	Ballot By Mail	Provisional Ballots	Limited Ballots
REP Emily A. Miskel	981	45.84%	<div style="width: 45.84%;"><div style="width: 45.84%;"></div></div>	379	575	26	1	0
DEM Maricela Moore	1,159	54.16%	<div style="width: 54.16%;"><div style="width: 54.16%;"></div></div>	388	752	19	0	0
Total Votes Cast	2,140	100.00%	<div style="width: 100.00%;"><div style="width: 100.00%;"></div></div>	767	1,327	45	1	0
Overvotes	0			0	0	0	0	0
Undervotes	79			42	35	2	0	0
Contest Totals	2,219			809	1,362	47	1	0

## PCT 220

### Justice, 5th Court of Appeals District, Place 7

Vote For 1

	TOTAL	VOTE %	Election Day	Early Voting	Ballot By Mail	Provisional Ballots	Limited Ballots
REP Kristina Williams	983	45.64%	373	582	27	1	0
DEM Nancy Kennedy	1,171	54.36%	401	751	19	0	0
Total Votes Cast	2,154	100.00%	774	1,333	46	1	0
Overvotes	0		0	0	0	0	0
Undervotes	65		35	29	1	0	0
Contest Totals	2,219		809	1,362	47	1	0

### County Judge CCD

Vote For 1

	TOTAL	VOTE %	Election Day	Early Voting	Ballot By Mail	Provisional Ballots	Limited Ballots
REP Chris Hill	979	45.18%	375	574	29	1	0
DEM Joshua Murray	1,188	54.82%	407	764	17	0	0
Total Votes Cast	2,167	100.00%	782	1,338	46	1	0
Overvotes	0		0	0	0	0	0
Undervotes	52		27	24	1	0	0
Contest Totals	2,219		809	1,362	47	1	0

### District Clerk CCD

Vote For 1

	TOTAL	VOTE %	Election Day	Early Voting	Ballot By Mail	Provisional Ballots	Limited Ballots
REP Mike Gould	1,007	46.90%	382	594	30	1	0
DEM David Brignac	1,140	53.10%	387	736	17	0	0
Total Votes Cast	2,147	100.00%	769	1,330	47	1	0
Overvotes	0		0	0	0	0	0
Undervotes	72		40	32	0	0	0
Contest Totals	2,219		809	1,362	47	1	0

### Justice of the Peace, Precinct 4

Vote For 1

	TOTAL	VOTE %	Election Day	Early Voting	Ballot By Mail	Provisional Ballots	Limited Ballots
REP Vincent Venegoni	989	46.02%	376	584	28	1	0
DEM Adam Kern	1,160	53.98%	394	748	18	0	0
Total Votes Cast	2,149	100.00%	770	1,332	46	1	0
Overvotes	0		0	0	0	0	0
Undervotes	70		39	30	1	0	0
Contest Totals	2,219		809	1,362	47	1	0

## PCT 221

### U. S. Representative District 3

Vote For 1

	TOTAL	VOTE %	Election Day	Early Voting	Ballot By Mail	Provisional Ballots	Limited Ballots
REP Keith Self	1,852	65.44%	427	1,351	72	2	0
DEM Sandeep Srivastava	910	32.16%	182	692	36	0	0
LIB Christopher Claytor	68	2.40%	25	40	3	0	0
Total Votes Cast	2,830	100.00%	634	2,083	111	2	0
Overvotes	0		0	0	0	0	0
Undervotes	44		8	34	2	0	0
Contest Totals	2,874		642	2,117	113	2	0

### Governor

Vote For 1

	TOTAL	VOTE %	Election Day	Early Voting	Ballot By Mail	Provisional Ballots	Limited Ballots
REP Greg Abbott	1,803	63.02%	416	1,315	70	2	0
DEM Beto O'Rourke	1,021	35.69%	213	768	40	0	0
LIB Mark Tippetts	28	0.98%	10	17	1	0	0
GRN Delilah Barrios	7	0.24%	3	3	1	0	0
Write-In Totals	2	0.07%	0	2	0	0	0
Total Votes Cast	2,861	100.00%	642	2,105	112	2	0
Overvotes	0		0	0	0	0	0
Undervotes	13		0	12	1	0	0
Contest Totals	2,874		642	2,117	113	2	0

### Lieutenant Governor

Vote For 1

	TOTAL	VOTE %	Election Day	Early Voting	Ballot By Mail	Provisional Ballots	Limited Ballots
REP Dan Patrick	1,759	62.02%	407	1,282	68	2	0
DEM Mike Collier	1,021	36.00%	206	772	43	0	0
LIB Shanna Steele	56	1.97%	22	33	1	0	0
Total Votes Cast	2,836	100.00%	635	2,087	112	2	0
Overvotes	0		0	0	0	0	0
Undervotes	38		7	30	1	0	0
Contest Totals	2,874		642	2,117	113	2	0

### Attorney General

Vote For 1

	TOTAL	VOTE %	Election Day	Early Voting	Ballot By Mail	Provisional Ballots	Limited Ballots
REP Ken Paxton	1,700	60.24%	392	1,239	67	2	0
DEM Rochelle Mercedes Garza	1,005	35.61%	197	763	45	0	0
LIB Mark Ash	117	4.15%	42	75	0	0	0
Total Votes Cast	2,822	100.00%	631	2,077	112	2	0
Overvotes	0		0	0	0	0	0
Undervotes	52		11	40	1	0	0
Contest Totals	2,874		642	2,117	113	2	0



## PCT 221

### Comptroller of Public Accounts

Vote For 1

	TOTAL	VOTE %	Election Day	Early Voting	Ballot By Mail	Provisional Ballots	Limited Ballots
REP Glenn Hegar	1,877	67.04%	426	1,373	76	2	0
DEM Janet T. Dudding	867	30.96%	175	660	32	0	0
LIB V. Alonzo Echevarria-Garza	56	2.00%	22	32	2	0	0
Total Votes Cast	2,800	100.00%	623	2,065	110	2	0
Overvotes	0		0	0	0	0	0
Undervotes	74		19	52	3	0	0
Contest Totals	2,874		642	2,117	113	2	0

### Commissioner of the General Land Office

Vote For 1

	TOTAL	VOTE %	Election Day	Early Voting	Ballot By Mail	Provisional Ballots	Limited Ballots
REP Dawn Buckingham	1,854	66.40%	427	1,355	70	2	0
DEM Jay Kleberg	903	32.34%	185	681	37	0	0
GRN Alfred Molison, Jr	32	1.15%	11	19	2	0	0
Write-In Totals	3	0.11%	1	2	0	0	0
Total Votes Cast	2,792	100.00%	624	2,057	109	2	0
Overvotes	0		0	0	0	0	0
Undervotes	82		18	60	4	0	0
Contest Totals	2,874		642	2,117	113	2	0

### Commissioner of Agriculture

Vote For 1

	TOTAL	VOTE %	Election Day	Early Voting	Ballot By Mail	Provisional Ballots	Limited Ballots
REP Sid Miller	1,854	66.33%	428	1,353	71	2	0
DEM Susan Hays	941	33.67%	196	707	38	0	0
Total Votes Cast	2,795	100.00%	624	2,060	109	2	0
Overvotes	0		0	0	0	0	0
Undervotes	79		18	57	4	0	0
Contest Totals	2,874		642	2,117	113	2	0

### Railroad Commissioner

Vote For 1

	TOTAL	VOTE %	Election Day	Early Voting	Ballot By Mail	Provisional Ballots	Limited Ballots
REP Wayne Christian	1,823	65.43%	417	1,335	69	2	0
DEM Luke Warford	875	31.41%	169	669	37	0	0
LIB Jaime Andres Diez	70	2.51%	31	37	2	0	0
GRN Hunter Wayne Crow	18	0.65%	5	12	1	0	0
Total Votes Cast	2,786	100.00%	622	2,053	109	2	0
Overvotes	0		0	0	0	0	0
Undervotes	88		20	64	4	0	0
Contest Totals	2,874		642	2,117	113	2	0

## PCT 221

### Justice, Supreme Court, Place 3

Vote For 1

	TOTAL	VOTE %	Election Day	Early Voting	Ballot By Mail	Provisional Ballots	Limited Ballots
REP Debra Lehrmann	1,836	65.57%	421	1,343	71	1	0
DEM Erin A. Nowell	912	32.57%	188	688	36	0	0
LIB Thomas Edward Oxford	52	1.86%	19	30	3	0	0
Total Votes Cast	2,800	100.00%	628	2,061	110	1	0
Overvotes	0		0	0	0	0	0
Undervotes	74		14	56	3	1	0
Contest Totals	2,874		642	2,117	113	2	0

### Justice, Supreme Court, Place 5

Vote For 1

	TOTAL	VOTE %	Election Day	Early Voting	Ballot By Mail	Provisional Ballots	Limited Ballots
REP Rebeca Huddle	1,854	66.45%	429	1,352	72	1	0
DEM Amanda Reichel	936	33.55%	197	702	37	0	0
Total Votes Cast	2,790	100.00%	626	2,054	109	1	0
Overvotes	0		0	0	0	0	0
Undervotes	84		16	63	4	1	0
Contest Totals	2,874		642	2,117	113	2	0

### Justice, Supreme Court, Place 9

Vote For 1

	TOTAL	VOTE %	Election Day	Early Voting	Ballot By Mail	Provisional Ballots	Limited Ballots
REP Evan Young	1,845	66.18%	423	1,349	72	1	0
DEM Julia Maldonado	943	33.82%	199	706	38	0	0
Total Votes Cast	2,788	100.00%	622	2,055	110	1	0
Overvotes	0		0	0	0	0	0
Undervotes	86		20	62	3	1	0
Contest Totals	2,874		642	2,117	113	2	0

### Judge, Court of Criminal Appeals, Place 5

Vote For 1

	TOTAL	VOTE %	Election Day	Early Voting	Ballot By Mail	Provisional Ballots	Limited Ballots
REP Scott Walker	1,845	66.22%	424	1,346	74	1	0
DEM Dana Huffman	941	33.78%	198	708	35	0	0
Total Votes Cast	2,786	100.00%	622	2,054	109	1	0
Overvotes	0		0	0	0	0	0
Undervotes	88		20	63	4	1	0
Contest Totals	2,874		642	2,117	113	2	0

**PCT 221**

**Judge, Court of Criminal Appeals, Place 6**

Vote For 1

	TOTAL	VOTE %	Election Day	Early Voting	Ballot By Mail	Provisional Ballots	Limited Ballots
REP Jesse F. McClure, III	1,856	66.88%	431	1,352	72	1	0
DEM Robert Johnson	919	33.12%	191	692	36	0	0
Total Votes Cast	2,775	100.00%	622	2,044	108	1	0
Overvotes	0		0	0	0	0	0
Undervotes	99		20	73	5	1	0
Contest Totals	2,874		642	2,117	113	2	0

**Member, State Board of Education, District 12 CCD**

Vote For 1

	TOTAL	VOTE %	Election Day	Early Voting	Ballot By Mail	Provisional Ballots	Limited Ballots
REP Pam Little	1,810	65.01%	416	1,323	70	1	0
DEM Alex Cornwallis	896	32.18%	177	685	34	0	0
LIB Christy Mowrey	78	2.80%	26	50	2	0	0
Write-In Totals	0	0.00%	0	0	0	0	0
Total Votes Cast	2,784	100.00%	619	2,058	106	1	0
Overvotes	0		0	0	0	0	0
Undervotes	90		23	59	7	1	0
Contest Totals	2,874		642	2,117	113	2	0

**State Senator, District 8**

Vote For 1

	TOTAL	VOTE %	Election Day	Early Voting	Ballot By Mail	Provisional Ballots	Limited Ballots
REP Angela Paxton	1,734	62.02%	403	1,265	64	2	0
DEM Jonathan Cocks	989	35.37%	196	748	45	0	0
LIB Edward Kless	73	2.61%	26	45	2	0	0
Total Votes Cast	2,796	100.00%	625	2,058	111	2	0
Overvotes	0		0	0	0	0	0
Undervotes	78		17	59	2	0	0
Contest Totals	2,874		642	2,117	113	2	0

**State Representative, District 61**

Vote For 1

	TOTAL	VOTE %	Election Day	Early Voting	Ballot By Mail	Provisional Ballots	Limited Ballots
REP Frederick Frazier	1,839	65.66%	435	1,332	70	2	0
DEM Sheena King	962	34.34%	193	728	41	0	0
Total Votes Cast	2,801	100.00%	628	2,060	111	2	0
Overvotes	0		0	0	0	0	0
Undervotes	73		14	57	2	0	0
Contest Totals	2,874		642	2,117	113	2	0

## PCT 221

### Justice, 5th Court of Appeals District, Place 4

Vote For 1

	TOTAL	VOTE %	Election Day	Early Voting	Ballot By Mail	Provisional Ballots	Limited Ballots
REP Emily A. Miskel	1,861	66.97%	426	1,359	75	1	0
DEM Maricela Moore	918	33.03%	194	690	34	0	0
Total Votes Cast	2,779	100.00%	620	2,049	109	1	0
Overvotes	1		0	0	1	0	0
Undervotes	94		22	68	3	1	0
Contest Totals	2,874		642	2,117	113	2	0

### Justice, 5th Court of Appeals District, Place 7

Vote For 1

	TOTAL	VOTE %	Election Day	Early Voting	Ballot By Mail	Provisional Ballots	Limited Ballots
REP Kristina Williams	1,840	66.38%	424	1,342	73	1	0
DEM Nancy Kennedy	932	33.62%	194	701	37	0	0
Total Votes Cast	2,772	100.00%	618	2,043	110	1	0
Overvotes	0		0	0	0	0	0
Undervotes	102		24	74	3	1	0
Contest Totals	2,874		642	2,117	113	2	0

### County Judge CCD

Vote For 1

	TOTAL	VOTE %	Election Day	Early Voting	Ballot By Mail	Provisional Ballots	Limited Ballots
REP Chris Hill	1,843	66.06%	431	1,338	73	1	0
DEM Joshua Murray	947	33.94%	195	714	38	0	0
Total Votes Cast	2,790	100.00%	626	2,052	111	1	0
Overvotes	0		0	0	0	0	0
Undervotes	84		16	65	2	1	0
Contest Totals	2,874		642	2,117	113	2	0

### District Clerk CCD

Vote For 1

	TOTAL	VOTE %	Election Day	Early Voting	Ballot By Mail	Provisional Ballots	Limited Ballots
REP Mike Gould	1,854	66.93%	433	1,348	72	1	0
DEM David Brignac	916	33.07%	183	697	36	0	0
Total Votes Cast	2,770	100.00%	616	2,045	108	1	0
Overvotes	0		0	0	0	0	0
Undervotes	104		26	72	5	1	0
Contest Totals	2,874		642	2,117	113	2	0

## PCT 221

### Justice of the Peace, Precinct 4

Vote For 1

	TOTAL	VOTE %		Election Day	Early Voting	Ballot By Mail	Provisional Ballots	Limited Ballots
REP Vincent Venegoni	1,845	66.53%		429	1,342	73	1	0
DEM Adam Kern	928	33.47%		193	702	33	0	0
Total Votes Cast	2,773	100.00%		622	2,044	106	1	0
Overvotes	0			0	0	0	0	0
Undervotes	101			20	73	7	1	0
Contest Totals	2,874			642	2,117	113	2	0

### McKinney, City of - Local Option Election

Vote For 1

	TOTAL	VOTE %		Election Day	Early Voting	Ballot By Mail	Provisional Ballots	Limited Ballots
For	2,151	77.82%		483	1,569	97	2	0
Against	613	22.18%		140	460	13	0	0
Total Votes Cast	2,764	100.00%		623	2,029	110	2	0
Overvotes	0			0	0	0	0	0
Undervotes	110			19	88	3	0	0
Contest Totals	2,874			642	2,117	113	2	0

## PCT 222

### U. S. Representative District 3

Vote For 1

	TOTAL	VOTE %	Election Day	Early Voting	Ballot By Mail	Provisional Ballots	Limited Ballots
REP Keith Self	964	50.42%	251	692	20	1	0
DEM Sandeep Srivastava	905	47.33%	215	660	30	0	0
LIB Christopher Claytor	43	2.25%	18	25	0	0	0
Total Votes Cast	1,912	100.00%	484	1,377	50	1	0
Overvotes	0		0	0	0	0	0
Undervotes	21		10	10	1	0	0
Contest Totals	1,933		494	1,387	51	1	0

### Governor

Vote For 1

	TOTAL	VOTE %	Election Day	Early Voting	Ballot By Mail	Provisional Ballots	Limited Ballots
REP Greg Abbott	935	48.50%	247	668	19	1	0
DEM Beto O'Rourke	967	50.16%	239	698	30	0	0
LIB Mark Tippetts	22	1.14%	6	16	0	0	0
GRN Delilah Barrios	4	0.21%	1	3	0	0	0
Write-In Totals	0	0.00%	0	0	0	0	0
Total Votes Cast	1,928	100.00%	493	1,385	49	1	0
Overvotes	0		0	0	0	0	0
Undervotes	5		1	2	2	0	0
Contest Totals	1,933		494	1,387	51	1	0

### Lieutenant Governor

Vote For 1

	TOTAL	VOTE %	Election Day	Early Voting	Ballot By Mail	Provisional Ballots	Limited Ballots
REP Dan Patrick	925	48.38%	241	664	19	1	0
DEM Mike Collier	955	49.95%	234	689	32	0	0
LIB Shanna Steele	32	1.67%	10	22	0	0	0
Total Votes Cast	1,912	100.00%	485	1,375	51	1	0
Overvotes	0		0	0	0	0	0
Undervotes	21		9	12	0	0	0
Contest Totals	1,933		494	1,387	51	1	0

### Attorney General

Vote For 1

	TOTAL	VOTE %	Election Day	Early Voting	Ballot By Mail	Provisional Ballots	Limited Ballots
REP Ken Paxton	914	48.05%	247	652	14	1	0
DEM Rochelle Mercedes Garza	944	49.63%	227	685	32	0	0
LIB Mark Ash	44	2.31%	12	31	1	0	0
Total Votes Cast	1,902	100.00%	486	1,368	47	1	0
Overvotes	0		0	0	0	0	0
Undervotes	31		8	19	4	0	0
Contest Totals	1,933		494	1,387	51	1	0

## PCT 222

### Comptroller of Public Accounts

Vote For 1

	TOTAL	VOTE %	Election Day	Early Voting	Ballot By Mail	Provisional Ballots	Limited Ballots
REP Glenn Hegar	1,002	52.82%	265	716	20	1	0
DEM Janet T. Dudding	867	45.70%	201	636	30	0	0
LIB V. Alonzo Echevarria-Garza	28	1.48%	9	19	0	0	0
Total Votes Cast	1,897	100.00%	475	1,371	50	1	0
Overvotes	0		0	0	0	0	0
Undervotes	36		19	16	1	0	0
Contest Totals	1,933		494	1,387	51	1	0

### Commissioner of the General Land Office

Vote For 1

	TOTAL	VOTE %	Election Day	Early Voting	Ballot By Mail	Provisional Ballots	Limited Ballots
REP Dawn Buckingham	982	51.99%	256	704	21	1	0
DEM Jay Kleberg	901	47.70%	215	656	30	0	0
GRN Alfred Molison, Jr	5	0.26%	3	2	0	0	0
Write-In Totals	1	0.05%	1	0	0	0	0
Total Votes Cast	1,889	100.00%	475	1,362	51	1	0
Overvotes	0		0	0	0	0	0
Undervotes	44		19	25	0	0	0
Contest Totals	1,933		494	1,387	51	1	0

### Commissioner of Agriculture

Vote For 1

	TOTAL	VOTE %	Election Day	Early Voting	Ballot By Mail	Provisional Ballots	Limited Ballots
REP Sid Miller	983	52.18%	263	699	20	1	0
DEM Susan Hays	901	47.82%	210	660	31	0	0
Total Votes Cast	1,884	100.00%	473	1,359	51	1	0
Overvotes	0		0	0	0	0	0
Undervotes	49		21	28	0	0	0
Contest Totals	1,933		494	1,387	51	1	0

### Railroad Commissioner

Vote For 1

	TOTAL	VOTE %	Election Day	Early Voting	Ballot By Mail	Provisional Ballots	Limited Ballots
REP Wayne Christian	971	51.40%	261	690	19	1	0
DEM Luke Warford	870	46.06%	196	643	31	0	0
LIB Jaime Andres Diez	39	2.06%	12	27	0	0	0
GRN Hunter Wayne Crow	9	0.48%	6	3	0	0	0
Total Votes Cast	1,889	100.00%	475	1,363	50	1	0
Overvotes	0		0	0	0	0	0
Undervotes	44		19	24	1	0	0
Contest Totals	1,933		494	1,387	51	1	0

## PCT 222

### Justice, Supreme Court, Place 3

Vote For 1

	TOTAL	VOTE %	Election Day	Early Voting	Ballot By Mail	Provisional Ballots	Limited Ballots
REP Debra Lehrmann	971	51.21%	256	696	18	1	0
DEM Erin A. Nowell	901	47.52%	214	656	31	0	0
LIB Thomas Edward Oxford	24	1.27%	7	16	1	0	0
Total Votes Cast	1,896	100.00%	477	1,368	50	1	0
Overvotes	0		0	0	0	0	0
Undervotes	37		17	19	1	0	0
Contest Totals	1,933		494	1,387	51	1	0

### Justice, Supreme Court, Place 5

Vote For 1

	TOTAL	VOTE %	Election Day	Early Voting	Ballot By Mail	Provisional Ballots	Limited Ballots
REP Rebeca Huddle	983	52.04%	257	706	19	1	0
DEM Amanda Reichel	906	47.96%	218	657	31	0	0
Total Votes Cast	1,889	100.00%	475	1,363	50	1	0
Overvotes	0		0	0	0	0	0
Undervotes	44		19	24	1	0	0
Contest Totals	1,933		494	1,387	51	1	0

### Justice, Supreme Court, Place 9

Vote For 1

	TOTAL	VOTE %	Election Day	Early Voting	Ballot By Mail	Provisional Ballots	Limited Ballots
REP Evan Young	977	51.83%	255	701	20	1	0
DEM Julia Maldonado	908	48.17%	215	663	30	0	0
Total Votes Cast	1,885	100.00%	470	1,364	50	1	0
Overvotes	0		0	0	0	0	0
Undervotes	48		24	23	1	0	0
Contest Totals	1,933		494	1,387	51	1	0

### Judge, Court of Criminal Appeals, Place 5

Vote For 1

	TOTAL	VOTE %	Election Day	Early Voting	Ballot By Mail	Provisional Ballots	Limited Ballots
REP Scott Walker	977	52.02%	256	701	19	1	0
DEM Dana Huffman	901	47.98%	212	658	31	0	0
Total Votes Cast	1,878	100.00%	468	1,359	50	1	0
Overvotes	0		0	0	0	0	0
Undervotes	55		26	28	1	0	0
Contest Totals	1,933		494	1,387	51	1	0



## PCT 222

### Judge, Court of Criminal Appeals, Place 6

Vote For 1

	TOTAL	VOTE %		Election Day	Early Voting	Ballot By Mail	Provisional Ballots	Limited Ballots
REP Jesse F. McClure, III	979	52.19%	<div style="width: 52.19%;"><div style="width: 52.19%;"></div></div>	260	698	20	1	0
DEM Robert Johnson	897	47.81%	<div style="width: 47.81%;"><div style="width: 47.81%;"></div></div>	208	661	28	0	0
Total Votes Cast	1,876	100.00%	<div style="width: 100.00%;"><div style="width: 100.00%;"></div></div>	468	1,359	48	1	0
Overvotes	0			0	0	0	0	0
Undervotes	57			26	28	3	0	0
Contest Totals	1,933			494	1,387	51	1	0

### Member, State Board of Education, District 12 CCD

Vote For 1

	TOTAL	VOTE %		Election Day	Early Voting	Ballot By Mail	Provisional Ballots	Limited Ballots
REP Pam Little	973	51.59%	<div style="width: 51.59%;"><div style="width: 51.59%;"></div></div>	258	694	20	1	0
DEM Alex Cornwallis	879	46.61%	<div style="width: 46.61%;"><div style="width: 46.61%;"></div></div>	206	644	29	0	0
LIB Christy Mowrey	33	1.75%	<div style="width: 1.75%;"><div style="width: 1.75%;"></div></div>	7	25	1	0	0
Write-In Totals	1	0.05%	<div style="width: 0.05%;"><div style="width: 0.05%;"></div></div>	0	1	0	0	0
Total Votes Cast	1,886	100.00%	<div style="width: 100.00%;"><div style="width: 100.00%;"></div></div>	471	1,364	50	1	0
Overvotes	0			0	0	0	0	0
Undervotes	47			23	23	1	0	0
Contest Totals	1,933			494	1,387	51	1	0

### State Senator, District 8

Vote For 1

	TOTAL	VOTE %		Election Day	Early Voting	Ballot By Mail	Provisional Ballots	Limited Ballots
REP Angela Paxton	930	49.26%	<div style="width: 49.26%;"><div style="width: 49.26%;"></div></div>	252	659	18	1	0
DEM Jonathan Cocks	919	48.68%	<div style="width: 48.68%;"><div style="width: 48.68%;"></div></div>	211	678	30	0	0
LIB Edward Kless	39	2.07%	<div style="width: 2.07%;"><div style="width: 2.07%;"></div></div>	9	28	2	0	0
Total Votes Cast	1,888	100.00%	<div style="width: 100.00%;"><div style="width: 100.00%;"></div></div>	472	1,365	50	1	0
Overvotes	0			0	0	0	0	0
Undervotes	45			22	22	1	0	0
Contest Totals	1,933			494	1,387	51	1	0

### State Representative, District 67

Vote For 1

	TOTAL	VOTE %		Election Day	Early Voting	Ballot By Mail	Provisional Ballots	Limited Ballots
REP Jeff Leach	995	52.79%	<div style="width: 52.79%;"><div style="width: 52.79%;"></div></div>	261	712	21	1	0
DEM Kevin Morris	890	47.21%	<div style="width: 47.21%;"><div style="width: 47.21%;"></div></div>	211	649	30	0	0
Total Votes Cast	1,885	100.00%	<div style="width: 100.00%;"><div style="width: 100.00%;"></div></div>	472	1,361	51	1	0
Overvotes	0			0	0	0	0	0
Undervotes	48			22	26	0	0	0
Contest Totals	1,933			494	1,387	51	1	0

## PCT 222

### Justice, 5th Court of Appeals District, Place 4

Vote For 1

	TOTAL	VOTE %	Election Day	Early Voting	Ballot By Mail	Provisional Ballots	Limited Ballots
REP Emily A. Miskel	978	52.27%	262	695	20	1	0
DEM Maricela Moore	893	47.73%	207	656	30	0	0
Total Votes Cast	1,871	100.00%	469	1,351	50	1	0
Overvotes	0		0	0	0	0	0
Undervotes	62		25	36	1	0	0
Contest Totals	1,933		494	1,387	51	1	0

### Justice, 5th Court of Appeals District, Place 7

Vote For 1

	TOTAL	VOTE %	Election Day	Early Voting	Ballot By Mail	Provisional Ballots	Limited Ballots
REP Kristina Williams	959	51.26%	256	683	19	1	0
DEM Nancy Kennedy	912	48.74%	212	669	31	0	0
Total Votes Cast	1,871	100.00%	468	1,352	50	1	0
Overvotes	0		0	0	0	0	0
Undervotes	62		26	35	1	0	0
Contest Totals	1,933		494	1,387	51	1	0

### County Judge CCD

Vote For 1

	TOTAL	VOTE %	Election Day	Early Voting	Ballot By Mail	Provisional Ballots	Limited Ballots
REP Chris Hill	968	51.49%	256	691	20	1	0
DEM Joshua Murray	912	48.51%	212	669	31	0	0
Total Votes Cast	1,880	100.00%	468	1,360	51	1	0
Overvotes	0		0	0	0	0	0
Undervotes	53		26	27	0	0	0
Contest Totals	1,933		494	1,387	51	1	0

### District Clerk CCD




Vote For 1

	TOTAL	VOTE %	Election Day	Early Voting	Ballot By Mail	Provisional Ballots	Limited Ballots
REP Mike Gould	977	52.25%	258	698	20	1	0
DEM David Brignac	893	47.75%	211	652	30	0	0
Total Votes Cast	1,870	100.00%	469	1,350	50	1	0
Overvotes	0		0	0	0	0	0
Undervotes	63		25	37	1	0	0
Contest Totals	1,933		494	1,387	51	1	0

## PCT 222

### County Commissioner, Precinct 4

Vote For 1

	TOTAL	VOTE %		Election Day	Early Voting	Ballot By Mail	Provisional Ballots	Limited Ballots
REP Duncan Webb	972	52.06%		258	694	19	1	0
DEM Jeffrey Williams	895	47.94%		207	658	30	0	0
Total Votes Cast	1,867	100.00%		465	1,352	49	1	0
Overvotes	0			0	0	0	0	0
Undervotes	66			29	35	2	0	0
Contest Totals	1,933			494	1,387	51	1	0

## PCT 223

### U. S. Representative District 3

Vote For 1

	TOTAL	VOTE %		Election Day	Early Voting	Ballot By Mail	Provisional Ballots	Limited Ballots
REP Keith Self	637	53.71%	<div style="width: 53.71%;"><div style="width: 53.71%;"></div></div>	168	457	12	0	0
DEM Sandeep Srivastava	516	43.51%	<div style="width: 43.51%;"><div style="width: 43.51%;"></div></div>	130	377	9	0	0
LIB Christopher Claytor	33	2.78%	<div style="width: 2.78%;"><div style="width: 2.78%;"></div></div>	12	21	0	0	0
Total Votes Cast	1,186	100.00%	<div style="width: 100.00%;"><div style="width: 100.00%;"></div></div>	310	855	21	0	0
Overvotes	0			0	0	0	0	0
Undervotes	10			6	3	0	1	0
Contest Totals	1,196			316	858	21	1	0

### Governor

Vote For 1

	TOTAL	VOTE %		Election Day	Early Voting	Ballot By Mail	Provisional Ballots	Limited Ballots
REP Greg Abbott	629	52.95%	<div style="width: 52.95%;"><div style="width: 52.95%;"></div></div>	167	451	10	1	0
DEM Beto O'Rourke	548	46.13%	<div style="width: 46.13%;"><div style="width: 46.13%;"></div></div>	142	395	11	0	0
LIB Mark Tippetts	10	0.84%	<div style="width: 0.84%;"><div style="width: 0.84%;"></div></div>	4	6	0	0	0
GRN Delilah Barrios	1	0.08%	<div style="width: 0.08%;"><div style="width: 0.08%;"></div></div>	0	1	0	0	0
Write-In Totals	0	0.00%	<div style="width: 0.00%;"><div style="width: 0.00%;"></div></div>	0	0	0	0	0
Total Votes Cast	1,188	100.00%	<div style="width: 100.00%;"><div style="width: 100.00%;"></div></div>	313	853	21	1	0
Overvotes	0			0	0	0	0	0
Undervotes	8			3	5	0	0	0
Contest Totals	1,196			316	858	21	1	0

### Lieutenant Governor

Vote For 1

	TOTAL	VOTE %		Election Day	Early Voting	Ballot By Mail	Provisional Ballots	Limited Ballots
REP Dan Patrick	613	51.51%	<div style="width: 51.51%;"><div style="width: 51.51%;"></div></div>	166	436	11	0	0
DEM Mike Collier	557	46.81%	<div style="width: 46.81%;"><div style="width: 46.81%;"></div></div>	140	406	10	1	0
LIB Shanna Steele	20	1.68%	<div style="width: 1.68%;"><div style="width: 1.68%;"></div></div>	8	12	0	0	0
Total Votes Cast	1,190	100.00%	<div style="width: 100.00%;"><div style="width: 100.00%;"></div></div>	314	854	21	1	0
Overvotes	0			0	0	0	0	0
Undervotes	6			2	4	0	0	0
Contest Totals	1,196			316	858	21	1	0

### Attorney General

Vote For 1

	TOTAL	VOTE %		Election Day	Early Voting	Ballot By Mail	Provisional Ballots	Limited Ballots
REP Ken Paxton	587	49.62%	<div style="width: 49.62%;"><div style="width: 49.62%;"></div></div>	165	412	10	0	0
DEM Rochelle Mercedes Garza	559	47.25%	<div style="width: 47.25%;"><div style="width: 47.25%;"></div></div>	139	409	10	1	0
LIB Mark Ash	37	3.13%	<div style="width: 3.13%;"><div style="width: 3.13%;"></div></div>	8	29	0	0	0
Total Votes Cast	1,183	100.00%	<div style="width: 100.00%;"><div style="width: 100.00%;"></div></div>	312	850	20	1	0
Overvotes	0			0	0	0	0	0
Undervotes	13			4	8	1	0	0
Contest Totals	1,196			316	858	21	1	0

## PCT 223

### Comptroller of Public Accounts

Vote For 1

	TOTAL	VOTE %	Election Day	Early Voting	Ballot By Mail	Provisional Ballots	Limited Ballots
REP Glenn Hegar	671	56.82%	178	481	11	1	0
DEM Janet T. Dudding	497	42.08%	127	361	9	0	0
LIB V. Alonzo Echevarria-Garza	13	1.10%	4	9	0	0	0
Total Votes Cast	1,181	100.00%	309	851	20	1	0
Overvotes	0		0	0	0	0	0
Undervotes	15		7	7	1	0	0
Contest Totals	1,196		316	858	21	1	0

### Commissioner of the General Land Office

Vote For 1

	TOTAL	VOTE %	Election Day	Early Voting	Ballot By Mail	Provisional Ballots	Limited Ballots
REP Dawn Buckingham	658	55.76%	177	470	11	0	0
DEM Jay Kleberg	515	43.64%	132	374	9	0	0
GRN Alfred Molison, Jr	7	0.59%	3	4	0	0	0
Write-In Totals	0	0.00%	0	0	0	0	0
Total Votes Cast	1,180	100.00%	312	848	20	0	0
Overvotes	0		0	0	0	0	0
Undervotes	16		4	10	1	1	0
Contest Totals	1,196		316	858	21	1	0

### Commissioner of Agriculture

Vote For 1

	TOTAL	VOTE %	Election Day	Early Voting	Ballot By Mail	Provisional Ballots	Limited Ballots
REP Sid Miller	654	55.24%	174	469	11	0	0
DEM Susan Hays	530	44.76%	137	382	10	1	0
Total Votes Cast	1,184	100.00%	311	851	21	1	0
Overvotes	0		0	0	0	0	0
Undervotes	12		5	7	0	0	0
Contest Totals	1,196		316	858	21	1	0

### Railroad Commissioner

Vote For 1

	TOTAL	VOTE %	Election Day	Early Voting	Ballot By Mail	Provisional Ballots	Limited Ballots
REP Wayne Christian	647	55.11%	173	462	11	1	0
DEM Luke Warford	500	42.59%	128	363	9	0	0
LIB Jaime Andres Diez	19	1.62%	5	14	0	0	0
GRN Hunter Wayne Crow	8	0.68%	2	6	0	0	0
Total Votes Cast	1,174	100.00%	308	845	20	1	0
Overvotes	0		0	0	0	0	0
Undervotes	22		8	13	1	0	0
Contest Totals	1,196		316	858	21	1	0

## PCT 223

### Justice, Supreme Court, Place 3

Vote For 1

	TOTAL	VOTE %		Election Day	Early Voting	Ballot By Mail	Provisional Ballots	Limited Ballots
REP Debra Lehrmann	649	55.28%	<div style="width: 55.28%;"><div style="width: 55.28%;"></div></div>	175	462	11	1	0
DEM Erin A. Nowell	511	43.53%	<div style="width: 43.53%;"><div style="width: 43.53%;"></div></div>	129	373	9	0	0
LIB Thomas Edward Oxford	14	1.19%	<div style="width: 1.19%;"><div style="width: 1.19%;"></div></div>	5	9	0	0	0
Total Votes Cast	1,174	100.00%	<div style="width: 100.00%;"><div style="width: 100.00%;"></div></div>	309	844	20	1	0
Overvotes	0			0	0	0	0	0
Undervotes	22			7	14	1	0	0
Contest Totals	1,196			316	858	21	1	0

### Justice, Supreme Court, Place 5

Vote For 1

	TOTAL	VOTE %		Election Day	Early Voting	Ballot By Mail	Provisional Ballots	Limited Ballots
REP Rebeca Huddle	656	55.92%	<div style="width: 55.92%;"><div style="width: 55.92%;"></div></div>	180	465	11	0	0
DEM Amanda Reichel	517	44.08%	<div style="width: 44.08%;"><div style="width: 44.08%;"></div></div>	129	379	9	0	0
Total Votes Cast	1,173	100.00%	<div style="width: 100.00%;"><div style="width: 100.00%;"></div></div>	309	844	20	0	0
Overvotes	0			0	0	0	0	0
Undervotes	23			7	14	1	1	0
Contest Totals	1,196			316	858	21	1	0

### Justice, Supreme Court, Place 9

Vote For 1

	TOTAL	VOTE %		Election Day	Early Voting	Ballot By Mail	Provisional Ballots	Limited Ballots
REP Evan Young	653	55.76%	<div style="width: 55.76%;"><div style="width: 55.76%;"></div></div>	177	464	11	1	0
DEM Julia Maldonado	518	44.24%	<div style="width: 44.24%;"><div style="width: 44.24%;"></div></div>	132	377	9	0	0
Total Votes Cast	1,171	100.00%	<div style="width: 100.00%;"><div style="width: 100.00%;"></div></div>	309	841	20	1	0
Overvotes	0			0	0	0	0	0
Undervotes	25			7	17	1	0	0
Contest Totals	1,196			316	858	21	1	0

### Judge, Court of Criminal Appeals, Place 5

Vote For 1

	TOTAL	VOTE %		Election Day	Early Voting	Ballot By Mail	Provisional Ballots	Limited Ballots
REP Scott Walker	651	55.88%	<div style="width: 55.88%;"><div style="width: 55.88%;"></div></div>	176	463	12	0	0
DEM Dana Huffman	514	44.12%	<div style="width: 44.12%;"><div style="width: 44.12%;"></div></div>	130	375	8	1	0
Total Votes Cast	1,165	100.00%	<div style="width: 100.00%;"><div style="width: 100.00%;"></div></div>	306	838	20	1	0
Overvotes	0			0	0	0	0	0
Undervotes	31			10	20	1	0	0
Contest Totals	1,196			316	858	21	1	0

## PCT 223

### Judge, Court of Criminal Appeals, Place 6

Vote For 1

	TOTAL	VOTE %		Election Day	Early Voting	Ballot By Mail	Provisional Ballots	Limited Ballots
REP Jesse F. McClure, III	657	56.59%	<div style="width: 56.59%;"><div style="width: 56.59%;"></div></div>	180	465	12	0	0
DEM Robert Johnson	504	43.41%	<div style="width: 43.41%;"><div style="width: 43.41%;"></div></div>	125	371	8	0	0
Total Votes Cast	1,161	100.00%	<div style="width: 100.00%;"><div style="width: 100.00%;"></div></div>	305	836	20	0	0
Overvotes	0			0	0	0	0	0
Undervotes	35			11	22	1	1	0
Contest Totals	1,196			316	858	21	1	0

### Member, State Board of Education, District 12 CCD

Vote For 1

	TOTAL	VOTE %		Election Day	Early Voting	Ballot By Mail	Provisional Ballots	Limited Ballots
REP Pam Little	636	54.59%	<div style="width: 54.59%;"><div style="width: 54.59%;"></div></div>	168	456	11	1	0
DEM Alex Cornwallis	505	43.35%	<div style="width: 43.35%;"><div style="width: 43.35%;"></div></div>	128	368	9	0	0
LIB Christy Mowrey	24	2.06%	<div style="width: 2.06%;"><div style="width: 2.06%;"></div></div>	11	13	0	0	0
Write-In Totals	0	0.00%	<div style="width: 0.00%;"><div style="width: 0.00%;"></div></div>	0	0	0	0	0
Total Votes Cast	1,165	100.00%	<div style="width: 100.00%;"><div style="width: 100.00%;"></div></div>	307	837	20	1	0
Overvotes	0			0	0	0	0	0
Undervotes	31			9	21	1	0	0
Contest Totals	1,196			316	858	21	1	0

### State Senator, District 8

Vote For 1

	TOTAL	VOTE %		Election Day	Early Voting	Ballot By Mail	Provisional Ballots	Limited Ballots
REP Angela Paxton	611	52.18%	<div style="width: 52.18%;"><div style="width: 52.18%;"></div></div>	171	429	11	0	0
DEM Jonathan Cocks	533	45.52%	<div style="width: 45.52%;"><div style="width: 45.52%;"></div></div>	129	394	9	1	0
LIB Edward Kless	27	2.31%	<div style="width: 2.31%;"><div style="width: 2.31%;"></div></div>	5	22	0	0	0
Total Votes Cast	1,171	100.00%	<div style="width: 100.00%;"><div style="width: 100.00%;"></div></div>	305	845	20	1	0
Overvotes	0			0	0	0	0	0
Undervotes	25			11	13	1	0	0
Contest Totals	1,196			316	858	21	1	0

### State Representative, District 67




Vote For 1

	TOTAL	VOTE %		Election Day	Early Voting	Ballot By Mail	Provisional Ballots	Limited Ballots
REP Jeff Leach	666	56.68%	<div style="width: 56.68%;"><div style="width: 56.68%;"></div></div>	178	475	12	1	0
DEM Kevin Morris	509	43.32%	<div style="width: 43.32%;"><div style="width: 43.32%;"></div></div>	130	370	9	0	0
Total Votes Cast	1,175	100.00%	<div style="width: 100.00%;"><div style="width: 100.00%;"></div></div>	308	845	21	1	0
Overvotes	0			0	0	0	0	0
Undervotes	21			8	13	0	0	0
Contest Totals	1,196			316	858	21	1	0

## PCT 223




### Justice, 5th Court of Appeals District, Place 4

Vote For 1

	TOTAL	VOTE %		Election Day	Early Voting	Ballot By Mail	Provisional Ballots	Limited Ballots
REP Emily A. Miskel	653	56.24%		176	465	12	0	0
DEM Maricela Moore	508	43.76%		127	373	8	0	0
Total Votes Cast	1,161	100.00%		303	838	20	0	0
Overvotes	0			0	0	0	0	0
Undervotes	35			13	20	1	1	0
Contest Totals	1,196			316	858	21	1	0




### Justice, 5th Court of Appeals District, Place 7

Vote For 1

	TOTAL	VOTE %		Election Day	Early Voting	Ballot By Mail	Provisional Ballots	Limited Ballots
REP Kristina Williams	653	56.24%		177	464	12	0	0
DEM Nancy Kennedy	508	43.76%		127	373	8	0	0
Total Votes Cast	1,161	100.00%		304	837	20	0	0
Overvotes	0			0	0	0	0	0
Undervotes	35			12	21	1	1	0
Contest Totals	1,196			316	858	21	1	0




### County Judge CCD

Vote For 1

	TOTAL	VOTE %		Election Day	Early Voting	Ballot By Mail	Provisional Ballots	Limited Ballots
REP Chris Hill	651	55.55%		181	458	12	0	0
DEM Joshua Murray	521	44.45%		129	383	9	0	0
Total Votes Cast	1,172	100.00%		310	841	21	0	0
Overvotes	0			0	0	0	0	0
Undervotes	24			6	17	0	1	0
Contest Totals	1,196			316	858	21	1	0

### District Clerk CCD

Vote For 1

	TOTAL	VOTE %		Election Day	Early Voting	Ballot By Mail	Provisional Ballots	Limited Ballots
REP Mike Gould	662	56.82%		181	470	11	0	0
DEM David Brignac	503	43.18%		126	368	9	0	0
Total Votes Cast	1,165	100.00%		307	838	20	0	0
Overvotes	0			0	0	0	0	0
Undervotes	31			9	20	1	1	0
Contest Totals	1,196			316	858	21	1	0



## PCT 224

### U. S. Representative District 3

Vote For 1

	TOTAL	VOTE %	Election Day	Early Voting	Ballot By Mail	Provisional Ballots	Limited Ballots
REP Keith Self	1,343	75.15%	304	993	44	2	0
DEM Sandeep Srivastava	408	22.83%	101	294	13	0	0
LIB Christopher Claytor	36	2.01%	8	28	0	0	0
Total Votes Cast	1,787	100.00%	413	1,315	57	2	0
Overvotes	0		0	0	0	0	0
Undervotes	21		6	14	1	0	0
Contest Totals	1,808		419	1,329	58	2	0

### Governor

Vote For 1

	TOTAL	VOTE %	Election Day	Early Voting	Ballot By Mail	Provisional Ballots	Limited Ballots
REP Greg Abbott	1,321	73.19%	293	985	41	2	0
DEM Beto O'Rourke	473	26.20%	121	335	17	0	0
LIB Mark Tippetts	8	0.44%	2	6	0	0	0
GRN Delilah Barrios	3	0.17%	2	1	0	0	0
Write-In Totals	0	0.00%	0	0	0	0	0
Total Votes Cast	1,805	100.00%	418	1,327	58	2	0
Overvotes	0		0	0	0	0	0
Undervotes	3		1	2	0	0	0
Contest Totals	1,808		419	1,329	58	2	0

### Lieutenant Governor

Vote For 1

	TOTAL	VOTE %	Election Day	Early Voting	Ballot By Mail	Provisional Ballots	Limited Ballots
REP Dan Patrick	1,300	72.54%	289	966	43	2	0
DEM Mike Collier	464	25.89%	116	334	14	0	0
LIB Shanna Steele	28	1.56%	9	18	1	0	0
Total Votes Cast	1,792	100.00%	414	1,318	58	2	0
Overvotes	0		0	0	0	0	0
Undervotes	16		5	11	0	0	0
Contest Totals	1,808		419	1,329	58	2	0

### Attorney General

Vote For 1

	TOTAL	VOTE %	Election Day	Early Voting	Ballot By Mail	Provisional Ballots	Limited Ballots
REP Ken Paxton	1,282	71.94%	292	950	38	2	0
DEM Rochelle Mercedes Garza	443	24.86%	104	321	18	0	0
LIB Mark Ash	57	3.20%	17	38	2	0	0
Total Votes Cast	1,782	100.00%	413	1,309	58	2	0
Overvotes	0		0	0	0	0	0
Undervotes	26		6	20	0	0	0
Contest Totals	1,808		419	1,329	58	2	0

## PCT 224

### Comptroller of Public Accounts

Vote For 1

	TOTAL	VOTE %	Election Day	Early Voting	Ballot By Mail	Provisional Ballots	Limited Ballots
REP Glenn Hegar	1,368	76.68%	305	1,015	46	2	0
DEM Janet T. Dudding	397	22.25%	100	285	12	0	0
LIB V. Alonzo Echevarria-Garza	19	1.06%	7	12	0	0	0
Total Votes Cast	1,784	100.00%	412	1,312	58	2	0
Overvotes	0		0	0	0	0	0
Undervotes	24		7	17	0	0	0
Contest Totals	1,808		419	1,329	58	2	0

### Commissioner of the General Land Office

Vote For 1

	TOTAL	VOTE %	Election Day	Early Voting	Ballot By Mail	Provisional Ballots	Limited Ballots
REP Dawn Buckingham	1,342	75.56%	297	1,000	43	2	0
DEM Jay Kleberg	428	24.10%	111	304	13	0	0
GRN Alfred Molison, Jr	6	0.34%	1	5	0	0	0
Write-In Totals	0	0.00%	0	0	0	0	0
Total Votes Cast	1,776	100.00%	409	1,309	56	2	0
Overvotes	0		0	0	0	0	0
Undervotes	32		10	20	2	0	0
Contest Totals	1,808		419	1,329	58	2	0

### Commissioner of Agriculture

Vote For 1

	TOTAL	VOTE %	Election Day	Early Voting	Ballot By Mail	Provisional Ballots	Limited Ballots
REP Sid Miller	1,335	75.42%	294	996	43	2	0
DEM Susan Hays	435	24.58%	112	310	13	0	0
Total Votes Cast	1,770	100.00%	406	1,306	56	2	0
Overvotes	0		0	0	0	0	0
Undervotes	38		13	23	2	0	0
Contest Totals	1,808		419	1,329	58	2	0

### Railroad Commissioner

Vote For 1

	TOTAL	VOTE %	Election Day	Early Voting	Ballot By Mail	Provisional Ballots	Limited Ballots
REP Wayne Christian	1,332	75.30%	296	991	43	2	0
DEM Luke Warford	404	22.84%	99	294	11	0	0
LIB Jaime Andres Diez	25	1.41%	10	14	1	0	0
GRN Hunter Wayne Crow	8	0.45%	1	7	0	0	0
Total Votes Cast	1,769	100.00%	406	1,306	55	2	0
Overvotes	0		0	0	0	0	0
Undervotes	39		13	23	3	0	0
Contest Totals	1,808		419	1,329	58	2	0

## PCT 224

### Justice, Supreme Court, Place 3

Vote For 1

	TOTAL	VOTE %		Election Day	Early Voting	Ballot By Mail	Provisional Ballots	Limited Ballots
REP Debra Lehrmann	1,341	75.59%		296	999	44	2	0
DEM Erin A. Nowell	412	23.22%		105	295	12	0	0
LIB Thomas Edward Oxford	21	1.18%		10	11	0	0	0
Total Votes Cast	1,774	100.00%		411	1,305	56	2	0
Overvotes	0			0	0	0	0	0
Undervotes	34			8	24	2	0	0
Contest Totals	1,808			419	1,329	58	2	0

### Justice, Supreme Court, Place 5

Vote For 1

	TOTAL	VOTE %		Election Day	Early Voting	Ballot By Mail	Provisional Ballots	Limited Ballots
REP Rebeca Huddle	1,359	76.82%		308	1,006	43	2	0
DEM Amanda Reichel	410	23.18%		102	296	12	0	0
Total Votes Cast	1,769	100.00%		410	1,302	55	2	0
Overvotes	0			0	0	0	0	0
Undervotes	39			9	27	3	0	0
Contest Totals	1,808			419	1,329	58	2	0

### Justice, Supreme Court, Place 9

Vote For 1

	TOTAL	VOTE %		Election Day	Early Voting	Ballot By Mail	Provisional Ballots	Limited Ballots
REP Evan Young	1,354	76.50%		301	1,006	45	2	0
DEM Julia Maldonado	416	23.50%		106	299	11	0	0
Total Votes Cast	1,770	100.00%		407	1,305	56	2	0
Overvotes	0			0	0	0	0	0
Undervotes	38			12	24	2	0	0
Contest Totals	1,808			419	1,329	58	2	0

### Judge, Court of Criminal Appeals, Place 5

Vote For 1

	TOTAL	VOTE %		Election Day	Early Voting	Ballot By Mail	Provisional Ballots	Limited Ballots
REP Scott Walker	1,345	76.33%		304	996	43	2	0
DEM Dana Huffman	417	23.67%		105	299	13	0	0
Total Votes Cast	1,762	100.00%		409	1,295	56	2	0
Overvotes	0			0	0	0	0	0
Undervotes	46			10	34	2	0	0
Contest Totals	1,808			419	1,329	58	2	0

**PCT 224**

**Judge, Court of Criminal Appeals, Place 6**

Vote For 1

	TOTAL	VOTE %		Election Day	Early Voting	Ballot By Mail	Provisional Ballots	Limited Ballots
REP Jesse F. McClure, III	1,345	76.38%		300	999	44	2	0
DEM Robert Johnson	416	23.62%		106	298	12	0	0
Total Votes Cast	1,761	100.00%		406	1,297	56	2	0
Overvotes	0			0	0	0	0	0
Undervotes	47			13	32	2	0	0
Contest Totals	1,808			419	1,329	58	2	0

**Member, State Board of Education, District 12 CCD**

Vote For 1

	TOTAL	VOTE %		Election Day	Early Voting	Ballot By Mail	Provisional Ballots	Limited Ballots
REP Pam Little	1,318	74.93%		290	984	42	2	0
DEM Alex Cornwallis	400	22.74%		101	288	11	0	0
LIB Christy Mowrey	39	2.22%		13	25	1	0	0
Write-In Totals	2	0.11%		1	1	0	0	0
Total Votes Cast	1,759	100.00%		405	1,298	54	2	0
Overvotes	0			0	0	0	0	0
Undervotes	49			14	31	4	0	0
Contest Totals	1,808			419	1,329	58	2	0

**State Senator, District 8**

Vote For 1

	TOTAL	VOTE %		Election Day	Early Voting	Ballot By Mail	Provisional Ballots	Limited Ballots
REP Angela Paxton	1,291	73.31%		286	963	40	2	0
DEM Jonathan Cocks	439	24.93%		109	315	15	0	0
LIB Edward Kless	31	1.76%		9	20	2	0	0
Total Votes Cast	1,761	100.00%		404	1,298	57	2	0
Overvotes	0			0	0	0	0	0
Undervotes	47			15	31	1	0	0
Contest Totals	1,808			419	1,329	58	2	0

**State Representative, District 66**

Vote For 1

	TOTAL	VOTE %		Election Day	Early Voting	Ballot By Mail	Provisional Ballots	Limited Ballots
REP Matt Shaheen	1,353	76.96%		302	1,005	44	2	0
DEM Jesse Ringness	405	23.04%		100	294	11	0	0
Total Votes Cast	1,758	100.00%		402	1,299	55	2	0
Overvotes	0			0	0	0	0	0
Undervotes	50			17	30	3	0	0
Contest Totals	1,808			419	1,329	58	2	0

## PCT 224

### Justice, 5th Court of Appeals District, Place 4

Vote For 1

	TOTAL	VOTE %		Election Day	Early Voting	Ballot By Mail	Provisional Ballots	Limited Ballots
REP Emily A. Miskel	1,342	76.34%	<div style="width: 76.34%;"><div style="width: 76.34%;"></div></div>	295	1,003	42	2	0
DEM Maricela Moore	416	23.66%	<div style="width: 23.66%;"><div style="width: 23.66%;"></div></div>	108	296	12	0	0
Total Votes Cast	1,758	100.00%	<div style="width: 100.00%;"><div style="width: 100.00%;"></div></div>	403	1,299	54	2	0
Overvotes	0			0	0	0	0	0
Undervotes	50			16	30	4	0	0
Contest Totals	1,808			419	1,329	58	2	0

### Justice, 5th Court of Appeals District, Place 7

Vote For 1

	TOTAL	VOTE %		Election Day	Early Voting	Ballot By Mail	Provisional Ballots	Limited Ballots
REP Kristina Williams	1,344	76.54%	<div style="width: 76.54%;"><div style="width: 76.54%;"></div></div>	302	997	43	2	0
DEM Nancy Kennedy	412	23.46%	<div style="width: 23.46%;"><div style="width: 23.46%;"></div></div>	99	301	12	0	0
Total Votes Cast	1,756	100.00%	<div style="width: 100.00%;"><div style="width: 100.00%;"></div></div>	401	1,298	55	2	0
Overvotes	0			0	0	0	0	0
Undervotes	52			18	31	3	0	0
Contest Totals	1,808			419	1,329	58	2	0

### County Judge CCD

Vote For 1

	TOTAL	VOTE %		Election Day	Early Voting	Ballot By Mail	Provisional Ballots	Limited Ballots
REP Chris Hill	1,334	75.67%	<div style="width: 75.67%;"><div style="width: 75.67%;"></div></div>	294	995	43	2	0
DEM Joshua Murray	429	24.33%	<div style="width: 24.33%;"><div style="width: 24.33%;"></div></div>	111	304	14	0	0
Total Votes Cast	1,763	100.00%	<div style="width: 100.00%;"><div style="width: 100.00%;"></div></div>	405	1,299	57	2	0
Overvotes	0			0	0	0	0	0
Undervotes	45			14	30	1	0	0
Contest Totals	1,808			419	1,329	58	2	0

### District Clerk CCD




Vote For 1

	TOTAL	VOTE %		Election Day	Early Voting	Ballot By Mail	Provisional Ballots	Limited Ballots
REP Mike Gould	1,345	76.90%	<div style="width: 76.90%;"><div style="width: 76.90%;"></div></div>	302	999	42	2	0
DEM David Brignac	404	23.10%	<div style="width: 23.10%;"><div style="width: 23.10%;"></div></div>	100	291	13	0	0
Total Votes Cast	1,749	100.00%	<div style="width: 100.00%;"><div style="width: 100.00%;"></div></div>	402	1,290	55	2	0
Overvotes	0			0	0	0	0	0
Undervotes	59			17	39	3	0	0
Contest Totals	1,808			419	1,329	58	2	0

## PCT 224

### Justice of the Peace, Precinct 4

Vote For 1

	TOTAL	VOTE %		Election Day	Early Voting	Ballot By Mail	Provisional Ballots	Limited Ballots
REP Vincent Venegoni	1,330	75.70%		295	993	40	2	0
DEM Adam Kern	427	24.30%		112	303	12	0	0
Total Votes Cast	1,757	100.00%		407	1,296	52	2	0
Overvotes	0			0	0	0	0	0
Undervotes	51			12	33	6	0	0
Contest Totals	1,808			419	1,329	58	2	0

## PCT 225

### U. S. Representative, District 4

Vote For 1

	TOTAL	VOTE %		Election Day	Early Voting	Ballot By Mail	Provisional Ballots	Limited Ballots
REP Pat Fallon	853	47.60%	<div style="width: 47.60%;"><div style="width: 47.60%;"></div></div>	316	515	22	0	0
DEM Iro Omere	912	50.89%	<div style="width: 50.89%;"><div style="width: 50.89%;"></div></div>	280	599	33	0	0
LIB John Simmons	27	1.51%	<div style="width: 1.51%;"><div style="width: 1.51%;"></div></div>	9	18	0	0	0
Total Votes Cast	1,792	100.00%	<div style="width: 100.00%;"><div style="width: 100.00%;"></div></div>	605	1,132	55	0	0
Overvotes	1			0	0	1	0	0
Undervotes	26			8	17	1	0	0
Contest Totals	1,819			613	1,149	57	0	0

### Governor

Vote For 1

	TOTAL	VOTE %		Election Day	Early Voting	Ballot By Mail	Provisional Ballots	Limited Ballots
REP Greg Abbott	816	45.01%	<div style="width: 45.01%;"><div style="width: 45.01%;"></div></div>	299	496	21	0	0
DEM Beto O'Rourke	978	53.94%	<div style="width: 53.94%;"><div style="width: 53.94%;"></div></div>	302	641	35	0	0
LIB Mark Tippetts	10	0.55%	<div style="width: 0.55%;"><div style="width: 0.55%;"></div></div>	3	7	0	0	0
GRN Delilah Barrios	4	0.22%	<div style="width: 0.22%;"><div style="width: 0.22%;"></div></div>	2	2	0	0	0
Write-In Totals	5	0.28%	<div style="width: 0.28%;"><div style="width: 0.28%;"></div></div>	4	1	0	0	0
Total Votes Cast	1,813	100.00%	<div style="width: 100.00%;"><div style="width: 100.00%;"></div></div>	610	1,147	56	0	0
Overvotes	0			0	0	0	0	0
Undervotes	6			3	2	1	0	0
Contest Totals	1,819			613	1,149	57	0	0

### Lieutenant Governor

Vote For 1

	TOTAL	VOTE %		Election Day	Early Voting	Ballot By Mail	Provisional Ballots	Limited Ballots
REP Dan Patrick	817	45.41%	<div style="width: 45.41%;"><div style="width: 45.41%;"></div></div>	300	496	21	0	0
DEM Mike Collier	950	52.81%	<div style="width: 52.81%;"><div style="width: 52.81%;"></div></div>	293	622	35	0	0
LIB Shanna Steele	32	1.78%	<div style="width: 1.78%;"><div style="width: 1.78%;"></div></div>	10	21	1	0	0
Total Votes Cast	1,799	100.00%	<div style="width: 100.00%;"><div style="width: 100.00%;"></div></div>	603	1,139	57	0	0
Overvotes	0			0	0	0	0	0
Undervotes	20			10	10	0	0	0
Contest Totals	1,819			613	1,149	57	0	0

### Attorney General

Vote For 1

	TOTAL	VOTE %		Election Day	Early Voting	Ballot By Mail	Provisional Ballots	Limited Ballots
REP Ken Paxton	813	45.47%	<div style="width: 45.47%;"><div style="width: 45.47%;"></div></div>	301	491	21	0	0
DEM Rochelle Mercedes Garza	934	52.24%	<div style="width: 52.24%;"><div style="width: 52.24%;"></div></div>	281	619	34	0	0
LIB Mark Ash	41	2.29%	<div style="width: 2.29%;"><div style="width: 2.29%;"></div></div>	14	26	1	0	0
Total Votes Cast	1,788	100.00%	<div style="width: 100.00%;"><div style="width: 100.00%;"></div></div>	596	1,136	56	0	0
Overvotes	0			0	0	0	0	0
Undervotes	31			17	13	1	0	0
Contest Totals	1,819			613	1,149	57	0	0

## PCT 225

### Comptroller of Public Accounts

Vote For 1

	TOTAL	VOTE %	Election Day	Early Voting	Ballot By Mail	Provisional Ballots	Limited Ballots
REP Glenn Hegar	873	48.85%	312	539	22	0	0
DEM Janet T. Dudding	884	49.47%	269	581	34	0	0
LIB V. Alonzo Echevarria-Garza	30	1.68%	14	16	0	0	0
Total Votes Cast	1,787	100.00%	595	1,136	56	0	0
Overvotes	0		0	0	0	0	0
Undervotes	32		18	13	1	0	0
Contest Totals	1,819		613	1,149	57	0	0

### Commissioner of the General Land Office

Vote For 1

	TOTAL	VOTE %	Election Day	Early Voting	Ballot By Mail	Provisional Ballots	Limited Ballots
REP Dawn Buckingham	868	48.60%	319	527	22	0	0
DEM Jay Kleberg	900	50.39%	274	593	33	0	0
GRN Alfred Molison, Jr	18	1.01%	3	14	1	0	0
Write-In Totals	0	0.00%	0	0	0	0	0
Total Votes Cast	1,786	100.00%	596	1,134	56	0	0
Overvotes	0		0	0	0	0	0
Undervotes	33		17	15	1	0	0
Contest Totals	1,819		613	1,149	57	0	0

### Commissioner of Agriculture

Vote For 1

	TOTAL	VOTE %	Election Day	Early Voting	Ballot By Mail	Provisional Ballots	Limited Ballots
REP Sid Miller	857	48.25%	306	529	22	0	0
DEM Susan Hays	919	51.75%	289	597	33	0	0
Total Votes Cast	1,776	100.00%	595	1,126	55	0	0
Overvotes	0		0	0	0	0	0
Undervotes	43		18	23	2	0	0
Contest Totals	1,819		613	1,149	57	0	0

### Railroad Commissioner

Vote For 1

	TOTAL	VOTE %	Election Day	Early Voting	Ballot By Mail	Provisional Ballots	Limited Ballots
REP Wayne Christian	848	47.53%	308	518	22	0	0
DEM Luke Warford	880	49.33%	265	581	34	0	0
LIB Jaime Andres Diez	38	2.13%	16	22	0	0	0
GRN Hunter Wayne Crow	18	1.01%	8	10	0	0	0
Total Votes Cast	1,784	100.00%	597	1,131	56	0	0
Overvotes	0		0	0	0	0	0
Undervotes	35		16	18	1	0	0
Contest Totals	1,819		613	1,149	57	0	0



## PCT 225

### Justice, Supreme Court, Place 3

Vote For 1

	TOTAL	VOTE %		Election Day	Early Voting	Ballot By Mail	Provisional Ballots	Limited Ballots
REP Debra Lehrmann	839	47.11%	<div style="width: 47.11%;"><div style="width: 47.11%;"></div></div>	305	513	21	0	0
DEM Erin A. Nowell	918	51.54%	<div style="width: 51.54%;"><div style="width: 51.54%;"></div></div>	283	601	34	0	0
LIB Thomas Edward Oxford	24	1.35%	<div style="width: 1.35%;"><div style="width: 1.35%;"></div></div>	5	19	0	0	0
Total Votes Cast	1,781	100.00%	<div style="width: 100.00%;"><div style="width: 100.00%;"></div></div>	593	1,133	55	0	0
Overvotes	0			0	0	0	0	0
Undervotes	38			20	16	2	0	0
Contest Totals	1,819			613	1,149	57	0	0

### Justice, Supreme Court, Place 5

Vote For 1

	TOTAL	VOTE %		Election Day	Early Voting	Ballot By Mail	Provisional Ballots	Limited Ballots
REP Rebeca Huddle	860	48.26%	<div style="width: 48.26%;"><div style="width: 48.26%;"></div></div>	308	529	23	0	0
DEM Amanda Reichel	922	51.74%	<div style="width: 51.74%;"><div style="width: 51.74%;"></div></div>	287	602	33	0	0
Total Votes Cast	1,782	100.00%	<div style="width: 100.00%;"><div style="width: 100.00%;"></div></div>	595	1,131	56	0	0
Overvotes	0			0	0	0	0	0
Undervotes	37			18	18	1	0	0
Contest Totals	1,819			613	1,149	57	0	0

### Justice, Supreme Court, Place 9

Vote For 1

	TOTAL	VOTE %		Election Day	Early Voting	Ballot By Mail	Provisional Ballots	Limited Ballots
REP Evan Young	843	47.39%	<div style="width: 47.39%;"><div style="width: 47.39%;"></div></div>	308	512	23	0	0
DEM Julia Maldonado	936	52.61%	<div style="width: 52.61%;"><div style="width: 52.61%;"></div></div>	286	617	33	0	0
Total Votes Cast	1,779	100.00%	<div style="width: 100.00%;"><div style="width: 100.00%;"></div></div>	594	1,129	56	0	0
Overvotes	0			0	0	0	0	0
Undervotes	40			19	20	1	0	0
Contest Totals	1,819			613	1,149	57	0	0

### Judge, Court of Criminal Appeals, Place 5

Vote For 1

	TOTAL	VOTE %		Election Day	Early Voting	Ballot By Mail	Provisional Ballots	Limited Ballots
REP Scott Walker	843	47.44%	<div style="width: 47.44%;"><div style="width: 47.44%;"></div></div>	310	511	22	0	0
DEM Dana Huffman	934	52.56%	<div style="width: 52.56%;"><div style="width: 52.56%;"></div></div>	284	616	34	0	0
Total Votes Cast	1,777	100.00%	<div style="width: 100.00%;"><div style="width: 100.00%;"></div></div>	594	1,127	56	0	0
Overvotes	0			0	0	0	0	0
Undervotes	42			19	22	1	0	0
Contest Totals	1,819			613	1,149	57	0	0

## PCT 225

### Judge, Court of Criminal Appeals, Place 6

Vote For 1

	TOTAL	VOTE %		Election Day	Early Voting	Ballot By Mail	Provisional Ballots	Limited Ballots
REP Jesse F. McClure, III	856	48.31%	<div style="width: 48.31%;"><div style="width: 48.31%;"></div></div>	311	522	23	0	0
DEM Robert Johnson	916	51.69%	<div style="width: 51.69%;"><div style="width: 51.69%;"></div></div>	280	603	33	0	0
Total Votes Cast	1,772	100.00%	<div style="width: 100.00%;"><div style="width: 100.00%;"></div></div>	591	1,125	56	0	0
Overvotes	0			0	0	0	0	0
Undervotes	47			22	24	1	0	0
Contest Totals	1,819			613	1,149	57	0	0

### Member, State Board of Education, District 12 CCD

Vote For 1

	TOTAL	VOTE %		Election Day	Early Voting	Ballot By Mail	Provisional Ballots	Limited Ballots
REP Pam Little	848	47.67%	<div style="width: 47.67%;"><div style="width: 47.67%;"></div></div>	311	514	23	0	0
DEM Alex Cornwallis	893	50.20%	<div style="width: 50.20%;"><div style="width: 50.20%;"></div></div>	270	590	33	0	0
LIB Christy Mowrey	37	2.08%	<div style="width: 2.08%;"><div style="width: 2.08%;"></div></div>	14	23	0	0	0
Write-In Totals	1	0.06%	<div style="width: 0.06%;"><div style="width: 0.06%;"></div></div>	0	1	0	0	0
Total Votes Cast	1,779	100.00%	<div style="width: 100.00%;"><div style="width: 100.00%;"></div></div>	595	1,128	56	0	0
Overvotes	0			0	0	0	0	0
Undervotes	40			18	21	1	0	0
Contest Totals	1,819			613	1,149	57	0	0

### State Representative, District 61

Vote For 1

	TOTAL	VOTE %		Election Day	Early Voting	Ballot By Mail	Provisional Ballots	Limited Ballots
REP Frederick Frazier	859	48.34%	<div style="width: 48.34%;"><div style="width: 48.34%;"></div></div>	314	523	22	0	0
DEM Sheena King	918	51.66%	<div style="width: 51.66%;"><div style="width: 51.66%;"></div></div>	278	606	34	0	0
Total Votes Cast	1,777	100.00%	<div style="width: 100.00%;"><div style="width: 100.00%;"></div></div>	592	1,129	56	0	0
Overvotes	0			0	0	0	0	0
Undervotes	42			21	20	1	0	0
Contest Totals	1,819			613	1,149	57	0	0

### Justice, 5th Court of Appeals District, Place 4

Vote For 1

	TOTAL	VOTE %		Election Day	Early Voting	Ballot By Mail	Provisional Ballots	Limited Ballots
REP Emily A. Miskel	854	48.19%	<div style="width: 48.19%;"><div style="width: 48.19%;"></div></div>	310	521	23	0	0
DEM Maricela Moore	918	51.81%	<div style="width: 51.81%;"><div style="width: 51.81%;"></div></div>	282	603	33	0	0
Total Votes Cast	1,772	100.00%	<div style="width: 100.00%;"><div style="width: 100.00%;"></div></div>	592	1,124	56	0	0
Overvotes	0			0	0	0	0	0
Undervotes	47			21	25	1	0	0
Contest Totals	1,819			613	1,149	57	0	0

## PCT 225

### Justice, 5th Court of Appeals District, Place 7

Vote For 1

	TOTAL	VOTE %		Election Day	Early Voting	Ballot By Mail	Provisional Ballots	Limited Ballots
REP Kristina Williams	846	47.66%	<div style="width: 47.66%;"><div style="width: 47.66%;"></div></div>	310	514	22	0	0
DEM Nancy Kennedy	929	52.34%	<div style="width: 52.34%;"><div style="width: 52.34%;"></div></div>	282	613	34	0	0
Total Votes Cast	1,775	100.00%	<div style="width: 100.00%;"><div style="width: 100.00%;"></div></div>	592	1,127	56	0	0
Overvotes	0			0	0	0	0	0
Undervotes	44			21	22	1	0	0
Contest Totals	1,819			613	1,149	57	0	0

### County Judge CCD

Vote For 1

	TOTAL	VOTE %		Election Day	Early Voting	Ballot By Mail	Provisional Ballots	Limited Ballots
REP Chris Hill	849	47.70%	<div style="width: 47.70%;"><div style="width: 47.70%;"></div></div>	314	513	22	0	0
DEM Joshua Murray	931	52.30%	<div style="width: 52.30%;"><div style="width: 52.30%;"></div></div>	279	618	34	0	0
Total Votes Cast	1,780	100.00%	<div style="width: 100.00%;"><div style="width: 100.00%;"></div></div>	593	1,131	56	0	0
Overvotes	0			0	0	0	0	0
Undervotes	39			20	18	1	0	0
Contest Totals	1,819			613	1,149	57	0	0

### District Clerk CCD

Vote For 1

	TOTAL	VOTE %		Election Day	Early Voting	Ballot By Mail	Provisional Ballots	Limited Ballots
REP Mike Gould	854	48.19%	<div style="width: 48.19%;"><div style="width: 48.19%;"></div></div>	305	527	22	0	0
DEM David Brignac	918	51.81%	<div style="width: 51.81%;"><div style="width: 51.81%;"></div></div>	285	599	34	0	0
Total Votes Cast	1,772	100.00%	<div style="width: 100.00%;"><div style="width: 100.00%;"></div></div>	590	1,126	56	0	0
Overvotes	0			0	0	0	0	0
Undervotes	47			23	23	1	0	0
Contest Totals	1,819			613	1,149	57	0	0

### Justice of the Peace, Precinct 4

Vote For 1

	TOTAL	VOTE %		Election Day	Early Voting	Ballot By Mail	Provisional Ballots	Limited Ballots
REP Vincent Venegoni	852	48.11%	<div style="width: 48.11%;"><div style="width: 48.11%;"></div></div>	312	517	23	0	0
DEM Adam Kern	919	51.89%	<div style="width: 51.89%;"><div style="width: 51.89%;"></div></div>	278	608	33	0	0
Total Votes Cast	1,771	100.00%	<div style="width: 100.00%;"><div style="width: 100.00%;"></div></div>	590	1,125	56	0	0
Overvotes	0			0	0	0	0	0
Undervotes	48			23	24	1	0	0
Contest Totals	1,819			613	1,149	57	0	0

## PCT 226

### U. S. Representative, District 4

Vote For 1

	TOTAL	VOTE %	Election Day	Early Voting	Ballot By Mail	Provisional Ballots	Limited Ballots
REP Pat Fallon	1,070	48.53%	287	741	36	6	0
DEM Iro Omere	1,075	48.75%	265	786	23	1	0
LIB John Simmons	60	2.72%	20	40	0	0	0
Total Votes Cast	2,205	100.00%	572	1,567	59	7	0
Overvotes	0		0	0	0	0	0
Undervotes	45		16	29	0	0	0
Contest Totals	2,250		588	1,596	59	7	0

### Governor

Vote For 1

	TOTAL	VOTE %	Election Day	Early Voting	Ballot By Mail	Provisional Ballots	Limited Ballots
REP Greg Abbott	1,081	48.15%	291	749	35	6	0
DEM Beto O'Rourke	1,135	50.56%	286	824	24	1	0
LIB Mark Tippetts	23	1.02%	6	17	0	0	0
GRN Delilah Barrios	5	0.22%	3	2	0	0	0
Write-In Totals	1	0.04%	1	0	0	0	0
Total Votes Cast	2,245	100.00%	587	1,592	59	7	0
Overvotes	0		0	0	0	0	0
Undervotes	5		1	4	0	0	0
Contest Totals	2,250		588	1,596	59	7	0

### Lieutenant Governor

Vote For 1

	TOTAL	VOTE %	Election Day	Early Voting	Ballot By Mail	Provisional Ballots	Limited Ballots
REP Dan Patrick	1,046	47.07%	285	723	32	6	0
DEM Mike Collier	1,115	50.18%	267	820	27	1	0
LIB Shanna Steele	61	2.75%	23	38	0	0	0
Total Votes Cast	2,222	100.00%	575	1,581	59	7	0
Overvotes	0		0	0	0	0	0
Undervotes	28		13	15	0	0	0
Contest Totals	2,250		588	1,596	59	7	0

### Attorney General

Vote For 1

	TOTAL	VOTE %	Election Day	Early Voting	Ballot By Mail	Provisional Ballots	Limited Ballots
REP Ken Paxton	1,035	46.73%	286	711	32	6	0
DEM Rochelle Mercedes Garza	1,110	50.11%	274	810	25	1	0
LIB Mark Ash	70	3.16%	17	52	1	0	0
Total Votes Cast	2,215	100.00%	577	1,573	58	7	0
Overvotes	0		0	0	0	0	0
Undervotes	35		11	23	1	0	0
Contest Totals	2,250		588	1,596	59	7	0

## PCT 226

### Comptroller of Public Accounts

Vote For 1

	TOTAL	VOTE %	Election Day	Early Voting	Ballot By Mail	Provisional Ballots	Limited Ballots
REP Glenn Hegar	1,100	50.05%	294	764	36	6	0
DEM Janet T. Dudding	1,046	47.59%	257	767	21	1	0
LIB V. Alonzo Echevarria-Garza	52	2.37%	18	33	1	0	0
Total Votes Cast	2,198	100.00%	569	1,564	58	7	0
Overvotes	0		0	0	0	0	0
Undervotes	52		19	32	1	0	0
Contest Totals	2,250		588	1,596	59	7	0

### Commissioner of the General Land Office

Vote For 1

	TOTAL	VOTE %	Election Day	Early Voting	Ballot By Mail	Provisional Ballots	Limited Ballots
REP Dawn Buckingham	1,093	49.80%	290	764	35	4	0
DEM Jay Kleberg	1,064	48.47%	261	777	23	3	0
GRN Alfred Molison, Jr	38	1.73%	17	21	0	0	0
Write-In Totals	0	0.00%	0	0	0	0	0
Total Votes Cast	2,195	100.00%	568	1,562	58	7	0
Overvotes	0		0	0	0	0	0
Undervotes	55		20	34	1	0	0
Contest Totals	2,250		588	1,596	59	7	0

### Commissioner of Agriculture

Vote For 1

	TOTAL	VOTE %	Election Day	Early Voting	Ballot By Mail	Provisional Ballots	Limited Ballots
REP Sid Miller	1,097	50.07%	290	767	34	6	0
DEM Susan Hays	1,094	49.93%	276	793	24	1	0
Total Votes Cast	2,191	100.00%	566	1,560	58	7	0
Overvotes	0		0	0	0	0	0
Undervotes	59		22	36	1	0	0
Contest Totals	2,250		588	1,596	59	7	0

### Railroad Commissioner

Vote For 1

	TOTAL	VOTE %	Election Day	Early Voting	Ballot By Mail	Provisional Ballots	Limited Ballots
REP Wayne Christian	1,065	48.56%	280	745	34	6	0
DEM Luke Warford	1,036	47.24%	252	761	22	1	0
LIB Jaime Andres Diez	63	2.87%	25	38	0	0	0
GRN Hunter Wayne Crow	29	1.32%	10	18	1	0	0
Total Votes Cast	2,193	100.00%	567	1,562	57	7	0
Overvotes	0		0	0	0	0	0
Undervotes	57		21	34	2	0	0
Contest Totals	2,250		588	1,596	59	7	0

**PCT 226**

**Justice, Supreme Court, Place 3**

Vote For 1

	TOTAL	VOTE %		Election Day	Early Voting	Ballot By Mail	Provisional Ballots	Limited Ballots
REP Debra Lehrmann	1,067	48.90%		284	741	36	6	0
DEM Erin A. Nowell	1,061	48.63%		264	774	22	1	0
LIB Thomas Edward Oxford	54	2.47%		20	34	0	0	0
Total Votes Cast	2,182	100.00%		568	1,549	58	7	0
Overvotes	0			0	0	0	0	0
Undervotes	68			20	47	1	0	0
Contest Totals	2,250			588	1,596	59	7	0

**Justice, Supreme Court, Place 5**

Vote For 1

	TOTAL	VOTE %		Election Day	Early Voting	Ballot By Mail	Provisional Ballots	Limited Ballots
REP Rebeca Huddle	1,086	50.00%		288	756	36	6	0
DEM Amanda Reichel	1,086	50.00%		277	786	22	1	0
Total Votes Cast	2,172	100.00%		565	1,542	58	7	0
Overvotes	0			0	0	0	0	0
Undervotes	78			23	54	1	0	0
Contest Totals	2,250			588	1,596	59	7	0

**Justice, Supreme Court, Place 9**

Vote For 1

	TOTAL	VOTE %		Election Day	Early Voting	Ballot By Mail	Provisional Ballots	Limited Ballots
REP Evan Young	1,086	49.91%		293	753	34	6	0
DEM Julia Maldonado	1,090	50.09%		272	793	24	1	0
Total Votes Cast	2,176	100.00%		565	1,546	58	7	0
Overvotes	0			0	0	0	0	0
Undervotes	74			23	50	1	0	0
Contest Totals	2,250			588	1,596	59	7	0

**Judge, Court of Criminal Appeals, Place 5**

Vote For 1

	TOTAL	VOTE %		Election Day	Early Voting	Ballot By Mail	Provisional Ballots	Limited Ballots
REP Scott Walker	1,074	49.40%		285	749	34	6	0
DEM Dana Huffman	1,100	50.60%		278	797	24	1	0
Total Votes Cast	2,174	100.00%		563	1,546	58	7	0
Overvotes	0			0	0	0	0	0
Undervotes	76			25	50	1	0	0
Contest Totals	2,250			588	1,596	59	7	0

## PCT 226

### Judge, Court of Criminal Appeals, Place 6

Vote For 1

	TOTAL	VOTE %		Election Day	Early Voting	Ballot By Mail	Provisional Ballots	Limited Ballots
REP Jesse F. McClure, III	1,070	49.49%	<div style="width: 49.49%;"><div style="width: 49.49%;"></div></div>	289	740	35	6	0
DEM Robert Johnson	1,092	50.51%	<div style="width: 50.51%;"><div style="width: 50.51%;"></div></div>	273	796	22	1	0
Total Votes Cast	2,162	100.00%	<div style="width: 100%;"><div style="width: 100%;"></div></div>	562	1,536	57	7	0
Overvotes	0			0	0	0	0	0
Undervotes	88			26	60	2	0	0
Contest Totals	2,250			588	1,596	59	7	0

### Member, State Board of Education, District 12 CCD

Vote For 1

	TOTAL	VOTE %		Election Day	Early Voting	Ballot By Mail	Provisional Ballots	Limited Ballots
REP Pam Little	1,051	48.46%	<div style="width: 48.46%;"><div style="width: 48.46%;"></div></div>	281	729	35	6	0
DEM Alex Cornwallis	1,044	48.13%	<div style="width: 48.13%;"><div style="width: 48.13%;"></div></div>	256	767	20	1	0
LIB Christy Mowrey	72	3.32%	<div style="width: 3.32%;"><div style="width: 3.32%;"></div></div>	27	44	1	0	0
Write-In Totals	2	0.09%	<div style="width: 0.09%;"><div style="width: 0.09%;"></div></div>	0	2	0	0	0
Total Votes Cast	2,169	100.00%	<div style="width: 100%;"><div style="width: 100%;"></div></div>	564	1,542	56	7	0
Overvotes	0			0	0	0	0	0
Undervotes	81			24	54	3	0	0
Contest Totals	2,250			588	1,596	59	7	0

### State Senator, District 8

Vote For 1

	TOTAL	VOTE %		Election Day	Early Voting	Ballot By Mail	Provisional Ballots	Limited Ballots
REP Angela Paxton	1,038	47.44%	<div style="width: 47.44%;"><div style="width: 47.44%;"></div></div>	283	716	33	6	0
DEM Jonathan Cocks	1,094	50.00%	<div style="width: 50.00%;"><div style="width: 50.00%;"></div></div>	268	801	24	1	0
LIB Edward Kless	56	2.56%	<div style="width: 2.56%;"><div style="width: 2.56%;"></div></div>	15	41	0	0	0
Total Votes Cast	2,188	100.00%	<div style="width: 100%;"><div style="width: 100%;"></div></div>	566	1,558	57	7	0
Overvotes	0			0	0	0	0	0
Undervotes	62			22	38	2	0	0
Contest Totals	2,250			588	1,596	59	7	0

### State Representative, District 61

Vote For 1

	TOTAL	VOTE %		Election Day	Early Voting	Ballot By Mail	Provisional Ballots	Limited Ballots
REP Frederick Frazier	1,091	49.84%	<div style="width: 49.84%;"><div style="width: 49.84%;"></div></div>	293	758	34	6	0
DEM Sheena King	1,098	50.16%	<div style="width: 50.16%;"><div style="width: 50.16%;"></div></div>	275	799	23	1	0
Total Votes Cast	2,189	100.00%	<div style="width: 100%;"><div style="width: 100%;"></div></div>	568	1,557	57	7	0
Overvotes	0			0	0	0	0	0
Undervotes	61			20	39	2	0	0
Contest Totals	2,250			588	1,596	59	7	0

## PCT 226

### Justice, 5th Court of Appeals District, Place 4

Vote For 1

	TOTAL	VOTE %		Election Day	Early Voting	Ballot By Mail	Provisional Ballots	Limited Ballots
REP Emily A. Miskel	1,084	50.19%	<div style="width: 50.19%;"><div style="width: 50.19%;"></div></div>	294	749	35	6	0
DEM Maricela Moore	1,076	49.81%	<div style="width: 49.81%;"><div style="width: 49.81%;"></div></div>	269	785	21	1	0
Total Votes Cast	2,160	100.00%	<div style="width: 100.00%;"><div style="width: 100.00%;"></div></div>	563	1,534	56	7	0
Overvotes	0			0	0	0	0	0
Undervotes	90			25	62	3	0	0
Contest Totals	2,250			588	1,596	59	7	0

### Justice, 5th Court of Appeals District, Place 7

Vote For 1

	TOTAL	VOTE %		Election Day	Early Voting	Ballot By Mail	Provisional Ballots	Limited Ballots
REP Kristina Williams	1,072	49.63%	<div style="width: 49.63%;"><div style="width: 49.63%;"></div></div>	281	750	35	6	0
DEM Nancy Kennedy	1,088	50.37%	<div style="width: 50.37%;"><div style="width: 50.37%;"></div></div>	279	787	21	1	0
Total Votes Cast	2,160	100.00%	<div style="width: 100.00%;"><div style="width: 100.00%;"></div></div>	560	1,537	56	7	0
Overvotes	0			0	0	0	0	0
Undervotes	90			28	59	3	0	0
Contest Totals	2,250			588	1,596	59	7	0

### County Judge CCD

Vote For 1

	TOTAL	VOTE %		Election Day	Early Voting	Ballot By Mail	Provisional Ballots	Limited Ballots
REP Chris Hill	1,085	49.77%	<div style="width: 49.77%;"><div style="width: 49.77%;"></div></div>	291	753	35	6	0
DEM Joshua Murray	1,095	50.23%	<div style="width: 50.23%;"><div style="width: 50.23%;"></div></div>	276	797	21	1	0
Total Votes Cast	2,180	100.00%	<div style="width: 100.00%;"><div style="width: 100.00%;"></div></div>	567	1,550	56	7	0
Overvotes	0			0	0	0	0	0
Undervotes	70			21	46	3	0	0
Contest Totals	2,250			588	1,596	59	7	0

### District Clerk CCD

Vote For 1




	TOTAL	VOTE %		Election Day	Early Voting	Ballot By Mail	Provisional Ballots	Limited Ballots
REP Mike Gould	1,087	50.28%	<div style="width: 50.28%;"><div style="width: 50.28%;"></div></div>	291	756	34	6	0
DEM David Brignac	1,075	49.72%	<div style="width: 49.72%;"><div style="width: 49.72%;"></div></div>	267	784	23	1	0
Total Votes Cast	2,162	100.00%	<div style="width: 100.00%;"><div style="width: 100.00%;"></div></div>	558	1,540	57	7	0
Overvotes	0			0	0	0	0	0
Undervotes	88			30	56	2	0	0
Contest Totals	2,250			588	1,596	59	7	0



## PCT 226




### Justice of the Peace, Precinct 4

Vote For 1

	TOTAL	VOTE %		Election Day	Early Voting	Ballot By Mail	Provisional Ballots	Limited Ballots
REP Vincent Venegoni	1,080	50.14%		288	752	34	6	0
DEM Adam Kern	1,074	49.86%		265	787	21	1	0
Total Votes Cast	2,154	100.00%		553	1,539	55	7	0
Overvotes	0			0	0	0	0	0
Undervotes	96			35	57	4	0	0
Contest Totals	2,250			588	1,596	59	7	0

### McKinney, City of - Local Option Election

Vote For 1

	TOTAL	VOTE %		Election Day	Early Voting	Ballot By Mail	Provisional Ballots	Limited Ballots
For	1,565	73.20%		394	1,128	39	4	0
Against	573	26.80%		152	402	16	3	0
Total Votes Cast	2,138	100.00%		546	1,530	55	7	0
Overvotes	0			0	0	0	0	0
Undervotes	112			42	66	4	0	0
Contest Totals	2,250			588	1,596	59	7	0

## PCT 227

### U. S. Representative District 3

Vote For 1

	TOTAL	VOTE %		Election Day	Early Voting	Ballot By Mail	Provisional Ballots	Limited Ballots
REP Keith Self	1,169	52.12%	<div style="width: 52.12%;"><div style="width: 52.12%;"></div></div>	319	820	30	0	0
DEM Sandeep Srivastava	1,000	44.58%	<div style="width: 44.58%;"><div style="width: 44.58%;"></div></div>	257	706	37	0	0
LIB Christopher Claytor	74	3.30%	<div style="width: 3.30%;"><div style="width: 3.30%;"></div></div>	22	52	0	0	0
Total Votes Cast	2,243	100.00%	<div style="width: 100.00%;"><div style="width: 100.00%;"></div></div>	598	1,578	67	0	0
Overvotes	0			0	0	0	0	0
Undervotes	42			13	27	2	0	0
Contest Totals	2,285			611	1,605	69	0	0

### Governor

Vote For 1

	TOTAL	VOTE %		Election Day	Early Voting	Ballot By Mail	Provisional Ballots	Limited Ballots
REP Greg Abbott	1,147	50.37%	<div style="width: 50.37%;"><div style="width: 50.37%;"></div></div>	310	805	32	0	0
DEM Beto O'Rourke	1,091	47.91%	<div style="width: 47.91%;"><div style="width: 47.91%;"></div></div>	283	772	36	0	0
LIB Mark Tippetts	29	1.27%	<div style="width: 1.27%;"><div style="width: 1.27%;"></div></div>	8	21	0	0	0
GRN Delilah Barrios	6	0.26%	<div style="width: 0.26%;"><div style="width: 0.26%;"></div></div>	5	1	0	0	0
Write-In Totals	4	0.18%	<div style="width: 0.18%;"><div style="width: 0.18%;"></div></div>	3	0	1	0	0
Total Votes Cast	2,277	100.00%	<div style="width: 100.00%;"><div style="width: 100.00%;"></div></div>	609	1,599	69	0	0
Overvotes	0			0	0	0	0	0
Undervotes	8			2	6	0	0	0
Contest Totals	2,285			611	1,605	69	0	0

### Lieutenant Governor

Vote For 1

	TOTAL	VOTE %		Election Day	Early Voting	Ballot By Mail	Provisional Ballots	Limited Ballots
REP Dan Patrick	1,094	48.64%	<div style="width: 48.64%;"><div style="width: 48.64%;"></div></div>	296	767	31	0	0
DEM Mike Collier	1,079	47.98%	<div style="width: 47.98%;"><div style="width: 47.98%;"></div></div>	273	768	38	0	0
LIB Shanna Steele	76	3.38%	<div style="width: 3.38%;"><div style="width: 3.38%;"></div></div>	26	50	0	0	0
Total Votes Cast	2,249	100.00%	<div style="width: 100.00%;"><div style="width: 100.00%;"></div></div>	595	1,585	69	0	0
Overvotes	0			0	0	0	0	0
Undervotes	36			16	20	0	0	0
Contest Totals	2,285			611	1,605	69	0	0

### Attorney General

Vote For 1

	TOTAL	VOTE %		Election Day	Early Voting	Ballot By Mail	Provisional Ballots	Limited Ballots
REP Ken Paxton	1,077	48.08%	<div style="width: 48.08%;"><div style="width: 48.08%;"></div></div>	293	755	29	0	0
DEM Rochelle Mercedes Garza	1,067	47.63%	<div style="width: 47.63%;"><div style="width: 47.63%;"></div></div>	275	756	36	0	0
LIB Mark Ash	96	4.29%	<div style="width: 4.29%;"><div style="width: 4.29%;"></div></div>	27	68	1	0	0
Total Votes Cast	2,240	100.00%	<div style="width: 100.00%;"><div style="width: 100.00%;"></div></div>	595	1,579	66	0	0
Overvotes	0			0	0	0	0	0
Undervotes	45			16	26	3	0	0
Contest Totals	2,285			611	1,605	69	0	0

## PCT 227

### Comptroller of Public Accounts

Vote For 1

	TOTAL	VOTE %	Election Day	Early Voting	Ballot By Mail	Provisional Ballots	Limited Ballots
REP Glenn Hegar	1,202	53.83%	321	849	32	0	0
DEM Janet T. Dudding	981	43.93%	251	694	36	0	0
LIB V. Alonzo Echevarria-Garza	50	2.24%	18	32	0	0	0
Total Votes Cast	2,233	100.00%	590	1,575	68	0	0
Overvotes	0		0	0	0	0	0
Undervotes	52		21	30	1	0	0
Contest Totals	2,285		611	1,605	69	0	0

### Commissioner of the General Land Office

Vote For 1

	TOTAL	VOTE %	Election Day	Early Voting	Ballot By Mail	Provisional Ballots	Limited Ballots
REP Dawn Buckingham	1,184	53.41%	325	827	32	0	0
DEM Jay Kleberg	996	44.93%	250	712	34	0	0
GRN Alfred Molison, Jr	36	1.62%	14	22	0	0	0
Write-In Totals	1	0.05%	0	1	0	0	0
Total Votes Cast	2,217	100.00%	589	1,562	66	0	0
Overvotes	0		0	0	0	0	0
Undervotes	68		22	43	3	0	0
Contest Totals	2,285		611	1,605	69	0	0

### Commissioner of Agriculture

Vote For 1

	TOTAL	VOTE %	Election Day	Early Voting	Ballot By Mail	Provisional Ballots	Limited Ballots
REP Sid Miller	1,195	53.83%	325	839	31	0	0
DEM Susan Hays	1,025	46.17%	264	725	36	0	0
Total Votes Cast	2,220	100.00%	589	1,564	67	0	0
Overvotes	0		0	0	0	0	0
Undervotes	65		22	41	2	0	0
Contest Totals	2,285		611	1,605	69	0	0

### Railroad Commissioner

Vote For 1

	TOTAL	VOTE %	Election Day	Early Voting	Ballot By Mail	Provisional Ballots	Limited Ballots
REP Wayne Christian	1,153	51.84%	313	810	30	0	0
DEM Luke Warford	976	43.88%	247	695	34	0	0
LIB Jaime Andres Diez	72	3.24%	24	47	1	0	0
GRN Hunter Wayne Crow	23	1.03%	6	17	0	0	0
Total Votes Cast	2,224	100.00%	590	1,569	65	0	0
Overvotes	0		0	0	0	0	0
Undervotes	61		21	36	4	0	0
Contest Totals	2,285		611	1,605	69	0	0

## PCT 227

### Justice, Supreme Court, Place 3

Vote For 1

	TOTAL	VOTE %		Election Day	Early Voting	Ballot By Mail	Provisional Ballots	Limited Ballots
REP Debra Lehrmann	1,165	52.38%	<div style="width: 52.38%;"><div style="width: 52.38%;"></div></div>	312	824	29	0	0
DEM Erin A. Nowell	1,004	45.14%	<div style="width: 45.14%;"><div style="width: 45.14%;"></div></div>	260	708	36	0	0
LIB Thomas Edward Oxford	55	2.47%	<div style="width: 2.47%;"><div style="width: 2.47%;"></div></div>	19	36	0	0	0
Total Votes Cast	2,224	100.00%	<div style="width: 100.00%;"><div style="width: 100.00%;"></div></div>	591	1,568	65	0	0
Overvotes	0			0	0	0	0	0
Undervotes	61			20	37	4	0	0
Contest Totals	2,285			611	1,605	69	0	0

### Justice, Supreme Court, Place 5

Vote For 1

	TOTAL	VOTE %		Election Day	Early Voting	Ballot By Mail	Provisional Ballots	Limited Ballots
REP Rebeca Huddle	1,173	52.89%	<div style="width: 52.89%;"><div style="width: 52.89%;"></div></div>	313	832	28	0	0
DEM Amanda Reichel	1,045	47.11%	<div style="width: 47.11%;"><div style="width: 47.11%;"></div></div>	278	731	36	0	0
Total Votes Cast	2,218	100.00%	<div style="width: 100.00%;"><div style="width: 100.00%;"></div></div>	591	1,563	64	0	0
Overvotes	0			0	0	0	0	0
Undervotes	67			20	42	5	0	0
Contest Totals	2,285			611	1,605	69	0	0

### Justice, Supreme Court, Place 9

Vote For 1

	TOTAL	VOTE %		Election Day	Early Voting	Ballot By Mail	Provisional Ballots	Limited Ballots
REP Evan Young	1,180	53.23%	<div style="width: 53.23%;"><div style="width: 53.23%;"></div></div>	316	834	30	0	0
DEM Julia Maldonado	1,037	46.77%	<div style="width: 46.77%;"><div style="width: 46.77%;"></div></div>	275	727	35	0	0
Total Votes Cast	2,217	100.00%	<div style="width: 100.00%;"><div style="width: 100.00%;"></div></div>	591	1,561	65	0	0
Overvotes	0			0	0	0	0	0
Undervotes	68			20	44	4	0	0
Contest Totals	2,285			611	1,605	69	0	0

### Judge, Court of Criminal Appeals, Place 5

Vote For 1

	TOTAL	VOTE %		Election Day	Early Voting	Ballot By Mail	Provisional Ballots	Limited Ballots
REP Scott Walker	1,168	52.92%	<div style="width: 52.92%;"><div style="width: 52.92%;"></div></div>	309	828	31	0	0
DEM Dana Huffman	1,039	47.08%	<div style="width: 47.08%;"><div style="width: 47.08%;"></div></div>	278	726	35	0	0
Total Votes Cast	2,207	100.00%	<div style="width: 100.00%;"><div style="width: 100.00%;"></div></div>	587	1,554	66	0	0
Overvotes	0			0	0	0	0	0
Undervotes	78			24	51	3	0	0
Contest Totals	2,285			611	1,605	69	0	0

## PCT 227

### Judge, Court of Criminal Appeals, Place 6

Vote For 1

	TOTAL	VOTE %		Election Day	Early Voting	Ballot By Mail	Provisional Ballots	Limited Ballots
REP Jesse F. McClure, III	1,175	53.41%	<div style="width: 53.41%;"><div style="width: 53.41%;"></div></div>	315	831	29	0	0
DEM Robert Johnson	1,025	46.59%	<div style="width: 46.59%;"><div style="width: 46.59%;"></div></div>	271	718	36	0	0
Total Votes Cast	2,200	100.00%	<div style="width: 100.00%;"><div style="width: 100.00%;"></div></div>	586	1,549	65	0	0
Overvotes	0			0	0	0	0	0
Undervotes	85			25	56	4	0	0
Contest Totals	2,285			611	1,605	69	0	0

### Member, State Board of Education, District 12 CCD

Vote For 1

	TOTAL	VOTE %		Election Day	Early Voting	Ballot By Mail	Provisional Ballots	Limited Ballots
REP Pam Little	1,150	51.94%	<div style="width: 51.94%;"><div style="width: 51.94%;"></div></div>	309	812	29	0	0
DEM Alex Cornwallis	985	44.49%	<div style="width: 44.49%;"><div style="width: 44.49%;"></div></div>	252	697	36	0	0
LIB Christy Mowrey	79	3.57%	<div style="width: 3.57%;"><div style="width: 3.57%;"></div></div>	28	51	0	0	0
Write-In Totals	0	0.00%	<div style="width: 0.00%;"><div style="width: 0.00%;"></div></div>	0	0	0	0	0
Total Votes Cast	2,214	100.00%	<div style="width: 100.00%;"><div style="width: 100.00%;"></div></div>	589	1,560	65	0	0
Overvotes	0			0	0	0	0	0
Undervotes	71			22	45	4	0	0
Contest Totals	2,285			611	1,605	69	0	0

### State Senator, District 8

Vote For 1

	TOTAL	VOTE %		Election Day	Early Voting	Ballot By Mail	Provisional Ballots	Limited Ballots
REP Angela Paxton	1,102	49.77%	<div style="width: 49.77%;"><div style="width: 49.77%;"></div></div>	303	770	29	0	0
DEM Jonathan Cocks	1,004	45.35%	<div style="width: 45.35%;"><div style="width: 45.35%;"></div></div>	250	718	36	0	0
LIB Edward Kless	108	4.88%	<div style="width: 4.88%;"><div style="width: 4.88%;"></div></div>	36	72	0	0	0
Total Votes Cast	2,214	100.00%	<div style="width: 100.00%;"><div style="width: 100.00%;"></div></div>	589	1,560	65	0	0
Overvotes	0			0	0	0	0	0
Undervotes	71			22	45	4	0	0
Contest Totals	2,285			611	1,605	69	0	0

### Justice, 5th Court of Appeals District, Place 4

Vote For 1

	TOTAL	VOTE %		Election Day	Early Voting	Ballot By Mail	Provisional Ballots	Limited Ballots
REP Emily A. Miskel	1,176	53.58%	<div style="width: 53.58%;"><div style="width: 53.58%;"></div></div>	312	833	31	0	0
DEM Maricela Moore	1,019	46.42%	<div style="width: 46.42%;"><div style="width: 46.42%;"></div></div>	272	713	34	0	0
Total Votes Cast	2,195	100.00%	<div style="width: 100.00%;"><div style="width: 100.00%;"></div></div>	584	1,546	65	0	0
Overvotes	0			0	0	0	0	0
Undervotes	90			27	59	4	0	0
Contest Totals	2,285			611	1,605	69	0	0

## PCT 227

### Justice, 5th Court of Appeals District, Place 7

Vote For 1

	TOTAL	VOTE %		Election Day	Early Voting	Ballot By Mail	Provisional Ballots	Limited Ballots
REP Kristina Williams	1,158	52.71%		311	819	28	0	0
DEM Nancy Kennedy	1,039	47.29%		275	726	38	0	0
Total Votes Cast	2,197	100.00%		586	1,545	66	0	0
Overvotes	0			0	0	0	0	0
Undervotes	88			25	60	3	0	0
Contest Totals	2,285			611	1,605	69	0	0

### County Judge CCD

Vote For 1

	TOTAL	VOTE %		Election Day	Early Voting	Ballot By Mail	Provisional Ballots	Limited Ballots
REP Chris Hill	1,165	52.55%		314	821	30	0	0
DEM Joshua Murray	1,052	47.45%		275	740	37	0	0
Total Votes Cast	2,217	100.00%		589	1,561	67	0	0
Overvotes	0			0	0	0	0	0
Undervotes	68			22	44	2	0	0
Contest Totals	2,285			611	1,605	69	0	0

### District Clerk CCD

Vote For 1

	TOTAL	VOTE %		Election Day	Early Voting	Ballot By Mail	Provisional Ballots	Limited Ballots
REP Mike Gould	1,187	54.15%		313	842	32	0	0
DEM David Brignac	1,005	45.85%		269	702	34	0	0
Total Votes Cast	2,192	100.00%		582	1,544	66	0	0
Overvotes	0			0	0	0	0	0
Undervotes	93			29	61	3	0	0
Contest Totals	2,285			611	1,605	69	0	0

### Justice of the Peace, Precinct 3

Vote For 1

	TOTAL	VOTE %		Election Day	Early Voting	Ballot By Mail	Provisional Ballots	Limited Ballots
REP Mike Missildine	1,179	53.86%		311	837	31	0	0
DEM Irvin Lynn Barrett	1,010	46.14%		274	702	34	0	0
Total Votes Cast	2,189	100.00%		585	1,539	65	0	0
Overvotes	0			0	0	0	0	0
Undervotes	96			26	66	4	0	0
Contest Totals	2,285			611	1,605	69	0	0

## PCT 228

### U. S. Representative District 3

Vote For 1

	TOTAL	VOTE %	Election Day	Early Voting	Ballot By Mail	Provisional Ballots	Limited Ballots
REP Keith Self	1,031	48.49%	413	597	19	2	0
DEM Sandeep Srivastava	1,024	48.17%	350	662	12	0	0
LIB Christopher Claytor	71	3.34%	31	37	3	0	0
Total Votes Cast	2,126	100.00%	794	1,296	34	2	0
Overvotes	0		0	0	0	0	0
Undervotes	29		12	17	0	0	0
Contest Totals	2,155		806	1,313	34	2	0

### Governor

Vote For 1

	TOTAL	VOTE %	Election Day	Early Voting	Ballot By Mail	Provisional Ballots	Limited Ballots
REP Greg Abbott	1,036	48.25%	411	606	17	2	0
DEM Beto O'Rourke	1,078	50.21%	374	689	15	0	0
LIB Mark Tippetts	24	1.12%	16	8	0	0	0
GRN Delilah Barrios	8	0.37%	3	5	0	0	0
Write-In Totals	1	0.05%	1	0	0	0	0
Total Votes Cast	2,147	100.00%	805	1,308	32	2	0
Overvotes	1		0	0	1	0	0
Undervotes	7		1	5	1	0	0
Contest Totals	2,155		806	1,313	34	2	0

### Lieutenant Governor

Vote For 1

	TOTAL	VOTE %	Election Day	Early Voting	Ballot By Mail	Provisional Ballots	Limited Ballots
REP Dan Patrick	1,027	48.35%	407	602	16	2	0
DEM Mike Collier	1,023	48.16%	351	660	12	0	0
LIB Shanna Steele	74	3.48%	34	35	5	0	0
Total Votes Cast	2,124	100.00%	792	1,297	33	2	0
Overvotes	0		0	0	0	0	0
Undervotes	31		14	16	1	0	0
Contest Totals	2,155		806	1,313	34	2	0

### Attorney General

Vote For 1

	TOTAL	VOTE %	Election Day	Early Voting	Ballot By Mail	Provisional Ballots	Limited Ballots
REP Ken Paxton	1,022	48.21%	410	595	15	2	0
DEM Rochelle Mercedes Garza	1,038	48.96%	353	670	15	0	0
LIB Mark Ash	60	2.83%	31	25	4	0	0
Total Votes Cast	2,120	100.00%	794	1,290	34	2	0
Overvotes	0		0	0	0	0	0
Undervotes	35		12	23	0	0	0
Contest Totals	2,155		806	1,313	34	2	0

## PCT 228

### Comptroller of Public Accounts

Vote For 1

	TOTAL	VOTE %	Election Day	Early Voting	Ballot By Mail	Provisional Ballots	Limited Ballots
REP Glenn Hegar	1,053	49.95%	420	614	17	2	0
DEM Janet T. Dudding	994	47.15%	337	642	15	0	0
LIB V. Alonzo Echevarria-Garza	61	2.89%	30	30	1	0	0
Total Votes Cast	2,108	100.00%	787	1,286	33	2	0
Overvotes	0		0	0	0	0	0
Undervotes	47		19	27	1	0	0
Contest Totals	2,155		806	1,313	34	2	0

### Commissioner of the General Land Office

Vote For 1

	TOTAL	VOTE %	Election Day	Early Voting	Ballot By Mail	Provisional Ballots	Limited Ballots
REP Dawn Buckingham	1,066	50.74%	427	618	19	2	0
DEM Jay Kleberg	1,005	47.83%	341	652	12	0	0
GRN Alfred Molison, Jr	30	1.43%	14	15	1	0	0
Write-In Totals	0	0.00%	0	0	0	0	0
Total Votes Cast	2,101	100.00%	782	1,285	32	2	0
Overvotes	0		0	0	0	0	0
Undervotes	54		24	28	2	0	0
Contest Totals	2,155		806	1,313	34	2	0

### Commissioner of Agriculture

Vote For 1

	TOTAL	VOTE %	Election Day	Early Voting	Ballot By Mail	Provisional Ballots	Limited Ballots
REP Sid Miller	1,069	50.86%	427	623	17	2	0
DEM Susan Hays	1,033	49.14%	354	663	16	0	0
Total Votes Cast	2,102	100.00%	781	1,286	33	2	0
Overvotes	0		0	0	0	0	0
Undervotes	53		25	27	1	0	0
Contest Totals	2,155		806	1,313	34	2	0

### Railroad Commissioner

Vote For 1

	TOTAL	VOTE %	Election Day	Early Voting	Ballot By Mail	Provisional Ballots	Limited Ballots
REP Wayne Christian	1,038	49.36%	418	601	17	2	0
DEM Luke Warford	981	46.65%	325	645	11	0	0
LIB Jaime Andres Diez	62	2.95%	33	28	1	0	0
GRN Hunter Wayne Crow	22	1.05%	9	11	2	0	0
Total Votes Cast	2,103	100.00%	785	1,285	31	2	0
Overvotes	0		0	0	0	0	0
Undervotes	52		21	28	3	0	0
Contest Totals	2,155		806	1,313	34	2	0



## PCT 228

### Justice, Supreme Court, Place 3

Vote For 1

	TOTAL	VOTE %	Election Day	Early Voting	Ballot By Mail	Provisional Ballots	Limited Ballots
REP Debra Lehrmann	1,030	48.91%	414	596	18	2	0
DEM Erin A. Nowell	1,023	48.58%	342	668	13	0	0
LIB Thomas Edward Oxford	53	2.52%	29	23	1	0	0
Total Votes Cast	2,106	100.00%	785	1,287	32	2	0
Overvotes	0		0	0	0	0	0
Undervotes	49		21	26	2	0	0
Contest Totals	2,155		806	1,313	34	2	0

### Justice, Supreme Court, Place 5

Vote For 1

	TOTAL	VOTE %	Election Day	Early Voting	Ballot By Mail	Provisional Ballots	Limited Ballots
REP Rebeca Huddle	1,054	50.17%	425	609	18	2	0
DEM Amanda Reichel	1,047	49.83%	354	679	14	0	0
Total Votes Cast	2,101	100.00%	779	1,288	32	2	0
Overvotes	0		0	0	0	0	0
Undervotes	54		27	25	2	0	0
Contest Totals	2,155		806	1,313	34	2	0

### Justice, Supreme Court, Place 9

Vote For 1

	TOTAL	VOTE %	Election Day	Early Voting	Ballot By Mail	Provisional Ballots	Limited Ballots
REP Evan Young	1,046	49.98%	419	608	17	2	0
DEM Julia Maldonado	1,047	50.02%	359	674	14	0	0
Total Votes Cast	2,093	100.00%	778	1,282	31	2	0
Overvotes	0		0	0	0	0	0
Undervotes	62		28	31	3	0	0
Contest Totals	2,155		806	1,313	34	2	0

### Judge, Court of Criminal Appeals, Place 5

Vote For 1

	TOTAL	VOTE %	Election Day	Early Voting	Ballot By Mail	Provisional Ballots	Limited Ballots
REP Scott Walker	1,045	49.90%	417	608	18	2	0
DEM Dana Huffman	1,049	50.10%	359	677	13	0	0
Total Votes Cast	2,094	100.00%	776	1,285	31	2	0
Overvotes	0		0	0	0	0	0
Undervotes	61		30	28	3	0	0
Contest Totals	2,155		806	1,313	34	2	0

## PCT 228

### Judge, Court of Criminal Appeals, Place 6

Vote For 1

	TOTAL	VOTE %		Election Day	Early Voting	Ballot By Mail	Provisional Ballots	Limited Ballots
REP Jesse F. McClure, III	1,049	50.31%	<div style="width: 50.31%;"><div style="width: 50.31%;"></div></div>	428	603	16	2	0
DEM Robert Johnson	1,036	49.69%	<div style="width: 49.69%;"><div style="width: 49.69%;"></div></div>	348	674	14	0	0
Total Votes Cast	2,085	100.00%	<div style="width: 100.00%;"><div style="width: 100.00%;"></div></div>	776	1,277	30	2	0
Overvotes	0			0	0	0	0	0
Undervotes	70			30	36	4	0	0
Contest Totals	2,155			806	1,313	34	2	0

### Member, State Board of Education, District 12 CCD

Vote For 1

	TOTAL	VOTE %		Election Day	Early Voting	Ballot By Mail	Provisional Ballots	Limited Ballots
REP Pam Little	1,018	48.52%	<div style="width: 48.52%;"><div style="width: 48.52%;"></div></div>	413	585	18	2	0
DEM Alex Cornwallis	995	47.43%	<div style="width: 47.43%;"><div style="width: 47.43%;"></div></div>	335	647	13	0	0
LIB Christy Mowrey	84	4.00%	<div style="width: 4.00%;"><div style="width: 4.00%;"></div></div>	35	46	3	0	0
Write-In Totals	1	0.05%	<div style="width: 0.05%;"><div style="width: 0.05%;"></div></div>	0	1	0	0	0
Total Votes Cast	2,098	100.00%	<div style="width: 100.00%;"><div style="width: 100.00%;"></div></div>	783	1,279	34	2	0
Overvotes	0			0	0	0	0	0
Undervotes	57			23	34	0	0	0
Contest Totals	2,155			806	1,313	34	2	0

### State Senator, District 8

Vote For 1

	TOTAL	VOTE %		Election Day	Early Voting	Ballot By Mail	Provisional Ballots	Limited Ballots
REP Angela Paxton	1,023	48.67%	<div style="width: 48.67%;"><div style="width: 48.67%;"></div></div>	409	596	16	2	0
DEM Jonathan Cocks	1,024	48.72%	<div style="width: 48.72%;"><div style="width: 48.72%;"></div></div>	351	658	15	0	0
LIB Edward Kless	55	2.62%	<div style="width: 2.62%;"><div style="width: 2.62%;"></div></div>	24	29	2	0	0
Total Votes Cast	2,102	100.00%	<div style="width: 100.00%;"><div style="width: 100.00%;"></div></div>	784	1,283	33	2	0
Overvotes	0			0	0	0	0	0
Undervotes	53			22	30	1	0	0
Contest Totals	2,155			806	1,313	34	2	0

### Justice, 5th Court of Appeals District, Place 4

Vote For 1

	TOTAL	VOTE %		Election Day	Early Voting	Ballot By Mail	Provisional Ballots	Limited Ballots
REP Emily A. Miskel	1,056	50.60%	<div style="width: 50.60%;"><div style="width: 50.60%;"></div></div>	418	616	20	2	0
DEM Maricela Moore	1,031	49.40%	<div style="width: 49.40%;"><div style="width: 49.40%;"></div></div>	358	661	12	0	0
Total Votes Cast	2,087	100.00%	<div style="width: 100.00%;"><div style="width: 100.00%;"></div></div>	776	1,277	32	2	0
Overvotes	0			0	0	0	0	0
Undervotes	68			30	36	2	0	0
Contest Totals	2,155			806	1,313	34	2	0

## PCT 228

### Justice, 5th Court of Appeals District, Place 7

Vote For 1

	TOTAL	VOTE %	Election Day	Early Voting	Ballot By Mail	Provisional Ballots	Limited Ballots
REP Kristina Williams	1,038	50.00%	419	600	17	2	0
DEM Nancy Kennedy	1,038	50.00%	352	671	15	0	0
Total Votes Cast	2,076	100.00%	771	1,271	32	2	0
Overvotes	0		0	0	0	0	0
Undervotes	79		35	42	2	0	0
Contest Totals	2,155		806	1,313	34	2	0

### County Judge CCD

Vote For 1

	TOTAL	VOTE %	Election Day	Early Voting	Ballot By Mail	Provisional Ballots	Limited Ballots
REP Chris Hill	1,047	49.74%	423	603	19	2	0
DEM Joshua Murray	1,058	50.26%	364	680	14	0	0
Total Votes Cast	2,105	100.00%	787	1,283	33	2	0
Overvotes	0		0	0	0	0	0
Undervotes	50		19	30	1	0	0
Contest Totals	2,155		806	1,313	34	2	0

### District Clerk CCD

Vote For 1

	TOTAL	VOTE %	Election Day	Early Voting	Ballot By Mail	Provisional Ballots	Limited Ballots
REP Mike Gould	1,048	50.46%	425	604	17	2	0
DEM David Brignac	1,029	49.54%	347	667	15	0	0
Total Votes Cast	2,077	100.00%	772	1,271	32	2	0
Overvotes	0		0	0	0	0	0
Undervotes	78		34	42	2	0	0
Contest Totals	2,155		806	1,313	34	2	0

### Justice of the Peace, Precinct 2

Vote For 1

	TOTAL	VOTE %	Election Day	Early Voting	Ballot By Mail	Provisional Ballots	Limited Ballots
REP Ellen Skinner	1,034	49.62%	418	596	18	2	0
DEM Jennifer McKenzie	1,050	50.38%	361	676	13	0	0
Total Votes Cast	2,084	100.00%	779	1,272	31	2	0
Overvotes	0		0	0	0	0	0
Undervotes	71		27	41	3	0	0
Contest Totals	2,155		806	1,313	34	2	0

## PCT 228

### Princeton, City of - Home-Rule Charter

Vote For 1

	TOTAL	VOTE %		Election Day	Early Voting	Ballot By Mail	Provisional Ballots	Limited Ballots
For	972	53.26%		362	591	18	1	0
Against	853	46.74%		316	528	8	1	0
Total Votes Cast	1,825	100.00%		678	1,119	26	2	0
Overvotes	0			0	0	0	0	0
Undervotes	329			128	193	8	0	0
Contest Totals	2,154			806	1,312	34	2	0

### Princeton ISD - Trustees

Vote For 2

	TOTAL	VOTE %		Election Day	Early Voting	Ballot By Mail	Provisional Ballots	Limited Ballots
Julia Schmoker	753	29.31%		309	430	13	1	0
Starla Sharpe	754	29.35%		272	473	9	0	0
Tim Tidwell	440	17.13%		138	297	4	1	0
John A Campbell	622	24.21%		260	356	5	1	0
Total Votes Cast	2,569	100.00%		979	1,556	31	3	0
Overvotes	0			0	0	0	0	0
Undervotes	1,741			633	1,070	37	1	0
Contest Totals	4,310			1,612	2,626	68	4	0

## PCT 229

### U. S. Representative, District 4

Vote For 1

	TOTAL	VOTE %	Election Day	Early Voting	Ballot By Mail	Provisional Ballots	Limited Ballots
REP Pat Fallon	439	51.77%	157	274	7	1	0
DEM Iro Omere	395	46.58%	121	265	9	0	0
LIB John Simmons	14	1.65%	6	8	0	0	0
Total Votes Cast	848	100.00%	284	547	16	1	0
Overvotes	0		0	0	0	0	0
Undervotes	18		6	12	0	0	0
Contest Totals	866		290	559	16	1	0

### Governor

Vote For 1

	TOTAL	VOTE %	Election Day	Early Voting	Ballot By Mail	Provisional Ballots	Limited Ballots
REP Greg Abbott	436	50.40%	154	273	8	1	0
DEM Beto O'Rourke	424	49.02%	135	281	8	0	0
LIB Mark Tippetts	5	0.58%	1	4	0	0	0
GRN Delilah Barrios	0	0.00%	0	0	0	0	0
Write-In Totals	0	0.00%	0	0	0	0	0
Total Votes Cast	865	100.00%	290	558	16	1	0
Overvotes	0		0	0	0	0	0
Undervotes	1		0	1	0	0	0
Contest Totals	866		290	559	16	1	0

### Lieutenant Governor

Vote For 1

	TOTAL	VOTE %	Election Day	Early Voting	Ballot By Mail	Provisional Ballots	Limited Ballots
REP Dan Patrick	413	48.36%	148	259	6	0	0
DEM Mike Collier	428	50.12%	133	286	9	0	0
LIB Shanna Steele	13	1.52%	2	9	1	1	0
Total Votes Cast	854	100.00%	283	554	16	1	0
Overvotes	0		0	0	0	0	0
Undervotes	12		7	5	0	0	0
Contest Totals	866		290	559	16	1	0

### Attorney General

Vote For 1

	TOTAL	VOTE %	Election Day	Early Voting	Ballot By Mail	Provisional Ballots	Limited Ballots
REP Ken Paxton	424	49.82%	153	266	5	0	0
DEM Rochelle Mercedes Garza	401	47.12%	124	267	10	0	0
LIB Mark Ash	26	3.06%	9	15	1	1	0
Total Votes Cast	851	100.00%	286	548	16	1	0
Overvotes	0		0	0	0	0	0
Undervotes	15		4	11	0	0	0
Contest Totals	866		290	559	16	1	0

## PCT 229

### Comptroller of Public Accounts

Vote For 1

	TOTAL	VOTE %	Election Day	Early Voting	Ballot By Mail	Provisional Ballots	Limited Ballots
REP Glenn Hegar	443	52.61%	158	279	6	0	0
DEM Janet T. Dudding	383	45.49%	114	259	10	0	0
LIB V. Alonzo Echevarria-Garza	16	1.90%	7	8	0	1	0
Total Votes Cast	842	100.00%	279	546	16	1	0
Overvotes	0		0	0	0	0	0
Undervotes	24		11	13	0	0	0
Contest Totals	866		290	559	16	1	0

### Commissioner of the General Land Office

Vote For 1

	TOTAL	VOTE %	Election Day	Early Voting	Ballot By Mail	Provisional Ballots	Limited Ballots
REP Dawn Buckingham	436	51.90%	157	272	7	0	0
DEM Jay Kleberg	397	47.26%	119	268	9	1	0
GRN Alfred Molison, Jr	7	0.83%	2	5	0	0	0
Write-In Totals	0	0.00%	0	0	0	0	0
Total Votes Cast	840	100.00%	278	545	16	1	0
Overvotes	0		0	0	0	0	0
Undervotes	26		12	14	0	0	0
Contest Totals	866		290	559	16	1	0

### Commissioner of Agriculture

Vote For 1

	TOTAL	VOTE %	Election Day	Early Voting	Ballot By Mail	Provisional Ballots	Limited Ballots
REP Sid Miller	437	51.96%	159	272	6	0	0
DEM Susan Hays	404	48.04%	120	273	10	1	0
Total Votes Cast	841	100.00%	279	545	16	1	0
Overvotes	0		0	0	0	0	0
Undervotes	25		11	14	0	0	0
Contest Totals	866		290	559	16	1	0

### Railroad Commissioner

Vote For 1

	TOTAL	VOTE %	Election Day	Early Voting	Ballot By Mail	Provisional Ballots	Limited Ballots
REP Wayne Christian	429	51.13%	153	270	6	0	0
DEM Luke Warford	389	46.36%	119	260	9	1	0
LIB Jaime Andres Diez	14	1.67%	6	8	0	0	0
GRN Hunter Wayne Crow	7	0.83%	2	5	0	0	0
Total Votes Cast	839	100.00%	280	543	15	1	0
Overvotes	0		0	0	0	0	0
Undervotes	27		10	16	1	0	0
Contest Totals	866		290	559	16	1	0

**PCT 229**

**Justice, Supreme Court, Place 3**

Vote For 1

	TOTAL	VOTE %	Election Day	Early Voting	Ballot By Mail	Provisional Ballots	Limited Ballots
REP Debra Lehrmann	434	51.73%	153	272	8	1	0
DEM Erin A. Nowell	393	46.84%	123	262	8	0	0
LIB Thomas Edward Oxford	12	1.43%	3	9	0	0	0
Total Votes Cast	839	100.00%	279	543	16	1	0
Overvotes	0		0	0	0	0	0
Undervotes	27		11	16	0	0	0
Contest Totals	866		290	559	16	1	0

**Justice, Supreme Court, Place 5**

Vote For 1

	TOTAL	VOTE %	Election Day	Early Voting	Ballot By Mail	Provisional Ballots	Limited Ballots
REP Rebeca Huddle	429	51.19%	153	269	7	0	0
DEM Amanda Reichel	409	48.81%	126	273	9	1	0
Total Votes Cast	838	100.00%	279	542	16	1	0
Overvotes	0		0	0	0	0	0
Undervotes	28		11	17	0	0	0
Contest Totals	866		290	559	16	1	0

**Justice, Supreme Court, Place 9**

Vote For 1

	TOTAL	VOTE %	Election Day	Early Voting	Ballot By Mail	Provisional Ballots	Limited Ballots
REP Evan Young	432	51.37%	153	272	7	0	0
DEM Julia Maldonado	409	48.63%	127	272	9	1	0
Total Votes Cast	841	100.00%	280	544	16	1	0
Overvotes	0		0	0	0	0	0
Undervotes	25		10	15	0	0	0
Contest Totals	866		290	559	16	1	0

**Judge, Court of Criminal Appeals, Place 5**

Vote For 1

	TOTAL	VOTE %	Election Day	Early Voting	Ballot By Mail	Provisional Ballots	Limited Ballots
REP Scott Walker	432	51.55%	153	273	6	0	0
DEM Dana Huffman	406	48.45%	127	269	10	0	0
Total Votes Cast	838	100.00%	280	542	16	0	0
Overvotes	0		0	0	0	0	0
Undervotes	28		10	17	0	1	0
Contest Totals	866		290	559	16	1	0

## PCT 229

### Judge, Court of Criminal Appeals, Place 6

Vote For 1

	TOTAL	VOTE %		Election Day	Early Voting	Ballot By Mail	Provisional Ballots	Limited Ballots
REP Jesse F. McClure, III	433	51.86%	<div style="width: 51.86%;"><div style="width: 51.86%;"></div></div>	153	273	7	0	0
DEM Robert Johnson	402	48.14%	<div style="width: 48.14%;"><div style="width: 48.14%;"></div></div>	127	266	9	0	0
Total Votes Cast	835	100.00%	<div style="width: 100.00%;"><div style="width: 100.00%;"></div></div>	280	539	16	0	0
Overvotes	0			0	0	0	0	0
Undervotes	31			10	20	0	1	0
Contest Totals	866			290	559	16	1	0

### Member, State Board of Education, District 12 CCD

Vote For 1

	TOTAL	VOTE %		Election Day	Early Voting	Ballot By Mail	Provisional Ballots	Limited Ballots
REP Pam Little	429	51.07%	<div style="width: 51.07%;"><div style="width: 51.07%;"></div></div>	154	268	7	0	0
DEM Alex Cornwallis	390	46.43%	<div style="width: 46.43%;"><div style="width: 46.43%;"></div></div>	120	262	8	0	0
LIB Christy Mowrey	20	2.38%	<div style="width: 2.38%;"><div style="width: 2.38%;"></div></div>	6	14	0	0	0
Write-In Totals	1	0.12%	<div style="width: 0.12%;"><div style="width: 0.12%;"></div></div>	0	0	1	0	0
Total Votes Cast	840	100.00%	<div style="width: 100.00%;"><div style="width: 100.00%;"></div></div>	280	544	16	0	0
Overvotes	0			0	0	0	0	0
Undervotes	26			10	15	0	1	0
Contest Totals	866			290	559	16	1	0

### State Representative, District 66

Vote For 1

	TOTAL	VOTE %		Election Day	Early Voting	Ballot By Mail	Provisional Ballots	Limited Ballots
REP Matt Shaheen	443	52.80%	<div style="width: 52.80%;"><div style="width: 52.80%;"></div></div>	159	276	8	0	0
DEM Jesse Ringness	396	47.20%	<div style="width: 47.20%;"><div style="width: 47.20%;"></div></div>	122	266	8	0	0
Total Votes Cast	839	100.00%	<div style="width: 100.00%;"><div style="width: 100.00%;"></div></div>	281	542	16	0	0
Overvotes	0			0	0	0	0	0
Undervotes	27			9	17	0	1	0
Contest Totals	866			290	559	16	1	0

### Justice, 5th Court of Appeals District, Place 4

Vote For 1

	TOTAL	VOTE %		Election Day	Early Voting	Ballot By Mail	Provisional Ballots	Limited Ballots
REP Emily A. Miskel	426	51.08%	<div style="width: 51.08%;"><div style="width: 51.08%;"></div></div>	153	268	5	0	0
DEM Maricela Moore	408	48.92%	<div style="width: 48.92%;"><div style="width: 48.92%;"></div></div>	125	272	11	0	0
Total Votes Cast	834	100.00%	<div style="width: 100.00%;"><div style="width: 100.00%;"></div></div>	278	540	16	0	0
Overvotes	0			0	0	0	0	0
Undervotes	32			12	19	0	1	0
Contest Totals	866			290	559	16	1	0



## PCT 229

### Justice, 5th Court of Appeals District, Place 7

Vote For 1

	TOTAL	VOTE %	Election Day	Early Voting	Ballot By Mail	Provisional Ballots	Limited Ballots
REP Kristina Williams	433	51.61%	155	272	6	0	0
DEM Nancy Kennedy	406	48.39%	125	271	10	0	0
Total Votes Cast	839	100.00%	280	543	16	0	0
Overvotes	0		0	0	0	0	0
Undervotes	27		10	16	0	1	0
Contest Totals	866		290	559	16	1	0

### County Judge CCD

Vote For 1

	TOTAL	VOTE %	Election Day	Early Voting	Ballot By Mail	Provisional Ballots	Limited Ballots
REP Chris Hill	432	51.31%	153	272	7	0	0
DEM Joshua Murray	410	48.69%	127	274	9	0	0
Total Votes Cast	842	100.00%	280	546	16	0	0
Overvotes	0		0	0	0	0	0
Undervotes	24		10	13	0	1	0
Contest Totals	866		290	559	16	1	0

### District Clerk CCD

Vote For 1

	TOTAL	VOTE %	Election Day	Early Voting	Ballot By Mail	Provisional Ballots	Limited Ballots
REP Mike Gould	433	51.67%	152	275	6	0	0
DEM David Brignac	405	48.33%	127	268	10	0	0
Total Votes Cast	838	100.00%	279	543	16	0	0
Overvotes	0		0	0	0	0	0
Undervotes	28		11	16	0	1	0
Contest Totals	866		290	559	16	1	0

### Justice of the Peace, Precinct 4

Vote For 1

	TOTAL	VOTE %	Election Day	Early Voting	Ballot By Mail	Provisional Ballots	Limited Ballots
REP Vincent Venegoni	435	51.91%	155	273	7	0	0
DEM Adam Kern	403	48.09%	124	270	9	0	0
Total Votes Cast	838	100.00%	279	543	16	0	0
Overvotes	0		0	0	0	0	0
Undervotes	28		11	16	0	1	0
Contest Totals	866		290	559	16	1	0

## PCT 230

### U. S. Representative District 3

Vote For 1

	TOTAL	VOTE %	Election Day	Early Voting	Ballot By Mail	Provisional Ballots	Limited Ballots
REP Keith Self	939	46.62%	286	613	40	0	0
DEM Sandeep Srivastava	1,019	50.60%	305	673	41	0	0
LIB Christopher Claytor	56	2.78%	19	35	2	0	0
Total Votes Cast	2,014	100.00%	610	1,321	83	0	0
Overvotes	0		0	0	0	0	0
Undervotes	25		11	12	2	0	0
Contest Totals	2,039		621	1,333	85	0	0

### Governor

Vote For 1

	TOTAL	VOTE %	Election Day	Early Voting	Ballot By Mail	Provisional Ballots	Limited Ballots
REP Greg Abbott	941	46.24%	291	611	39	0	0
DEM Beto O'Rourke	1,067	52.43%	320	703	44	0	0
LIB Mark Tippetts	19	0.93%	4	13	2	0	0
GRN Delilah Barrios	8	0.39%	3	5	0	0	0
Write-In Totals	0	0.00%	0	0	0	0	0
Total Votes Cast	2,035	100.00%	618	1,332	85	0	0
Overvotes	0		0	0	0	0	0
Undervotes	4		3	1	0	0	0
Contest Totals	2,039		621	1,333	85	0	0

### Lieutenant Governor

Vote For 1

	TOTAL	VOTE %	Election Day	Early Voting	Ballot By Mail	Provisional Ballots	Limited Ballots
REP Dan Patrick	920	45.61%	288	595	37	0	0
DEM Mike Collier	1,042	51.66%	307	691	44	0	0
LIB Shanna Steele	55	2.73%	17	35	3	0	0
Total Votes Cast	2,017	100.00%	612	1,321	84	0	0
Overvotes	0		0	0	0	0	0
Undervotes	22		9	12	1	0	0
Contest Totals	2,039		621	1,333	85	0	0

### Attorney General

Vote For 1

	TOTAL	VOTE %	Election Day	Early Voting	Ballot By Mail	Provisional Ballots	Limited Ballots
REP Ken Paxton	903	44.93%	278	590	35	0	0
DEM Rochelle Mercedes Garza	1,044	51.94%	313	690	41	0	0
LIB Mark Ash	63	3.13%	23	35	5	0	0
Total Votes Cast	2,010	100.00%	614	1,315	81	0	0
Overvotes	0		0	0	0	0	0
Undervotes	29		7	18	4	0	0
Contest Totals	2,039		621	1,333	85	0	0

**PCT 230**

**Comptroller of Public Accounts**

Vote For 1

	TOTAL	VOTE %	Election Day	Early Voting	Ballot By Mail	Provisional Ballots	Limited Ballots
REP Glenn Hegar	953	47.91%	295	618	40	0	0
DEM Janet T. Dudding	977	49.12%	288	647	42	0	0
LIB V. Alonzo Echevarria-Garza	59	2.97%	21	38	0	0	0
Total Votes Cast	1,989	100.00%	604	1,303	82	0	0
Overvotes	0		0	0	0	0	0
Undervotes	50		17	30	3	0	0
Contest Totals	2,039		621	1,333	85	0	0

**Commissioner of the General Land Office**

Vote For 1

	TOTAL	VOTE %	Election Day	Early Voting	Ballot By Mail	Provisional Ballots	Limited Ballots
REP Dawn Buckingham	971	49.02%	305	627	39	0	0
DEM Jay Kleberg	982	49.57%	284	656	42	0	0
GRN Alfred Molison, Jr	26	1.31%	9	16	1	0	0
Write-In Totals	2	0.10%	0	2	0	0	0
Total Votes Cast	1,981	100.00%	598	1,301	82	0	0
Overvotes	0		0	0	0	0	0
Undervotes	58		23	32	3	0	0
Contest Totals	2,039		621	1,333	85	0	0

**Commissioner of Agriculture**

Vote For 1

	TOTAL	VOTE %	Election Day	Early Voting	Ballot By Mail	Provisional Ballots	Limited Ballots
REP Sid Miller	959	48.56%	299	622	38	0	0
DEM Susan Hays	1,016	51.44%	300	672	44	0	0
Total Votes Cast	1,975	100.00%	599	1,294	82	0	0
Overvotes	0		0	0	0	0	0
Undervotes	64		22	39	3	0	0
Contest Totals	2,039		621	1,333	85	0	0

**Railroad Commissioner**

Vote For 1

	TOTAL	VOTE %	Election Day	Early Voting	Ballot By Mail	Provisional Ballots	Limited Ballots
REP Wayne Christian	931	47.00%	292	602	37	0	0
DEM Luke Warford	956	48.26%	274	639	43	0	0
LIB Jaime Andres Diez	70	3.53%	21	47	2	0	0
GRN Hunter Wayne Crow	24	1.21%	11	13	0	0	0
Total Votes Cast	1,981	100.00%	598	1,301	82	0	0
Overvotes	0		0	0	0	0	0
Undervotes	58		23	32	3	0	0
Contest Totals	2,039		621	1,333	85	0	0

## PCT 230

### Justice, Supreme Court, Place 3

Vote For 1

	TOTAL	VOTE %		Election Day	Early Voting	Ballot By Mail	Provisional Ballots	Limited Ballots
REP Debra Lehrmann	940	47.24%	<div style="width: 47.24%;"><div style="width: 47.24%;"></div></div>	284	615	41	0	0
DEM Erin A. Nowell	1,000	50.25%	<div style="width: 50.25%;"><div style="width: 50.25%;"></div></div>	308	650	42	0	0
LIB Thomas Edward Oxford	50	2.51%	<div style="width: 2.51%;"><div style="width: 2.51%;"></div></div>	14	35	1	0	0
Total Votes Cast	1,990	100.00%	<div style="width: 100.00%;"><div style="width: 100.00%;"></div></div>	606	1,300	84	0	0
Overvotes	0			0	0	0	0	0
Undervotes	49			15	33	1	0	0
Contest Totals	2,039			621	1,333	85	0	0

### Justice, Supreme Court, Place 5

Vote For 1

	TOTAL	VOTE %		Election Day	Early Voting	Ballot By Mail	Provisional Ballots	Limited Ballots
REP Rebeca Huddle	959	48.31%	<div style="width: 48.31%;"><div style="width: 48.31%;"></div></div>	294	623	42	0	0
DEM Amanda Reichel	1,026	51.69%	<div style="width: 51.69%;"><div style="width: 51.69%;"></div></div>	311	673	42	0	0
Total Votes Cast	1,985	100.00%	<div style="width: 100.00%;"><div style="width: 100.00%;"></div></div>	605	1,296	84	0	0
Overvotes	0			0	0	0	0	0
Undervotes	54			16	37	1	0	0
Contest Totals	2,039			621	1,333	85	0	0

### Justice, Supreme Court, Place 9

Vote For 1

	TOTAL	VOTE %		Election Day	Early Voting	Ballot By Mail	Provisional Ballots	Limited Ballots
REP Evan Young	956	48.26%	<div style="width: 48.26%;"><div style="width: 48.26%;"></div></div>	286	628	42	0	0
DEM Julia Maldonado	1,025	51.74%	<div style="width: 51.74%;"><div style="width: 51.74%;"></div></div>	318	667	40	0	0
Total Votes Cast	1,981	100.00%	<div style="width: 100.00%;"><div style="width: 100.00%;"></div></div>	604	1,295	82	0	0
Overvotes	0			0	0	0	0	0
Undervotes	58			17	38	3	0	0
Contest Totals	2,039			621	1,333	85	0	0

### Judge, Court of Criminal Appeals, Place 5

Vote For 1

	TOTAL	VOTE %		Election Day	Early Voting	Ballot By Mail	Provisional Ballots	Limited Ballots
REP Scott Walker	945	47.82%	<div style="width: 47.82%;"><div style="width: 47.82%;"></div></div>	290	614	41	0	0
DEM Dana Huffman	1,031	52.18%	<div style="width: 52.18%;"><div style="width: 52.18%;"></div></div>	310	678	43	0	0
Total Votes Cast	1,976	100.00%	<div style="width: 100.00%;"><div style="width: 100.00%;"></div></div>	600	1,292	84	0	0
Overvotes	0			0	0	0	0	0
Undervotes	63			21	41	1	0	0
Contest Totals	2,039			621	1,333	85	0	0

## PCT 230

### Judge, Court of Criminal Appeals, Place 6

Vote For 1

	TOTAL	VOTE %		Election Day	Early Voting	Ballot By Mail	Provisional Ballots	Limited Ballots
REP Jesse F. McClure, III	962	48.61%	<div style="width: 48.61%;"><div style="width: 48.61%;"></div></div>	297	627	38	0	0
DEM Robert Johnson	1,017	51.39%	<div style="width: 51.39%;"><div style="width: 51.39%;"></div></div>	304	668	45	0	0
Total Votes Cast	1,979	100.00%	<div style="width: 100.00%;"><div style="width: 100.00%;"></div></div>	601	1,295	83	0	0
Overvotes	0			0	0	0	0	0
Undervotes	60			20	38	2	0	0
Contest Totals	2,039			621	1,333	85	0	0

### Member, State Board of Education, District 12 CCD

Vote For 1

	TOTAL	VOTE %		Election Day	Early Voting	Ballot By Mail	Provisional Ballots	Limited Ballots
REP Pam Little	931	46.85%	<div style="width: 46.85%;"><div style="width: 46.85%;"></div></div>	291	601	39	0	0
DEM Alex Cornwallis	986	49.62%	<div style="width: 49.62%;"><div style="width: 49.62%;"></div></div>	295	652	39	0	0
LIB Christy Mowrey	69	3.47%	<div style="width: 3.47%;"><div style="width: 3.47%;"></div></div>	19	46	4	0	0
Write-In Totals	1	0.05%	<div style="width: 0.05%;"><div style="width: 0.05%;"></div></div>	0	1	0	0	0
Total Votes Cast	1,987	100.00%	<div style="width: 100.00%;"><div style="width: 100.00%;"></div></div>	605	1,300	82	0	0
Overvotes	0			0	0	0	0	0
Undervotes	52			16	33	3	0	0
Contest Totals	2,039			621	1,333	85	0	0

### State Senator, District 8

Vote For 1

	TOTAL	VOTE %		Election Day	Early Voting	Ballot By Mail	Provisional Ballots	Limited Ballots
REP Angela Paxton	910	45.89%	<div style="width: 45.89%;"><div style="width: 45.89%;"></div></div>	286	590	34	0	0
DEM Jonathan Cocks	1,012	51.03%	<div style="width: 51.03%;"><div style="width: 51.03%;"></div></div>	296	672	44	0	0
LIB Edward Kless	61	3.08%	<div style="width: 3.08%;"><div style="width: 3.08%;"></div></div>	19	40	2	0	0
Total Votes Cast	1,983	100.00%	<div style="width: 100.00%;"><div style="width: 100.00%;"></div></div>	601	1,302	80	0	0
Overvotes	0			0	0	0	0	0
Undervotes	56			20	31	5	0	0
Contest Totals	2,039			621	1,333	85	0	0

### State Representative, District 67

Vote For 1

	TOTAL	VOTE %		Election Day	Early Voting	Ballot By Mail	Provisional Ballots	Limited Ballots
REP Jeff Leach	965	48.61%	<div style="width: 48.61%;"><div style="width: 48.61%;"></div></div>	296	628	41	0	0
DEM Kevin Morris	1,020	51.39%	<div style="width: 51.39%;"><div style="width: 51.39%;"></div></div>	305	672	43	0	0
Total Votes Cast	1,985	100.00%	<div style="width: 100.00%;"><div style="width: 100.00%;"></div></div>	601	1,300	84	0	0
Overvotes	0			0	0	0	0	0
Undervotes	54			20	33	1	0	0
Contest Totals	2,039			621	1,333	85	0	0

## PCT 230

### Justice, 5th Court of Appeals District, Place 4

Vote For 1

	TOTAL	VOTE %		Election Day	Early Voting	Ballot By Mail	Provisional Ballots	Limited Ballots
REP Emily A. Miskel	959	48.66%	<div style="width: 48.66%;"><div style="width: 48.66%;"></div></div>	293	625	41	0	0
DEM Maricela Moore	1,012	51.34%	<div style="width: 51.34%;"><div style="width: 51.34%;"></div></div>	307	663	42	0	0
Total Votes Cast	1,971	100.00%	<div style="width: 100.00%;"><div style="width: 100.00%;"></div></div>	600	1,288	83	0	0
Overvotes	0			0	0	0	0	0
Undervotes	68			21	45	2	0	0
Contest Totals	2,039			621	1,333	85	0	0

### Justice, 5th Court of Appeals District, Place 7

Vote For 1

	TOTAL	VOTE %		Election Day	Early Voting	Ballot By Mail	Provisional Ballots	Limited Ballots
REP Kristina Williams	955	48.50%	<div style="width: 48.50%;"><div style="width: 48.50%;"></div></div>	292	622	41	0	0
DEM Nancy Kennedy	1,014	51.50%	<div style="width: 51.50%;"><div style="width: 51.50%;"></div></div>	307	666	41	0	0
Total Votes Cast	1,969	100.00%	<div style="width: 100.00%;"><div style="width: 100.00%;"></div></div>	599	1,288	82	0	0
Overvotes	0			0	0	0	0	0
Undervotes	70			22	45	3	0	0
Contest Totals	2,039			621	1,333	85	0	0

### County Judge CCD

Vote For 1

	TOTAL	VOTE %		Election Day	Early Voting	Ballot By Mail	Provisional Ballots	Limited Ballots
REP Chris Hill	952	47.86%	<div style="width: 47.86%;"><div style="width: 47.86%;"></div></div>	293	619	40	0	0
DEM Joshua Murray	1,037	52.14%	<div style="width: 52.14%;"><div style="width: 52.14%;"></div></div>	314	679	44	0	0
Total Votes Cast	1,989	100.00%	<div style="width: 100.00%;"><div style="width: 100.00%;"></div></div>	607	1,298	84	0	0
Overvotes	0			0	0	0	0	0
Undervotes	50			14	35	1	0	0
Contest Totals	2,039			621	1,333	85	0	0

### District Clerk CCD




Vote For 1

	TOTAL	VOTE %		Election Day	Early Voting	Ballot By Mail	Provisional Ballots	Limited Ballots
REP Mike Gould	966	48.94%	<div style="width: 48.94%;"><div style="width: 48.94%;"></div></div>	299	627	40	0	0
DEM David Brignac	1,008	51.06%	<div style="width: 51.06%;"><div style="width: 51.06%;"></div></div>	300	666	42	0	0
Total Votes Cast	1,974	100.00%	<div style="width: 100.00%;"><div style="width: 100.00%;"></div></div>	599	1,293	82	0	0
Overvotes	0			0	0	0	0	0
Undervotes	65			22	40	3	0	0
Contest Totals	2,039			621	1,333	85	0	0

## PCT 230

### McKinney, City of - Local Option Election

Vote For 1

	TOTAL	VOTE %		Election Day	Early Voting	Ballot By Mail	Provisional Ballots	Limited Ballots
For	1,380	72.71%		413	908	59	0	0
Against	518	27.29%		158	341	19	0	0
Total Votes Cast	1,898	100.00%		571	1,249	78	0	0
Overvotes	0			0	0	0	0	0
Undervotes	141			50	84	7	0	0
Contest Totals	2,039			621	1,333	85	0	0

## PCT 231

### U. S. Representative District 3

Vote For 1

	TOTAL	VOTE %	Election Day	Early Voting	Ballot By Mail	Provisional Ballots	Limited Ballots
REP Keith Self	989	57.20%	283	690	15	1	0
DEM Sandeep Srivastava	691	39.97%	184	491	16	0	0
LIB Christopher Claytor	49	2.83%	18	30	1	0	0
Total Votes Cast	1,729	100.00%	485	1,211	32	1	0
Overvotes	0		0	0	0	0	0
Undervotes	25		10	15	0	0	0
Contest Totals	1,754		495	1,226	32	1	0

### Governor

Vote For 1

	TOTAL	VOTE %	Election Day	Early Voting	Ballot By Mail	Provisional Ballots	Limited Ballots
REP Greg Abbott	979	55.97%	275	688	15	1	0
DEM Beto O'Rourke	743	42.48%	206	520	17	0	0
LIB Mark Tippetts	21	1.20%	10	11	0	0	0
GRN Delilah Barrios	5	0.29%	2	3	0	0	0
Write-In Totals	1	0.06%	1	0	0	0	0
Total Votes Cast	1,749	100.00%	494	1,222	32	1	0
Overvotes	0		0	0	0	0	0
Undervotes	5		1	4	0	0	0
Contest Totals	1,754		495	1,226	32	1	0

### Lieutenant Governor

Vote For 1

	TOTAL	VOTE %	Election Day	Early Voting	Ballot By Mail	Provisional Ballots	Limited Ballots
REP Dan Patrick	954	55.11%	272	666	15	1	0
DEM Mike Collier	724	41.83%	190	517	17	0	0
LIB Shanna Steele	53	3.06%	24	29	0	0	0
Total Votes Cast	1,731	100.00%	486	1,212	32	1	0
Overvotes	0		0	0	0	0	0
Undervotes	23		9	14	0	0	0
Contest Totals	1,754		495	1,226	32	1	0

### Attorney General

Vote For 1

	TOTAL	VOTE %	Election Day	Early Voting	Ballot By Mail	Provisional Ballots	Limited Ballots
REP Ken Paxton	937	54.32%	271	650	15	1	0
DEM Rochelle Mercedes Garza	712	41.28%	188	508	16	0	0
LIB Mark Ash	76	4.41%	29	46	1	0	0
Total Votes Cast	1,725	100.00%	488	1,204	32	1	0
Overvotes	0		0	0	0	0	0
Undervotes	29		7	22	0	0	0
Contest Totals	1,754		495	1,226	32	1	0



## PCT 231

### Comptroller of Public Accounts

Vote For 1

	TOTAL	VOTE %	Election Day	Early Voting	Ballot By Mail	Provisional Ballots	Limited Ballots
REP Glenn Hegar	995	58.09%	286	693	15	1	0
DEM Janet T. Dudding	672	39.23%	171	486	15	0	0
LIB V. Alonzo Echevarria-Garza	46	2.69%	20	25	1	0	0
Total Votes Cast	1,713	100.00%	477	1,204	31	1	0
Overvotes	0		0	0	0	0	0
Undervotes	41		18	22	1	0	0
Contest Totals	1,754		495	1,226	32	1	0

### Commissioner of the General Land Office

Vote For 1

	TOTAL	VOTE %	Election Day	Early Voting	Ballot By Mail	Provisional Ballots	Limited Ballots
REP Dawn Buckingham	1,012	59.01%	289	706	16	1	0
DEM Jay Kleberg	683	39.83%	178	489	16	0	0
GRN Alfred Molison, Jr	19	1.11%	7	12	0	0	0
Write-In Totals	1	0.06%	0	1	0	0	0
Total Votes Cast	1,715	100.00%	474	1,208	32	1	0
Overvotes	0		0	0	0	0	0
Undervotes	39		21	18	0	0	0
Contest Totals	1,754		495	1,226	32	1	0

### Commissioner of Agriculture

Vote For 1

	TOTAL	VOTE %	Election Day	Early Voting	Ballot By Mail	Provisional Ballots	Limited Ballots
REP Sid Miller	994	58.03%	286	692	15	1	0
DEM Susan Hays	719	41.97%	190	513	16	0	0
Total Votes Cast	1,713	100.00%	476	1,205	31	1	0
Overvotes	0		0	0	0	0	0
Undervotes	41		19	21	1	0	0
Contest Totals	1,754		495	1,226	32	1	0

### Railroad Commissioner

Vote For 1

	TOTAL	VOTE %	Election Day	Early Voting	Ballot By Mail	Provisional Ballots	Limited Ballots
REP Wayne Christian	993	57.97%	288	688	16	1	0
DEM Luke Warford	661	38.59%	163	482	16	0	0
LIB Jaime Andres Diez	50	2.92%	23	27	0	0	0
GRN Hunter Wayne Crow	9	0.53%	3	6	0	0	0
Total Votes Cast	1,713	100.00%	477	1,203	32	1	0
Overvotes	0		0	0	0	0	0
Undervotes	41		18	23	0	0	0
Contest Totals	1,754		495	1,226	32	1	0

**PCT 231**

**Justice, Supreme Court, Place 3**

Vote For 1

	TOTAL	VOTE %		Election Day	Early Voting	Ballot By Mail	Provisional Ballots	Limited Ballots
REP Debra Lehrmann	980	57.14%		279	683	17	1	0
DEM Erin A. Nowell	697	40.64%		185	497	15	0	0
LIB Thomas Edward Oxford	38	2.22%		17	21	0	0	0
Total Votes Cast	1,715	100.00%		481	1,201	32	1	0
Overvotes	0			0	0	0	0	0
Undervotes	39			14	25	0	0	0
Contest Totals	1,754			495	1,226	32	1	0

**Justice, Supreme Court, Place 5**

Vote For 1

	TOTAL	VOTE %		Election Day	Early Voting	Ballot By Mail	Provisional Ballots	Limited Ballots
REP Rebeca Huddle	1,005	58.84%		287	701	16	1	0
DEM Amanda Reichel	703	41.16%		189	499	15	0	0
Total Votes Cast	1,708	100.00%		476	1,200	31	1	0
Overvotes	0			0	0	0	0	0
Undervotes	46			19	26	1	0	0
Contest Totals	1,754			495	1,226	32	1	0

**Justice, Supreme Court, Place 9**

Vote For 1

	TOTAL	VOTE %		Election Day	Early Voting	Ballot By Mail	Provisional Ballots	Limited Ballots
REP Evan Young	993	58.14%		282	695	15	1	0
DEM Julia Maldonado	715	41.86%		195	504	16	0	0
Total Votes Cast	1,708	100.00%		477	1,199	31	1	0
Overvotes	0			0	0	0	0	0
Undervotes	46			18	27	1	0	0
Contest Totals	1,754			495	1,226	32	1	0

**Judge, Court of Criminal Appeals, Place 5**

Vote For 1

	TOTAL	VOTE %		Election Day	Early Voting	Ballot By Mail	Provisional Ballots	Limited Ballots
REP Scott Walker	999	58.63%		286	695	17	1	0
DEM Dana Huffman	705	41.37%		191	499	15	0	0
Total Votes Cast	1,704	100.00%		477	1,194	32	1	0
Overvotes	0			0	0	0	0	0
Undervotes	50			18	32	0	0	0
Contest Totals	1,754			495	1,226	32	1	0

**PCT 231**

**Judge, Court of Criminal Appeals, Place 6**

Vote For 1

	TOTAL	VOTE %	Election Day	Early Voting	Ballot By Mail	Provisional Ballots	Limited Ballots
REP Jesse F. McClure, III	1,006	59.25%	289	700	16	1	0
DEM Robert Johnson	692	40.75%	185	491	16	0	0
Total Votes Cast	1,698	100.00%	474	1,191	32	1	0
Overvotes	0		0	0	0	0	0
Undervotes	56		21	35	0	0	0
Contest Totals	1,754		495	1,226	32	1	0

**Member, State Board of Education, District 12 CCD**

Vote For 1

	TOTAL	VOTE %	Election Day	Early Voting	Ballot By Mail	Provisional Ballots	Limited Ballots
REP Pam Little	960	56.07%	268	674	17	1	0
DEM Alex Cornwallis	684	39.95%	178	491	15	0	0
LIB Christy Mowrey	67	3.91%	32	35	0	0	0
Write-In Totals	1	0.06%	1	0	0	0	0
Total Votes Cast	1,712	100.00%	479	1,200	32	1	0
Overvotes	0		0	0	0	0	0
Undervotes	42		16	26	0	0	0
Contest Totals	1,754		495	1,226	32	1	0

**State Senator, District 8**

Vote For 1

	TOTAL	VOTE %	Election Day	Early Voting	Ballot By Mail	Provisional Ballots	Limited Ballots
REP Angela Paxton	951	55.52%	278	657	15	1	0
DEM Jonathan Cocks	705	41.16%	183	505	17	0	0
LIB Edward Kless	57	3.33%	17	40	0	0	0
Total Votes Cast	1,713	100.00%	478	1,202	32	1	0
Overvotes	0		0	0	0	0	0
Undervotes	41		17	24	0	0	0
Contest Totals	1,754		495	1,226	32	1	0

**State Representative, District 61**

Vote For 1

	TOTAL	VOTE %	Election Day	Early Voting	Ballot By Mail	Provisional Ballots	Limited Ballots
REP Frederick Frazier	988	58.19%	284	683	20	1	0
DEM Sheena King	710	41.81%	192	506	12	0	0
Total Votes Cast	1,698	100.00%	476	1,189	32	1	0
Overvotes	0		0	0	0	0	0
Undervotes	56		19	37	0	0	0
Contest Totals	1,754		495	1,226	32	1	0

## PCT 231

### Justice, 5th Court of Appeals District, Place 4

Vote For 1

	TOTAL	VOTE %		Election Day	Early Voting	Ballot By Mail	Provisional Ballots	Limited Ballots
REP Emily A. Miskel	991	58.43%	<div style="width: 58.43%;"><div style="width: 58.43%;"></div></div>	281	694	15	1	0
DEM Maricela Moore	705	41.57%	<div style="width: 41.57%;"><div style="width: 41.57%;"></div></div>	192	498	15	0	0
Total Votes Cast	1,696	100.00%	<div style="width: 100.00%;"><div style="width: 100.00%;"></div></div>	473	1,192	30	1	0
Overvotes	0			0	0	0	0	0
Undervotes	58			22	34	2	0	0
Contest Totals	1,754			495	1,226	32	1	0

### Justice, 5th Court of Appeals District, Place 7

Vote For 1

	TOTAL	VOTE %		Election Day	Early Voting	Ballot By Mail	Provisional Ballots	Limited Ballots
REP Kristina Williams	997	58.75%	<div style="width: 58.75%;"><div style="width: 58.75%;"></div></div>	286	695	15	1	0
DEM Nancy Kennedy	700	41.25%	<div style="width: 41.25%;"><div style="width: 41.25%;"></div></div>	188	497	15	0	0
Total Votes Cast	1,697	100.00%	<div style="width: 100.00%;"><div style="width: 100.00%;"></div></div>	474	1,192	30	1	0
Overvotes	0			0	0	0	0	0
Undervotes	57			21	34	2	0	0
Contest Totals	1,754			495	1,226	32	1	0

### County Judge CCD

Vote For 1

	TOTAL	VOTE %		Election Day	Early Voting	Ballot By Mail	Provisional Ballots	Limited Ballots
REP Chris Hill	992	57.98%	<div style="width: 57.98%;"><div style="width: 57.98%;"></div></div>	280	696	15	1	0
DEM Joshua Murray	719	42.02%	<div style="width: 42.02%;"><div style="width: 42.02%;"></div></div>	199	503	17	0	0
Total Votes Cast	1,711	100.00%	<div style="width: 100.00%;"><div style="width: 100.00%;"></div></div>	479	1,199	32	1	0
Overvotes	0			0	0	0	0	0
Undervotes	43			16	27	0	0	0
Contest Totals	1,754			495	1,226	32	1	0

### District Clerk CCD




Vote For 1

	TOTAL	VOTE %		Election Day	Early Voting	Ballot By Mail	Provisional Ballots	Limited Ballots
REP Mike Gould	1,007	59.24%	<div style="width: 59.24%;"><div style="width: 59.24%;"></div></div>	291	700	15	1	0
DEM David Brignac	693	40.76%	<div style="width: 40.76%;"><div style="width: 40.76%;"></div></div>	184	493	16	0	0
Total Votes Cast	1,700	100.00%	<div style="width: 100.00%;"><div style="width: 100.00%;"></div></div>	475	1,193	31	1	0
Overvotes	0			0	0	0	0	0
Undervotes	54			20	33	1	0	0
Contest Totals	1,754			495	1,226	32	1	0

## PCT 231

### McKinney, City of - Local Option Election

Vote For 1

	TOTAL	VOTE %		Election Day	Early Voting	Ballot By Mail	Provisional Ballots	Limited Ballots
For	1,256	76.68%		358	876	21	1	0
Against	382	23.32%		101	271	10	0	0
Total Votes Cast	1,638	100.00%		459	1,147	31	1	0
Overvotes	0			0	0	0	0	0
Undervotes	66			20	45	1	0	0
Contest Totals	1,704			479	1,192	32	1	0

## PCT 232

### U. S. Representative District 3

Vote For 1

	TOTAL	VOTE %		Election Day	Early Voting	Ballot By Mail	Provisional Ballots	Limited Ballots
REP Keith Self	1,148	59.21%	<div style="width: 59.21%;"><div style="width: 59.21%;"></div></div>	319	802	26	1	0
DEM Sandeep Srivastava	737	38.01%	<div style="width: 38.01%;"><div style="width: 38.01%;"></div></div>	166	557	13	1	0
LIB Christopher Claytor	54	2.78%	<div style="width: 2.78%;"><div style="width: 2.78%;"></div></div>	17	37	0	0	0
Total Votes Cast	1,939	100.00%	<div style="width: 100.00%;"><div style="width: 100.00%;"></div></div>	502	1,396	39	2	0
Overvotes	0			0	0	0	0	0
Undervotes	52			20	30	2	0	0
Contest Totals	1,991			522	1,426	41	2	0

### Governor

Vote For 1

	TOTAL	VOTE %		Election Day	Early Voting	Ballot By Mail	Provisional Ballots	Limited Ballots
REP Greg Abbott	1,137	57.34%	<div style="width: 57.34%;"><div style="width: 57.34%;"></div></div>	316	793	27	1	0
DEM Beto O'Rourke	816	41.15%	<div style="width: 41.15%;"><div style="width: 41.15%;"></div></div>	194	607	14	1	0
LIB Mark Tippetts	22	1.11%	<div style="width: 1.11%;"><div style="width: 1.11%;"></div></div>	7	15	0	0	0
GRN Delilah Barrios	7	0.35%	<div style="width: 0.35%;"><div style="width: 0.35%;"></div></div>	2	5	0	0	0
Write-In Totals	1	0.05%	<div style="width: 0.05%;"><div style="width: 0.05%;"></div></div>	0	1	0	0	0
Total Votes Cast	1,983	100.00%	<div style="width: 100.00%;"><div style="width: 100.00%;"></div></div>	519	1,421	41	2	0
Overvotes	0			0	0	0	0	0
Undervotes	8			3	5	0	0	0
Contest Totals	1,991			522	1,426	41	2	0

### Lieutenant Governor

Vote For 1

	TOTAL	VOTE %		Election Day	Early Voting	Ballot By Mail	Provisional Ballots	Limited Ballots
REP Dan Patrick	1,096	56.09%	<div style="width: 56.09%;"><div style="width: 56.09%;"></div></div>	299	769	27	1	0
DEM Mike Collier	801	40.99%	<div style="width: 40.99%;"><div style="width: 40.99%;"></div></div>	182	604	14	1	0
LIB Shanna Steele	57	2.92%	<div style="width: 2.92%;"><div style="width: 2.92%;"></div></div>	25	32	0	0	0
Total Votes Cast	1,954	100.00%	<div style="width: 100.00%;"><div style="width: 100.00%;"></div></div>	506	1,405	41	2	0
Overvotes	0			0	0	0	0	0
Undervotes	37			16	21	0	0	0
Contest Totals	1,991			522	1,426	41	2	0

### Attorney General

Vote For 1

	TOTAL	VOTE %		Election Day	Early Voting	Ballot By Mail	Provisional Ballots	Limited Ballots
REP Ken Paxton	1,099	56.47%	<div style="width: 56.47%;"><div style="width: 56.47%;"></div></div>	296	775	27	1	0
DEM Rochelle Mercedes Garza	780	40.08%	<div style="width: 40.08%;"><div style="width: 40.08%;"></div></div>	187	580	12	1	0
LIB Mark Ash	67	3.44%	<div style="width: 3.44%;"><div style="width: 3.44%;"></div></div>	20	45	2	0	0
Total Votes Cast	1,946	100.00%	<div style="width: 100.00%;"><div style="width: 100.00%;"></div></div>	503	1,400	41	2	0
Overvotes	0			0	0	0	0	0
Undervotes	45			19	26	0	0	0
Contest Totals	1,991			522	1,426	41	2	0

## PCT 232

### Comptroller of Public Accounts

Vote For 1

	TOTAL	VOTE %	Election Day	Early Voting	Ballot By Mail	Provisional Ballots	Limited Ballots
REP Glenn Hegar	1,169	60.60%	315	825	28	1	0
DEM Janet T. Dudding	710	36.81%	162	535	12	1	0
LIB V. Alonzo Echevarria-Garza	50	2.59%	22	28	0	0	0
Total Votes Cast	1,929	100.00%	499	1,388	40	2	0
Overvotes	0		0	0	0	0	0
Undervotes	62		23	38	1	0	0
Contest Totals	1,991		522	1,426	41	2	0

### Commissioner of the General Land Office

Vote For 1

	TOTAL	VOTE %	Election Day	Early Voting	Ballot By Mail	Provisional Ballots	Limited Ballots
REP Dawn Buckingham	1,164	60.19%	327	807	29	1	0
DEM Jay Kleberg	739	38.21%	161	565	12	1	0
GRN Alfred Molison, Jr	30	1.55%	12	18	0	0	0
Write-In Totals	1	0.05%	1	0	0	0	0
Total Votes Cast	1,934	100.00%	501	1,390	41	2	0
Overvotes	0		0	0	0	0	0
Undervotes	57		21	36	0	0	0
Contest Totals	1,991		522	1,426	41	2	0

### Commissioner of Agriculture

Vote For 1

	TOTAL	VOTE %	Election Day	Early Voting	Ballot By Mail	Provisional Ballots	Limited Ballots
REP Sid Miller	1,165	60.39%	327	810	27	1	0
DEM Susan Hays	764	39.61%	173	576	14	1	0
Total Votes Cast	1,929	100.00%	500	1,386	41	2	0
Overvotes	0		0	0	0	0	0
Undervotes	62		22	40	0	0	0
Contest Totals	1,991		522	1,426	41	2	0

### Railroad Commissioner

Vote For 1

	TOTAL	VOTE %	Election Day	Early Voting	Ballot By Mail	Provisional Ballots	Limited Ballots
REP Wayne Christian	1,145	59.45%	315	804	25	1	0
DEM Luke Warford	705	36.60%	156	535	13	1	0
LIB Jaime Andres Diez	59	3.06%	23	34	2	0	0
GRN Hunter Wayne Crow	17	0.88%	4	13	0	0	0
Total Votes Cast	1,926	100.00%	498	1,386	40	2	0
Overvotes	0		0	0	0	0	0
Undervotes	65		24	40	1	0	0
Contest Totals	1,991		522	1,426	41	2	0

## PCT 232

### Justice, Supreme Court, Place 3

Vote For 1

	TOTAL	VOTE %		Election Day	Early Voting	Ballot By Mail	Provisional Ballots	Limited Ballots
REP Debra Lehrmann	1,148	59.48%	<div style="width: 59.48%;"><div style="width: 59.48%;"></div></div>	320	799	28	1	0
DEM Erin A. Nowell	735	38.08%	<div style="width: 38.08%;"><div style="width: 38.08%;"></div></div>	163	559	12	1	0
LIB Thomas Edward Oxford	47	2.44%	<div style="width: 2.44%;"><div style="width: 2.44%;"></div></div>	18	29	0	0	0
Total Votes Cast	1,930	100.00%	<div style="width: 100.00%;"><div style="width: 100.00%;"></div></div>	501	1,387	40	2	0
Overvotes	0			0	0	0	0	0
Undervotes	61			21	39	1	0	0
Contest Totals	1,991			522	1,426	41	2	0

### Justice, Supreme Court, Place 5

Vote For 1

	TOTAL	VOTE %		Election Day	Early Voting	Ballot By Mail	Provisional Ballots	Limited Ballots
REP Rebeca Huddle	1,174	61.18%	<div style="width: 61.18%;"><div style="width: 61.18%;"></div></div>	328	817	28	1	0
DEM Amanda Reichel	745	38.82%	<div style="width: 38.82%;"><div style="width: 38.82%;"></div></div>	172	561	11	1	0
Total Votes Cast	1,919	100.00%	<div style="width: 100.00%;"><div style="width: 100.00%;"></div></div>	500	1,378	39	2	0
Overvotes	0			0	0	0	0	0
Undervotes	72			22	48	2	0	0
Contest Totals	1,991			522	1,426	41	2	0

### Justice, Supreme Court, Place 9

Vote For 1

	TOTAL	VOTE %		Election Day	Early Voting	Ballot By Mail	Provisional Ballots	Limited Ballots
REP Evan Young	1,158	60.31%	<div style="width: 60.31%;"><div style="width: 60.31%;"></div></div>	320	808	29	1	0
DEM Julia Maldonado	762	39.69%	<div style="width: 39.69%;"><div style="width: 39.69%;"></div></div>	179	571	11	1	0
Total Votes Cast	1,920	100.00%	<div style="width: 100.00%;"><div style="width: 100.00%;"></div></div>	499	1,379	40	2	0
Overvotes	0			0	0	0	0	0
Undervotes	71			23	47	1	0	0
Contest Totals	1,991			522	1,426	41	2	0

### Judge, Court of Criminal Appeals, Place 5

Vote For 1

	TOTAL	VOTE %		Election Day	Early Voting	Ballot By Mail	Provisional Ballots	Limited Ballots
REP Scott Walker	1,156	60.65%	<div style="width: 60.65%;"><div style="width: 60.65%;"></div></div>	327	800	28	1	0
DEM Dana Huffman	750	39.35%	<div style="width: 39.35%;"><div style="width: 39.35%;"></div></div>	168	568	13	1	0
Total Votes Cast	1,906	100.00%	<div style="width: 100.00%;"><div style="width: 100.00%;"></div></div>	495	1,368	41	2	0
Overvotes	0			0	0	0	0	0
Undervotes	85			27	58	0	0	0
Contest Totals	1,991			522	1,426	41	2	0



## PCT 232

### Judge, Court of Criminal Appeals, Place 6

Vote For 1

	TOTAL	VOTE %		Election Day	Early Voting	Ballot By Mail	Provisional Ballots	Limited Ballots
REP Jesse F. McClure, III	1,165	60.96%	<div style="width: 60.96%;"><div style="width: 60.96%;"></div></div>	322	812	30	1	0
DEM Robert Johnson	746	39.04%	<div style="width: 39.04%;"><div style="width: 39.04%;"></div></div>	174	560	11	1	0
Total Votes Cast	1,911	100.00%	<div style="width: 100.00%;"><div style="width: 100.00%;"></div></div>	496	1,372	41	2	0
Overvotes	0			0	0	0	0	0
Undervotes	80			26	54	0	0	0
Contest Totals	1,991			522	1,426	41	2	0

### Member, State Board of Education, District 12 CCD

Vote For 1

	TOTAL	VOTE %		Election Day	Early Voting	Ballot By Mail	Provisional Ballots	Limited Ballots
REP Pam Little	1,123	58.95%	<div style="width: 58.95%;"><div style="width: 58.95%;"></div></div>	314	782	27	0	0
DEM Alex Cornwallis	722	37.90%	<div style="width: 37.90%;"><div style="width: 37.90%;"></div></div>	158	551	12	1	0
LIB Christy Mowrey	60	3.15%	<div style="width: 3.15%;"><div style="width: 3.15%;"></div></div>	21	38	0	1	0
Write-In Totals	0	0.00%	<div style="width: 0.00%;"><div style="width: 0.00%;"></div></div>	0	0	0	0	0
Total Votes Cast	1,905	100.00%	<div style="width: 100.00%;"><div style="width: 100.00%;"></div></div>	493	1,371	39	2	0
Overvotes	0			0	0	0	0	0
Undervotes	86			29	55	2	0	0
Contest Totals	1,991			522	1,426	41	2	0

### State Senator, District 8

Vote For 1

	TOTAL	VOTE %		Election Day	Early Voting	Ballot By Mail	Provisional Ballots	Limited Ballots
REP Angela Paxton	1,116	58.25%	<div style="width: 58.25%;"><div style="width: 58.25%;"></div></div>	316	771	28	1	0
DEM Jonathan Cocks	750	39.14%	<div style="width: 39.14%;"><div style="width: 39.14%;"></div></div>	166	572	11	1	0
LIB Edward Kless	50	2.61%	<div style="width: 2.61%;"><div style="width: 2.61%;"></div></div>	14	34	2	0	0
Total Votes Cast	1,916	100.00%	<div style="width: 100.00%;"><div style="width: 100.00%;"></div></div>	496	1,377	41	2	0
Overvotes	0			0	0	0	0	0
Undervotes	75			26	49	0	0	0
Contest Totals	1,991			522	1,426	41	2	0

### State Representative, District 33

Vote For 1

	TOTAL	VOTE %		Election Day	Early Voting	Ballot By Mail	Provisional Ballots	Limited Ballots
REP Justin Holland	1,164	60.88%	<div style="width: 60.88%;"><div style="width: 60.88%;"></div></div>	330	806	27	1	0
DEM Graeson Lynskey	748	39.12%	<div style="width: 39.12%;"><div style="width: 39.12%;"></div></div>	165	569	13	1	0
Total Votes Cast	1,912	100.00%	<div style="width: 100.00%;"><div style="width: 100.00%;"></div></div>	495	1,375	40	2	0
Overvotes	0			0	0	0	0	0
Undervotes	79			27	51	1	0	0
Contest Totals	1,991			522	1,426	41	2	0

## PCT 232

### Justice, 5th Court of Appeals District, Place 4

Vote For 1

	TOTAL	VOTE %	Election Day	Early Voting	Ballot By Mail	Provisional Ballots	Limited Ballots
REP Emily A. Miskel	1,161	61.04%	323	808	29	1	0
DEM Maricela Moore	741	38.96%	173	557	10	1	0
Total Votes Cast	1,902	100.00%	496	1,365	39	2	0
Overvotes	0		0	0	0	0	0
Undervotes	89		26	61	2	0	0
Contest Totals	1,991		522	1,426	41	2	0

### Justice, 5th Court of Appeals District, Place 7

Vote For 1

	TOTAL	VOTE %	Election Day	Early Voting	Ballot By Mail	Provisional Ballots	Limited Ballots
REP Kristina Williams	1,160	61.05%	325	807	27	1	0
DEM Nancy Kennedy	740	38.95%	170	558	11	1	0
Total Votes Cast	1,900	100.00%	495	1,365	38	2	0
Overvotes	0		0	0	0	0	0
Undervotes	91		27	61	3	0	0
Contest Totals	1,991		522	1,426	41	2	0

### County Judge CCD

Vote For 1

	TOTAL	VOTE %	Election Day	Early Voting	Ballot By Mail	Provisional Ballots	Limited Ballots
REP Chris Hill	1,171	61.18%	325	818	27	1	0
DEM Joshua Murray	743	38.82%	172	557	13	1	0
Total Votes Cast	1,914	100.00%	497	1,375	40	2	0
Overvotes	0		0	0	0	0	0
Undervotes	77		25	51	1	0	0
Contest Totals	1,991		522	1,426	41	2	0

### District Clerk CCD

Vote For 1

	TOTAL	VOTE %	Election Day	Early Voting	Ballot By Mail	Provisional Ballots	Limited Ballots
REP Mike Gould	1,170	61.55%	327	814	28	1	0
DEM David Brignac	731	38.45%	165	554	11	1	0
Total Votes Cast	1,901	100.00%	492	1,368	39	2	0
Overvotes	0		0	0	0	0	0
Undervotes	90		30	58	2	0	0
Contest Totals	1,991		522	1,426	41	2	0

## PCT 232

### Justice of the Peace, Precinct 2

Vote For 1

	TOTAL	VOTE %	Election Day	Early Voting	Ballot By Mail	Provisional Ballots	Limited Ballots
REP Ellen Skinner	1,174	61.69%	329	815	29	1	0
DEM Jennifer McKenzie	729	38.31%	166	552	10	1	0
Total Votes Cast	1,903	100.00%	495	1,367	39	2	0
Overvotes	0		0	0	0	0	0
Undervotes	88		27	59	2	0	0
Contest Totals	1,991		522	1,426	41	2	0

### Wylie ISD - Trustee, Place 1

Vote For 1

	TOTAL	VOTE %	Election Day	Early Voting	Ballot By Mail	Provisional Ballots	Limited Ballots
Jill Palmer	603	37.48%	185	406	12	0	0
Stacie Smith	1,006	62.52%	225	758	21	2	0
Total Votes Cast	1,609	100.00%	410	1,164	33	2	0
Overvotes	0		0	0	0	0	0
Undervotes	382		112	262	8	0	0
Contest Totals	1,991		522	1,426	41	2	0

### Wylie ISD - Trustee, Place 2

Vote For 1

	TOTAL	VOTE %	Election Day	Early Voting	Ballot By Mail	Provisional Ballots	Limited Ballots
Jeffrey Keech	550	34.83%	176	359	15	0	0
Mike Williams	1,029	65.17%	224	784	20	1	0
Total Votes Cast	1,579	100.00%	400	1,143	35	1	0
Overvotes	0		0	0	0	0	0
Undervotes	412		122	283	6	1	0
Contest Totals	1,991		522	1,426	41	2	0

### Wylie ISD - Trustee, Place 5




Vote For 1

	TOTAL	VOTE %	Election Day	Early Voting	Ballot By Mail	Provisional Ballots	Limited Ballots
Virddie Montgomery	940	60.65%	236	686	16	2	0
Kevin Brooks	610	39.35%	160	433	17	0	0
Total Votes Cast	1,550	100.00%	396	1,119	33	2	0
Overvotes	0		0	0	0	0	0
Undervotes	441		126	307	8	0	0
Contest Totals	1,991		522	1,426	41	2	0

## PCT 232

### Wylie ISD - Trustee, Place 6

Vote For 1

	TOTAL	VOTE %		Election Day	Early Voting	Ballot By Mail	Provisional Ballots	Limited Ballots
Jacob Day	974	64.59%		241	715	17	1	0
Michael Schwerin	534	35.41%		147	372	15	0	0
Total Votes Cast	1,508	100.00%		388	1,087	32	1	0
Overvotes	0			0	0	0	0	0
Undervotes	483			134	339	9	1	0
Contest Totals	1,991			522	1,426	41	2	0

## PCT 233

### U. S. Representative District 3

Vote For 1

	TOTAL	VOTE %		Election Day	Early Voting	Ballot By Mail	Provisional Ballots	Limited Ballots
REP Keith Self	564	59.00%	<div style="width: 59%;"><div style="width: 59%;"></div></div>	158	398	8	0	0
DEM Sandeep Srivastava	372	38.91%	<div style="width: 38.91%;"><div style="width: 38.91%;"></div></div>	94	259	16	3	0
LIB Christopher Claytor	20	2.09%	<div style="width: 2.09%;"><div style="width: 2.09%;"></div></div>	8	11	1	0	0
Total Votes Cast	956	100.00%	<div style="width: 100%;"><div style="width: 100%;"></div></div>	260	668	25	3	0
Overvotes	0			0	0	0	0	0
Undervotes	12			3	9	0	0	0
Contest Totals	968			263	677	25	3	0

### Governor

Vote For 1

	TOTAL	VOTE %		Election Day	Early Voting	Ballot By Mail	Provisional Ballots	Limited Ballots
REP Greg Abbott	556	57.62%	<div style="width: 57.62%;"><div style="width: 57.62%;"></div></div>	157	389	10	0	0
DEM Beto O'Rourke	393	40.73%	<div style="width: 40.73%;"><div style="width: 40.73%;"></div></div>	100	276	14	3	0
LIB Mark Tippetts	11	1.14%	<div style="width: 1.14%;"><div style="width: 1.14%;"></div></div>	4	6	1	0	0
GRN Delilah Barrios	5	0.52%	<div style="width: 0.52%;"><div style="width: 0.52%;"></div></div>	1	4	0	0	0
Write-In Totals	0	0.00%	<div style="width: 0%;"><div style="width: 0%;"></div></div>	0	0	0	0	0
Total Votes Cast	965	100.00%	<div style="width: 100%;"><div style="width: 100%;"></div></div>	262	675	25	3	0
Overvotes	0			0	0	0	0	0
Undervotes	3			1	2	0	0	0
Contest Totals	968			263	677	25	3	0

### Lieutenant Governor

Vote For 1

	TOTAL	VOTE %		Election Day	Early Voting	Ballot By Mail	Provisional Ballots	Limited Ballots
REP Dan Patrick	550	57.35%	<div style="width: 57.35%;"><div style="width: 57.35%;"></div></div>	155	386	9	0	0
DEM Mike Collier	387	40.35%	<div style="width: 40.35%;"><div style="width: 40.35%;"></div></div>	100	269	15	3	0
LIB Shanna Steele	22	2.29%	<div style="width: 2.29%;"><div style="width: 2.29%;"></div></div>	6	15	1	0	0
Total Votes Cast	959	100.00%	<div style="width: 100%;"><div style="width: 100%;"></div></div>	261	670	25	3	0
Overvotes	0			0	0	0	0	0
Undervotes	9			2	7	0	0	0
Contest Totals	968			263	677	25	3	0

### Attorney General

Vote For 1

	TOTAL	VOTE %		Election Day	Early Voting	Ballot By Mail	Provisional Ballots	Limited Ballots
REP Ken Paxton	536	56.30%	<div style="width: 56.30%;"><div style="width: 56.30%;"></div></div>	151	376	9	0	0
DEM Rochelle Mercedes Garza	377	39.60%	<div style="width: 39.60%;"><div style="width: 39.60%;"></div></div>	90	269	15	3	0
LIB Mark Ash	39	4.10%	<div style="width: 4.10%;"><div style="width: 4.10%;"></div></div>	16	22	1	0	0
Total Votes Cast	952	100.00%	<div style="width: 100%;"><div style="width: 100%;"></div></div>	257	667	25	3	0
Overvotes	0			0	0	0	0	0
Undervotes	16			6	10	0	0	0
Contest Totals	968			263	677	25	3	0

## PCT 233

### Comptroller of Public Accounts

Vote For 1

	TOTAL	VOTE %	Election Day	Early Voting	Ballot By Mail	Provisional Ballots	Limited Ballots
REP Glenn Hegar	569	60.15%	160	400	9	0	0
DEM Janet T. Dudding	348	36.79%	85	245	15	3	0
LIB V. Alonzo Echevarria-Garza	29	3.07%	10	18	1	0	0
Total Votes Cast	946	100.00%	255	663	25	3	0
Overvotes	0		0	0	0	0	0
Undervotes	22		8	14	0	0	0
Contest Totals	968		263	677	25	3	0

### Commissioner of the General Land Office

Vote For 1

	TOTAL	VOTE %	Election Day	Early Voting	Ballot By Mail	Provisional Ballots	Limited Ballots
REP Dawn Buckingham	569	60.34%	161	399	9	0	0
DEM Jay Kleberg	362	38.39%	90	255	14	3	0
GRN Alfred Molison, Jr	12	1.27%	4	7	1	0	0
Write-In Totals	0	0.00%	0	0	0	0	0
Total Votes Cast	943	100.00%	255	661	24	3	0
Overvotes	0		0	0	0	0	0
Undervotes	25		8	16	1	0	0
Contest Totals	968		263	677	25	3	0

### Commissioner of Agriculture

Vote For 1

	TOTAL	VOTE %	Election Day	Early Voting	Ballot By Mail	Provisional Ballots	Limited Ballots
REP Sid Miller	572	60.92%	157	406	9	0	0
DEM Susan Hays	367	39.08%	96	254	14	3	0
Total Votes Cast	939	100.00%	253	660	23	3	0
Overvotes	0		0	0	0	0	0
Undervotes	29		10	17	2	0	0
Contest Totals	968		263	677	25	3	0

### Railroad Commissioner

Vote For 1

	TOTAL	VOTE %	Election Day	Early Voting	Ballot By Mail	Provisional Ballots	Limited Ballots
REP Wayne Christian	555	58.85%	159	388	8	0	0
DEM Luke Warford	356	37.75%	88	250	15	3	0
LIB Jaime Andres Diez	25	2.65%	6	18	1	0	0
GRN Hunter Wayne Crow	7	0.74%	2	5	0	0	0
Total Votes Cast	943	100.00%	255	661	24	3	0
Overvotes	0		0	0	0	0	0
Undervotes	25		8	16	1	0	0
Contest Totals	968		263	677	25	3	0

## PCT 233

### Justice, Supreme Court, Place 3

Vote For 1

	TOTAL	VOTE %	Election Day	Early Voting	Ballot By Mail	Provisional Ballots	Limited Ballots
REP Debra Lehrmann	558	58.74%	159	390	9	0	0
DEM Erin A. Nowell	365	38.42%	93	254	15	3	0
LIB Thomas Edward Oxford	27	2.84%	8	18	1	0	0
Total Votes Cast	950	100.00%	260	662	25	3	0
Overvotes	0		0	0	0	0	0
Undervotes	18		3	15	0	0	0
Contest Totals	968		263	677	25	3	0

### Justice, Supreme Court, Place 5

Vote For 1

	TOTAL	VOTE %	Election Day	Early Voting	Ballot By Mail	Provisional Ballots	Limited Ballots
REP Rebeca Huddle	570	60.57%	163	398	9	0	0
DEM Amanda Reichel	371	39.43%	94	260	14	3	0
Total Votes Cast	941	100.00%	257	658	23	3	0
Overvotes	0		0	0	0	0	0
Undervotes	27		6	19	2	0	0
Contest Totals	968		263	677	25	3	0

### Justice, Supreme Court, Place 9

Vote For 1

	TOTAL	VOTE %	Election Day	Early Voting	Ballot By Mail	Provisional Ballots	Limited Ballots
REP Evan Young	566	59.96%	160	397	9	0	0
DEM Julia Maldonado	378	40.04%	99	261	15	3	0
Total Votes Cast	944	100.00%	259	658	24	3	0
Overvotes	0		0	0	0	0	0
Undervotes	24		4	19	1	0	0
Contest Totals	968		263	677	25	3	0

### Judge, Court of Criminal Appeals, Place 5

Vote For 1

	TOTAL	VOTE %	Election Day	Early Voting	Ballot By Mail	Provisional Ballots	Limited Ballots
REP Scott Walker	566	60.02%	163	395	8	0	0
DEM Dana Huffman	377	39.98%	95	263	16	3	0
Total Votes Cast	943	100.00%	258	658	24	3	0
Overvotes	0		0	0	0	0	0
Undervotes	25		5	19	1	0	0
Contest Totals	968		263	677	25	3	0

## PCT 233

### Judge, Court of Criminal Appeals, Place 6

Vote For 1

	TOTAL	VOTE %		Election Day	Early Voting	Ballot By Mail	Provisional Ballots	Limited Ballots
REP Jesse F. McClure, III	572	60.92%	<div style="width: 60.92%;"><div style="width: 60.92%;"></div></div>	166	397	9	0	0
DEM Robert Johnson	367	39.08%	<div style="width: 39.08%;"><div style="width: 39.08%;"></div></div>	91	258	15	3	0
Total Votes Cast	939	100.00%	<div style="width: 100%;"><div style="width: 100%;"></div></div>	257	655	24	3	0
Overvotes	0			0	0	0	0	0
Undervotes	29			6	22	1	0	0
Contest Totals	968			263	677	25	3	0

### Member, State Board of Education, District 12 CCD

Vote For 1

	TOTAL	VOTE %		Election Day	Early Voting	Ballot By Mail	Provisional Ballots	Limited Ballots
REP Pam Little	551	58.25%	<div style="width: 58.25%;"><div style="width: 58.25%;"></div></div>	160	383	8	0	0
DEM Alex Cornwallis	361	38.16%	<div style="width: 38.16%;"><div style="width: 38.16%;"></div></div>	90	252	16	3	0
LIB Christy Mowrey	33	3.49%	<div style="width: 3.49%;"><div style="width: 3.49%;"></div></div>	9	23	1	0	0
Write-In Totals	1	0.11%	<div style="width: 0.11%;"><div style="width: 0.11%;"></div></div>	0	1	0	0	0
Total Votes Cast	946	100.00%	<div style="width: 100%;"><div style="width: 100%;"></div></div>	259	659	25	3	0
Overvotes	0			0	0	0	0	0
Undervotes	22			4	18	0	0	0
Contest Totals	968			263	677	25	3	0

### State Senator, District 8

Vote For 1

	TOTAL	VOTE %		Election Day	Early Voting	Ballot By Mail	Provisional Ballots	Limited Ballots
REP Angela Paxton	546	57.78%	<div style="width: 57.78%;"><div style="width: 57.78%;"></div></div>	156	381	9	0	0
DEM Jonathan Cocks	369	39.05%	<div style="width: 39.05%;"><div style="width: 39.05%;"></div></div>	90	261	15	3	0
LIB Edward Kless	30	3.17%	<div style="width: 3.17%;"><div style="width: 3.17%;"></div></div>	13	16	1	0	0
Total Votes Cast	945	100.00%	<div style="width: 100%;"><div style="width: 100%;"></div></div>	259	658	25	3	0
Overvotes	0			0	0	0	0	0
Undervotes	23			4	19	0	0	0
Contest Totals	968			263	677	25	3	0

### Justice, 5th Court of Appeals District, Place 4

Vote For 1

	TOTAL	VOTE %		Election Day	Early Voting	Ballot By Mail	Provisional Ballots	Limited Ballots
REP Emily A. Miskel	565	60.17%	<div style="width: 60.17%;"><div style="width: 60.17%;"></div></div>	161	395	9	0	0
DEM Maricela Moore	374	39.83%	<div style="width: 39.83%;"><div style="width: 39.83%;"></div></div>	96	260	15	3	0
Total Votes Cast	939	100.00%	<div style="width: 100%;"><div style="width: 100%;"></div></div>	257	655	24	3	0
Overvotes	0			0	0	0	0	0
Undervotes	29			6	22	1	0	0
Contest Totals	968			263	677	25	3	0



**PCT 233**

**Justice, 5th Court of Appeals District, Place 7**

Vote For 1

	TOTAL	VOTE %	Election Day	Early Voting	Ballot By Mail	Provisional Ballots	Limited Ballots
REP Kristina Williams	566	60.34%	162	395	9	0	0
DEM Nancy Kennedy	372	39.66%	95	259	15	3	0
Total Votes Cast	938	100.00%	257	654	24	3	0
Overvotes	0		0	0	0	0	0
Undervotes	30		6	23	1	0	0
Contest Totals	968		263	677	25	3	0

**County Judge CCD**

Vote For 1

	TOTAL	VOTE %	Election Day	Early Voting	Ballot By Mail	Provisional Ballots	Limited Ballots
REP Chris Hill	560	59.64%	159	392	9	0	0
DEM Joshua Murray	379	40.36%	94	267	15	3	0
Total Votes Cast	939	100.00%	253	659	24	3	0
Overvotes	0		0	0	0	0	0
Undervotes	29		10	18	1	0	0
Contest Totals	968		263	677	25	3	0

**District Clerk CCD**

Vote For 1

	TOTAL	VOTE %	Election Day	Early Voting	Ballot By Mail	Provisional Ballots	Limited Ballots
REP Mike Gould	566	60.53%	160	397	9	0	0
DEM David Brignac	369	39.47%	94	257	15	3	0
Total Votes Cast	935	100.00%	254	654	24	3	0
Overvotes	0		0	0	0	0	0
Undervotes	33		9	23	1	0	0
Contest Totals	968		263	677	25	3	0

**Justice of the Peace, Precinct 2**

Vote For 1

	TOTAL	VOTE %	Election Day	Early Voting	Ballot By Mail	Provisional Ballots	Limited Ballots
REP Ellen Skinner	563	60.47%	156	398	9	0	0
DEM Jennifer McKenzie	368	39.53%	97	253	15	3	0
Total Votes Cast	931	100.00%	253	651	24	3	0
Overvotes	0		0	0	0	0	0
Undervotes	37		10	26	1	0	0
Contest Totals	968		263	677	25	3	0

## PCT 233

### Lavon, City of - Council, Place 5

Vote For 1

	TOTAL	VOTE %	Election Day	Early Voting	Ballot By Mail	Provisional Ballots	Limited Ballots
Lindsey Hedge	1	100.00%	1	0	0	0	0
Tracy Filo	0	0.00%	0	0	0	0	0
Lindsay Tarrant	0	0.00%	0	0	0	0	0
Total Votes Cast	1	100.00%	1	0	0	0	0
Overvotes	0		0	0	0	0	0
Undervotes	1		0	1	0	0	0
Contest Totals	2		1	1	0	0	0

### Lavon, City of - Home Rule Charter

Vote For 1

	TOTAL	VOTE %	Election Day	Early Voting	Ballot By Mail	Provisional Ballots	Limited Ballots
For	0		0	0	0	0	0
Against	0		0	0	0	0	0
Total Votes Cast	0		0	0	0	0	0
Overvotes	0		0	0	0	0	0
Undervotes	2		1	1	0	0	0
Contest Totals	2		1	1	0	0	0

### Wylie ISD - Trustee, Place 1

Vote For 1

	TOTAL	VOTE %	Election Day	Early Voting	Ballot By Mail	Provisional Ballots	Limited Ballots
Jill Palmer	288	36.18%	92	188	7	1	0
Stacie Smith	508	63.82%	109	385	12	2	0
Total Votes Cast	796	100.00%	201	573	19	3	0
Overvotes	0		0	0	0	0	0
Undervotes	166		61	100	5	0	0
Contest Totals	962		262	673	24	3	0

### Wylie ISD - Trustee, Place 2

Vote For 1

	TOTAL	VOTE %	Election Day	Early Voting	Ballot By Mail	Provisional Ballots	Limited Ballots
Jeffrey Keech	262	32.63%	65	194	2	1	0
Mike Williams	541	67.37%	137	386	16	2	0
Total Votes Cast	803	100.00%	202	580	18	3	0
Overvotes	0		0	0	0	0	0
Undervotes	159		60	93	6	0	0
Contest Totals	962		262	673	24	3	0

**PCT 233**

**Wylie ISD - Trustee, Place 5**

Vote For 1

	TOTAL	VOTE %		Election Day	Early Voting	Ballot By Mail	Provisional Ballots	Limited Ballots
Virddie Montgomery	458	58.05%		110	334	14	0	0
Kevin Brooks	331	41.95%		88	234	6	3	0
Total Votes Cast	789	100.00%		198	568	20	3	0
Overvotes	0			0	0	0	0	0
Undervotes	173			64	105	4	0	0
Contest Totals	962			262	673	24	3	0

**Wylie ISD - Trustee, Place 6**

Vote For 1

	TOTAL	VOTE %		Election Day	Early Voting	Ballot By Mail	Provisional Ballots	Limited Ballots
Jacob Day	513	67.06%		123	376	13	1	0
Michael Schwerin	252	32.94%		67	179	4	2	0
Total Votes Cast	765	100.00%		190	555	17	3	0
Overvotes	0			0	0	0	0	0
Undervotes	197			72	118	7	0	0
Contest Totals	962			262	673	24	3	0

## PCT 234

### U. S. Representative District 3

Vote For 1

	TOTAL	VOTE %	Election Day	Early Voting	Ballot By Mail	Provisional Ballots	Limited Ballots
REP Keith Self	679	46.28%	189	479	10	1	0
DEM Sandeep Srivastava	764	52.08%	187	563	11	3	0
LIB Christopher Claytor	24	1.64%	10	14	0	0	0
Total Votes Cast	1,467	100.00%	386	1,056	21	4	0
Overvotes	0		0	0	0	0	0
Undervotes	17		7	9	0	1	0
Contest Totals	1,484		393	1,065	21	5	0

### Governor

Vote For 1

	TOTAL	VOTE %	Election Day	Early Voting	Ballot By Mail	Provisional Ballots	Limited Ballots
REP Greg Abbott	665	44.90%	176	477	10	2	0
DEM Beto O'Rourke	809	54.63%	213	582	11	3	0
LIB Mark Tippetts	4	0.27%	0	4	0	0	0
GRN Delilah Barrios	1	0.07%	0	1	0	0	0
Write-In Totals	2	0.14%	1	1	0	0	0
Total Votes Cast	1,481	100.00%	390	1,065	21	5	0
Overvotes	0		0	0	0	0	0
Undervotes	3		3	0	0	0	0
Contest Totals	1,484		393	1,065	21	5	0

### Lieutenant Governor

Vote For 1

	TOTAL	VOTE %	Election Day	Early Voting	Ballot By Mail	Provisional Ballots	Limited Ballots
REP Dan Patrick	659	44.89%	183	464	10	2	0
DEM Mike Collier	784	53.41%	193	577	11	3	0
LIB Shanna Steele	25	1.70%	9	16	0	0	0
Total Votes Cast	1,468	100.00%	385	1,057	21	5	0
Overvotes	0		0	0	0	0	0
Undervotes	16		8	8	0	0	0
Contest Totals	1,484		393	1,065	21	5	0

### Attorney General

Vote For 1

	TOTAL	VOTE %	Election Day	Early Voting	Ballot By Mail	Provisional Ballots	Limited Ballots
REP Ken Paxton	645	43.97%	184	448	11	2	0
DEM Rochelle Mercedes Garza	787	53.65%	193	582	9	3	0
LIB Mark Ash	35	2.39%	9	25	1	0	0
Total Votes Cast	1,467	100.00%	386	1,055	21	5	0
Overvotes	0		0	0	0	0	0
Undervotes	17		7	10	0	0	0
Contest Totals	1,484		393	1,065	21	5	0

## PCT 234

### Comptroller of Public Accounts

Vote For 1

	TOTAL	VOTE %	Election Day	Early Voting	Ballot By Mail	Provisional Ballots	Limited Ballots
REP Glenn Hegar	731	50.24%	203	514	12	2	0
DEM Janet T. Dudding	705	48.45%	169	524	9	3	0
LIB V. Alonzo Echevarria-Garza	19	1.31%	7	12	0	0	0
Total Votes Cast	1,455	100.00%	379	1,050	21	5	0
Overvotes	0		0	0	0	0	0
Undervotes	29		14	15	0	0	0
Contest Totals	1,484		393	1,065	21	5	0

### Commissioner of the General Land Office

Vote For 1

	TOTAL	VOTE %	Election Day	Early Voting	Ballot By Mail	Provisional Ballots	Limited Ballots
REP Dawn Buckingham	714	49.11%	202	498	12	2	0
DEM Jay Kleberg	728	50.07%	175	542	8	3	0
GRN Alfred Molison, Jr	12	0.83%	4	8	0	0	0
Write-In Totals	0	0.00%	0	0	0	0	0
Total Votes Cast	1,454	100.00%	381	1,048	20	5	0
Overvotes	0		0	0	0	0	0
Undervotes	30		12	17	1	0	0
Contest Totals	1,484		393	1,065	21	5	0

### Commissioner of Agriculture

Vote For 1

	TOTAL	VOTE %	Election Day	Early Voting	Ballot By Mail	Provisional Ballots	Limited Ballots
REP Sid Miller	715	49.17%	206	497	10	2	0
DEM Susan Hays	739	50.83%	176	549	11	3	0
Total Votes Cast	1,454	100.00%	382	1,046	21	5	0
Overvotes	0		0	0	0	0	0
Undervotes	30		11	19	0	0	0
Contest Totals	1,484		393	1,065	21	5	0

### Railroad Commissioner

Vote For 1

	TOTAL	VOTE %	Election Day	Early Voting	Ballot By Mail	Provisional Ballots	Limited Ballots
REP Wayne Christian	703	48.45%	197	493	11	2	0
DEM Luke Warford	716	49.35%	169	534	10	3	0
LIB Jaime Andres Diez	21	1.45%	9	12	0	0	0
GRN Hunter Wayne Crow	11	0.76%	4	7	0	0	0
Total Votes Cast	1,451	100.00%	379	1,046	21	5	0
Overvotes	0		0	0	0	0	0
Undervotes	33		14	19	0	0	0
Contest Totals	1,484		393	1,065	21	5	0

## PCT 234

### Justice, Supreme Court, Place 3

Vote For 1

	TOTAL	VOTE %		Election Day	Early Voting	Ballot By Mail	Provisional Ballots	Limited Ballots
REP Debra Lehrmann	701	48.01%	<div style="width: 48.01%;"><div style="width: 48.01%;"></div></div>	190	497	12	2	0
DEM Erin A. Nowell	745	51.03%	<div style="width: 51.03%;"><div style="width: 51.03%;"></div></div>	187	547	8	3	0
LIB Thomas Edward Oxford	14	0.96%	<div style="width: 0.96%;"><div style="width: 0.96%;"></div></div>	5	9	0	0	0
Total Votes Cast	1,460	100.00%	<div style="width: 100.00%;"><div style="width: 100.00%;"></div></div>	382	1,053	20	5	0
Overvotes	0			0	0	0	0	0
Undervotes	24			11	12	1	0	0
Contest Totals	1,484			393	1,065	21	5	0

### Justice, Supreme Court, Place 5

Vote For 1

	TOTAL	VOTE %		Election Day	Early Voting	Ballot By Mail	Provisional Ballots	Limited Ballots
REP Rebeca Huddle	702	48.18%	<div style="width: 48.18%;"><div style="width: 48.18%;"></div></div>	193	496	11	2	0
DEM Amanda Reichel	755	51.82%	<div style="width: 51.82%;"><div style="width: 51.82%;"></div></div>	187	556	9	3	0
Total Votes Cast	1,457	100.00%	<div style="width: 100.00%;"><div style="width: 100.00%;"></div></div>	380	1,052	20	5	0
Overvotes	0			0	0	0	0	0
Undervotes	27			13	13	1	0	0
Contest Totals	1,484			393	1,065	21	5	0

### Justice, Supreme Court, Place 9

Vote For 1

	TOTAL	VOTE %		Election Day	Early Voting	Ballot By Mail	Provisional Ballots	Limited Ballots
REP Evan Young	700	48.11%	<div style="width: 48.11%;"><div style="width: 48.11%;"></div></div>	189	497	12	2	0
DEM Julia Maldonado	755	51.89%	<div style="width: 51.89%;"><div style="width: 51.89%;"></div></div>	192	552	8	3	0
Total Votes Cast	1,455	100.00%	<div style="width: 100.00%;"><div style="width: 100.00%;"></div></div>	381	1,049	20	5	0
Overvotes	0			0	0	0	0	0
Undervotes	29			12	16	1	0	0
Contest Totals	1,484			393	1,065	21	5	0

### Judge, Court of Criminal Appeals, Place 5

Vote For 1

	TOTAL	VOTE %		Election Day	Early Voting	Ballot By Mail	Provisional Ballots	Limited Ballots
REP Scott Walker	695	47.77%	<div style="width: 47.77%;"><div style="width: 47.77%;"></div></div>	192	490	11	2	0
DEM Dana Huffman	760	52.23%	<div style="width: 52.23%;"><div style="width: 52.23%;"></div></div>	190	557	10	3	0
Total Votes Cast	1,455	100.00%	<div style="width: 100.00%;"><div style="width: 100.00%;"></div></div>	382	1,047	21	5	0
Overvotes	0			0	0	0	0	0
Undervotes	29			11	18	0	0	0
Contest Totals	1,484			393	1,065	21	5	0

## PCT 234

### Judge, Court of Criminal Appeals, Place 6

Vote For 1

	TOTAL	VOTE %		Election Day	Early Voting	Ballot By Mail	Provisional Ballots	Limited Ballots
REP Jesse F. McClure, III	701	48.34%	<div style="width: 48.34%;"><div style="width: 48.34%;"></div></div>	193	494	12	2	0
DEM Robert Johnson	749	51.66%	<div style="width: 51.66%;"><div style="width: 51.66%;"></div></div>	187	551	8	3	0
Total Votes Cast	1,450	100.00%	<div style="width: 100.00%;"><div style="width: 100.00%;"></div></div>	380	1,045	20	5	0
Overvotes	0			0	0	0	0	0
Undervotes	34			13	20	1	0	0
Contest Totals	1,484			393	1,065	21	5	0

### Member, State Board of Education, District 12 CCD

Vote For 1

	TOTAL	VOTE %		Election Day	Early Voting	Ballot By Mail	Provisional Ballots	Limited Ballots
REP Pam Little	703	48.32%	<div style="width: 48.32%;"><div style="width: 48.32%;"></div></div>	191	498	12	2	0
DEM Alex Cornwallis	726	49.90%	<div style="width: 49.90%;"><div style="width: 49.90%;"></div></div>	185	529	9	3	0
LIB Christy Mowrey	26	1.79%	<div style="width: 1.79%;"><div style="width: 1.79%;"></div></div>	7	19	0	0	0
Write-In Totals	0	0.00%	<div style="width: 0.00%;"><div style="width: 0.00%;"></div></div>	0	0	0	0	0
Total Votes Cast	1,455	100.00%	<div style="width: 100.00%;"><div style="width: 100.00%;"></div></div>	383	1,046	21	5	0
Overvotes	0			0	0	0	0	0
Undervotes	29			10	19	0	0	0
Contest Totals	1,484			393	1,065	21	5	0

### State Representative, District 61

Vote For 1

	TOTAL	VOTE %		Election Day	Early Voting	Ballot By Mail	Provisional Ballots	Limited Ballots
REP Frederick Frazier	700	48.34%	<div style="width: 48.34%;"><div style="width: 48.34%;"></div></div>	200	486	12	2	0
DEM Sheena King	748	51.66%	<div style="width: 51.66%;"><div style="width: 51.66%;"></div></div>	181	556	8	3	0
Total Votes Cast	1,448	100.00%	<div style="width: 100.00%;"><div style="width: 100.00%;"></div></div>	381	1,042	20	5	0
Overvotes	0			0	0	0	0	0
Undervotes	36			12	23	1	0	0
Contest Totals	1,484			393	1,065	21	5	0

### Justice, 5th Court of Appeals District, Place 4

Vote For 1

	TOTAL	VOTE %		Election Day	Early Voting	Ballot By Mail	Provisional Ballots	Limited Ballots
REP Emily A. Miskel	717	49.59%	<div style="width: 49.59%;"><div style="width: 49.59%;"></div></div>	199	503	13	2	0
DEM Maricela Moore	729	50.41%	<div style="width: 50.41%;"><div style="width: 50.41%;"></div></div>	181	538	7	3	0
Total Votes Cast	1,446	100.00%	<div style="width: 100.00%;"><div style="width: 100.00%;"></div></div>	380	1,041	20	5	0
Overvotes	0			0	0	0	0	0
Undervotes	38			13	24	1	0	0
Contest Totals	1,484			393	1,065	21	5	0

## PCT 234

### Justice, 5th Court of Appeals District, Place 7

Vote For 1

	TOTAL	VOTE %	Election Day	Early Voting	Ballot By Mail	Provisional Ballots	Limited Ballots
REP Kristina Williams	690	47.55%	195	483	10	2	0
DEM Nancy Kennedy	761	52.45%	185	563	10	3	0
Total Votes Cast	1,451	100.00%	380	1,046	20	5	0
Overvotes	0		0	0	0	0	0
Undervotes	33		13	19	1	0	0
Contest Totals	1,484		393	1,065	21	5	0

### County Judge CCD

Vote For 1

	TOTAL	VOTE %	Election Day	Early Voting	Ballot By Mail	Provisional Ballots	Limited Ballots
REP Chris Hill	687	47.38%	193	480	12	2	0
DEM Joshua Murray	763	52.62%	187	564	9	3	0
Total Votes Cast	1,450	100.00%	380	1,044	21	5	0
Overvotes	0		0	0	0	0	0
Undervotes	34		13	21	0	0	0
Contest Totals	1,484		393	1,065	21	5	0

### District Clerk CCD

Vote For 1

	TOTAL	VOTE %	Election Day	Early Voting	Ballot By Mail	Provisional Ballots	Limited Ballots
REP Mike Gould	708	49.20%	204	490	12	2	0
DEM David Brignac	731	50.80%	173	546	9	3	0
Total Votes Cast	1,439	100.00%	377	1,036	21	5	0
Overvotes	0		0	0	0	0	0
Undervotes	45		16	29	0	0	0
Contest Totals	1,484		393	1,065	21	5	0

### Justice of the Peace, Precinct 4

Vote For 1

	TOTAL	VOTE %	Election Day	Early Voting	Ballot By Mail	Provisional Ballots	Limited Ballots
REP Vincent Venegoni	695	48.30%	189	493	11	2	0
DEM Adam Kern	744	51.70%	188	543	10	3	0
Total Votes Cast	1,439	100.00%	377	1,036	21	5	0
Overvotes	0		0	0	0	0	0
Undervotes	45		16	29	0	0	0
Contest Totals	1,484		393	1,065	21	5	0



## PCT 235

### U. S. Representative, District 4

Vote For 1

	TOTAL	VOTE %	Election Day	Early Voting	Ballot By Mail	Provisional Ballots	Limited Ballots
REP Pat Fallon	452	47.93%	119	323	10	0	0
DEM Iro Omere	474	50.27%	109	349	14	2	0
LIB John Simmons	17	1.80%	7	8	2	0	0
Total Votes Cast	943	100.00%	235	680	26	2	0
Overvotes	0		0	0	0	0	0
Undervotes	23		6	17	0	0	0
Contest Totals	966		241	697	26	2	0

### Governor

Vote For 1

	TOTAL	VOTE %	Election Day	Early Voting	Ballot By Mail	Provisional Ballots	Limited Ballots
REP Greg Abbott	444	46.11%	115	318	11	0	0
DEM Beto O'Rourke	509	52.86%	120	372	15	2	0
LIB Mark Tippetts	5	0.52%	1	4	0	0	0
GRN Delilah Barrios	2	0.21%	1	1	0	0	0
Write-In Totals	3	0.31%	3	0	0	0	0
Total Votes Cast	963	100.00%	240	695	26	2	0
Overvotes	0		0	0	0	0	0
Undervotes	3		1	2	0	0	0
Contest Totals	966		241	697	26	2	0

### Lieutenant Governor

Vote For 1

	TOTAL	VOTE %	Election Day	Early Voting	Ballot By Mail	Provisional Ballots	Limited Ballots
REP Dan Patrick	424	44.77%	113	301	10	0	0
DEM Mike Collier	513	54.17%	118	378	15	2	0
LIB Shanna Steele	10	1.06%	3	7	0	0	0
Total Votes Cast	947	100.00%	234	686	25	2	0
Overvotes	0		0	0	0	0	0
Undervotes	19		7	11	1	0	0
Contest Totals	966		241	697	26	2	0

### Attorney General

Vote For 1

	TOTAL	VOTE %	Election Day	Early Voting	Ballot By Mail	Provisional Ballots	Limited Ballots
REP Ken Paxton	427	45.28%	121	296	10	0	0
DEM Rochelle Mercedes Garza	495	52.49%	106	372	15	2	0
LIB Mark Ash	21	2.23%	9	12	0	0	0
Total Votes Cast	943	100.00%	236	680	25	2	0
Overvotes	0		0	0	0	0	0
Undervotes	23		5	17	1	0	0
Contest Totals	966		241	697	26	2	0

## PCT 235

### Comptroller of Public Accounts

Vote For 1

	TOTAL	VOTE %	Election Day	Early Voting	Ballot By Mail	Provisional Ballots	Limited Ballots
REP Glenn Hegar	464	49.31%	124	328	12	0	0
DEM Janet T. Dudding	465	49.42%	101	348	14	2	0
LIB V. Alonzo Echevarria-Garza	12	1.28%	7	5	0	0	0
Total Votes Cast	941	100.00%	232	681	26	2	0
Overvotes	0		0	0	0	0	0
Undervotes	25		9	16	0	0	0
Contest Totals	966		241	697	26	2	0

### Commissioner of the General Land Office

Vote For 1

	TOTAL	VOTE %	Election Day	Early Voting	Ballot By Mail	Provisional Ballots	Limited Ballots
REP Dawn Buckingham	451	48.29%	120	320	11	0	0
DEM Jay Kleberg	478	51.18%	106	355	15	2	0
GRN Alfred Molison, Jr	5	0.54%	3	2	0	0	0
Write-In Totals	0	0.00%	0	0	0	0	0
Total Votes Cast	934	100.00%	229	677	26	2	0
Overvotes	0		0	0	0	0	0
Undervotes	32		12	20	0	0	0
Contest Totals	966		241	697	26	2	0

### Commissioner of Agriculture

Vote For 1

	TOTAL	VOTE %	Election Day	Early Voting	Ballot By Mail	Provisional Ballots	Limited Ballots
REP Sid Miller	443	47.28%	115	318	10	0	0
DEM Susan Hays	494	52.72%	116	361	15	2	0
Total Votes Cast	937	100.00%	231	679	25	2	0
Overvotes	0		0	0	0	0	0
Undervotes	29		10	18	1	0	0
Contest Totals	966		241	697	26	2	0

### Railroad Commissioner

Vote For 1

	TOTAL	VOTE %	Election Day	Early Voting	Ballot By Mail	Provisional Ballots	Limited Ballots
REP Wayne Christian	443	47.38%	117	315	11	0	0
DEM Luke Warford	467	49.95%	100	350	15	2	0
LIB Jaime Andres Diez	20	2.14%	8	12	0	0	0
GRN Hunter Wayne Crow	5	0.53%	3	2	0	0	0
Total Votes Cast	935	100.00%	228	679	26	2	0
Overvotes	0		0	0	0	0	0
Undervotes	31		13	18	0	0	0
Contest Totals	966		241	697	26	2	0

## PCT 235

### Justice, Supreme Court, Place 3

Vote For 1

	TOTAL	VOTE %	Election Day	Early Voting	Ballot By Mail	Provisional Ballots	Limited Ballots
REP Debra Lehrmann	451	48.03%	116	323	12	0	0
DEM Erin A. Nowell	477	50.80%	111	350	14	2	0
LIB Thomas Edward Oxford	11	1.17%	4	7	0	0	0
Total Votes Cast	939	100.00%	231	680	26	2	0
Overvotes	0		0	0	0	0	0
Undervotes	27		10	17	0	0	0
Contest Totals	966		241	697	26	2	0

### Justice, Supreme Court, Place 5

Vote For 1

	TOTAL	VOTE %	Election Day	Early Voting	Ballot By Mail	Provisional Ballots	Limited Ballots
REP Rebeca Huddle	458	48.78%	121	326	11	0	0
DEM Amanda Reichel	481	51.22%	110	354	15	2	0
Total Votes Cast	939	100.00%	231	680	26	2	0
Overvotes	0		0	0	0	0	0
Undervotes	27		10	17	0	0	0
Contest Totals	966		241	697	26	2	0

### Justice, Supreme Court, Place 9

Vote For 1

	TOTAL	VOTE %	Election Day	Early Voting	Ballot By Mail	Provisional Ballots	Limited Ballots
REP Evan Young	447	47.76%	117	319	11	0	0
DEM Julia Maldonado	489	52.24%	112	360	15	2	0
Total Votes Cast	936	100.00%	229	679	26	2	0
Overvotes	0		0	0	0	0	0
Undervotes	30		12	18	0	0	0
Contest Totals	966		241	697	26	2	0

### Judge, Court of Criminal Appeals, Place 5

Vote For 1

	TOTAL	VOTE %	Election Day	Early Voting	Ballot By Mail	Provisional Ballots	Limited Ballots
REP Scott Walker	449	48.02%	117	322	10	0	0
DEM Dana Huffman	486	51.98%	111	357	16	2	0
Total Votes Cast	935	100.00%	228	679	26	2	0
Overvotes	0		0	0	0	0	0
Undervotes	31		13	18	0	0	0
Contest Totals	966		241	697	26	2	0

## PCT 235

### Judge, Court of Criminal Appeals, Place 6

Vote For 1

	TOTAL	VOTE %		Election Day	Early Voting	Ballot By Mail	Provisional Ballots	Limited Ballots
REP Jesse F. McClure, III	453	48.61%	<div style="width: 48.61%;"><div style="width: 48.61%;"></div></div>	117	325	11	0	0
DEM Robert Johnson	479	51.39%	<div style="width: 51.39%;"><div style="width: 51.39%;"></div></div>	113	349	15	2	0
Total Votes Cast	932	100.00%	<div style="width: 100%;"><div style="width: 100%;"></div></div>	230	674	26	2	0
Overvotes	0			0	0	0	0	0
Undervotes	34			11	23	0	0	0
Contest Totals	966			241	697	26	2	0

### Member, State Board of Education, District 12 CCD

Vote For 1

	TOTAL	VOTE %		Election Day	Early Voting	Ballot By Mail	Provisional Ballots	Limited Ballots
REP Pam Little	449	48.59%	<div style="width: 48.59%;"><div style="width: 48.59%;"></div></div>	118	320	11	0	0
DEM Alex Cornwallis	461	49.89%	<div style="width: 49.89%;"><div style="width: 49.89%;"></div></div>	104	340	15	2	0
LIB Christy Mowrey	14	1.52%	<div style="width: 1.52%;"><div style="width: 1.52%;"></div></div>	6	8	0	0	0
Write-In Totals	0	0.00%	<div style="width: 0%;"><div style="width: 0%;"></div></div>	0	0	0	0	0
Total Votes Cast	924	100.00%	<div style="width: 100%;"><div style="width: 100%;"></div></div>	228	668	26	2	0
Overvotes	0			0	0	0	0	0
Undervotes	42			13	29	0	0	0
Contest Totals	966			241	697	26	2	0

### State Senator, District 8

Vote For 1

	TOTAL	VOTE %		Election Day	Early Voting	Ballot By Mail	Provisional Ballots	Limited Ballots
REP Angela Paxton	431	45.85%	<div style="width: 45.85%;"><div style="width: 45.85%;"></div></div>	118	303	10	0	0
DEM Jonathan Cocks	498	52.98%	<div style="width: 52.98%;"><div style="width: 52.98%;"></div></div>	113	368	15	2	0
LIB Edward Kless	11	1.17%	<div style="width: 1.17%;"><div style="width: 1.17%;"></div></div>	4	7	0	0	0
Total Votes Cast	940	100.00%	<div style="width: 100%;"><div style="width: 100%;"></div></div>	235	678	25	2	0
Overvotes	0			0	0	0	0	0
Undervotes	26			6	19	1	0	0
Contest Totals	966			241	697	26	2	0

### State Representative, District 70

Vote For 1

	TOTAL	VOTE %		Election Day	Early Voting	Ballot By Mail	Provisional Ballots	Limited Ballots
REP Jamee Jolly	472	50.00%	<div style="width: 50%;"><div style="width: 50%;"></div></div>	125	335	12	0	0
DEM Mihaela Elizabeth Plesa	472	50.00%	<div style="width: 50%;"><div style="width: 50%;"></div></div>	108	348	14	2	0
Total Votes Cast	944	100.00%	<div style="width: 100%;"><div style="width: 100%;"></div></div>	233	683	26	2	0
Overvotes	0			0	0	0	0	0
Undervotes	22			8	14	0	0	0
Contest Totals	966			241	697	26	2	0

## PCT 235

### Justice, 5th Court of Appeals District, Place 4

Vote For 1

	TOTAL	VOTE %		Election Day	Early Voting	Ballot By Mail	Provisional Ballots	Limited Ballots
REP Emily A. Miskel	454	48.82%	<div style="width: 48.82%;"><div style="width: 48.82%;"></div></div>	118	325	11	0	0
DEM Maricela Moore	476	51.18%	<div style="width: 51.18%;"><div style="width: 51.18%;"></div></div>	111	348	15	2	0
Total Votes Cast	930	100.00%	<div style="width: 100.00%;"><div style="width: 100.00%;"></div></div>	229	673	26	2	0
Overvotes	0			0	0	0	0	0
Undervotes	36			12	24	0	0	0
Contest Totals	966			241	697	26	2	0

### Justice, 5th Court of Appeals District, Place 7

Vote For 1

	TOTAL	VOTE %		Election Day	Early Voting	Ballot By Mail	Provisional Ballots	Limited Ballots
REP Kristina Williams	451	48.81%	<div style="width: 48.81%;"><div style="width: 48.81%;"></div></div>	120	322	9	0	0
DEM Nancy Kennedy	473	51.19%	<div style="width: 51.19%;"><div style="width: 51.19%;"></div></div>	108	347	16	2	0
Total Votes Cast	924	100.00%	<div style="width: 100.00%;"><div style="width: 100.00%;"></div></div>	228	669	25	2	0
Overvotes	0			0	0	0	0	0
Undervotes	42			13	28	1	0	0
Contest Totals	966			241	697	26	2	0

### County Judge CCD

Vote For 1

	TOTAL	VOTE %		Election Day	Early Voting	Ballot By Mail	Provisional Ballots	Limited Ballots
REP Chris Hill	454	48.61%	<div style="width: 48.61%;"><div style="width: 48.61%;"></div></div>	116	326	12	0	0
DEM Joshua Murray	480	51.39%	<div style="width: 51.39%;"><div style="width: 51.39%;"></div></div>	117	347	14	2	0
Total Votes Cast	934	100.00%	<div style="width: 100.00%;"><div style="width: 100.00%;"></div></div>	233	673	26	2	0
Overvotes	0			0	0	0	0	0
Undervotes	32			8	24	0	0	0
Contest Totals	966			241	697	26	2	0

### District Clerk CCD

Vote For 1

	TOTAL	VOTE %		Election Day	Early Voting	Ballot By Mail	Provisional Ballots	Limited Ballots
REP Mike Gould	456	49.19%	<div style="width: 49.19%;"><div style="width: 49.19%;"></div></div>	122	322	12	0	0
DEM David Brignac	471	50.81%	<div style="width: 50.81%;"><div style="width: 50.81%;"></div></div>	107	348	14	2	0
Total Votes Cast	927	100.00%	<div style="width: 100.00%;"><div style="width: 100.00%;"></div></div>	229	670	26	2	0
Overvotes	0			0	0	0	0	0
Undervotes	39			12	27	0	0	0
Contest Totals	966			241	697	26	2	0

## PCT 235

### Justice of the Peace, Precinct 4

Vote For 1

	TOTAL	VOTE %		Election Day	Early Voting	Ballot By Mail	Provisional Ballots	Limited Ballots
REP Vincent Venegoni	447	48.38%	<div style="width: 48.38%;"><div style="width: 48.38%;"></div></div>	118	319	10	0	0
DEM Adam Kern	477	51.62%	<div style="width: 51.62%;"><div style="width: 51.62%;"></div></div>	109	352	14	2	0
Total Votes Cast	924	100.00%	<div style="width: 100%;"><div style="width: 100%;"></div></div>	227	671	24	2	0
Overvotes	0			0	0	0	0	0
Undervotes	42			14	26	2	0	0
Contest Totals	966			241	697	26	2	0

### Plano ISD - Proposition A

Vote For 1

	TOTAL	VOTE %		Election Day	Early Voting	Ballot By Mail	Provisional Ballots	Limited Ballots
For	199	51.96%	<div style="width: 51.96%;"><div style="width: 51.96%;"></div></div>	40	153	6	0	0
Against	184	48.04%	<div style="width: 48.04%;"><div style="width: 48.04%;"></div></div>	42	139	3	0	0
Total Votes Cast	383	100.00%	<div style="width: 100%;"><div style="width: 100%;"></div></div>	82	292	9	0	0
Overvotes	0			0	0	0	0	0
Undervotes	22			5	16	1	0	0
Contest Totals	405			87	308	10	0	0

### Plano ISD - Proposition B

Vote For 1

	TOTAL	VOTE %		Election Day	Early Voting	Ballot By Mail	Provisional Ballots	Limited Ballots
For	212	55.35%	<div style="width: 55.35%;"><div style="width: 55.35%;"></div></div>	39	164	9	0	0
Against	171	44.65%	<div style="width: 44.65%;"><div style="width: 44.65%;"></div></div>	41	129	1	0	0
Total Votes Cast	383	100.00%	<div style="width: 100%;"><div style="width: 100%;"></div></div>	80	293	10	0	0
Overvotes	0			0	0	0	0	0
Undervotes	22			7	15	0	0	0
Contest Totals	405			87	308	10	0	0

### Plano ISD - Proposition C




Vote For 1

	TOTAL	VOTE %		Election Day	Early Voting	Ballot By Mail	Provisional Ballots	Limited Ballots
For	213	55.47%	<div style="width: 55.47%;"><div style="width: 55.47%;"></div></div>	38	166	9	0	0
Against	171	44.53%	<div style="width: 44.53%;"><div style="width: 44.53%;"></div></div>	43	127	1	0	0
Total Votes Cast	384	100.00%	<div style="width: 100%;"><div style="width: 100%;"></div></div>	81	293	10	0	0
Overvotes	0			0	0	0	0	0
Undervotes	21			6	15	0	0	0
Contest Totals	405			87	308	10	0	0

**PCT 235**




**Plano ISD - Proposition D**

Vote For 1

	TOTAL	VOTE %		Election Day	Early Voting	Ballot By Mail	Provisional Ballots	Limited Ballots
For	191	50.13%		43	139	9	0	0
Against	190	49.87%		38	151	1	0	0
Total Votes Cast	381	100.00%		81	290	10	0	0
Overvotes	0			0	0	0	0	0
Undervotes	24			6	18	0	0	0
Contest Totals	405			87	308	10	0	0

**Plano ISD - Proposition E**

Vote For 1

	TOTAL	VOTE %		Election Day	Early Voting	Ballot By Mail	Provisional Ballots	Limited Ballots
For	176	46.32%		35	135	6	0	0
Against	204	53.68%		46	154	4	0	0
Total Votes Cast	380	100.00%		81	289	10	0	0
Overvotes	0			0	0	0	0	0
Undervotes	25			6	19	0	0	0
Contest Totals	405			87	308	10	0	0

## PCT 236

### U. S. Representative District 3

Vote For 1

	TOTAL	VOTE %	Election Day	Early Voting	Ballot By Mail	Provisional Ballots	Limited Ballots
REP Keith Self	1,084	65.58%	295	761	27	1	0
DEM Sandeep Srivastava	530	32.06%	115	387	27	1	0
LIB Christopher Claytor	39	2.36%	15	24	0	0	0
Total Votes Cast	1,653	100.00%	425	1,172	54	2	0
Overvotes	0		0	0	0	0	0
Undervotes	25		10	15	0	0	0
Contest Totals	1,678		435	1,187	54	2	0

### Governor

Vote For 1

	TOTAL	VOTE %	Election Day	Early Voting	Ballot By Mail	Provisional Ballots	Limited Ballots
REP Greg Abbott	1,058	63.20%	282	749	26	1	0
DEM Beto O'Rourke	591	35.30%	141	421	28	1	0
LIB Mark Tippetts	22	1.31%	8	14	0	0	0
GRN Delilah Barrios	3	0.18%	2	1	0	0	0
Write-In Totals	0	0.00%	0	0	0	0	0
Total Votes Cast	1,674	100.00%	433	1,185	54	2	0
Overvotes	0		0	0	0	0	0
Undervotes	4		2	2	0	0	0
Contest Totals	1,678		435	1,187	54	2	0

### Lieutenant Governor

Vote For 1

	TOTAL	VOTE %	Election Day	Early Voting	Ballot By Mail	Provisional Ballots	Limited Ballots
REP Dan Patrick	1,026	61.81%	278	721	26	1	0
DEM Mike Collier	592	35.66%	140	423	28	1	0
LIB Shanna Steele	42	2.53%	11	31	0	0	0
Total Votes Cast	1,660	100.00%	429	1,175	54	2	0
Overvotes	0		0	0	0	0	0
Undervotes	18		6	12	0	0	0
Contest Totals	1,678		435	1,187	54	2	0

### Attorney General

Vote For 1

	TOTAL	VOTE %	Election Day	Early Voting	Ballot By Mail	Provisional Ballots	Limited Ballots
REP Ken Paxton	997	60.61%	276	695	25	1	0
DEM Rochelle Mercedes Garza	588	35.74%	130	429	28	1	0
LIB Mark Ash	60	3.65%	21	38	1	0	0
Total Votes Cast	1,645	100.00%	427	1,162	54	2	0
Overvotes	0		0	0	0	0	0
Undervotes	33		8	25	0	0	0
Contest Totals	1,678		435	1,187	54	2	0



## PCT 236

### Comptroller of Public Accounts

Vote For 1

	TOTAL	VOTE %	Election Day	Early Voting	Ballot By Mail	Provisional Ballots	Limited Ballots
REP Glenn Hegar	1,089	66.81%	291	771	26	1	0
DEM Janet T. Dudding	510	31.29%	115	368	26	1	0
LIB V. Alonzo Echevarria-Garza	31	1.90%	10	21	0	0	0
Total Votes Cast	1,630	100.00%	416	1,160	52	2	0
Overvotes	0		0	0	0	0	0
Undervotes	48		19	27	2	0	0
Contest Totals	1,678		435	1,187	54	2	0

### Commissioner of the General Land Office

Vote For 1

	TOTAL	VOTE %	Election Day	Early Voting	Ballot By Mail	Provisional Ballots	Limited Ballots
REP Dawn Buckingham	1,080	66.34%	291	763	25	1	0
DEM Jay Kleberg	532	32.68%	121	384	26	1	0
GRN Alfred Molison, Jr	14	0.86%	3	11	0	0	0
Write-In Totals	2	0.12%	1	1	0	0	0
Total Votes Cast	1,628	100.00%	416	1,159	51	2	0
Overvotes	0		0	0	0	0	0
Undervotes	50		19	28	3	0	0
Contest Totals	1,678		435	1,187	54	2	0

### Commissioner of Agriculture

Vote For 1

	TOTAL	VOTE %	Election Day	Early Voting	Ballot By Mail	Provisional Ballots	Limited Ballots
REP Sid Miller	1,064	65.76%	287	750	26	1	0
DEM Susan Hays	554	34.24%	126	400	27	1	0
Total Votes Cast	1,618	100.00%	413	1,150	53	2	0
Overvotes	0		0	0	0	0	0
Undervotes	60		22	37	1	0	0
Contest Totals	1,678		435	1,187	54	2	0

### Railroad Commissioner

Vote For 1

	TOTAL	VOTE %	Election Day	Early Voting	Ballot By Mail	Provisional Ballots	Limited Ballots
REP Wayne Christian	1,052	64.62%	285	740	26	1	0
DEM Luke Warford	529	32.49%	121	380	27	1	0
LIB Jaime Andres Diez	35	2.15%	7	28	0	0	0
GRN Hunter Wayne Crow	12	0.74%	3	8	1	0	0
Total Votes Cast	1,628	100.00%	416	1,156	54	2	0
Overvotes	0		0	0	0	0	0
Undervotes	50		19	31	0	0	0
Contest Totals	1,678		435	1,187	54	2	0

## PCT 236

### Justice, Supreme Court, Place 3

Vote For 1

	TOTAL	VOTE %		Election Day	Early Voting	Ballot By Mail	Provisional Ballots	Limited Ballots
REP Debra Lehrmann	1,067	65.42%	<div style="width: 65.42%;"><div style="width: 65.42%;"></div></div>	283	757	26	1	0
DEM Erin A. Nowell	533	32.68%	<div style="width: 32.68%;"><div style="width: 32.68%;"></div></div>	120	385	27	1	0
LIB Thomas Edward Oxford	31	1.90%	<div style="width: 1.90%;"><div style="width: 1.90%;"></div></div>	9	22	0	0	0
Total Votes Cast	1,631	100.00%	<div style="width: 100.00%;"><div style="width: 100.00%;"></div></div>	412	1,164	53	2	0
Overvotes	0			0	0	0	0	0
Undervotes	47			23	23	1	0	0
Contest Totals	1,678			435	1,187	54	2	0

### Justice, Supreme Court, Place 5

Vote For 1

	TOTAL	VOTE %		Election Day	Early Voting	Ballot By Mail	Provisional Ballots	Limited Ballots
REP Rebeca Huddle	1,082	66.63%	<div style="width: 66.63%;"><div style="width: 66.63%;"></div></div>	288	767	26	1	0
DEM Amanda Reichel	542	33.37%	<div style="width: 33.37%;"><div style="width: 33.37%;"></div></div>	125	390	26	1	0
Total Votes Cast	1,624	100.00%	<div style="width: 100.00%;"><div style="width: 100.00%;"></div></div>	413	1,157	52	2	0
Overvotes	0			0	0	0	0	0
Undervotes	54			22	30	2	0	0
Contest Totals	1,678			435	1,187	54	2	0

### Justice, Supreme Court, Place 9

Vote For 1

	TOTAL	VOTE %		Election Day	Early Voting	Ballot By Mail	Provisional Ballots	Limited Ballots
REP Evan Young	1,073	66.23%	<div style="width: 66.23%;"><div style="width: 66.23%;"></div></div>	283	763	26	1	0
DEM Julia Maldonado	547	33.77%	<div style="width: 33.77%;"><div style="width: 33.77%;"></div></div>	127	392	27	1	0
Total Votes Cast	1,620	100.00%	<div style="width: 100.00%;"><div style="width: 100.00%;"></div></div>	410	1,155	53	2	0
Overvotes	0			0	0	0	0	0
Undervotes	58			25	32	1	0	0
Contest Totals	1,678			435	1,187	54	2	0

### Judge, Court of Criminal Appeals, Place 5

Vote For 1

	TOTAL	VOTE %		Election Day	Early Voting	Ballot By Mail	Provisional Ballots	Limited Ballots
REP Scott Walker	1,079	66.48%	<div style="width: 66.48%;"><div style="width: 66.48%;"></div></div>	287	765	26	1	0
DEM Dana Huffman	544	33.52%	<div style="width: 33.52%;"><div style="width: 33.52%;"></div></div>	125	391	27	1	0
Total Votes Cast	1,623	100.00%	<div style="width: 100.00%;"><div style="width: 100.00%;"></div></div>	412	1,156	53	2	0
Overvotes	0			0	0	0	0	0
Undervotes	55			23	31	1	0	0
Contest Totals	1,678			435	1,187	54	2	0

## PCT 236

### Judge, Court of Criminal Appeals, Place 6

Vote For 1

	TOTAL	VOTE %		Election Day	Early Voting	Ballot By Mail	Provisional Ballots	Limited Ballots
REP Jesse F. McClure, III	1,080	66.87%	<div style="width: 66.87%;"><div style="width: 66.87%;"></div></div>	288	766	25	1	0
DEM Robert Johnson	535	33.13%	<div style="width: 33.13%;"><div style="width: 33.13%;"></div></div>	122	385	27	1	0
Total Votes Cast	1,615	100.00%	<div style="width: 100.00%;"><div style="width: 100.00%;"></div></div>	410	1,151	52	2	0
Overvotes	0			0	0	0	0	0
Undervotes	63			25	36	2	0	0
Contest Totals	1,678			435	1,187	54	2	0

### Member, State Board of Education, District 12 CCD

Vote For 1

	TOTAL	VOTE %		Election Day	Early Voting	Ballot By Mail	Provisional Ballots	Limited Ballots
REP Pam Little	1,051	64.44%	<div style="width: 64.44%;"><div style="width: 64.44%;"></div></div>	281	743	26	1	0
DEM Alex Cornwallis	535	32.80%	<div style="width: 32.80%;"><div style="width: 32.80%;"></div></div>	124	383	27	1	0
LIB Christy Mowrey	45	2.76%	<div style="width: 2.76%;"><div style="width: 2.76%;"></div></div>	10	35	0	0	0
Write-In Totals	0	0.00%	<div style="width: 0.00%;"><div style="width: 0.00%;"></div></div>	0	0	0	0	0
Total Votes Cast	1,631	100.00%	<div style="width: 100.00%;"><div style="width: 100.00%;"></div></div>	415	1,161	53	2	0
Overvotes	0			0	0	0	0	0
Undervotes	47			20	26	1	0	0
Contest Totals	1,678			435	1,187	54	2	0

### State Senator, District 8

Vote For 1

	TOTAL	VOTE %		Election Day	Early Voting	Ballot By Mail	Provisional Ballots	Limited Ballots
REP Angela Paxton	1,008	61.95%	<div style="width: 61.95%;"><div style="width: 61.95%;"></div></div>	283	701	23	1	0
DEM Jonathan Cocks	573	35.22%	<div style="width: 35.22%;"><div style="width: 35.22%;"></div></div>	124	418	30	1	0
LIB Edward Kless	46	2.83%	<div style="width: 2.83%;"><div style="width: 2.83%;"></div></div>	13	33	0	0	0
Total Votes Cast	1,627	100.00%	<div style="width: 100.00%;"><div style="width: 100.00%;"></div></div>	420	1,152	53	2	0
Overvotes	0			0	0	0	0	0
Undervotes	51			15	35	1	0	0
Contest Totals	1,678			435	1,187	54	2	0

### State Representative, District 61

Vote For 1

	TOTAL	VOTE %		Election Day	Early Voting	Ballot By Mail	Provisional Ballots	Limited Ballots
REP Frederick Frazier	1,062	65.31%	<div style="width: 65.31%;"><div style="width: 65.31%;"></div></div>	290	745	27	0	0
DEM Sheena King	564	34.69%	<div style="width: 34.69%;"><div style="width: 34.69%;"></div></div>	127	409	27	1	0
Total Votes Cast	1,626	100.00%	<div style="width: 100.00%;"><div style="width: 100.00%;"></div></div>	417	1,154	54	1	0
Overvotes	0			0	0	0	0	0
Undervotes	52			18	33	0	1	0
Contest Totals	1,678			435	1,187	54	2	0

## PCT 236

### Justice, 5th Court of Appeals District, Place 4

Vote For 1

	TOTAL	VOTE %		Election Day	Early Voting	Ballot By Mail	Provisional Ballots	Limited Ballots
REP Emily A. Miskel	1,074	66.75%	<div style="width: 66.75%;"><div style="width: 66.75%;"></div></div>	288	760	25	1	0
DEM Maricela Moore	535	33.25%	<div style="width: 33.25%;"><div style="width: 33.25%;"></div></div>	122	386	26	1	0
Total Votes Cast	1,609	100.00%	<div style="width: 100.00%;"><div style="width: 100.00%;"></div></div>	410	1,146	51	2	0
Overvotes	0			0	0	0	0	0
Undervotes	69			25	41	3	0	0
Contest Totals	1,678			435	1,187	54	2	0

### Justice, 5th Court of Appeals District, Place 7

Vote For 1

	TOTAL	VOTE %		Election Day	Early Voting	Ballot By Mail	Provisional Ballots	Limited Ballots
REP Kristina Williams	1,073	66.56%	<div style="width: 66.56%;"><div style="width: 66.56%;"></div></div>	287	759	26	1	0
DEM Nancy Kennedy	539	33.44%	<div style="width: 33.44%;"><div style="width: 33.44%;"></div></div>	121	392	25	1	0
Total Votes Cast	1,612	100.00%	<div style="width: 100.00%;"><div style="width: 100.00%;"></div></div>	408	1,151	51	2	0
Overvotes	0			0	0	0	0	0
Undervotes	66			27	36	3	0	0
Contest Totals	1,678			435	1,187	54	2	0

### County Judge CCD

Vote For 1

	TOTAL	VOTE %		Election Day	Early Voting	Ballot By Mail	Provisional Ballots	Limited Ballots
REP Chris Hill	1,094	66.95%	<div style="width: 66.95%;"><div style="width: 66.95%;"></div></div>	293	774	26	1	0
DEM Joshua Murray	540	33.05%	<div style="width: 33.05%;"><div style="width: 33.05%;"></div></div>	125	388	26	1	0
Total Votes Cast	1,634	100.00%	<div style="width: 100.00%;"><div style="width: 100.00%;"></div></div>	418	1,162	52	2	0
Overvotes	0			0	0	0	0	0
Undervotes	44			17	25	2	0	0
Contest Totals	1,678			435	1,187	54	2	0

### District Clerk CCD




Vote For 1

	TOTAL	VOTE %		Election Day	Early Voting	Ballot By Mail	Provisional Ballots	Limited Ballots
REP Mike Gould	1,097	67.72%	<div style="width: 67.72%;"><div style="width: 67.72%;"></div></div>	291	780	25	1	0
DEM David Brignac	523	32.28%	<div style="width: 32.28%;"><div style="width: 32.28%;"></div></div>	119	377	26	1	0
Total Votes Cast	1,620	100.00%	<div style="width: 100.00%;"><div style="width: 100.00%;"></div></div>	410	1,157	51	2	0
Overvotes	0			0	0	0	0	0
Undervotes	58			25	30	3	0	0
Contest Totals	1,678			435	1,187	54	2	0

## PCT 236




### Justice of the Peace, Precinct 4

Vote For 1

	TOTAL	VOTE %		Election Day	Early Voting	Ballot By Mail	Provisional Ballots	Limited Ballots
REP Vincent Venegoni	1,070	66.71%		286	757	26	1	0
DEM Adam Kern	534	33.29%		123	384	26	1	0
Total Votes Cast	1,604	100.00%		409	1,141	52	2	0
Overvotes	0			0	0	0	0	0
Undervotes	74			26	46	2	0	0
Contest Totals	1,678			435	1,187	54	2	0

### McKinney, City of - Local Option Election

Vote For 1

	TOTAL	VOTE %		Election Day	Early Voting	Ballot By Mail	Provisional Ballots	Limited Ballots
For	1,210	75.96%		293	876	40	1	0
Against	383	24.04%		107	263	12	1	0
Total Votes Cast	1,593	100.00%		400	1,139	52	2	0
Overvotes	0			0	0	0	0	0
Undervotes	85			35	48	2	0	0
Contest Totals	1,678			435	1,187	54	2	0

## PCT 237

### U. S. Representative District 3

Vote For 1

	TOTAL	VOTE %	Election Day	Early Voting	Ballot By Mail	Provisional Ballots	Limited Ballots
REP Keith Self	507	51.37%	160	338	8	1	0
DEM Sandeep Srivastava	463	46.91%	126	324	13	0	0
LIB Christopher Claytor	17	1.72%	4	13	0	0	0
Total Votes Cast	987	100.00%	290	675	21	1	0
Overvotes	0		0	0	0	0	0
Undervotes	24		7	17	0	0	0
Contest Totals	1,011		297	692	21	1	0

### Governor

Vote For 1

	TOTAL	VOTE %	Election Day	Early Voting	Ballot By Mail	Provisional Ballots	Limited Ballots
REP Greg Abbott	495	49.20%	155	331	8	1	0
DEM Beto O'Rourke	501	49.80%	137	351	13	0	0
LIB Mark Tippetts	7	0.70%	1	6	0	0	0
GRN Delilah Barrios	2	0.20%	0	2	0	0	0
Write-In Totals	1	0.10%	0	1	0	0	0
Total Votes Cast	1,006	100.00%	293	691	21	1	0
Overvotes	0		0	0	0	0	0
Undervotes	5		4	1	0	0	0
Contest Totals	1,011		297	692	21	1	0

### Lieutenant Governor

Vote For 1

	TOTAL	VOTE %	Election Day	Early Voting	Ballot By Mail	Provisional Ballots	Limited Ballots
REP Dan Patrick	483	48.84%	152	322	8	1	0
DEM Mike Collier	489	49.44%	128	348	13	0	0
LIB Shanna Steele	17	1.72%	7	10	0	0	0
Total Votes Cast	989	100.00%	287	680	21	1	0
Overvotes	0		0	0	0	0	0
Undervotes	22		10	12	0	0	0
Contest Totals	1,011		297	692	21	1	0

### Attorney General

Vote For 1

	TOTAL	VOTE %	Election Day	Early Voting	Ballot By Mail	Provisional Ballots	Limited Ballots
REP Ken Paxton	474	48.32%	148	321	4	1	0
DEM Rochelle Mercedes Garza	476	48.52%	128	335	13	0	0
LIB Mark Ash	31	3.16%	9	18	4	0	0
Total Votes Cast	981	100.00%	285	674	21	1	0
Overvotes	0		0	0	0	0	0
Undervotes	30		12	18	0	0	0
Contest Totals	1,011		297	692	21	1	0

## PCT 237

### Comptroller of Public Accounts

Vote For 1

	TOTAL	VOTE %	Election Day	Early Voting	Ballot By Mail	Provisional Ballots	Limited Ballots
REP Glenn Hegar	499	51.13%	152	338	8	1	0
DEM Janet T. Dudding	454	46.52%	123	318	13	0	0
LIB V. Alonzo Echevarria-Garza	23	2.36%	10	13	0	0	0
Total Votes Cast	976	100.00%	285	669	21	1	0
Overvotes	0		0	0	0	0	0
Undervotes	35		12	23	0	0	0
Contest Totals	1,011		297	692	21	1	0

### Commissioner of the General Land Office

Vote For 1

	TOTAL	VOTE %	Election Day	Early Voting	Ballot By Mail	Provisional Ballots	Limited Ballots
REP Dawn Buckingham	492	50.67%	155	330	6	1	0
DEM Jay Kleberg	468	48.20%	124	329	15	0	0
GRN Alfred Molison, Jr	9	0.93%	6	3	0	0	0
Write-In Totals	2	0.21%	0	2	0	0	0
Total Votes Cast	971	100.00%	285	664	21	1	0
Overvotes	0		0	0	0	0	0
Undervotes	40		12	28	0	0	0
Contest Totals	1,011		297	692	21	1	0

### Commissioner of Agriculture

Vote For 1

	TOTAL	VOTE %	Election Day	Early Voting	Ballot By Mail	Provisional Ballots	Limited Ballots
REP Sid Miller	490	50.62%	153	330	6	1	0
DEM Susan Hays	478	49.38%	130	333	15	0	0
Total Votes Cast	968	100.00%	283	663	21	1	0
Overvotes	0		0	0	0	0	0
Undervotes	43		14	29	0	0	0
Contest Totals	1,011		297	692	21	1	0

### Railroad Commissioner

Vote For 1

	TOTAL	VOTE %	Election Day	Early Voting	Ballot By Mail	Provisional Ballots	Limited Ballots
REP Wayne Christian	494	50.77%	153	334	6	1	0
DEM Luke Warford	454	46.66%	118	321	15	0	0
LIB Jaime Andres Diez	19	1.95%	10	9	0	0	0
GRN Hunter Wayne Crow	6	0.62%	2	4	0	0	0
Total Votes Cast	973	100.00%	283	668	21	1	0
Overvotes	0		0	0	0	0	0
Undervotes	38		14	24	0	0	0
Contest Totals	1,011		297	692	21	1	0

## PCT 237

### Justice, Supreme Court, Place 3

Vote For 1

	TOTAL	VOTE %	Election Day	Early Voting	Ballot By Mail	Provisional Ballots	Limited Ballots
REP Debra Lehrmann	499	51.13%	162	328	8	1	0
DEM Erin A. Nowell	467	47.85%	124	330	13	0	0
LIB Thomas Edward Oxford	10	1.02%	4	6	0	0	0
Total Votes Cast	976	100.00%	290	664	21	1	0
Overvotes	0		0	0	0	0	0
Undervotes	35		7	28	0	0	0
Contest Totals	1,011		297	692	21	1	0

### Justice, Supreme Court, Place 5

Vote For 1

	TOTAL	VOTE %	Election Day	Early Voting	Ballot By Mail	Provisional Ballots	Limited Ballots
REP Rebeca Huddle	509	52.31%	165	335	8	1	0
DEM Amanda Reichel	464	47.69%	124	327	13	0	0
Total Votes Cast	973	100.00%	289	662	21	1	0
Overvotes	0		0	0	0	0	0
Undervotes	38		8	30	0	0	0
Contest Totals	1,011		297	692	21	1	0

### Justice, Supreme Court, Place 9

Vote For 1

	TOTAL	VOTE %	Election Day	Early Voting	Ballot By Mail	Provisional Ballots	Limited Ballots
REP Evan Young	499	51.28%	160	330	8	1	0
DEM Julia Maldonado	474	48.72%	127	334	13	0	0
Total Votes Cast	973	100.00%	287	664	21	1	0
Overvotes	0		0	0	0	0	0
Undervotes	38		10	28	0	0	0
Contest Totals	1,011		297	692	21	1	0

### Judge, Court of Criminal Appeals, Place 5

Vote For 1

	TOTAL	VOTE %	Election Day	Early Voting	Ballot By Mail	Provisional Ballots	Limited Ballots
REP Scott Walker	494	51.09%	162	325	6	1	0
DEM Dana Huffman	473	48.91%	125	335	13	0	0
Total Votes Cast	967	100.00%	287	660	19	1	0
Overvotes	0		0	0	0	0	0
Undervotes	44		10	32	2	0	0
Contest Totals	1,011		297	692	21	1	0



**PCT 237**

**Judge, Court of Criminal Appeals, Place 6**

Vote For 1

	TOTAL	VOTE %	Election Day	Early Voting	Ballot By Mail	Provisional Ballots	Limited Ballots
REP Jesse F. McClure, III	489	50.83%	157	325	6	1	0
DEM Robert Johnson	473	49.17%	129	331	13	0	0
Total Votes Cast	962	100.00%	286	656	19	1	0
Overvotes	0		0	0	0	0	0
Undervotes	49		11	36	2	0	0
Contest Totals	1,011		297	692	21	1	0

**Member, State Board of Education, District 12 CCD**

Vote For 1

	TOTAL	VOTE %	Election Day	Early Voting	Ballot By Mail	Provisional Ballots	Limited Ballots
REP Pam Little	486	50.26%	151	326	8	1	0
DEM Alex Cornwallis	459	47.47%	122	324	13	0	0
LIB Christy Mowrey	20	2.07%	11	9	0	0	0
Write-In Totals	2	0.21%	0	2	0	0	0
Total Votes Cast	967	100.00%	284	661	21	1	0
Overvotes	0		0	0	0	0	0
Undervotes	44		13	31	0	0	0
Contest Totals	1,011		297	692	21	1	0

**State Senator, District 8**

Vote For 1

	TOTAL	VOTE %	Election Day	Early Voting	Ballot By Mail	Provisional Ballots	Limited Ballots
REP Angela Paxton	488	50.05%	153	326	8	1	0
DEM Jonathan Cocks	470	48.21%	123	334	13	0	0
LIB Edward Kless	17	1.74%	9	8	0	0	0
Total Votes Cast	975	100.00%	285	668	21	1	0
Overvotes	0		0	0	0	0	0
Undervotes	36		12	24	0	0	0
Contest Totals	1,011		297	692	21	1	0

**Justice, 5th Court of Appeals District, Place 4**

Vote For 1

	TOTAL	VOTE %	Election Day	Early Voting	Ballot By Mail	Provisional Ballots	Limited Ballots
REP Emily A. Miskel	489	50.83%	156	326	6	1	0
DEM Maricela Moore	473	49.17%	127	333	13	0	0
Total Votes Cast	962	100.00%	283	659	19	1	0
Overvotes	0		0	0	0	0	0
Undervotes	49		14	33	2	0	0
Contest Totals	1,011		297	692	21	1	0

## PCT 237

### Justice, 5th Court of Appeals District, Place 7

Vote For 1

	TOTAL	VOTE %	Election Day	Early Voting	Ballot By Mail	Provisional Ballots	Limited Ballots
REP Kristina Williams	488	50.68%	156	325	6	1	0
DEM Nancy Kennedy	475	49.32%	127	335	13	0	0
Total Votes Cast	963	100.00%	283	660	19	1	0
Overvotes	0		0	0	0	0	0
Undervotes	48		14	32	2	0	0
Contest Totals	1,011		297	692	21	1	0

### County Judge CCD

Vote For 1

	TOTAL	VOTE %	Election Day	Early Voting	Ballot By Mail	Provisional Ballots	Limited Ballots
REP Chris Hill	493	50.67%	157	327	8	1	0
DEM Joshua Murray	480	49.33%	131	336	13	0	0
Total Votes Cast	973	100.00%	288	663	21	1	0
Overvotes	0		0	0	0	0	0
Undervotes	38		9	29	0	0	0
Contest Totals	1,011		297	692	21	1	0

### District Clerk CCD

Vote For 1

	TOTAL	VOTE %	Election Day	Early Voting	Ballot By Mail	Provisional Ballots	Limited Ballots
REP Mike Gould	496	51.51%	158	327	10	1	0
DEM David Brignac	467	48.49%	130	326	11	0	0
Total Votes Cast	963	100.00%	288	653	21	1	0
Overvotes	0		0	0	0	0	0
Undervotes	48		9	39	0	0	0
Contest Totals	1,011		297	692	21	1	0

### Justice of the Peace, Precinct 3

Vote For 1

	TOTAL	VOTE %	Election Day	Early Voting	Ballot By Mail	Provisional Ballots	Limited Ballots
REP Mike Missildine	489	50.88%	160	320	8	1	0
DEM Irvin Lynn Barrett	472	49.12%	126	333	13	0	0
Total Votes Cast	961	100.00%	286	653	21	1	0
Overvotes	0		0	0	0	0	0
Undervotes	50		11	39	0	0	0
Contest Totals	1,011		297	692	21	1	0

## PCT 237

### Wylie ISD - Trustee, Place 1

Vote For 1

	TOTAL	VOTE %	Election Day	Early Voting	Ballot By Mail	Provisional Ballots	Limited Ballots
Jill Palmer	303	35.27%	103	192	7	1	0
Stacie Smith	556	64.73%	139	404	13	0	0
Total Votes Cast	859	100.00%	242	596	20	1	0
Overvotes	0		0	0	0	0	0
Undervotes	152		55	96	1	0	0
Contest Totals	1,011		297	692	21	1	0

### Wylie ISD - Trustee, Place 2

Vote For 1

	TOTAL	VOTE %	Election Day	Early Voting	Ballot By Mail	Provisional Ballots	Limited Ballots
Jeffrey Keech	290	34.65%	96	188	5	1	0
Mike Williams	547	65.35%	142	390	15	0	0
Total Votes Cast	837	100.00%	238	578	20	1	0
Overvotes	0		0	0	0	0	0
Undervotes	174		59	114	1	0	0
Contest Totals	1,011		297	692	21	1	0

### Wylie ISD - Trustee, Place 5

Vote For 1

	TOTAL	VOTE %	Election Day	Early Voting	Ballot By Mail	Provisional Ballots	Limited Ballots
Virgie Montgomery	541	62.11%	143	385	12	1	0
Kevin Brooks	330	37.89%	111	211	8	0	0
Total Votes Cast	871	100.00%	254	596	20	1	0
Overvotes	0		0	0	0	0	0
Undervotes	140		43	96	1	0	0
Contest Totals	1,011		297	692	21	1	0

### Wylie ISD - Trustee, Place 6

Vote For 1

	TOTAL	VOTE %	Election Day	Early Voting	Ballot By Mail	Provisional Ballots	Limited Ballots
Jacob Day	523	63.09%	132	373	17	1	0
Michael Schwerin	306	36.91%	106	196	4	0	0
Total Votes Cast	829	100.00%	238	569	21	1	0
Overvotes	0		0	0	0	0	0
Undervotes	182		59	123	0	0	0
Contest Totals	1,011		297	692	21	1	0

## PCT 238

### U. S. Representative District 3

Vote For 1

	TOTAL	VOTE %	Election Day	Early Voting	Ballot By Mail	Provisional Ballots	Limited Ballots
REP Keith Self	752	44.60%	248	483	21	0	0
DEM Sandeep Srivastava	876	51.96%	263	601	10	2	0
LIB Christopher Claytor	58	3.44%	22	36	0	0	0
Total Votes Cast	1,686	100.00%	533	1,120	31	2	0
Overvotes	0		0	0	0	0	0
Undervotes	29		5	21	3	0	0
Contest Totals	1,715		538	1,141	34	2	0

### Governor

Vote For 1

	TOTAL	VOTE %	Election Day	Early Voting	Ballot By Mail	Provisional Ballots	Limited Ballots
REP Greg Abbott	749	43.75%	240	490	19	0	0
DEM Beto O'Rourke	945	55.20%	293	635	15	2	0
LIB Mark Tippetts	13	0.76%	3	10	0	0	0
GRN Delilah Barrios	5	0.29%	1	4	0	0	0
Write-In Totals	0	0.00%	0	0	0	0	0
Total Votes Cast	1,712	100.00%	537	1,139	34	2	0
Overvotes	0		0	0	0	0	0
Undervotes	3		1	2	0	0	0
Contest Totals	1,715		538	1,141	34	2	0

### Lieutenant Governor

Vote For 1

	TOTAL	VOTE %	Election Day	Early Voting	Ballot By Mail	Provisional Ballots	Limited Ballots
REP Dan Patrick	733	43.24%	241	473	19	0	0
DEM Mike Collier	912	53.81%	270	626	14	2	0
LIB Shanna Steele	50	2.95%	21	29	0	0	0
Total Votes Cast	1,695	100.00%	532	1,128	33	2	0
Overvotes	0		0	0	0	0	0
Undervotes	20		6	13	1	0	0
Contest Totals	1,715		538	1,141	34	2	0

### Attorney General

Vote For 1

	TOTAL	VOTE %	Election Day	Early Voting	Ballot By Mail	Provisional Ballots	Limited Ballots
REP Ken Paxton	719	42.52%	244	460	15	0	0
DEM Rochelle Mercedes Garza	918	54.29%	270	628	18	2	0
LIB Mark Ash	54	3.19%	17	37	0	0	0
Total Votes Cast	1,691	100.00%	531	1,125	33	2	0
Overvotes	0		0	0	0	0	0
Undervotes	24		7	16	1	0	0
Contest Totals	1,715		538	1,141	34	2	0

## PCT 238

### Comptroller of Public Accounts

Vote For 1

	TOTAL	VOTE %	Election Day	Early Voting	Ballot By Mail	Provisional Ballots	Limited Ballots
REP Glenn Hegar	767	45.79%	248	501	18	0	0
DEM Janet T. Dudding	866	51.70%	255	593	16	2	0
LIB V. Alonzo Echevarria-Garza	42	2.51%	18	24	0	0	0
Total Votes Cast	1,675	100.00%	521	1,118	34	2	0
Overvotes	0		0	0	0	0	0
Undervotes	40		17	23	0	0	0
Contest Totals	1,715		538	1,141	34	2	0

### Commissioner of the General Land Office

Vote For 1

	TOTAL	VOTE %	Election Day	Early Voting	Ballot By Mail	Provisional Ballots	Limited Ballots
REP Dawn Buckingham	772	46.28%	256	496	20	0	0
DEM Jay Kleberg	872	52.28%	254	602	14	2	0
GRN Alfred Molison, Jr	23	1.38%	9	14	0	0	0
Write-In Totals	1	0.06%	1	0	0	0	0
Total Votes Cast	1,668	100.00%	520	1,112	34	2	0
Overvotes	0		0	0	0	0	0
Undervotes	47		18	29	0	0	0
Contest Totals	1,715		538	1,141	34	2	0

### Commissioner of Agriculture

Vote For 1

	TOTAL	VOTE %	Election Day	Early Voting	Ballot By Mail	Provisional Ballots	Limited Ballots
REP Sid Miller	774	46.68%	256	500	18	0	0
DEM Susan Hays	884	53.32%	257	609	16	2	0
Total Votes Cast	1,658	100.00%	513	1,109	34	2	0
Overvotes	0		0	0	0	0	0
Undervotes	57		25	32	0	0	0
Contest Totals	1,715		538	1,141	34	2	0

### Railroad Commissioner

Vote For 1

	TOTAL	VOTE %	Election Day	Early Voting	Ballot By Mail	Provisional Ballots	Limited Ballots
REP Wayne Christian	754	45.15%	250	484	20	0	0
DEM Luke Warford	844	50.54%	241	587	14	2	0
LIB Jaime Andres Diez	56	3.35%	22	34	0	0	0
GRN Hunter Wayne Crow	16	0.96%	6	10	0	0	0
Total Votes Cast	1,670	100.00%	519	1,115	34	2	0
Overvotes	0		0	0	0	0	0
Undervotes	45		19	26	0	0	0
Contest Totals	1,715		538	1,141	34	2	0

## PCT 238

### Justice, Supreme Court, Place 3

Vote For 1

	TOTAL	VOTE %		Election Day	Early Voting	Ballot By Mail	Provisional Ballots	Limited Ballots
REP Debra Lehrmann	758	45.36%	<div style="width: 45.36%;"><div style="width: 45.36%;"></div></div>	241	498	19	0	0
DEM Erin A. Nowell	882	52.78%	<div style="width: 52.78%;"><div style="width: 52.78%;"></div></div>	269	596	15	2	0
LIB Thomas Edward Oxford	31	1.86%	<div style="width: 1.86%;"><div style="width: 1.86%;"></div></div>	12	19	0	0	0
Total Votes Cast	1,671	100.00%	<div style="width: 100.00%;"><div style="width: 100.00%;"></div></div>	522	1,113	34	2	0
Overvotes	0			0	0	0	0	0
Undervotes	44			16	28	0	0	0
Contest Totals	1,715			538	1,141	34	2	0

### Justice, Supreme Court, Place 5

Vote For 1

	TOTAL	VOTE %		Election Day	Early Voting	Ballot By Mail	Provisional Ballots	Limited Ballots
REP Rebeca Huddle	777	46.61%	<div style="width: 46.61%;"><div style="width: 46.61%;"></div></div>	255	503	19	0	0
DEM Amanda Reichel	890	53.39%	<div style="width: 53.39%;"><div style="width: 53.39%;"></div></div>	264	609	15	2	0
Total Votes Cast	1,667	100.00%	<div style="width: 100.00%;"><div style="width: 100.00%;"></div></div>	519	1,112	34	2	0
Overvotes	0			0	0	0	0	0
Undervotes	48			19	29	0	0	0
Contest Totals	1,715			538	1,141	34	2	0

### Justice, Supreme Court, Place 9

Vote For 1

	TOTAL	VOTE %		Election Day	Early Voting	Ballot By Mail	Provisional Ballots	Limited Ballots
REP Evan Young	763	45.96%	<div style="width: 45.96%;"><div style="width: 45.96%;"></div></div>	248	496	19	0	0
DEM Julia Maldonado	897	54.04%	<div style="width: 54.04%;"><div style="width: 54.04%;"></div></div>	269	611	15	2	0
Total Votes Cast	1,660	100.00%	<div style="width: 100.00%;"><div style="width: 100.00%;"></div></div>	517	1,107	34	2	0
Overvotes	0			0	0	0	0	0
Undervotes	55			21	34	0	0	0
Contest Totals	1,715			538	1,141	34	2	0

### Judge, Court of Criminal Appeals, Place 5




Vote For 1

	TOTAL	VOTE %		Election Day	Early Voting	Ballot By Mail	Provisional Ballots	Limited Ballots
REP Scott Walker	774	46.51%	<div style="width: 46.51%;"><div style="width: 46.51%;"></div></div>	253	502	19	0	0
DEM Dana Huffman	890	53.49%	<div style="width: 53.49%;"><div style="width: 53.49%;"></div></div>	266	607	15	2	0
Total Votes Cast	1,664	100.00%	<div style="width: 100.00%;"><div style="width: 100.00%;"></div></div>	519	1,109	34	2	0
Overvotes	0			0	0	0	0	0
Undervotes	51			19	32	0	0	0
Contest Totals	1,715			538	1,141	34	2	0

## PCT 238






### Judge, Court of Criminal Appeals, Place 6

Vote For 1

	TOTAL	VOTE %		Election Day	Early Voting	Ballot By Mail	Provisional Ballots	Limited Ballots
REP Jesse F. McClure, III	769	46.44%		251	499	19	0	0
DEM Robert Johnson	887	53.56%		266	604	15	2	0
Total Votes Cast	1,656	100.00%		517	1,103	34	2	0
Overvotes	0			0	0	0	0	0
Undervotes	59			21	38	0	0	0
Contest Totals	1,715			538	1,141	34	2	0





### Member, State Board of Education, District 12 CCD

Vote For 1

	TOTAL	VOTE %		Election Day	Early Voting	Ballot By Mail	Provisional Ballots	Limited Ballots
REP Pam Little	739	44.36%		240	478	21	0	0
DEM Alex Cornwallis	871	52.28%		257	599	13	2	0
LIB Christy Mowrey	56	3.36%		23	33	0	0	0
Write-In Totals	0	0.00%		0	0	0	0	0
Total Votes Cast	1,666	100.00%		520	1,110	34	2	0
Overvotes	0			0	0	0	0	0
Undervotes	49			18	31	0	0	0
Contest Totals	1,715			538	1,141	34	2	0




### State Senator, District 8

Vote For 1

	TOTAL	VOTE %		Election Day	Early Voting	Ballot By Mail	Provisional Ballots	Limited Ballots
REP Angela Paxton	737	44.26%		251	468	17	1	0
DEM Jonathan Cocks	886	53.21%		256	612	17	1	0
LIB Edward Kless	42	2.52%		15	27	0	0	0
Total Votes Cast	1,665	100.00%		522	1,107	34	2	0
Overvotes	0			0	0	0	0	0
Undervotes	50			16	34	0	0	0
Contest Totals	1,715			538	1,141	34	2	0

### State Representative, District 61

Vote For 1

	TOTAL	VOTE %		Election Day	Early Voting	Ballot By Mail	Provisional Ballots	Limited Ballots
REP Frederick Frazier	762	45.68%		254	487	21	0	0
DEM Sheena King	906	54.32%		268	623	13	2	0
Total Votes Cast	1,668	100.00%		522	1,110	34	2	0
Overvotes	0			0	0	0	0	0
Undervotes	47			16	31	0	0	0
Contest Totals	1,715			538	1,141	34	2	0

## PCT 238

### Justice, 5th Court of Appeals District, Place 4

Vote For 1

	TOTAL	VOTE %		Election Day	Early Voting	Ballot By Mail	Provisional Ballots	Limited Ballots
REP Emily A. Miskel	768	46.46%	<div style="width: 46.46%;"><div style="width: 46.46%;"></div></div>	252	497	19	0	0
DEM Maricela Moore	885	53.54%	<div style="width: 53.54%;"><div style="width: 53.54%;"></div></div>	265	603	15	2	0
Total Votes Cast	1,653	100.00%	<div style="width: 100.00%;"><div style="width: 100.00%;"></div></div>	517	1,100	34	2	0
Overvotes	0			0	0	0	0	0
Undervotes	62			21	41	0	0	0
Contest Totals	1,715			538	1,141	34	2	0

### Justice, 5th Court of Appeals District, Place 7

Vote For 1

	TOTAL	VOTE %		Election Day	Early Voting	Ballot By Mail	Provisional Ballots	Limited Ballots
REP Kristina Williams	767	46.29%	<div style="width: 46.29%;"><div style="width: 46.29%;"></div></div>	253	494	20	0	0
DEM Nancy Kennedy	890	53.71%	<div style="width: 53.71%;"><div style="width: 53.71%;"></div></div>	265	609	14	2	0
Total Votes Cast	1,657	100.00%	<div style="width: 100.00%;"><div style="width: 100.00%;"></div></div>	518	1,103	34	2	0
Overvotes	0			0	0	0	0	0
Undervotes	58			20	38	0	0	0
Contest Totals	1,715			538	1,141	34	2	0

### County Judge CCD

Vote For 1

	TOTAL	VOTE %		Election Day	Early Voting	Ballot By Mail	Provisional Ballots	Limited Ballots
REP Chris Hill	778	46.78%	<div style="width: 46.78%;"><div style="width: 46.78%;"></div></div>	260	501	17	0	0
DEM Joshua Murray	885	53.22%	<div style="width: 53.22%;"><div style="width: 53.22%;"></div></div>	258	610	15	2	0
Total Votes Cast	1,663	100.00%	<div style="width: 100.00%;"><div style="width: 100.00%;"></div></div>	518	1,111	32	2	0
Overvotes	0			0	0	0	0	0
Undervotes	52			20	30	2	0	0
Contest Totals	1,715			538	1,141	34	2	0

### District Clerk CCD

Vote For 1




	TOTAL	VOTE %		Election Day	Early Voting	Ballot By Mail	Provisional Ballots	Limited Ballots
REP Mike Gould	787	47.38%	<div style="width: 47.38%;"><div style="width: 47.38%;"></div></div>	266	501	20	0	0
DEM David Brignac	874	52.62%	<div style="width: 52.62%;"><div style="width: 52.62%;"></div></div>	252	607	13	2	0
Total Votes Cast	1,661	100.00%	<div style="width: 100.00%;"><div style="width: 100.00%;"></div></div>	518	1,108	33	2	0
Overvotes	0			0	0	0	0	0
Undervotes	54			20	33	1	0	0
Contest Totals	1,715			538	1,141	34	2	0



## PCT 238

### McKinney, City of - Local Option Election

Vote For 1

	TOTAL	VOTE %		Election Day	Early Voting	Ballot By Mail	Provisional Ballots	Limited Ballots
For	1,195	73.22%		363	801	29	2	0
Against	437	26.78%		143	290	4	0	0
Total Votes Cast	1,632	100.00%		506	1,091	33	2	0
Overvotes	0			0	0	0	0	0
Undervotes	83			32	50	1	0	0
Contest Totals	1,715			538	1,141	34	2	0

## PCT 239

### U. S. Representative District 3

Vote For 1

	TOTAL	VOTE %	Election Day	Early Voting	Ballot By Mail	Provisional Ballots	Limited Ballots
REP Keith Self	1,606	71.25%	406	1,168	32	0	0
DEM Sandeep Srivastava	597	26.49%	147	427	23	0	0
LIB Christopher Claytor	51	2.26%	23	28	0	0	0
Total Votes Cast	2,254	100.00%	576	1,623	55	0	0
Overvotes	0		0	0	0	0	0
Undervotes	30		11	17	2	0	0
Contest Totals	2,284		587	1,640	57	0	0

### Governor

Vote For 1

	TOTAL	VOTE %	Election Day	Early Voting	Ballot By Mail	Provisional Ballots	Limited Ballots
REP Greg Abbott	1,593	69.93%	402	1,157	34	0	0
DEM Beto O'Rourke	654	28.71%	168	463	23	0	0
LIB Mark Tippetts	20	0.88%	11	9	0	0	0
GRN Delilah Barrios	9	0.40%	2	7	0	0	0
Write-In Totals	2	0.09%	2	0	0	0	0
Total Votes Cast	2,278	100.00%	585	1,636	57	0	0
Overvotes	0		0	0	0	0	0
Undervotes	6		2	4	0	0	0
Contest Totals	2,284		587	1,640	57	0	0

### Lieutenant Governor

Vote For 1

	TOTAL	VOTE %	Election Day	Early Voting	Ballot By Mail	Provisional Ballots	Limited Ballots
REP Dan Patrick	1,559	68.83%	393	1,134	32	0	0
DEM Mike Collier	653	28.83%	164	465	24	0	0
LIB Shanna Steele	53	2.34%	20	33	0	0	0
Total Votes Cast	2,265	100.00%	577	1,632	56	0	0
Overvotes	0		0	0	0	0	0
Undervotes	19		10	8	1	0	0
Contest Totals	2,284		587	1,640	57	0	0

### Attorney General

Vote For 1

	TOTAL	VOTE %	Election Day	Early Voting	Ballot By Mail	Provisional Ballots	Limited Ballots
REP Ken Paxton	1,531	68.10%	390	1,112	29	0	0
DEM Rochelle Mercedes Garza	658	29.27%	167	468	23	0	0
LIB Mark Ash	59	2.62%	15	43	1	0	0
Total Votes Cast	2,248	100.00%	572	1,623	53	0	0
Overvotes	0		0	0	0	0	0
Undervotes	36		15	17	4	0	0
Contest Totals	2,284		587	1,640	57	0	0

## PCT 239

### Comptroller of Public Accounts

Vote For 1

	TOTAL	VOTE %	Election Day	Early Voting	Ballot By Mail	Provisional Ballots	Limited Ballots
REP Glenn Hegar	1,619	72.12%	410	1,175	34	0	0
DEM Janet T. Dudding	589	26.24%	141	427	21	0	0
LIB V. Alonzo Echevarria-Garza	37	1.65%	15	22	0	0	0
Total Votes Cast	2,245	100.00%	566	1,624	55	0	0
Overvotes	0		0	0	0	0	0
Undervotes	39		21	16	2	0	0
Contest Totals	2,284		587	1,640	57	0	0

### Commissioner of the General Land Office

Vote For 1

	TOTAL	VOTE %	Election Day	Early Voting	Ballot By Mail	Provisional Ballots	Limited Ballots
REP Dawn Buckingham	1,621	72.46%	408	1,181	32	0	0
DEM Jay Kleberg	596	26.64%	149	425	22	0	0
GRN Alfred Molison, Jr	18	0.80%	8	10	0	0	0
Write-In Totals	2	0.09%	0	2	0	0	0
Total Votes Cast	2,237	100.00%	565	1,618	54	0	0
Overvotes	0		0	0	0	0	0
Undervotes	47		22	22	3	0	0
Contest Totals	2,284		587	1,640	57	0	0

### Commissioner of Agriculture

Vote For 1

	TOTAL	VOTE %	Election Day	Early Voting	Ballot By Mail	Provisional Ballots	Limited Ballots
REP Sid Miller	1,624	72.56%	414	1,178	32	0	0
DEM Susan Hays	614	27.44%	150	442	22	0	0
Total Votes Cast	2,238	100.00%	564	1,620	54	0	0
Overvotes	0		0	0	0	0	0
Undervotes	46		23	20	3	0	0
Contest Totals	2,284		587	1,640	57	0	0

### Railroad Commissioner

Vote For 1

	TOTAL	VOTE %	Election Day	Early Voting	Ballot By Mail	Provisional Ballots	Limited Ballots
REP Wayne Christian	1,596	71.35%	400	1,164	32	0	0
DEM Luke Warford	576	25.75%	136	418	22	0	0
LIB Jaime Andres Diez	48	2.15%	20	28	0	0	0
GRN Hunter Wayne Crow	17	0.76%	5	12	0	0	0
Total Votes Cast	2,237	100.00%	561	1,622	54	0	0
Overvotes	0		0	0	0	0	0
Undervotes	47		26	18	3	0	0
Contest Totals	2,284		587	1,640	57	0	0

**PCT 239**

**Justice, Supreme Court, Place 3**

Vote For 1

	TOTAL	VOTE %	Election Day	Early Voting	Ballot By Mail	Provisional Ballots	Limited Ballots
REP Debra Lehrmann	1,595	71.14%	400	1,162	33	0	0
DEM Erin A. Nowell	610	27.21%	150	438	22	0	0
LIB Thomas Edward Oxford	37	1.65%	18	19	0	0	0
Total Votes Cast	2,242	100.00%	568	1,619	55	0	0
Overvotes	0		0	0	0	0	0
Undervotes	42		19	21	2	0	0
Contest Totals	2,284		587	1,640	57	0	0

**Justice, Supreme Court, Place 5**

Vote For 1

	TOTAL	VOTE %	Election Day	Early Voting	Ballot By Mail	Provisional Ballots	Limited Ballots
REP Rebeca Huddle	1,619	72.37%	413	1,173	33	0	0
DEM Amanda Reichel	618	27.63%	153	443	22	0	0
Total Votes Cast	2,237	100.00%	566	1,616	55	0	0
Overvotes	0		0	0	0	0	0
Undervotes	47		21	24	2	0	0
Contest Totals	2,284		587	1,640	57	0	0

**Justice, Supreme Court, Place 9**

Vote For 1

	TOTAL	VOTE %	Election Day	Early Voting	Ballot By Mail	Provisional Ballots	Limited Ballots
REP Evan Young	1,605	71.84%	406	1,166	33	0	0
DEM Julia Maldonado	629	28.16%	160	447	22	0	0
Total Votes Cast	2,234	100.00%	566	1,613	55	0	0
Overvotes	0		0	0	0	0	0
Undervotes	50		21	27	2	0	0
Contest Totals	2,284		587	1,640	57	0	0

**Judge, Court of Criminal Appeals, Place 5**

Vote For 1

	TOTAL	VOTE %	Election Day	Early Voting	Ballot By Mail	Provisional Ballots	Limited Ballots
REP Scott Walker	1,609	72.12%	409	1,167	33	0	0
DEM Dana Huffman	622	27.88%	155	446	21	0	0
Total Votes Cast	2,231	100.00%	564	1,613	54	0	0
Overvotes	0		0	0	0	0	0
Undervotes	53		23	27	3	0	0
Contest Totals	2,284		587	1,640	57	0	0

## PCT 239

### Judge, Court of Criminal Appeals, Place 6

Vote For 1

	TOTAL	VOTE %		Election Day	Early Voting	Ballot By Mail	Provisional Ballots	Limited Ballots
REP Jesse F. McClure, III	1,615	72.65%		406	1,176	33	0	0
DEM Robert Johnson	608	27.35%		152	435	21	0	0
Total Votes Cast	2,223	100.00%		558	1,611	54	0	0
Overvotes	0			0	0	0	0	0
Undervotes	61			29	29	3	0	0
Contest Totals	2,284			587	1,640	57	0	0

### Member, State Board of Education, District 12 CCD

Vote For 1

	TOTAL	VOTE %		Election Day	Early Voting	Ballot By Mail	Provisional Ballots	Limited Ballots
REP Pam Little	1,581	70.68%		394	1,154	33	0	0
DEM Alex Cornwallis	599	26.78%		151	427	21	0	0
LIB Christy Mowrey	56	2.50%		22	34	0	0	0
Write-In Totals	1	0.04%		0	1	0	0	0
Total Votes Cast	2,237	100.00%		567	1,616	54	0	0
Overvotes	0			0	0	0	0	0
Undervotes	47			20	24	3	0	0
Contest Totals	2,284			587	1,640	57	0	0

### State Senator, District 8

Vote For 1

	TOTAL	VOTE %		Election Day	Early Voting	Ballot By Mail	Provisional Ballots	Limited Ballots
REP Angela Paxton	1,565	69.80%		391	1,146	28	0	0
DEM Jonathan Cocks	626	27.92%		155	448	23	0	0
LIB Edward Kless	51	2.27%		21	29	1	0	0
Total Votes Cast	2,242	100.00%		567	1,623	52	0	0
Overvotes	0			0	0	0	0	0
Undervotes	42			20	17	5	0	0
Contest Totals	2,284			587	1,640	57	0	0

### State Representative, District 66

Vote For 1

	TOTAL	VOTE %		Election Day	Early Voting	Ballot By Mail	Provisional Ballots	Limited Ballots
REP Matt Shaheen	1,610	72.49%		405	1,172	33	0	0
DEM Jesse Ringness	611	27.51%		154	435	22	0	0
Total Votes Cast	2,221	100.00%		559	1,607	55	0	0
Overvotes	0			0	0	0	0	0
Undervotes	63			28	33	2	0	0
Contest Totals	2,284			587	1,640	57	0	0

## PCT 239

### Justice, 5th Court of Appeals District, Place 4

Vote For 1

	TOTAL	VOTE %	Election Day	Early Voting	Ballot By Mail	Provisional Ballots	Limited Ballots
REP Emily A. Miskel	1,608	72.40%	402	1,174	32	0	0
DEM Maricela Moore	613	27.60%	156	435	22	0	0
Total Votes Cast	2,221	100.00%	558	1,609	54	0	0
Overvotes	0		0	0	0	0	0
Undervotes	63		29	31	3	0	0
Contest Totals	2,284		587	1,640	57	0	0

### Justice, 5th Court of Appeals District, Place 7

Vote For 1

	TOTAL	VOTE %	Election Day	Early Voting	Ballot By Mail	Provisional Ballots	Limited Ballots
REP Kristina Williams	1,604	72.03%	403	1,169	32	0	0
DEM Nancy Kennedy	623	27.97%	155	446	22	0	0
Total Votes Cast	2,227	100.00%	558	1,615	54	0	0
Overvotes	0		0	0	0	0	0
Undervotes	57		29	25	3	0	0
Contest Totals	2,284		587	1,640	57	0	0

### County Judge CCD

Vote For 1

	TOTAL	VOTE %	Election Day	Early Voting	Ballot By Mail	Provisional Ballots	Limited Ballots
REP Chris Hill	1,627	72.70%	417	1,177	33	0	0
DEM Joshua Murray	611	27.30%	151	438	22	0	0
Total Votes Cast	2,238	100.00%	568	1,615	55	0	0
Overvotes	0		0	0	0	0	0
Undervotes	46		19	25	2	0	0
Contest Totals	2,284		587	1,640	57	0	0

### District Clerk CCD




Vote For 1

	TOTAL	VOTE %	Election Day	Early Voting	Ballot By Mail	Provisional Ballots	Limited Ballots
REP Mike Gould	1,626	73.01%	411	1,183	32	0	0
DEM David Brignac	601	26.99%	150	430	21	0	0
Total Votes Cast	2,227	100.00%	561	1,613	53	0	0
Overvotes	0		0	0	0	0	0
Undervotes	57		26	27	4	0	0
Contest Totals	2,284		587	1,640	57	0	0

## PCT 239

### Justice of the Peace, Precinct 4

Vote For 1

	TOTAL	VOTE %		Election Day	Early Voting	Ballot By Mail	Provisional Ballots	Limited Ballots
REP Vincent Venegoni	1,597	72.00%		406	1,158	33	0	0
DEM Adam Kern	621	28.00%		156	444	21	0	0
Total Votes Cast	2,218	100.00%		562	1,602	54	0	0
Overvotes	0			0	0	0	0	0
Undervotes	66			25	38	3	0	0
Contest Totals	2,284			587	1,640	57	0	0

## PCT 240

### U. S. Representative District 3

Vote For 1

	TOTAL	VOTE %	Election Day	Early Voting	Ballot By Mail	Provisional Ballots	Limited Ballots
REP Keith Self	2,383	72.19%	741	1,600	37	5	0
DEM Sandeep Srivastava	839	25.42%	228	590	20	1	0
LIB Christopher Claytor	79	2.39%	37	41	1	0	0
Total Votes Cast	3,301	100.00%	1,006	2,231	58	6	0
Overvotes	0		0	0	0	0	0
Undervotes	47		15	30	2	0	0
Contest Totals	3,348		1,021	2,261	60	6	0

### Governor

Vote For 1

	TOTAL	VOTE %	Election Day	Early Voting	Ballot By Mail	Provisional Ballots	Limited Ballots
REP Greg Abbott	2,368	70.83%	731	1,593	39	5	0
DEM Beto O'Rourke	933	27.91%	266	646	20	1	0
LIB Mark Tippetts	33	0.99%	16	16	1	0	0
GRN Delilah Barrios	7	0.21%	6	1	0	0	0
Write-In Totals	2	0.06%	0	2	0	0	0
Total Votes Cast	3,343	100.00%	1,019	2,258	60	6	0
Overvotes	0		0	0	0	0	0
Undervotes	5		2	3	0	0	0
Contest Totals	3,348		1,021	2,261	60	6	0

### Lieutenant Governor

Vote For 1

	TOTAL	VOTE %	Election Day	Early Voting	Ballot By Mail	Provisional Ballots	Limited Ballots
REP Dan Patrick	2,328	70.23%	724	1,563	37	4	0
DEM Mike Collier	916	27.63%	255	637	23	1	0
LIB Shanna Steele	71	2.14%	32	39	0	0	0
Total Votes Cast	3,315	100.00%	1,011	2,239	60	5	0
Overvotes	0		0	0	0	0	0
Undervotes	33		10	22	0	1	0
Contest Totals	3,348		1,021	2,261	60	6	0

### Attorney General

Vote For 1

	TOTAL	VOTE %	Election Day	Early Voting	Ballot By Mail	Provisional Ballots	Limited Ballots
REP Ken Paxton	2,311	69.76%	722	1,547	38	4	0
DEM Rochelle Mercedes Garza	926	27.95%	261	644	20	1	0
LIB Mark Ash	76	2.29%	29	46	1	0	0
Total Votes Cast	3,313	100.00%	1,012	2,237	59	5	0
Overvotes	0		0	0	0	0	0
Undervotes	35		9	24	1	1	0
Contest Totals	3,348		1,021	2,261	60	6	0



## PCT 240

### Comptroller of Public Accounts

Vote For 1

	TOTAL	VOTE %	Election Day	Early Voting	Ballot By Mail	Provisional Ballots	Limited Ballots
REP Glenn Hegar	2,399	72.76%	742	1,613	41	3	0
DEM Janet T. Dudding	831	25.20%	232	580	18	1	0
LIB V. Alonzo Echevarria-Garza	67	2.03%	29	37	0	1	0
Total Votes Cast	3,297	100.00%	1,003	2,230	59	5	0
Overvotes	0		0	0	0	0	0
Undervotes	51		18	31	1	1	0
Contest Totals	3,348		1,021	2,261	60	6	0

### Commissioner of the General Land Office

Vote For 1

	TOTAL	VOTE %	Election Day	Early Voting	Ballot By Mail	Provisional Ballots	Limited Ballots
REP Dawn Buckingham	2,413	73.48%	751	1,621	37	4	0
DEM Jay Kleberg	842	25.64%	233	586	22	1	0
GRN Alfred Molison, Jr	28	0.85%	17	11	0	0	0
Write-In Totals	1	0.03%	0	1	0	0	0
Total Votes Cast	3,284	100.00%	1,001	2,219	59	5	0
Overvotes	0		0	0	0	0	0
Undervotes	64		20	42	1	1	0
Contest Totals	3,348		1,021	2,261	60	6	0

### Commissioner of Agriculture

Vote For 1

	TOTAL	VOTE %	Election Day	Early Voting	Ballot By Mail	Provisional Ballots	Limited Ballots
REP Sid Miller	2,426	74.03%	755	1,628	39	4	0
DEM Susan Hays	851	25.97%	239	591	20	1	0
Total Votes Cast	3,277	100.00%	994	2,219	59	5	0
Overvotes	0		0	0	0	0	0
Undervotes	71		27	42	1	1	0
Contest Totals	3,348		1,021	2,261	60	6	0

### Railroad Commissioner

Vote For 1

	TOTAL	VOTE %	Election Day	Early Voting	Ballot By Mail	Provisional Ballots	Limited Ballots
REP Wayne Christian	2,355	71.82%	727	1,590	35	3	0
DEM Luke Warford	813	24.79%	223	569	20	1	0
LIB Jaime Andres Diez	91	2.78%	41	48	1	1	0
GRN Hunter Wayne Crow	20	0.61%	9	9	2	0	0
Total Votes Cast	3,279	100.00%	1,000	2,216	58	5	0
Overvotes	0		0	0	0	0	0
Undervotes	69		21	45	2	1	0
Contest Totals	3,348		1,021	2,261	60	6	0

## PCT 240

### Justice, Supreme Court, Place 3

Vote For 1

	TOTAL	VOTE %	Election Day	Early Voting	Ballot By Mail	Provisional Ballots	Limited Ballots
REP Debra Lehrmann	2,366	72.33%	737	1,589	37	3	0
DEM Erin A. Nowell	848	25.92%	236	590	21	1	0
LIB Thomas Edward Oxford	57	1.74%	20	35	1	1	0
Total Votes Cast	3,271	100.00%	993	2,214	59	5	0
Overvotes	0		0	0	0	0	0
Undervotes	77		28	47	1	1	0
Contest Totals	3,348		1,021	2,261	60	6	0

### Justice, Supreme Court, Place 5

Vote For 1

	TOTAL	VOTE %	Election Day	Early Voting	Ballot By Mail	Provisional Ballots	Limited Ballots
REP Rebeca Huddle	2,395	73.42%	741	1,613	37	4	0
DEM Amanda Reichel	867	26.58%	247	598	21	1	0
Total Votes Cast	3,262	100.00%	988	2,211	58	5	0
Overvotes	0		0	0	0	0	0
Undervotes	86		33	50	2	1	0
Contest Totals	3,348		1,021	2,261	60	6	0

### Justice, Supreme Court, Place 9

Vote For 1

	TOTAL	VOTE %	Election Day	Early Voting	Ballot By Mail	Provisional Ballots	Limited Ballots
REP Evan Young	2,383	72.99%	737	1,603	39	4	0
DEM Julia Maldonado	882	27.01%	251	610	20	1	0
Total Votes Cast	3,265	100.00%	988	2,213	59	5	0
Overvotes	0		0	0	0	0	0
Undervotes	83		33	48	1	1	0
Contest Totals	3,348		1,021	2,261	60	6	0

### Judge, Court of Criminal Appeals, Place 5

Vote For 1

	TOTAL	VOTE %	Election Day	Early Voting	Ballot By Mail	Provisional Ballots	Limited Ballots
REP Scott Walker	2,396	73.56%	745	1,608	39	4	0
DEM Dana Huffman	861	26.44%	241	599	20	1	0
Total Votes Cast	3,257	100.00%	986	2,207	59	5	0
Overvotes	0		0	0	0	0	0
Undervotes	91		35	54	1	1	0
Contest Totals	3,348		1,021	2,261	60	6	0

## PCT 240

### Judge, Court of Criminal Appeals, Place 6

Vote For 1

	TOTAL	VOTE %		Election Day	Early Voting	Ballot By Mail	Provisional Ballots	Limited Ballots
REP Jesse F. McClure, III	2,402	73.91%		747	1,612	39	4	0
DEM Robert Johnson	848	26.09%		238	590	19	1	0
Total Votes Cast	3,250	100.00%		985	2,202	58	5	0
Overvotes	0			0	0	0	0	0
Undervotes	98			36	59	2	1	0
Contest Totals	3,348			1,021	2,261	60	6	0

### Member, State Board of Education, District 12 CCD

Vote For 1

	TOTAL	VOTE %		Election Day	Early Voting	Ballot By Mail	Provisional Ballots	Limited Ballots
REP Pam Little	2,360	72.15%		739	1,578	39	4	0
DEM Alex Cornwallis	812	24.82%		221	571	19	1	0
LIB Christy Mowrey	95	2.90%		34	60	1	0	0
Write-In Totals	4	0.12%		1	3	0	0	0
Total Votes Cast	3,271	100.00%		995	2,212	59	5	0
Overvotes	0			0	0	0	0	0
Undervotes	77			26	49	1	1	0
Contest Totals	3,348			1,021	2,261	60	6	0

### State Senator, District 8

Vote For 1

	TOTAL	VOTE %		Election Day	Early Voting	Ballot By Mail	Provisional Ballots	Limited Ballots
REP Angela Paxton	2,325	71.06%		728	1,557	36	4	0
DEM Jonathan Cocks	865	26.44%		236	605	23	1	0
LIB Edward Kless	82	2.51%		33	49	0	0	0
Total Votes Cast	3,272	100.00%		997	2,211	59	5	0
Overvotes	0			0	0	0	0	0
Undervotes	76			24	50	1	1	0
Contest Totals	3,348			1,021	2,261	60	6	0

### State Representative, District 61

Vote For 1

	TOTAL	VOTE %		Election Day	Early Voting	Ballot By Mail	Provisional Ballots	Limited Ballots
REP Frederick Frazier	2,395	73.42%		751	1,604	37	3	0
DEM Sheena King	867	26.58%		244	600	22	1	0
Total Votes Cast	3,262	100.00%		995	2,204	59	4	0
Overvotes	0			0	0	0	0	0
Undervotes	86			26	57	1	2	0
Contest Totals	3,348			1,021	2,261	60	6	0

## PCT 240

### Justice, 5th Court of Appeals District, Place 4

Vote For 1

	TOTAL	VOTE %	Election Day	Early Voting	Ballot By Mail	Provisional Ballots	Limited Ballots
REP Emily A. Miskel	2,404	74.01%	743	1,620	37	4	0
DEM Maricela Moore	844	25.99%	240	583	20	1	0
Total Votes Cast	3,248	100.00%	983	2,203	57	5	0
Overvotes	0		0	0	0	0	0
Undervotes	100		38	58	3	1	0
Contest Totals	3,348		1,021	2,261	60	6	0

### Justice, 5th Court of Appeals District, Place 7

Vote For 1

	TOTAL	VOTE %	Election Day	Early Voting	Ballot By Mail	Provisional Ballots	Limited Ballots
REP Kristina Williams	2,382	73.50%	737	1,604	37	4	0
DEM Nancy Kennedy	859	26.50%	245	593	20	1	0
Total Votes Cast	3,241	100.00%	982	2,197	57	5	0
Overvotes	0		0	0	0	0	0
Undervotes	107		39	64	3	1	0
Contest Totals	3,348		1,021	2,261	60	6	0

### County Judge CCD

Vote For 1

	TOTAL	VOTE %	Election Day	Early Voting	Ballot By Mail	Provisional Ballots	Limited Ballots
REP Chris Hill	2,401	73.52%	749	1,611	37	4	0
DEM Joshua Murray	865	26.48%	242	600	22	1	0
Total Votes Cast	3,266	100.00%	991	2,211	59	5	0
Overvotes	0		0	0	0	0	0
Undervotes	82		30	50	1	1	0
Contest Totals	3,348		1,021	2,261	60	6	0

### District Clerk CCD

Vote For 1

	TOTAL	VOTE %	Election Day	Early Voting	Ballot By Mail	Provisional Ballots	Limited Ballots
REP Mike Gould	2,408	74.16%	746	1,621	37	4	0
DEM David Brignac	839	25.84%	240	578	20	1	0
Total Votes Cast	3,247	100.00%	986	2,199	57	5	0
Overvotes	0		0	0	0	0	0
Undervotes	101		35	62	3	1	0
Contest Totals	3,348		1,021	2,261	60	6	0

## PCT 240

### Justice of the Peace, Precinct 4

Vote For 1

	TOTAL	VOTE %		Election Day	Early Voting	Ballot By Mail	Provisional Ballots	Limited Ballots
REP Vincent Venegoni	2,370	73.15%		736	1,592	38	4	0
DEM Adam Kern	870	26.85%		239	611	19	1	0
Total Votes Cast	3,240	100.00%		975	2,203	57	5	0
Overvotes	0			0	0	0	0	0
Undervotes	108			46	58	3	1	0
Contest Totals	3,348			1,021	2,261	60	6	0

### Celina, City of - Local Option Election

Vote For 1

	TOTAL	VOTE %		Election Day	Early Voting	Ballot By Mail	Provisional Ballots	Limited Ballots
For	1,744	73.43%		534	1,174	32	4	0
Against	631	26.57%		178	434	18	1	0
Total Votes Cast	2,375	100.00%		712	1,608	50	5	0
Overvotes	0			0	0	0	0	0
Undervotes	67			17	49	1	0	0
Contest Totals	2,442			729	1,657	51	5	0

### McKinney, City of - Local Option Election

Vote For 1

	TOTAL	VOTE %		Election Day	Early Voting	Ballot By Mail	Provisional Ballots	Limited Ballots
For	0			0	0	0	0	0
Against	0			0	0	0	0	0
Total Votes Cast	0			0	0	0	0	0
Overvotes	0			0	0	0	0	0
Undervotes	0			0	0	0	0	0
Contest Totals	0			0	0	0	0	0

## PCT 241

### U. S. Representative District 3

Vote For 1

	TOTAL	VOTE %		Election Day	Early Voting	Ballot By Mail	Provisional Ballots	Limited Ballots
REP Keith Self	452	53.18%	<div style="width: 53.18%;"><div style="width: 53.18%;"></div></div>	106	334	12	0	0
DEM Sandeep Srivastava	369	43.41%	<div style="width: 43.41%;"><div style="width: 43.41%;"></div></div>	85	269	15	0	0
LIB Christopher Claytor	29	3.41%	<div style="width: 3.41%;"><div style="width: 3.41%;"></div></div>	14	14	1	0	0
Total Votes Cast	850	100.00%	<div style="width: 100.00%;"><div style="width: 100.00%;"></div></div>	205	617	28	0	0
Overvotes	0			0	0	0	0	0
Undervotes	20			5	15	0	0	0
Contest Totals	870			210	632	28	0	0

### Governor

Vote For 1

	TOTAL	VOTE %		Election Day	Early Voting	Ballot By Mail	Provisional Ballots	Limited Ballots
REP Greg Abbott	447	51.86%	<div style="width: 51.86%;"><div style="width: 51.86%;"></div></div>	98	338	11	0	0
DEM Beto O'Rourke	403	46.75%	<div style="width: 46.75%;"><div style="width: 46.75%;"></div></div>	103	284	16	0	0
LIB Mark Tippetts	10	1.16%	<div style="width: 1.16%;"><div style="width: 1.16%;"></div></div>	7	2	1	0	0
GRN Delilah Barrios	2	0.23%	<div style="width: 0.23%;"><div style="width: 0.23%;"></div></div>	0	2	0	0	0
Write-In Totals	0	0.00%	<div style="width: 0.00%;"><div style="width: 0.00%;"></div></div>	0	0	0	0	0
Total Votes Cast	862	100.00%	<div style="width: 100.00%;"><div style="width: 100.00%;"></div></div>	208	626	28	0	0
Overvotes	0			0	0	0	0	0
Undervotes	8			2	6	0	0	0
Contest Totals	870			210	632	28	0	0

### Lieutenant Governor

Vote For 1

	TOTAL	VOTE %		Election Day	Early Voting	Ballot By Mail	Provisional Ballots	Limited Ballots
REP Dan Patrick	437	51.17%	<div style="width: 51.17%;"><div style="width: 51.17%;"></div></div>	98	329	10	0	0
DEM Mike Collier	392	45.90%	<div style="width: 45.90%;"><div style="width: 45.90%;"></div></div>	98	277	17	0	0
LIB Shanna Steele	25	2.93%	<div style="width: 2.93%;"><div style="width: 2.93%;"></div></div>	10	15	0	0	0
Total Votes Cast	854	100.00%	<div style="width: 100.00%;"><div style="width: 100.00%;"></div></div>	206	621	27	0	0
Overvotes	0			0	0	0	0	0
Undervotes	16			4	11	1	0	0
Contest Totals	870			210	632	28	0	0

### Attorney General

Vote For 1

	TOTAL	VOTE %		Election Day	Early Voting	Ballot By Mail	Provisional Ballots	Limited Ballots
REP Ken Paxton	419	49.29%	<div style="width: 49.29%;"><div style="width: 49.29%;"></div></div>	98	311	10	0	0
DEM Rochelle Mercedes Garza	391	46.00%	<div style="width: 46.00%;"><div style="width: 46.00%;"></div></div>	89	286	16	0	0
LIB Mark Ash	40	4.71%	<div style="width: 4.71%;"><div style="width: 4.71%;"></div></div>	16	23	1	0	0
Total Votes Cast	850	100.00%	<div style="width: 100.00%;"><div style="width: 100.00%;"></div></div>	203	620	27	0	0
Overvotes	0			0	0	0	0	0
Undervotes	20			7	12	1	0	0
Contest Totals	870			210	632	28	0	0

## PCT 241

### Comptroller of Public Accounts

Vote For 1

	TOTAL	VOTE %	Election Day	Early Voting	Ballot By Mail	Provisional Ballots	Limited Ballots
REP Glenn Hegar	466	55.41%	107	348	11	0	0
DEM Janet T. Dudding	355	42.21%	82	257	16	0	0
LIB V. Alonzo Echevarria-Garza	20	2.38%	9	10	1	0	0
Total Votes Cast	841	100.00%	198	615	28	0	0
Overvotes	0		0	0	0	0	0
Undervotes	29		12	17	0	0	0
Contest Totals	870		210	632	28	0	0

### Commissioner of the General Land Office

Vote For 1

	TOTAL	VOTE %	Election Day	Early Voting	Ballot By Mail	Provisional Ballots	Limited Ballots
REP Dawn Buckingham	467	55.46%	108	348	11	0	0
DEM Jay Kleberg	365	43.35%	87	262	16	0	0
GRN Alfred Molison, Jr	10	1.19%	2	7	1	0	0
Write-In Totals	0	0.00%	0	0	0	0	0
Total Votes Cast	842	100.00%	197	617	28	0	0
Overvotes	0		0	0	0	0	0
Undervotes	28		13	15	0	0	0
Contest Totals	870		210	632	28	0	0

### Commissioner of Agriculture

Vote For 1

	TOTAL	VOTE %	Election Day	Early Voting	Ballot By Mail	Provisional Ballots	Limited Ballots
REP Sid Miller	462	55.13%	109	342	11	0	0
DEM Susan Hays	376	44.87%	87	272	17	0	0
Total Votes Cast	838	100.00%	196	614	28	0	0
Overvotes	0		0	0	0	0	0
Undervotes	32		14	18	0	0	0
Contest Totals	870		210	632	28	0	0

### Railroad Commissioner

Vote For 1

	TOTAL	VOTE %	Election Day	Early Voting	Ballot By Mail	Provisional Ballots	Limited Ballots
REP Wayne Christian	449	53.26%	98	340	11	0	0
DEM Luke Warford	358	42.47%	84	258	16	0	0
LIB Jaime Andres Diez	25	2.97%	11	14	0	0	0
GRN Hunter Wayne Crow	11	1.30%	6	4	1	0	0
Total Votes Cast	843	100.00%	199	616	28	0	0
Overvotes	0		0	0	0	0	0
Undervotes	27		11	16	0	0	0
Contest Totals	870		210	632	28	0	0

## PCT 241

### Justice, Supreme Court, Place 3

Vote For 1

	TOTAL	VOTE %		Election Day	Early Voting	Ballot By Mail	Provisional Ballots	Limited Ballots
REP Debra Lehrmann	452	53.94%	<div style="width: 53.94%;"><div style="width: 53.94%;"></div></div>	98	343	11	0	0
DEM Erin A. Nowell	369	44.03%	<div style="width: 44.03%;"><div style="width: 44.03%;"></div></div>	87	265	17	0	0
LIB Thomas Edward Oxford	17	2.03%	<div style="width: 2.03%;"><div style="width: 2.03%;"></div></div>	11	6	0	0	0
Total Votes Cast	838	100.00%	<div style="width: 100.00%;"><div style="width: 100.00%;"></div></div>	196	614	28	0	0
Overvotes	0			0	0	0	0	0
Undervotes	32			14	18	0	0	0
Contest Totals	870			210	632	28	0	0

### Justice, Supreme Court, Place 5

Vote For 1

	TOTAL	VOTE %		Election Day	Early Voting	Ballot By Mail	Provisional Ballots	Limited Ballots
REP Rebeca Huddle	458	55.25%	<div style="width: 55.25%;"><div style="width: 55.25%;"></div></div>	103	344	11	0	0
DEM Amanda Reichel	371	44.75%	<div style="width: 44.75%;"><div style="width: 44.75%;"></div></div>	88	266	17	0	0
Total Votes Cast	829	100.00%	<div style="width: 100.00%;"><div style="width: 100.00%;"></div></div>	191	610	28	0	0
Overvotes	0			0	0	0	0	0
Undervotes	41			19	22	0	0	0
Contest Totals	870			210	632	28	0	0

### Justice, Supreme Court, Place 9

Vote For 1

	TOTAL	VOTE %		Election Day	Early Voting	Ballot By Mail	Provisional Ballots	Limited Ballots
REP Evan Young	454	54.57%	<div style="width: 54.57%;"><div style="width: 54.57%;"></div></div>	104	339	11	0	0
DEM Julia Maldonado	378	45.43%	<div style="width: 45.43%;"><div style="width: 45.43%;"></div></div>	88	273	17	0	0
Total Votes Cast	832	100.00%	<div style="width: 100.00%;"><div style="width: 100.00%;"></div></div>	192	612	28	0	0
Overvotes	0			0	0	0	0	0
Undervotes	38			18	20	0	0	0
Contest Totals	870			210	632	28	0	0

### Judge, Court of Criminal Appeals, Place 5

Vote For 1

	TOTAL	VOTE %		Election Day	Early Voting	Ballot By Mail	Provisional Ballots	Limited Ballots
REP Scott Walker	455	55.08%	<div style="width: 55.08%;"><div style="width: 55.08%;"></div></div>	106	338	11	0	0
DEM Dana Huffman	371	44.92%	<div style="width: 44.92%;"><div style="width: 44.92%;"></div></div>	86	268	17	0	0
Total Votes Cast	826	100.00%	<div style="width: 100.00%;"><div style="width: 100.00%;"></div></div>	192	606	28	0	0
Overvotes	0			0	0	0	0	0
Undervotes	44			18	26	0	0	0
Contest Totals	870			210	632	28	0	0



## PCT 241

### Judge, Court of Criminal Appeals, Place 6

Vote For 1

	TOTAL	VOTE %		Election Day	Early Voting	Ballot By Mail	Provisional Ballots	Limited Ballots
REP Jesse F. McClure, III	458	55.52%	<div style="width: 55.52%;"><div style="width: 55.52%;"></div></div>	101	346	11	0	0
DEM Robert Johnson	367	44.48%	<div style="width: 44.48%;"><div style="width: 44.48%;"></div></div>	89	261	17	0	0
Total Votes Cast	825	100.00%	<div style="width: 100.00%;"><div style="width: 100.00%;"></div></div>	190	607	28	0	0
Overvotes	0			0	0	0	0	0
Undervotes	45			20	25	0	0	0
Contest Totals	870			210	632	28	0	0

### Member, State Board of Education, District 12 CCD

Vote For 1

	TOTAL	VOTE %		Election Day	Early Voting	Ballot By Mail	Provisional Ballots	Limited Ballots
REP Pam Little	442	53.00%	<div style="width: 53.00%;"><div style="width: 53.00%;"></div></div>	101	331	10	0	0
DEM Alex Cornwallis	363	43.53%	<div style="width: 43.53%;"><div style="width: 43.53%;"></div></div>	83	262	18	0	0
LIB Christy Mowrey	28	3.36%	<div style="width: 3.36%;"><div style="width: 3.36%;"></div></div>	11	17	0	0	0
Write-In Totals	1	0.12%	<div style="width: 0.12%;"><div style="width: 0.12%;"></div></div>	0	1	0	0	0
Total Votes Cast	834	100.00%	<div style="width: 100.00%;"><div style="width: 100.00%;"></div></div>	195	611	28	0	0
Overvotes	0			0	0	0	0	0
Undervotes	36			15	21	0	0	0
Contest Totals	870			210	632	28	0	0

### State Senator, District 8

Vote For 1

	TOTAL	VOTE %		Election Day	Early Voting	Ballot By Mail	Provisional Ballots	Limited Ballots
REP Angela Paxton	434	52.23%	<div style="width: 52.23%;"><div style="width: 52.23%;"></div></div>	99	325	10	0	0
DEM Jonathan Cocks	372	44.77%	<div style="width: 44.77%;"><div style="width: 44.77%;"></div></div>	89	266	17	0	0
LIB Edward Kless	25	3.01%	<div style="width: 3.01%;"><div style="width: 3.01%;"></div></div>	10	15	0	0	0
Total Votes Cast	831	100.00%	<div style="width: 100.00%;"><div style="width: 100.00%;"></div></div>	198	606	27	0	0
Overvotes	0			0	0	0	0	0
Undervotes	39			12	26	1	0	0
Contest Totals	870			210	632	28	0	0

### Justice, 5th Court of Appeals District, Place 4

Vote For 1

	TOTAL	VOTE %		Election Day	Early Voting	Ballot By Mail	Provisional Ballots	Limited Ballots
REP Emily A. Miskel	458	55.45%	<div style="width: 55.45%;"><div style="width: 55.45%;"></div></div>	104	343	11	0	0
DEM Maricela Moore	368	44.55%	<div style="width: 44.55%;"><div style="width: 44.55%;"></div></div>	86	265	17	0	0
Total Votes Cast	826	100.00%	<div style="width: 100.00%;"><div style="width: 100.00%;"></div></div>	190	608	28	0	0
Overvotes	0			0	0	0	0	0
Undervotes	44			20	24	0	0	0
Contest Totals	870			210	632	28	0	0

## PCT 241

### Justice, 5th Court of Appeals District, Place 7

Vote For 1

	TOTAL	VOTE %	Election Day	Early Voting	Ballot By Mail	Provisional Ballots	Limited Ballots
REP Kristina Williams	454	55.37%	102	342	10	0	0
DEM Nancy Kennedy	366	44.63%	86	263	17	0	0
Total Votes Cast	820	100.00%	188	605	27	0	0
Overvotes	0		0	0	0	0	0
Undervotes	50		22	27	1	0	0
Contest Totals	870		210	632	28	0	0

### County Judge CCD

Vote For 1

	TOTAL	VOTE %	Election Day	Early Voting	Ballot By Mail	Provisional Ballots	Limited Ballots
REP Chris Hill	461	55.68%	105	346	10	0	0
DEM Joshua Murray	367	44.32%	87	262	18	0	0
Total Votes Cast	828	100.00%	192	608	28	0	0
Overvotes	0		0	0	0	0	0
Undervotes	42		18	24	0	0	0
Contest Totals	870		210	632	28	0	0

### District Clerk CCD

Vote For 1

	TOTAL	VOTE %	Election Day	Early Voting	Ballot By Mail	Provisional Ballots	Limited Ballots
REP Mike Gould	460	55.76%	105	344	11	0	0
DEM David Brignac	365	44.24%	86	262	17	0	0
Total Votes Cast	825	100.00%	191	606	28	0	0
Overvotes	0		0	0	0	0	0
Undervotes	45		19	26	0	0	0
Contest Totals	870		210	632	28	0	0

### Justice of the Peace, Precinct 3

Vote For 1

	TOTAL	VOTE %	Election Day	Early Voting	Ballot By Mail	Provisional Ballots	Limited Ballots
REP Mike Missildine	464	56.31%	105	348	11	0	0
DEM Irvin Lynn Barrett	360	43.69%	82	261	17	0	0
Total Votes Cast	824	100.00%	187	609	28	0	0
Overvotes	0		0	0	0	0	0
Undervotes	46		23	23	0	0	0
Contest Totals	870		210	632	28	0	0

## PCT 241

### Murphy, City of - Proposition A

Vote For 1

	TOTAL	VOTE %	Election Day	Early Voting	Ballot By Mail	Provisional Ballots	Limited Ballots
For	701	89.64%	166	511	24	0	0
Against	81	10.36%	21	57	3	0	0
Total Votes Cast	782	100.00%	187	568	27	0	0
Overvotes	0		0	0	0	0	0
Undervotes	88		23	64	1	0	0
Contest Totals	870		210	632	28	0	0

### Murphy, City of - Proposition B

Vote For 1

	TOTAL	VOTE %	Election Day	Early Voting	Ballot By Mail	Provisional Ballots	Limited Ballots
For	416	54.31%	88	309	19	0	0
Against	350	45.69%	97	246	7	0	0
Total Votes Cast	766	100.00%	185	555	26	0	0
Overvotes	0		0	0	0	0	0
Undervotes	104		25	77	2	0	0
Contest Totals	870		210	632	28	0	0

### Murphy, City of - Proposition C

Vote For 1

	TOTAL	VOTE %	Election Day	Early Voting	Ballot By Mail	Provisional Ballots	Limited Ballots
For	573	77.75%	134	414	25	0	0
Against	164	22.25%	38	125	1	0	0
Total Votes Cast	737	100.00%	172	539	26	0	0
Overvotes	0		0	0	0	0	0
Undervotes	133		38	93	2	0	0
Contest Totals	870		210	632	28	0	0

### Murphy, City of - Proposition D

Vote For 1

	TOTAL	VOTE %	Election Day	Early Voting	Ballot By Mail	Provisional Ballots	Limited Ballots
For	550	76.28%	133	398	19	0	0
Against	171	23.72%	40	124	7	0	0
Total Votes Cast	721	100.00%	173	522	26	0	0
Overvotes	0		0	0	0	0	0
Undervotes	149		37	110	2	0	0
Contest Totals	870		210	632	28	0	0

## PCT 241

### Murphy, City of - Proposition E

Vote For 1

	TOTAL	VOTE %	Election Day	Early Voting	Ballot By Mail	Provisional Ballots	Limited Ballots
For	635	85.35%	159	451	25	0	0
Against	109	14.65%	20	88	1	0	0
Total Votes Cast	744	100.00%	179	539	26	0	0
Overvotes	0		0	0	0	0	0
Undervotes	126		31	93	2	0	0
Contest Totals	870		210	632	28	0	0

### Murphy, City of - Proposition F

Vote For 1

	TOTAL	VOTE %	Election Day	Early Voting	Ballot By Mail	Provisional Ballots	Limited Ballots
For	702	93.85%	163	513	26	0	0
Against	46	6.15%	12	34	0	0	0
Total Votes Cast	748	100.00%	175	547	26	0	0
Overvotes	0		0	0	0	0	0
Undervotes	122		35	85	2	0	0
Contest Totals	870		210	632	28	0	0

### Murphy, City of - Proposition G

Vote For 1

	TOTAL	VOTE %	Election Day	Early Voting	Ballot By Mail	Provisional Ballots	Limited Ballots
For	536	73.73%	123	392	21	0	0
Against	191	26.27%	48	138	5	0	0
Total Votes Cast	727	100.00%	171	530	26	0	0
Overvotes	0		0	0	0	0	0
Undervotes	143		39	102	2	0	0
Contest Totals	870		210	632	28	0	0

### Murphy, City of - Proposition H

Vote For 1

	TOTAL	VOTE %	Election Day	Early Voting	Ballot By Mail	Provisional Ballots	Limited Ballots
For	508	74.82%	118	369	21	0	0
Against	171	25.18%	40	126	5	0	0
Total Votes Cast	679	100.00%	158	495	26	0	0
Overvotes	0		0	0	0	0	0
Undervotes	191		52	137	2	0	0
Contest Totals	870		210	632	28	0	0

## PCT 241

### Murphy, City of - Proposition I

Vote For 1

	TOTAL	VOTE %	Election Day	Early Voting	Ballot By Mail	Provisional Ballots	Limited Ballots
For	662	92.20%	156	481	25	0	0
Against	56	7.80%	13	42	1	0	0
Total Votes Cast	718	100.00%	169	523	26	0	0
Overvotes	0		0	0	0	0	0
Undervotes	152		41	109	2	0	0
Contest Totals	870		210	632	28	0	0

### Murphy, City of - Proposition J

Vote For 1

	TOTAL	VOTE %	Election Day	Early Voting	Ballot By Mail	Provisional Ballots	Limited Ballots
For	654	92.24%	154	474	26	0	0
Against	55	7.76%	14	41	0	0	0
Total Votes Cast	709	100.00%	168	515	26	0	0
Overvotes	0		0	0	0	0	0
Undervotes	161		42	117	2	0	0
Contest Totals	870		210	632	28	0	0

### Murphy, City of - Proposition K

Vote For 1

	TOTAL	VOTE %	Election Day	Early Voting	Ballot By Mail	Provisional Ballots	Limited Ballots
For	564	79.66%	131	410	23	0	0
Against	144	20.34%	35	106	3	0	0
Total Votes Cast	708	100.00%	166	516	26	0	0
Overvotes	0		0	0	0	0	0
Undervotes	162		44	116	2	0	0
Contest Totals	870		210	632	28	0	0

### Murphy, City of - Proposition L

Vote For 1

	TOTAL	VOTE %	Election Day	Early Voting	Ballot By Mail	Provisional Ballots	Limited Ballots
For	608	88.76%	143	441	24	0	0
Against	77	11.24%	19	56	2	0	0
Total Votes Cast	685	100.00%	162	497	26	0	0
Overvotes	0		0	0	0	0	0
Undervotes	185		48	135	2	0	0
Contest Totals	870		210	632	28	0	0

## PCT 241

### Murphy, City of - Proposition M

Vote For 1

	TOTAL	VOTE %	Election Day	Early Voting	Ballot By Mail	Provisional Ballots	Limited Ballots
For	583	82.46%	133	429	21	0	0
Against	124	17.54%	31	88	5	0	0
Total Votes Cast	707	100.00%	164	517	26	0	0
Overvotes	0		0	0	0	0	0
Undervotes	163		46	115	2	0	0
Contest Totals	870		210	632	28	0	0

### Murphy, City of - Proposition N

Vote For 1

	TOTAL	VOTE %	Election Day	Early Voting	Ballot By Mail	Provisional Ballots	Limited Ballots
For	494	72.54%	115	359	20	0	0
Against	187	27.46%	45	136	6	0	0
Total Votes Cast	681	100.00%	160	495	26	0	0
Overvotes	0		0	0	0	0	0
Undervotes	189		50	137	2	0	0
Contest Totals	870		210	632	28	0	0

### Murphy, City of - Proposition O

Vote For 1

	TOTAL	VOTE %	Election Day	Early Voting	Ballot By Mail	Provisional Ballots	Limited Ballots
For	637	89.47%	147	464	26	0	0
Against	75	10.53%	23	52	0	0	0
Total Votes Cast	712	100.00%	170	516	26	0	0
Overvotes	0		0	0	0	0	0
Undervotes	158		40	116	2	0	0
Contest Totals	870		210	632	28	0	0

### Plano ISD - Proposition A

Vote For 1

	TOTAL	VOTE %	Election Day	Early Voting	Ballot By Mail	Provisional Ballots	Limited Ballots
For	319	42.82%	76	233	10	0	0
Against	426	57.18%	102	308	16	0	0
Total Votes Cast	745	100.00%	178	541	26	0	0
Overvotes	0		0	0	0	0	0
Undervotes	125		32	91	2	0	0
Contest Totals	870		210	632	28	0	0

## PCT 241

### Plano ISD - Proposition B

Vote For 1

	TOTAL	VOTE %		Election Day	Early Voting	Ballot By Mail	Provisional Ballots	Limited Ballots
For	336	44.92%		78	245	13	0	0
Against	412	55.08%		95	304	13	0	0
Total Votes Cast	748	100.00%		173	549	26	0	0
Overvotes	0			0	0	0	0	0
Undervotes	122			37	83	2	0	0
Contest Totals	870			210	632	28	0	0

### Plano ISD - Proposition C

Vote For 1

	TOTAL	VOTE %		Election Day	Early Voting	Ballot By Mail	Provisional Ballots	Limited Ballots
For	338	45.37%		83	239	16	0	0
Against	407	54.63%		90	307	10	0	0
Total Votes Cast	745	100.00%		173	546	26	0	0
Overvotes	0			0	0	0	0	0
Undervotes	125			37	86	2	0	0
Contest Totals	870			210	632	28	0	0

### Plano ISD - Proposition D

Vote For 1

	TOTAL	VOTE %		Election Day	Early Voting	Ballot By Mail	Provisional Ballots	Limited Ballots
For	287	38.63%		77	198	12	0	0
Against	456	61.37%		97	345	14	0	0
Total Votes Cast	743	100.00%		174	543	26	0	0
Overvotes	0			0	0	0	0	0
Undervotes	127			36	89	2	0	0
Contest Totals	870			210	632	28	0	0

### Plano ISD - Proposition E

Vote For 1

	TOTAL	VOTE %		Election Day	Early Voting	Ballot By Mail	Provisional Ballots	Limited Ballots
For	273	36.84%		68	195	10	0	0
Against	468	63.16%		104	348	16	0	0
Total Votes Cast	741	100.00%		172	543	26	0	0
Overvotes	0			0	0	0	0	0
Undervotes	129			38	89	2	0	0
Contest Totals	870			210	632	28	0	0

## PCT 242

### U. S. Representative District 3

Vote For 1

	TOTAL	VOTE %	Election Day	Early Voting	Ballot By Mail	Provisional Ballots	Limited Ballots
REP Keith Self	1,062	56.19%	197	802	62	1	0
DEM Sandeep Srivastava	798	42.22%	175	575	47	1	0
LIB Christopher Claytor	30	1.59%	11	18	1	0	0
Total Votes Cast	1,890	100.00%	383	1,395	110	2	0
Overvotes	0		0	0	0	0	0
Undervotes	22		4	17	1	0	0
Contest Totals	1,912		387	1,412	111	2	0

### Governor

Vote For 1

	TOTAL	VOTE %	Election Day	Early Voting	Ballot By Mail	Provisional Ballots	Limited Ballots
REP Greg Abbott	1,056	55.32%	200	794	61	1	0
DEM Beto O'Rourke	837	43.84%	180	608	48	1	0
LIB Mark Tippetts	11	0.58%	6	4	1	0	0
GRN Delilah Barrios	3	0.16%	1	1	1	0	0
Write-In Totals	2	0.10%	0	2	0	0	0
Total Votes Cast	1,909	100.00%	387	1,409	111	2	0
Overvotes	0		0	0	0	0	0
Undervotes	3		0	3	0	0	0
Contest Totals	1,912		387	1,412	111	2	0

### Lieutenant Governor

Vote For 1

	TOTAL	VOTE %	Election Day	Early Voting	Ballot By Mail	Provisional Ballots	Limited Ballots
REP Dan Patrick	1,023	54.13%	194	768	59	2	0
DEM Mike Collier	831	43.97%	174	608	49	0	0
LIB Shanna Steele	36	1.90%	13	20	3	0	0
Total Votes Cast	1,890	100.00%	381	1,396	111	2	0
Overvotes	0		0	0	0	0	0
Undervotes	22		6	16	0	0	0
Contest Totals	1,912		387	1,412	111	2	0

### Attorney General

Vote For 1

	TOTAL	VOTE %	Election Day	Early Voting	Ballot By Mail	Provisional Ballots	Limited Ballots
REP Ken Paxton	989	52.69%	192	739	56	2	0
DEM Rochelle Mercedes Garza	823	43.85%	179	595	49	0	0
LIB Mark Ash	65	3.46%	13	49	3	0	0
Total Votes Cast	1,877	100.00%	384	1,383	108	2	0
Overvotes	0		0	0	0	0	0
Undervotes	35		3	29	3	0	0
Contest Totals	1,912		387	1,412	111	2	0



## PCT 242

### Comptroller of Public Accounts

Vote For 1

	TOTAL	VOTE %	Election Day	Early Voting	Ballot By Mail	Provisional Ballots	Limited Ballots
REP Glenn Hegar	1,090	58.10%	204	822	62	2	0
DEM Janet T. Dudding	766	40.83%	164	555	47	0	0
LIB V. Alonzo Echevarria-Garza	20	1.07%	11	9	0	0	0
Total Votes Cast	1,876	100.00%	379	1,386	109	2	0
Overvotes	0		0	0	0	0	0
Undervotes	36		8	26	2	0	0
Contest Totals	1,912		387	1,412	111	2	0

### Commissioner of the General Land Office

Vote For 1

	TOTAL	VOTE %	Election Day	Early Voting	Ballot By Mail	Provisional Ballots	Limited Ballots
REP Dawn Buckingham	1,074	57.68%	203	810	59	2	0
DEM Jay Kleberg	772	41.46%	164	562	46	0	0
GRN Alfred Molison, Jr	15	0.81%	6	8	1	0	0
Write-In Totals	1	0.05%	0	0	1	0	0
Total Votes Cast	1,862	100.00%	373	1,380	107	2	0
Overvotes	0		0	0	0	0	0
Undervotes	50		14	32	4	0	0
Contest Totals	1,912		387	1,412	111	2	0

### Commissioner of Agriculture

Vote For 1

	TOTAL	VOTE %	Election Day	Early Voting	Ballot By Mail	Provisional Ballots	Limited Ballots
REP Sid Miller	1,079	57.95%	213	803	61	2	0
DEM Susan Hays	783	42.05%	162	577	44	0	0
Total Votes Cast	1,862	100.00%	375	1,380	105	2	0
Overvotes	0		0	0	0	0	0
Undervotes	50		12	32	6	0	0
Contest Totals	1,912		387	1,412	111	2	0

### Railroad Commissioner

Vote For 1

	TOTAL	VOTE %	Election Day	Early Voting	Ballot By Mail	Provisional Ballots	Limited Ballots
REP Wayne Christian	1,068	57.17%	203	799	64	2	0
DEM Luke Warford	751	40.20%	155	554	42	0	0
LIB Jaime Andres Diez	36	1.93%	13	22	1	0	0
GRN Hunter Wayne Crow	13	0.70%	4	9	0	0	0
Total Votes Cast	1,868	100.00%	375	1,384	107	2	0
Overvotes	0		0	0	0	0	0
Undervotes	44		12	28	4	0	0
Contest Totals	1,912		387	1,412	111	2	0

## PCT 242

### Justice, Supreme Court, Place 3

Vote For 1

	TOTAL	VOTE %		Election Day	Early Voting	Ballot By Mail	Provisional Ballots	Limited Ballots
REP Debra Lehrmann	1,073	57.44%	<div style="width: 57.44%;"><div style="width: 57.44%;"></div></div>	200	809	62	2	0
DEM Erin A. Nowell	776	41.54%	<div style="width: 41.54%;"><div style="width: 41.54%;"></div></div>	168	565	43	0	0
LIB Thomas Edward Oxford	19	1.02%	<div style="width: 1.02%;"><div style="width: 1.02%;"></div></div>	9	10	0	0	0
Total Votes Cast	1,868	100.00%	<div style="width: 100.00%;"><div style="width: 100.00%;"></div></div>	377	1,384	105	2	0
Overvotes	0			0	0	0	0	0
Undervotes	44			10	28	6	0	0
Contest Totals	1,912			387	1,412	111	2	0

### Justice, Supreme Court, Place 5

Vote For 1

	TOTAL	VOTE %		Election Day	Early Voting	Ballot By Mail	Provisional Ballots	Limited Ballots
REP Rebeca Huddle	1,073	57.69%	<div style="width: 57.69%;"><div style="width: 57.69%;"></div></div>	204	806	61	2	0
DEM Amanda Reichel	787	42.31%	<div style="width: 42.31%;"><div style="width: 42.31%;"></div></div>	172	572	43	0	0
Total Votes Cast	1,860	100.00%	<div style="width: 100.00%;"><div style="width: 100.00%;"></div></div>	376	1,378	104	2	0
Overvotes	0			0	0	0	0	0
Undervotes	52			11	34	7	0	0
Contest Totals	1,912			387	1,412	111	2	0

### Justice, Supreme Court, Place 9

Vote For 1

	TOTAL	VOTE %		Election Day	Early Voting	Ballot By Mail	Provisional Ballots	Limited Ballots
REP Evan Young	1,079	58.14%	<div style="width: 58.14%;"><div style="width: 58.14%;"></div></div>	201	813	63	2	0
DEM Julia Maldonado	777	41.86%	<div style="width: 41.86%;"><div style="width: 41.86%;"></div></div>	171	566	40	0	0
Total Votes Cast	1,856	100.00%	<div style="width: 100.00%;"><div style="width: 100.00%;"></div></div>	372	1,379	103	2	0
Overvotes	0			0	0	0	0	0
Undervotes	56			15	33	8	0	0
Contest Totals	1,912			387	1,412	111	2	0

### Judge, Court of Criminal Appeals, Place 5




Vote For 1

	TOTAL	VOTE %		Election Day	Early Voting	Ballot By Mail	Provisional Ballots	Limited Ballots
REP Scott Walker	1,065	57.60%	<div style="width: 57.60%;"><div style="width: 57.60%;"></div></div>	201	800	62	2	0
DEM Dana Huffman	784	42.40%	<div style="width: 42.40%;"><div style="width: 42.40%;"></div></div>	171	570	43	0	0
Total Votes Cast	1,849	100.00%	<div style="width: 100.00%;"><div style="width: 100.00%;"></div></div>	372	1,370	105	2	0
Overvotes	0			0	0	0	0	0
Undervotes	63			15	42	6	0	0
Contest Totals	1,912			387	1,412	111	2	0

## PCT 242






### Judge, Court of Criminal Appeals, Place 6

Vote For 1

	TOTAL	VOTE %		Election Day	Early Voting	Ballot By Mail	Provisional Ballots	Limited Ballots
REP Jesse F. McClure, III	1,064	57.42%		198	803	61	2	0
DEM Robert Johnson	789	42.58%		176	569	44	0	0
Total Votes Cast	1,853	100.00%		374	1,372	105	2	0
Overvotes	0			0	0	0	0	0
Undervotes	59			13	40	6	0	0
Contest Totals	1,912			387	1,412	111	2	0





### Member, State Board of Education, District 12 CCD

Vote For 1

	TOTAL	VOTE %		Election Day	Early Voting	Ballot By Mail	Provisional Ballots	Limited Ballots
REP Pam Little	1,061	57.01%		197	800	62	2	0
DEM Alex Cornwallis	753	40.46%		161	552	40	0	0
LIB Christy Mowrey	47	2.53%		19	25	3	0	0
Write-In Totals	0	0.00%		0	0	0	0	0
Total Votes Cast	1,861	100.00%		377	1,377	105	2	0
Overvotes	0			0	0	0	0	0
Undervotes	51			10	35	6	0	0
Contest Totals	1,912			387	1,412	111	2	0




### State Senator, District 8

Vote For 1

	TOTAL	VOTE %		Election Day	Early Voting	Ballot By Mail	Provisional Ballots	Limited Ballots
REP Angela Paxton	1,020	54.72%		199	762	57	2	0
DEM Jonathan Cocks	794	42.60%		166	581	47	0	0
LIB Edward Kless	50	2.68%		15	34	1	0	0
Total Votes Cast	1,864	100.00%		380	1,377	105	2	0
Overvotes	0			0	0	0	0	0
Undervotes	48			7	35	6	0	0
Contest Totals	1,912			387	1,412	111	2	0

### State Representative, District 67

Vote For 1

	TOTAL	VOTE %		Election Day	Early Voting	Ballot By Mail	Provisional Ballots	Limited Ballots
REP Jeff Leach	1,070	57.65%		204	801	63	2	0
DEM Kevin Morris	786	42.35%		169	573	44	0	0
Total Votes Cast	1,856	100.00%		373	1,374	107	2	0
Overvotes	0			0	0	0	0	0
Undervotes	56			14	38	4	0	0
Contest Totals	1,912			387	1,412	111	2	0

## PCT 242

### Justice, 5th Court of Appeals District, Place 4

Vote For 1

	TOTAL	VOTE %		Election Day	Early Voting	Ballot By Mail	Provisional Ballots	Limited Ballots
REP Emily A. Miskel	1,065	57.66%		201	801	61	2	0
DEM Maricela Moore	782	42.34%		170	569	43	0	0
Total Votes Cast	1,847	100.00%		371	1,370	104	2	0
Overvotes	0			0	0	0	0	0
Undervotes	65			16	42	7	0	0
Contest Totals	1,912			387	1,412	111	2	0

### Justice, 5th Court of Appeals District, Place 7

Vote For 1

	TOTAL	VOTE %		Election Day	Early Voting	Ballot By Mail	Provisional Ballots	Limited Ballots
REP Kristina Williams	1,062	57.56%		199	798	63	2	0
DEM Nancy Kennedy	783	42.44%		171	570	42	0	0
Total Votes Cast	1,845	100.00%		370	1,368	105	2	0
Overvotes	0			0	0	0	0	0
Undervotes	67			17	44	6	0	0
Contest Totals	1,912			387	1,412	111	2	0

### County Judge CCD

Vote For 1

	TOTAL	VOTE %		Election Day	Early Voting	Ballot By Mail	Provisional Ballots	Limited Ballots
REP Chris Hill	1,073	57.75%		204	803	64	2	0
DEM Joshua Murray	785	42.25%		171	573	41	0	0
Total Votes Cast	1,858	100.00%		375	1,376	105	2	0
Overvotes	0			0	0	0	0	0
Undervotes	54			12	36	6	0	0
Contest Totals	1,912			387	1,412	111	2	0

### District Clerk CCD




Vote For 1

	TOTAL	VOTE %		Election Day	Early Voting	Ballot By Mail	Provisional Ballots	Limited Ballots
REP Mike Gould	1,074	58.24%		203	805	64	2	0
DEM David Brignac	770	41.76%		169	560	41	0	0
Total Votes Cast	1,844	100.00%		372	1,365	105	2	0
Overvotes	0			0	0	0	0	0
Undervotes	68			15	47	6	0	0
Contest Totals	1,912			387	1,412	111	2	0

## PCT 242

### McKinney, City of - Local Option Election

Vote For 1

	TOTAL	VOTE %		Election Day	Early Voting	Ballot By Mail	Provisional Ballots	Limited Ballots
For	1,324	72.99%		237	1,009	78	0	0
Against	490	27.01%		135	331	23	1	0
Total Votes Cast	1,814	100.00%		372	1,340	101	1	0
Overvotes	0			0	0	0	0	0
Undervotes	98			15	72	10	1	0
Contest Totals	1,912			387	1,412	111	2	0

## PCT 243

### U. S. Representative District 3

Vote For 1

	TOTAL	VOTE %	Election Day	Early Voting	Ballot By Mail	Provisional Ballots	Limited Ballots
REP Keith Self	630	70.00%	168	455	4	3	0
DEM Sandeep Srivastava	248	27.56%	65	166	16	1	0
LIB Christopher Claytor	22	2.44%	11	11	0	0	0
Total Votes Cast	900	100.00%	244	632	20	4	0
Overvotes	0		0	0	0	0	0
Undervotes	15		7	8	0	0	0
Contest Totals	915		251	640	20	4	0

### Governor

Vote For 1

	TOTAL	VOTE %	Election Day	Early Voting	Ballot By Mail	Provisional Ballots	Limited Ballots
REP Greg Abbott	620	67.91%	167	446	4	3	0
DEM Beto O'Rourke	276	30.23%	74	185	16	1	0
LIB Mark Tippetts	15	1.64%	9	6	0	0	0
GRN Delilah Barrios	2	0.22%	0	2	0	0	0
Write-In Totals	0	0.00%	0	0	0	0	0
Total Votes Cast	913	100.00%	250	639	20	4	0
Overvotes	0		0	0	0	0	0
Undervotes	2		1	1	0	0	0
Contest Totals	915		251	640	20	4	0

### Lieutenant Governor

Vote For 1

	TOTAL	VOTE %	Election Day	Early Voting	Ballot By Mail	Provisional Ballots	Limited Ballots
REP Dan Patrick	597	66.26%	161	430	3	3	0
DEM Mike Collier	281	31.19%	71	192	17	1	0
LIB Shanna Steele	23	2.55%	12	11	0	0	0
Total Votes Cast	901	100.00%	244	633	20	4	0
Overvotes	0		0	0	0	0	0
Undervotes	14		7	7	0	0	0
Contest Totals	915		251	640	20	4	0

### Attorney General

Vote For 1

	TOTAL	VOTE %	Election Day	Early Voting	Ballot By Mail	Provisional Ballots	Limited Ballots
REP Ken Paxton	596	66.52%	164	425	4	3	0
DEM Rochelle Mercedes Garza	264	29.46%	66	183	14	1	0
LIB Mark Ash	36	4.02%	13	22	1	0	0
Total Votes Cast	896	100.00%	243	630	19	4	0
Overvotes	0		0	0	0	0	0
Undervotes	19		8	10	1	0	0
Contest Totals	915		251	640	20	4	0

## PCT 243

### Comptroller of Public Accounts

Vote For 1

	TOTAL	VOTE %	Election Day	Early Voting	Ballot By Mail	Provisional Ballots	Limited Ballots
REP Glenn Hegar	640	71.11%	177	457	3	3	0
DEM Janet T. Dudding	244	27.11%	60	166	17	1	0
LIB V. Alonzo Echevarria-Garza	16	1.78%	8	8	0	0	0
Total Votes Cast	900	100.00%	245	631	20	4	0
Overvotes	0		0	0	0	0	0
Undervotes	15		6	9	0	0	0
Contest Totals	915		251	640	20	4	0

### Commissioner of the General Land Office

Vote For 1

	TOTAL	VOTE %	Election Day	Early Voting	Ballot By Mail	Provisional Ballots	Limited Ballots
REP Dawn Buckingham	633	70.41%	170	457	3	3	0
DEM Jay Kleberg	261	29.03%	72	171	17	1	0
GRN Alfred Molison, Jr	4	0.44%	1	3	0	0	0
Write-In Totals	1	0.11%	1	0	0	0	0
Total Votes Cast	899	100.00%	244	631	20	4	0
Overvotes	0		0	0	0	0	0
Undervotes	16		7	9	0	0	0
Contest Totals	915		251	640	20	4	0

### Commissioner of Agriculture

Vote For 1

	TOTAL	VOTE %	Election Day	Early Voting	Ballot By Mail	Provisional Ballots	Limited Ballots
REP Sid Miller	641	71.46%	177	457	4	3	0
DEM Susan Hays	256	28.54%	68	171	16	1	0
Total Votes Cast	897	100.00%	245	628	20	4	0
Overvotes	0		0	0	0	0	0
Undervotes	18		6	12	0	0	0
Contest Totals	915		251	640	20	4	0

### Railroad Commissioner

Vote For 1

	TOTAL	VOTE %	Election Day	Early Voting	Ballot By Mail	Provisional Ballots	Limited Ballots
REP Wayne Christian	622	69.42%	170	446	3	3	0
DEM Luke Warford	242	27.01%	59	166	16	1	0
LIB Jaime Andres Diez	25	2.79%	12	13	0	0	0
GRN Hunter Wayne Crow	7	0.78%	2	5	0	0	0
Total Votes Cast	896	100.00%	243	630	19	4	0
Overvotes	0		0	0	0	0	0
Undervotes	19		8	10	1	0	0
Contest Totals	915		251	640	20	4	0

## PCT 243

### Justice, Supreme Court, Place 3

Vote For 1

	TOTAL	VOTE %	Election Day	Early Voting	Ballot By Mail	Provisional Ballots	Limited Ballots
REP Debra Lehrmann	639	71.80%	172	458	6	3	0
DEM Erin A. Nowell	239	26.85%	64	160	14	1	0
LIB Thomas Edward Oxford	12	1.35%	6	6	0	0	0
Total Votes Cast	890	100.00%	242	624	20	4	0
Overvotes	0		0	0	0	0	0
Undervotes	25		9	16	0	0	0
Contest Totals	915		251	640	20	4	0

### Justice, Supreme Court, Place 5

Vote For 1

	TOTAL	VOTE %	Election Day	Early Voting	Ballot By Mail	Provisional Ballots	Limited Ballots
REP Rebeca Huddle	640	71.99%	173	459	5	3	0
DEM Amanda Reichel	249	28.01%	70	164	14	1	0
Total Votes Cast	889	100.00%	243	623	19	4	0
Overvotes	0		0	0	0	0	0
Undervotes	26		8	17	1	0	0
Contest Totals	915		251	640	20	4	0

### Justice, Supreme Court, Place 9

Vote For 1

	TOTAL	VOTE %	Election Day	Early Voting	Ballot By Mail	Provisional Ballots	Limited Ballots
REP Evan Young	635	71.43%	169	457	6	3	0
DEM Julia Maldonado	254	28.57%	73	166	14	1	0
Total Votes Cast	889	100.00%	242	623	20	4	0
Overvotes	0		0	0	0	0	0
Undervotes	26		9	17	0	0	0
Contest Totals	915		251	640	20	4	0

### Judge, Court of Criminal Appeals, Place 5

Vote For 1

	TOTAL	VOTE %	Election Day	Early Voting	Ballot By Mail	Provisional Ballots	Limited Ballots
REP Scott Walker	628	70.88%	169	453	3	3	0
DEM Dana Huffman	258	29.12%	73	167	17	1	0
Total Votes Cast	886	100.00%	242	620	20	4	0
Overvotes	0		0	0	0	0	0
Undervotes	29		9	20	0	0	0
Contest Totals	915		251	640	20	4	0



## PCT 243

### Judge, Court of Criminal Appeals, Place 6

Vote For 1

	TOTAL	VOTE %	Election Day	Early Voting	Ballot By Mail	Provisional Ballots	Limited Ballots
REP Jesse F. McClure, III	633	71.53%	173	454	3	3	0
DEM Robert Johnson	252	28.47%	69	166	16	1	0
Total Votes Cast	885	100.00%	242	620	19	4	0
Overvotes	0		0	0	0	0	0
Undervotes	30		9	20	1	0	0
Contest Totals	915		251	640	20	4	0

### Member, State Board of Education, District 12 CCD

Vote For 1

	TOTAL	VOTE %	Election Day	Early Voting	Ballot By Mail	Provisional Ballots	Limited Ballots
REP Pam Little	614	68.91%	162	446	3	3	0
DEM Alex Cornwallis	248	27.83%	66	164	17	1	0
LIB Christy Mowrey	29	3.25%	15	14	0	0	0
Write-In Totals	0	0.00%	0	0	0	0	0
Total Votes Cast	891	100.00%	243	624	20	4	0
Overvotes	0		0	0	0	0	0
Undervotes	24		8	16	0	0	0
Contest Totals	915		251	640	20	4	0

### State Senator, District 8

Vote For 1

	TOTAL	VOTE %	Election Day	Early Voting	Ballot By Mail	Provisional Ballots	Limited Ballots
REP Angela Paxton	600	67.34%	163	431	3	3	0
DEM Jonathan Cocks	262	29.41%	68	177	16	1	0
LIB Edward Kless	29	3.25%	12	16	1	0	0
Total Votes Cast	891	100.00%	243	624	20	4	0
Overvotes	0		0	0	0	0	0
Undervotes	24		8	16	0	0	0
Contest Totals	915		251	640	20	4	0

### Justice, 5th Court of Appeals District, Place 4

Vote For 1

	TOTAL	VOTE %	Election Day	Early Voting	Ballot By Mail	Provisional Ballots	Limited Ballots
REP Emily A. Miskel	635	72.00%	174	452	6	3	0
DEM Maricela Moore	247	28.00%	68	164	14	1	0
Total Votes Cast	882	100.00%	242	616	20	4	0
Overvotes	0		0	0	0	0	0
Undervotes	33		9	24	0	0	0
Contest Totals	915		251	640	20	4	0

## PCT 243

### Justice, 5th Court of Appeals District, Place 7

Vote For 1

	TOTAL	VOTE %	Election Day	Early Voting	Ballot By Mail	Provisional Ballots	Limited Ballots
REP Kristina Williams	622	70.60%	166	450	3	3	0
DEM Nancy Kennedy	259	29.40%	73	169	16	1	0
Total Votes Cast	881	100.00%	239	619	19	4	0
Overvotes	0		0	0	0	0	0
Undervotes	34		12	21	1	0	0
Contest Totals	915		251	640	20	4	0

### County Judge CCD

Vote For 1

	TOTAL	VOTE %	Election Day	Early Voting	Ballot By Mail	Provisional Ballots	Limited Ballots
REP Chris Hill	637	72.06%	174	454	6	3	0
DEM Joshua Murray	247	27.94%	69	164	13	1	0
Total Votes Cast	884	100.00%	243	618	19	4	0
Overvotes	0		0	0	0	0	0
Undervotes	31		8	22	1	0	0
Contest Totals	915		251	640	20	4	0

### District Clerk CCD

Vote For 1

	TOTAL	VOTE %	Election Day	Early Voting	Ballot By Mail	Provisional Ballots	Limited Ballots
REP Mike Gould	627	71.41%	169	449	6	3	0
DEM David Brignac	251	28.59%	72	166	12	1	0
Total Votes Cast	878	100.00%	241	615	18	4	0
Overvotes	0		0	0	0	0	0
Undervotes	37		10	25	2	0	0
Contest Totals	915		251	640	20	4	0

### Justice of the Peace, Precinct 3

Vote For 1

	TOTAL	VOTE %	Election Day	Early Voting	Ballot By Mail	Provisional Ballots	Limited Ballots
REP Mike Missildine	634	71.80%	171	454	6	3	0
DEM Irvin Lynn Barrett	249	28.20%	71	165	12	1	0
Total Votes Cast	883	100.00%	242	619	18	4	0
Overvotes	0		0	0	0	0	0
Undervotes	32		9	21	2	0	0
Contest Totals	915		251	640	20	4	0

## PCT 243

### Lovejoy ISD - Proposition A

Vote For 1

	TOTAL	VOTE %		Election Day	Early Voting	Ballot By Mail	Provisional Ballots	Limited Ballots
For	153	37.14%		40	109	4	0	0
Against	259	62.86%		80	171	5	3	0
Total Votes Cast	412	100.00%		120	280	9	3	0
Overvotes	0			0	0	0	0	0
Undervotes	12			6	6	0	0	0
Contest Totals	424			126	286	9	3	0

### Plano ISD - Proposition A

Vote For 1

	TOTAL	VOTE %		Election Day	Early Voting	Ballot By Mail	Provisional Ballots	Limited Ballots
For	115	27.51%		27	86	2	0	0
Against	303	72.49%		78	216	8	1	0
Total Votes Cast	418	100.00%		105	302	10	1	0
Overvotes	0			0	0	0	0	0
Undervotes	16			5	10	1	0	0
Contest Totals	434			110	312	11	1	0

### Plano ISD - Proposition B

Vote For 1

	TOTAL	VOTE %		Election Day	Early Voting	Ballot By Mail	Provisional Ballots	Limited Ballots
For	134	32.13%		30	102	2	0	0
Against	283	67.87%		75	199	8	1	0
Total Votes Cast	417	100.00%		105	301	10	1	0
Overvotes	0			0	0	0	0	0
Undervotes	17			5	11	1	0	0
Contest Totals	434			110	312	11	1	0

### Plano ISD - Proposition C

Vote For 1

	TOTAL	VOTE %		Election Day	Early Voting	Ballot By Mail	Provisional Ballots	Limited Ballots
For	136	32.69%		31	103	2	0	0
Against	280	67.31%		74	197	8	1	0
Total Votes Cast	416	100.00%		105	300	10	1	0
Overvotes	0			0	0	0	0	0
Undervotes	18			5	12	1	0	0
Contest Totals	434			110	312	11	1	0

## PCT 243

### Plano ISD - Proposition D

Vote For 1

	TOTAL	VOTE %	Election Day	Early Voting	Ballot By Mail	Provisional Ballots	Limited Ballots
For	112	26.92%	28	83	1	0	0
Against	304	73.08%	77	217	9	1	0
Total Votes Cast	416	100.00%	105	300	10	1	0
Overvotes	0		0	0	0	0	0
Undervotes	18		5	12	1	0	0
Contest Totals	434		110	312	11	1	0

### Plano ISD - Proposition E

Vote For 1

	TOTAL	VOTE %	Election Day	Early Voting	Ballot By Mail	Provisional Ballots	Limited Ballots
For	105	25.30%	26	77	2	0	0
Against	310	74.70%	79	222	8	1	0
Total Votes Cast	415	100.00%	105	299	10	1	0
Overvotes	0		0	0	0	0	0
Undervotes	19		5	13	1	0	0
Contest Totals	434		110	312	11	1	0

### Wylie ISD - Trustee, Place 1

Vote For 1

	TOTAL	VOTE %	Election Day	Early Voting	Ballot By Mail	Provisional Ballots	Limited Ballots
Jill Palmer	4	23.53%	1	3	0	0	0
Stacie Smith	13	76.47%	3	10	0	0	0
Total Votes Cast	17	100.00%	4	13	0	0	0
Overvotes	0		0	0	0	0	0
Undervotes	3		1	2	0	0	0
Contest Totals	20		5	15	0	0	0

### Wylie ISD - Trustee, Place 2

Vote For 1

	TOTAL	VOTE %	Election Day	Early Voting	Ballot By Mail	Provisional Ballots	Limited Ballots
Jeffrey Keech	5	29.41%	1	4	0	0	0
Mike Williams	12	70.59%	3	9	0	0	0
Total Votes Cast	17	100.00%	4	13	0	0	0
Overvotes	0		0	0	0	0	0
Undervotes	3		1	2	0	0	0
Contest Totals	20		5	15	0	0	0

## PCT 243

### Wylie ISD - Trustee, Place 5

Vote For 1

	TOTAL	VOTE %		Election Day	Early Voting	Ballot By Mail	Provisional Ballots	Limited Ballots
Virddie Montgomery	5	27.78%		0	5	0	0	0
Kevin Brooks	13	72.22%		4	9	0	0	0
Total Votes Cast	18	100.00%		4	14	0	0	0
Overvotes	0			0	0	0	0	0
Undervotes	2			1	1	0	0	0
Contest Totals	20			5	15	0	0	0

### Wylie ISD - Trustee, Place 6

Vote For 1

	TOTAL	VOTE %		Election Day	Early Voting	Ballot By Mail	Provisional Ballots	Limited Ballots
Jacob Day	10	58.82%		3	7	0	0	0
Michael Schwerin	7	41.18%		1	6	0	0	0
Total Votes Cast	17	100.00%		4	13	0	0	0
Overvotes	0			0	0	0	0	0
Undervotes	3			1	2	0	0	0
Contest Totals	20			5	15	0	0	0

## PCT 244

### U. S. Representative District 3

Vote For 1

	TOTAL	VOTE %	Election Day	Early Voting	Ballot By Mail	Provisional Ballots	Limited Ballots
REP Keith Self	943	54.67%	231	695	17	0	0
DEM Sandeep Srivastava	730	42.32%	177	537	14	2	0
LIB Christopher Claytor	52	3.01%	17	34	1	0	0
Total Votes Cast	1,725	100.00%	425	1,266	32	2	0
Overvotes	0		0	0	0	0	0
Undervotes	37		14	23	0	0	0
Contest Totals	1,762		439	1,289	32	2	0

### Governor

Vote For 1

	TOTAL	VOTE %	Election Day	Early Voting	Ballot By Mail	Provisional Ballots	Limited Ballots
REP Greg Abbott	939	53.41%	224	697	18	0	0
DEM Beto O'Rourke	798	45.39%	209	573	14	2	0
LIB Mark Tippetts	16	0.91%	3	13	0	0	0
GRN Delilah Barrios	2	0.11%	1	1	0	0	0
Write-In Totals	3	0.17%	2	1	0	0	0
Total Votes Cast	1,758	100.00%	439	1,285	32	2	0
Overvotes	0		0	0	0	0	0
Undervotes	4		0	4	0	0	0
Contest Totals	1,762		439	1,289	32	2	0

### Lieutenant Governor

Vote For 1

	TOTAL	VOTE %	Election Day	Early Voting	Ballot By Mail	Provisional Ballots	Limited Ballots
REP Dan Patrick	918	52.91%	224	677	17	0	0
DEM Mike Collier	773	44.55%	186	571	14	2	0
LIB Shanna Steele	44	2.54%	15	29	0	0	0
Total Votes Cast	1,735	100.00%	425	1,277	31	2	0
Overvotes	0		0	0	0	0	0
Undervotes	27		14	12	1	0	0
Contest Totals	1,762		439	1,289	32	2	0

### Attorney General

Vote For 1

	TOTAL	VOTE %	Election Day	Early Voting	Ballot By Mail	Provisional Ballots	Limited Ballots
REP Ken Paxton	876	50.87%	211	649	16	0	0
DEM Rochelle Mercedes Garza	779	45.24%	191	572	14	2	0
LIB Mark Ash	67	3.89%	22	45	0	0	0
Total Votes Cast	1,722	100.00%	424	1,266	30	2	0
Overvotes	0		0	0	0	0	0
Undervotes	40		15	23	2	0	0
Contest Totals	1,762		439	1,289	32	2	0

## PCT 244

### Comptroller of Public Accounts

Vote For 1

	TOTAL	VOTE %	Election Day	Early Voting	Ballot By Mail	Provisional Ballots	Limited Ballots
REP Glenn Hegar	992	57.74%	242	733	17	0	0
DEM Janet T. Dudding	696	40.51%	168	512	14	2	0
LIB V. Alonzo Echevarria-Garza	30	1.75%	10	19	1	0	0
Total Votes Cast	1,718	100.00%	420	1,264	32	2	0
Overvotes	0		0	0	0	0	0
Undervotes	44		19	25	0	0	0
Contest Totals	1,762		439	1,289	32	2	0

### Commissioner of the General Land Office

Vote For 1

	TOTAL	VOTE %	Election Day	Early Voting	Ballot By Mail	Provisional Ballots	Limited Ballots
REP Dawn Buckingham	973	56.90%	234	724	15	0	0
DEM Jay Kleberg	714	41.75%	177	521	14	2	0
GRN Alfred Molison, Jr	20	1.17%	6	14	0	0	0
Write-In Totals	3	0.18%	0	1	2	0	0
Total Votes Cast	1,710	100.00%	417	1,260	31	2	0
Overvotes	0		0	0	0	0	0
Undervotes	52		22	29	1	0	0
Contest Totals	1,762		439	1,289	32	2	0

### Commissioner of Agriculture

Vote For 1

	TOTAL	VOTE %	Election Day	Early Voting	Ballot By Mail	Provisional Ballots	Limited Ballots
REP Sid Miller	975	57.15%	234	725	16	0	0
DEM Susan Hays	731	42.85%	183	532	14	2	0
Total Votes Cast	1,706	100.00%	417	1,257	30	2	0
Overvotes	0		0	0	0	0	0
Undervotes	56		22	32	2	0	0
Contest Totals	1,762		439	1,289	32	2	0

### Railroad Commissioner

Vote For 1

	TOTAL	VOTE %	Election Day	Early Voting	Ballot By Mail	Provisional Ballots	Limited Ballots
REP Wayne Christian	961	56.10%	234	711	16	0	0
DEM Luke Warford	693	40.46%	164	514	13	2	0
LIB Jaime Andres Diez	44	2.57%	14	30	0	0	0
GRN Hunter Wayne Crow	15	0.88%	6	7	2	0	0
Total Votes Cast	1,713	100.00%	418	1,262	31	2	0
Overvotes	0		0	0	0	0	0
Undervotes	49		21	27	1	0	0
Contest Totals	1,762		439	1,289	32	2	0

## PCT 244

### Justice, Supreme Court, Place 3

Vote For 1

	TOTAL	VOTE %		Election Day	Early Voting	Ballot By Mail	Provisional Ballots	Limited Ballots
REP Debra Lehrmann	944	55.20%	<div style="width: 55.20%;"><div style="width: 55.20%;"></div></div>	228	699	17	0	0
DEM Erin A. Nowell	732	42.81%	<div style="width: 42.81%;"><div style="width: 42.81%;"></div></div>	178	538	14	2	0
LIB Thomas Edward Oxford	34	1.99%	<div style="width: 1.99%;"><div style="width: 1.99%;"></div></div>	12	22	0	0	0
Total Votes Cast	1,710	100.00%	<div style="width: 100.00%;"><div style="width: 100.00%;"></div></div>	418	1,259	31	2	0
Overvotes	0			0	0	0	0	0
Undervotes	52			21	30	1	0	0
Contest Totals	1,762			439	1,289	32	2	0

### Justice, Supreme Court, Place 5

Vote For 1

	TOTAL	VOTE %		Election Day	Early Voting	Ballot By Mail	Provisional Ballots	Limited Ballots
REP Rebeca Huddle	968	56.74%	<div style="width: 56.74%;"><div style="width: 56.74%;"></div></div>	233	717	18	0	0
DEM Amanda Reichel	738	43.26%	<div style="width: 43.26%;"><div style="width: 43.26%;"></div></div>	184	540	12	2	0
Total Votes Cast	1,706	100.00%	<div style="width: 100.00%;"><div style="width: 100.00%;"></div></div>	417	1,257	30	2	0
Overvotes	0			0	0	0	0	0
Undervotes	56			22	32	2	0	0
Contest Totals	1,762			439	1,289	32	2	0

### Justice, Supreme Court, Place 9

Vote For 1

	TOTAL	VOTE %		Election Day	Early Voting	Ballot By Mail	Provisional Ballots	Limited Ballots
REP Evan Young	955	56.01%	<div style="width: 56.01%;"><div style="width: 56.01%;"></div></div>	231	707	17	0	0
DEM Julia Maldonado	750	43.99%	<div style="width: 43.99%;"><div style="width: 43.99%;"></div></div>	185	549	14	2	0
Total Votes Cast	1,705	100.00%	<div style="width: 100.00%;"><div style="width: 100.00%;"></div></div>	416	1,256	31	2	0
Overvotes	0			0	0	0	0	0
Undervotes	57			23	33	1	0	0
Contest Totals	1,762			439	1,289	32	2	0

### Judge, Court of Criminal Appeals, Place 5

Vote For 1




	TOTAL	VOTE %		Election Day	Early Voting	Ballot By Mail	Provisional Ballots	Limited Ballots
REP Scott Walker	959	56.51%	<div style="width: 56.51%;"><div style="width: 56.51%;"></div></div>	231	712	16	0	0
DEM Dana Huffman	738	43.49%	<div style="width: 43.49%;"><div style="width: 43.49%;"></div></div>	184	537	15	2	0
Total Votes Cast	1,697	100.00%	<div style="width: 100.00%;"><div style="width: 100.00%;"></div></div>	415	1,249	31	2	0
Overvotes	0			0	0	0	0	0
Undervotes	65			24	40	1	0	0
Contest Totals	1,762			439	1,289	32	2	0



## PCT 244






### Judge, Court of Criminal Appeals, Place 6

Vote For 1

	TOTAL	VOTE %		Election Day	Early Voting	Ballot By Mail	Provisional Ballots	Limited Ballots
REP Jesse F. McClure, III	962	56.86%		231	714	17	0	0
DEM Robert Johnson	730	43.14%		182	532	14	2	0
Total Votes Cast	1,692	100.00%		413	1,246	31	2	0
Overvotes	0			0	0	0	0	0
Undervotes	70			26	43	1	0	0
Contest Totals	1,762			439	1,289	32	2	0




### Member, State Board of Education, District 12 CCD

Vote For 1

	TOTAL	VOTE %		Election Day	Early Voting	Ballot By Mail	Provisional Ballots	Limited Ballots
REP Pam Little	918	54.06%		221	681	16	0	0
DEM Alex Cornwallis	725	42.70%		182	527	14	2	0
LIB Christy Mowrey	54	3.18%		14	39	1	0	0
Write-In Totals	1	0.06%		0	1	0	0	0
Total Votes Cast	1,698	100.00%		417	1,248	31	2	0
Overvotes	0			0	0	0	0	0
Undervotes	64			22	41	1	0	0
Contest Totals	1,762			439	1,289	32	2	0




### State Representative, District 61

Vote For 1

	TOTAL	VOTE %		Election Day	Early Voting	Ballot By Mail	Provisional Ballots	Limited Ballots
REP Frederick Frazier	953	56.06%		228	709	16	0	0
DEM Sheena King	747	43.94%		188	543	14	2	0
Total Votes Cast	1,700	100.00%		416	1,252	30	2	0
Overvotes	0			0	0	0	0	0
Undervotes	62			23	37	2	0	0
Contest Totals	1,762			439	1,289	32	2	0

### Justice, 5th Court of Appeals District, Place 4

Vote For 1

	TOTAL	VOTE %		Election Day	Early Voting	Ballot By Mail	Provisional Ballots	Limited Ballots
REP Emily A. Miskel	961	57.17%		233	711	17	0	0
DEM Maricela Moore	720	42.83%		180	524	14	2	0
Total Votes Cast	1,681	100.00%		413	1,235	31	2	0
Overvotes	0			0	0	0	0	0
Undervotes	81			26	54	1	0	0
Contest Totals	1,762			439	1,289	32	2	0

## PCT 244

### Justice, 5th Court of Appeals District, Place 7

Vote For 1

	TOTAL	VOTE %	Election Day	Early Voting	Ballot By Mail	Provisional Ballots	Limited Ballots
REP Kristina Williams	952	56.46%	231	704	17	0	0
DEM Nancy Kennedy	734	43.54%	184	534	14	2	0
Total Votes Cast	1,686	100.00%	415	1,238	31	2	0
Overvotes	0		0	0	0	0	0
Undervotes	76		24	51	1	0	0
Contest Totals	1,762		439	1,289	32	2	0

### County Judge CCD

Vote For 1

	TOTAL	VOTE %	Election Day	Early Voting	Ballot By Mail	Provisional Ballots	Limited Ballots
REP Chris Hill	969	57.03%	231	721	17	0	0
DEM Joshua Murray	730	42.97%	186	528	14	2	0
Total Votes Cast	1,699	100.00%	417	1,249	31	2	0
Overvotes	0		0	0	0	0	0
Undervotes	63		22	40	1	0	0
Contest Totals	1,762		439	1,289	32	2	0

### District Clerk CCD

Vote For 1

	TOTAL	VOTE %	Election Day	Early Voting	Ballot By Mail	Provisional Ballots	Limited Ballots
REP Mike Gould	971	57.46%	232	722	17	0	0
DEM David Brignac	719	42.54%	179	524	14	2	0
Total Votes Cast	1,690	100.00%	411	1,246	31	2	0
Overvotes	0		0	0	0	0	0
Undervotes	72		28	43	1	0	0
Contest Totals	1,762		439	1,289	32	2	0

### Justice of the Peace, Precinct 4

Vote For 1

	TOTAL	VOTE %	Election Day	Early Voting	Ballot By Mail	Provisional Ballots	Limited Ballots
REP Vincent Venegoni	959	56.91%	231	711	17	0	0
DEM Adam Kern	726	43.09%	181	529	14	2	0
Total Votes Cast	1,685	100.00%	412	1,240	31	2	0
Overvotes	0		0	0	0	0	0
Undervotes	77		27	49	1	0	0
Contest Totals	1,762		439	1,289	32	2	0

## PCT 245

### U. S. Representative, District 4

Vote For 1

	TOTAL	VOTE %		Election Day	Early Voting	Ballot By Mail	Provisional Ballots	Limited Ballots
REP Pat Fallon	592	52.53%	<div style="width: 52.53%;"><div style="width: 52.53%;"></div></div>	199	381	12	0	0
DEM Iro Omere	509	45.16%	<div style="width: 45.16%;"><div style="width: 45.16%;"></div></div>	178	321	9	1	0
LIB John Simmons	26	2.31%	<div style="width: 2.31%;"><div style="width: 2.31%;"></div></div>	7	19	0	0	0
Total Votes Cast	1,127	100.00%	<div style="width: 100.00%;"><div style="width: 100.00%;"></div></div>	384	721	21	1	0
Overvotes	0			0	0	0	0	0
Undervotes	24			9	15	0	0	0
Contest Totals	1,151			393	736	21	1	0

### Governor

Vote For 1

	TOTAL	VOTE %		Election Day	Early Voting	Ballot By Mail	Provisional Ballots	Limited Ballots
REP Greg Abbott	581	50.65%	<div style="width: 50.65%;"><div style="width: 50.65%;"></div></div>	196	373	12	0	0
DEM Beto O'Rourke	549	47.86%	<div style="width: 47.86%;"><div style="width: 47.86%;"></div></div>	191	348	9	1	0
LIB Mark Tippetts	9	0.78%	<div style="width: 0.78%;"><div style="width: 0.78%;"></div></div>	4	5	0	0	0
GRN Delilah Barrios	4	0.35%	<div style="width: 0.35%;"><div style="width: 0.35%;"></div></div>	1	3	0	0	0
Write-In Totals	4	0.35%	<div style="width: 0.35%;"><div style="width: 0.35%;"></div></div>	1	3	0	0	0
Total Votes Cast	1,147	100.00%	<div style="width: 100.00%;"><div style="width: 100.00%;"></div></div>	393	732	21	1	0
Overvotes	0			0	0	0	0	0
Undervotes	4			0	4	0	0	0
Contest Totals	1,151			393	736	21	1	0

### Lieutenant Governor

Vote For 1

	TOTAL	VOTE %		Election Day	Early Voting	Ballot By Mail	Provisional Ballots	Limited Ballots
REP Dan Patrick	568	50.04%	<div style="width: 50.04%;"><div style="width: 50.04%;"></div></div>	196	360	12	0	0
DEM Mike Collier	539	47.49%	<div style="width: 47.49%;"><div style="width: 47.49%;"></div></div>	177	352	9	1	0
LIB Shanna Steele	28	2.47%	<div style="width: 2.47%;"><div style="width: 2.47%;"></div></div>	11	17	0	0	0
Total Votes Cast	1,135	100.00%	<div style="width: 100.00%;"><div style="width: 100.00%;"></div></div>	384	729	21	1	0
Overvotes	0			0	0	0	0	0
Undervotes	16			9	7	0	0	0
Contest Totals	1,151			393	736	21	1	0

### Attorney General

Vote For 1

	TOTAL	VOTE %		Election Day	Early Voting	Ballot By Mail	Provisional Ballots	Limited Ballots
REP Ken Paxton	557	49.07%	<div style="width: 49.07%;"><div style="width: 49.07%;"></div></div>	193	352	12	0	0
DEM Rochelle Mercedes Garza	540	47.58%	<div style="width: 47.58%;"><div style="width: 47.58%;"></div></div>	181	349	9	1	0
LIB Mark Ash	38	3.35%	<div style="width: 3.35%;"><div style="width: 3.35%;"></div></div>	10	28	0	0	0
Total Votes Cast	1,135	100.00%	<div style="width: 100.00%;"><div style="width: 100.00%;"></div></div>	384	729	21	1	0
Overvotes	0			0	0	0	0	0
Undervotes	16			9	7	0	0	0
Contest Totals	1,151			393	736	21	1	0

## PCT 245

### Comptroller of Public Accounts

Vote For 1

	TOTAL	VOTE %	Election Day	Early Voting	Ballot By Mail	Provisional Ballots	Limited Ballots
REP Glenn Hegar	610	54.37%	202	396	12	0	0
DEM Janet T. Dudding	492	43.85%	170	312	9	1	0
LIB V. Alonzo Echevarria-Garza	20	1.78%	7	13	0	0	0
Total Votes Cast	1,122	100.00%	379	721	21	1	0
Overvotes	0		0	0	0	0	0
Undervotes	29		14	15	0	0	0
Contest Totals	1,151		393	736	21	1	0

### Commissioner of the General Land Office

Vote For 1

	TOTAL	VOTE %	Election Day	Early Voting	Ballot By Mail	Provisional Ballots	Limited Ballots
REP Dawn Buckingham	603	53.89%	202	389	12	0	0
DEM Jay Kleberg	507	45.31%	171	326	9	1	0
GRN Alfred Molison, Jr	9	0.80%	6	3	0	0	0
Write-In Totals	0	0.00%	0	0	0	0	0
Total Votes Cast	1,119	100.00%	379	718	21	1	0
Overvotes	0		0	0	0	0	0
Undervotes	32		14	18	0	0	0
Contest Totals	1,151		393	736	21	1	0

### Commissioner of Agriculture

Vote For 1

	TOTAL	VOTE %	Election Day	Early Voting	Ballot By Mail	Provisional Ballots	Limited Ballots
REP Sid Miller	605	54.31%	200	393	12	0	0
DEM Susan Hays	509	45.69%	176	323	9	1	0
Total Votes Cast	1,114	100.00%	376	716	21	1	0
Overvotes	0		0	0	0	0	0
Undervotes	37		17	20	0	0	0
Contest Totals	1,151		393	736	21	1	0

### Railroad Commissioner

Vote For 1

	TOTAL	VOTE %	Election Day	Early Voting	Ballot By Mail	Provisional Ballots	Limited Ballots
REP Wayne Christian	599	53.53%	202	385	12	0	0
DEM Luke Warford	486	43.43%	166	310	9	1	0
LIB Jaime Andres Diez	27	2.41%	11	16	0	0	0
GRN Hunter Wayne Crow	7	0.63%	1	6	0	0	0
Total Votes Cast	1,119	100.00%	380	717	21	1	0
Overvotes	0		0	0	0	0	0
Undervotes	32		13	19	0	0	0
Contest Totals	1,151		393	736	21	1	0

## PCT 245

### Justice, Supreme Court, Place 3

Vote For 1

	TOTAL	VOTE %		Election Day	Early Voting	Ballot By Mail	Provisional Ballots	Limited Ballots
REP Debra Lehrmann	591	52.82%	<div style="width: 52.82%;"><div style="width: 52.82%;"></div></div>	196	383	12	0	0
DEM Erin A. Nowell	506	45.22%	<div style="width: 45.22%;"><div style="width: 45.22%;"></div></div>	175	321	9	1	0
LIB Thomas Edward Oxford	22	1.97%	<div style="width: 1.97%;"><div style="width: 1.97%;"></div></div>	8	14	0	0	0
Total Votes Cast	1,119	100.00%	<div style="width: 100.00%;"><div style="width: 100.00%;"></div></div>	379	718	21	1	0
Overvotes	0			0	0	0	0	0
Undervotes	32			14	18	0	0	0
Contest Totals	1,151			393	736	21	1	0

### Justice, Supreme Court, Place 5

Vote For 1

	TOTAL	VOTE %		Election Day	Early Voting	Ballot By Mail	Provisional Ballots	Limited Ballots
REP Rebeca Huddle	590	53.15%	<div style="width: 53.15%;"><div style="width: 53.15%;"></div></div>	196	382	12	0	0
DEM Amanda Reichel	520	46.85%	<div style="width: 46.85%;"><div style="width: 46.85%;"></div></div>	180	331	8	1	0
Total Votes Cast	1,110	100.00%	<div style="width: 100.00%;"><div style="width: 100.00%;"></div></div>	376	713	20	1	0
Overvotes	0			0	0	0	0	0
Undervotes	41			17	23	1	0	0
Contest Totals	1,151			393	736	21	1	0

### Justice, Supreme Court, Place 9

Vote For 1

	TOTAL	VOTE %		Election Day	Early Voting	Ballot By Mail	Provisional Ballots	Limited Ballots
REP Evan Young	596	53.60%	<div style="width: 53.60%;"><div style="width: 53.60%;"></div></div>	200	384	12	0	0
DEM Julia Maldonado	516	46.40%	<div style="width: 46.40%;"><div style="width: 46.40%;"></div></div>	175	331	9	1	0
Total Votes Cast	1,112	100.00%	<div style="width: 100.00%;"><div style="width: 100.00%;"></div></div>	375	715	21	1	0
Overvotes	0			0	0	0	0	0
Undervotes	39			18	21	0	0	0
Contest Totals	1,151			393	736	21	1	0

### Judge, Court of Criminal Appeals, Place 5

Vote For 1

	TOTAL	VOTE %		Election Day	Early Voting	Ballot By Mail	Provisional Ballots	Limited Ballots
REP Scott Walker	588	53.16%	<div style="width: 53.16%;"><div style="width: 53.16%;"></div></div>	199	377	12	0	0
DEM Dana Huffman	518	46.84%	<div style="width: 46.84%;"><div style="width: 46.84%;"></div></div>	175	333	9	1	0
Total Votes Cast	1,106	100.00%	<div style="width: 100.00%;"><div style="width: 100.00%;"></div></div>	374	710	21	1	0
Overvotes	0			0	0	0	0	0
Undervotes	45			19	26	0	0	0
Contest Totals	1,151			393	736	21	1	0

## PCT 245

### Judge, Court of Criminal Appeals, Place 6

Vote For 1

	TOTAL	VOTE %		Election Day	Early Voting	Ballot By Mail	Provisional Ballots	Limited Ballots
REP Jesse F. McClure, III	591	53.58%	<div style="width: 53.58%;"><div style="width: 53.58%;"></div></div>	201	378	12	0	0
DEM Robert Johnson	512	46.42%	<div style="width: 46.42%;"><div style="width: 46.42%;"></div></div>	173	329	9	1	0
Total Votes Cast	1,103	100.00%	<div style="width: 100%;"><div style="width: 100%;"></div></div>	374	707	21	1	0
Overvotes	0			0	0	0	0	0
Undervotes	48			19	29	0	0	0
Contest Totals	1,151			393	736	21	1	0

### Member, State Board of Education, District 12 CCD

Vote For 1

	TOTAL	VOTE %		Election Day	Early Voting	Ballot By Mail	Provisional Ballots	Limited Ballots
REP Pam Little	588	52.78%	<div style="width: 52.78%;"><div style="width: 52.78%;"></div></div>	198	378	12	0	0
DEM Alex Cornwallis	495	44.43%	<div style="width: 44.43%;"><div style="width: 44.43%;"></div></div>	170	315	9	1	0
LIB Christy Mowrey	31	2.78%	<div style="width: 2.78%;"><div style="width: 2.78%;"></div></div>	12	19	0	0	0
Write-In Totals	0	0.00%	<div style="width: 0%;"><div style="width: 0%;"></div></div>	0	0	0	0	0
Total Votes Cast	1,114	100.00%	<div style="width: 100%;"><div style="width: 100%;"></div></div>	380	712	21	1	0
Overvotes	0			0	0	0	0	0
Undervotes	37			13	24	0	0	0
Contest Totals	1,151			393	736	21	1	0

### State Representative, District 66

Vote For 1

	TOTAL	VOTE %		Election Day	Early Voting	Ballot By Mail	Provisional Ballots	Limited Ballots
REP Matt Shaheen	600	54.10%	<div style="width: 54.10%;"><div style="width: 54.10%;"></div></div>	201	387	12	0	0
DEM Jesse Ringness	509	45.90%	<div style="width: 45.90%;"><div style="width: 45.90%;"></div></div>	174	325	9	1	0
Total Votes Cast	1,109	100.00%	<div style="width: 100%;"><div style="width: 100%;"></div></div>	375	712	21	1	0
Overvotes	0			0	0	0	0	0
Undervotes	42			18	24	0	0	0
Contest Totals	1,151			393	736	21	1	0

### Justice, 5th Court of Appeals District, Place 4

Vote For 1

	TOTAL	VOTE %		Election Day	Early Voting	Ballot By Mail	Provisional Ballots	Limited Ballots
REP Emily A. Miskel	590	53.54%	<div style="width: 53.54%;"><div style="width: 53.54%;"></div></div>	199	379	12	0	0
DEM Maricela Moore	512	46.46%	<div style="width: 46.46%;"><div style="width: 46.46%;"></div></div>	176	326	9	1	0
Total Votes Cast	1,102	100.00%	<div style="width: 100%;"><div style="width: 100%;"></div></div>	375	705	21	1	0
Overvotes	0			0	0	0	0	0
Undervotes	49			18	31	0	0	0
Contest Totals	1,151			393	736	21	1	0

## PCT 245

### Justice, 5th Court of Appeals District, Place 7

Vote For 1

	TOTAL	VOTE %	Election Day	Early Voting	Ballot By Mail	Provisional Ballots	Limited Ballots
REP Kristina Williams	589	53.40%	201	376	12	0	0
DEM Nancy Kennedy	514	46.60%	173	331	9	1	0
Total Votes Cast	1,103	100.00%	374	707	21	1	0
Overvotes	0		0	0	0	0	0
Undervotes	48		19	29	0	0	0
Contest Totals	1,151		393	736	21	1	0

### County Judge CCD

Vote For 1

	TOTAL	VOTE %	Election Day	Early Voting	Ballot By Mail	Provisional Ballots	Limited Ballots
REP Chris Hill	590	53.11%	202	376	12	0	0
DEM Joshua Murray	521	46.89%	173	338	9	1	0
Total Votes Cast	1,111	100.00%	375	714	21	1	0
Overvotes	0		0	0	0	0	0
Undervotes	40		18	22	0	0	0
Contest Totals	1,151		393	736	21	1	0

### District Clerk CCD

Vote For 1

	TOTAL	VOTE %	Election Day	Early Voting	Ballot By Mail	Provisional Ballots	Limited Ballots
REP Mike Gould	596	54.13%	199	385	12	0	0
DEM David Brignac	505	45.87%	171	324	9	1	0
Total Votes Cast	1,101	100.00%	370	709	21	1	0
Overvotes	0		0	0	0	0	0
Undervotes	50		23	27	0	0	0
Contest Totals	1,151		393	736	21	1	0

### Justice of the Peace, Precinct 4

Vote For 1

	TOTAL	VOTE %	Election Day	Early Voting	Ballot By Mail	Provisional Ballots	Limited Ballots
REP Vincent Venegoni	585	53.13%	197	376	12	0	0
DEM Adam Kern	516	46.87%	176	330	9	1	0
Total Votes Cast	1,101	100.00%	373	706	21	1	0
Overvotes	0		0	0	0	0	0
Undervotes	50		20	30	0	0	0
Contest Totals	1,151		393	736	21	1	0

## PCT 246

### U. S. Representative District 3

Vote For 1

	TOTAL	VOTE %	Election Day	Early Voting	Ballot By Mail	Provisional Ballots	Limited Ballots
REP Keith Self	904	54.42%	158	727	19	0	0
DEM Sandeep Srivastava	728	43.83%	144	551	31	2	0
LIB Christopher Claytor	29	1.75%	11	18	0	0	0
Total Votes Cast	1,661	100.00%	313	1,296	50	2	0
Overvotes	0		0	0	0	0	0
Undervotes	30		7	21	2	0	0
Contest Totals	1,691		320	1,317	52	2	0

### Governor

Vote For 1

	TOTAL	VOTE %	Election Day	Early Voting	Ballot By Mail	Provisional Ballots	Limited Ballots
REP Greg Abbott	869	51.57%	147	705	17	0	0
DEM Beto O'Rourke	796	47.24%	167	593	34	2	0
LIB Mark Tippetts	13	0.77%	2	10	1	0	0
GRN Delilah Barrios	5	0.30%	3	2	0	0	0
Write-In Totals	2	0.12%	0	2	0	0	0
Total Votes Cast	1,685	100.00%	319	1,312	52	2	0
Overvotes	0		0	0	0	0	0
Undervotes	6		1	5	0	0	0
Contest Totals	1,691		320	1,317	52	2	0

### Lieutenant Governor

Vote For 1

	TOTAL	VOTE %	Election Day	Early Voting	Ballot By Mail	Provisional Ballots	Limited Ballots
REP Dan Patrick	820	48.93%	138	665	17	0	0
DEM Mike Collier	826	49.28%	165	625	34	2	0
LIB Shanna Steele	30	1.79%	11	18	1	0	0
Total Votes Cast	1,676	100.00%	314	1,308	52	2	0
Overvotes	0		0	0	0	0	0
Undervotes	15		6	9	0	0	0
Contest Totals	1,691		320	1,317	52	2	0

### Attorney General

Vote For 1

	TOTAL	VOTE %	Election Day	Early Voting	Ballot By Mail	Provisional Ballots	Limited Ballots
REP Ken Paxton	805	48.29%	140	649	16	0	0
DEM Rochelle Mercedes Garza	794	47.63%	154	604	34	2	0
LIB Mark Ash	68	4.08%	17	50	1	0	0
Total Votes Cast	1,667	100.00%	311	1,303	51	2	0
Overvotes	0		0	0	0	0	0
Undervotes	24		9	14	1	0	0
Contest Totals	1,691		320	1,317	52	2	0



## PCT 246

### Comptroller of Public Accounts

Vote For 1

	TOTAL	VOTE %	Election Day	Early Voting	Ballot By Mail	Provisional Ballots	Limited Ballots
REP Glenn Hegar	929	55.93%	157	753	19	0	0
DEM Janet T. Dudding	702	42.26%	142	527	31	2	0
LIB V. Alonzo Echevarria-Garza	30	1.81%	8	21	1	0	0
Total Votes Cast	1,661	100.00%	307	1,301	51	2	0
Overvotes	0		0	0	0	0	0
Undervotes	30		13	16	1	0	0
Contest Totals	1,691		320	1,317	52	2	0

### Commissioner of the General Land Office

Vote For 1

	TOTAL	VOTE %	Election Day	Early Voting	Ballot By Mail	Provisional Ballots	Limited Ballots
REP Dawn Buckingham	914	55.13%	156	739	19	0	0
DEM Jay Kleberg	724	43.67%	146	544	32	2	0
GRN Alfred Molison, Jr	18	1.09%	5	13	0	0	0
Write-In Totals	3	0.18%	2	1	0	0	0
Total Votes Cast	1,658	100.00%	308	1,297	51	2	0
Overvotes	0		0	0	0	0	0
Undervotes	33		12	20	1	0	0
Contest Totals	1,691		320	1,317	52	2	0

### Commissioner of Agriculture

Vote For 1

	TOTAL	VOTE %	Election Day	Early Voting	Ballot By Mail	Provisional Ballots	Limited Ballots
REP Sid Miller	901	54.74%	154	729	18	0	0
DEM Susan Hays	745	45.26%	152	559	32	2	0
Total Votes Cast	1,646	100.00%	306	1,288	50	2	0
Overvotes	0		0	0	0	0	0
Undervotes	45		14	29	2	0	0
Contest Totals	1,691		320	1,317	52	2	0

### Railroad Commissioner

Vote For 1

	TOTAL	VOTE %	Election Day	Early Voting	Ballot By Mail	Provisional Ballots	Limited Ballots
REP Wayne Christian	887	53.72%	150	720	17	0	0
DEM Luke Warford	723	43.79%	143	547	31	2	0
LIB Jaime Andres Diez	25	1.51%	8	16	1	0	0
GRN Hunter Wayne Crow	16	0.97%	5	10	1	0	0
Total Votes Cast	1,651	100.00%	306	1,293	50	2	0
Overvotes	0		0	0	0	0	0
Undervotes	40		14	24	2	0	0
Contest Totals	1,691		320	1,317	52	2	0

## PCT 246

### Justice, Supreme Court, Place 3

Vote For 1

	TOTAL	VOTE %	Election Day	Early Voting	Ballot By Mail	Provisional Ballots	Limited Ballots
REP Debra Lehrmann	903	54.46%	153	732	18	0	0
DEM Erin A. Nowell	730	44.03%	148	547	33	2	0
LIB Thomas Edward Oxford	25	1.51%	7	18	0	0	0
Total Votes Cast	1,658	100.00%	308	1,297	51	2	0
Overvotes	0		0	0	0	0	0
Undervotes	33		12	20	1	0	0
Contest Totals	1,691		320	1,317	52	2	0

### Justice, Supreme Court, Place 5

Vote For 1

	TOTAL	VOTE %	Election Day	Early Voting	Ballot By Mail	Provisional Ballots	Limited Ballots
REP Rebeca Huddle	908	54.90%	151	740	17	0	0
DEM Amanda Reichel	746	45.10%	155	556	33	2	0
Total Votes Cast	1,654	100.00%	306	1,296	50	2	0
Overvotes	0		0	0	0	0	0
Undervotes	37		14	21	2	0	0
Contest Totals	1,691		320	1,317	52	2	0

### Justice, Supreme Court, Place 9

Vote For 1

	TOTAL	VOTE %	Election Day	Early Voting	Ballot By Mail	Provisional Ballots	Limited Ballots
REP Evan Young	905	54.75%	152	735	18	0	0
DEM Julia Maldonado	748	45.25%	155	558	33	2	0
Total Votes Cast	1,653	100.00%	307	1,293	51	2	0
Overvotes	0		0	0	0	0	0
Undervotes	38		13	24	1	0	0
Contest Totals	1,691		320	1,317	52	2	0

### Judge, Court of Criminal Appeals, Place 5

Vote For 1

	TOTAL	VOTE %	Election Day	Early Voting	Ballot By Mail	Provisional Ballots	Limited Ballots
REP Scott Walker	897	54.43%	147	732	18	0	0
DEM Dana Huffman	751	45.57%	159	557	33	2	0
Total Votes Cast	1,648	100.00%	306	1,289	51	2	0
Overvotes	0		0	0	0	0	0
Undervotes	43		14	28	1	0	0
Contest Totals	1,691		320	1,317	52	2	0

## PCT 246

### Judge, Court of Criminal Appeals, Place 6

Vote For 1

	TOTAL	VOTE %		Election Day	Early Voting	Ballot By Mail	Provisional Ballots	Limited Ballots
REP Jesse F. McClure, III	908	55.10%	<div style="width: 55.10%;"><div style="width: 55.10%;"></div></div>	153	737	18	0	0
DEM Robert Johnson	740	44.90%	<div style="width: 44.90%;"><div style="width: 44.90%;"></div></div>	153	552	33	2	0
Total Votes Cast	1,648	100.00%	<div style="width: 100.00%;"><div style="width: 100.00%;"></div></div>	306	1,289	51	2	0
Overvotes	0			0	0	0	0	0
Undervotes	43			14	28	1	0	0
Contest Totals	1,691			320	1,317	52	2	0

### Member, State Board of Education, District 12 CCD

Vote For 1

	TOTAL	VOTE %		Election Day	Early Voting	Ballot By Mail	Provisional Ballots	Limited Ballots
REP Pam Little	892	53.93%	<div style="width: 53.93%;"><div style="width: 53.93%;"></div></div>	156	718	18	0	0
DEM Alex Cornwallis	720	43.53%	<div style="width: 43.53%;"><div style="width: 43.53%;"></div></div>	138	549	31	2	0
LIB Christy Mowrey	41	2.48%	<div style="width: 2.48%;"><div style="width: 2.48%;"></div></div>	13	26	2	0	0
Write-In Totals	2	0.12%	<div style="width: 0.12%;"><div style="width: 0.12%;"></div></div>	0	2	0	0	0
Total Votes Cast	1,654	100.00%	<div style="width: 100.00%;"><div style="width: 100.00%;"></div></div>	307	1,294	51	2	0
Overvotes	0			0	0	0	0	0
Undervotes	37			13	23	1	0	0
Contest Totals	1,691			320	1,317	52	2	0

### State Senator, District 8

Vote For 1

	TOTAL	VOTE %		Election Day	Early Voting	Ballot By Mail	Provisional Ballots	Limited Ballots
REP Angela Paxton	822	50.00%	<div style="width: 50.00%;"><div style="width: 50.00%;"></div></div>	136	670	16	0	0
DEM Jonathan Cocks	778	47.32%	<div style="width: 47.32%;"><div style="width: 47.32%;"></div></div>	155	587	34	2	0
LIB Edward Kless	44	2.68%	<div style="width: 2.68%;"><div style="width: 2.68%;"></div></div>	12	31	1	0	0
Total Votes Cast	1,644	100.00%	<div style="width: 100.00%;"><div style="width: 100.00%;"></div></div>	303	1,288	51	2	0
Overvotes	0			0	0	0	0	0
Undervotes	47			17	29	1	0	0
Contest Totals	1,691			320	1,317	52	2	0

### State Representative, District 66

Vote For 1

	TOTAL	VOTE %		Election Day	Early Voting	Ballot By Mail	Provisional Ballots	Limited Ballots
REP Matt Shaheen	916	55.55%	<div style="width: 55.55%;"><div style="width: 55.55%;"></div></div>	153	744	19	0	0
DEM Jesse Ringness	733	44.45%	<div style="width: 44.45%;"><div style="width: 44.45%;"></div></div>	152	547	32	2	0
Total Votes Cast	1,649	100.00%	<div style="width: 100.00%;"><div style="width: 100.00%;"></div></div>	305	1,291	51	2	0
Overvotes	0			0	0	0	0	0
Undervotes	42			15	26	1	0	0
Contest Totals	1,691			320	1,317	52	2	0

## PCT 246

### Justice, 5th Court of Appeals District, Place 4

Vote For 1

	TOTAL	VOTE %		Election Day	Early Voting	Ballot By Mail	Provisional Ballots	Limited Ballots
REP Emily A. Miskel	909	55.43%		156	735	18	0	0
DEM Maricela Moore	731	44.57%		149	548	32	2	0
Total Votes Cast	1,640	100.00%		305	1,283	50	2	0
Overvotes	0			0	0	0	0	0
Undervotes	51			15	34	2	0	0
Contest Totals	1,691			320	1,317	52	2	0

### Justice, 5th Court of Appeals District, Place 7

Vote For 1

	TOTAL	VOTE %		Election Day	Early Voting	Ballot By Mail	Provisional Ballots	Limited Ballots
REP Kristina Williams	902	54.90%		151	733	18	0	0
DEM Nancy Kennedy	741	45.10%		151	556	32	2	0
Total Votes Cast	1,643	100.00%		302	1,289	50	2	0
Overvotes	0			0	0	0	0	0
Undervotes	48			18	28	2	0	0
Contest Totals	1,691			320	1,317	52	2	0

### County Judge CCD

Vote For 1

	TOTAL	VOTE %		Election Day	Early Voting	Ballot By Mail	Provisional Ballots	Limited Ballots
REP Chris Hill	893	54.32%		151	724	18	0	0
DEM Joshua Murray	751	45.68%		154	562	33	2	0
Total Votes Cast	1,644	100.00%		305	1,286	51	2	0
Overvotes	0			0	0	0	0	0
Undervotes	47			15	31	1	0	0
Contest Totals	1,691			320	1,317	52	2	0

### District Clerk CCD

Vote For 1

	TOTAL	VOTE %		Election Day	Early Voting	Ballot By Mail	Provisional Ballots	Limited Ballots
REP Mike Gould	921	56.30%		158	744	19	0	0
DEM David Brignac	715	43.70%		144	537	32	2	0
Total Votes Cast	1,636	100.00%		302	1,281	51	2	0
Overvotes	0			0	0	0	0	0
Undervotes	55			18	36	1	0	0
Contest Totals	1,691			320	1,317	52	2	0

## PCT 246

### County Commissioner, Precinct 4

Vote For 1

	TOTAL	VOTE %	Election Day	Early Voting	Ballot By Mail	Provisional Ballots	Limited Ballots
REP Duncan Webb	930	56.43%	153	759	18	0	0
DEM Jeffrey Williams	718	43.57%	153	530	33	2	0
Total Votes Cast	1,648	100.00%	306	1,289	51	2	0
Overvotes	0		0	0	0	0	0
Undervotes	43		14	28	1	0	0
Contest Totals	1,691		320	1,317	52	2	0

### Justice of the Peace, Precinct 3

Vote For 1

	TOTAL	VOTE %	Election Day	Early Voting	Ballot By Mail	Provisional Ballots	Limited Ballots
REP Mike Missildine	915	55.69%	155	741	19	0	0
DEM Irvin Lynn Barrett	728	44.31%	150	544	32	2	0
Total Votes Cast	1,643	100.00%	305	1,285	51	2	0
Overvotes	0		0	0	0	0	0
Undervotes	48		15	32	1	0	0
Contest Totals	1,691		320	1,317	52	2	0

### Plano ISD - Proposition A

Vote For 1

	TOTAL	VOTE %	Election Day	Early Voting	Ballot By Mail	Provisional Ballots	Limited Ballots
For	904	56.39%	148	731	24	1	0
Against	699	43.61%	142	533	23	1	0
Total Votes Cast	1,603	100.00%	290	1,264	47	2	0
Overvotes	0		0	0	0	0	0
Undervotes	88		30	53	5	0	0
Contest Totals	1,691		320	1,317	52	2	0

### Plano ISD - Proposition B




Vote For 1

	TOTAL	VOTE %	Election Day	Early Voting	Ballot By Mail	Provisional Ballots	Limited Ballots
For	955	59.10%	152	772	29	2	0
Against	661	40.90%	142	501	18	0	0
Total Votes Cast	1,616	100.00%	294	1,273	47	2	0
Overvotes	0		0	0	0	0	0
Undervotes	75		26	44	5	0	0
Contest Totals	1,691		320	1,317	52	2	0

## PCT 246




### Plano ISD - Proposition C

Vote For 1

	TOTAL	VOTE %		Election Day	Early Voting	Ballot By Mail	Provisional Ballots	Limited Ballots
For	952	59.31%		152	770	28	2	0
Against	653	40.69%		140	494	19	0	0
Total Votes Cast	1,605	100.00%		292	1,264	47	2	0
Overvotes	0			0	0	0	0	0
Undervotes	86			28	53	5	0	0
Contest Totals	1,691			320	1,317	52	2	0




### Plano ISD - Proposition D

Vote For 1

	TOTAL	VOTE %		Election Day	Early Voting	Ballot By Mail	Provisional Ballots	Limited Ballots
For	824	51.28%		139	663	21	1	0
Against	783	48.72%		153	603	26	1	0
Total Votes Cast	1,607	100.00%		292	1,266	47	2	0
Overvotes	0			0	0	0	0	0
Undervotes	84			28	51	5	0	0
Contest Totals	1,691			320	1,317	52	2	0

### Plano ISD - Proposition E

Vote For 1

	TOTAL	VOTE %		Election Day	Early Voting	Ballot By Mail	Provisional Ballots	Limited Ballots
For	815	50.87%		134	660	19	2	0
Against	787	49.13%		159	600	28	0	0
Total Votes Cast	1,602	100.00%		293	1,260	47	2	0
Overvotes	0			0	0	0	0	0
Undervotes	89			27	57	5	0	0
Contest Totals	1,691			320	1,317	52	2	0

## PCT 247

### U. S. Representative District 3

Vote For 1

	TOTAL	VOTE %	Election Day	Early Voting	Ballot By Mail	Provisional Ballots	Limited Ballots
REP Keith Self	954	71.25%	253	681	17	3	0
DEM Sandeep Srivastava	348	25.99%	83	251	14	0	0
LIB Christopher Claytor	37	2.76%	15	22	0	0	0
Total Votes Cast	1,339	100.00%	351	954	31	3	0
Overvotes	0		0	0	0	0	0
Undervotes	25		9	15	1	0	0
Contest Totals	1,364		360	969	32	3	0

### Governor

Vote For 1

	TOTAL	VOTE %	Election Day	Early Voting	Ballot By Mail	Provisional Ballots	Limited Ballots
REP Greg Abbott	960	70.64%	255	684	18	3	0
DEM Beto O'Rourke	379	27.89%	94	271	14	0	0
LIB Mark Tippetts	16	1.18%	6	10	0	0	0
GRN Delilah Barrios	2	0.15%	1	1	0	0	0
Write-In Totals	2	0.15%	0	2	0	0	0
Total Votes Cast	1,359	100.00%	356	968	32	3	0
Overvotes	0		0	0	0	0	0
Undervotes	5		4	1	0	0	0
Contest Totals	1,364		360	969	32	3	0

### Lieutenant Governor

Vote For 1

	TOTAL	VOTE %	Election Day	Early Voting	Ballot By Mail	Provisional Ballots	Limited Ballots
REP Dan Patrick	917	68.08%	248	649	17	3	0
DEM Mike Collier	400	29.70%	95	291	14	0	0
LIB Shanna Steele	30	2.23%	11	19	0	0	0
Total Votes Cast	1,347	100.00%	354	959	31	3	0
Overvotes	0		0	0	0	0	0
Undervotes	17		6	10	1	0	0
Contest Totals	1,364		360	969	32	3	0

### Attorney General

Vote For 1

	TOTAL	VOTE %	Election Day	Early Voting	Ballot By Mail	Provisional Ballots	Limited Ballots
REP Ken Paxton	913	68.24%	254	639	17	3	0
DEM Rochelle Mercedes Garza	374	27.95%	88	273	13	0	0
LIB Mark Ash	51	3.81%	12	39	0	0	0
Total Votes Cast	1,338	100.00%	354	951	30	3	0
Overvotes	0		0	0	0	0	0
Undervotes	26		6	18	2	0	0
Contest Totals	1,364		360	969	32	3	0

## PCT 247

### Comptroller of Public Accounts

Vote For 1

	TOTAL	VOTE %	Election Day	Early Voting	Ballot By Mail	Provisional Ballots	Limited Ballots
REP Glenn Hegar	987	73.55%	264	703	17	3	0
DEM Janet T. Dudding	338	25.19%	78	246	14	0	0
LIB V. Alonzo Echevarria-Garza	17	1.27%	8	9	0	0	0
Total Votes Cast	1,342	100.00%	350	958	31	3	0
Overvotes	0		0	0	0	0	0
Undervotes	22		10	11	1	0	0
Contest Totals	1,364		360	969	32	3	0

### Commissioner of the General Land Office

Vote For 1

	TOTAL	VOTE %	Election Day	Early Voting	Ballot By Mail	Provisional Ballots	Limited Ballots
REP Dawn Buckingham	974	73.40%	267	687	17	3	0
DEM Jay Kleberg	343	25.85%	71	259	13	0	0
GRN Alfred Molison, Jr	9	0.68%	5	3	1	0	0
Write-In Totals	1	0.08%	1	0	0	0	0
Total Votes Cast	1,327	100.00%	344	949	31	3	0
Overvotes	0		0	0	0	0	0
Undervotes	37		16	20	1	0	0
Contest Totals	1,364		360	969	32	3	0

### Commissioner of Agriculture

Vote For 1

	TOTAL	VOTE %	Election Day	Early Voting	Ballot By Mail	Provisional Ballots	Limited Ballots
REP Sid Miller	968	72.89%	257	691	17	3	0
DEM Susan Hays	360	27.11%	88	258	14	0	0
Total Votes Cast	1,328	100.00%	345	949	31	3	0
Overvotes	0		0	0	0	0	0
Undervotes	36		15	20	1	0	0
Contest Totals	1,364		360	969	32	3	0

### Railroad Commissioner

Vote For 1

	TOTAL	VOTE %	Election Day	Early Voting	Ballot By Mail	Provisional Ballots	Limited Ballots
REP Wayne Christian	955	71.80%	256	679	17	3	0
DEM Luke Warford	340	25.56%	75	251	14	0	0
LIB Jaime Andres Diez	28	2.11%	12	16	0	0	0
GRN Hunter Wayne Crow	7	0.53%	4	3	0	0	0
Total Votes Cast	1,330	100.00%	347	949	31	3	0
Overvotes	0		0	0	0	0	0
Undervotes	34		13	20	1	0	0
Contest Totals	1,364		360	969	32	3	0



## PCT 247

### Justice, Supreme Court, Place 3

Vote For 1

	TOTAL	VOTE %	Election Day	Early Voting	Ballot By Mail	Provisional Ballots	Limited Ballots
REP Debra Lehrmann	969	72.86%	256	693	17	3	0
DEM Erin A. Nowell	337	25.34%	82	241	14	0	0
LIB Thomas Edward Oxford	24	1.80%	10	14	0	0	0
Total Votes Cast	1,330	100.00%	348	948	31	3	0
Overvotes	0		0	0	0	0	0
Undervotes	34		12	21	1	0	0
Contest Totals	1,364		360	969	32	3	0

### Justice, Supreme Court, Place 5

Vote For 1

	TOTAL	VOTE %	Election Day	Early Voting	Ballot By Mail	Provisional Ballots	Limited Ballots
REP Rebeca Huddle	977	73.74%	260	697	17	3	0
DEM Amanda Reichel	348	26.26%	86	248	14	0	0
Total Votes Cast	1,325	100.00%	346	945	31	3	0
Overvotes	0		0	0	0	0	0
Undervotes	39		14	24	1	0	0
Contest Totals	1,364		360	969	32	3	0

### Justice, Supreme Court, Place 9

Vote For 1

	TOTAL	VOTE %	Election Day	Early Voting	Ballot By Mail	Provisional Ballots	Limited Ballots
REP Evan Young	974	73.45%	260	694	17	3	0
DEM Julia Maldonado	352	26.55%	85	253	14	0	0
Total Votes Cast	1,326	100.00%	345	947	31	3	0
Overvotes	0		0	0	0	0	0
Undervotes	38		15	22	1	0	0
Contest Totals	1,364		360	969	32	3	0

### Judge, Court of Criminal Appeals, Place 5

Vote For 1

	TOTAL	VOTE %	Election Day	Early Voting	Ballot By Mail	Provisional Ballots	Limited Ballots
REP Scott Walker	972	73.52%	260	692	17	3	0
DEM Dana Huffman	350	26.48%	86	250	14	0	0
Total Votes Cast	1,322	100.00%	346	942	31	3	0
Overvotes	0		0	0	0	0	0
Undervotes	42		14	27	1	0	0
Contest Totals	1,364		360	969	32	3	0

## PCT 247

### Judge, Court of Criminal Appeals, Place 6

Vote For 1

	TOTAL	VOTE %		Election Day	Early Voting	Ballot By Mail	Provisional Ballots	Limited Ballots
REP Jesse F. McClure, III	969	73.35%	<div style="width: 73.35%;"><div style="width: 73.35%;"></div></div>	258	691	17	3	0
DEM Robert Johnson	352	26.65%	<div style="width: 26.65%;"><div style="width: 26.65%;"></div></div>	89	249	14	0	0
Total Votes Cast	1,321	100.00%	<div style="width: 100.00%;"><div style="width: 100.00%;"></div></div>	347	940	31	3	0
Overvotes	0			0	0	0	0	0
Undervotes	43			13	29	1	0	0
Contest Totals	1,364			360	969	32	3	0

### Member, State Board of Education, District 12 CCD

Vote For 1

	TOTAL	VOTE %		Election Day	Early Voting	Ballot By Mail	Provisional Ballots	Limited Ballots
REP Pam Little	952	71.58%	<div style="width: 71.58%;"><div style="width: 71.58%;"></div></div>	250	682	17	3	0
DEM Alex Cornwallis	342	25.71%	<div style="width: 25.71%;"><div style="width: 25.71%;"></div></div>	85	243	14	0	0
LIB Christy Mowrey	35	2.63%	<div style="width: 2.63%;"><div style="width: 2.63%;"></div></div>	13	22	0	0	0
Write-In Totals	1	0.08%	<div style="width: 0.08%;"><div style="width: 0.08%;"></div></div>	1	0	0	0	0
Total Votes Cast	1,330	100.00%	<div style="width: 100.00%;"><div style="width: 100.00%;"></div></div>	349	947	31	3	0
Overvotes	0			0	0	0	0	0
Undervotes	34			11	22	1	0	0
Contest Totals	1,364			360	969	32	3	0

### State Senator, District 8

Vote For 1

	TOTAL	VOTE %		Election Day	Early Voting	Ballot By Mail	Provisional Ballots	Limited Ballots
REP Angela Paxton	918	68.87%	<div style="width: 68.87%;"><div style="width: 68.87%;"></div></div>	250	648	17	3	0
DEM Jonathan Cocks	376	28.21%	<div style="width: 28.21%;"><div style="width: 28.21%;"></div></div>	92	270	14	0	0
LIB Edward Kless	39	2.93%	<div style="width: 2.93%;"><div style="width: 2.93%;"></div></div>	9	30	0	0	0
Total Votes Cast	1,333	100.00%	<div style="width: 100.00%;"><div style="width: 100.00%;"></div></div>	351	948	31	3	0
Overvotes	0			0	0	0	0	0
Undervotes	31			9	21	1	0	0
Contest Totals	1,364			360	969	32	3	0

### Justice, 5th Court of Appeals District, Place 4

Vote For 1

	TOTAL	VOTE %		Election Day	Early Voting	Ballot By Mail	Provisional Ballots	Limited Ballots
REP Emily A. Miskel	979	74.34%	<div style="width: 74.34%;"><div style="width: 74.34%;"></div></div>	265	694	17	3	0
DEM Maricela Moore	338	25.66%	<div style="width: 25.66%;"><div style="width: 25.66%;"></div></div>	80	244	14	0	0
Total Votes Cast	1,317	100.00%	<div style="width: 100.00%;"><div style="width: 100.00%;"></div></div>	345	938	31	3	0
Overvotes	0			0	0	0	0	0
Undervotes	47			15	31	1	0	0
Contest Totals	1,364			360	969	32	3	0

## PCT 247

### Justice, 5th Court of Appeals District, Place 7

Vote For 1

	TOTAL	VOTE %	Election Day	Early Voting	Ballot By Mail	Provisional Ballots	Limited Ballots
REP Kristina Williams	968	73.39%	259	689	17	3	0
DEM Nancy Kennedy	351	26.61%	85	252	14	0	0
Total Votes Cast	1,319	100.00%	344	941	31	3	0
Overvotes	0		0	0	0	0	0
Undervotes	45		16	28	1	0	0
Contest Totals	1,364		360	969	32	3	0

### County Judge CCD

Vote For 1

	TOTAL	VOTE %	Election Day	Early Voting	Ballot By Mail	Provisional Ballots	Limited Ballots
REP Chris Hill	978	73.76%	265	693	17	3	0
DEM Joshua Murray	348	26.24%	81	254	13	0	0
Total Votes Cast	1,326	100.00%	346	947	30	3	0
Overvotes	0		0	0	0	0	0
Undervotes	38		14	22	2	0	0
Contest Totals	1,364		360	969	32	3	0

### District Clerk CCD

Vote For 1

	TOTAL	VOTE %	Election Day	Early Voting	Ballot By Mail	Provisional Ballots	Limited Ballots
REP Mike Gould	977	74.24%	264	693	17	3	0
DEM David Brignac	339	25.76%	80	246	13	0	0
Total Votes Cast	1,316	100.00%	344	939	30	3	0
Overvotes	0		0	0	0	0	0
Undervotes	48		16	30	2	0	0
Contest Totals	1,364		360	969	32	3	0

### Justice of the Peace, Precinct 3

Vote For 1

	TOTAL	VOTE %	Election Day	Early Voting	Ballot By Mail	Provisional Ballots	Limited Ballots
REP Mike Missildine	987	74.77%	267	700	17	3	0
DEM Irvin Lynn Barrett	333	25.23%	78	242	13	0	0
Total Votes Cast	1,320	100.00%	345	942	30	3	0
Overvotes	0		0	0	0	0	0
Undervotes	44		15	27	2	0	0
Contest Totals	1,364		360	969	32	3	0

## PCT 247

### Lovejoy ISD - Proposition A

Vote For 1

	TOTAL	VOTE %		Election Day	Early Voting	Ballot By Mail	Provisional Ballots	Limited Ballots
For	339	38.26%		94	240	5	0	0
Against	547	61.74%		161	376	9	1	0
Total Votes Cast	886	100.00%		255	616	14	1	0
Overvotes	0			0	0	0	0	0
Undervotes	21			5	9	7	0	0
Contest Totals	907			260	625	21	1	0

### Princeton ISD - Trustees

Vote For 2

	TOTAL	VOTE %		Election Day	Early Voting	Ballot By Mail	Provisional Ballots	Limited Ballots
Julia Schmoker	19	38.00%		6	13	0	0	0
Starla Sharpe	10	20.00%		5	5	0	0	0
Tim Tidwell	11	22.00%		4	7	0	0	0
John A Campbell	10	20.00%		4	6	0	0	0
Total Votes Cast	50	100.00%		19	31	0	0	0
Overvotes	0			0	0	0	0	0
Undervotes	44			9	35	0	0	0
Contest Totals	94			28	66	0	0	0

## PCT 248

### U. S. Representative, District 4

Vote For 1

	TOTAL	VOTE %	Election Day	Early Voting	Ballot By Mail	Provisional Ballots	Limited Ballots
REP Pat Fallon	590	55.30%	199	369	21	1	0
DEM Iro Omere	450	42.17%	142	292	16	0	0
LIB John Simmons	27	2.53%	8	19	0	0	0
Total Votes Cast	1,067	100.00%	349	680	37	1	0
Overvotes	0		0	0	0	0	0
Undervotes	20		7	11	2	0	0
Contest Totals	1,087		356	691	39	1	0

### Governor

Vote For 1

	TOTAL	VOTE %	Election Day	Early Voting	Ballot By Mail	Provisional Ballots	Limited Ballots
REP Greg Abbott	587	54.15%	199	367	20	1	0
DEM Beto O'Rourke	489	45.11%	151	319	19	0	0
LIB Mark Tippetts	5	0.46%	2	3	0	0	0
GRN Delilah Barrios	2	0.18%	1	1	0	0	0
Write-In Totals	1	0.09%	1	0	0	0	0
Total Votes Cast	1,084	100.00%	354	690	39	1	0
Overvotes	0		0	0	0	0	0
Undervotes	3		2	1	0	0	0
Contest Totals	1,087		356	691	39	1	0

### Lieutenant Governor

Vote For 1

	TOTAL	VOTE %	Election Day	Early Voting	Ballot By Mail	Provisional Ballots	Limited Ballots
REP Dan Patrick	575	53.34%	196	360	18	1	0
DEM Mike Collier	485	44.99%	149	315	21	0	0
LIB Shanna Steele	18	1.67%	8	10	0	0	0
Total Votes Cast	1,078	100.00%	353	685	39	1	0
Overvotes	0		0	0	0	0	0
Undervotes	9		3	6	0	0	0
Contest Totals	1,087		356	691	39	1	0

### Attorney General

Vote For 1

	TOTAL	VOTE %	Election Day	Early Voting	Ballot By Mail	Provisional Ballots	Limited Ballots
REP Ken Paxton	563	52.47%	197	348	17	1	0
DEM Rochelle Mercedes Garza	481	44.83%	140	320	21	0	0
LIB Mark Ash	29	2.70%	13	16	0	0	0
Total Votes Cast	1,073	100.00%	350	684	38	1	0
Overvotes	0		0	0	0	0	0
Undervotes	14		6	7	1	0	0
Contest Totals	1,087		356	691	39	1	0

## PCT 248

### Comptroller of Public Accounts

Vote For 1

	TOTAL	VOTE %	Election Day	Early Voting	Ballot By Mail	Provisional Ballots	Limited Ballots
REP Glenn Hegar	593	55.73%	204	370	18	1	0
DEM Janet T. Dudding	454	42.67%	138	299	17	0	0
LIB V. Alonzo Echevarria-Garza	17	1.60%	5	12	0	0	0
Total Votes Cast	1,064	100.00%	347	681	35	1	0
Overvotes	0		0	0	0	0	0
Undervotes	23		9	10	4	0	0
Contest Totals	1,087		356	691	39	1	0

### Commissioner of the General Land Office

Vote For 1

	TOTAL	VOTE %	Election Day	Early Voting	Ballot By Mail	Provisional Ballots	Limited Ballots
REP Dawn Buckingham	587	55.53%	196	371	19	1	0
DEM Jay Kleberg	459	43.42%	144	297	18	0	0
GRN Alfred Molison, Jr	11	1.04%	3	8	0	0	0
Write-In Totals	0	0.00%	0	0	0	0	0
Total Votes Cast	1,057	100.00%	343	676	37	1	0
Overvotes	0		0	0	0	0	0
Undervotes	30		13	15	2	0	0
Contest Totals	1,087		356	691	39	1	0

### Commissioner of Agriculture

Vote For 1

	TOTAL	VOTE %	Election Day	Early Voting	Ballot By Mail	Provisional Ballots	Limited Ballots
REP Sid Miller	592	56.17%	202	370	19	1	0
DEM Susan Hays	462	43.83%	140	304	18	0	0
Total Votes Cast	1,054	100.00%	342	674	37	1	0
Overvotes	0		0	0	0	0	0
Undervotes	33		14	17	2	0	0
Contest Totals	1,087		356	691	39	1	0

### Railroad Commissioner

Vote For 1

	TOTAL	VOTE %	Election Day	Early Voting	Ballot By Mail	Provisional Ballots	Limited Ballots
REP Wayne Christian	576	54.60%	195	362	18	1	0
DEM Luke Warford	446	42.27%	139	288	19	0	0
LIB Jaime Andres Diez	25	2.37%	6	19	0	0	0
GRN Hunter Wayne Crow	8	0.76%	2	6	0	0	0
Total Votes Cast	1,055	100.00%	342	675	37	1	0
Overvotes	0		0	0	0	0	0
Undervotes	32		14	16	2	0	0
Contest Totals	1,087		356	691	39	1	0

## PCT 248

### Justice, Supreme Court, Place 3

Vote For 1

	TOTAL	VOTE %	Election Day	Early Voting	Ballot By Mail	Provisional Ballots	Limited Ballots
REP Debra Lehrmann	584	54.94%	197	367	19	1	0
DEM Erin A. Nowell	455	42.80%	143	294	18	0	0
LIB Thomas Edward Oxford	24	2.26%	8	16	0	0	0
Total Votes Cast	1,063	100.00%	348	677	37	1	0
Overvotes	0		0	0	0	0	0
Undervotes	24		8	14	2	0	0
Contest Totals	1,087		356	691	39	1	0

### Justice, Supreme Court, Place 5

Vote For 1

	TOTAL	VOTE %	Election Day	Early Voting	Ballot By Mail	Provisional Ballots	Limited Ballots
REP Rebeca Huddle	593	56.05%	201	371	20	1	0
DEM Amanda Reichel	465	43.95%	146	303	16	0	0
Total Votes Cast	1,058	100.00%	347	674	36	1	0
Overvotes	0		0	0	0	0	0
Undervotes	29		9	17	3	0	0
Contest Totals	1,087		356	691	39	1	0

### Justice, Supreme Court, Place 9

Vote For 1

	TOTAL	VOTE %	Election Day	Early Voting	Ballot By Mail	Provisional Ballots	Limited Ballots
REP Evan Young	587	55.64%	199	367	20	1	0
DEM Julia Maldonado	468	44.36%	147	305	16	0	0
Total Votes Cast	1,055	100.00%	346	672	36	1	0
Overvotes	0		0	0	0	0	0
Undervotes	32		10	19	3	0	0
Contest Totals	1,087		356	691	39	1	0

### Judge, Court of Criminal Appeals, Place 5

Vote For 1

	TOTAL	VOTE %	Election Day	Early Voting	Ballot By Mail	Provisional Ballots	Limited Ballots
REP Scott Walker	592	56.38%	196	374	21	1	0
DEM Dana Huffman	458	43.62%	147	296	15	0	0
Total Votes Cast	1,050	100.00%	343	670	36	1	0
Overvotes	0		0	0	0	0	0
Undervotes	37		13	21	3	0	0
Contest Totals	1,087		356	691	39	1	0

## PCT 248

### Judge, Court of Criminal Appeals, Place 6

Vote For 1

	TOTAL	VOTE %		Election Day	Early Voting	Ballot By Mail	Provisional Ballots	Limited Ballots
REP Jesse F. McClure, III	588	56.05%	<div style="width: 56.05%;"><div style="width: 56.05%;"></div></div>	199	370	18	1	0
DEM Robert Johnson	461	43.95%	<div style="width: 43.95%;"><div style="width: 43.95%;"></div></div>	144	300	17	0	0
Total Votes Cast	1,049	100.00%	<div style="width: 100.00%;"><div style="width: 100.00%;"></div></div>	343	670	35	1	0
Overvotes	0			0	0	0	0	0
Undervotes	38			13	21	4	0	0
Contest Totals	1,087			356	691	39	1	0

### Member, State Board of Education, District 12 CCD

Vote For 1

	TOTAL	VOTE %		Election Day	Early Voting	Ballot By Mail	Provisional Ballots	Limited Ballots
REP Pam Little	572	54.22%	<div style="width: 54.22%;"><div style="width: 54.22%;"></div></div>	194	358	19	1	0
DEM Alex Cornwallis	449	42.56%	<div style="width: 42.56%;"><div style="width: 42.56%;"></div></div>	137	294	18	0	0
LIB Christy Mowrey	34	3.22%	<div style="width: 3.22%;"><div style="width: 3.22%;"></div></div>	12	22	0	0	0
Write-In Totals	0	0.00%	<div style="width: 0.00%;"><div style="width: 0.00%;"></div></div>	0	0	0	0	0
Total Votes Cast	1,055	100.00%	<div style="width: 100.00%;"><div style="width: 100.00%;"></div></div>	343	674	37	1	0
Overvotes	0			0	0	0	0	0
Undervotes	32			13	17	2	0	0
Contest Totals	1,087			356	691	39	1	0

### State Representative, District 61

Vote For 1

	TOTAL	VOTE %		Election Day	Early Voting	Ballot By Mail	Provisional Ballots	Limited Ballots
REP Frederick Frazier	584	55.30%	<div style="width: 55.30%;"><div style="width: 55.30%;"></div></div>	199	363	21	1	0
DEM Sheena King	472	44.70%	<div style="width: 44.70%;"><div style="width: 44.70%;"></div></div>	148	308	16	0	0
Total Votes Cast	1,056	100.00%	<div style="width: 100.00%;"><div style="width: 100.00%;"></div></div>	347	671	37	1	0
Overvotes	0			0	0	0	0	0
Undervotes	31			9	20	2	0	0
Contest Totals	1,087			356	691	39	1	0

### Justice, 5th Court of Appeals District, Place 4

Vote For 1

	TOTAL	VOTE %		Election Day	Early Voting	Ballot By Mail	Provisional Ballots	Limited Ballots
REP Emily A. Miskel	593	56.64%	<div style="width: 56.64%;"><div style="width: 56.64%;"></div></div>	199	374	19	1	0
DEM Maricela Moore	454	43.36%	<div style="width: 43.36%;"><div style="width: 43.36%;"></div></div>	144	293	17	0	0
Total Votes Cast	1,047	100.00%	<div style="width: 100.00%;"><div style="width: 100.00%;"></div></div>	343	667	36	1	0
Overvotes	0			0	0	0	0	0
Undervotes	40			13	24	3	0	0
Contest Totals	1,087			356	691	39	1	0



## PCT 248

### Justice, 5th Court of Appeals District, Place 7

Vote For 1

	TOTAL	VOTE %	Election Day	Early Voting	Ballot By Mail	Provisional Ballots	Limited Ballots
REP Kristina Williams	582	55.43%	192	369	20	1	0
DEM Nancy Kennedy	468	44.57%	145	306	17	0	0
Total Votes Cast	1,050	100.00%	337	675	37	1	0
Overvotes	0		0	0	0	0	0
Undervotes	37		19	16	2	0	0
Contest Totals	1,087		356	691	39	1	0

### County Judge CCD

Vote For 1

	TOTAL	VOTE %	Election Day	Early Voting	Ballot By Mail	Provisional Ballots	Limited Ballots
REP Chris Hill	594	56.09%	199	374	20	1	0
DEM Joshua Murray	465	43.91%	144	304	17	0	0
Total Votes Cast	1,059	100.00%	343	678	37	1	0
Overvotes	0		0	0	0	0	0
Undervotes	28		13	13	2	0	0
Contest Totals	1,087		356	691	39	1	0

### District Clerk CCD

Vote For 1

	TOTAL	VOTE %	Election Day	Early Voting	Ballot By Mail	Provisional Ballots	Limited Ballots
REP Mike Gould	593	56.42%	195	378	19	1	0
DEM David Brignac	458	43.58%	145	296	17	0	0
Total Votes Cast	1,051	100.00%	340	674	36	1	0
Overvotes	0		0	0	0	0	0
Undervotes	36		16	17	3	0	0
Contest Totals	1,087		356	691	39	1	0

### Justice of the Peace, Precinct 4

Vote For 1

	TOTAL	VOTE %	Election Day	Early Voting	Ballot By Mail	Provisional Ballots	Limited Ballots
REP Vincent Venegoni	586	56.02%	198	369	18	1	0
DEM Adam Kern	460	43.98%	139	302	19	0	0
Total Votes Cast	1,046	100.00%	337	671	37	1	0
Overvotes	0		0	0	0	0	0
Undervotes	41		19	20	2	0	0
Contest Totals	1,087		356	691	39	1	0

## PCT LB 96

### Governor

Vote For 1

	TOTAL	VOTE %		Election Day	Early Voting	Ballot By Mail	Provisional Ballots	Limited Ballots
REP Greg Abbott	150	39.47%	<div style="width: 39.47%; background-color: #ffc107;"></div>	0	0	0	0	150
DEM Beto O'Rourke	224	58.95%	<div style="width: 58.95%; background-color: #ffc107;"></div>	0	0	0	0	224
LIB Mark Tippetts	6	1.58%	<div style="width: 1.58%; background-color: #ffc107;"></div>	0	0	0	0	6
GRN Delilah Barrios	0	0.00%	<div style="width: 0.00%; background-color: #ffc107;"></div>	0	0	0	0	0
Write-In Totals	0	0.00%	<div style="width: 0.00%; background-color: #ffc107;"></div>	0	0	0	0	0
Total Votes Cast	380	100.00%	<div style="width: 100.00%; background-color: #ffc107;"></div>	0	0	0	0	380
Overvotes	0			0	0	0	0	0
Undervotes	0			0	0	0	0	0
Contest Totals	380			0	0	0	0	380

### Lieutenant Governor

Vote For 1

	TOTAL	VOTE %		Election Day	Early Voting	Ballot By Mail	Provisional Ballots	Limited Ballots
REP Dan Patrick	144	38.50%	<div style="width: 38.50%; background-color: #ffc107;"></div>	0	0	0	0	144
DEM Mike Collier	212	56.68%	<div style="width: 56.68%; background-color: #ffc107;"></div>	0	0	0	0	212
LIB Shanna Steele	18	4.81%	<div style="width: 4.81%; background-color: #ffc107;"></div>	0	0	0	0	18
Total Votes Cast	374	100.00%	<div style="width: 100.00%; background-color: #ffc107;"></div>	0	0	0	0	374
Overvotes	0			0	0	0	0	0
Undervotes	6			0	0	0	0	6
Contest Totals	380			0	0	0	0	380

### Attorney General

Vote For 1

	TOTAL	VOTE %		Election Day	Early Voting	Ballot By Mail	Provisional Ballots	Limited Ballots
REP Ken Paxton	143	38.13%	<div style="width: 38.13%; background-color: #ffc107;"></div>	0	0	0	0	143
DEM Rochelle Mercedes Garza	218	58.13%	<div style="width: 58.13%; background-color: #ffc107;"></div>	0	0	0	0	218
LIB Mark Ash	14	3.73%	<div style="width: 3.73%; background-color: #ffc107;"></div>	0	0	0	0	14
Total Votes Cast	375	100.00%	<div style="width: 100.00%; background-color: #ffc107;"></div>	0	0	0	0	375
Overvotes	0			0	0	0	0	0
Undervotes	5			0	0	0	0	5
Contest Totals	380			0	0	0	0	380

### Comptroller of Public Accounts

Vote For 1

	TOTAL	VOTE %		Election Day	Early Voting	Ballot By Mail	Provisional Ballots	Limited Ballots
REP Glenn Hegar	155	41.89%	<div style="width: 41.89%; background-color: #ffc107;"></div>	0	0	0	0	155
DEM Janet T. Dudding	205	55.41%	<div style="width: 55.41%; background-color: #ffc107;"></div>	0	0	0	0	205
LIB V. Alonzo Echevarria-Garza	10	2.70%	<div style="width: 2.70%; background-color: #ffc107;"></div>	0	0	0	0	10
Total Votes Cast	370	100.00%	<div style="width: 100.00%; background-color: #ffc107;"></div>	0	0	0	0	370
Overvotes	0			0	0	0	0	0
Undervotes	10			0	0	0	0	10
Contest Totals	380			0	0	0	0	380

## PCT LB 96

### Commissioner of the General Land Office

Vote For 1

	TOTAL	VOTE %		Election Day	Early Voting	Ballot By Mail	Provisional Ballots	Limited Ballots
REP Dawn Buckingham	158	42.82%	<div style="width: 42.82%;"><div style="width: 42.82%;"></div></div>	0	0	0	0	158
DEM Jay Kleberg	199	53.93%	<div style="width: 53.93%;"><div style="width: 53.93%;"></div></div>	0	0	0	0	199
GRN Alfred Molison, Jr	11	2.98%	<div style="width: 2.98%;"><div style="width: 2.98%;"></div></div>	0	0	0	0	11
Write-In Totals	1	0.27%	<div style="width: 0.27%;"><div style="width: 0.27%;"></div></div>	0	0	0	0	1
Total Votes Cast	369	100.00%	<div style="width: 100.00%;"><div style="width: 100.00%;"></div></div>	0	0	0	0	369
Overvotes	0			0	0	0	0	0
Undervotes	11			0	0	0	0	11
Contest Totals	380			0	0	0	0	380

### Commissioner of Agriculture

Vote For 1

	TOTAL	VOTE %		Election Day	Early Voting	Ballot By Mail	Provisional Ballots	Limited Ballots
REP Sid Miller	155	41.89%	<div style="width: 41.89%;"><div style="width: 41.89%;"></div></div>	0	0	0	0	155
DEM Susan Hays	215	58.11%	<div style="width: 58.11%;"><div style="width: 58.11%;"></div></div>	0	0	0	0	215
Total Votes Cast	370	100.00%	<div style="width: 100.00%;"><div style="width: 100.00%;"></div></div>	0	0	0	0	370
Overvotes	0			0	0	0	0	0
Undervotes	10			0	0	0	0	10
Contest Totals	380			0	0	0	0	380

### Railroad Commissioner

Vote For 1

	TOTAL	VOTE %		Election Day	Early Voting	Ballot By Mail	Provisional Ballots	Limited Ballots
REP Wayne Christian	150	40.65%	<div style="width: 40.65%;"><div style="width: 40.65%;"></div></div>	0	0	0	0	150
DEM Luke Warford	202	54.74%	<div style="width: 54.74%;"><div style="width: 54.74%;"></div></div>	0	0	0	0	202
LIB Jaime Andres Diez	11	2.98%	<div style="width: 2.98%;"><div style="width: 2.98%;"></div></div>	0	0	0	0	11
GRN Hunter Wayne Crow	6	1.63%	<div style="width: 1.63%;"><div style="width: 1.63%;"></div></div>	0	0	0	0	6
Total Votes Cast	369	100.00%	<div style="width: 100.00%;"><div style="width: 100.00%;"></div></div>	0	0	0	0	369
Overvotes	0			0	0	0	0	0
Undervotes	11			0	0	0	0	11
Contest Totals	380			0	0	0	0	380

### Justice, Supreme Court, Place 3

Vote For 1

	TOTAL	VOTE %		Election Day	Early Voting	Ballot By Mail	Provisional Ballots	Limited Ballots
REP Debra Lehrmann	152	41.08%	<div style="width: 41.08%;"><div style="width: 41.08%;"></div></div>	0	0	0	0	152
DEM Erin A. Nowell	212	57.30%	<div style="width: 57.30%;"><div style="width: 57.30%;"></div></div>	0	0	0	0	212
LIB Thomas Edward Oxford	6	1.62%	<div style="width: 1.62%;"><div style="width: 1.62%;"></div></div>	0	0	0	0	6
Total Votes Cast	370	100.00%	<div style="width: 100.00%;"><div style="width: 100.00%;"></div></div>	0	0	0	0	370
Overvotes	0			0	0	0	0	0
Undervotes	10			0	0	0	0	10
Contest Totals	380			0	0	0	0	380

## PCT LB 96

### Justice, Supreme Court, Place 5

Vote For 1

	TOTAL	VOTE %		Election Day	Early Voting	Ballot By Mail	Provisional Ballots	Limited Ballots
REP Rebeca Huddle	151	40.81%	<div style="width: 40.81%;"><div style="width: 40.81%;"></div></div>	0	0	0	0	151
DEM Amanda Reichel	219	59.19%	<div style="width: 59.19%;"><div style="width: 59.19%;"></div></div>	0	0	0	0	219
Total Votes Cast	370	100.00%	<div style="width: 100.00%;"><div style="width: 100.00%;"></div></div>	0	0	0	0	370
Overvotes	0			0	0	0	0	0
Undervotes	10			0	0	0	0	10
Contest Totals	380			0	0	0	0	380

### Justice, Supreme Court, Place 9

Vote For 1

	TOTAL	VOTE %		Election Day	Early Voting	Ballot By Mail	Provisional Ballots	Limited Ballots
REP Evan Young	151	40.81%	<div style="width: 40.81%;"><div style="width: 40.81%;"></div></div>	0	0	0	0	151
DEM Julia Maldonado	219	59.19%	<div style="width: 59.19%;"><div style="width: 59.19%;"></div></div>	0	0	0	0	219
Total Votes Cast	370	100.00%	<div style="width: 100.00%;"><div style="width: 100.00%;"></div></div>	0	0	0	0	370
Overvotes	0			0	0	0	0	0
Undervotes	10			0	0	0	0	10
Contest Totals	380			0	0	0	0	380

### Judge, Court of Criminal Appeals, Place 5

Vote For 1

	TOTAL	VOTE %		Election Day	Early Voting	Ballot By Mail	Provisional Ballots	Limited Ballots
REP Scott Walker	151	40.81%	<div style="width: 40.81%;"><div style="width: 40.81%;"></div></div>	0	0	0	0	151
DEM Dana Huffman	219	59.19%	<div style="width: 59.19%;"><div style="width: 59.19%;"></div></div>	0	0	0	0	219
Total Votes Cast	370	100.00%	<div style="width: 100.00%;"><div style="width: 100.00%;"></div></div>	0	0	0	0	370
Overvotes	0			0	0	0	0	0
Undervotes	10			0	0	0	0	10
Contest Totals	380			0	0	0	0	380

### Judge, Court of Criminal Appeals, Place 6

Vote For 1

	TOTAL	VOTE %		Election Day	Early Voting	Ballot By Mail	Provisional Ballots	Limited Ballots
REP Jesse F. McClure, III	155	41.78%	<div style="width: 41.78%;"><div style="width: 41.78%;"></div></div>	0	0	0	0	155
DEM Robert Johnson	216	58.22%	<div style="width: 58.22%;"><div style="width: 58.22%;"></div></div>	0	0	0	0	216
Total Votes Cast	371	100.00%	<div style="width: 100.00%;"><div style="width: 100.00%;"></div></div>	0	0	0	0	371
Overvotes	0			0	0	0	0	0
Undervotes	9			0	0	0	0	9
Contest Totals	380			0	0	0	0	380

## PCT LB 97

### Governor

Vote For 1

	TOTAL	VOTE %		Election Day	Early Voting	Ballot By Mail	Provisional Ballots	Limited Ballots
REP Greg Abbott	73	38.83%	<div style="width: 38.83%;"><div style="width: 38.83%;"></div></div>	0	0	0	0	73
DEM Beto O'Rourke	114	60.64%	<div style="width: 60.64%;"><div style="width: 60.64%;"></div></div>	0	0	0	0	114
LIB Mark Tippetts	0	0.00%	<div style="width: 0.00%;"><div style="width: 0.00%;"></div></div>	0	0	0	0	0
GRN Delilah Barrios	1	0.53%	<div style="width: 0.53%;"><div style="width: 0.53%;"></div></div>	0	0	0	0	1
Write-In Totals	0	0.00%	<div style="width: 0.00%;"><div style="width: 0.00%;"></div></div>	0	0	0	0	0
Total Votes Cast	188	100.00%	<div style="width: 100.00%;"><div style="width: 100.00%;"></div></div>	0	0	0	0	188
Overvotes	0			0	0	0	0	0
Undervotes	0			0	0	0	0	0
Contest Totals	188			0	0	0	0	188

### Lieutenant Governor

Vote For 1

	TOTAL	VOTE %		Election Day	Early Voting	Ballot By Mail	Provisional Ballots	Limited Ballots
REP Dan Patrick	72	38.92%	<div style="width: 38.92%;"><div style="width: 38.92%;"></div></div>	0	0	0	0	72
DEM Mike Collier	108	58.38%	<div style="width: 58.38%;"><div style="width: 58.38%;"></div></div>	0	0	0	0	108
LIB Shanna Steele	5	2.70%	<div style="width: 2.70%;"><div style="width: 2.70%;"></div></div>	0	0	0	0	5
Total Votes Cast	185	100.00%	<div style="width: 100.00%;"><div style="width: 100.00%;"></div></div>	0	0	0	0	185
Overvotes	0			0	0	0	0	0
Undervotes	3			0	0	0	0	3
Contest Totals	188			0	0	0	0	188

### Attorney General

Vote For 1

	TOTAL	VOTE %		Election Day	Early Voting	Ballot By Mail	Provisional Ballots	Limited Ballots
REP Ken Paxton	73	39.67%	<div style="width: 39.67%;"><div style="width: 39.67%;"></div></div>	0	0	0	0	73
DEM Rochelle Mercedes Garza	110	59.78%	<div style="width: 59.78%;"><div style="width: 59.78%;"></div></div>	0	0	0	0	110
LIB Mark Ash	1	0.54%	<div style="width: 0.54%;"><div style="width: 0.54%;"></div></div>	0	0	0	0	1
Total Votes Cast	184	100.00%	<div style="width: 100.00%;"><div style="width: 100.00%;"></div></div>	0	0	0	0	184
Overvotes	0			0	0	0	0	0
Undervotes	4			0	0	0	0	4
Contest Totals	188			0	0	0	0	188

### Comptroller of Public Accounts

Vote For 1

	TOTAL	VOTE %		Election Day	Early Voting	Ballot By Mail	Provisional Ballots	Limited Ballots
REP Glenn Hegar	72	38.92%	<div style="width: 38.92%;"><div style="width: 38.92%;"></div></div>	0	0	0	0	72
DEM Janet T. Dudding	111	60.00%	<div style="width: 60.00%;"><div style="width: 60.00%;"></div></div>	0	0	0	0	111
LIB V. Alonzo Echevarria-Garza	2	1.08%	<div style="width: 1.08%;"><div style="width: 1.08%;"></div></div>	0	0	0	0	2
Total Votes Cast	185	100.00%	<div style="width: 100.00%;"><div style="width: 100.00%;"></div></div>	0	0	0	0	185
Overvotes	0			0	0	0	0	0
Undervotes	3			0	0	0	0	3
Contest Totals	188			0	0	0	0	188

## PCT LB 97

### Commissioner of the General Land Office

Vote For 1

	TOTAL	VOTE %		Election Day	Early Voting	Ballot By Mail	Provisional Ballots	Limited Ballots
REP Dawn Buckingham	74	40.00%	<div style="width: 40%;"><div style="width: 40%;"></div></div>	0	0	0	0	74
DEM Jay Kleberg	109	58.92%	<div style="width: 58.92%;"><div style="width: 58.92%;"></div></div>	0	0	0	0	109
GRN Alfred Molison, Jr	2	1.08%	<div style="width: 1.08%;"><div style="width: 1.08%;"></div></div>	0	0	0	0	2
Write-In Totals	0	0.00%		0	0	0	0	0
Total Votes Cast	185	100.00%		0	0	0	0	185
Overvotes	0			0	0	0	0	0
Undervotes	3			0	0	0	0	3
Contest Totals	188			0	0	0	0	188

### Commissioner of Agriculture

Vote For 1

	TOTAL	VOTE %		Election Day	Early Voting	Ballot By Mail	Provisional Ballots	Limited Ballots
REP Sid Miller	76	41.08%	<div style="width: 41.08%;"><div style="width: 41.08%;"></div></div>	0	0	0	0	76
DEM Susan Hays	109	58.92%	<div style="width: 58.92%;"><div style="width: 58.92%;"></div></div>	0	0	0	0	109
Total Votes Cast	185	100.00%		0	0	0	0	185
Overvotes	0			0	0	0	0	0
Undervotes	3			0	0	0	0	3
Contest Totals	188			0	0	0	0	188

### Railroad Commissioner

Vote For 1

	TOTAL	VOTE %		Election Day	Early Voting	Ballot By Mail	Provisional Ballots	Limited Ballots
REP Wayne Christian	73	39.67%	<div style="width: 39.67%;"><div style="width: 39.67%;"></div></div>	0	0	0	0	73
DEM Luke Warford	101	54.89%	<div style="width: 54.89%;"><div style="width: 54.89%;"></div></div>	0	0	0	0	101
LIB Jaime Andres Diez	8	4.35%	<div style="width: 4.35%;"><div style="width: 4.35%;"></div></div>	0	0	0	0	8
GRN Hunter Wayne Crow	2	1.09%	<div style="width: 1.09%;"><div style="width: 1.09%;"></div></div>	0	0	0	0	2
Total Votes Cast	184	100.00%		0	0	0	0	184
Overvotes	0			0	0	0	0	0
Undervotes	4			0	0	0	0	4
Contest Totals	188			0	0	0	0	188

### Justice, Supreme Court, Place 3




Vote For 1

	TOTAL	VOTE %		Election Day	Early Voting	Ballot By Mail	Provisional Ballots	Limited Ballots
REP Debra Lehrmann	73	39.46%	<div style="width: 39.46%;"><div style="width: 39.46%;"></div></div>	0	0	0	0	73
DEM Erin A. Nowell	110	59.46%	<div style="width: 59.46%;"><div style="width: 59.46%;"></div></div>	0	0	0	0	110
LIB Thomas Edward Oxford	2	1.08%	<div style="width: 1.08%;"><div style="width: 1.08%;"></div></div>	0	0	0	0	2
Total Votes Cast	185	100.00%		0	0	0	0	185
Overvotes	0			0	0	0	0	0
Undervotes	3			0	0	0	0	3
Contest Totals	188			0	0	0	0	188

## PCT LB 97




### Justice, Supreme Court, Place 5

Vote For 1

	TOTAL	VOTE %		Election Day	Early Voting	Ballot By Mail	Provisional Ballots	Limited Ballots
REP Rebeca Huddle	74	40.00%		0	0	0	0	74
DEM Amanda Reichel	111	60.00%		0	0	0	0	111
Total Votes Cast	185	100.00%		0	0	0	0	185
Overvotes	0			0	0	0	0	0
Undervotes	3			0	0	0	0	3
Contest Totals	188			0	0	0	0	188




### Justice, Supreme Court, Place 9

Vote For 1

	TOTAL	VOTE %		Election Day	Early Voting	Ballot By Mail	Provisional Ballots	Limited Ballots
REP Evan Young	73	39.46%		0	0	0	0	73
DEM Julia Maldonado	112	60.54%		0	0	0	0	112
Total Votes Cast	185	100.00%		0	0	0	0	185
Overvotes	0			0	0	0	0	0
Undervotes	3			0	0	0	0	3
Contest Totals	188			0	0	0	0	188




### Judge, Court of Criminal Appeals, Place 5

Vote For 1

	TOTAL	VOTE %		Election Day	Early Voting	Ballot By Mail	Provisional Ballots	Limited Ballots
REP Scott Walker	73	39.89%		0	0	0	0	73
DEM Dana Huffman	110	60.11%		0	0	0	0	110
Total Votes Cast	183	100.00%		0	0	0	0	183
Overvotes	0			0	0	0	0	0
Undervotes	5			0	0	0	0	5
Contest Totals	188			0	0	0	0	188

### Judge, Court of Criminal Appeals, Place 6




Vote For 1

	TOTAL	VOTE %		Election Day	Early Voting	Ballot By Mail	Provisional Ballots	Limited Ballots
REP Jesse F. McClure, III	74	40.44%		0	0	0	0	74
DEM Robert Johnson	109	59.56%		0	0	0	0	109
Total Votes Cast	183	100.00%		0	0	0	0	183
Overvotes	0			0	0	0	0	0
Undervotes	5			0	0	0	0	5
Contest Totals	188			0	0	0	0	188

**PCT LB 97**




**Justice, 5th Court of Appeals District, Place 4**

Vote For 1

	TOTAL	VOTE %		Election Day	Early Voting	Ballot By Mail	Provisional Ballots	Limited Ballots
REP Emily A. Miskel	73	39.89%		0	0	0	0	73
DEM Maricela Moore	110	60.11%		0	0	0	0	110
Total Votes Cast	183	100.00%		0	0	0	0	183
Overvotes	0			0	0	0	0	0
Undervotes	5			0	0	0	0	5
Contest Totals	188			0	0	0	0	188

**Justice, 5th Court of Appeals District, Place 7**

Vote For 1

	TOTAL	VOTE %		Election Day	Early Voting	Ballot By Mail	Provisional Ballots	Limited Ballots
REP Kristina Williams	72	39.13%		0	0	0	0	72
DEM Nancy Kennedy	112	60.87%		0	0	0	0	112
Total Votes Cast	184	100.00%		0	0	0	0	184
Overvotes	0			0	0	0	0	0
Undervotes	4			0	0	0	0	4
Contest Totals	188			0	0	0	0	188



## PCT LB 98

### U. S. Representative District 3

Vote For 1

	TOTAL	VOTE %	Election Day	Early Voting	Ballot By Mail	Provisional Ballots	Limited Ballots
REP Keith Self	6	75.00%	0	0	2	0	4
DEM Sandeep Srivastava	1	12.50%	0	0	1	0	0
LIB Christopher Claytor	1	12.50%	0	0	0	0	1
Total Votes Cast	8	100.00%	0	0	3	0	5
Overvotes	0		0	0	0	0	0
Undervotes	1		0	0	0	0	1
Contest Totals	9		0	0	3	0	6

### Governor

Vote For 1

	TOTAL	VOTE %	Election Day	Early Voting	Ballot By Mail	Provisional Ballots	Limited Ballots
REP Greg Abbott	5	55.56%	0	0	2	0	3
DEM Beto O'Rourke	4	44.44%	0	0	1	0	3
LIB Mark Tippetts	0	0.00%	0	0	0	0	0
GRN Delilah Barrios	0	0.00%	0	0	0	0	0
Write-In Totals	0	0.00%	0	0	0	0	0
Total Votes Cast	9	100.00%	0	0	3	0	6
Overvotes	0		0	0	0	0	0
Undervotes	0		0	0	0	0	0
Contest Totals	9		0	0	3	0	6

### Lieutenant Governor

Vote For 1

	TOTAL	VOTE %	Election Day	Early Voting	Ballot By Mail	Provisional Ballots	Limited Ballots
REP Dan Patrick	5	55.56%	0	0	2	0	3
DEM Mike Collier	1	11.11%	0	0	1	0	0
LIB Shanna Steele	3	33.33%	0	0	0	0	3
Total Votes Cast	9	100.00%	0	0	3	0	6
Overvotes	0		0	0	0	0	0
Undervotes	0		0	0	0	0	0
Contest Totals	9		0	0	3	0	6

### Attorney General

Vote For 1

	TOTAL	VOTE %	Election Day	Early Voting	Ballot By Mail	Provisional Ballots	Limited Ballots
REP Ken Paxton	5	55.56%	0	0	1	0	4
DEM Rochelle Mercedes Garza	3	33.33%	0	0	2	0	1
LIB Mark Ash	1	11.11%	0	0	0	0	1
Total Votes Cast	9	100.00%	0	0	3	0	6
Overvotes	0		0	0	0	0	0
Undervotes	0		0	0	0	0	0
Contest Totals	9		0	0	3	0	6

## PCT LB 98

### Comptroller of Public Accounts

Vote For 1

	TOTAL	VOTE %		Election Day	Early Voting	Ballot By Mail	Provisional Ballots	Limited Ballots
REP Glenn Hegar	6	75.00%	<div style="width: 75%;"><div style="width: 75%;"></div></div>	0	0	2	0	4
DEM Janet T. Dudding	2	25.00%	<div style="width: 25%;"><div style="width: 25%;"></div></div>	0	0	1	0	1
LIB V. Alonzo Echevarria-Garza	0	0.00%	<div style="width: 0%;"><div style="width: 0%;"></div></div>	0	0	0	0	0
Total Votes Cast	8	100.00%	<div style="width: 100%;"><div style="width: 100%;"></div></div>	0	0	3	0	5
Overvotes	0			0	0	0	0	0
Undervotes	1			0	0	0	0	1
Contest Totals	9			0	0	3	0	6

### Commissioner of the General Land Office

Vote For 1

	TOTAL	VOTE %		Election Day	Early Voting	Ballot By Mail	Provisional Ballots	Limited Ballots
REP Dawn Buckingham	6	75.00%	<div style="width: 75%;"><div style="width: 75%;"></div></div>	0	0	2	0	4
DEM Jay Kleberg	1	12.50%	<div style="width: 12.5%;"><div style="width: 12.5%;"></div></div>	0	0	1	0	0
GRN Alfred Molison, Jr	1	12.50%	<div style="width: 12.5%;"><div style="width: 12.5%;"></div></div>	0	0	0	0	1
Write-In Totals	0	0.00%	<div style="width: 0%;"><div style="width: 0%;"></div></div>	0	0	0	0	0
Total Votes Cast	8	100.00%	<div style="width: 100%;"><div style="width: 100%;"></div></div>	0	0	3	0	5
Overvotes	0			0	0	0	0	0
Undervotes	1			0	0	0	0	1
Contest Totals	9			0	0	3	0	6

### Commissioner of Agriculture

Vote For 1

	TOTAL	VOTE %		Election Day	Early Voting	Ballot By Mail	Provisional Ballots	Limited Ballots
REP Sid Miller	6	75.00%	<div style="width: 75%;"><div style="width: 75%;"></div></div>	0	0	2	0	4
DEM Susan Hays	2	25.00%	<div style="width: 25%;"><div style="width: 25%;"></div></div>	0	0	1	0	1
Total Votes Cast	8	100.00%	<div style="width: 100%;"><div style="width: 100%;"></div></div>	0	0	3	0	5
Overvotes	0			0	0	0	0	0
Undervotes	1			0	0	0	0	1
Contest Totals	9			0	0	3	0	6

### Railroad Commissioner

Vote For 1

	TOTAL	VOTE %		Election Day	Early Voting	Ballot By Mail	Provisional Ballots	Limited Ballots
REP Wayne Christian	5	62.50%	<div style="width: 62.5%;"><div style="width: 62.5%;"></div></div>	0	0	2	0	3
DEM Luke Warford	3	37.50%	<div style="width: 37.5%;"><div style="width: 37.5%;"></div></div>	0	0	1	0	2
LIB Jaime Andres Diez	0	0.00%	<div style="width: 0%;"><div style="width: 0%;"></div></div>	0	0	0	0	0
GRN Hunter Wayne Crow	0	0.00%	<div style="width: 0%;"><div style="width: 0%;"></div></div>	0	0	0	0	0
Total Votes Cast	8	100.00%	<div style="width: 100%;"><div style="width: 100%;"></div></div>	0	0	3	0	5
Overvotes	0			0	0	0	0	0
Undervotes	1			0	0	0	0	1
Contest Totals	9			0	0	3	0	6

## PCT LB 98

### Justice, Supreme Court, Place 3

Vote For 1

	TOTAL	VOTE %		Election Day	Early Voting	Ballot By Mail	Provisional Ballots	Limited Ballots
REP Debra Lehrmann	6	75.00%	<div style="width: 75%;"><div style="width: 75%;"></div></div>	0	0	2	0	4
DEM Erin A. Nowell	2	25.00%	<div style="width: 25%;"><div style="width: 25%;"></div></div>	0	0	1	0	1
LIB Thomas Edward Oxford	0	0.00%	<div style="width: 0%;"><div style="width: 0%;"></div></div>	0	0	0	0	0
Total Votes Cast	8	100.00%	<div style="width: 100%;"><div style="width: 100%;"></div></div>	0	0	3	0	5
Overvotes	0			0	0	0	0	0
Undervotes	1			0	0	0	0	1
Contest Totals	9			0	0	3	0	6

### Justice, Supreme Court, Place 5

Vote For 1

	TOTAL	VOTE %		Election Day	Early Voting	Ballot By Mail	Provisional Ballots	Limited Ballots
REP Rebeca Huddle	6	75.00%	<div style="width: 75%;"><div style="width: 75%;"></div></div>	0	0	2	0	4
DEM Amanda Reichel	2	25.00%	<div style="width: 25%;"><div style="width: 25%;"></div></div>	0	0	1	0	1
Total Votes Cast	8	100.00%	<div style="width: 100%;"><div style="width: 100%;"></div></div>	0	0	3	0	5
Overvotes	0			0	0	0	0	0
Undervotes	1			0	0	0	0	1
Contest Totals	9			0	0	3	0	6

### Justice, Supreme Court, Place 9

Vote For 1

	TOTAL	VOTE %		Election Day	Early Voting	Ballot By Mail	Provisional Ballots	Limited Ballots
REP Evan Young	6	75.00%	<div style="width: 75%;"><div style="width: 75%;"></div></div>	0	0	2	0	4
DEM Julia Maldonado	2	25.00%	<div style="width: 25%;"><div style="width: 25%;"></div></div>	0	0	1	0	1
Total Votes Cast	8	100.00%	<div style="width: 100%;"><div style="width: 100%;"></div></div>	0	0	3	0	5
Overvotes	0			0	0	0	0	0
Undervotes	1			0	0	0	0	1
Contest Totals	9			0	0	3	0	6

### Judge, Court of Criminal Appeals, Place 5




Vote For 1

	TOTAL	VOTE %		Election Day	Early Voting	Ballot By Mail	Provisional Ballots	Limited Ballots
REP Scott Walker	6	75.00%	<div style="width: 75%;"><div style="width: 75%;"></div></div>	0	0	2	0	4
DEM Dana Huffman	2	25.00%	<div style="width: 25%;"><div style="width: 25%;"></div></div>	0	0	1	0	1
Total Votes Cast	8	100.00%	<div style="width: 100%;"><div style="width: 100%;"></div></div>	0	0	3	0	5
Overvotes	0			0	0	0	0	0
Undervotes	1			0	0	0	0	1
Contest Totals	9			0	0	3	0	6

## PCT LB 98





### Judge, Court of Criminal Appeals, Place 6

Vote For 1

	TOTAL	VOTE %		Election Day	Early Voting	Ballot By Mail	Provisional Ballots	Limited Ballots
REP Jesse F. McClure, III	6	75.00%		0	0	2	0	4
DEM Robert Johnson	2	25.00%		0	0	1	0	1
Total Votes Cast	8	100.00%		0	0	3	0	5
Overvotes	0			0	0	0	0	0
Undervotes	1			0	0	0	0	1
Contest Totals	9			0	0	3	0	6

### State Senator, District 8

Vote For 1

	TOTAL	VOTE %		Election Day	Early Voting	Ballot By Mail	Provisional Ballots	Limited Ballots
REP Angela Paxton	5	62.50%		0	0	1	0	4
DEM Jonathan Cocks	3	37.50%		0	0	2	0	1
LIB Edward Kless	0	0.00%		0	0	0	0	0
Total Votes Cast	8	100.00%		0	0	3	0	5
Overvotes	0			0	0	0	0	0
Undervotes	1			0	0	0	0	1
Contest Totals	9			0	0	3	0	6

## PCT LB 99

### U. S. Representative District 3

Vote For 1

	TOTAL	VOTE %	Election Day	Early Voting	Ballot By Mail	Provisional Ballots	Limited Ballots
REP Keith Self	0		0	0	0	0	0
DEM Sandeep Srivastava	0		0	0	0	0	0
LIB Christopher Claytor	0		0	0	0	0	0
Total Votes Cast	0		0	0	0	0	0
Overvotes	0		0	0	0	0	0
Undervotes	0		0	0	0	0	0
Contest Totals	0		0	0	0	0	0

### Governor

Vote For 1

	TOTAL	VOTE %	Election Day	Early Voting	Ballot By Mail	Provisional Ballots	Limited Ballots
REP Greg Abbott	0		0	0	0	0	0
DEM Beto O'Rourke	0		0	0	0	0	0
LIB Mark Tippetts	0		0	0	0	0	0
GRN Delilah Barrios	0		0	0	0	0	0
Write-In Totals	0		0	0	0	0	0
Total Votes Cast	0		0	0	0	0	0
Overvotes	0		0	0	0	0	0
Undervotes	0		0	0	0	0	0
Contest Totals	0		0	0	0	0	0

### Lieutenant Governor

Vote For 1

	TOTAL	VOTE %	Election Day	Early Voting	Ballot By Mail	Provisional Ballots	Limited Ballots
REP Dan Patrick	0		0	0	0	0	0
DEM Mike Collier	0		0	0	0	0	0
LIB Shanna Steele	0		0	0	0	0	0
Total Votes Cast	0		0	0	0	0	0
Overvotes	0		0	0	0	0	0
Undervotes	0		0	0	0	0	0
Contest Totals	0		0	0	0	0	0

### Attorney General

Vote For 1

	TOTAL	VOTE %	Election Day	Early Voting	Ballot By Mail	Provisional Ballots	Limited Ballots
REP Ken Paxton	0		0	0	0	0	0
DEM Rochelle Mercedes Garza	0		0	0	0	0	0
LIB Mark Ash	0		0	0	0	0	0
Total Votes Cast	0		0	0	0	0	0
Overvotes	0		0	0	0	0	0
Undervotes	0		0	0	0	0	0
Contest Totals	0		0	0	0	0	0

**PCT LB 99**

**Comptroller of Public Accounts**

Vote For 1

	TOTAL	VOTE %	Election Day	Early Voting	Ballot By Mail	Provisional Ballots	Limited Ballots
REP Glenn Hegar	0		0	0	0	0	0
DEM Janet T. Dudding	0		0	0	0	0	0
LIB V. Alonzo Echevarria-Garza	0		0	0	0	0	0
Total Votes Cast	0		0	0	0	0	0
Overvotes	0		0	0	0	0	0
Undervotes	0		0	0	0	0	0
Contest Totals	0		0	0	0	0	0

**Commissioner of the General Land Office**

Vote For 1

	TOTAL	VOTE %	Election Day	Early Voting	Ballot By Mail	Provisional Ballots	Limited Ballots
REP Dawn Buckingham	0		0	0	0	0	0
DEM Jay Kleberg	0		0	0	0	0	0
GRN Alfred Molison, Jr	0		0	0	0	0	0
Write-In Totals	0		0	0	0	0	0
Total Votes Cast	0		0	0	0	0	0
Overvotes	0		0	0	0	0	0
Undervotes	0		0	0	0	0	0
Contest Totals	0		0	0	0	0	0

**Commissioner of Agriculture**

Vote For 1

	TOTAL	VOTE %	Election Day	Early Voting	Ballot By Mail	Provisional Ballots	Limited Ballots
REP Sid Miller	0		0	0	0	0	0
DEM Susan Hays	0		0	0	0	0	0
Total Votes Cast	0		0	0	0	0	0
Overvotes	0		0	0	0	0	0
Undervotes	0		0	0	0	0	0
Contest Totals	0		0	0	0	0	0

**Railroad Commissioner**

Vote For 1

	TOTAL	VOTE %	Election Day	Early Voting	Ballot By Mail	Provisional Ballots	Limited Ballots
REP Wayne Christian	0		0	0	0	0	0
DEM Luke Warford	0		0	0	0	0	0
LIB Jaime Andres Diez	0		0	0	0	0	0
GRN Hunter Wayne Crow	0		0	0	0	0	0
Total Votes Cast	0		0	0	0	0	0
Overvotes	0		0	0	0	0	0
Undervotes	0		0	0	0	0	0
Contest Totals	0		0	0	0	0	0

**PCT LB 99**

**Justice, Supreme Court, Place 3**

Vote For 1

	TOTAL	VOTE %	Election Day	Early Voting	Ballot By Mail	Provisional Ballots	Limited Ballots
REP Debra Lehrmann	0		0	0	0	0	0
DEM Erin A. Nowell	0		0	0	0	0	0
LIB Thomas Edward Oxford	0		0	0	0	0	0
Total Votes Cast	0		0	0	0	0	0
Overvotes	0		0	0	0	0	0
Undervotes	0		0	0	0	0	0
Contest Totals	0		0	0	0	0	0

**Justice, Supreme Court, Place 5**

Vote For 1

	TOTAL	VOTE %	Election Day	Early Voting	Ballot By Mail	Provisional Ballots	Limited Ballots
REP Rebeca Huddle	0		0	0	0	0	0
DEM Amanda Reichek	0		0	0	0	0	0
Total Votes Cast	0		0	0	0	0	0
Overvotes	0		0	0	0	0	0
Undervotes	0		0	0	0	0	0
Contest Totals	0		0	0	0	0	0

**Justice, Supreme Court, Place 9**

Vote For 1

	TOTAL	VOTE %	Election Day	Early Voting	Ballot By Mail	Provisional Ballots	Limited Ballots
REP Evan Young	0		0	0	0	0	0
DEM Julia Maldonado	0		0	0	0	0	0
Total Votes Cast	0		0	0	0	0	0
Overvotes	0		0	0	0	0	0
Undervotes	0		0	0	0	0	0
Contest Totals	0		0	0	0	0	0

**Judge, Court of Criminal Appeals, Place 5**

Vote For 1

	TOTAL	VOTE %	Election Day	Early Voting	Ballot By Mail	Provisional Ballots	Limited Ballots
REP Scott Walker	0		0	0	0	0	0
DEM Dana Huffman	0		0	0	0	0	0
Total Votes Cast	0		0	0	0	0	0
Overvotes	0		0	0	0	0	0
Undervotes	0		0	0	0	0	0
Contest Totals	0		0	0	0	0	0

**PCT LB 99**

**Judge, Court of Criminal Appeals, Place 6**

Vote For 1

	TOTAL	VOTE %	Election Day	Early Voting	Ballot By Mail	Provisional Ballots	Limited Ballots
REP Jesse F. McClure, III	0		0	0	0	0	0
DEM Robert Johnson	0		0	0	0	0	0
Total Votes Cast	0		0	0	0	0	0
Overvotes	0		0	0	0	0	0
Undervotes	0		0	0	0	0	0
Contest Totals	0		0	0	0	0	0

**State Senator, District 8**

Vote For 1

	TOTAL	VOTE %	Election Day	Early Voting	Ballot By Mail	Provisional Ballots	Limited Ballots
REP Angela Paxton	0		0	0	0	0	0
DEM Jonathan Cocks	0		0	0	0	0	0
LIB Edward Kless	0		0	0	0	0	0
Total Votes Cast	0		0	0	0	0	0
Overvotes	0		0	0	0	0	0
Undervotes	0		0	0	0	0	0
Contest Totals	0		0	0	0	0	0

**Celina, City of - Local Option Election**

Vote For 1

	TOTAL	VOTE %	Election Day	Early Voting	Ballot By Mail	Provisional Ballots	Limited Ballots
For	0		0	0	0	0	0
Against	0		0	0	0	0	0
Total Votes Cast	0		0	0	0	0	0
Overvotes	0		0	0	0	0	0
Undervotes	0		0	0	0	0	0
Contest Totals	0		0	0	0	0	0



## PCT LB 100

### U. S. Representative, District 4

Vote For 1

	TOTAL	VOTE %		Election Day	Early Voting	Ballot By Mail	Provisional Ballots	Limited Ballots
REP Pat Fallon	3	60.00%	<div style="width: 60%;"><div style="width: 60%;"></div></div>	0	0	0	0	3
DEM Iro Omere	2	40.00%	<div style="width: 40%;"><div style="width: 40%;"></div></div>	0	0	0	0	2
LIB John Simmons	0	0.00%	<div style="width: 0%;"><div style="width: 0%;"></div></div>	0	0	0	0	0
Total Votes Cast	5	100.00%	<div style="width: 100%;"><div style="width: 100%;"></div></div>	0	0	0	0	5
Overvotes	0			0	0	0	0	0
Undervotes	0			0	0	0	0	0
Contest Totals	5			0	0	0	0	5

### Governor

Vote For 1

	TOTAL	VOTE %		Election Day	Early Voting	Ballot By Mail	Provisional Ballots	Limited Ballots
REP Greg Abbott	3	60.00%	<div style="width: 60%;"><div style="width: 60%;"></div></div>	0	0	0	0	3
DEM Beto O'Rourke	2	40.00%	<div style="width: 40%;"><div style="width: 40%;"></div></div>	0	0	0	0	2
LIB Mark Tippetts	0	0.00%	<div style="width: 0%;"><div style="width: 0%;"></div></div>	0	0	0	0	0
GRN Delilah Barrios	0	0.00%	<div style="width: 0%;"><div style="width: 0%;"></div></div>	0	0	0	0	0
Write-In Totals	0	0.00%	<div style="width: 0%;"><div style="width: 0%;"></div></div>	0	0	0	0	0
Total Votes Cast	5	100.00%	<div style="width: 100%;"><div style="width: 100%;"></div></div>	0	0	0	0	5
Overvotes	0			0	0	0	0	0
Undervotes	0			0	0	0	0	0
Contest Totals	5			0	0	0	0	5

### Lieutenant Governor

Vote For 1

	TOTAL	VOTE %		Election Day	Early Voting	Ballot By Mail	Provisional Ballots	Limited Ballots
REP Dan Patrick	3	60.00%	<div style="width: 60%;"><div style="width: 60%;"></div></div>	0	0	0	0	3
DEM Mike Collier	2	40.00%	<div style="width: 40%;"><div style="width: 40%;"></div></div>	0	0	0	0	2
LIB Shanna Steele	0	0.00%	<div style="width: 0%;"><div style="width: 0%;"></div></div>	0	0	0	0	0
Total Votes Cast	5	100.00%	<div style="width: 100%;"><div style="width: 100%;"></div></div>	0	0	0	0	5
Overvotes	0			0	0	0	0	0
Undervotes	0			0	0	0	0	0
Contest Totals	5			0	0	0	0	5

### Attorney General

Vote For 1

	TOTAL	VOTE %		Election Day	Early Voting	Ballot By Mail	Provisional Ballots	Limited Ballots
REP Ken Paxton	3	60.00%	<div style="width: 60%;"><div style="width: 60%;"></div></div>	0	0	0	0	3
DEM Rochelle Mercedes Garza	2	40.00%	<div style="width: 40%;"><div style="width: 40%;"></div></div>	0	0	0	0	2
LIB Mark Ash	0	0.00%	<div style="width: 0%;"><div style="width: 0%;"></div></div>	0	0	0	0	0
Total Votes Cast	5	100.00%	<div style="width: 100%;"><div style="width: 100%;"></div></div>	0	0	0	0	5
Overvotes	0			0	0	0	0	0
Undervotes	0			0	0	0	0	0
Contest Totals	5			0	0	0	0	5

## PCT LB 100

### Comptroller of Public Accounts

Vote For 1

	TOTAL	VOTE %		Election Day	Early Voting	Ballot By Mail	Provisional Ballots	Limited Ballots
REP Glenn Hegar	3	60.00%	<div style="width: 60%;"><div style="width: 60%;"></div></div>	0	0	0	0	3
DEM Janet T. Dudding	2	40.00%	<div style="width: 40%;"><div style="width: 40%;"></div></div>	0	0	0	0	2
LIB V. Alonzo Echevarria-Garza	0	0.00%	<div style="width: 0%;"><div style="width: 0%;"></div></div>	0	0	0	0	0
Total Votes Cast	5	100.00%	<div style="width: 100%;"><div style="width: 100%;"></div></div>	0	0	0	0	5
Overvotes	0			0	0	0	0	0
Undervotes	0			0	0	0	0	0
Contest Totals	5			0	0	0	0	5

### Commissioner of the General Land Office

Vote For 1

	TOTAL	VOTE %		Election Day	Early Voting	Ballot By Mail	Provisional Ballots	Limited Ballots
REP Dawn Buckingham	3	60.00%	<div style="width: 60%;"><div style="width: 60%;"></div></div>	0	0	0	0	3
DEM Jay Kleberg	2	40.00%	<div style="width: 40%;"><div style="width: 40%;"></div></div>	0	0	0	0	2
GRN Alfred Molison, Jr	0	0.00%	<div style="width: 0%;"><div style="width: 0%;"></div></div>	0	0	0	0	0
Write-In Totals	0	0.00%	<div style="width: 0%;"><div style="width: 0%;"></div></div>	0	0	0	0	0
Total Votes Cast	5	100.00%	<div style="width: 100%;"><div style="width: 100%;"></div></div>	0	0	0	0	5
Overvotes	0			0	0	0	0	0
Undervotes	0			0	0	0	0	0
Contest Totals	5			0	0	0	0	5

### Commissioner of Agriculture

Vote For 1

	TOTAL	VOTE %		Election Day	Early Voting	Ballot By Mail	Provisional Ballots	Limited Ballots
REP Sid Miller	3	60.00%	<div style="width: 60%;"><div style="width: 60%;"></div></div>	0	0	0	0	3
DEM Susan Hays	2	40.00%	<div style="width: 40%;"><div style="width: 40%;"></div></div>	0	0	0	0	2
Total Votes Cast	5	100.00%	<div style="width: 100%;"><div style="width: 100%;"></div></div>	0	0	0	0	5
Overvotes	0			0	0	0	0	0
Undervotes	0			0	0	0	0	0
Contest Totals	5			0	0	0	0	5

### Railroad Commissioner





Vote For 1

	TOTAL	VOTE %		Election Day	Early Voting	Ballot By Mail	Provisional Ballots	Limited Ballots
REP Wayne Christian	3	60.00%	<div style="width: 60%;"><div style="width: 60%;"></div></div>	0	0	0	0	3
DEM Luke Warford	2	40.00%	<div style="width: 40%;"><div style="width: 40%;"></div></div>	0	0	0	0	2
LIB Jaime Andres Diez	0	0.00%	<div style="width: 0%;"><div style="width: 0%;"></div></div>	0	0	0	0	0
GRN Hunter Wayne Crow	0	0.00%	<div style="width: 0%;"><div style="width: 0%;"></div></div>	0	0	0	0	0
Total Votes Cast	5	100.00%	<div style="width: 100%;"><div style="width: 100%;"></div></div>	0	0	0	0	5
Overvotes	0			0	0	0	0	0
Undervotes	0			0	0	0	0	0
Contest Totals	5			0	0	0	0	5

**PCT LB 100**




**Justice, Supreme Court, Place 3**

Vote For 1

	TOTAL	VOTE %		Election Day	Early Voting	Ballot By Mail	Provisional Ballots	Limited Ballots
REP Debra Lehrmann	3	60.00%		0	0	0	0	3
DEM Erin A. Nowell	2	40.00%		0	0	0	0	2
LIB Thomas Edward Oxford	0	0.00%		0	0	0	0	0
Total Votes Cast	5	100.00%		0	0	0	0	5
Overvotes	0			0	0	0	0	0
Undervotes	0			0	0	0	0	0
Contest Totals	5			0	0	0	0	5




**Justice, Supreme Court, Place 5**

Vote For 1

	TOTAL	VOTE %		Election Day	Early Voting	Ballot By Mail	Provisional Ballots	Limited Ballots
REP Rebeca Huddle	3	60.00%		0	0	0	0	3
DEM Amanda Reichel	2	40.00%		0	0	0	0	2
Total Votes Cast	5	100.00%		0	0	0	0	5
Overvotes	0			0	0	0	0	0
Undervotes	0			0	0	0	0	0
Contest Totals	5			0	0	0	0	5




**Justice, Supreme Court, Place 9**

Vote For 1

	TOTAL	VOTE %		Election Day	Early Voting	Ballot By Mail	Provisional Ballots	Limited Ballots
REP Evan Young	3	60.00%		0	0	0	0	3
DEM Julia Maldonado	2	40.00%		0	0	0	0	2
Total Votes Cast	5	100.00%		0	0	0	0	5
Overvotes	0			0	0	0	0	0
Undervotes	0			0	0	0	0	0
Contest Totals	5			0	0	0	0	5

**Judge, Court of Criminal Appeals, Place 5**




Vote For 1

	TOTAL	VOTE %		Election Day	Early Voting	Ballot By Mail	Provisional Ballots	Limited Ballots
REP Scott Walker	3	60.00%		0	0	0	0	3
DEM Dana Huffman	2	40.00%		0	0	0	0	2
Total Votes Cast	5	100.00%		0	0	0	0	5
Overvotes	0			0	0	0	0	0
Undervotes	0			0	0	0	0	0
Contest Totals	5			0	0	0	0	5

**PCT LB 100**





**Judge, Court of Criminal Appeals, Place 6**

Vote For 1

	TOTAL	VOTE %		Election Day	Early Voting	Ballot By Mail	Provisional Ballots	Limited Ballots
REP Jesse F. McClure, III	3	60.00%		0	0	0	0	3
DEM Robert Johnson	2	40.00%		0	0	0	0	2
Total Votes Cast	5	100.00%		0	0	0	0	5
Overvotes	0			0	0	0	0	0
Undervotes	0			0	0	0	0	0
Contest Totals	5			0	0	0	0	5

**State Senator, District 8**

Vote For 1

	TOTAL	VOTE %		Election Day	Early Voting	Ballot By Mail	Provisional Ballots	Limited Ballots
REP Angela Paxton	1	50.00%		0	0	0	0	1
DEM Jonathan Cocks	1	50.00%		0	0	0	0	1
LIB Edward Kless	0	0.00%		0	0	0	0	0
Total Votes Cast	2	100.00%		0	0	0	0	2
Overvotes	0			0	0	0	0	0
Undervotes	3			0	0	0	0	3
Contest Totals	5			0	0	0	0	5

## PCT LB 101

### U. S. Representative, District 4

Vote For 1

	TOTAL	VOTE %	Election Day	Early Voting	Ballot By Mail	Provisional Ballots	Limited Ballots
REP Pat Fallon	0		0	0	0	0	0
DEM Iro Omere	0		0	0	0	0	0
LIB John Simmons	0		0	0	0	0	0
Total Votes Cast	0		0	0	0	0	0
Overvotes	0		0	0	0	0	0
Undervotes	0		0	0	0	0	0
Contest Totals	0		0	0	0	0	0

### Governor

Vote For 1

	TOTAL	VOTE %	Election Day	Early Voting	Ballot By Mail	Provisional Ballots	Limited Ballots
REP Greg Abbott	0		0	0	0	0	0
DEM Beto O'Rourke	0		0	0	0	0	0
LIB Mark Tippetts	0		0	0	0	0	0
GRN Delilah Barrios	0		0	0	0	0	0
Write-In Totals	0		0	0	0	0	0
Total Votes Cast	0		0	0	0	0	0
Overvotes	0		0	0	0	0	0
Undervotes	0		0	0	0	0	0
Contest Totals	0		0	0	0	0	0

### Lieutenant Governor

Vote For 1

	TOTAL	VOTE %	Election Day	Early Voting	Ballot By Mail	Provisional Ballots	Limited Ballots
REP Dan Patrick	0		0	0	0	0	0
DEM Mike Collier	0		0	0	0	0	0
LIB Shanna Steele	0		0	0	0	0	0
Total Votes Cast	0		0	0	0	0	0
Overvotes	0		0	0	0	0	0
Undervotes	0		0	0	0	0	0
Contest Totals	0		0	0	0	0	0

### Attorney General

Vote For 1

	TOTAL	VOTE %	Election Day	Early Voting	Ballot By Mail	Provisional Ballots	Limited Ballots
REP Ken Paxton	0		0	0	0	0	0
DEM Rochelle Mercedes Garza	0		0	0	0	0	0
LIB Mark Ash	0		0	0	0	0	0
Total Votes Cast	0		0	0	0	0	0
Overvotes	0		0	0	0	0	0
Undervotes	0		0	0	0	0	0
Contest Totals	0		0	0	0	0	0

**PCT LB 101**

**Comptroller of Public Accounts**

Vote For 1

	TOTAL	VOTE %	Election Day	Early Voting	Ballot By Mail	Provisional Ballots	Limited Ballots
REP Glenn Hegar	0		0	0	0	0	0
DEM Janet T. Dudding	0		0	0	0	0	0
LIB V. Alonzo Echevarria-Garza	0		0	0	0	0	0
Total Votes Cast	0		0	0	0	0	0
Overvotes	0		0	0	0	0	0
Undervotes	0		0	0	0	0	0
Contest Totals	0		0	0	0	0	0

**Commissioner of the General Land Office**

Vote For 1

	TOTAL	VOTE %	Election Day	Early Voting	Ballot By Mail	Provisional Ballots	Limited Ballots
REP Dawn Buckingham	0		0	0	0	0	0
DEM Jay Kleberg	0		0	0	0	0	0
GRN Alfred Molison, Jr	0		0	0	0	0	0
Write-In Totals	0		0	0	0	0	0
Total Votes Cast	0		0	0	0	0	0
Overvotes	0		0	0	0	0	0
Undervotes	0		0	0	0	0	0
Contest Totals	0		0	0	0	0	0

**Commissioner of Agriculture**

Vote For 1

	TOTAL	VOTE %	Election Day	Early Voting	Ballot By Mail	Provisional Ballots	Limited Ballots
REP Sid Miller	0		0	0	0	0	0
DEM Susan Hays	0		0	0	0	0	0
Total Votes Cast	0		0	0	0	0	0
Overvotes	0		0	0	0	0	0
Undervotes	0		0	0	0	0	0
Contest Totals	0		0	0	0	0	0

**Railroad Commissioner**

Vote For 1

	TOTAL	VOTE %	Election Day	Early Voting	Ballot By Mail	Provisional Ballots	Limited Ballots
REP Wayne Christian	0		0	0	0	0	0
DEM Luke Warford	0		0	0	0	0	0
LIB Jaime Andres Diez	0		0	0	0	0	0
GRN Hunter Wayne Crow	0		0	0	0	0	0
Total Votes Cast	0		0	0	0	0	0
Overvotes	0		0	0	0	0	0
Undervotes	0		0	0	0	0	0
Contest Totals	0		0	0	0	0	0

**PCT LB 101**

**Justice, Supreme Court, Place 3**

Vote For 1

	TOTAL	VOTE %	Election Day	Early Voting	Ballot By Mail	Provisional Ballots	Limited Ballots
REP Debra Lehrmann	0		0	0	0	0	0
DEM Erin A. Nowell	0		0	0	0	0	0
LIB Thomas Edward Oxford	0		0	0	0	0	0
Total Votes Cast	0		0	0	0	0	0
Overvotes	0		0	0	0	0	0
Undervotes	0		0	0	0	0	0
Contest Totals	0		0	0	0	0	0

**Justice, Supreme Court, Place 5**

Vote For 1

	TOTAL	VOTE %	Election Day	Early Voting	Ballot By Mail	Provisional Ballots	Limited Ballots
REP Rebeca Huddle	0		0	0	0	0	0
DEM Amanda Reichek	0		0	0	0	0	0
Total Votes Cast	0		0	0	0	0	0
Overvotes	0		0	0	0	0	0
Undervotes	0		0	0	0	0	0
Contest Totals	0		0	0	0	0	0

**Justice, Supreme Court, Place 9**

Vote For 1

	TOTAL	VOTE %	Election Day	Early Voting	Ballot By Mail	Provisional Ballots	Limited Ballots
REP Evan Young	0		0	0	0	0	0
DEM Julia Maldonado	0		0	0	0	0	0
Total Votes Cast	0		0	0	0	0	0
Overvotes	0		0	0	0	0	0
Undervotes	0		0	0	0	0	0
Contest Totals	0		0	0	0	0	0

**Judge, Court of Criminal Appeals, Place 5**

Vote For 1

	TOTAL	VOTE %	Election Day	Early Voting	Ballot By Mail	Provisional Ballots	Limited Ballots
REP Scott Walker	0		0	0	0	0	0
DEM Dana Huffman	0		0	0	0	0	0
Total Votes Cast	0		0	0	0	0	0
Overvotes	0		0	0	0	0	0
Undervotes	0		0	0	0	0	0
Contest Totals	0		0	0	0	0	0

**PCT LB 101**

**Judge, Court of Criminal Appeals, Place 6**

Vote For 1

	TOTAL	VOTE %	Election Day	Early Voting	Ballot By Mail	Provisional Ballots	Limited Ballots
REP Jesse F. McClure, III	0		0	0	0	0	0
DEM Robert Johnson	0		0	0	0	0	0
Total Votes Cast	0		0	0	0	0	0
Overvotes	0		0	0	0	0	0
Undervotes	0		0	0	0	0	0
Contest Totals	0		0	0	0	0	0

**State Senator, District 8**

Vote For 1

	TOTAL	VOTE %	Election Day	Early Voting	Ballot By Mail	Provisional Ballots	Limited Ballots
REP Angela Paxton	0		0	0	0	0	0
DEM Jonathan Cocks	0		0	0	0	0	0
LIB Edward Kless	0		0	0	0	0	0
Total Votes Cast	0		0	0	0	0	0
Overvotes	0		0	0	0	0	0
Undervotes	0		0	0	0	0	0
Contest Totals	0		0	0	0	0	0

**Celina, City of - Local Option Election**

Vote For 1

	TOTAL	VOTE %	Election Day	Early Voting	Ballot By Mail	Provisional Ballots	Limited Ballots
For	0		0	0	0	0	0
Against	0		0	0	0	0	0
Total Votes Cast	0		0	0	0	0	0
Overvotes	0		0	0	0	0	0
Undervotes	0		0	0	0	0	0
Contest Totals	0		0	0	0	0	0



## PCT LB 102

### U. S. Representative, District 32

Vote For 1

	TOTAL	VOTE %		Election Day	Early Voting	Ballot By Mail	Provisional Ballots	Limited Ballots
REP Antonio Swad	0	0.00%	<div style="width: 0%;"></div>	0	0	0	0	0
DEM Colin Allred	2	100.00%	<div style="width: 100%;"></div>	0	0	0	0	2
Total Votes Cast	2	100.00%	<div style="width: 100%;"></div>	0	0	0	0	2
Overvotes	0			0	0	0	0	0
Undervotes	0			0	0	0	0	0
Contest Totals	2			0	0	0	0	2

### Governor

Vote For 1

	TOTAL	VOTE %		Election Day	Early Voting	Ballot By Mail	Provisional Ballots	Limited Ballots
REP Greg Abbott	0	0.00%	<div style="width: 0%;"></div>	0	0	0	0	0
DEM Beto O'Rourke	2	100.00%	<div style="width: 100%;"></div>	0	0	0	0	2
LIB Mark Tippetts	0	0.00%	<div style="width: 0%;"></div>	0	0	0	0	0
GRN Delilah Barrios	0	0.00%	<div style="width: 0%;"></div>	0	0	0	0	0
Write-In Totals	0	0.00%	<div style="width: 0%;"></div>	0	0	0	0	0
Total Votes Cast	2	100.00%	<div style="width: 100%;"></div>	0	0	0	0	2
Overvotes	0			0	0	0	0	0
Undervotes	0			0	0	0	0	0
Contest Totals	2			0	0	0	0	2

### Lieutenant Governor

Vote For 1

	TOTAL	VOTE %		Election Day	Early Voting	Ballot By Mail	Provisional Ballots	Limited Ballots
REP Dan Patrick	0	0.00%	<div style="width: 0%;"></div>	0	0	0	0	0
DEM Mike Collier	2	100.00%	<div style="width: 100%;"></div>	0	0	0	0	2
LIB Shanna Steele	0	0.00%	<div style="width: 0%;"></div>	0	0	0	0	0
Total Votes Cast	2	100.00%	<div style="width: 100%;"></div>	0	0	0	0	2
Overvotes	0			0	0	0	0	0
Undervotes	0			0	0	0	0	0
Contest Totals	2			0	0	0	0	2

### Attorney General

Vote For 1

	TOTAL	VOTE %		Election Day	Early Voting	Ballot By Mail	Provisional Ballots	Limited Ballots
REP Ken Paxton	0	0.00%	<div style="width: 0%;"></div>	0	0	0	0	0
DEM Rochelle Mercedes Garza	2	100.00%	<div style="width: 100%;"></div>	0	0	0	0	2
LIB Mark Ash	0	0.00%	<div style="width: 0%;"></div>	0	0	0	0	0
Total Votes Cast	2	100.00%	<div style="width: 100%;"></div>	0	0	0	0	2
Overvotes	0			0	0	0	0	0
Undervotes	0			0	0	0	0	0
Contest Totals	2			0	0	0	0	2

## PCT LB 102

### Comptroller of Public Accounts

Vote For 1

	TOTAL	VOTE %		Election Day	Early Voting	Ballot By Mail	Provisional Ballots	Limited Ballots
REP Glenn Hegar	0	0.00%	<div style="width: 0%;"></div>	0	0	0	0	0
DEM Janet T. Dudding	2	100.00%	<div style="width: 100%;"></div>	0	0	0	0	2
LIB V. Alonzo Echevarria-Garza	0	0.00%	<div style="width: 0%;"></div>	0	0	0	0	0
Total Votes Cast	2	100.00%	<div style="width: 100%;"></div>	0	0	0	0	2
Overvotes	0			0	0	0	0	0
Undervotes	0			0	0	0	0	0
Contest Totals	2			0	0	0	0	2

### Commissioner of the General Land Office

Vote For 1

	TOTAL	VOTE %		Election Day	Early Voting	Ballot By Mail	Provisional Ballots	Limited Ballots
REP Dawn Buckingham	0	0.00%	<div style="width: 0%;"></div>	0	0	0	0	0
DEM Jay Kleberg	2	100.00%	<div style="width: 100%;"></div>	0	0	0	0	2
GRN Alfred Molison, Jr	0	0.00%	<div style="width: 0%;"></div>	0	0	0	0	0
Write-In Totals	0	0.00%	<div style="width: 0%;"></div>	0	0	0	0	0
Total Votes Cast	2	100.00%	<div style="width: 100%;"></div>	0	0	0	0	2
Overvotes	0			0	0	0	0	0
Undervotes	0			0	0	0	0	0
Contest Totals	2			0	0	0	0	2

### Commissioner of Agriculture

Vote For 1

	TOTAL	VOTE %		Election Day	Early Voting	Ballot By Mail	Provisional Ballots	Limited Ballots
REP Sid Miller	0	0.00%	<div style="width: 0%;"></div>	0	0	0	0	0
DEM Susan Hays	2	100.00%	<div style="width: 100%;"></div>	0	0	0	0	2
Total Votes Cast	2	100.00%	<div style="width: 100%;"></div>	0	0	0	0	2
Overvotes	0			0	0	0	0	0
Undervotes	0			0	0	0	0	0
Contest Totals	2			0	0	0	0	2

### Railroad Commissioner

Vote For 1

	TOTAL	VOTE %		Election Day	Early Voting	Ballot By Mail	Provisional Ballots	Limited Ballots
REP Wayne Christian	0	0.00%	<div style="width: 0%;"></div>	0	0	0	0	0
DEM Luke Warford	2	100.00%	<div style="width: 100%;"></div>	0	0	0	0	2
LIB Jaime Andres Diez	0	0.00%	<div style="width: 0%;"></div>	0	0	0	0	0
GRN Hunter Wayne Crow	0	0.00%	<div style="width: 0%;"></div>	0	0	0	0	0
Total Votes Cast	2	100.00%	<div style="width: 100%;"></div>	0	0	0	0	2
Overvotes	0			0	0	0	0	0
Undervotes	0			0	0	0	0	0
Contest Totals	2			0	0	0	0	2

## PCT LB 102

### Justice, Supreme Court, Place 3

Vote For 1

	TOTAL	VOTE %		Election Day	Early Voting	Ballot By Mail	Provisional Ballots	Limited Ballots
REP Debra Lehrmann	0	0.00%	<div style="width: 0%;"></div>	0	0	0	0	0
DEM Erin A. Nowell	2	100.00%	<div style="width: 100%;"></div>	0	0	0	0	2
LIB Thomas Edward Oxford	0	0.00%	<div style="width: 0%;"></div>	0	0	0	0	0
Total Votes Cast	2	100.00%	<div style="width: 100%;"></div>	0	0	0	0	2
Overvotes	0			0	0	0	0	0
Undervotes	0			0	0	0	0	0
Contest Totals	2			0	0	0	0	2

### Justice, Supreme Court, Place 5

Vote For 1

	TOTAL	VOTE %		Election Day	Early Voting	Ballot By Mail	Provisional Ballots	Limited Ballots
REP Rebeca Huddle	0	0.00%	<div style="width: 0%;"></div>	0	0	0	0	0
DEM Amanda Reichel	2	100.00%	<div style="width: 100%;"></div>	0	0	0	0	2
Total Votes Cast	2	100.00%	<div style="width: 100%;"></div>	0	0	0	0	2
Overvotes	0			0	0	0	0	0
Undervotes	0			0	0	0	0	0
Contest Totals	2			0	0	0	0	2

### Justice, Supreme Court, Place 9

Vote For 1

	TOTAL	VOTE %		Election Day	Early Voting	Ballot By Mail	Provisional Ballots	Limited Ballots
REP Evan Young	0	0.00%	<div style="width: 0%;"></div>	0	0	0	0	0
DEM Julia Maldonado	2	100.00%	<div style="width: 100%;"></div>	0	0	0	0	2
Total Votes Cast	2	100.00%	<div style="width: 100%;"></div>	0	0	0	0	2
Overvotes	0			0	0	0	0	0
Undervotes	0			0	0	0	0	0
Contest Totals	2			0	0	0	0	2

### Judge, Court of Criminal Appeals, Place 5

Vote For 1

	TOTAL	VOTE %		Election Day	Early Voting	Ballot By Mail	Provisional Ballots	Limited Ballots
REP Scott Walker	0	0.00%	<div style="width: 0%;"></div>	0	0	0	0	0
DEM Dana Huffman	2	100.00%	<div style="width: 100%;"></div>	0	0	0	0	2
Total Votes Cast	2	100.00%	<div style="width: 100%;"></div>	0	0	0	0	2
Overvotes	0			0	0	0	0	0
Undervotes	0			0	0	0	0	0
Contest Totals	2			0	0	0	0	2

## PCT LB 102

### Judge, Court of Criminal Appeals, Place 6

Vote For 1

	TOTAL	VOTE %		Election Day	Early Voting	Ballot By Mail	Provisional Ballots	Limited Ballots
REP Jesse F. McClure, III	0	0.00%	<div style="width: 0%;"></div>	0	0	0	0	0
DEM Robert Johnson	2	100.00%	<div style="width: 100%;"></div>	0	0	0	0	2
Total Votes Cast	2	100.00%	<div style="width: 100%;"></div>	0	0	0	0	2
Overvotes	0			0	0	0	0	0
Undervotes	0			0	0	0	0	0
Contest Totals	2			0	0	0	0	2

### State Senator, District 8

Vote For 1

	TOTAL	VOTE %		Election Day	Early Voting	Ballot By Mail	Provisional Ballots	Limited Ballots
REP Angela Paxton	0	0.00%	<div style="width: 0%;"></div>	0	0	0	0	0
DEM Jonathan Cocks	2	100.00%	<div style="width: 100%;"></div>	0	0	0	0	2
LIB Edward Kless	0	0.00%	<div style="width: 0%;"></div>	0	0	0	0	0
Total Votes Cast	2	100.00%	<div style="width: 100%;"></div>	0	0	0	0	2
Overvotes	0			0	0	0	0	0
Undervotes	0			0	0	0	0	0
Contest Totals	2			0	0	0	0	2

### State Representative, District 33

Vote For 1

	TOTAL	VOTE %		Election Day	Early Voting	Ballot By Mail	Provisional Ballots	Limited Ballots
REP Justin Holland	0	0.00%	<div style="width: 0%;"></div>	0	0	0	0	0
DEM Graeson Lynskey	2	100.00%	<div style="width: 100%;"></div>	0	0	0	0	2
Total Votes Cast	2	100.00%	<div style="width: 100%;"></div>	0	0	0	0	2
Overvotes	0			0	0	0	0	0
Undervotes	0			0	0	0	0	0
Contest Totals	2			0	0	0	0	2

## PCT LB 103

### U. S. Representative, District 4

Vote For 1

	TOTAL	VOTE %	Election Day	Early Voting	Ballot By Mail	Provisional Ballots	Limited Ballots
REP Pat Fallon	0	0.00%	0	0	0	0	0
DEM Iro Omere	1	100.00%	0	0	0	0	1
LIB John Simmons	0	0.00%	0	0	0	0	0
Total Votes Cast	1	100.00%	0	0	0	0	1
Overvotes	0		0	0	0	0	0
Undervotes	0		0	0	0	0	0
Contest Totals	1		0	0	0	0	1

### Governor

Vote For 1

	TOTAL	VOTE %	Election Day	Early Voting	Ballot By Mail	Provisional Ballots	Limited Ballots
REP Greg Abbott	0	0.00%	0	0	0	0	0
DEM Beto O'Rourke	1	100.00%	0	0	0	0	1
LIB Mark Tippetts	0	0.00%	0	0	0	0	0
GRN Delilah Barrios	0	0.00%	0	0	0	0	0
Write-In Totals	0	0.00%	0	0	0	0	0
Total Votes Cast	1	100.00%	0	0	0	0	1
Overvotes	0		0	0	0	0	0
Undervotes	0		0	0	0	0	0
Contest Totals	1		0	0	0	0	1

### Lieutenant Governor

Vote For 1

	TOTAL	VOTE %	Election Day	Early Voting	Ballot By Mail	Provisional Ballots	Limited Ballots
REP Dan Patrick	0	0.00%	0	0	0	0	0
DEM Mike Collier	1	100.00%	0	0	0	0	1
LIB Shanna Steele	0	0.00%	0	0	0	0	0
Total Votes Cast	1	100.00%	0	0	0	0	1
Overvotes	0		0	0	0	0	0
Undervotes	0		0	0	0	0	0
Contest Totals	1		0	0	0	0	1

### Attorney General

Vote For 1

	TOTAL	VOTE %	Election Day	Early Voting	Ballot By Mail	Provisional Ballots	Limited Ballots
REP Ken Paxton	0	0.00%	0	0	0	0	0
DEM Rochelle Mercedes Garza	1	100.00%	0	0	0	0	1
LIB Mark Ash	0	0.00%	0	0	0	0	0
Total Votes Cast	1	100.00%	0	0	0	0	1
Overvotes	0		0	0	0	0	0
Undervotes	0		0	0	0	0	0
Contest Totals	1		0	0	0	0	1

**PCT LB 103**

**Comptroller of Public Accounts**

Vote For 1

	TOTAL	VOTE %		Election Day	Early Voting	Ballot By Mail	Provisional Ballots	Limited Ballots
REP Glenn Hegar	0	0.00%	<div style="width: 0%;"></div>	0	0	0	0	0
DEM Janet T. Dudding	1	100.00%	<div style="width: 100%;"></div>	0	0	0	0	1
LIB V. Alonzo Echevarria-Garza	0	0.00%	<div style="width: 0%;"></div>	0	0	0	0	0
Total Votes Cast	1	100.00%	<div style="width: 100%;"></div>	0	0	0	0	1
Overvotes	0			0	0	0	0	0
Undervotes	0			0	0	0	0	0
Contest Totals	1			0	0	0	0	1

**Commissioner of the General Land Office**

Vote For 1

	TOTAL	VOTE %		Election Day	Early Voting	Ballot By Mail	Provisional Ballots	Limited Ballots
REP Dawn Buckingham	0	0.00%	<div style="width: 0%;"></div>	0	0	0	0	0
DEM Jay Kleberg	1	100.00%	<div style="width: 100%;"></div>	0	0	0	0	1
GRN Alfred Molison, Jr	0	0.00%	<div style="width: 0%;"></div>	0	0	0	0	0
Write-In Totals	0	0.00%	<div style="width: 0%;"></div>	0	0	0	0	0
Total Votes Cast	1	100.00%	<div style="width: 100%;"></div>	0	0	0	0	1
Overvotes	0			0	0	0	0	0
Undervotes	0			0	0	0	0	0
Contest Totals	1			0	0	0	0	1

**Commissioner of Agriculture**

Vote For 1

	TOTAL	VOTE %		Election Day	Early Voting	Ballot By Mail	Provisional Ballots	Limited Ballots
REP Sid Miller	0	0.00%	<div style="width: 0%;"></div>	0	0	0	0	0
DEM Susan Hays	1	100.00%	<div style="width: 100%;"></div>	0	0	0	0	1
Total Votes Cast	1	100.00%	<div style="width: 100%;"></div>	0	0	0	0	1
Overvotes	0			0	0	0	0	0
Undervotes	0			0	0	0	0	0
Contest Totals	1			0	0	0	0	1

**Railroad Commissioner**

Vote For 1

	TOTAL	VOTE %		Election Day	Early Voting	Ballot By Mail	Provisional Ballots	Limited Ballots
REP Wayne Christian	0	0.00%	<div style="width: 0%;"></div>	0	0	0	0	0
DEM Luke Warford	1	100.00%	<div style="width: 100%;"></div>	0	0	0	0	1
LIB Jaime Andres Diez	0	0.00%	<div style="width: 0%;"></div>	0	0	0	0	0
GRN Hunter Wayne Crow	0	0.00%	<div style="width: 0%;"></div>	0	0	0	0	0
Total Votes Cast	1	100.00%	<div style="width: 100%;"></div>	0	0	0	0	1
Overvotes	0			0	0	0	0	0
Undervotes	0			0	0	0	0	0
Contest Totals	1			0	0	0	0	1

## PCT LB 103

### Justice, Supreme Court, Place 3

Vote For 1

	TOTAL	VOTE %		Election Day	Early Voting	Ballot By Mail	Provisional Ballots	Limited Ballots
REP Debra Lehrmann	0	0.00%	<div style="width: 0%;"></div>	0	0	0	0	0
DEM Erin A. Nowell	1	100.00%	<div style="width: 100%;"></div>	0	0	0	0	1
LIB Thomas Edward Oxford	0	0.00%	<div style="width: 0%;"></div>	0	0	0	0	0
Total Votes Cast	1	100.00%	<div style="width: 100%;"></div>	0	0	0	0	1
Overvotes	0			0	0	0	0	0
Undervotes	0			0	0	0	0	0
Contest Totals	1			0	0	0	0	1

### Justice, Supreme Court, Place 5

Vote For 1

	TOTAL	VOTE %		Election Day	Early Voting	Ballot By Mail	Provisional Ballots	Limited Ballots
REP Rebeca Huddle	0	0.00%	<div style="width: 0%;"></div>	0	0	0	0	0
DEM Amanda Reichel	1	100.00%	<div style="width: 100%;"></div>	0	0	0	0	1
Total Votes Cast	1	100.00%	<div style="width: 100%;"></div>	0	0	0	0	1
Overvotes	0			0	0	0	0	0
Undervotes	0			0	0	0	0	0
Contest Totals	1			0	0	0	0	1

### Justice, Supreme Court, Place 9

Vote For 1

	TOTAL	VOTE %		Election Day	Early Voting	Ballot By Mail	Provisional Ballots	Limited Ballots
REP Evan Young	0	0.00%	<div style="width: 0%;"></div>	0	0	0	0	0
DEM Julia Maldonado	1	100.00%	<div style="width: 100%;"></div>	0	0	0	0	1
Total Votes Cast	1	100.00%	<div style="width: 100%;"></div>	0	0	0	0	1
Overvotes	0			0	0	0	0	0
Undervotes	0			0	0	0	0	0
Contest Totals	1			0	0	0	0	1

### Judge, Court of Criminal Appeals, Place 5

Vote For 1

	TOTAL	VOTE %		Election Day	Early Voting	Ballot By Mail	Provisional Ballots	Limited Ballots
REP Scott Walker	0	0.00%	<div style="width: 0%;"></div>	0	0	0	0	0
DEM Dana Huffman	1	100.00%	<div style="width: 100%;"></div>	0	0	0	0	1
Total Votes Cast	1	100.00%	<div style="width: 100%;"></div>	0	0	0	0	1
Overvotes	0			0	0	0	0	0
Undervotes	0			0	0	0	0	0
Contest Totals	1			0	0	0	0	1

## PCT LB 103

### Judge, Court of Criminal Appeals, Place 6

Vote For 1

	TOTAL	VOTE %		Election Day	Early Voting	Ballot By Mail	Provisional Ballots	Limited Ballots
REP Jesse F. McClure, III	0	0.00%	<div style="width: 0%; background-color: #cccccc;"></div>	0	0	0	0	0
DEM Robert Johnson	1	100.00%	<div style="width: 100%; background-color: #f1c40f;"></div>	0	0	0	0	1
Total Votes Cast	1	100.00%	<div style="width: 100%; background-color: #f1c40f;"></div>	0	0	0	0	1
Overvotes	0			0	0	0	0	0
Undervotes	0			0	0	0	0	0
Contest Totals	1			0	0	0	0	1

### State Senator, District 2

Vote For 1

	TOTAL	VOTE %		Election Day	Early Voting	Ballot By Mail	Provisional Ballots	Limited Ballots
REP Bob Hall	0	0.00%	<div style="width: 0%; background-color: #cccccc;"></div>	0	0	0	0	0
DEM Prince S. Giadolor	1	100.00%	<div style="width: 100%; background-color: #f1c40f;"></div>	0	0	0	0	1
Total Votes Cast	1	100.00%	<div style="width: 100%; background-color: #f1c40f;"></div>	0	0	0	0	1
Overvotes	0			0	0	0	0	0
Undervotes	0			0	0	0	0	0
Contest Totals	1			0	0	0	0	1

### Dallas, City of - Proposition A

Vote For 1

	TOTAL	VOTE %		Election Day	Early Voting	Ballot By Mail	Provisional Ballots	Limited Ballots
For	1	100.00%	<div style="width: 100%; background-color: #f1c40f;"></div>	0	0	0	0	1
Against	0	0.00%	<div style="width: 0%; background-color: #cccccc;"></div>	0	0	0	0	0
Total Votes Cast	1	100.00%	<div style="width: 100%; background-color: #f1c40f;"></div>	0	0	0	0	1
Overvotes	0			0	0	0	0	0
Undervotes	0			0	0	0	0	0
Contest Totals	1			0	0	0	0	1



## PCT LB 104

### U. S. Representative, District 32

Vote For 1

	TOTAL	VOTE %		Election Day	Early Voting	Ballot By Mail	Provisional Ballots	Limited Ballots
REP Antonio Swad	2	40.00%	<div style="width: 40%;"><div style="width: 40%;"></div></div>	0	0	0	0	2
DEM Colin Allred	3	60.00%	<div style="width: 60%;"><div style="width: 60%;"></div></div>	0	0	0	0	3
Total Votes Cast	5	100.00%	<div style="width: 100%;"><div style="width: 100%;"></div></div>	0	0	0	0	5
Overvotes	0			0	0	0	0	0
Undervotes	0			0	0	0	0	0
Contest Totals	5			0	0	0	0	5

### Governor

Vote For 1

	TOTAL	VOTE %		Election Day	Early Voting	Ballot By Mail	Provisional Ballots	Limited Ballots
REP Greg Abbott	2	40.00%	<div style="width: 40%;"><div style="width: 40%;"></div></div>	0	0	0	0	2
DEM Beto O'Rourke	3	60.00%	<div style="width: 60%;"><div style="width: 60%;"></div></div>	0	0	0	0	3
LIB Mark Tippetts	0	0.00%	<div style="width: 0%;"><div style="width: 0%;"></div></div>	0	0	0	0	0
GRN Delilah Barrios	0	0.00%	<div style="width: 0%;"><div style="width: 0%;"></div></div>	0	0	0	0	0
Write-In Totals	0	0.00%	<div style="width: 0%;"><div style="width: 0%;"></div></div>	0	0	0	0	0
Total Votes Cast	5	100.00%	<div style="width: 100%;"><div style="width: 100%;"></div></div>	0	0	0	0	5
Overvotes	0			0	0	0	0	0
Undervotes	0			0	0	0	0	0
Contest Totals	5			0	0	0	0	5

### Lieutenant Governor

Vote For 1

	TOTAL	VOTE %		Election Day	Early Voting	Ballot By Mail	Provisional Ballots	Limited Ballots
REP Dan Patrick	2	40.00%	<div style="width: 40%;"><div style="width: 40%;"></div></div>	0	0	0	0	2
DEM Mike Collier	3	60.00%	<div style="width: 60%;"><div style="width: 60%;"></div></div>	0	0	0	0	3
LIB Shanna Steele	0	0.00%	<div style="width: 0%;"><div style="width: 0%;"></div></div>	0	0	0	0	0
Total Votes Cast	5	100.00%	<div style="width: 100%;"><div style="width: 100%;"></div></div>	0	0	0	0	5
Overvotes	0			0	0	0	0	0
Undervotes	0			0	0	0	0	0
Contest Totals	5			0	0	0	0	5

### Attorney General

Vote For 1

	TOTAL	VOTE %		Election Day	Early Voting	Ballot By Mail	Provisional Ballots	Limited Ballots
REP Ken Paxton	2	40.00%	<div style="width: 40%;"><div style="width: 40%;"></div></div>	0	0	0	0	2
DEM Rochelle Mercedes Garza	3	60.00%	<div style="width: 60%;"><div style="width: 60%;"></div></div>	0	0	0	0	3
LIB Mark Ash	0	0.00%	<div style="width: 0%;"><div style="width: 0%;"></div></div>	0	0	0	0	0
Total Votes Cast	5	100.00%	<div style="width: 100%;"><div style="width: 100%;"></div></div>	0	0	0	0	5
Overvotes	0			0	0	0	0	0
Undervotes	0			0	0	0	0	0
Contest Totals	5			0	0	0	0	5

## PCT LB 104

### Comptroller of Public Accounts

Vote For 1

	TOTAL	VOTE %		Election Day	Early Voting	Ballot By Mail	Provisional Ballots	Limited Ballots
REP Glenn Hegar	2	40.00%	<div style="width: 40%;"><div style="width: 40%;"></div></div>	0	0	0	0	2
DEM Janet T. Dudding	3	60.00%	<div style="width: 60%;"><div style="width: 60%;"></div></div>	0	0	0	0	3
LIB V. Alonzo Echevarria-Garza	0	0.00%	<div style="width: 0%;"><div style="width: 0%;"></div></div>	0	0	0	0	0
Total Votes Cast	5	100.00%	<div style="width: 100%;"><div style="width: 100%;"></div></div>	0	0	0	0	5
Overvotes	0			0	0	0	0	0
Undervotes	0			0	0	0	0	0
Contest Totals	5			0	0	0	0	5

### Commissioner of the General Land Office

Vote For 1

	TOTAL	VOTE %		Election Day	Early Voting	Ballot By Mail	Provisional Ballots	Limited Ballots
REP Dawn Buckingham	2	40.00%	<div style="width: 40%;"><div style="width: 40%;"></div></div>	0	0	0	0	2
DEM Jay Kleberg	3	60.00%	<div style="width: 60%;"><div style="width: 60%;"></div></div>	0	0	0	0	3
GRN Alfred Molison, Jr	0	0.00%	<div style="width: 0%;"><div style="width: 0%;"></div></div>	0	0	0	0	0
Write-In Totals	0	0.00%	<div style="width: 0%;"><div style="width: 0%;"></div></div>	0	0	0	0	0
Total Votes Cast	5	100.00%	<div style="width: 100%;"><div style="width: 100%;"></div></div>	0	0	0	0	5
Overvotes	0			0	0	0	0	0
Undervotes	0			0	0	0	0	0
Contest Totals	5			0	0	0	0	5

### Commissioner of Agriculture

Vote For 1

	TOTAL	VOTE %		Election Day	Early Voting	Ballot By Mail	Provisional Ballots	Limited Ballots
REP Sid Miller	2	40.00%	<div style="width: 40%;"><div style="width: 40%;"></div></div>	0	0	0	0	2
DEM Susan Hays	3	60.00%	<div style="width: 60%;"><div style="width: 60%;"></div></div>	0	0	0	0	3
Total Votes Cast	5	100.00%	<div style="width: 100%;"><div style="width: 100%;"></div></div>	0	0	0	0	5
Overvotes	0			0	0	0	0	0
Undervotes	0			0	0	0	0	0
Contest Totals	5			0	0	0	0	5

### Railroad Commissioner

Vote For 1

	TOTAL	VOTE %		Election Day	Early Voting	Ballot By Mail	Provisional Ballots	Limited Ballots
REP Wayne Christian	2	40.00%	<div style="width: 40%;"><div style="width: 40%;"></div></div>	0	0	0	0	2
DEM Luke Warford	3	60.00%	<div style="width: 60%;"><div style="width: 60%;"></div></div>	0	0	0	0	3
LIB Jaime Andres Diez	0	0.00%	<div style="width: 0%;"><div style="width: 0%;"></div></div>	0	0	0	0	0
GRN Hunter Wayne Crow	0	0.00%	<div style="width: 0%;"><div style="width: 0%;"></div></div>	0	0	0	0	0
Total Votes Cast	5	100.00%	<div style="width: 100%;"><div style="width: 100%;"></div></div>	0	0	0	0	5
Overvotes	0			0	0	0	0	0
Undervotes	0			0	0	0	0	0
Contest Totals	5			0	0	0	0	5

## PCT LB 104

### Justice, Supreme Court, Place 3

Vote For 1

	TOTAL	VOTE %		Election Day	Early Voting	Ballot By Mail	Provisional Ballots	Limited Ballots
REP Debra Lehrmann	2	40.00%	<div style="width: 40%;"><div style="width: 40%;"></div></div>	0	0	0	0	2
DEM Erin A. Nowell	3	60.00%	<div style="width: 60%;"><div style="width: 60%;"></div></div>	0	0	0	0	3
LIB Thomas Edward Oxford	0	0.00%	<div style="width: 0%;"><div style="width: 0%;"></div></div>	0	0	0	0	0
Total Votes Cast	5	100.00%	<div style="width: 100%;"><div style="width: 100%;"></div></div>	0	0	0	0	5
Overvotes	0			0	0	0	0	0
Undervotes	0			0	0	0	0	0
Contest Totals	5			0	0	0	0	5

### Justice, Supreme Court, Place 5

Vote For 1

	TOTAL	VOTE %		Election Day	Early Voting	Ballot By Mail	Provisional Ballots	Limited Ballots
REP Rebeca Huddle	2	40.00%	<div style="width: 40%;"><div style="width: 40%;"></div></div>	0	0	0	0	2
DEM Amanda Reichel	3	60.00%	<div style="width: 60%;"><div style="width: 60%;"></div></div>	0	0	0	0	3
Total Votes Cast	5	100.00%	<div style="width: 100%;"><div style="width: 100%;"></div></div>	0	0	0	0	5
Overvotes	0			0	0	0	0	0
Undervotes	0			0	0	0	0	0
Contest Totals	5			0	0	0	0	5

### Justice, Supreme Court, Place 9

Vote For 1

	TOTAL	VOTE %		Election Day	Early Voting	Ballot By Mail	Provisional Ballots	Limited Ballots
REP Evan Young	2	40.00%	<div style="width: 40%;"><div style="width: 40%;"></div></div>	0	0	0	0	2
DEM Julia Maldonado	3	60.00%	<div style="width: 60%;"><div style="width: 60%;"></div></div>	0	0	0	0	3
Total Votes Cast	5	100.00%	<div style="width: 100%;"><div style="width: 100%;"></div></div>	0	0	0	0	5
Overvotes	0			0	0	0	0	0
Undervotes	0			0	0	0	0	0
Contest Totals	5			0	0	0	0	5

### Judge, Court of Criminal Appeals, Place 5

Vote For 1

	TOTAL	VOTE %		Election Day	Early Voting	Ballot By Mail	Provisional Ballots	Limited Ballots
REP Scott Walker	2	40.00%	<div style="width: 40%;"><div style="width: 40%;"></div></div>	0	0	0	0	2
DEM Dana Huffman	3	60.00%	<div style="width: 60%;"><div style="width: 60%;"></div></div>	0	0	0	0	3
Total Votes Cast	5	100.00%	<div style="width: 100%;"><div style="width: 100%;"></div></div>	0	0	0	0	5
Overvotes	0			0	0	0	0	0
Undervotes	0			0	0	0	0	0
Contest Totals	5			0	0	0	0	5

## PCT LB 104

### Judge, Court of Criminal Appeals, Place 6

Vote For 1

	TOTAL	VOTE %		Election Day	Early Voting	Ballot By Mail	Provisional Ballots	Limited Ballots
REP Jesse F. McClure, III	2	40.00%	<div style="width: 40%;"><div style="width: 40%;"></div></div>	0	0	0	0	2
DEM Robert Johnson	3	60.00%	<div style="width: 60%;"><div style="width: 60%;"></div></div>	0	0	0	0	3
Total Votes Cast	5	100.00%	<div style="width: 100%;"><div style="width: 100%;"></div></div>	0	0	0	0	5
Overvotes	0			0	0	0	0	0
Undervotes	0			0	0	0	0	0
Contest Totals	5			0	0	0	0	5

### State Senator, District 8

Vote For 1

	TOTAL	VOTE %		Election Day	Early Voting	Ballot By Mail	Provisional Ballots	Limited Ballots
REP Angela Paxton	0			0	0	0	0	0
DEM Jonathan Cocks	0			0	0	0	0	0
LIB Edward Kless	0			0	0	0	0	0
Total Votes Cast	0			0	0	0	0	0
Overvotes	0			0	0	0	0	0
Undervotes	5			0	0	0	0	5
Contest Totals	5			0	0	0	0	5

## PCT LB 105

### U. S. Representative, District 4

Vote For 1

	TOTAL	VOTE %		Election Day	Early Voting	Ballot By Mail	Provisional Ballots	Limited Ballots
REP Pat Fallon	6	66.67%	<div style="width: 66.67%;"><div style="width: 66.67%;"></div></div>	0	0	0	0	6
DEM Iro Omere	3	33.33%	<div style="width: 33.33%;"><div style="width: 33.33%;"></div></div>	0	0	0	0	3
LIB John Simmons	0	0.00%	<div style="width: 0%;"><div style="width: 0%;"></div></div>	0	0	0	0	0
Total Votes Cast	9	100.00%	<div style="width: 100%;"><div style="width: 100%;"></div></div>	0	0	0	0	9
Overvotes	0			0	0	0	0	0
Undervotes	7			0	0	0	0	7
Contest Totals	16			0	0	0	0	16

### Governor

Vote For 1

	TOTAL	VOTE %		Election Day	Early Voting	Ballot By Mail	Provisional Ballots	Limited Ballots
REP Greg Abbott	9	56.25%	<div style="width: 56.25%;"><div style="width: 56.25%;"></div></div>	0	0	0	0	9
DEM Beto O'Rourke	6	37.50%	<div style="width: 37.50%;"><div style="width: 37.50%;"></div></div>	0	0	0	0	6
LIB Mark Tippetts	1	6.25%	<div style="width: 6.25%;"><div style="width: 6.25%;"></div></div>	0	0	0	0	1
GRN Delilah Barrios	0	0.00%	<div style="width: 0%;"><div style="width: 0%;"></div></div>	0	0	0	0	0
Write-In Totals	0	0.00%	<div style="width: 0%;"><div style="width: 0%;"></div></div>	0	0	0	0	0
Total Votes Cast	16	100.00%	<div style="width: 100%;"><div style="width: 100%;"></div></div>	0	0	0	0	16
Overvotes	0			0	0	0	0	0
Undervotes	0			0	0	0	0	0
Contest Totals	16			0	0	0	0	16

### Lieutenant Governor

Vote For 1

	TOTAL	VOTE %		Election Day	Early Voting	Ballot By Mail	Provisional Ballots	Limited Ballots
REP Dan Patrick	9	56.25%	<div style="width: 56.25%;"><div style="width: 56.25%;"></div></div>	0	0	0	0	9
DEM Mike Collier	6	37.50%	<div style="width: 37.50%;"><div style="width: 37.50%;"></div></div>	0	0	0	0	6
LIB Shanna Steele	1	6.25%	<div style="width: 6.25%;"><div style="width: 6.25%;"></div></div>	0	0	0	0	1
Total Votes Cast	16	100.00%	<div style="width: 100%;"><div style="width: 100%;"></div></div>	0	0	0	0	16
Overvotes	0			0	0	0	0	0
Undervotes	0			0	0	0	0	0
Contest Totals	16			0	0	0	0	16

### Attorney General

Vote For 1

	TOTAL	VOTE %		Election Day	Early Voting	Ballot By Mail	Provisional Ballots	Limited Ballots
REP Ken Paxton	9	56.25%	<div style="width: 56.25%;"><div style="width: 56.25%;"></div></div>	0	0	0	0	9
DEM Rochelle Mercedes Garza	6	37.50%	<div style="width: 37.50%;"><div style="width: 37.50%;"></div></div>	0	0	0	0	6
LIB Mark Ash	1	6.25%	<div style="width: 6.25%;"><div style="width: 6.25%;"></div></div>	0	0	0	0	1
Total Votes Cast	16	100.00%	<div style="width: 100%;"><div style="width: 100%;"></div></div>	0	0	0	0	16
Overvotes	0			0	0	0	0	0
Undervotes	0			0	0	0	0	0
Contest Totals	16			0	0	0	0	16

## PCT LB 105

### Comptroller of Public Accounts

Vote For 1

	TOTAL	VOTE %		Election Day	Early Voting	Ballot By Mail	Provisional Ballots	Limited Ballots
REP Glenn Hegar	9	56.25%	<div style="width: 56.25%;"><div style="width: 56.25%;"></div></div>	0	0	0	0	9
DEM Janet T. Dudding	6	37.50%	<div style="width: 37.5%;"><div style="width: 37.5%;"></div></div>	0	0	0	0	6
LIB V. Alonzo Echevarria-Garza	1	6.25%	<div style="width: 6.25%;"><div style="width: 6.25%;"></div></div>	0	0	0	0	1
Total Votes Cast	16	100.00%	<div style="width: 100%;"><div style="width: 100%;"></div></div>	0	0	0	0	16
Overvotes	0			0	0	0	0	0
Undervotes	0			0	0	0	0	0
Contest Totals	16			0	0	0	0	16

### Commissioner of the General Land Office

Vote For 1

	TOTAL	VOTE %		Election Day	Early Voting	Ballot By Mail	Provisional Ballots	Limited Ballots
REP Dawn Buckingham	9	56.25%	<div style="width: 56.25%;"><div style="width: 56.25%;"></div></div>	0	0	0	0	9
DEM Jay Kleberg	7	43.75%	<div style="width: 43.75%;"><div style="width: 43.75%;"></div></div>	0	0	0	0	7
GRN Alfred Molison, Jr	0	0.00%	<div style="width: 0%;"><div style="width: 0%;"></div></div>	0	0	0	0	0
Write-In Totals	0	0.00%	<div style="width: 0%;"><div style="width: 0%;"></div></div>	0	0	0	0	0
Total Votes Cast	16	100.00%	<div style="width: 100%;"><div style="width: 100%;"></div></div>	0	0	0	0	16
Overvotes	0			0	0	0	0	0
Undervotes	0			0	0	0	0	0
Contest Totals	16			0	0	0	0	16

### Commissioner of Agriculture

Vote For 1

	TOTAL	VOTE %		Election Day	Early Voting	Ballot By Mail	Provisional Ballots	Limited Ballots
REP Sid Miller	10	62.50%	<div style="width: 62.5%;"><div style="width: 62.5%;"></div></div>	0	0	0	0	10
DEM Susan Hays	6	37.50%	<div style="width: 37.5%;"><div style="width: 37.5%;"></div></div>	0	0	0	0	6
Total Votes Cast	16	100.00%	<div style="width: 100%;"><div style="width: 100%;"></div></div>	0	0	0	0	16
Overvotes	0			0	0	0	0	0
Undervotes	0			0	0	0	0	0
Contest Totals	16			0	0	0	0	16

### Railroad Commissioner

Vote For 1

	TOTAL	VOTE %		Election Day	Early Voting	Ballot By Mail	Provisional Ballots	Limited Ballots
REP Wayne Christian	9	56.25%	<div style="width: 56.25%;"><div style="width: 56.25%;"></div></div>	0	0	0	0	9
DEM Luke Warford	6	37.50%	<div style="width: 37.5%;"><div style="width: 37.5%;"></div></div>	0	0	0	0	6
LIB Jaime Andres Diez	1	6.25%	<div style="width: 6.25%;"><div style="width: 6.25%;"></div></div>	0	0	0	0	1
GRN Hunter Wayne Crow	0	0.00%	<div style="width: 0%;"><div style="width: 0%;"></div></div>	0	0	0	0	0
Total Votes Cast	16	100.00%	<div style="width: 100%;"><div style="width: 100%;"></div></div>	0	0	0	0	16
Overvotes	0			0	0	0	0	0
Undervotes	0			0	0	0	0	0
Contest Totals	16			0	0	0	0	16

## PCT LB 105

### Justice, Supreme Court, Place 3

Vote For 1

	TOTAL	VOTE %		Election Day	Early Voting	Ballot By Mail	Provisional Ballots	Limited Ballots
REP Debra Lehrmann	9	56.25%	<div style="width: 56.25%;"><div style="width: 56.25%;"></div></div>	0	0	0	0	9
DEM Erin A. Nowell	6	37.50%	<div style="width: 37.50%;"><div style="width: 37.50%;"></div></div>	0	0	0	0	6
LIB Thomas Edward Oxford	1	6.25%	<div style="width: 6.25%;"><div style="width: 6.25%;"></div></div>	0	0	0	0	1
Total Votes Cast	16	100.00%	<div style="width: 100.00%;"><div style="width: 100.00%;"></div></div>	0	0	0	0	16
Overvotes	0			0	0	0	0	0
Undervotes	0			0	0	0	0	0
Contest Totals	16			0	0	0	0	16

### Justice, Supreme Court, Place 5

Vote For 1

	TOTAL	VOTE %		Election Day	Early Voting	Ballot By Mail	Provisional Ballots	Limited Ballots
REP Rebeca Huddle	9	56.25%	<div style="width: 56.25%;"><div style="width: 56.25%;"></div></div>	0	0	0	0	9
DEM Amanda Reichel	7	43.75%	<div style="width: 43.75%;"><div style="width: 43.75%;"></div></div>	0	0	0	0	7
Total Votes Cast	16	100.00%	<div style="width: 100.00%;"><div style="width: 100.00%;"></div></div>	0	0	0	0	16
Overvotes	0			0	0	0	0	0
Undervotes	0			0	0	0	0	0
Contest Totals	16			0	0	0	0	16

### Justice, Supreme Court, Place 9

Vote For 1

	TOTAL	VOTE %		Election Day	Early Voting	Ballot By Mail	Provisional Ballots	Limited Ballots
REP Evan Young	9	56.25%	<div style="width: 56.25%;"><div style="width: 56.25%;"></div></div>	0	0	0	0	9
DEM Julia Maldonado	7	43.75%	<div style="width: 43.75%;"><div style="width: 43.75%;"></div></div>	0	0	0	0	7
Total Votes Cast	16	100.00%	<div style="width: 100.00%;"><div style="width: 100.00%;"></div></div>	0	0	0	0	16
Overvotes	0			0	0	0	0	0
Undervotes	0			0	0	0	0	0
Contest Totals	16			0	0	0	0	16

### Judge, Court of Criminal Appeals, Place 5




Vote For 1

	TOTAL	VOTE %		Election Day	Early Voting	Ballot By Mail	Provisional Ballots	Limited Ballots
REP Scott Walker	8	53.33%	<div style="width: 53.33%;"><div style="width: 53.33%;"></div></div>	0	0	0	0	8
DEM Dana Huffman	7	46.67%	<div style="width: 46.67%;"><div style="width: 46.67%;"></div></div>	0	0	0	0	7
Total Votes Cast	15	100.00%	<div style="width: 100.00%;"><div style="width: 100.00%;"></div></div>	0	0	0	0	15
Overvotes	0			0	0	0	0	0
Undervotes	1			0	0	0	0	1
Contest Totals	16			0	0	0	0	16

## PCT LB 105

### Judge, Court of Criminal Appeals, Place 6

Vote For 1

	TOTAL	VOTE %		Election Day	Early Voting	Ballot By Mail	Provisional Ballots	Limited Ballots
REP Jesse F. McClure, III	9	56.25%		0	0	0	0	9
DEM Robert Johnson	7	43.75%		0	0	0	0	7
Total Votes Cast	16	100.00%		0	0	0	0	16
Overvotes	0			0	0	0	0	0
Undervotes	0			0	0	0	0	0
Contest Totals	16			0	0	0	0	16



## PCT LB 106

### U. S. Representative, District 32

Vote For 1

	TOTAL	VOTE %	Election Day	Early Voting	Ballot By Mail	Provisional Ballots	Limited Ballots
REP Antonio Swad	0		0	0	0	0	0
DEM Colin Allred	0		0	0	0	0	0
Total Votes Cast	0		0	0	0	0	0
Overvotes	0		0	0	0	0	0
Undervotes	0		0	0	0	0	0
Contest Totals	0		0	0	0	0	0

### Governor

Vote For 1

	TOTAL	VOTE %	Election Day	Early Voting	Ballot By Mail	Provisional Ballots	Limited Ballots
REP Greg Abbott	0		0	0	0	0	0
DEM Beto O'Rourke	0		0	0	0	0	0
LIB Mark Tippetts	0		0	0	0	0	0
GRN Delilah Barrios	0		0	0	0	0	0
Write-In Totals	0		0	0	0	0	0
Total Votes Cast	0		0	0	0	0	0
Overvotes	0		0	0	0	0	0
Undervotes	0		0	0	0	0	0
Contest Totals	0		0	0	0	0	0

### Lieutenant Governor

Vote For 1

	TOTAL	VOTE %	Election Day	Early Voting	Ballot By Mail	Provisional Ballots	Limited Ballots
REP Dan Patrick	0		0	0	0	0	0
DEM Mike Collier	0		0	0	0	0	0
LIB Shanna Steele	0		0	0	0	0	0
Total Votes Cast	0		0	0	0	0	0
Overvotes	0		0	0	0	0	0
Undervotes	0		0	0	0	0	0
Contest Totals	0		0	0	0	0	0

### Attorney General

Vote For 1

	TOTAL	VOTE %	Election Day	Early Voting	Ballot By Mail	Provisional Ballots	Limited Ballots
REP Ken Paxton	0		0	0	0	0	0
DEM Rochelle Mercedes Garza	0		0	0	0	0	0
LIB Mark Ash	0		0	0	0	0	0
Total Votes Cast	0		0	0	0	0	0
Overvotes	0		0	0	0	0	0
Undervotes	0		0	0	0	0	0
Contest Totals	0		0	0	0	0	0

**PCT LB 106**

**Comptroller of Public Accounts**

Vote For 1

	TOTAL	VOTE %	Election Day	Early Voting	Ballot By Mail	Provisional Ballots	Limited Ballots
REP Glenn Hegar	0		0	0	0	0	0
DEM Janet T. Dudding	0		0	0	0	0	0
LIB V. Alonzo Echevarria-Garza	0		0	0	0	0	0
Total Votes Cast	0		0	0	0	0	0
Overvotes	0		0	0	0	0	0
Undervotes	0		0	0	0	0	0
Contest Totals	0		0	0	0	0	0

**Commissioner of the General Land Office**

Vote For 1

	TOTAL	VOTE %	Election Day	Early Voting	Ballot By Mail	Provisional Ballots	Limited Ballots
REP Dawn Buckingham	0		0	0	0	0	0
DEM Jay Kleberg	0		0	0	0	0	0
GRN Alfred Molison, Jr	0		0	0	0	0	0
Write-In Totals	0		0	0	0	0	0
Total Votes Cast	0		0	0	0	0	0
Overvotes	0		0	0	0	0	0
Undervotes	0		0	0	0	0	0
Contest Totals	0		0	0	0	0	0

**Commissioner of Agriculture**

Vote For 1

	TOTAL	VOTE %	Election Day	Early Voting	Ballot By Mail	Provisional Ballots	Limited Ballots
REP Sid Miller	0		0	0	0	0	0
DEM Susan Hays	0		0	0	0	0	0
Total Votes Cast	0		0	0	0	0	0
Overvotes	0		0	0	0	0	0
Undervotes	0		0	0	0	0	0
Contest Totals	0		0	0	0	0	0

**Railroad Commissioner**

Vote For 1

	TOTAL	VOTE %	Election Day	Early Voting	Ballot By Mail	Provisional Ballots	Limited Ballots
REP Wayne Christian	0		0	0	0	0	0
DEM Luke Warford	0		0	0	0	0	0
LIB Jaime Andres Diez	0		0	0	0	0	0
GRN Hunter Wayne Crow	0		0	0	0	0	0
Total Votes Cast	0		0	0	0	0	0
Overvotes	0		0	0	0	0	0
Undervotes	0		0	0	0	0	0
Contest Totals	0		0	0	0	0	0

**PCT LB 106**

**Justice, Supreme Court, Place 3**

Vote For 1

	TOTAL	VOTE %	Election Day	Early Voting	Ballot By Mail	Provisional Ballots	Limited Ballots
REP Debra Lehrmann	0		0	0	0	0	0
DEM Erin A. Nowell	0		0	0	0	0	0
LIB Thomas Edward Oxford	0		0	0	0	0	0
Total Votes Cast	0		0	0	0	0	0
Overvotes	0		0	0	0	0	0
Undervotes	0		0	0	0	0	0
Contest Totals	0		0	0	0	0	0

**Justice, Supreme Court, Place 5**

Vote For 1

	TOTAL	VOTE %	Election Day	Early Voting	Ballot By Mail	Provisional Ballots	Limited Ballots
REP Rebeca Huddle	0		0	0	0	0	0
DEM Amanda Reichel	0		0	0	0	0	0
Total Votes Cast	0		0	0	0	0	0
Overvotes	0		0	0	0	0	0
Undervotes	0		0	0	0	0	0
Contest Totals	0		0	0	0	0	0

**Justice, Supreme Court, Place 9**

Vote For 1

	TOTAL	VOTE %	Election Day	Early Voting	Ballot By Mail	Provisional Ballots	Limited Ballots
REP Evan Young	0		0	0	0	0	0
DEM Julia Maldonado	0		0	0	0	0	0
Total Votes Cast	0		0	0	0	0	0
Overvotes	0		0	0	0	0	0
Undervotes	0		0	0	0	0	0
Contest Totals	0		0	0	0	0	0

**Judge, Court of Criminal Appeals, Place 5**

Vote For 1

	TOTAL	VOTE %	Election Day	Early Voting	Ballot By Mail	Provisional Ballots	Limited Ballots
REP Scott Walker	0		0	0	0	0	0
DEM Dana Huffman	0		0	0	0	0	0
Total Votes Cast	0		0	0	0	0	0
Overvotes	0		0	0	0	0	0
Undervotes	0		0	0	0	0	0
Contest Totals	0		0	0	0	0	0

**PCT LB 106**

**Judge, Court of Criminal Appeals, Place 6**

Vote For 1

	TOTAL	VOTE %	Election Day	Early Voting	Ballot By Mail	Provisional Ballots	Limited Ballots
REP Jesse F. McClure, III	0		0	0	0	0	0
DEM Robert Johnson	0		0	0	0	0	0
Total Votes Cast	0		0	0	0	0	0
Overvotes	0		0	0	0	0	0
Undervotes	0		0	0	0	0	0
Contest Totals	0		0	0	0	0	0

**State Senator, District 2**

Vote For 1

	TOTAL	VOTE %	Election Day	Early Voting	Ballot By Mail	Provisional Ballots	Limited Ballots
REP Bob Hall	0		0	0	0	0	0
DEM Prince S. Giadolor	0		0	0	0	0	0
Total Votes Cast	0		0	0	0	0	0
Overvotes	0		0	0	0	0	0
Undervotes	0		0	0	0	0	0
Contest Totals	0		0	0	0	0	0

**State Representative, District 33**

Vote For 1

	TOTAL	VOTE %	Election Day	Early Voting	Ballot By Mail	Provisional Ballots	Limited Ballots
REP Justin Holland	0		0	0	0	0	0
DEM Graeson Lynskey	0		0	0	0	0	0
Total Votes Cast	0		0	0	0	0	0
Overvotes	0		0	0	0	0	0
Undervotes	0		0	0	0	0	0
Contest Totals	0		0	0	0	0	0

## PCT LB 107

### U. S. Representative, District 32

Vote For 1

	TOTAL	VOTE %		Election Day	Early Voting	Ballot By Mail	Provisional Ballots	Limited Ballots
REP Antonio Swad	0	0.00%	<div style="width: 0%;"></div>	0	0	0	0	0
DEM Colin Allred	2	100.00%	<div style="width: 100%;"></div>	1	0	0	0	1
Total Votes Cast	2	100.00%	<div style="width: 100%;"></div>	1	0	0	0	1
Overvotes	0			0	0	0	0	0
Undervotes	0			0	0	0	0	0
Contest Totals	2			1	0	0	0	1

### Governor

Vote For 1

	TOTAL	VOTE %		Election Day	Early Voting	Ballot By Mail	Provisional Ballots	Limited Ballots
REP Greg Abbott	0	0.00%	<div style="width: 0%;"></div>	0	0	0	0	0
DEM Beto O'Rourke	2	100.00%	<div style="width: 100%;"></div>	1	0	0	0	1
LIB Mark Tippetts	0	0.00%	<div style="width: 0%;"></div>	0	0	0	0	0
GRN Delilah Barrios	0	0.00%	<div style="width: 0%;"></div>	0	0	0	0	0
Write-In Totals	0	0.00%	<div style="width: 0%;"></div>	0	0	0	0	0
Total Votes Cast	2	100.00%	<div style="width: 100%;"></div>	1	0	0	0	1
Overvotes	0			0	0	0	0	0
Undervotes	0			0	0	0	0	0
Contest Totals	2			1	0	0	0	1

### Lieutenant Governor

Vote For 1

	TOTAL	VOTE %		Election Day	Early Voting	Ballot By Mail	Provisional Ballots	Limited Ballots
REP Dan Patrick	0	0.00%	<div style="width: 0%;"></div>	0	0	0	0	0
DEM Mike Collier	2	100.00%	<div style="width: 100%;"></div>	1	0	0	0	1
LIB Shanna Steele	0	0.00%	<div style="width: 0%;"></div>	0	0	0	0	0
Total Votes Cast	2	100.00%	<div style="width: 100%;"></div>	1	0	0	0	1
Overvotes	0			0	0	0	0	0
Undervotes	0			0	0	0	0	0
Contest Totals	2			1	0	0	0	1

### Attorney General

Vote For 1

	TOTAL	VOTE %		Election Day	Early Voting	Ballot By Mail	Provisional Ballots	Limited Ballots
REP Ken Paxton	0	0.00%	<div style="width: 0%;"></div>	0	0	0	0	0
DEM Rochelle Mercedes Garza	2	100.00%	<div style="width: 100%;"></div>	1	0	0	0	1
LIB Mark Ash	0	0.00%	<div style="width: 0%;"></div>	0	0	0	0	0
Total Votes Cast	2	100.00%	<div style="width: 100%;"></div>	1	0	0	0	1
Overvotes	0			0	0	0	0	0
Undervotes	0			0	0	0	0	0
Contest Totals	2			1	0	0	0	1

## PCT LB 107

### Comptroller of Public Accounts

Vote For 1

	TOTAL	VOTE %		Election Day	Early Voting	Ballot By Mail	Provisional Ballots	Limited Ballots
REP Glenn Hegar	0	0.00%	<div style="width: 0%;"></div>	0	0	0	0	0
DEM Janet T. Dudding	2	100.00%	<div style="width: 100%;"></div>	1	0	0	0	1
LIB V. Alonzo Echevarria-Garza	0	0.00%	<div style="width: 0%;"></div>	0	0	0	0	0
Total Votes Cast	2	100.00%	<div style="width: 100%;"></div>	1	0	0	0	1
Overvotes	0			0	0	0	0	0
Undervotes	0			0	0	0	0	0
Contest Totals	2			1	0	0	0	1

### Commissioner of the General Land Office

Vote For 1

	TOTAL	VOTE %		Election Day	Early Voting	Ballot By Mail	Provisional Ballots	Limited Ballots
REP Dawn Buckingham	0	0.00%	<div style="width: 0%;"></div>	0	0	0	0	0
DEM Jay Kleberg	2	100.00%	<div style="width: 100%;"></div>	1	0	0	0	1
GRN Alfred Molison, Jr	0	0.00%	<div style="width: 0%;"></div>	0	0	0	0	0
Write-In Totals	0	0.00%	<div style="width: 0%;"></div>	0	0	0	0	0
Total Votes Cast	2	100.00%	<div style="width: 100%;"></div>	1	0	0	0	1
Overvotes	0			0	0	0	0	0
Undervotes	0			0	0	0	0	0
Contest Totals	2			1	0	0	0	1

### Commissioner of Agriculture

Vote For 1

	TOTAL	VOTE %		Election Day	Early Voting	Ballot By Mail	Provisional Ballots	Limited Ballots
REP Sid Miller	0	0.00%	<div style="width: 0%;"></div>	0	0	0	0	0
DEM Susan Hays	1	100.00%	<div style="width: 100%;"></div>	0	0	0	0	1
Total Votes Cast	1	100.00%	<div style="width: 100%;"></div>	0	0	0	0	1
Overvotes	0			0	0	0	0	0
Undervotes	1			1	0	0	0	0
Contest Totals	2			1	0	0	0	1

### Railroad Commissioner

Vote For 1

	TOTAL	VOTE %		Election Day	Early Voting	Ballot By Mail	Provisional Ballots	Limited Ballots
REP Wayne Christian	0	0.00%	<div style="width: 0%;"></div>	0	0	0	0	0
DEM Luke Warford	2	100.00%	<div style="width: 100%;"></div>	1	0	0	0	1
LIB Jaime Andres Diez	0	0.00%	<div style="width: 0%;"></div>	0	0	0	0	0
GRN Hunter Wayne Crow	0	0.00%	<div style="width: 0%;"></div>	0	0	0	0	0
Total Votes Cast	2	100.00%	<div style="width: 100%;"></div>	1	0	0	0	1
Overvotes	0			0	0	0	0	0
Undervotes	0			0	0	0	0	0
Contest Totals	2			1	0	0	0	1

## PCT LB 107

### Justice, Supreme Court, Place 3

Vote For 1

	TOTAL	VOTE %		Election Day	Early Voting	Ballot By Mail	Provisional Ballots	Limited Ballots
REP Debra Lehrmann	0	0.00%	<div style="width: 0%;"></div>	0	0	0	0	0
DEM Erin A. Nowell	2	100.00%	<div style="width: 100%;"></div>	1	0	0	0	1
LIB Thomas Edward Oxford	0	0.00%	<div style="width: 0%;"></div>	0	0	0	0	0
Total Votes Cast	2	100.00%	<div style="width: 100%;"></div>	1	0	0	0	1
Overvotes	0			0	0	0	0	0
Undervotes	0			0	0	0	0	0
Contest Totals	2			1	0	0	0	1

### Justice, Supreme Court, Place 5

Vote For 1

	TOTAL	VOTE %		Election Day	Early Voting	Ballot By Mail	Provisional Ballots	Limited Ballots
REP Rebeca Huddle	0	0.00%	<div style="width: 0%;"></div>	0	0	0	0	0
DEM Amanda Reichel	2	100.00%	<div style="width: 100%;"></div>	1	0	0	0	1
Total Votes Cast	2	100.00%	<div style="width: 100%;"></div>	1	0	0	0	1
Overvotes	0			0	0	0	0	0
Undervotes	0			0	0	0	0	0
Contest Totals	2			1	0	0	0	1

### Justice, Supreme Court, Place 9

Vote For 1

	TOTAL	VOTE %		Election Day	Early Voting	Ballot By Mail	Provisional Ballots	Limited Ballots
REP Evan Young	0	0.00%	<div style="width: 0%;"></div>	0	0	0	0	0
DEM Julia Maldonado	2	100.00%	<div style="width: 100%;"></div>	1	0	0	0	1
Total Votes Cast	2	100.00%	<div style="width: 100%;"></div>	1	0	0	0	1
Overvotes	0			0	0	0	0	0
Undervotes	0			0	0	0	0	0
Contest Totals	2			1	0	0	0	1

### Judge, Court of Criminal Appeals, Place 5

Vote For 1

	TOTAL	VOTE %		Election Day	Early Voting	Ballot By Mail	Provisional Ballots	Limited Ballots
REP Scott Walker	0	0.00%	<div style="width: 0%;"></div>	0	0	0	0	0
DEM Dana Huffman	2	100.00%	<div style="width: 100%;"></div>	1	0	0	0	1
Total Votes Cast	2	100.00%	<div style="width: 100%;"></div>	1	0	0	0	1
Overvotes	0			0	0	0	0	0
Undervotes	0			0	0	0	0	0
Contest Totals	2			1	0	0	0	1

## PCT LB 107

### Judge, Court of Criminal Appeals, Place 6

Vote For 1

	TOTAL	VOTE %		Election Day	Early Voting	Ballot By Mail	Provisional Ballots	Limited Ballots
REP Jesse F. McClure, III	0	0.00%	<div style="width: 0%; background-color: #cccccc;"></div>	0	0	0	0	0
DEM Robert Johnson	2	100.00%	<div style="width: 100%; background-color: #f1c40f;"></div>	1	0	0	0	1
Total Votes Cast	2	100.00%	<div style="width: 100%; background-color: #f1c40f;"></div>	1	0	0	0	1
Overvotes	0			0	0	0	0	0
Undervotes	0			0	0	0	0	0
Contest Totals	2			1	0	0	0	1

### State Senator, District 2

Vote For 1

	TOTAL	VOTE %		Election Day	Early Voting	Ballot By Mail	Provisional Ballots	Limited Ballots
REP Bob Hall	1	50.00%	<div style="width: 50%; background-color: #f1c40f;"></div>	1	0	0	0	0
DEM Prince S. Giadolor	1	50.00%	<div style="width: 50%; background-color: #cccccc;"></div>	0	0	0	0	1
Total Votes Cast	2	100.00%	<div style="width: 100%; background-color: #f1c40f;"></div>	1	0	0	0	1
Overvotes	0			0	0	0	0	0
Undervotes	0			0	0	0	0	0
Contest Totals	2			1	0	0	0	1



## PCT LB 108

### U. S. Representative District 3

Vote For 1

	TOTAL	VOTE %	Election Day	Early Voting	Ballot By Mail	Provisional Ballots	Limited Ballots
REP Keith Self	0		0	0	0	0	0
DEM Sandeep Srivastava	0		0	0	0	0	0
LIB Christopher Claytor	0		0	0	0	0	0
Total Votes Cast	0		0	0	0	0	0
Overvotes	0		0	0	0	0	0
Undervotes	0		0	0	0	0	0
Contest Totals	0		0	0	0	0	0

### Governor

Vote For 1

	TOTAL	VOTE %	Election Day	Early Voting	Ballot By Mail	Provisional Ballots	Limited Ballots
REP Greg Abbott	0		0	0	0	0	0
DEM Beto O'Rourke	0		0	0	0	0	0
LIB Mark Tippetts	0		0	0	0	0	0
GRN Delilah Barrios	0		0	0	0	0	0
Write-In Totals	0		0	0	0	0	0
Total Votes Cast	0		0	0	0	0	0
Overvotes	0		0	0	0	0	0
Undervotes	0		0	0	0	0	0
Contest Totals	0		0	0	0	0	0

### Lieutenant Governor

Vote For 1

	TOTAL	VOTE %	Election Day	Early Voting	Ballot By Mail	Provisional Ballots	Limited Ballots
REP Dan Patrick	0		0	0	0	0	0
DEM Mike Collier	0		0	0	0	0	0
LIB Shanna Steele	0		0	0	0	0	0
Total Votes Cast	0		0	0	0	0	0
Overvotes	0		0	0	0	0	0
Undervotes	0		0	0	0	0	0
Contest Totals	0		0	0	0	0	0

### Attorney General

Vote For 1

	TOTAL	VOTE %	Election Day	Early Voting	Ballot By Mail	Provisional Ballots	Limited Ballots
REP Ken Paxton	0		0	0	0	0	0
DEM Rochelle Mercedes Garza	0		0	0	0	0	0
LIB Mark Ash	0		0	0	0	0	0
Total Votes Cast	0		0	0	0	0	0
Overvotes	0		0	0	0	0	0
Undervotes	0		0	0	0	0	0
Contest Totals	0		0	0	0	0	0

**PCT LB 108**

**Comptroller of Public Accounts**

Vote For 1

	TOTAL	VOTE %	Election Day	Early Voting	Ballot By Mail	Provisional Ballots	Limited Ballots
REP Glenn Hegar	0		0	0	0	0	0
DEM Janet T. Dudding	0		0	0	0	0	0
LIB V. Alonzo Echevarria-Garza	0		0	0	0	0	0
Total Votes Cast	0		0	0	0	0	0
Overvotes	0		0	0	0	0	0
Undervotes	0		0	0	0	0	0
Contest Totals	0		0	0	0	0	0

**Commissioner of the General Land Office**

Vote For 1

	TOTAL	VOTE %	Election Day	Early Voting	Ballot By Mail	Provisional Ballots	Limited Ballots
REP Dawn Buckingham	0		0	0	0	0	0
DEM Jay Kleberg	0		0	0	0	0	0
GRN Alfred Molison, Jr	0		0	0	0	0	0
Write-In Totals	0		0	0	0	0	0
Total Votes Cast	0		0	0	0	0	0
Overvotes	0		0	0	0	0	0
Undervotes	0		0	0	0	0	0
Contest Totals	0		0	0	0	0	0

**Commissioner of Agriculture**

Vote For 1

	TOTAL	VOTE %	Election Day	Early Voting	Ballot By Mail	Provisional Ballots	Limited Ballots
REP Sid Miller	0		0	0	0	0	0
DEM Susan Hays	0		0	0	0	0	0
Total Votes Cast	0		0	0	0	0	0
Overvotes	0		0	0	0	0	0
Undervotes	0		0	0	0	0	0
Contest Totals	0		0	0	0	0	0

**Railroad Commissioner**

Vote For 1

	TOTAL	VOTE %	Election Day	Early Voting	Ballot By Mail	Provisional Ballots	Limited Ballots
REP Wayne Christian	0		0	0	0	0	0
DEM Luke Warford	0		0	0	0	0	0
LIB Jaime Andres Diez	0		0	0	0	0	0
GRN Hunter Wayne Crow	0		0	0	0	0	0
Total Votes Cast	0		0	0	0	0	0
Overvotes	0		0	0	0	0	0
Undervotes	0		0	0	0	0	0
Contest Totals	0		0	0	0	0	0

**PCT LB 108**

**Justice, Supreme Court, Place 3**

Vote For 1

	TOTAL	VOTE %	Election Day	Early Voting	Ballot By Mail	Provisional Ballots	Limited Ballots
REP Debra Lehrmann	0		0	0	0	0	0
DEM Erin A. Nowell	0		0	0	0	0	0
LIB Thomas Edward Oxford	0		0	0	0	0	0
Total Votes Cast	0		0	0	0	0	0
Overvotes	0		0	0	0	0	0
Undervotes	0		0	0	0	0	0
Contest Totals	0		0	0	0	0	0

**Justice, Supreme Court, Place 5**

Vote For 1

	TOTAL	VOTE %	Election Day	Early Voting	Ballot By Mail	Provisional Ballots	Limited Ballots
REP Rebeca Huddle	0		0	0	0	0	0
DEM Amanda Reichek	0		0	0	0	0	0
Total Votes Cast	0		0	0	0	0	0
Overvotes	0		0	0	0	0	0
Undervotes	0		0	0	0	0	0
Contest Totals	0		0	0	0	0	0

**Justice, Supreme Court, Place 9**

Vote For 1

	TOTAL	VOTE %	Election Day	Early Voting	Ballot By Mail	Provisional Ballots	Limited Ballots
REP Evan Young	0		0	0	0	0	0
DEM Julia Maldonado	0		0	0	0	0	0
Total Votes Cast	0		0	0	0	0	0
Overvotes	0		0	0	0	0	0
Undervotes	0		0	0	0	0	0
Contest Totals	0		0	0	0	0	0

**Judge, Court of Criminal Appeals, Place 5**

Vote For 1

	TOTAL	VOTE %	Election Day	Early Voting	Ballot By Mail	Provisional Ballots	Limited Ballots
REP Scott Walker	0		0	0	0	0	0
DEM Dana Huffman	0		0	0	0	0	0
Total Votes Cast	0		0	0	0	0	0
Overvotes	0		0	0	0	0	0
Undervotes	0		0	0	0	0	0
Contest Totals	0		0	0	0	0	0

## PCT LB 108

---

### Judge, Court of Criminal Appeals, Place 6

Vote For 1

	TOTAL	VOTE %	Election Day	Early Voting	Ballot By Mail	Provision al Ballots	Limited Ballots
REP Jesse F. McClure, III	0		0	0	0	0	0
DEM Robert Johnson	0		0	0	0	0	0
Total Votes Cast	0		0	0	0	0	0
Overvotes	0		0	0	0	0	0
Undervotes	0		0	0	0	0	0
Contest Totals	0		0	0	0	0	0

## PCT LB 109

### U. S. Representative District 3

Vote For 1

	TOTAL	VOTE %	Election Day	Early Voting	Ballot By Mail	Provisional Ballots	Limited Ballots
REP Keith Self	0		0	0	0	0	0
DEM Sandeep Srivastava	0		0	0	0	0	0
LIB Christopher Claytor	0		0	0	0	0	0
Total Votes Cast	0		0	0	0	0	0
Overvotes	0		0	0	0	0	0
Undervotes	0		0	0	0	0	0
Contest Totals	0		0	0	0	0	0

### Governor

Vote For 1

	TOTAL	VOTE %	Election Day	Early Voting	Ballot By Mail	Provisional Ballots	Limited Ballots
REP Greg Abbott	0		0	0	0	0	0
DEM Beto O'Rourke	0		0	0	0	0	0
LIB Mark Tippetts	0		0	0	0	0	0
GRN Delilah Barrios	0		0	0	0	0	0
Write-In Totals	0		0	0	0	0	0
Total Votes Cast	0		0	0	0	0	0
Overvotes	0		0	0	0	0	0
Undervotes	0		0	0	0	0	0
Contest Totals	0		0	0	0	0	0

### Lieutenant Governor

Vote For 1

	TOTAL	VOTE %	Election Day	Early Voting	Ballot By Mail	Provisional Ballots	Limited Ballots
REP Dan Patrick	0		0	0	0	0	0
DEM Mike Collier	0		0	0	0	0	0
LIB Shanna Steele	0		0	0	0	0	0
Total Votes Cast	0		0	0	0	0	0
Overvotes	0		0	0	0	0	0
Undervotes	0		0	0	0	0	0
Contest Totals	0		0	0	0	0	0

### Attorney General

Vote For 1

	TOTAL	VOTE %	Election Day	Early Voting	Ballot By Mail	Provisional Ballots	Limited Ballots
REP Ken Paxton	0		0	0	0	0	0
DEM Rochelle Mercedes Garza	0		0	0	0	0	0
LIB Mark Ash	0		0	0	0	0	0
Total Votes Cast	0		0	0	0	0	0
Overvotes	0		0	0	0	0	0
Undervotes	0		0	0	0	0	0
Contest Totals	0		0	0	0	0	0

**PCT LB 109**

**Comptroller of Public Accounts**

Vote For 1

	TOTAL	VOTE %	Election Day	Early Voting	Ballot By Mail	Provisional Ballots	Limited Ballots
REP Glenn Hegar	0		0	0	0	0	0
DEM Janet T. Dudding	0		0	0	0	0	0
LIB V. Alonzo Echevarria-Garza	0		0	0	0	0	0
Total Votes Cast	0		0	0	0	0	0
Overvotes	0		0	0	0	0	0
Undervotes	0		0	0	0	0	0
Contest Totals	0		0	0	0	0	0

**Commissioner of the General Land Office**

Vote For 1

	TOTAL	VOTE %	Election Day	Early Voting	Ballot By Mail	Provisional Ballots	Limited Ballots
REP Dawn Buckingham	0		0	0	0	0	0
DEM Jay Kleberg	0		0	0	0	0	0
GRN Alfred Molison, Jr	0		0	0	0	0	0
Write-In Totals	0		0	0	0	0	0
Total Votes Cast	0		0	0	0	0	0
Overvotes	0		0	0	0	0	0
Undervotes	0		0	0	0	0	0
Contest Totals	0		0	0	0	0	0

**Commissioner of Agriculture**

Vote For 1

	TOTAL	VOTE %	Election Day	Early Voting	Ballot By Mail	Provisional Ballots	Limited Ballots
REP Sid Miller	0		0	0	0	0	0
DEM Susan Hays	0		0	0	0	0	0
Total Votes Cast	0		0	0	0	0	0
Overvotes	0		0	0	0	0	0
Undervotes	0		0	0	0	0	0
Contest Totals	0		0	0	0	0	0

**Railroad Commissioner**

Vote For 1

	TOTAL	VOTE %	Election Day	Early Voting	Ballot By Mail	Provisional Ballots	Limited Ballots
REP Wayne Christian	0		0	0	0	0	0
DEM Luke Warford	0		0	0	0	0	0
LIB Jaime Andres Diez	0		0	0	0	0	0
GRN Hunter Wayne Crow	0		0	0	0	0	0
Total Votes Cast	0		0	0	0	0	0
Overvotes	0		0	0	0	0	0
Undervotes	0		0	0	0	0	0
Contest Totals	0		0	0	0	0	0

**PCT LB 109**

**Justice, Supreme Court, Place 3**

Vote For 1

	TOTAL	VOTE %	Election Day	Early Voting	Ballot By Mail	Provisional Ballots	Limited Ballots
REP Debra Lehrmann	0		0	0	0	0	0
DEM Erin A. Nowell	0		0	0	0	0	0
LIB Thomas Edward Oxford	0		0	0	0	0	0
Total Votes Cast	0		0	0	0	0	0
Overvotes	0		0	0	0	0	0
Undervotes	0		0	0	0	0	0
Contest Totals	0		0	0	0	0	0

**Justice, Supreme Court, Place 5**

Vote For 1

	TOTAL	VOTE %	Election Day	Early Voting	Ballot By Mail	Provisional Ballots	Limited Ballots
REP Rebeca Huddle	0		0	0	0	0	0
DEM Amanda Reichek	0		0	0	0	0	0
Total Votes Cast	0		0	0	0	0	0
Overvotes	0		0	0	0	0	0
Undervotes	0		0	0	0	0	0
Contest Totals	0		0	0	0	0	0

**Justice, Supreme Court, Place 9**

Vote For 1

	TOTAL	VOTE %	Election Day	Early Voting	Ballot By Mail	Provisional Ballots	Limited Ballots
REP Evan Young	0		0	0	0	0	0
DEM Julia Maldonado	0		0	0	0	0	0
Total Votes Cast	0		0	0	0	0	0
Overvotes	0		0	0	0	0	0
Undervotes	0		0	0	0	0	0
Contest Totals	0		0	0	0	0	0

**Judge, Court of Criminal Appeals, Place 5**

Vote For 1

	TOTAL	VOTE %	Election Day	Early Voting	Ballot By Mail	Provisional Ballots	Limited Ballots
REP Scott Walker	0		0	0	0	0	0
DEM Dana Huffman	0		0	0	0	0	0
Total Votes Cast	0		0	0	0	0	0
Overvotes	0		0	0	0	0	0
Undervotes	0		0	0	0	0	0
Contest Totals	0		0	0	0	0	0

**PCT LB 109**

**Judge, Court of Criminal Appeals, Place 6**

Vote For 1

	TOTAL	VOTE %	Election Day	Early Voting	Ballot By Mail	Provisional Ballots	Limited Ballots
REP Jesse F. McClure, III	0		0	0	0	0	0
DEM Robert Johnson	0		0	0	0	0	0
Total Votes Cast	0		0	0	0	0	0
Overvotes	0		0	0	0	0	0
Undervotes	0		0	0	0	0	0
Contest Totals	0		0	0	0	0	0

**State Senator, District 8**

Vote For 1

	TOTAL	VOTE %	Election Day	Early Voting	Ballot By Mail	Provisional Ballots	Limited Ballots
REP Angela Paxton	0		0	0	0	0	0
DEM Jonathan Cocks	0		0	0	0	0	0
LIB Edward Kless	0		0	0	0	0	0
Total Votes Cast	0		0	0	0	0	0
Overvotes	0		0	0	0	0	0
Undervotes	0		0	0	0	0	0
Contest Totals	0		0	0	0	0	0

**Trenton ISD - Proposition A**

Vote For 1

	TOTAL	VOTE %	Election Day	Early Voting	Ballot By Mail	Provisional Ballots	Limited Ballots
For	0		0	0	0	0	0
Against	0		0	0	0	0	0
Total Votes Cast	0		0	0	0	0	0
Overvotes	0		0	0	0	0	0
Undervotes	0		0	0	0	0	0
Contest Totals	0		0	0	0	0	0

**Trenton ISD - Proposition B**

Vote For 1

	TOTAL	VOTE %	Election Day	Early Voting	Ballot By Mail	Provisional Ballots	Limited Ballots
For	0		0	0	0	0	0
Against	0		0	0	0	0	0
Total Votes Cast	0		0	0	0	0	0
Overvotes	0		0	0	0	0	0
Undervotes	0		0	0	0	0	0
Contest Totals	0		0	0	0	0	0



## PCT LB 110

### U. S. Representative, District 4

Vote For 1

	TOTAL	VOTE %	Election Day	Early Voting	Ballot By Mail	Provisional Ballots	Limited Ballots
REP Pat Fallon	0		0	0	0	0	0
DEM Iro Omere	0		0	0	0	0	0
LIB John Simmons	0		0	0	0	0	0
Total Votes Cast	0		0	0	0	0	0
Overvotes	0		0	0	0	0	0
Undervotes	0		0	0	0	0	0
Contest Totals	0		0	0	0	0	0

### Governor

Vote For 1

	TOTAL	VOTE %	Election Day	Early Voting	Ballot By Mail	Provisional Ballots	Limited Ballots
REP Greg Abbott	0		0	0	0	0	0
DEM Beto O'Rourke	0		0	0	0	0	0
LIB Mark Tippetts	0		0	0	0	0	0
GRN Delilah Barrios	0		0	0	0	0	0
Write-In Totals	0		0	0	0	0	0
Total Votes Cast	0		0	0	0	0	0
Overvotes	0		0	0	0	0	0
Undervotes	0		0	0	0	0	0
Contest Totals	0		0	0	0	0	0

### Lieutenant Governor

Vote For 1

	TOTAL	VOTE %	Election Day	Early Voting	Ballot By Mail	Provisional Ballots	Limited Ballots
REP Dan Patrick	0		0	0	0	0	0
DEM Mike Collier	0		0	0	0	0	0
LIB Shanna Steele	0		0	0	0	0	0
Total Votes Cast	0		0	0	0	0	0
Overvotes	0		0	0	0	0	0
Undervotes	0		0	0	0	0	0
Contest Totals	0		0	0	0	0	0

### Attorney General

Vote For 1

	TOTAL	VOTE %	Election Day	Early Voting	Ballot By Mail	Provisional Ballots	Limited Ballots
REP Ken Paxton	0		0	0	0	0	0
DEM Rochelle Mercedes Garza	0		0	0	0	0	0
LIB Mark Ash	0		0	0	0	0	0
Total Votes Cast	0		0	0	0	0	0
Overvotes	0		0	0	0	0	0
Undervotes	0		0	0	0	0	0
Contest Totals	0		0	0	0	0	0

**PCT LB 110**

**Comptroller of Public Accounts**

Vote For 1

	TOTAL	VOTE %	Election Day	Early Voting	Ballot By Mail	Provisional Ballots	Limited Ballots
REP Glenn Hegar	0		0	0	0	0	0
DEM Janet T. Dudding	0		0	0	0	0	0
LIB V. Alonzo Echevarria-Garza	0		0	0	0	0	0
Total Votes Cast	0		0	0	0	0	0
Overvotes	0		0	0	0	0	0
Undervotes	0		0	0	0	0	0
Contest Totals	0		0	0	0	0	0

**Commissioner of the General Land Office**

Vote For 1

	TOTAL	VOTE %	Election Day	Early Voting	Ballot By Mail	Provisional Ballots	Limited Ballots
REP Dawn Buckingham	0		0	0	0	0	0
DEM Jay Kleberg	0		0	0	0	0	0
GRN Alfred Molison, Jr	0		0	0	0	0	0
Write-In Totals	0		0	0	0	0	0
Total Votes Cast	0		0	0	0	0	0
Overvotes	0		0	0	0	0	0
Undervotes	0		0	0	0	0	0
Contest Totals	0		0	0	0	0	0

**Commissioner of Agriculture**

Vote For 1

	TOTAL	VOTE %	Election Day	Early Voting	Ballot By Mail	Provisional Ballots	Limited Ballots
REP Sid Miller	0		0	0	0	0	0
DEM Susan Hays	0		0	0	0	0	0
Total Votes Cast	0		0	0	0	0	0
Overvotes	0		0	0	0	0	0
Undervotes	0		0	0	0	0	0
Contest Totals	0		0	0	0	0	0

**Railroad Commissioner**

Vote For 1

	TOTAL	VOTE %	Election Day	Early Voting	Ballot By Mail	Provisional Ballots	Limited Ballots
REP Wayne Christian	0		0	0	0	0	0
DEM Luke Warford	0		0	0	0	0	0
LIB Jaime Andres Diez	0		0	0	0	0	0
GRN Hunter Wayne Crow	0		0	0	0	0	0
Total Votes Cast	0		0	0	0	0	0
Overvotes	0		0	0	0	0	0
Undervotes	0		0	0	0	0	0
Contest Totals	0		0	0	0	0	0

**PCT LB 110**

**Justice, Supreme Court, Place 3**

Vote For 1

	TOTAL	VOTE %	Election Day	Early Voting	Ballot By Mail	Provisional Ballots	Limited Ballots
REP Debra Lehrmann	0		0	0	0	0	0
DEM Erin A. Nowell	0		0	0	0	0	0
LIB Thomas Edward Oxford	0		0	0	0	0	0
Total Votes Cast	0		0	0	0	0	0
Overvotes	0		0	0	0	0	0
Undervotes	0		0	0	0	0	0
Contest Totals	0		0	0	0	0	0

**Justice, Supreme Court, Place 5**

Vote For 1

	TOTAL	VOTE %	Election Day	Early Voting	Ballot By Mail	Provisional Ballots	Limited Ballots
REP Rebeca Huddle	0		0	0	0	0	0
DEM Amanda Reichek	0		0	0	0	0	0
Total Votes Cast	0		0	0	0	0	0
Overvotes	0		0	0	0	0	0
Undervotes	0		0	0	0	0	0
Contest Totals	0		0	0	0	0	0

**Justice, Supreme Court, Place 9**

Vote For 1

	TOTAL	VOTE %	Election Day	Early Voting	Ballot By Mail	Provisional Ballots	Limited Ballots
REP Evan Young	0		0	0	0	0	0
DEM Julia Maldonado	0		0	0	0	0	0
Total Votes Cast	0		0	0	0	0	0
Overvotes	0		0	0	0	0	0
Undervotes	0		0	0	0	0	0
Contest Totals	0		0	0	0	0	0

**Judge, Court of Criminal Appeals, Place 5**

Vote For 1

	TOTAL	VOTE %	Election Day	Early Voting	Ballot By Mail	Provisional Ballots	Limited Ballots
REP Scott Walker	0		0	0	0	0	0
DEM Dana Huffman	0		0	0	0	0	0
Total Votes Cast	0		0	0	0	0	0
Overvotes	0		0	0	0	0	0
Undervotes	0		0	0	0	0	0
Contest Totals	0		0	0	0	0	0

## PCT LB 110

### Judge, Court of Criminal Appeals, Place 6

Vote For 1

	TOTAL	VOTE %	Election Day	Early Voting	Ballot By Mail	Provisional Ballots	Limited Ballots
REP Jesse F. McClure, III	0		0	0	0	0	0
DEM Robert Johnson	0		0	0	0	0	0
Total Votes Cast	0		0	0	0	0	0
Overvotes	0		0	0	0	0	0
Undervotes	0		0	0	0	0	0
Contest Totals	0		0	0	0	0	0

### State Senator, District 8

Vote For 1

	TOTAL	VOTE %	Election Day	Early Voting	Ballot By Mail	Provisional Ballots	Limited Ballots
REP Angela Paxton	0		0	0	0	0	0
DEM Jonathan Cocks	0		0	0	0	0	0
LIB Edward Kless	0		0	0	0	0	0
Total Votes Cast	0		0	0	0	0	0
Overvotes	0		0	0	0	0	0
Undervotes	0		0	0	0	0	0
Contest Totals	0		0	0	0	0	0

### Carrollton, City of - Proposition A

Vote For 1

	TOTAL	VOTE %	Election Day	Early Voting	Ballot By Mail	Provisional Ballots	Limited Ballots
For	0		0	0	0	0	0
Against	0		0	0	0	0	0
Total Votes Cast	0		0	0	0	0	0
Overvotes	0		0	0	0	0	0
Undervotes	0		0	0	0	0	0
Contest Totals	0		0	0	0	0	0

### Carrollton, City of - Proposition B

Vote For 1

	TOTAL	VOTE %	Election Day	Early Voting	Ballot By Mail	Provisional Ballots	Limited Ballots
For	0		0	0	0	0	0
Against	0		0	0	0	0	0
Total Votes Cast	0		0	0	0	0	0
Overvotes	0		0	0	0	0	0
Undervotes	0		0	0	0	0	0
Contest Totals	0		0	0	0	0	0

**PCT LB 110**

**Carrollton, City of - Proposition C**

Vote For 1

	TOTAL	VOTE %	Election Day	Early Voting	Ballot By Mail	Provisional Ballots	Limited Ballots
For	0		0	0	0	0	0
Against	0		0	0	0	0	0
Total Votes Cast	0		0	0	0	0	0
Overvotes	0		0	0	0	0	0
Undervotes	0		0	0	0	0	0
Contest Totals	0		0	0	0	0	0

**Carrollton, City of - Proposition D**

Vote For 1

	TOTAL	VOTE %	Election Day	Early Voting	Ballot By Mail	Provisional Ballots	Limited Ballots
For	0		0	0	0	0	0
Against	0		0	0	0	0	0
Total Votes Cast	0		0	0	0	0	0
Overvotes	0		0	0	0	0	0
Undervotes	0		0	0	0	0	0
Contest Totals	0		0	0	0	0	0

**Carrollton, City of - Proposition E**

Vote For 1

	TOTAL	VOTE %	Election Day	Early Voting	Ballot By Mail	Provisional Ballots	Limited Ballots
For	0		0	0	0	0	0
Against	0		0	0	0	0	0
Total Votes Cast	0		0	0	0	0	0
Overvotes	0		0	0	0	0	0
Undervotes	0		0	0	0	0	0
Contest Totals	0		0	0	0	0	0

## PCT LB 111

### U. S. Representative District 3

Vote For 1

	TOTAL	VOTE %	Election Day	Early Voting	Ballot By Mail	Provisional Ballots	Limited Ballots
REP Keith Self	0		0	0	0	0	0
DEM Sandeep Srivastava	0		0	0	0	0	0
LIB Christopher Claytor	0		0	0	0	0	0
Total Votes Cast	0		0	0	0	0	0
Overvotes	0		0	0	0	0	0
Undervotes	0		0	0	0	0	0
Contest Totals	0		0	0	0	0	0

### Governor

Vote For 1

	TOTAL	VOTE %	Election Day	Early Voting	Ballot By Mail	Provisional Ballots	Limited Ballots
REP Greg Abbott	0		0	0	0	0	0
DEM Beto O'Rourke	0		0	0	0	0	0
LIB Mark Tippetts	0		0	0	0	0	0
GRN Delilah Barrios	0		0	0	0	0	0
Write-In Totals	0		0	0	0	0	0
Total Votes Cast	0		0	0	0	0	0
Overvotes	0		0	0	0	0	0
Undervotes	0		0	0	0	0	0
Contest Totals	0		0	0	0	0	0

### Lieutenant Governor

Vote For 1

	TOTAL	VOTE %	Election Day	Early Voting	Ballot By Mail	Provisional Ballots	Limited Ballots
REP Dan Patrick	0		0	0	0	0	0
DEM Mike Collier	0		0	0	0	0	0
LIB Shanna Steele	0		0	0	0	0	0
Total Votes Cast	0		0	0	0	0	0
Overvotes	0		0	0	0	0	0
Undervotes	0		0	0	0	0	0
Contest Totals	0		0	0	0	0	0

### Attorney General

Vote For 1

	TOTAL	VOTE %	Election Day	Early Voting	Ballot By Mail	Provisional Ballots	Limited Ballots
REP Ken Paxton	0		0	0	0	0	0
DEM Rochelle Mercedes Garza	0		0	0	0	0	0
LIB Mark Ash	0		0	0	0	0	0
Total Votes Cast	0		0	0	0	0	0
Overvotes	0		0	0	0	0	0
Undervotes	0		0	0	0	0	0
Contest Totals	0		0	0	0	0	0

## PCT LB 111

### Comptroller of Public Accounts

Vote For 1

	TOTAL	VOTE %	Election Day	Early Voting	Ballot By Mail	Provisional Ballots	Limited Ballots
REP Glenn Hegar	0		0	0	0	0	0
DEM Janet T. Dudding	0		0	0	0	0	0
LIB V. Alonzo Echevarria-Garza	0		0	0	0	0	0
Total Votes Cast	0		0	0	0	0	0
Overvotes	0		0	0	0	0	0
Undervotes	0		0	0	0	0	0
Contest Totals	0		0	0	0	0	0

### Commissioner of the General Land Office

Vote For 1

	TOTAL	VOTE %	Election Day	Early Voting	Ballot By Mail	Provisional Ballots	Limited Ballots
REP Dawn Buckingham	0		0	0	0	0	0
DEM Jay Kleberg	0		0	0	0	0	0
GRN Alfred Molison, Jr	0		0	0	0	0	0
Write-In Totals	0		0	0	0	0	0
Total Votes Cast	0		0	0	0	0	0
Overvotes	0		0	0	0	0	0
Undervotes	0		0	0	0	0	0
Contest Totals	0		0	0	0	0	0

### Commissioner of Agriculture

Vote For 1

	TOTAL	VOTE %	Election Day	Early Voting	Ballot By Mail	Provisional Ballots	Limited Ballots
REP Sid Miller	0		0	0	0	0	0
DEM Susan Hays	0		0	0	0	0	0
Total Votes Cast	0		0	0	0	0	0
Overvotes	0		0	0	0	0	0
Undervotes	0		0	0	0	0	0
Contest Totals	0		0	0	0	0	0

### Railroad Commissioner

Vote For 1

	TOTAL	VOTE %	Election Day	Early Voting	Ballot By Mail	Provisional Ballots	Limited Ballots
REP Wayne Christian	0		0	0	0	0	0
DEM Luke Warford	0		0	0	0	0	0
LIB Jaime Andres Diez	0		0	0	0	0	0
GRN Hunter Wayne Crow	0		0	0	0	0	0
Total Votes Cast	0		0	0	0	0	0
Overvotes	0		0	0	0	0	0
Undervotes	0		0	0	0	0	0
Contest Totals	0		0	0	0	0	0

**PCT LB 111**

**Justice, Supreme Court, Place 3**

Vote For 1

	TOTAL	VOTE %	Election Day	Early Voting	Ballot By Mail	Provisional Ballots	Limited Ballots
REP Debra Lehrmann	0		0	0	0	0	0
DEM Erin A. Nowell	0		0	0	0	0	0
LIB Thomas Edward Oxford	0		0	0	0	0	0
Total Votes Cast	0		0	0	0	0	0
Overvotes	0		0	0	0	0	0
Undervotes	0		0	0	0	0	0
Contest Totals	0		0	0	0	0	0

**Justice, Supreme Court, Place 5**

Vote For 1

	TOTAL	VOTE %	Election Day	Early Voting	Ballot By Mail	Provisional Ballots	Limited Ballots
REP Rebeca Huddle	0		0	0	0	0	0
DEM Amanda Reichek	0		0	0	0	0	0
Total Votes Cast	0		0	0	0	0	0
Overvotes	0		0	0	0	0	0
Undervotes	0		0	0	0	0	0
Contest Totals	0		0	0	0	0	0

**Justice, Supreme Court, Place 9**

Vote For 1

	TOTAL	VOTE %	Election Day	Early Voting	Ballot By Mail	Provisional Ballots	Limited Ballots
REP Evan Young	0		0	0	0	0	0
DEM Julia Maldonado	0		0	0	0	0	0
Total Votes Cast	0		0	0	0	0	0
Overvotes	0		0	0	0	0	0
Undervotes	0		0	0	0	0	0
Contest Totals	0		0	0	0	0	0

**Judge, Court of Criminal Appeals, Place 5**

Vote For 1

	TOTAL	VOTE %	Election Day	Early Voting	Ballot By Mail	Provisional Ballots	Limited Ballots
REP Scott Walker	0		0	0	0	0	0
DEM Dana Huffman	0		0	0	0	0	0
Total Votes Cast	0		0	0	0	0	0
Overvotes	0		0	0	0	0	0
Undervotes	0		0	0	0	0	0
Contest Totals	0		0	0	0	0	0



**PCT LB 111**

**Judge, Court of Criminal Appeals, Place 6**

Vote For 1

	TOTAL	VOTE %	Election Day	Early Voting	Ballot By Mail	Provisional Ballots	Limited Ballots
REP Jesse F. McClure, III	0		0	0	0	0	0
DEM Robert Johnson	0		0	0	0	0	0
Total Votes Cast	0		0	0	0	0	0
Overvotes	0		0	0	0	0	0
Undervotes	0		0	0	0	0	0
Contest Totals	0		0	0	0	0	0

**State Senator, District 8**

Vote For 1

	TOTAL	VOTE %	Election Day	Early Voting	Ballot By Mail	Provisional Ballots	Limited Ballots
REP Angela Paxton	0		0	0	0	0	0
DEM Jonathan Cocks	0		0	0	0	0	0
LIB Edward Kless	0		0	0	0	0	0
Total Votes Cast	0		0	0	0	0	0
Overvotes	0		0	0	0	0	0
Undervotes	0		0	0	0	0	0
Contest Totals	0		0	0	0	0	0

**State Representative, District 33**

Vote For 1

	TOTAL	VOTE %	Election Day	Early Voting	Ballot By Mail	Provisional Ballots	Limited Ballots
REP Justin Holland	0		0	0	0	0	0
DEM Graeson Lynskey	0		0	0	0	0	0
Total Votes Cast	0		0	0	0	0	0
Overvotes	0		0	0	0	0	0
Undervotes	0		0	0	0	0	0
Contest Totals	0		0	0	0	0	0

## PCT LB 112

### U. S. Representative District 3

Vote For 1

	TOTAL	VOTE %	Election Day	Early Voting	Ballot By Mail	Provisional Ballots	Limited Ballots
REP Keith Self	0		0	0	0	0	0
DEM Sandeep Srivastava	0		0	0	0	0	0
LIB Christopher Claytor	0		0	0	0	0	0
Total Votes Cast	0		0	0	0	0	0
Overvotes	0		0	0	0	0	0
Undervotes	0		0	0	0	0	0
Contest Totals	0		0	0	0	0	0

### Governor

Vote For 1

	TOTAL	VOTE %	Election Day	Early Voting	Ballot By Mail	Provisional Ballots	Limited Ballots
REP Greg Abbott	0		0	0	0	0	0
DEM Beto O'Rourke	0		0	0	0	0	0
LIB Mark Tippetts	0		0	0	0	0	0
GRN Delilah Barrios	0		0	0	0	0	0
Write-In Totals	0		0	0	0	0	0
Total Votes Cast	0		0	0	0	0	0
Overvotes	0		0	0	0	0	0
Undervotes	0		0	0	0	0	0
Contest Totals	0		0	0	0	0	0

### Lieutenant Governor

Vote For 1

	TOTAL	VOTE %	Election Day	Early Voting	Ballot By Mail	Provisional Ballots	Limited Ballots
REP Dan Patrick	0		0	0	0	0	0
DEM Mike Collier	0		0	0	0	0	0
LIB Shanna Steele	0		0	0	0	0	0
Total Votes Cast	0		0	0	0	0	0
Overvotes	0		0	0	0	0	0
Undervotes	0		0	0	0	0	0
Contest Totals	0		0	0	0	0	0

### Attorney General

Vote For 1

	TOTAL	VOTE %	Election Day	Early Voting	Ballot By Mail	Provisional Ballots	Limited Ballots
REP Ken Paxton	0		0	0	0	0	0
DEM Rochelle Mercedes Garza	0		0	0	0	0	0
LIB Mark Ash	0		0	0	0	0	0
Total Votes Cast	0		0	0	0	0	0
Overvotes	0		0	0	0	0	0
Undervotes	0		0	0	0	0	0
Contest Totals	0		0	0	0	0	0

## PCT LB 112

### Comptroller of Public Accounts

Vote For 1

	TOTAL	VOTE %	Election Day	Early Voting	Ballot By Mail	Provisional Ballots	Limited Ballots
REP Glenn Hegar	0		0	0	0	0	0
DEM Janet T. Dudding	0		0	0	0	0	0
LIB V. Alonzo Echevarria-Garza	0		0	0	0	0	0
Total Votes Cast	0		0	0	0	0	0
Overvotes	0		0	0	0	0	0
Undervotes	0		0	0	0	0	0
Contest Totals	0		0	0	0	0	0

### Commissioner of the General Land Office

Vote For 1

	TOTAL	VOTE %	Election Day	Early Voting	Ballot By Mail	Provisional Ballots	Limited Ballots
REP Dawn Buckingham	0		0	0	0	0	0
DEM Jay Kleberg	0		0	0	0	0	0
GRN Alfred Molison, Jr	0		0	0	0	0	0
Write-In Totals	0		0	0	0	0	0
Total Votes Cast	0		0	0	0	0	0
Overvotes	0		0	0	0	0	0
Undervotes	0		0	0	0	0	0
Contest Totals	0		0	0	0	0	0

### Commissioner of Agriculture

Vote For 1

	TOTAL	VOTE %	Election Day	Early Voting	Ballot By Mail	Provisional Ballots	Limited Ballots
REP Sid Miller	0		0	0	0	0	0
DEM Susan Hays	0		0	0	0	0	0
Total Votes Cast	0		0	0	0	0	0
Overvotes	0		0	0	0	0	0
Undervotes	0		0	0	0	0	0
Contest Totals	0		0	0	0	0	0

### Railroad Commissioner

Vote For 1

	TOTAL	VOTE %	Election Day	Early Voting	Ballot By Mail	Provisional Ballots	Limited Ballots
REP Wayne Christian	0		0	0	0	0	0
DEM Luke Warford	0		0	0	0	0	0
LIB Jaime Andres Diez	0		0	0	0	0	0
GRN Hunter Wayne Crow	0		0	0	0	0	0
Total Votes Cast	0		0	0	0	0	0
Overvotes	0		0	0	0	0	0
Undervotes	0		0	0	0	0	0
Contest Totals	0		0	0	0	0	0

**PCT LB 112**

**Justice, Supreme Court, Place 3**

Vote For 1

	TOTAL	VOTE %	Election Day	Early Voting	Ballot By Mail	Provisional Ballots	Limited Ballots
REP Debra Lehrmann	0		0	0	0	0	0
DEM Erin A. Nowell	0		0	0	0	0	0
LIB Thomas Edward Oxford	0		0	0	0	0	0
Total Votes Cast	0		0	0	0	0	0
Overvotes	0		0	0	0	0	0
Undervotes	0		0	0	0	0	0
Contest Totals	0		0	0	0	0	0

**Justice, Supreme Court, Place 5**

Vote For 1

	TOTAL	VOTE %	Election Day	Early Voting	Ballot By Mail	Provisional Ballots	Limited Ballots
REP Rebeca Huddle	0		0	0	0	0	0
DEM Amanda Reichel	0		0	0	0	0	0
Total Votes Cast	0		0	0	0	0	0
Overvotes	0		0	0	0	0	0
Undervotes	0		0	0	0	0	0
Contest Totals	0		0	0	0	0	0

**Justice, Supreme Court, Place 9**

Vote For 1

	TOTAL	VOTE %	Election Day	Early Voting	Ballot By Mail	Provisional Ballots	Limited Ballots
REP Evan Young	0		0	0	0	0	0
DEM Julia Maldonado	0		0	0	0	0	0
Total Votes Cast	0		0	0	0	0	0
Overvotes	0		0	0	0	0	0
Undervotes	0		0	0	0	0	0
Contest Totals	0		0	0	0	0	0

**Judge, Court of Criminal Appeals, Place 5**

Vote For 1

	TOTAL	VOTE %	Election Day	Early Voting	Ballot By Mail	Provisional Ballots	Limited Ballots
REP Scott Walker	0		0	0	0	0	0
DEM Dana Huffman	0		0	0	0	0	0
Total Votes Cast	0		0	0	0	0	0
Overvotes	0		0	0	0	0	0
Undervotes	0		0	0	0	0	0
Contest Totals	0		0	0	0	0	0

**PCT LB 112**

**Judge, Court of Criminal Appeals, Place 6**

Vote For 1

	TOTAL	VOTE %	Election Day	Early Voting	Ballot By Mail	Provisional Ballots	Limited Ballots
REP Jesse F. McClure, III	0		0	0	0	0	0
DEM Robert Johnson	0		0	0	0	0	0
Total Votes Cast	0		0	0	0	0	0
Overvotes	0		0	0	0	0	0
Undervotes	0		0	0	0	0	0
Contest Totals	0		0	0	0	0	0

**State Senator, District 8**

Vote For 1

	TOTAL	VOTE %	Election Day	Early Voting	Ballot By Mail	Provisional Ballots	Limited Ballots
REP Angela Paxton	0		0	0	0	0	0
DEM Jonathan Cocks	0		0	0	0	0	0
LIB Edward Kless	0		0	0	0	0	0
Total Votes Cast	0		0	0	0	0	0
Overvotes	0		0	0	0	0	0
Undervotes	0		0	0	0	0	0
Contest Totals	0		0	0	0	0	0

**State Representative, District 33**

Vote For 1

	TOTAL	VOTE %	Election Day	Early Voting	Ballot By Mail	Provisional Ballots	Limited Ballots
REP Justin Holland	0		0	0	0	0	0
DEM Graeson Lynskey	0		0	0	0	0	0
Total Votes Cast	0		0	0	0	0	0
Overvotes	0		0	0	0	0	0
Undervotes	0		0	0	0	0	0
Contest Totals	0		0	0	0	0	0

**Sachse, City of - Proposition A**

Vote For 1

	TOTAL	VOTE %	Election Day	Early Voting	Ballot By Mail	Provisional Ballots	Limited Ballots
For	0		0	0	0	0	0
Against	0		0	0	0	0	0
Total Votes Cast	0		0	0	0	0	0
Overvotes	0		0	0	0	0	0
Undervotes	0		0	0	0	0	0
Contest Totals	0		0	0	0	0	0

**PCT LB 112**

**Sachse, City of - Proposition B**

Vote For 1

	TOTAL	VOTE %	Election Day	Early Voting	Ballot By Mail	Provisional Ballots	Limited Ballots
For	0		0	0	0	0	0
Against	0		0	0	0	0	0
Total Votes Cast	0		0	0	0	0	0
Overvotes	0		0	0	0	0	0
Undervotes	0		0	0	0	0	0
Contest Totals	0		0	0	0	0	0

**Sachse, City of - Proposition C**

Vote For 1

	TOTAL	VOTE %	Election Day	Early Voting	Ballot By Mail	Provisional Ballots	Limited Ballots
For	0		0	0	0	0	0
Against	0		0	0	0	0	0
Total Votes Cast	0		0	0	0	0	0
Overvotes	0		0	0	0	0	0
Undervotes	0		0	0	0	0	0
Contest Totals	0		0	0	0	0	0

**Sachse, City of - Proposition D**

Vote For 1

	TOTAL	VOTE %	Election Day	Early Voting	Ballot By Mail	Provisional Ballots	Limited Ballots
For	0		0	0	0	0	0
Against	0		0	0	0	0	0
Total Votes Cast	0		0	0	0	0	0
Overvotes	0		0	0	0	0	0
Undervotes	0		0	0	0	0	0
Contest Totals	0		0	0	0	0	0

**Sachse, City of - Proposition E**

Vote For 1

	TOTAL	VOTE %	Election Day	Early Voting	Ballot By Mail	Provisional Ballots	Limited Ballots
For	0		0	0	0	0	0
Against	0		0	0	0	0	0
Total Votes Cast	0		0	0	0	0	0
Overvotes	0		0	0	0	0	0
Undervotes	0		0	0	0	0	0
Contest Totals	0		0	0	0	0	0

**PCT LB 112**

**Sachse, City of - Proposition F**

Vote For 1

	TOTAL	VOTE %	Election Day	Early Voting	Ballot By Mail	Provisional Ballots	Limited Ballots
For	0		0	0	0	0	0
Against	0		0	0	0	0	0
Total Votes Cast	0		0	0	0	0	0
Overvotes	0		0	0	0	0	0
Undervotes	0		0	0	0	0	0
Contest Totals	0		0	0	0	0	0

**Sachse, City of - Proposition G**

Vote For 1

	TOTAL	VOTE %	Election Day	Early Voting	Ballot By Mail	Provisional Ballots	Limited Ballots
For	0		0	0	0	0	0
Against	0		0	0	0	0	0
Total Votes Cast	0		0	0	0	0	0
Overvotes	0		0	0	0	0	0
Undervotes	0		0	0	0	0	0
Contest Totals	0		0	0	0	0	0

**Sachse, City of - Proposition H**

Vote For 1

	TOTAL	VOTE %	Election Day	Early Voting	Ballot By Mail	Provisional Ballots	Limited Ballots
For	0		0	0	0	0	0
Against	0		0	0	0	0	0
Total Votes Cast	0		0	0	0	0	0
Overvotes	0		0	0	0	0	0
Undervotes	0		0	0	0	0	0
Contest Totals	0		0	0	0	0	0

**Sachse, City of - Proposition I**

Vote For 1

	TOTAL	VOTE %	Election Day	Early Voting	Ballot By Mail	Provisional Ballots	Limited Ballots
For	0		0	0	0	0	0
Against	0		0	0	0	0	0
Total Votes Cast	0		0	0	0	0	0
Overvotes	0		0	0	0	0	0
Undervotes	0		0	0	0	0	0
Contest Totals	0		0	0	0	0	0

**PCT LB 112**

**Sachse, City of - Proposition J**

Vote For 1

	TOTAL	VOTE %	Election Day	Early Voting	Ballot By Mail	Provisional Ballots	Limited Ballots
For	0		0	0	0	0	0
Against	0		0	0	0	0	0
Total Votes Cast	0		0	0	0	0	0
Overvotes	0		0	0	0	0	0
Undervotes	0		0	0	0	0	0
Contest Totals	0		0	0	0	0	0

**Sachse, City of - Proposition K**

Vote For 1

	TOTAL	VOTE %	Election Day	Early Voting	Ballot By Mail	Provisional Ballots	Limited Ballots
For	0		0	0	0	0	0
Against	0		0	0	0	0	0
Total Votes Cast	0		0	0	0	0	0
Overvotes	0		0	0	0	0	0
Undervotes	0		0	0	0	0	0
Contest Totals	0		0	0	0	0	0

**Sachse, City of - Proposition L**

Vote For 1

	TOTAL	VOTE %	Election Day	Early Voting	Ballot By Mail	Provisional Ballots	Limited Ballots
For	0		0	0	0	0	0
Against	0		0	0	0	0	0
Total Votes Cast	0		0	0	0	0	0
Overvotes	0		0	0	0	0	0
Undervotes	0		0	0	0	0	0
Contest Totals	0		0	0	0	0	0

**Sachse, City of - Proposition M**

Vote For 1

	TOTAL	VOTE %	Election Day	Early Voting	Ballot By Mail	Provisional Ballots	Limited Ballots
For	0		0	0	0	0	0
Against	0		0	0	0	0	0
Total Votes Cast	0		0	0	0	0	0
Overvotes	0		0	0	0	0	0
Undervotes	0		0	0	0	0	0
Contest Totals	0		0	0	0	0	0



## PCT LB 112

### Sachse, City of - Proposition N

Vote For 1

	TOTAL	VOTE %	Election Day	Early Voting	Ballot By Mail	Provisional Ballots	Limited Ballots
For	0		0	0	0	0	0
Against	0		0	0	0	0	0
Total Votes Cast	0		0	0	0	0	0
Overvotes	0		0	0	0	0	0
Undervotes	0		0	0	0	0	0
Contest Totals	0		0	0	0	0	0

### Sachse, City of - Proposition O

Vote For 1

	TOTAL	VOTE %	Election Day	Early Voting	Ballot By Mail	Provisional Ballots	Limited Ballots
For	0		0	0	0	0	0
Against	0		0	0	0	0	0
Total Votes Cast	0		0	0	0	0	0
Overvotes	0		0	0	0	0	0
Undervotes	0		0	0	0	0	0
Contest Totals	0		0	0	0	0	0

### Sachse, City of - Proposition P

Vote For 1

	TOTAL	VOTE %	Election Day	Early Voting	Ballot By Mail	Provisional Ballots	Limited Ballots
For	0		0	0	0	0	0
Against	0		0	0	0	0	0
Total Votes Cast	0		0	0	0	0	0
Overvotes	0		0	0	0	0	0
Undervotes	0		0	0	0	0	0
Contest Totals	0		0	0	0	0	0

### Sachse, City of - Proposition Q

Vote For 1

	TOTAL	VOTE %	Election Day	Early Voting	Ballot By Mail	Provisional Ballots	Limited Ballots
For	0		0	0	0	0	0
Against	0		0	0	0	0	0
Total Votes Cast	0		0	0	0	0	0
Overvotes	0		0	0	0	0	0
Undervotes	0		0	0	0	0	0
Contest Totals	0		0	0	0	0	0

**PCT LB 112**

**Sachse, City of - Proposition R**

Vote For 1

	TOTAL	VOTE %	Election Day	Early Voting	Ballot By Mail	Provisional Ballots	Limited Ballots
For	0		0	0	0	0	0
Against	0		0	0	0	0	0
Total Votes Cast	0		0	0	0	0	0
Overvotes	0		0	0	0	0	0
Undervotes	0		0	0	0	0	0
Contest Totals	0		0	0	0	0	0

**Sachse, City of - Proposition S**

Vote For 1

	TOTAL	VOTE %	Election Day	Early Voting	Ballot By Mail	Provisional Ballots	Limited Ballots
For	0		0	0	0	0	0
Against	0		0	0	0	0	0
Total Votes Cast	0		0	0	0	0	0
Overvotes	0		0	0	0	0	0
Undervotes	0		0	0	0	0	0
Contest Totals	0		0	0	0	0	0

**Sachse, City of - Proposition T**

Vote For 1

	TOTAL	VOTE %	Election Day	Early Voting	Ballot By Mail	Provisional Ballots	Limited Ballots
For	0		0	0	0	0	0
Against	0		0	0	0	0	0
Total Votes Cast	0		0	0	0	0	0
Overvotes	0		0	0	0	0	0
Undervotes	0		0	0	0	0	0
Contest Totals	0		0	0	0	0	0

**Sachse, City of - Proposition U**

Vote For 1

	TOTAL	VOTE %	Election Day	Early Voting	Ballot By Mail	Provisional Ballots	Limited Ballots
For	0		0	0	0	0	0
Against	0		0	0	0	0	0
Total Votes Cast	0		0	0	0	0	0
Overvotes	0		0	0	0	0	0
Undervotes	0		0	0	0	0	0
Contest Totals	0		0	0	0	0	0

**PCT LB 112**

**Sachse, City of - Proposition V**

Vote For 1

	TOTAL	VOTE %	Election Day	Early Voting	Ballot By Mail	Provisional Ballots	Limited Ballots
For	0		0	0	0	0	0
Against	0		0	0	0	0	0
Total Votes Cast	0		0	0	0	0	0
Overvotes	0		0	0	0	0	0
Undervotes	0		0	0	0	0	0
Contest Totals	0		0	0	0	0	0

**Sachse, City of - Proposition W**

Vote For 1

	TOTAL	VOTE %	Election Day	Early Voting	Ballot By Mail	Provisional Ballots	Limited Ballots
For	0		0	0	0	0	0
Against	0		0	0	0	0	0
Total Votes Cast	0		0	0	0	0	0
Overvotes	0		0	0	0	0	0
Undervotes	0		0	0	0	0	0
Contest Totals	0		0	0	0	0	0

## PCT LB 113

### U. S. Representative District 3

Vote For 1

	TOTAL	VOTE %	Election Day	Early Voting	Ballot By Mail	Provisional Ballots	Limited Ballots
REP Keith Self	0		0	0	0	0	0
DEM Sandeep Srivastava	0		0	0	0	0	0
LIB Christopher Claytor	0		0	0	0	0	0
Total Votes Cast	0		0	0	0	0	0
Overvotes	0		0	0	0	0	0
Undervotes	0		0	0	0	0	0
Contest Totals	0		0	0	0	0	0

### Governor

Vote For 1

	TOTAL	VOTE %	Election Day	Early Voting	Ballot By Mail	Provisional Ballots	Limited Ballots
REP Greg Abbott	0		0	0	0	0	0
DEM Beto O'Rourke	0		0	0	0	0	0
LIB Mark Tippetts	0		0	0	0	0	0
GRN Delilah Barrios	0		0	0	0	0	0
Write-In Totals	0		0	0	0	0	0
Total Votes Cast	0		0	0	0	0	0
Overvotes	0		0	0	0	0	0
Undervotes	0		0	0	0	0	0
Contest Totals	0		0	0	0	0	0

### Lieutenant Governor

Vote For 1

	TOTAL	VOTE %	Election Day	Early Voting	Ballot By Mail	Provisional Ballots	Limited Ballots
REP Dan Patrick	0		0	0	0	0	0
DEM Mike Collier	0		0	0	0	0	0
LIB Shanna Steele	0		0	0	0	0	0
Total Votes Cast	0		0	0	0	0	0
Overvotes	0		0	0	0	0	0
Undervotes	0		0	0	0	0	0
Contest Totals	0		0	0	0	0	0

### Attorney General

Vote For 1

	TOTAL	VOTE %	Election Day	Early Voting	Ballot By Mail	Provisional Ballots	Limited Ballots
REP Ken Paxton	0		0	0	0	0	0
DEM Rochelle Mercedes Garza	0		0	0	0	0	0
LIB Mark Ash	0		0	0	0	0	0
Total Votes Cast	0		0	0	0	0	0
Overvotes	0		0	0	0	0	0
Undervotes	0		0	0	0	0	0
Contest Totals	0		0	0	0	0	0

**PCT LB 113**

**Comptroller of Public Accounts**

Vote For 1

	TOTAL	VOTE %	Election Day	Early Voting	Ballot By Mail	Provisional Ballots	Limited Ballots
REP Glenn Hegar	0		0	0	0	0	0
DEM Janet T. Dudding	0		0	0	0	0	0
LIB V. Alonzo Echevarria-Garza	0		0	0	0	0	0
Total Votes Cast	0		0	0	0	0	0
Overvotes	0		0	0	0	0	0
Undervotes	0		0	0	0	0	0
Contest Totals	0		0	0	0	0	0

**Commissioner of the General Land Office**

Vote For 1

	TOTAL	VOTE %	Election Day	Early Voting	Ballot By Mail	Provisional Ballots	Limited Ballots
REP Dawn Buckingham	0		0	0	0	0	0
DEM Jay Kleberg	0		0	0	0	0	0
GRN Alfred Molison, Jr	0		0	0	0	0	0
Write-In Totals	0		0	0	0	0	0
Total Votes Cast	0		0	0	0	0	0
Overvotes	0		0	0	0	0	0
Undervotes	0		0	0	0	0	0
Contest Totals	0		0	0	0	0	0

**Commissioner of Agriculture**

Vote For 1

	TOTAL	VOTE %	Election Day	Early Voting	Ballot By Mail	Provisional Ballots	Limited Ballots
REP Sid Miller	0		0	0	0	0	0
DEM Susan Hays	0		0	0	0	0	0
Total Votes Cast	0		0	0	0	0	0
Overvotes	0		0	0	0	0	0
Undervotes	0		0	0	0	0	0
Contest Totals	0		0	0	0	0	0

**Railroad Commissioner**

Vote For 1

	TOTAL	VOTE %	Election Day	Early Voting	Ballot By Mail	Provisional Ballots	Limited Ballots
REP Wayne Christian	0		0	0	0	0	0
DEM Luke Warford	0		0	0	0	0	0
LIB Jaime Andres Diez	0		0	0	0	0	0
GRN Hunter Wayne Crow	0		0	0	0	0	0
Total Votes Cast	0		0	0	0	0	0
Overvotes	0		0	0	0	0	0
Undervotes	0		0	0	0	0	0
Contest Totals	0		0	0	0	0	0

**PCT LB 113**

**Justice, Supreme Court, Place 3**

Vote For 1

	TOTAL	VOTE %	Election Day	Early Voting	Ballot By Mail	Provisional Ballots	Limited Ballots
REP Debra Lehrmann	0		0	0	0	0	0
DEM Erin A. Nowell	0		0	0	0	0	0
LIB Thomas Edward Oxford	0		0	0	0	0	0
Total Votes Cast	0		0	0	0	0	0
Overvotes	0		0	0	0	0	0
Undervotes	0		0	0	0	0	0
Contest Totals	0		0	0	0	0	0

**Justice, Supreme Court, Place 5**

Vote For 1

	TOTAL	VOTE %	Election Day	Early Voting	Ballot By Mail	Provisional Ballots	Limited Ballots
REP Rebeca Huddle	0		0	0	0	0	0
DEM Amanda Reichek	0		0	0	0	0	0
Total Votes Cast	0		0	0	0	0	0
Overvotes	0		0	0	0	0	0
Undervotes	0		0	0	0	0	0
Contest Totals	0		0	0	0	0	0

**Justice, Supreme Court, Place 9**

Vote For 1

	TOTAL	VOTE %	Election Day	Early Voting	Ballot By Mail	Provisional Ballots	Limited Ballots
REP Evan Young	0		0	0	0	0	0
DEM Julia Maldonado	0		0	0	0	0	0
Total Votes Cast	0		0	0	0	0	0
Overvotes	0		0	0	0	0	0
Undervotes	0		0	0	0	0	0
Contest Totals	0		0	0	0	0	0

**Judge, Court of Criminal Appeals, Place 5**

Vote For 1

	TOTAL	VOTE %	Election Day	Early Voting	Ballot By Mail	Provisional Ballots	Limited Ballots
REP Scott Walker	0		0	0	0	0	0
DEM Dana Huffman	0		0	0	0	0	0
Total Votes Cast	0		0	0	0	0	0
Overvotes	0		0	0	0	0	0
Undervotes	0		0	0	0	0	0
Contest Totals	0		0	0	0	0	0

**PCT LB 113**

**Judge, Court of Criminal Appeals, Place 6**

Vote For 1

	TOTAL	VOTE %	Election Day	Early Voting	Ballot By Mail	Provisional Ballots	Limited Ballots
REP Jesse F. McClure, III	0		0	0	0	0	0
DEM Robert Johnson	0		0	0	0	0	0
Total Votes Cast	0		0	0	0	0	0
Overvotes	0		0	0	0	0	0
Undervotes	0		0	0	0	0	0
Contest Totals	0		0	0	0	0	0

**State Senator, District 8**

Vote For 1

	TOTAL	VOTE %	Election Day	Early Voting	Ballot By Mail	Provisional Ballots	Limited Ballots
REP Angela Paxton	0		0	0	0	0	0
DEM Jonathan Cocks	0		0	0	0	0	0
LIB Edward Kless	0		0	0	0	0	0
Total Votes Cast	0		0	0	0	0	0
Overvotes	0		0	0	0	0	0
Undervotes	0		0	0	0	0	0
Contest Totals	0		0	0	0	0	0

**Riverfield MUD No. 1 - Proposition A**

Vote For 1

	TOTAL	VOTE %	Election Day	Early Voting	Ballot By Mail	Provisional Ballots	Limited Ballots
For	0		0	0	0	0	0
Against	0		0	0	0	0	0
Total Votes Cast	0		0	0	0	0	0
Overvotes	0		0	0	0	0	0
Undervotes	0		0	0	0	0	0
Contest Totals	0		0	0	0	0	0

**Riverfield MUD No. 1 - Directors**

Vote For 5

	TOTAL	VOTE %	Election Day	Early Voting	Ballot By Mail	Provisional Ballots	Limited Ballots
Mark Miller	0		0	0	0	0	0
David Lord	0		0	0	0	0	0
Matt Trulock	0		0	0	0	0	0
Donald Martinek	0		0	0	0	0	0
Luke Kangas	0		0	0	0	0	0
Total Votes Cast	0		0	0	0	0	0
Overvotes	0		0	0	0	0	0
Undervotes	0		0	0	0	0	0
Contest Totals	0		0	0	0	0	0

## PCT LB 113

### Riverfield MUD No. 1 - Proposition B

Vote For 1

	TOTAL	VOTE %	Election Day	Early Voting	Ballot By Mail	Provisional Ballots	Limited Ballots
For	0		0	0	0	0	0
Against	0		0	0	0	0	0
Total Votes Cast	0		0	0	0	0	0
Overvotes	0		0	0	0	0	0
Undervotes	0		0	0	0	0	0
Contest Totals	0		0	0	0	0	0

### Riverfield MUD No. 1 - Proposition C

Vote For 1

	TOTAL	VOTE %	Election Day	Early Voting	Ballot By Mail	Provisional Ballots	Limited Ballots
For	0		0	0	0	0	0
Against	0		0	0	0	0	0
Total Votes Cast	0		0	0	0	0	0
Overvotes	0		0	0	0	0	0
Undervotes	0		0	0	0	0	0
Contest Totals	0		0	0	0	0	0

### Riverfield MUD No. 1 - Proposition D

Vote For 1

	TOTAL	VOTE %	Election Day	Early Voting	Ballot By Mail	Provisional Ballots	Limited Ballots
For	0		0	0	0	0	0
Against	0		0	0	0	0	0
Total Votes Cast	0		0	0	0	0	0
Overvotes	0		0	0	0	0	0
Undervotes	0		0	0	0	0	0
Contest Totals	0		0	0	0	0	0

### Riverfield MUD No. 1 - Proposition E

Vote For 1

	TOTAL	VOTE %	Election Day	Early Voting	Ballot By Mail	Provisional Ballots	Limited Ballots
For	0		0	0	0	0	0
Against	0		0	0	0	0	0
Total Votes Cast	0		0	0	0	0	0
Overvotes	0		0	0	0	0	0
Undervotes	0		0	0	0	0	0
Contest Totals	0		0	0	0	0	0



## PCT LB 113

---

### Riverfield MUD No. 1 - Proposition F

Vote For 1

	TOTAL	VOTE %	Election Day	Early Voting	Ballot By Mail	Provision al Ballots	Limited Ballots
For	0		0	0	0	0	0
Against	0		0	0	0	0	0
Total Votes Cast	0		0	0	0	0	0
Overvotes	0		0	0	0	0	0
Undervotes	0		0	0	0	0	0
Contest Totals	0		0	0	0	0	0

## PCT LB 114

### U. S. Representative, District 4

Vote For 1

	TOTAL	VOTE %	Election Day	Early Voting	Ballot By Mail	Provisional Ballots	Limited Ballots
REP Pat Fallon	0		0	0	0	0	0
DEM Iro Omere	0		0	0	0	0	0
LIB John Simmons	0		0	0	0	0	0
Total Votes Cast	0		0	0	0	0	0
Overvotes	0		0	0	0	0	0
Undervotes	0		0	0	0	0	0
Contest Totals	0		0	0	0	0	0

### Governor

Vote For 1

	TOTAL	VOTE %	Election Day	Early Voting	Ballot By Mail	Provisional Ballots	Limited Ballots
REP Greg Abbott	0		0	0	0	0	0
DEM Beto O'Rourke	0		0	0	0	0	0
LIB Mark Tippetts	0		0	0	0	0	0
GRN Delilah Barrios	0		0	0	0	0	0
Write-In Totals	0		0	0	0	0	0
Total Votes Cast	0		0	0	0	0	0
Overvotes	0		0	0	0	0	0
Undervotes	0		0	0	0	0	0
Contest Totals	0		0	0	0	0	0

### Lieutenant Governor

Vote For 1

	TOTAL	VOTE %	Election Day	Early Voting	Ballot By Mail	Provisional Ballots	Limited Ballots
REP Dan Patrick	0		0	0	0	0	0
DEM Mike Collier	0		0	0	0	0	0
LIB Shanna Steele	0		0	0	0	0	0
Total Votes Cast	0		0	0	0	0	0
Overvotes	0		0	0	0	0	0
Undervotes	0		0	0	0	0	0
Contest Totals	0		0	0	0	0	0

### Attorney General

Vote For 1

	TOTAL	VOTE %	Election Day	Early Voting	Ballot By Mail	Provisional Ballots	Limited Ballots
REP Ken Paxton	0		0	0	0	0	0
DEM Rochelle Mercedes Garza	0		0	0	0	0	0
LIB Mark Ash	0		0	0	0	0	0
Total Votes Cast	0		0	0	0	0	0
Overvotes	0		0	0	0	0	0
Undervotes	0		0	0	0	0	0
Contest Totals	0		0	0	0	0	0

**PCT LB 114**

**Comptroller of Public Accounts**

Vote For 1

	TOTAL	VOTE %	Election Day	Early Voting	Ballot By Mail	Provisional Ballots	Limited Ballots
REP Glenn Hegar	0		0	0	0	0	0
DEM Janet T. Dudding	0		0	0	0	0	0
LIB V. Alonzo Echevarria-Garza	0		0	0	0	0	0
Total Votes Cast	0		0	0	0	0	0
Overvotes	0		0	0	0	0	0
Undervotes	0		0	0	0	0	0
Contest Totals	0		0	0	0	0	0

**Commissioner of the General Land Office**

Vote For 1

	TOTAL	VOTE %	Election Day	Early Voting	Ballot By Mail	Provisional Ballots	Limited Ballots
REP Dawn Buckingham	0		0	0	0	0	0
DEM Jay Kleberg	0		0	0	0	0	0
GRN Alfred Molison, Jr	0		0	0	0	0	0
Write-In Totals	0		0	0	0	0	0
Total Votes Cast	0		0	0	0	0	0
Overvotes	0		0	0	0	0	0
Undervotes	0		0	0	0	0	0
Contest Totals	0		0	0	0	0	0

**Commissioner of Agriculture**

Vote For 1

	TOTAL	VOTE %	Election Day	Early Voting	Ballot By Mail	Provisional Ballots	Limited Ballots
REP Sid Miller	0		0	0	0	0	0
DEM Susan Hays	0		0	0	0	0	0
Total Votes Cast	0		0	0	0	0	0
Overvotes	0		0	0	0	0	0
Undervotes	0		0	0	0	0	0
Contest Totals	0		0	0	0	0	0

**Railroad Commissioner**

Vote For 1

	TOTAL	VOTE %	Election Day	Early Voting	Ballot By Mail	Provisional Ballots	Limited Ballots
REP Wayne Christian	0		0	0	0	0	0
DEM Luke Warford	0		0	0	0	0	0
LIB Jaime Andres Diez	0		0	0	0	0	0
GRN Hunter Wayne Crow	0		0	0	0	0	0
Total Votes Cast	0		0	0	0	0	0
Overvotes	0		0	0	0	0	0
Undervotes	0		0	0	0	0	0
Contest Totals	0		0	0	0	0	0

**PCT LB 114**

**Justice, Supreme Court, Place 3**

Vote For 1

	TOTAL	VOTE %	Election Day	Early Voting	Ballot By Mail	Provisional Ballots	Limited Ballots
REP Debra Lehrmann	0		0	0	0	0	0
DEM Erin A. Nowell	0		0	0	0	0	0
LIB Thomas Edward Oxford	0		0	0	0	0	0
Total Votes Cast	0		0	0	0	0	0
Overvotes	0		0	0	0	0	0
Undervotes	0		0	0	0	0	0
Contest Totals	0		0	0	0	0	0

**Justice, Supreme Court, Place 5**

Vote For 1

	TOTAL	VOTE %	Election Day	Early Voting	Ballot By Mail	Provisional Ballots	Limited Ballots
REP Rebeca Huddle	0		0	0	0	0	0
DEM Amanda Reichek	0		0	0	0	0	0
Total Votes Cast	0		0	0	0	0	0
Overvotes	0		0	0	0	0	0
Undervotes	0		0	0	0	0	0
Contest Totals	0		0	0	0	0	0

**Justice, Supreme Court, Place 9**

Vote For 1

	TOTAL	VOTE %	Election Day	Early Voting	Ballot By Mail	Provisional Ballots	Limited Ballots
REP Evan Young	0		0	0	0	0	0
DEM Julia Maldonado	0		0	0	0	0	0
Total Votes Cast	0		0	0	0	0	0
Overvotes	0		0	0	0	0	0
Undervotes	0		0	0	0	0	0
Contest Totals	0		0	0	0	0	0

**Judge, Court of Criminal Appeals, Place 5**

Vote For 1

	TOTAL	VOTE %	Election Day	Early Voting	Ballot By Mail	Provisional Ballots	Limited Ballots
REP Scott Walker	0		0	0	0	0	0
DEM Dana Huffman	0		0	0	0	0	0
Total Votes Cast	0		0	0	0	0	0
Overvotes	0		0	0	0	0	0
Undervotes	0		0	0	0	0	0
Contest Totals	0		0	0	0	0	0

## PCT LB 114

### Judge, Court of Criminal Appeals, Place 6

Vote For 1

	TOTAL	VOTE %	Election Day	Early Voting	Ballot By Mail	Provisional Ballots	Limited Ballots
REP Jesse F. McClure, III	0		0	0	0	0	0
DEM Robert Johnson	0		0	0	0	0	0
Total Votes Cast	0		0	0	0	0	0
Overvotes	0		0	0	0	0	0
Undervotes	0		0	0	0	0	0
Contest Totals	0		0	0	0	0	0

### State Senator, District 8

Vote For 1

	TOTAL	VOTE %	Election Day	Early Voting	Ballot By Mail	Provisional Ballots	Limited Ballots
REP Angela Paxton	0		0	0	0	0	0
DEM Jonathan Cocks	0		0	0	0	0	0
LIB Edward Kless	0		0	0	0	0	0
Total Votes Cast	0		0	0	0	0	0
Overvotes	0		0	0	0	0	0
Undervotes	0		0	0	0	0	0
Contest Totals	0		0	0	0	0	0

### Trenton ISD - Proposition A

Vote For 1

	TOTAL	VOTE %	Election Day	Early Voting	Ballot By Mail	Provisional Ballots	Limited Ballots
For	0		0	0	0	0	0
Against	0		0	0	0	0	0
Total Votes Cast	0		0	0	0	0	0
Overvotes	0		0	0	0	0	0
Undervotes	0		0	0	0	0	0
Contest Totals	0		0	0	0	0	0

### Trenton ISD - Proposition B

Vote For 1

	TOTAL	VOTE %	Election Day	Early Voting	Ballot By Mail	Provisional Ballots	Limited Ballots
For	0		0	0	0	0	0
Against	0		0	0	0	0	0
Total Votes Cast	0		0	0	0	0	0
Overvotes	0		0	0	0	0	0
Undervotes	0		0	0	0	0	0
Contest Totals	0		0	0	0	0	0