

Collin County, Texas

ADOPTED BUDGET

**FOR FISCAL YEAR
2024**

Due to the passage of SB 2 during the 86th Regular Legislative Session amending LGC 111.068, the following statement must be included as the cover page for the adopted budget document:

This budget will raise more revenue from property taxes than last year's budget by an amount of \$31,092,122, which is a 11.80 percent increase from last year's budget. The property tax revenue to be raised from new property added to the tax roll this year is \$11,277,824.00.

The members of the governing body voted on the budget as follows:

FOR:	Susan Fletcher, Commissioner Pct. 1	Darrell Hale, Commissioner Pct. 3
	Cheryl Williams, Commissioner Pct. 2	Duncan Webb, Commissioner Pct. 4
AGAINST:	Chris Hill, County Judge	

PRESENT and not voting:

ABSENT:

Property Tax Comparison

	<u>FY 2024</u>	<u>FY 2023</u>
Property Tax Rate:	\$0.149343	\$0.152443
No New Revenue Tax Rate:	\$0.138278	\$0.149690
No New Revenue Maintenance & Operations Tax Rate:	\$0.098100	\$0.104619
Voter Approval Tax Rate:	\$0.153829	\$0.162889
Debt Rate:	\$0.041850	\$0.044271

The debt obligation for Collin County secured by property taxes: \$994,786,478

COUNTY OF COLLIN



ADOPTED ANNUAL BUDGET

FISCAL YEAR 2024

OCTOBER 1, 2023 – SEPTEMBER 30, 2024

COMMISSIONERS COURT

CHRIS HILL
COUNTY JUDGE

SUSAN FLETCHER
COMMISSIONER, PCT. 1

DARRELL HALE
COMMISSIONER, PCT. 3

CHERYL WILLIAMS
COMMISSIONER, PCT. 2

DUNCAN WEBB
COMMISSIONER, PCT. 4

BILL BILYEU, COUNTY ADMINISTRATOR

PREPARED BY THE BUDGET & FINANCE OFFICE

MÓNICA ARRIS, DIRECTOR
TERESA FUNK, ASSISTANT DIRECTOR
JESSICA SHAW, SENIOR FINANCIAL ANALYST
JAVIER ARREOLA, FINANCIAL ANALYST
TAYLOR FRANCIS-SLOAN, FINANCIAL ANALYST
CINDY SILVA, FINANCIAL ANALYST



GOVERNMENT FINANCE OFFICERS ASSOCIATION

*Distinguished
Budget Presentation
Award*

PRESENTED TO

**Collin County
Texas**

For the Fiscal Year Beginning

October 01, 2022

Christopher P. Morill

Executive Director

Table of Contents

INTRODUCTION	
Transmittal Letter	11
Mission & Vision Statement	12
Organizational Chart	14
Elected Officials	16
Executive Summary	19
Five-Year Plans	27
Budget Calendar	36
Community Profile	55
Area Map	60

PERSONNEL	
Total Adopted Positions	63
New Positions	68
Position Changes	74
Department Changes	78

FUND SUMMARIES	
Fund Structure	81
Fund Descriptions	82
Fund Summary Balance Changes	85
Combined Fund Detail	87
General Fund	90
Permanent Improvement Fund	91
Road and Bridge Fund	92
Debt Service Fund	93

DEPARTMENT PAGES BY FUNCTION	
Budgetary Functions Summary	95
Conservation	97
Agrilife Extension	98
Soil Conservation	100
Culture & Recreation	101
Historical Commission	102
Myers Park	103
Open Space	106
Debt Service	108
Equipment Services	110

DEPARTMENT PAGES BY FUNCTION	
Financial Administration	113
Budget & Finance	114
Central Appraisal District	116
County Auditor	117
Court Collections	119
Purchasing	121
Tax Assessor/Collector	123
Treasury	126
General Administration	128
Administrative Services	130
Commissioners Court	132
County Clerk	134
County Judge	137
Economic Development	138
Elections	139
Information Technology	142
Human Resources	147
Non-Dept Capital Replacement	151
Support Services	152
Veteran Services	154
Health & Welfare	156
Inmate Health	157
Mental Health	158
Court Appointed Representation	159
Healthcare Services	160
CPS Board Admin	164
Judicial	165
County Courts at Law	168
County Court at Law Clerks	174
Indigent Defense	176
District Clerk	177
District Courts	181
Justice of the Peace, Pct. 1	192
Justice of the Peace, Pct. 2	195
Justice of the Peace, Pct. 3	197
Justice of the Peace, Pct. 4	200
Law Library	202
Magistrate	204

Table of Contents

DEPARTMENT PAGES BY FUNCTION	
Legal	205
District Attorney	206
Public Facilities	209
Building Superintendent	210
Facilities Management	212
Public Safety	214
Community Supervision and Corrections	217
CSCD – County Funded	218
Constable, Pct. 1	219
Constable, Pct. 2	221
Constable, Pct. 3	222
Constable, Pct. 4	224
Development Services	226
Fire Marshal	229
GIS	232
Highway Patrol	235
Juvenile	236
Medical Examiner	239
Sheriff’s Office	241
Public Transportation	251
Engineering	252
Road & Bridge	255
Unclassified	258
Healthcare Services - Employee Clinic	259
Transfers	260
CAPITAL IMPROVEMENT PROGRAM	
Definition of a Capital Improvement	263
Capital Improvement Financing	264
Capital Improvement Selection Process	264
Debt Policy	265
Bond Elections	268
Impact on the Operating Budget	271
Capital Improvement Project Funding Summaries	273
Capital Project Quick Facts	276
Project Summaries	277

STATISTICS	
Appraised Values	393
Property Tax - Detail	394
Tax Rate Distribution - Ten Year Trend	395
Tax Rate Distribution by Fund	396
Total Combined Budget - Ten Year Trend	397
Total Combined - 10 Year Revenue Estimate	398
Combined Funds – Expenditures by Function	399
Combined Funds – Revenue by Source	400
Combined Funds - Revenues and Expenditures	401
Combined Budget – Expenditures by Fund	402
Combined Budget – Revenues by Fund	404
Operating Budget - Ten-Year Trend	407
Operating Budget - 10 Year Revenue Estimate	408
Operating Budget - Expenditures by Function	409
Operating Budget - Revenue by Source	410
General Fund - Ten Year Trend	411
General Fund - 10 Year Revenue Estimate	412
General Fund - Expenditure by Function	413
General Fund - Revenue by Source	414
Road & Bridge Fund Budget - Ten Year Trend	415
Road & Bridge Fund Budget - 10 Year Revenue Estimate	416
Road & Bridge Fund Budget - Expenditure by Function	417
Road & Bridge Fund Budget - Revenue by Source	418
Debt Service Budget - Ten Year Trend	419
Healthcare Foundation Fund Budget - Ten Year Trend	420
Healthcare Foundation Fund Budget - 10 Year Revenue Estimate	421
Collin County Expenditures by Department	422
POLICIES	
Policy Summary	427
Budgetary Control Policy	429
Fund Balance Policy	435
Investment Policy	437

Table of Contents

COURT ORDERS

FY 2024 Budget	449
FY 2024 Maintenance & Operation Tax Rate	450
FY 2024 Debt Service Tax Rate	451
FY 2024 Combined Tax Rate	452
FY 2024 Elected Official Compensation	453
FY 2024 GASB Statement	455

APPENDIX

Department Fund and Source Relationship	457
Department Fund and Function Relationship	463
Acronyms	469
Glossary of Terms	471
Truth in Taxation Worksheet	476
Photograph Citations	486

Index of Tables and Figures

EXECUTIVE SUMMARY

Figure 1	Property Taxes by Fiscal Year	24
Table 1	Unemployment Rates	25
Figure 2	Unemployment Rates by County	25
Figure 3	Combined Budget Revenues by Source	40
Table 2	Combined Budget Revenues by Source	41
Figure 4	Net Taxable Values	42
Figure 5	Distribution by Taxing Unit	42
Figure 6	Combined Budget Expenditure Ten Year Trend	44
Table 3	Expenditures by Function	44
Figure 7	Combined Budget Expenditures by Function	45
Table 4	General Fund Revenues by Source	46
Figure 8	General Fund Revenues by Source	47
Figure 9	General Fund Expenditures	48
Table 5	General Fund Expenditures by Function	49
Figure 10	General Fund Expenditures by Function	50
Figure 11	Road & Bridge Fund Revenues by Source	50
Figure 12	Road & Bridge Fund Revenue Estimate	51
Figure 13	Road & Bridge Fund Budget	51

COMMUNITY PROFILE

Table 6	2023 Top 10 Tax Payers	59
Table 7	2023 Top 10 Employers	59

CAPITAL IMPROVEMENT PROGRAM

Figure 14	Capital Projects by Project Type	263
Figure 15	Capital Project Process	264
Table 8	Historical Bond Ratings	266
Table 9	Schedule of Requirements	266
Figure 16	Schedule of Requirements	267
Table 10	Historical Debt Requirements	267
Figure 17	Historical Debt and Capital Budget	267
Table 11	2003 Bond Election Sales by Year	268
Figure 18	2003 Bond Election Sales	268
Figure 19	2007 Bond Projects by City	268
Table 12	2007 Bond Sales by Year	269
Table 13	2018 Bond Election Projected Sales by Year	270
Table 14	Operating Impact by Project Type	272
Table 15	Operating Impact by Fund	272
Table 16	Budgeted Revenues and Expenditures by Bond/Tax Note Series	274
Table 17	FY 2024 Budgeted Revenues and Expenditures	275
Figure 21	Capital Project Quick Facts	276
Table 18	Project Summaries	277



THE PAGE INTENTIONALLY LEFT BLANK

Introduction



THE BATDRONE





Budget & Finance Office
2300 Bloomdale Road
Suite 4100
McKinney, Texas 75071
www.collincountytx.gov

December 9, 2023

Honorable Judge and Commissioners:

I am pleased to present the FY 2024 Adopted Budget for Collin County. This budget is submitted in accordance with all statutory requirements while lowering the tax rate and maintaining the homestead exemption. The FY 2024 Adopted Budget follows the 5-Year Plan as presented to the Commissioners Court. Collin County continues to focus on priority services, while still reducing the tax rate. The FY 2024 Adopted Budget reduces the tax rate, providing no tax rate increase for the 31st consecutive year, and maintaining the homestead exemption for the 16th year.

The certified roll adjusted taxable values were up 14.1% or \$27.4 billion, of which 3.9% or \$7.6 billion was for new construction while the remainder was increases in existing properties. This is better than our projections. The prior year Collin County experienced a 17.3% or \$28.7 billion increase with 3.8% or \$6.3 billion for new construction. While this year's growth is good news, conservative assumptions continue for future planning purposes.

The Total Adopted Combined Budget (excluding bond funds) is \$470.3 million. This total includes the Operating Funds (General, Road & Bridge, and Permanent Improvement Funds) \$302.6 million, Debt Service Funds (\$92.5 million) as well as all other funds (Healthcare, Insurance, Collin County Toll Road Authority, etc.) \$75.1 million. Funds utilizing property tax revenue are the General Fund (\$269.8 million), Permanent Improvement Fund (\$2.5 million), and Debt Service Fund (\$92.5 million).

Budget highlights include:

- > Reducing the tax rate by \$0.003100 to \$0.149343 per \$100 of valuation, marking the 31st consecutive year without a tax rate increase. This rate is higher than the No New Revenue Rate by \$0.011065.
- > Maintaining a homestead exemption of 5% with a \$5,000 minimum for the 16th year.
- > Personnel salary increases of 4% to be distributed through Pay-for-Performance on October 1st. Market movement and wage compression adjustments will occur in January.
- > A net increase to personnel of 72.0 FTEs. Departments with increases were Human Resources, Elections, County Clerk, Medical Examiner, District Clerk, Justice of the Peace, Pct. 4, 493rd District Court, 494th District Court, County Auditor, Tax Assessor/Collector, Purchasing, District Attorney, Building Superintendent, Sheriff's Office, Jail Operations, Juvenile Probation, Development Services, Road & Bridge, GIS, Engineering, Animal Shelter, Animal Control, CSCD.

Awards and Acknowledgements

The Government Finance Officers Association of the United States and Canada (GFOA) presented the Distinguished Budget Presentation Award to Collin County, Texas for its Annual Budget for the fiscal year beginning October 1, 2022. In order to receive this award, a governmental unit must publish a budget document that meets program criteria as a policy document, as a financial plan, as an operational guide, and as a communications device.

This award is valid for a period of one year only. We believe our current budget continues to conform to program requirements, and we are submitting it to GFOA to determine its eligibility for another award.

The Adopted FY 2024 Budget addresses the many needs of the County while reducing the tax rate. I look forward to working with you to ensure the budget represents the service level you and the citizens of Collin County expect.

Respectfully Submitted,

Mónica Arris

Budget and Finance Director

COUNTY OF COLLIN



Mission & Vision Statement

MISSION

The mission of Collin County is to deliver services including justice, public safety, infrastructure, and public health as mandated by the State of Texas and to execute other priorities as determined by the Commissioners Court.

VISION

Collin County carries out our mission by delivering timely, high quality state mandated services in the most cost effective and innovative manner possible. We strive for excellence from our employees and outstanding value for our citizens. We encourage citizen involvement and will maintain the family oriented quality of life we enjoy while preserving our rich heritage.

By maintaining low taxes and a strong tax base, Collin County is committed to high quality growth to attract successful businesses that provide excellent career opportunities for our citizens.

Collin County strives for financial stability, transparency, efficiency and effectiveness. We initiate discretionary projects after determining their value to our citizens.



Goals



Goal 1 – Maintain Financial Health

By maintaining assets, identifying new sources of funding, encouraging creativity, and recognizing excellence.



Goal 2 – Efficient And Open Government

To maintain public trust through responsible use of public resources, accountability, and openness of government while managing all county resources to anticipate and respond effectively and efficiently to the growing needs of Collin County.



Goal 3 – Health And Safety

Provide a safer community by promoting leadership, innovation and implementation of technology in public safety, emergency management and codes compliance to protect and serve the county residents, visitors, businesses and historic assets.

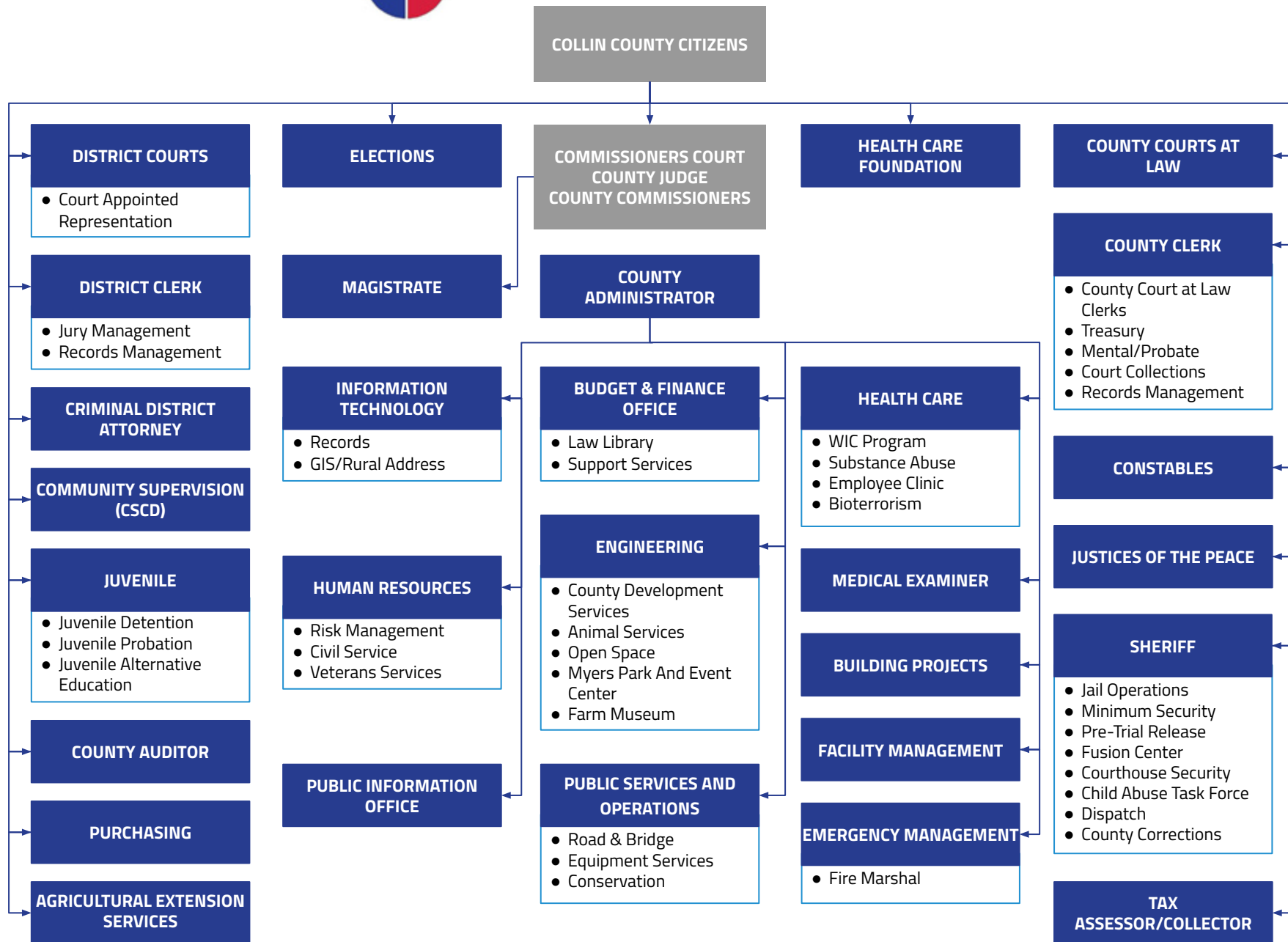


Goal 4 – Mobility And Transportation

Provide transportation planning studies and right of way acquisitions to leverage funding from the state and federal governments that will advance projects desired by the County.

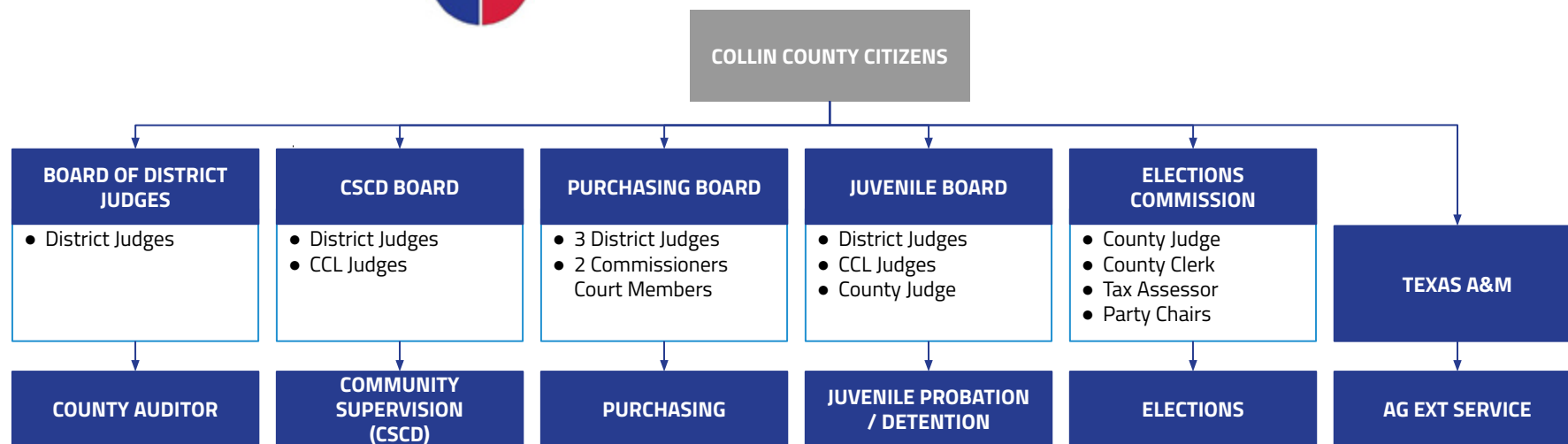


Collin County Organizational Chart





Collin County Organizational Chart



County Auditor: Per Section 84.002 of the Local Government Code, in a county with a population of 10,200 or more, the district judges shall appoint a county auditor. The term of office of a county auditor is two years. By law, the County Auditor has oversight of all financial books and records of all officers of the County and is charged with administering the budget.

Community Supervision (CSCD): Defined by Local Government Code 140.003 as a specialized local entity, the Collin County Community Supervision Department is locally administered at the county level and is regulated by state law. The Director of CSCD reports to the Board of District Judges which consists of District Judges and County Court Judges. The Board of District Judges is responsible for approving the department’s budget.

Elections: Per Section 31.032 of the Texas Election Code, the position of county elections administrator is filled by appointment of the county election commission, which consists of the county judge, the county clerk, the county tax assessor-collector and the county chair of each political party. The duties of the Elections Administrator are to facilitate voter registration and conduct elections.

Juvenile Probation/Detention: The Juvenile Services Department is defined by Local Government Code 140.003 as a specialized local entity. The Collin County Juvenile Services Department is locally administered at the county level and is regulated by state law. The Director of Juvenile Services is appointed and reports to the Juvenile Board which consists of District Judges, County Court Judges, and the County Judge. The Juvenile Board is responsible for approving the department’s budget.

Purchasing: The Purchasing Department is defined by Local Government Code 140.003 as a specialized local entity. In accordance with state statutes, the Purchasing Department is charged with the contracting and purchasing of supplies, materials, and equipment for county use. The Purchasing Agent is appointed and reports to a Purchasing Board which consists of three District Judges and two County Commissioners. The Purchasing Board is responsible for approving the department’s budget.

Texas A&M AgriLife Extension Services: Is a statewide educational agency and is a partnership between Collin County Commissioners’ Court, the Texas A&M University System and the United States Department of Agriculture. This service teaches people how to improve agriculture and food production, advance health practices, protect the environment, and enrich youth.

County of Collin

Elected Officials

Commissioners Court

Chris Hill, County Judge
 Susan Fletcher, Commissioner Pct. 1
 Cheryl Williams, Commissioner Pct. 2
 Darrell Hale, Commissioner, Pct. 3
 Duncan Webb, Commissioner, Pct. 4

Constables

Matt Carpenter, Pct. 1
 Gary Edwards, Pct. 2
 Sammy Knapp, Pct. 3
 Joe Wright, Pct. 4

County Clerk

Stacey Kemp

County Court-at-Law Judges

Corinne Mason, CCL 1
 Barnett Walker, CCL 2
 Lance S. Baxter, CCL 3
 David Rippel, CCL 4
 Randy Johnson, CCL 5
 Jay A. Bender, CCL 6
 David Waddill, CCL 7
 Weldon Copeland, CC Probate

District Attorney

Greg Willis

District Clerk

Michael Gould

District Judges

Angela Tucker, 199th District Court
 Jennifer Edgeworth, 219th District Court
 John Roach, Jr., 296th District Court
 Tom Nowak, 366th District Court
 Benjamin N. Smith, 380th District Court
 George B. Flint, 401st District Court
 Andrea Thompson, 416th District Court
 Cynthia Wheless, 417th District Court
 Jill Renfro Willis, 429th District Court
 Lindsey Wynne, 468th District Court
 Piper McCraw, 469th District Court
 Brooke Fulks, 470th District Court
 Andrea K. Bouressa, 471st District Court
 Christine A. Nowak, 493rd District Court

Justice of the Peace

Paul Raleeh, Pct. 1
 Ellen Skinner, Pct. 2
 Mike Missildine, Pct. 3
 Vincent Venegoni, Pct. 4

Sheriff

James Skinner

Tax Assessor / Collector

Kenneth Maun

Appointed Officials / Department Heads

Caren Skipworth, Chief Information Officer
 Linda Riggs, County Auditor
 Bill Bilyeu, County Administrator
 Monika Arris, Director of Budget & Finance
 Bill Burke, Director of Building Projects
 Yoon Kim, Director of CSCD
 Clarence Daugherty, Director of Engineering
 Rick Monk, Director of Facilities
 Cynthia Jacobson, Director of Human Resources

Hiram Hadnot, Director of Juvenile Services
 Jon Kleinheksel, Director of Public Services & Operations
 Bruce Sherbet, Elections Administrator
 Candy Blair, Health Care Administrator
 Jason Browning, Emergency Manager / Fire Marshal
 Dr. Keng-Chih Su, Medical Examiner
 Michelle Charnoski, Purchasing Agent
 Lisa Bronchetti, Magistrate Judge



THE PAGE INTENTIONALLY LEFT BLANK

Executive Summary



Executive Summary FY 2024 Adopted Budget

Overview

The Adopted Budget for FY 2024 continues to hold to the established principles in Collin County of conservative fiscal planning with county priorities of judicial improvements and transportation. Commissioners Court adopted a budget that reduces the tax rate to \$0.149343 per \$100 valuation for the citizens of Collin County.

There were no changes from the FY 2024 Proposed Budget to the FY 2024 Adopted Budget.:

Collin County is still showing a large population increase of 36.06% since the 2010 census. The county is now the 6th most populous county in Texas with a population of just over 1 million. In addition to the challenge of tremendous population growth, the county is also faced with the continued funding of programs mandated by the State of Texas. The Adopted Budget represents strategies that bring recurring expenditures in line with revenues while continuing to provide a high level of services to constituents.

The Adopted Budget also provides for targeted initiatives in Commissioners Court priority areas. These initiatives are included in the Adopted Budget without the need for an increase in the overall property tax rate for the thirty- first consecutive year.

Goals



Goal 1 – Maintain Financial Health

By maintaining assets, identifying new sources of funding, encouraging creativity, and recognizing excellence.

Objectives:

- > Align revenue and expense growth
- > Allocate proper funding for maintenance of County asset
- > Provide transparent and accountable financial management
- > Create a comprehensive and long-term approach for operational costs and capital improvements that meet the public's expectations and preserve the county's strong financial position
- > Continue active pursuit of Federal/State/Private reimbursements and grant opportunities
- > Maintain a fund balance of 180 days
- > Maintain AAA/Aaa bond rating

All departments are required to operate in a fiscally responsible manner. Recognizing that the provision of services costs money, we still strive to make each dollar produce the most service. The budget works to reward those programs that operate most efficiently while encouraging all to hone their operations to produce the most efficient result.

The General Fund Balance is projected to be \$215.0 million (or 267 days of fund balance) after reserves. Collin County has been able to keep an excess of 180 days due to the continued increase of net taxable property valuations, 14.1% increase in 2023, and conservative budgeting while continuing to reduce the tax rate. Maintaining a minimum of 180 days of fund balance ensures the County has funds in case of an emergency such as a natural disaster, while ensuring we are fiscally prudent with tax payers' dollars.

In the financial marketplace, the highest level of scrutiny is reserved for those organizations that seek to borrow money. Collin County's process for borrowing money in the financial markets takes the form of a bond sale. Each bond sale is subjected to a rating of the county's economic stability, management practices, and financial prospects by independent rating agencies. Of the 254 counties in Texas, Collin County is one of seven Texas counties to receive an AAA/Aaa rating from Standard & Poor's rating agency and Moody's bond rating service, respectively. Both ratings are the highest possible rankings available, and were most recently affirmed in the spring of 2023.

Effective and efficient use of resources is necessary to achieve the goals and objectives of the county. Collin County participates in a variety of mandatory and voluntary programs to help maintain the quality of its financial management practices by ensuring openness and accountability for public resources. Through the Government Finance Officers Association, Collin County has been awarded the Certificate of Achievement for Excellence in Financial Reporting each year since 1978, and the Distinguished Budget Presentation Award each year since 2005.



Goal 2 – Efficient And Open Government

To maintain public trust through responsible use of public resources, accountability, and openness of government while managing all county resources to anticipate and respond effectively and efficiently to the growing needs of Collin County.

Objectives:

- > Enable data-driven decision making
- > Utilize information technology to improve efficiency and effectiveness
- > Evaluate/Assess current business processes
- > Continue to evaluate and plan for efficient use of all County buildings
- > Adopt and use technology to improve service delivery, streamline processes, and improve access to information
- > Fund technology efforts to reach and provide service to all people we serve

One of Collin County's primary goals is to meet residents' current needs while continuing to plan for the future needs. Planning for the future ensures that the county will continue to make wise long-term decisions related to its facilities and infrastructure.

The Budget and Construction Projects Departments were tasked with performing a space study to determine the personnel increases for the next 5 and 10 year periods, then using that information to determine the buildings and departments that might have problems accommodating those personnel increases. The study is broken out into four sections: Departments with future space shortages per Budget Office projected staffing, Departments with future space shortages per their projected staffing, Buildings with space issues in the next 10 years, and buildings with shell space available. This plan provides a detailed road map to help guide a current and future county leadership plan, acquire and build facilities to meet the needs of its citizens which include facilities that are 1) accessible and convenient to the general public; 2) safe and efficient for the employees of the county; and 3) sustainable, energy efficient, with low maintenance and operational costs.

Priorities are continuously reassessed to ensure that the county is committing its resources to the services, programs and projects that are most important and most effective in meeting its responsibilities. County government is an essential part of society, and Collin County is doing what it needs to do to adapt to the challenges it faces now and into the future.



Goal 3 – Health And Safety

Provide a safer community by promoting leadership, innovation and implementation of technology in public safety, emergency management and codes compliance to protect and serve the county residents, visitors, businesses and historic assets.

Objectives:

- > Provide citizens of Collin County with efficient and effective animal control/shelter services.
- > Maintain GIS maps to be compliant with 911.
- > Continue to enhance the protection of lives and property of citizens from emergencies and disasters by coordinating emergency preparedness, mitigation, response and recovery efforts.
- > Continue to provide Indigent Medical, STD/HIV Clinic, Substance Abuse Program, Tuberculosis Clinic, WIC (Women, Infants and Children) programs.
- > Provide pretrial services thereby offering the Courts an alternative to incarceration and providing risk assessment information for more informed release decisions resulting in a safer community.
- > Continue to effectively provide support, advocacy and information to the victims and witnesses of crime throughout Collin County by providing the required services as specified in the guidelines outlined by the Department of Criminal Justice System.

Collin County established the Healthcare Foundation to provide indigent healthcare for Collin County residents. Collin County helps fund non-profit health care providers and clinics throughout the area that offer various health care needs from visual screenings for kids to prescription assistance to medical help for seniors, and more. The Indigent Program provides health care services to qualified indigent citizens of Collin County. The County offers a primary care services program that is a partnership between Collin County's Health Care Services and PrimaCare Medical Centers. This program is an option for families who earn less than 100% of the federal poverty guidelines and need of primary or urgent care services. In addition, the County offers a STD/HIV Clinic, Substance Abuse Program, Tuberculosis Clinic, WIC (Women, Infants and Children) programs. Collin County also

investigates and studies diseases and health conditions in Collin County through information reported to county physicians from hospitals, schools, the public, and other local, regional, and state health departments.



Goal 4 – Mobility And Transportation

Provide transportation planning studies and right of way acquisitions to leverage funding from the state and federal governments that will advance projects desired by the County.

Objectives:

- > Maintain mobility plans
- > Build and maintain county roads
- > Foster transportation mobility and accessibility
- > Plan, prioritize, and commit to high priority capital improvements
- > Develop strategies and collaborate on regional road planning

Collin County has been developing and updating Mobility Plans for well over 30 years. In addition to the US 75 freeway and the President George Bush Tollway, Dallas North Tollway and Sam Rayburn Tollway, the County, in 2000, began planning for an Outer Loop to provide adequate mobility in the northern and eastern parts of the County. Based on projections and comparisons to the freeway network and populations in Dallas and Tarrant Counties, the Collin County Commissioners Court in 2016 determined that the Mobility Plan was not adequate and that additional freeways would be needed.

The process for development of new freeways is a very lengthy effort. The process involves the Texas Department of Transportation (TxDOT), the Federal Highway Administration, the North Texas Metropolitan Planning Organization, Collin County and affected cities. Although funding should eventually be available to TxDOT for these projects, the Commissioners Courts wants to expedite the development to these freeways as much as possible.

On November 6, 2018 Collin County called a bond election for transportation and open space projects. Proposition A in the amount of \$600 million is for non-tolled high speed highways and freeways and related service and frontage roads including participation in joint county-state and county-city projects. Proposition B in the amount of \$140 million is for construction of thoroughfares including participation in joint county-state and county-city projects.

The county continues its efforts at maintaining and developing its infrastructure, particularly 720 miles of county roads, non-tolled high speed highways and freeways.

Budget Impact

The budget was built with the Commissioners Court priorities as well as conservative fiscal planning as the primary guidance building the FY 2024 Adopted Budget. The Total Adopted Combined Budget (excluding bond funds) is \$470.3 million. This total includes the Operating Funds (General, Road & Bridge, and Permanent Improvement Funds \$302.6 million), Debt Service Funds (\$92.5 million) as well as all other funds (Grant, Insurance, etc. \$75.1 million). The General Fund budget accounts for the largest portion of the Adopted Budget with \$269.8 million.

Included in the budget are personnel salary increases of 4% to be distributed through Pay-for- Performance. Market movement adjustments for the county are included and will occur in January. A net total of 72 FTEs were added. These positions include:

General Fund		
1.0	Management Trainer	Human Resources
1.0	HR Generalist - Compensation	Human Resources
1.0	HR Generalist - Employee Relations	Human Resources
1.0	HR Generalist - SO Liasion	Human Resources
1.0	Records and Audit Coordinator	Elections
1.0	Functional Analyst	Elections
1.0	Lead Clerk	County Clerk
1.0	Compliance Analyst	County Clerk
1.0	Autopsy Tech	Medical Examiner
1.0	Field Agent	Medical Examiner
1.0	Deputy District Clerk I	District Clerk
1.0	Lead Clerk	District Clerk
1.0	Senior Administrator	District Clerk
1.0	Deputy District Clerk II - Criminal Case Mgmt.	District Clerk
1.0	Deputy District Clerk II - Case Mgmt.	District Clerk
2.0	Deputy District Clerk II - New Courts	District Clerk
1.0	Legal Clerk I	Justice of the Peace, Pct. 4
1.0	District Judge	493rd District Court
1.0	Court Coordinator	493rd District Court
1.0	Court Officer	493rd District Court
1.0	Court Reporter	493rd District Court
1.0	District Judge	494th District Court
1.0	Court Coordinator	494th District Court
1.0	Court Officer	494th District Court
1.0	Court Reporter	494th District Court
1.0	Accounts Payable Technician	County Auditor
1.0	Title Specialist II	Tax Assessor/Collector
1.0	Lead Clerk - Property Tax	Tax Assessor/Collector
1.0	Senior Buyer	Purchasing
1.0	Buyer II	Purchasing
1.0	Felony Prosecutor - Domestic Violence	District Attorney
1.0	Secretary	District Attorney
1.0	Trial Bureau Chief	District Attorney

INTRODUCTION

PERSONNEL

FUND SUMMARIES

DEPARTMENTS

CAPITAL IMPROVEMENT PROGRAM

STATISTICS

POLICIES

COURT ORDERS

APPENDIX

General Fund (Continued)		
1.0	Felony Appellate Attorney	District Attorney
1.0	Victim Assistance Coordinator	District Attorney
1.0	Building Projects Coordinator	Building Superintendent
2.0	Lieutenant	Sheriff's Office
2.0	Deputy Sheriff - Criminal Investigations Unit General Crimes	Sheriff's Office
2.0	Deputy Sheriff - Criminal Investigations Unit Narcotics	Sheriff's Office
3.0	Deputy Sheriff - Courthouse	Sheriff's Office
1.0	Sergeant - Courthouse	Sheriff's Office
-1.0	Secretary	Sheriff's Office
14.0	Detention Officer - 4 months of funding	Jail Operations
2.0	Jail Sergeant - 2 months of funding	Jail Operations
-9.0	Food Service Tech	Jail Operations
-1.0	Food Service Supervisor	Jail Operations
6.0	Juvenile Probation Officer	Juvenile Probation
1.0	Juvenile Probation Unit Supervisor	Juvenile Probation
1.0	Inspector	Development Services
60.0	General Fund Net Total	

Other Funds		
1.0	GIS Coordinator	GIS
1.0	Superintendent R&B	Road & Bridge
2.0	Inspector	Road & Bridge
2.0	Senior Civil Engineer	Engineering
1.0	Environmental Construction Specialist	Engineering
1.0	Functional Analyst	Engineering
1.0	Foster/Rescue/Adoption Coordinator	Animal Shelter
1.0	Animal Services Manager	Animal Shelter
1.0	Animal Control Officer	Animal Control
1.0	Supervisor (CSCD)	CSCD
12.0	Other Funds Net Total	

72.0 Net Total Position Add/Changes

INTRODUCTION

PERSONNEL

FUND SUMMARIES

DEPARTMENTS

CAPITAL IMPROVEMENT PROGRAM

STATISTICS

POLICIES

COURT ORDERS

APPENDIX

INTRODUCTION
 PERSONNEL
 FUND SUMMARIES
 DEPARTMENTS
 CAPITAL IMPROVEMENT PROGRAM
 STATISTICS
 POLICIES
 COURT ORDERS
 APPENDIX

Impact to the Tax Payer

The Commissioners Court lowered the tax rate from \$0.152443 to \$0.149343, a reduction of \$0.003100, marking the 31st consecutive year with no tax rate increase while maintaining the homestead exemption of 5% with a \$5,000 minimum.

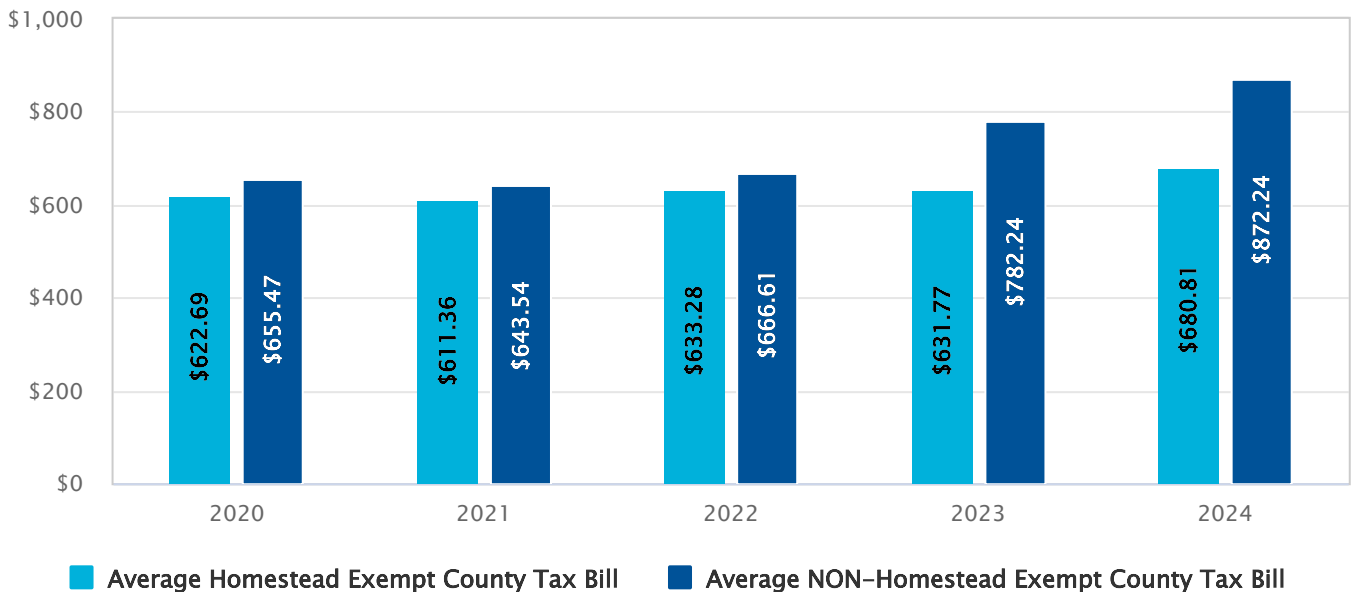
The No New Revenue Tax Rate enables the public to evaluate the relationship between property taxes for the prior year and for the current year based on a tax rate that would produce the same amount of property taxes to the county (no new revenues to the county) if applied to the same properties that are taxed in both years. This includes both residential and commercial properties. The Commissioners Court adopted a tax rate that will generate a slightly higher property tax payment on the same property over the previous year for the average homeowner in Collin County with a homestead exemption. This rate is higher than the No New Revenue Rate by \$0.011065, but lower than the previous year’s tax rate by \$0.003100.

The average value of a home last year was \$513,136. Based on last year’s tax rate of \$0.152443 per \$100 taxable value (and the 5% homestead exemption), the amount of taxes imposed last year on the average homeowner with a homestead exemption was \$631.77.

The average home value of a home this year is \$584,050. According to the Collin Central Appraisal District, this is a 13.8% increase from the prior year’s average value. Residential properties with a homestead exemption are capped at 10% growth over the prior year taxable value. Because of this, and based on the adopted tax rate of \$0.149343 per \$100 taxable value (and the 5% homestead exemption), the amount of taxes imposed this year on the average home would be \$680.81. The average homeowner with a homestead exemption will be paying \$49.04 more per year in county property taxes.

Figure 1 – Property Taxes by Fiscal Year

County Taxes by Fiscal Year



Economic Outlook

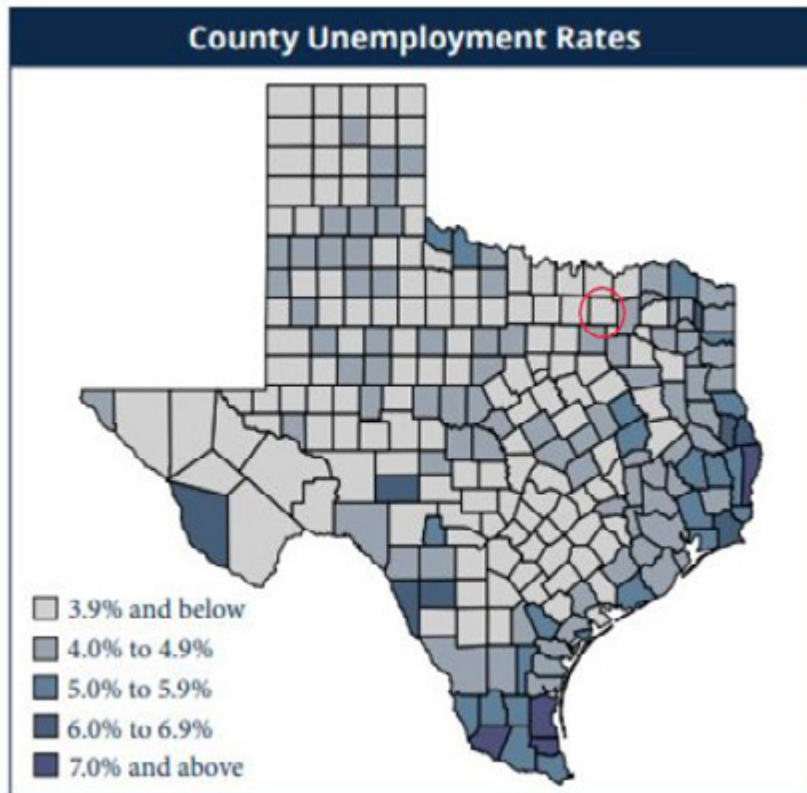
The economic base of Collin County consists of various manufacturing, computer technology, electronics, finance/insurance, construction, and agriculture. Major industries with headquarters or divisions located within the County include telecommunication, computer technology, electronics, retail, the food industry, automobile and insurance institutions. Collin County’s economy continues to outperform the state and national economies in spite of the recent struggles with the national economy. New employers continue to seek out the high quality of life in Collin County every day.

Table 1 - Unemployment Rates

	September 2023	September 2022	September 2021	September 2020	September 2019	September 2018
Collin County	3.7%	3.1%	3.9%	5.9%	3.0%	3.3%
State of Texas	4.1%	4.0%	5.6%	8.3%	3.5%	3.7%
United States	3.8%	3.5%	4.8%	7.9%	3.5%	3.7%

Source: Texas Labor Market Review October 2023 – Texas Workforce Commission

Figure 2 – Unemployment Rates by County



Source: Texas Labor Market Review October 2023 – Texas Workforce Commission

Other indicators of future economic performance can be observed by the Gross Domestic Product (GDP) output. The Gross Domestic Product (GDP) is defined by the Department of Commerce as the measurement of all goods and services produced by workers and capital located within the United States, regardless of ownership. Real GDP increased at an annual rate of 4.9% in the third quarter of 2023, following an increase of 2.1 percent in the second quarter. The increase in the third quarter primarily reflected increases in consumer spending, exports, government spending, and residential fixed investment that were partly offset by a decrease in nonresidential fixed investments. Imports, which are a subtraction in the calculation of GDP increased.

Appraised adjusted taxable values in Collin County have increased 14.1% from 2022 to 2023. Because ad valorem taxes account for 87% of the General Fund revenue (excluding reserves) for the County, new real estate construction is a vital component of the County's ability to respond to demands for increasing services. Of the 14.1% increase in adjusted appraised value, 3.9% is from new construction. The other 10.2% is from increased appraisals on existing properties. Collin County has a long record of minimizing the burden county government places on its citizens. Despite the financial challenges faced by the County, the Adopted Budget does not increase the County's tax rate for the thirty-first straight year and maintains the County's homestead exemption for the sixteenth year.

Multi-Year Forecast

The County uses a Five-Year planning analysis to inform the Commissioners Court and the community of the short and long-term effects of budgetary decisions as well as economic pressures. The funds included in the Five-Year Plan are the funds receiving tax dollars. This includes the General Fund, Road & Bridge Fund, Permanent Improvement Fund, and the Healthcare Foundation Fund. Other funds receive special revenues with restrictions on spending. Projects in those funds are limited to the revenues they receive.

The Five-Year Plan funding analysis includes the following assumptions:

- > Conservative growth rate of 4.0% in taxable property values
- > An average of 3.8% growth on other areas of revenue sources
- > Jail Expansion to be completed and open last few months of FY 2024. One pod will be staffed for 2 months in FY 2024. Full funding for 1st pod plus staffing for 2nd pod included in FY 2025.
- > Increase in utilities in FY 2025 due to opening of Jail Expansion
- > Adding expenditures for potential judicial expenses in FY 2026 and FY 2027
- > Vehicle refresh is budgeted annually in the General Fund and the Road & Bridge Fund. Plan includes continued funding of annual budget for scheduled replacement vehicles
- > Additional funding needed to maintain a 120-180 day fund balance in Healthcare Foundation Fund
- > Assumption of expenses to cover the rising cost of employee medical insurance
- > Five bond propositions will be on the November 7, 2023 election ballot totaling \$683.355 million. 5-year plan assumes all 5 bond propositions pass. Facilities bonds (\$280.9 million) to be sold in 2024 and 2025. Remaining Road (\$380 million) and Parks/Open Space bonds (\$22.45 million) to be sold equally over 5 years.
- > No increase to the tax rate over the next 5 years.

General Fund (0001) FY 2024 - FY 2029

The general operating fund of the County. The General Fund is used to account for all financial resources except those required to be accounted for in another fund. Primary expenditures are for general administration, public safety, and judicial, state prosecution, and capital outlay.

	FY 2020 Actual	FY 2021 Actual	FY 2022 Actual	FY 2023 Actual	FY 2024 Adopted	FY 2025 Projected	FY 2026 Projected	FY 2027 Projected	FY 2028 Projected	FY 2029 Projected
Beginning Balance	\$ 235,000,082	\$ 251,520,975	\$ 279,201,919	\$ 273,766,559	\$ 277,121,541	\$ 277,123,331	\$ 273,945,631	\$ 268,982,500	\$ 261,036,116	\$ 252,784,027
Revenue										
Taxes	\$ 179,549,060	\$ 186,257,463	\$ 191,304,034	\$ 207,305,328	\$ 234,059,962	\$ 243,524,703	\$ 253,276,787	\$ 263,422,003	\$ 273,973,722	\$ 284,945,551
Fees/Charges For Services	20,576,413	23,024,911	23,333,810	23,001,622	19,386,660	19,968,260	20,567,308	21,184,327	21,819,857	22,474,452
Fines	1,202,936	1,066,906	1,260,580	1,304,944	1,141,000	1,175,230	1,210,487	1,246,802	1,284,206	1,322,732
Insurance/Employee Benefit	37,795	25,372	14,489	28,418	-	-	-	-	-	-
Intergovernmental Rev	6,307,736	6,942,038	8,451,391	9,176,874	7,179,770	7,395,163	7,617,018	7,845,529	8,080,894	8,323,321
Investment Revenues	3,929,340	1,871,779	2,617,838	12,235,498	7,193,528	7,481,269	7,780,520	8,091,741	8,415,410	8,752,027
License & Permits	592,050	766,451	719,103	636,992	706,000	748,360	793,262	840,857	891,309	944,787
Other Revenue	2,180,732	694,724	1,050,073	633,379	125,500	125,500	125,500	125,500	125,500	125,500
Total Revenues	\$ 214,376,062	\$ 220,649,644	\$ 228,751,318	\$ 254,323,055	\$ 269,792,420	\$ 280,418,485	\$ 291,370,882	\$ 302,756,759	\$ 314,590,898	\$ 326,888,370
Other Financing Sources	\$ 3,924	\$ 63,288	\$ 11,755	\$ 908,274	\$ -	\$ -	\$ -	\$ -	\$ -	\$ -
Total Resources	\$ 449,380,068	\$ 472,233,907	\$ 507,964,992	\$ 528,997,888	\$ 546,913,961	\$ 557,541,816	\$ 565,316,513	\$ 571,739,259	\$ 575,627,014	\$ 579,672,397
Expenditures										
Salary & Benefits	\$ 114,598,796	\$ 125,149,694	\$ 143,025,025	\$ 154,628,963	\$ 178,253,449	\$ 188,277,389	\$ 201,895,361	\$ 213,099,831	\$ 227,371,312	\$ 239,876,734
Training & Travel	507,054	689,717	813,742	982,688	1,664,181	1,672,502	1,680,864	1,689,269	1,697,715	1,706,204
Maintenance & Operations	52,892,053	57,277,295	66,876,214	64,306,203	81,770,464	82,159,316	82,964,943	83,418,963	83,875,253	84,294,629
Capital Outlay	5,910,066	4,257,139	3,726,196	3,805,668	3,846,206	3,884,668	3,923,515	3,962,750	4,002,377	4,042,401
Debt Service	-	-	306,894	1,121,876	-	-	-	-	-	-
TCDRS One-Time Payment	17,074,902	-	14,500,000	22,944,000	-	-	-	-	-	-
Large One-Time Road Expenditure	3,052,994	254,901	44,576	117,694	-	-	-	-	-	-
Other One-Time Expenditure	1,580,622	2,245,195	2,467,777	306,124	-	-	-	-	-	-
Sub-Total Expenditures	\$ 195,616,487	\$ 189,873,941	\$ 231,760,424	\$ 248,213,216	\$ 265,534,300	\$ 275,993,875	\$ 290,464,683	\$ 302,170,813	\$ 316,946,657	\$ 329,919,968
Transfers	\$ 2,242,606	\$ 3,158,047	\$ 2,438,009	\$ 3,663,131	\$ 4,256,330	\$ 3,886,330	\$ 5,296,330	\$ 5,636,330	\$ 5,896,330	\$ 6,106,330
Total Expenditures W/ Transfers	\$ 197,859,093	\$ 193,031,988	\$ 234,198,433	\$ 251,876,347	\$ 269,790,630	\$ 279,880,205	\$ 295,761,013	\$ 307,807,143	\$ 322,842,987	\$ 336,026,298
New Recurring Personnel	\$ -	\$ -	\$ -	\$ -	\$ -	\$ 3,092,622	\$ 95,000	\$ 2,418,000	\$ -	\$ -
New Recurring M&O	-	-	-	-	-	392,866	39,000	39,000	-	-
New One-Time M&O	-	-	-	-	-	105,492	-	-	-	-
New One-Time Capital	-	-	-	-	-	125,000	439,000	439,000	-	-
Total Appropriations	\$ 197,859,093	\$ 193,031,988	\$ 234,198,433	\$ 251,876,347	\$ 269,790,630	\$ 283,596,185	\$ 296,334,013	\$ 310,703,143	\$ 322,842,987	\$ 336,026,298
Ending Balance										
Reserved-Outer Loop	\$ 45,767,874	\$ 45,776,249	\$ 45,776,249	\$ 45,776,249	\$ 45,776,249	\$ 45,776,249	\$ 45,776,249	\$ 45,776,249	\$ 45,776,249	\$ 45,776,249
Reserved	-	24,212,150	24,212,150	17,912,860	7,049,925	7,049,925	7,049,925	7,049,925	7,049,925	7,049,925
Com-Capital Murder	2,000,000	2,000,000	2,000,000	2,000,000	2,000,000	2,000,000	2,000,000	2,000,000	2,000,000	2,000,000
Com-Special Elections	200,000	200,000	200,000	200,000	200,000	200,000	200,000	200,000	200,000	200,000
Com-Utilities	500,000	500,000	500,000	500,000	500,000	500,000	500,000	500,000	500,000	500,000
Com-Lars Projects	6,000,000	6,000,000	6,000,000	6,000,000	6,000,000	6,000,000	6,000,000	6,000,000	6,000,000	6,000,000
Surety Bond Clerks	600,000	600,000	600,000	600,000	600,000	600,000	600,000	600,000	600,000	600,000
Total Reserves	\$ 55,067,874	\$ 79,288,399	\$ 79,288,399	\$ 72,989,109	\$ 62,126,174	\$ 62,126,174	\$ 62,126,174	\$ 62,126,174	\$ 62,126,174	\$ 62,126,174
Fund Balance After Reserves	\$ 196,453,101	\$ 199,913,520	\$ 194,478,160	\$ 204,132,432	\$ 214,997,157	\$ 211,819,457	\$ 206,856,326	\$ 198,909,942	\$ 190,657,853	\$ 181,519,925

INTRODUCTION

PERSONNEL

FUND SUMMARIES

DEPARTMENTS

CAPITAL IMPROVEMENT PROGRAM

STATISTICS

POLICIES

COURT ORDERS

APPENDIX

General Fund 5-Year Forecast Model Assumptions

Long-term Collin County General Fund Goals: (1) To maintain the current tax rate or adopt the No-New-Revenue Tax Rate or as close to the No-New-Revenue Tax Rate as possible while (a) maintaining the ability to sell Transportation and Parks & Open Space Bonds in the future, and (b) to absorb the Health Care Trust expenditures; (2) To maintain the County's AAA bond rating; (3) Maintain 180 days or more of fund balance. The County does plan on going above the No-New-Revenue Tax Rate, but not the current tax rate, with the opening of the jail expansion due to anticipated increased expenditures for new personnel, increased utilities and maintenance in FY 2025 and with the addition of potential judicial expenses in FY 2026 and FY 2027.

Property Taxes: The County is showing continued growth. The certified roll was up 14.1% over last year. This is higher than anticipated. The prior year Collin County experienced a 17.3% increase. Residential properties with a homestead exemption are capped at a maximum of 10% growth in taxable value per statute. If values remain static, the County will still see an increase in taxable value on these homes as they catch up to this year's market value. With that said, the Commissioners Court maintains a conservative outlook for the future. The above model uses a conservative growth rate of 3 % in taxable property values. The General Fund will receive \$0.106420 of the \$0.149343 tax rate in FY 2024, \$0.000700, or -0.65%, from FY 2023.

Future Planned Large Expenditures:

FY 2025 - Full funding for 1st pod of the jail expansion plus staffing for 2nd pod. Increase in utilities for new jail cluster. Refresh of light bars on law enforcement vehicles.

FY 2026 and FY 2027 - Potential judicial system expenses

Transfers:

Increase of transfer to Healthcare Fund annually to maintain 120-180 days

Other Expenditures of note:

Technology refresh is budgeted annually in the General Fund. This includes servers, computers, printers, scanners, etc.

Vehicle refresh is budgeted annually in the General Fund. This includes Sheriff, Constable, ground maintenance and general county vehicles.

Road And Bridge Fund (1010)

FY 2024 - FY 2029

The primary fund used to account for activities affecting County-owned roads, including right-of-way acquisitions, construction, operations, and maintenance.

	FY 2020 Actual	FY 2021 Actual	FY 2022 Actual	FY 2023 Actual	FY 2024 Adopted	FY 2025 Projected	FY 2026 Projected	FY 2027 Projected	FY 2028 Projected	FY 2029 Projected
Beginning Balance	\$ 58,060,515	\$ 58,408,255	\$ 66,719,897	\$ 73,647,299	\$ 77,364,044	\$ 73,496,010	\$ 69,484,897	\$ 64,929,685	\$ 60,917,242	\$ 56,833,223
Revenue										
Taxes	\$ -	\$ -	\$ -	\$ -	\$ -	\$ -	\$ -	\$ -	\$ -	\$ -
Fees/Charges For Services	20,897,174	23,144,434	24,570,073	26,466,570	24,075,400	24,797,662	25,541,592	26,307,840	27,097,075	27,909,987
Fines	947,558	1,246,464	885,082	736,638	762,000	762,000	762,000	762,000	762,000	762,000
Insurance/Employee Benefit	-	-	-	-	-	-	-	-	-	-
Intergovernmental Rev	-	2,189,853	-	-	-	-	-	-	-	-
Investment Revenues	910,697	407,306	542,695	2,390,186	1,421,717	1,450,151	1,479,154	1,508,737	1,538,912	1,569,690
License & Permits	7,182	9,495	6,129	9,703	6,000	6,300	6,615	6,946	7,293	7,658
Other Revenue	455,931	578,449	581,575	193,852	160,000	160,000	160,000	160,000	160,000	160,000
Total Revenues	\$ 23,218,542	\$ 27,576,001	\$ 26,585,554	\$ 29,796,949	\$ 26,425,117	\$ 27,176,113	\$ 27,949,361	\$ 28,745,523	\$ 29,565,280	\$ 30,409,335
Other Financing Sources	\$ -	\$ -	\$ -	\$ -	\$ -	\$ -	\$ -	\$ -	\$ -	\$ -
Total Resources	\$ 81,279,057	\$ 85,984,256	\$ 93,305,451	\$ 103,444,248	\$ 103,789,161	\$ 100,672,123	\$ 97,434,258	\$ 93,675,208	\$ 90,482,522	\$ 87,242,558
Expenditures										
Salary & Benefits	\$ 7,926,432	\$ 7,783,723	\$ 8,031,437	\$ 8,300,500	\$ 10,661,998	\$ 11,262,708	\$ 11,882,157	\$ 12,535,675	\$ 13,225,138	\$ 13,952,520
Training & Travel	11,899	6,395	16,782	28,320	69,244	69,590	69,938	70,288	70,639	70,992
Maintenance & Operations	11,883,132	10,023,678	9,791,826	15,387,285	14,586,410	14,729,674	14,876,971	15,025,741	15,175,998	15,327,758
Capital Outlay	3,049,339	1,382,563	1,818,107	2,364,099	4,975,499	5,025,254	5,075,507	5,126,262	5,177,524	5,229,299
Sub-Total Expenditures	\$ 22,870,802	\$ 19,196,359	\$ 19,658,152	\$ 26,080,204	\$ 30,293,151	\$ 31,087,226	\$ 31,904,573	\$ 32,757,966	\$ 33,649,299	\$ 34,580,569
Transfers	\$ -	\$ 68,000	\$ -	\$ -	\$ -	\$ -	\$ -	\$ -	\$ -	\$ -
Total Expenditures W/ Transfers	\$ 22,870,802	\$ 19,264,359	\$ 19,658,152	\$ 26,080,204	\$ 30,293,151	\$ 31,087,226	\$ 31,904,573	\$ 32,757,966	\$ 33,649,299	\$ 34,580,569
New Recurring Personnel	\$ -	\$ -	\$ -	\$ -	\$ -	\$ -	\$ -	\$ -	\$ -	\$ -
New Recurring M&O	-	-	-	-	-	-	-	-	-	-
New One-Time M&O	-	-	-	-	-	100,000	-	-	-	-
New One-Time Capital	-	-	-	-	-	-	600,000	-	-	-
Total Appropriations	\$ 22,870,802	\$ 19,264,359	\$ 19,658,152	\$ 26,080,204	\$ 30,293,151	\$ 31,187,226	\$ 32,504,573	\$ 32,757,966	\$ 33,649,299	\$ 34,580,569
Ending Balance	\$ 58,408,255	\$ 66,719,897	\$ 73,647,299	\$ 77,364,044	\$ 73,496,010	\$ 69,484,897	\$ 64,929,685	\$ 60,917,242	\$ 56,833,223	\$ 52,661,989
303004 - Com-Fuel	\$ 500,000	\$ 500,000	\$ 500,000	\$ 500,000	\$ 500,000	\$ 500,000	\$ 500,000	\$ 500,000	\$ 500,000	\$ 500,000
303005 - Com-Road Materials	500,000	500,000	500,000	500,000	500,000	500,000	500,000	500,000	500,000	500,000
Trails Of Blue Ridge	-	432,000	432,000	432,000	432,000	432,000	432,000	432,000	432,000	432,000
Total Reserves	\$ 1,000,000	\$ 1,432,000	\$ 1,432,000	\$ 1,432,000	\$ 1,432,000	\$ 1,432,000	\$ 1,432,000	\$ 1,432,000	\$ 1,432,000	\$ 1,432,000
Fund Balance After Reserves	\$ 57,408,255	\$ 65,287,897	\$ 72,215,299	\$ 75,932,044	\$ 72,064,010	\$ 68,052,897	\$ 63,497,685	\$ 59,485,242	\$ 55,401,223	\$ 51,229,989

INTRODUCTION

PERSONNEL

FUND SUMMARIES

DEPARTMENTS

CAPITAL IMPROVEMENT PROGRAM

STATISTICS

POLICIES

COURT ORDERS

APPENDIX

Road & Bridge Fund 5-Year Forecast Model Assumptions

Long-term Collin County Road & Bridge Fund Goals: (1) To maintain all 732 miles of county roads; (2) To maintain all 112 County bridges; (3) To continue to convert all county rock/dirt roads to asphalt; (4) Maintain 180 or more days of fund balance.

Property Taxes: The vast majority of the revenues for the Road & Bridge fund is a fee paid with each vehicle registrations. There are approximately 75 new vehicle registrations per day. This continued increase has made this fund self sustainable without the need for tax dollars. The Road & Bridge Fund will not have property taxes for FY 2024 and aren't planned to be budgeted in the near future. This is a planned reduction in the Road & Bridge Fund tax rate to bring down the fund balance to 180 days and maintain the 180 day fund balance in the future.

Future Planned Large Expenditures:

FY 2025 - Outer Loop Road Maintenance

FY 2026 - Replacement of Full Depth Reclamation (FDR) Equipment

Other Expenditures of note:

In 2005, Collin County began a program to convert all rock/dirt roads to asphalt to reduce dust and to increase the useful life of the road. The program is geared to convert the roads at a rate of 50 miles per year. There are less than 50 miles remaining to be resurfaced. All county road, drainage, and bridge maintenance is funded annually. Vehicle refresh is budgeted annually in the Road & Bridge Fund. This includes Public Works and Road & Bridge vehicles.

Permanent Improvement Fund (0499) FY 2024 - FY 2029

Fund used to account for property tax revenues and expenditures associated with permanent improvement projects.

	FY 2020 Actual	FY 2021 Actual	FY 2022 Actual	FY 2023 Actual	FY 2024 Adopted	FY 2025 Projected	FY 2026 Projected	FY 2027 Projected	FY 2028 Projected	FY 2029 Projected
Beginning Balance	\$ 23,994,418	\$ 24,414,315	\$ 24,293,705	\$ 25,002,344	\$ 26,064,493	\$ 26,065,257	\$ 26,068,211	\$ 26,074,488	\$ 26,081,758	\$ 26,089,974
Revenue										
Taxes	\$ 2,141,783	\$ 1,400,582	\$ 2,200,069	\$ 2,034,988	\$ 2,359,148	\$ 2,813,252	\$ 2,911,487	\$ 3,010,601	\$ 3,112,986	\$ 3,221,426
Fees/Charges For Services	-	-	-	-	-	-	-	-	-	-
Fines	-	-	-	-	-	-	-	-	-	-
Insurance/Employee Benefit	-	-	-	-	-	-	-	-	-	-
Intergovernmental Rev	-	-	-	-	-	-	-	-	-	-
Investment Revenues	155,907	70,855	79,943	288,233	182,406	189,702	197,290	205,182	213,389	221,925
License & Permits	-	-	-	-	-	-	-	-	-	-
Other Revenue	405	-	-	-	-	-	-	-	-	-
Total Revenues	\$ 2,298,095	\$ 1,471,437	\$ 2,280,012	\$ 2,323,221	\$ 2,541,554	\$ 3,002,954	\$ 3,108,777	\$ 3,215,783	\$ 3,326,375	\$ 3,443,351
Total Resources	\$ 26,292,513	\$ 25,885,752	\$ 26,573,717	\$ 27,325,565	\$ 28,606,047	\$ 29,068,211	\$ 29,176,988	\$ 29,290,271	\$ 29,408,133	\$ 29,533,325
Expenditures										
Salary & Benefits	\$ -	\$ -	\$ -	\$ -	\$ -	\$ -	\$ -	\$ -	\$ -	\$ -
Training & Travel	-	-	-	-	-	-	-	-	-	-
Maintenance & Operations	505,982	332,123	12,336	61,422	1,184,290	500,000	515,000	530,450	546,364	562,754
Capital Outlay	1,372,216	1,259,924	1,559,037	1,199,650	1,356,500	2,500,000	2,587,500	2,678,063	2,771,795	2,868,808
Sub-Total Expenditures	\$ 1,878,198	\$ 1,592,047	\$ 1,571,373	\$ 1,261,072	\$ 2,540,790	\$ 3,000,000	\$ 3,102,500	\$ 3,208,513	\$ 3,318,159	\$ 3,431,562
Total Appropriations	\$ 1,878,198	\$ 1,592,047	\$ 1,571,373	\$ 1,261,072	\$ 2,540,790	\$ 3,000,000	\$ 3,102,500	\$ 3,208,513	\$ 3,318,159	\$ 3,431,562
Ending Balance	\$ 24,414,315	\$ 24,293,705	\$ 25,002,344	\$ 26,064,493	\$ 26,065,257	\$ 26,068,211	\$ 26,074,488	\$ 26,081,758	\$ 26,089,974	\$ 26,101,763
Reserved-Outer Loop	15,463,570	15,463,570	15,463,570	15,463,570	15,463,570	15,463,570	15,463,570	15,463,570	15,463,570	15,463,570
Total Reserves	\$ 15,463,570	\$ 15,463,570	\$ 15,463,570	\$ 15,463,570	\$ 15,463,570	\$ 15,463,570	\$ 15,463,570	\$ 15,463,570	\$ 15,463,570	\$ 15,463,570
Fund Balance After Reserves	\$ 8,950,745	\$ 8,830,135	\$ 9,538,774	\$ 10,600,923	\$ 10,601,687	\$ 10,604,641	\$ 10,610,918	\$ 10,618,188	\$ 10,626,404	\$ 10,638,193

Permanent Improvement Fund 5-Year Forecast Model Assumptions

Long-term Collin County Permanent Improvement Fund: To continue to repair, equip, and/or improve County buildings while not increasing the tax rate by adopting the No-New-Revenue Tax Rate or as close to the No-New-Revenue Tax Rate as possible.

Property Taxes: The County is showing continued growth. The certified roll was up 14.1% over last year. This is higher than anticipated. The prior year Collin County experienced a 17.3% increase. With that said, the Commissioners Court maintains a conservative outlook for the future. The above model uses a growth of 4% each year for the increase in taxable value. The Permanent Improvement Fund will receive \$0.001073 of the \$0.149343 tax rate in FY 2024, an increase of \$0.000021 from FY 20243 with the intention of maintaining a minimum \$3.0 million dollar fund balance annually.

Other Expenditures of note:

Annual expenditures of approximately \$2 to \$4 million to repair, equip, and/or improve County buildings.

Healthcare Foundation Fund (1040) FY 2024 - FY 2029

Fund designated to account for the Healthcare Foundation which assumes the County's obligation to provide indigent healthcare for county residents.

	FY 2020 Actual	FY 2021 Actual	FY 2022 Actual	FY 2023 Actual	FY 2024 Adopted	FY 2025 Projected	FY 2026 Projected	FY 2027 Projected	FY 2028 Projected	FY 2029 Projected
Beginning Balance	\$ 5,792,409	\$ 5,339,124	\$ 4,831,137	\$ 3,981,989	\$ 4,759,613	\$ 4,175,685	\$ 3,092,312	\$ 3,198,855	\$ 3,319,283	\$ 3,435,501
Revenue										
Taxes	\$ -	\$ -	\$ -	\$ -	\$ -	\$ -	\$ -	\$ -	\$ -	\$ -
Fees/Charges For Services	120,456	116,825	99,469	115,362	100,200	103,206	106,302	109,491	112,776	116,159
Intergovernmental Rev	228,523	210,077	231,594	143,065	90,000	92,700	95,481	98,345	101,296	104,335
Investment Revenues	1,236,633	1,129,209	1,163,171	1,401,682	1,320,699	1,373,527	1,428,468	1,485,607	1,545,031	1,606,832
Other Revenue	1,271	3,412	21,139	6,680	3,000	3,000	3,000	3,000	3,000	3,000
Total Revenues	\$ 1,586,883	\$ 1,459,523	\$ 1,515,373	\$ 1,666,789	\$ 1,513,899	\$ 1,572,433	\$ 1,633,251	\$ 1,696,443	\$ 1,762,103	\$ 1,830,326
Other Financing Sources	\$ 1,800,000	\$ 2,650,000	\$ 2,000,000	\$ 3,300,000	\$ 3,900,000	\$ 3,530,000	\$ 4,900,000	\$ 5,080,000	\$ 5,250,000	\$ 5,440,000
Total Resources	\$ 9,179,292	\$ 9,448,647	\$ 8,346,510	\$ 8,948,778	\$ 10,173,512	\$ 9,278,118	\$ 9,625,563	\$ 9,975,298	\$ 10,331,386	\$ 10,705,827
Expenditures										
Salary & Benefits	\$ 2,201,555	\$ 2,605,846	\$ 3,036,493	\$ 2,655,502	\$ 3,751,576	\$ 3,939,155	\$ 4,136,113	\$ 4,342,918	\$ 4,560,064	\$ 4,788,067
Training & Travel	9,474	12,642	16,722	18,853	80,000	80,400	80,802	81,206	81,612	82,020
Maintenance & Operations	1,628,539	1,996,922	1,311,306	1,514,810	2,166,251	2,166,251	2,209,793	2,231,891	2,254,209	2,276,752
Capital Outlay	600	2,100	-	-	-	-	-	-	-	-
Sub-Total Expenditures	\$ 3,840,168	\$ 4,617,510	\$ 4,364,521	\$ 4,189,165	\$ 5,997,827	\$ 6,185,806	\$ 6,426,708	\$ 6,656,015	\$ 6,895,885	\$ 7,146,839
Transfers	\$ -	\$ -	\$ -	\$ -	\$ -	\$ -	\$ -	\$ -	\$ -	\$ -
Total Expenditures W/ Transfers	\$ 3,840,168	\$ 4,617,510	\$ 4,364,521	\$ 4,189,165	\$ 5,997,827	\$ 6,185,806	\$ 6,426,708	\$ 6,656,015	\$ 6,895,885	\$ 7,146,839
Total Appropriations	\$ 3,840,168	\$ 4,617,510	\$ 4,364,521	\$ 4,189,165	\$ 5,997,827	\$ 6,185,806	\$ 6,426,708	\$ 6,656,015	\$ 6,895,885	\$ 7,146,839
Ending Balance	\$ 5,339,124	\$ 4,831,137	\$ 3,981,989	\$ 4,759,613	\$ 4,175,685	\$ 3,092,312	\$ 3,198,855	\$ 3,319,283	\$ 3,435,501	\$ 3,558,988

Healthcare Foundation Fund 5-Year Forecast Model Assumptions

Long-term Collin County Healthcare Foundation Goals: To continue to provide indigent healthcare for Collin County residents without increasing the County's total tax rate.

History of Healthcare Foundation: The Healthcare Foundation was created after the sale of the county hospital in 1983. The proceeds of the sale were used to purchase real estate office buildings in order to create investment earnings that, together with the charges for services and federal and state funding, are used to provide health care to indigent county residents. A portion of the funds from the sale have been used to purchase real property for rental to County departments and unrelated third parties.

Future of Healthcare Foundation: Grants and community agencies, that began in 2008 and continue today, have helped the county to provide preventative and minor medical care in cities where the indigent population is located. Increasing population and medical costs for medical care have contributed to the increasing demand on County resources to provide the same level of services offered in prior years. The Healthcare Task Force continues to work with local providers and the County to ensure appropriate recommendations and decisions concerning the future availability of service and care.

The Healthcare Foundation has lasted much longer than it was originally anticipated. The fund has continued to consume approximately \$2.9 million in fund balance a year. The fund expended its remaining fund balance in FY 2017. For FY 2018 forward the fund has needed additional funding from the General Fund to maintain operations depending on rental revenue income and interest earnings. The annual transfer from the General Fund for indigent healthcare will maintain a minimum 120-180 day fund balance as directed by policy. The County plans to absorb this expenditure without increasing the overall tax rate.

INTRODUCTION

PERSONNEL

FUND SUMMARIES

DEPARTMENTS

CAPITAL IMPROVEMENT PROGRAM

STATISTICS

POLICIES

COURT ORDERS

APPENDIX

Budget Process

The budget is a financial plan for a fiscal year of operations that matches all planned revenues and expenditures with the services provided to the citizens of Collin County. The FY 2024 Adopted Budget covers a twelve-month period beginning October 1, 2023 through September 30, 2024.

The purpose of the budget preparation process is to develop a work program and financial plan for Collin County. The goal is to produce a budget document that clearly states what services and functions will be provided with given financial, personnel and other resources. The budget document must be clearly understandable by the taxpayers and citizens at large. It is a policy document that defines issues in such a manner that the Commissioners Court can make sound decisions regarding County programs and finances. The Commissioners Court must be given enough information to make funding choices between alternative programs and priorities. The budget document provides offices and departments with a work program to carry out their missions. It also provides the Budget Officer and the County Auditor with a financial plan with which to assure that the County operates within its financial means. Finally, the budget serves as an important reference document that provides extensive information on the nature and scope of County operations and services.

The process for developing the FY 2024 Adopted Budget involved the following overall steps:

- > Setting of budget priorities for the County in cooperation with Commissioners Court
- > Budget Preparation workshops with County departments
- > Preparation of Recommended Budget
- > Commissioners Court Workshops and Public Hearings
- > Preparation of the Proposed Budget
- > Budget Adoption

The Annual Budget process begins with a workshop to establish the general direction of the FY 2024 Budget and to allow for the setting of budget priorities for the County. This workshop is held in the context of a regular Commissioners Court meeting which is open to the public and where the opportunity for public comment does exist.

Department Directors and Elected Officials then begin analyzing their current budgets and preparing requests for the upcoming fiscal year. Departments are given their baseline budgets based on current service requirements and allowed to submit expenditures proposed within baseline amounts. The baseline budgets submitted represent the departments' best judgment on how resources should be allocated based on their experience on the most effective method for delivering services.

Department improvement requests refer to requests to change the level of service or method of operation. Generally, department improvement requests are for new positions, technology, other equipment and associated supplies, and contractual services necessary to support a new or expanded program. Information submitted in support of the department improvement describes how the proposal will improve services. Vehicles and heavy equipment are replaced based on the five-year fleet replacement schedule projections funded annually by the General Fund and the Road and Bridge Fund. Technology equipment is also replaced based on a five-year replacement schedule funded annually by the General Fund.

Major facility repairs and improvements are requested through the Permanent Improvement Request Process. A "Permanent Improvement" is defined as physical improvements to a facility, property and/or office. It is normally renovation and modifications to existing offices, buildings or grounds, etc. that are not considered normal repairs or maintenance. A walk-thru of each County facility is done every year. Maintenance and improvements to existing County facilities are funded through the Permanent Improvement Fund. This fund receives a small portion of the tax revenue and a fund balance is maintained high enough to fund future facility maintenance and improvements over the next five years.

Once the department improvement requests have been received, the Budget Office begins its review. The Budget Office utilizes revenue estimates provided by the County Auditor's Office as well as tax roll information from the Collin County Central Appraisal District to formulate budget- balancing strategies. The Information Technology (IT) Department also reviews all budgetary requests for hardware and software, communication equipment and programming, and subsequently recommends the appropriate technology required to meet the needs identified by the office or department. Department directors are then provided with the opportunity to meet with Budget office staff and the County Budget Director during the weeks following submission of FY 2024 budget requests to further discuss and detail any requests for department improvements they have made.

Department Improvement requests are submitted to the Budget Office in priority order. Items required by statute are top priority followed by, annual maintenance of existing items, safety measures, requests to improve efficiency and processes, and lastly

those items that would be nice to have. All requests are researched thoroughly for cost impact for this year and future years as well as other items each request could impact.

As an ongoing effort to improve the efficiency and effectiveness of Collin County, the Budget Office, as directed by Commissioners Court, has been continually working towards Performance Based Management since 2003. Budget Office staff continues to work with County offices and departments to develop systems to better track and manage data related to their performance measures. The Adopted Budget document reflects updated goals and objectives and performance measures for each department based on information provided by the Department Head or Elected Official.

The Recommended Budget document is completed in mid-July and submitted to the Commissioners Court as well as all Department Heads and Elected Officials. After receipt of the Recommended Budget, the Commissioners Court holds a workshop to review the details of the department improvements requested, both those that were recommended by the County Budget Director for FY 2024 as well as those that were not recommended. Changes approved during the budget workshop are then reflected in the proposed budget document.

Once the document is complete, the County Budget Director must file a copy of the proposed budget with the County Clerk and the Auditor (LGC 111.066). Upon receipt of the proposed budget, the Commissioners Court is required to set a date and place for a public hearing "within 10 calendar days after the date the proposed budget is filed but before the last day of the first month of the fiscal year." (LGC Sec. 111.067b) At the proposed budget public hearing, the Commissioners Court gives all interested taxpayers of the County an opportunity to be heard for, or against, any expenditure or revenue estimate. Once the Commissioners Court completes its deliberations on the proposed budget, the Court votes to adopt a budget and a tax rate. Per Local Government Code 111.068:

At the conclusion of the proposed budget public hearing, the Commissioners Court shall take action on the proposed budget. The Commissioners Court may make any changes in the proposed budget that it considers warranted by the facts and law and required by the interest of the taxpayers, but the amounts budgeted may not exceed the balances in those funds as of the first day of the fiscal year, plus anticipated revenues for the fiscal year as estimated by the county auditor.

The County may not impose a property tax rate in any year until the governing body has adopted a tax rate (Tax Code 26.05). Property taxes are the majority of revenue income for the County. The process of proposing and adopting a tax rate run in conjunction with the budget process. In 2019 legislation was passed to amend Tax Code 26.05(a) to say:

"The governing body must adopt a tax rate before the later of September 30 or the 60th day after the date the certified appraisal roll is received by the taxing entity, except that the governing body must adopt a tax rate that exceeds the voter-approval tax rate not later than the 71st day before the next uniform election date prescribed by Section 41.001 of the Election code, that occurs in November of that year."

Note: the Election code states that for an election held on a uniform election date, the election shall be ordered not later than the 78th day before the Election Day. The code also states the 78th deadline supersedes any law outside of the Election Code. The 2019 legislative session also changed the calculation for the Voter-Approval Tax Rate (the maximum tax rate allowable without an election). Prior to 2019 the ceiling was 8%. The tax rate cap is now 3.5% over the No-New-Revenue Maintenance and Operations Rate (Tax Code 26.04).

Implementation of the Budget

Upon adoption of the budget by Commissioners Court, a copy of the budget is filed with the County Auditor and the County Clerk. The County Auditor will use the Adopted Budget to set up the appropriate budgetary accounts for each office and department. The County Auditor is responsible for the financial accounts of the County. The Budget Office is responsible for monitoring expenditures in accordance with the budget and for initiating appropriate budget transfers. The appropriated budget is adopted annually by fund, department, and activity at the legal level of budgetary control. The primary categories of salaries and benefits, training and travel, maintenance and operations, and capital outlay are the legal levels used (See Budget Control Policy). Offices and departments are responsible for keeping expenditures within the budgeted amount and for tracking performance indicator data.

Amendments to the budget can be made after adoption. According to Section 111.070 of the Texas Local Government Code:

(b) The Commissioners Court may authorize an emergency expenditure as an amendment to the original budget only in a case of grave public necessity to meet an unusual and unforeseen condition that could not have been included in the original budget through the use of reasonably diligent thought and attention. If the court amends the original budget to meet an emergency, the court shall file a copy of its order amending the budget with the county clerk and the clerk shall attach the copy to the original budget.

According to local government code, the Commissioners Court is authorized to make inter- department and inter-fund transfers during the fiscal year, if necessary. Section 111.070c says,

“the Commissioners Court by order may: (1) amend the budget to transfer an amount budgeted for one item to another budgeted item without authorizing an emergency expenditure; or (2) designate the county budget officer or another officer or employee of the county who may, as appropriate and subject to conditions and directions provided by the court, amend the budget by transferring amounts budgeted for certain items to other budgeted items.”

The following briefly describes the process of approval for budget transfers: The originating office or department enters a budget transfer into the financial system to move funds from one expenditure group to another. The availability of funds is checked in the financial system before it can be released into system administered workflow. Once the transfer is approved by the department, the Budget Office receives and evaluates the request to determine its appropriateness. If approved by the Budget Office, items under \$5,000 continue through workflow to the County Auditor to be posted in the financial management system. A budget transfer over \$5,000 is submitted to Commissioners Court for consideration. If approved by Commissioners Court, the County Auditor posts the appropriate changes.

In a case where the County receives grant or aid money, the budget may be amended to show receipt of the grant funds. Texas Local Government Code Section 111.0706 states:

“The County Auditor shall certify to the Commissioners Court the receipt of all public or private grant or aid money that is available for disbursement in a fiscal year but not included in the budget for that fiscal year. On certification, the Court shall adopt a special budget for the limited purpose of spending the grant or aid money for its intended purpose.”

The same holds true for any revenues received from intergovernmental contracts. In the event that a contract is formed with the County after the budget has been adopted, the budget may be amended to reflect the special revenues. Section 111.0707 of the Texas Local Government Code states:

“The County Auditor shall certify to the Commissioners Court the receipt of all revenue from intergovernmental contract that is available for disbursement in a fiscal year but not included in the budget for that fiscal year. On certification, the Court shall adopt a special budget for the limited purpose of spending the revenue from intergovernmental contracts for its intended purpose.”

FY 2024 Budget Calendar

Date	Responsible Party	Details
Thursday, February 9th - Friday, February 10th	Budget Department	FY 2024 Kick-Off Budget - Distribution of electronic Budget Preparation Manuals.
Friday, March 3rd	All Departments	Departments return completed Electronic FY 2024 Budget requests to the Budget Department via email.
Tuesday, April 4th	Budget Department	FY 2024 Technology Requests sent to IT department for review, specs and recommendation. FY 2024 New Personnel and Position Change requests sent to HR for grade and job title recommendations. FY 2024 Equipment requests sent to Equipment Services for review and pricing.
Wednesday, April 19th	Information Technology Dept. Equipment Svcs Dept.	FY 2024 Technology Requests returned to Budget Office. FY 2024 Equipment requests returned to Budget Department.
Sunday, April 30th	Central Appraisal District	Certified Estimate of Taxable Value of Property due from Chief Appraiser no later than April 30th (Tax Code Section 26.01 e)
Monday, May 1st	Budget Department	FY 2024 Department Requests sent to Purchasing for pricing.
Friday, May 19th	Purchasing Department	FY 2024 Department Requests returned to Budget Department.
Friday, May 26th	Human Resources	FY 2024 New Personnel and Position Change returned to Budget Department.
Friday, June 16th	Budget Department	FY 2024 Preliminary Budget sent to Departments.
Tuesday, June 20th - Friday, June 30th	All Departments	Meet with Budget Office on FY 2024 Department Requests (optional).
Friday, June 30th	Auditor	Provide FY 2024 final detail revenue schedule, summary revenue schedule and projected fund balance (with the exception of tax revenue).
Tuesday, July 25th	Central Appraisal District	Chief Appraiser shall certify Appraisal Roll by July 25th. (Tax Code Section 26.01)
Wednesday, August 2nd	Budget Department	FY 2024 Recommended Budget sent to Departments.
Wednesday, August 2nd	Purchasing Board	Provide court orders to the Budget Office regarding the FY 2024 Budget for Purchasing.
Thursday, August 3rd	CSCD Board	Provide court orders to the Budget Office regarding the FY 2024 Budget for CSCD.
Thursday, August 3rd	Juvenile Board	Provide court orders to the Budget Office regarding the FY 2024 Budget for Juvenile Probation, and Juvenile Detention.
Monday, August 14th - Friday, August 18th	Commissioners Court Budget & Tax Rate Workshop	Review and any action related to FY 2024 Recommended Budget to include: <ul style="list-style-type: none"> * FY 2024 Revenue Estimates * FY 2024 Recommended Budget * Discussion and any action related to proposed Elected Officials' salaries (LGC 152.013), * Adopt Uniform Pay Policy * FY 2024 Court Recommended Budget * FY 2024 Tax Rate, <ul style="list-style-type: none"> * Vote to be taken on the Proposed FY 2024 tax rate, * Schedule Tax Rate Public Hearing
Wednesday, August 30th	Board of District Judges	Provide court orders to the Budget Office regarding the FY 2024 Budget for County Auditor.
Thursday, August 31st	Human Resources Department	Publish Notice of Proposed Elected Officials' salary, expenses, and other allowances (LGC 152.013) <ul style="list-style-type: none"> * HR send written notice to Elected Officials concerning salary, expenses, and other allowances
Friday, September 1st	Public Information Office	Publish Notice of Public Hearing on Proposed Budget (LGC 111.0675)

FY 2024 Budget Calendar

Date	Responsible Party	Details
Friday, September 1st	Budget Staff	File FY 2024 Proposed Budget with County Clerk and County Auditor. Proposed Budget distributed to Commissioners Court, Purchasing, and County Departments. (LGC 111.066)
Wednesday, September 6th	Tax Assessor	Publish Notice of Proposed Property Tax Rate (Tax Code 26.06(a))
Monday, September 11th	Commissioners Court	Public Hearing on FY 2024 Tax Rate.
Monday, September 11th	Commissioners Court	Public Hearing on FY 2024 Proposed Budget (LGC Section 111.067)
Monday, September 11th	Commissioners Court	Adoption of FY 2024 * County Budget (LGC 111.068) * Tax Rate - Tax Code 26.06 (e) The meeting to vote on the tax rate increase may not be held later than the seventh day after the date of the public hearing. * Elected Officials Salaries (LGC 152.013) * Compensation Plan
Monday, September 25th		Adoption of FY 2024 * County Fee Schedule (LGC 118)

Note: Court Orders are required on:

Budget	Proposed Tax Rate
Human Resources	Uniform Pay Policy
Budget	Recommended Elected Officials Salaries
Budget	Proposed Tax Rate
Budget	County Adopted Budget
Budget	Adoption of Maintenance & Operating Tax Rate
Budget	Adoption of Debt Service Tax Rate
Budget	Adoption of Total Combined Tax Rate
Budget	County Fee Schedule
Budget	Elected Officials' Salaries

Accounting System

All County accounts are organized on the basis of funds (account groups). Using these accounts, the revenues and expenditures are approved before the beginning of each fiscal year by a budget adopted by Commissioners Court. Currently all County funds are grouped into three types, governmental funds, proprietary funds, and fiduciary funds. Governmental funds include the General Fund, the Road and Bridge Fund, the Permanent Improvement Fund and the Debt Service Fund among others. These four funds are the major budgetary funds as well as the operating funds for the County. The General Fund accounts for the main operating activities of the County. Proprietary funds (internal service funds) are used to account for the payment of employee insurance, flexible benefits, workers' compensation and similarly funded activities. These activities are funded on a cost-reimbursement basis, with the expenditure charged to the department incurring the expenditure. Enterprise funds are proprietary funds used for business type activities. Fiduciary funds consist of agency funds. Agency funds are separate accounts and transactions related to money that is collected for and remitted to another entity.

The County's basis of accounting records are on a modified accrual basis for governmental funds with revenues being recorded when available and measurable and expenditures being recorded when the services or goods are received and the liabilities are incurred. The basis of accounting for proprietary funds is the full accrual method of accounting and for fiduciary funds the cash basis of accounting is used. Encumbrance accounting is used for all funds. Encumbrance accounting means that an estimated cost is recorded on the books at the time of an order of goods or services so that all obligations are booked. When the actual cost is known, it is booked, and the encumbrance is reversed.

The County's governmental funds are budgeted using the modified accrual basis, with revenue recognized when they become measurable and expenditures recorded when received. Proprietary funds are budgeted on a full accrual basis and fiduciary funds are budgeted on a cash basis.

Appropriations in the Capital Projects Funds are made on a project inception basis rather than on an annual basis and are carried forward until the projects are completed. Except for capital projects, grant and federal entitlement appropriations, or for encumbrances outstanding in any fund, unused appropriations lapse at the end of each fiscal year.

The FY 2024 Adopted Budget appropriates expenditures into the following expenditure groups:

- > Salary & Benefits
- > Training & Travel
- > Maintenance & Operations
- > Capital Outlay

Each expenditure group is the sum of individual, similar line item allocations. This presentation of budget data is designed to provide offices and departments detailed information but with greater flexibility in the management and control of their budgets. This system reduces unnecessary bureaucratic control while continuing to provide sound financial and management information. Although budgetary data is presented in the budget document according to expenditure group, detailed line item information has been input into the County's financial management system.

Account Structure

As previously stated, the County maintains budgetary control of its operating accounts through the use of various funds. A "fund" is a self-balancing set of accounts with identifiable revenue sources and expenditures. It is segregated for the purposes of measuring a specific activity. Fund balance is the excess of revenues over expenditures and encumbrances. These fund balances are available for emergencies or unforeseen expenditures. Fund balances in the aggregate are a significant enough percentage of appropriations to meet unforeseen events or needs. The great majority of all County discretionary expenses are included in the following:

Capital Improvements Funds: Includes expenditures for capital projects related to the construction and renovation of County detention, courtroom, roads, office facilities and technology improvements. All proceeds come from the sale of debt instruments.

Debt Service Funds: Includes expenditures for principal and interest on all County debt.

General Fund: Accounts for most of the financial resources of the County, which may be used for any lawful purpose; includes expenditures for general administration, judicial, public safety, and health and welfare.

Road and Bridge Special Revenue Fund: Includes mainly expenditures for road projects and preventative maintenance on roads. This fund's main source of revenue is property taxes and vehicle registration fees.

Permanent Improvement Fund: Includes expenditures associated with permanent improvement projects. A “Permanent Improvement” is defined as physical improvements to a facility, property and/or office. It is normally renovation and modifications to existing offices, buildings or grounds, etc. that are not considered normal repairs or maintenance.

Other County funds are used to provide valuable resources and services. The following are brief descriptions of some other County funds:

Records Archive Fund: Accounts for the collection of the records archive fee and the related expenditures for preservation and restoration services performed by the County Clerk in connection with maintaining the County Clerk’s records archive.

Court Reporters Fund: Accounts for the collection of statutory Court Reporter’s fee and the expenditures for Court Reporter services.

Law Library Fund: Includes maintenance and operations of a law library open to residents of the County.

County Clerk Records Management and Preservation Fund: Accounts for the collection of the County Clerk’s statutory document preservation fee and the expenditures of those fees for records management and preservation services.

District Clerk Records Management and Preservation Fund: Accounts for the collection of the District Clerk’s statutory document preservation fee and the expenditures of those fees for records management and preservation services.

Justice Court Technology Fund: Accounts for fees collected by the Justice of the Peace Courts and related expenditures for technology improvements in the Justice of the Peace Courts.

Courthouse Security Fund: Includes the collections and expenditures of fees for security services for buildings housing a court.

Contract Elections Fund: Accounts for funds received from local governments and related expenditures for public elections.

Healthcare Foundation Fund: Accounts for Healthcare Foundation which assumes the County’s obligation to provide indigent healthcare for county residents.

County Records Management and Preservation Fund: Accounts for the collection of a statutory document preservation fee and the expenditure for records management and preservation services.

Specialty Court Fund: Accounts for the participation fees paid by defendants required to maintain testing throughout their probation periods, and the expenditures for the program.

Justice Court Building Security Fund: Accounts for the collection of a portion of the Courthouse Security fee designated to provide security for a justice court in a building other than the courthouse and the expenditure of those funds as specifically designated by statute for security personnel, services and related items.

Animal Safety Fund: Accounts for animal shelter and control services for the County as well as other participating cities within the County.

FY 2024 Combined Budget Summary

Revenues

The total Collin County Adopted Budget for FY 2024 includes current revenue projections of \$477,756,597. The revenues to be received during the upcoming fiscal year are estimated by the County Auditor (Texas Local Government Code 111.062(b) (5)). Revenue estimates are derived in different ways depending on the nature of the revenue. Ad valorem taxes are calculated based on the adopted tax rate and the taxable appraised value. Investment revenues are estimated conservatively based on expectations of investment markets as well as changes in available funds. Federal and State revenues are based on information provided by the funding agency or based on history if the information is not available at the time the revenues are being estimated. Most other revenues such as Fees and Fines are estimated using trend analysis while taking into account input from the elected official collecting the fees as well as taking into account other factors such as changes in laws or economic activity.

The adopted revenue represents an increase of \$56,981,440 or 13.5% more than FY 2023 adopted revenue. The FY 2024 adopted revenue represents an increase of \$34.5 million in tax revenue when compared to FY 2023 adopted revenue.

Figure 3 – Combined Budget Revenues by Source

Adopted Combined Budget – Revenues by Source

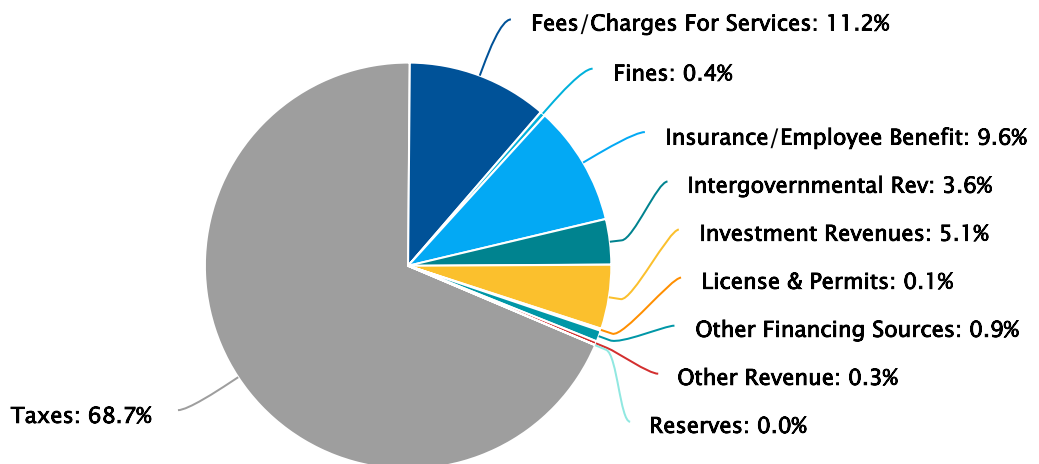


Table 2 presents a side - by - side comparison of the revenues by source for the past five years with the percentage change from FY 2023 Adopted Revenue Estimate to FY 2024 Adopted Revenue Estimate.

Table 2 – Combined Budget Revenues by Source

Revenue Source	2020 Adopted	2021 Adopted	2022 Adopted	2023 Adopted	2024 Adopted	% Change
Taxes	\$ 257,459,459	\$ 266,918,384	\$ 278,313,820	\$ 293,900,745	\$ 328,432,468	11.7%
Fees/Charges For Services	\$ 51,481,566	\$ 51,505,252	\$ 54,828,409	\$ 58,450,768	\$ 53,512,691	-8.4%
Fines	\$ 2,733,300	\$ 2,443,450	\$ 2,330,000	\$ 2,127,000	\$ 1,903,000	-10.5%
Insurance/Employee Benefit	\$ 33,167,220	\$ 34,734,590	\$ 39,150,746	\$ 42,584,350	\$ 45,753,469	7.4%
Intergovernmental Rev	\$ 12,272,968	\$ 12,689,209	\$ 12,115,115	\$ 13,800,159	\$ 17,237,607	24.9%
Investment Revenues	\$ 4,855,634	\$ 5,086,634	\$ 4,050,955	\$ 4,021,505	\$ 24,445,532	507.9%
License & Permits	\$ 610,500	\$ 510,500	\$ 612,000	\$ 659,000	\$ 712,000	8.0%
Other Financing Sources	\$ 2,157,200	\$ 3,106,330	\$ 2,356,330	\$ 3,656,330	\$ 4,256,330	16.4%
Other Revenue	\$ 1,436,600	\$ 1,550,100	\$ 2,103,200	\$ 1,575,300	\$ 1,503,500	-4.6%
Adopted Revenue	\$ 366,174,447	\$ 378,544,449	\$ 395,860,575	\$ 420,775,157	\$ 477,756,597	13.5%
Reserves	\$ 15,717,425	\$ 6,014,780	\$ 16,097,347	\$ 14,008,770	\$ -	-100.0%
Total Revenue	\$ 381,891,872	\$ 384,559,229	\$ 411,957,922	\$ 434,783,927	\$ 477,756,597	9.9%

The County's largest percentage increase in revenues is in Investment Revenue. Rising interest rates and short-term investment of Bond Sale proceeds have driven estimated interest earnings up for FY 2024.

Intergovernmental Revenue has increased due to increases in State Funding in Public Health, Juvenile Probation and Emergency Preparedness, as well as funding for State Mixed Beverage Tax. State funding for Adult Probation also increased for FY 2024.

Other Financing Sources increased as the result of an increase in the transfers to the Healthcare Foundation of \$0.6 million. The Healthcare Foundation has not been able to support itself since FY 2017. Each year revenues are transferred into the Healthcare Foundation from the General Fund in order to maintain a minimum of 180 days of fund balance in the Healthcare Foundation.

Tax growth on existing homes and new construction increased by 13.3%. Adjusted taxable values of properties, both residential and commercial, increased a total of 14.1%. Of that, 10.2% was on existing properties and 3.9% is due to new construction.

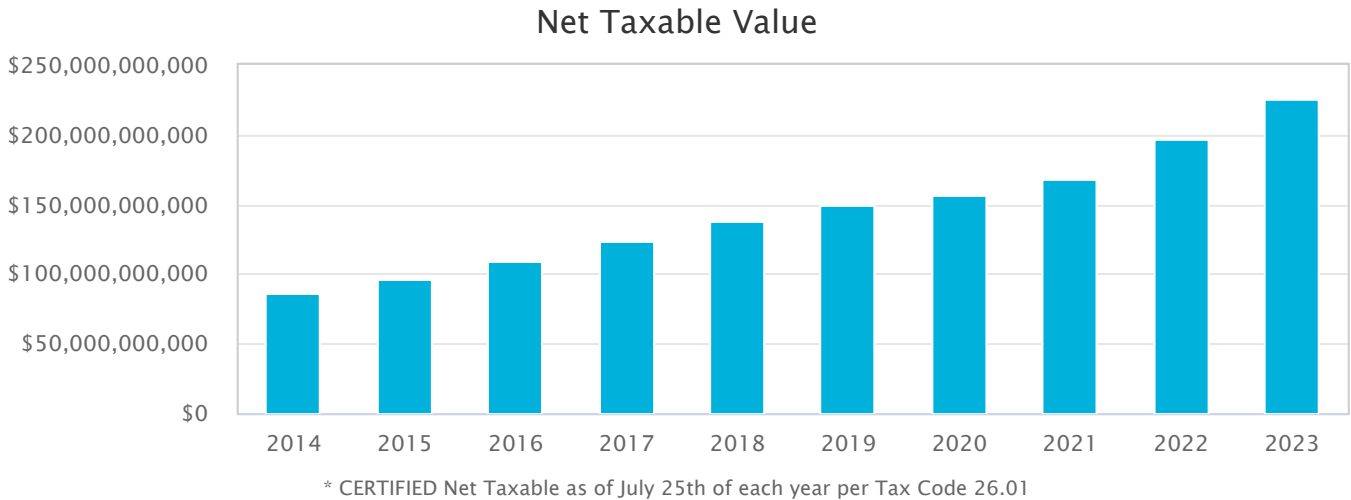
The County is expecting to use \$14 million less in reserves in FY 2024 than in FY 2023. While reserves are expected to be utilized in the Road & Bridge Fund, Employee Insurance Fund, and various Special revenue funds, when combined with other funds across the county the reserve amount is offset by revenues in other funds in FY 2024.

Fines are estimated to decrease just over 10 percent. This is mostly due to a declining trend in Road & Bridge Fund criminal fines.

Ad Valorem Taxes

Ad valorem tax revenue is determined by two components: the total appraised property value and the tax rate.

Figure 4 – Net Taxable Values




The Collin Central Appraisal District establishes the appraised property values within the County in accordance with State law. Appraised net taxable values in Collin County experienced double-digit increases throughout the late 1990s and through the year 2002. 2003 thru 2005 were years of more modest growth, whereas in 2006 and 2007 Collin County again experienced double digit increases of 10.2% and 10.9% respectively. In 2008 Collin County experienced a growth rate of 4.6% in net taxable property values in spite of the addition of a 5% homestead exemption (\$5,000 minimum), a 0.7% increase in 2009, and a 1.5% decrease in 2010. Steady growth began again in 2011. The County saw double digit growth again between 2015 and 2018. Growth slowed in 2019 and 2021 but has since regained momentum and is back to double digit growth. The Central Appraisal District’s information for 2023 shows increase in total net taxable property values of 14.9% for a total net taxable value total of \$225,503,440,075 of which \$194,909,780,828 is for improvements.

The property tax rate consists of two components. The first is the debt service rate component that is determined by the County’s debt service requirements. The debt service rate for FY 2024 is 4.1850 cents per \$100 of assessed value. Funds from this component are deposited in the debt service funds and are used exclusively to pay the principal and interest on debt. The second component of the tax rate is the amount for operating budget funds. The operating funds tax rate for FY 2024 is 10.7493 cents per \$100 of assessed value. These two components taken together provided for a total tax rate for FY 2024 of 14.9343 cents per \$100 of assessed value.

The FY 2024 Adopted Budget includes a decreased ad valorem property tax rate from FY 2023, which was 15.2443 cents per \$100 valuation. **FY 2024 marks the thirty-first straight year of no increase to the tax rate.** From 2022 to 2023, the average home in Collin County increased in taxable value from \$513,136 to \$584,050 which is an increase of \$70,914 or 13.8%. The calculation of the average homestead taxable value takes into account improvements as well as changes to base valuation. Residential properties with a homestead exemption are capped at 10% growth over the prior year taxable value. Due to the decrease in the tax rate and increase in average appraised values, the average homeowner with a homestead exemption will pay approximately \$49.04 more in county property taxes, while those average homeowners without a homestead exemption will pay approximately \$90.00 more.

Figure 5 – Distribution by Taxing Unit



Other Revenue Sources

Other sources of revenue to the County include charges for service, fees and permits, fines and forfeits, inter/intra-governmental funds, interest on investments and miscellaneous other revenues.

Charges for service: Includes those fees that are charged in return for a specific service required of the County. Some examples of these types of charges are copy fees, GIS services, patrol services, passport photograph services, and inmate housing services.

Fees and permits: Fees are collected from citizens in a variety of different areas. These fees include court fees, transportation fees, health fees, permit fees, general government fees, and public safety fees.

Fines and forfeits: Fine and forfeitures depend on the provisions of state law, and are usually mandatory, but occasionally optional with the Commissioners Court. This County has instituted all the optional court costs and receives the maximum amount from these sources. Revenues from this source depend on collections by departments, the actions of the courts, incidence of offenses and various other external factors.

Intergovernmental: Includes revenues from the state, federal or other governmental sources. They include state-shared revenues, inter-local contracts and federal grants. By their nature, this revenue source can be subject to substantial fluctuation. The County has adopted some measures to optimize federal and state reimbursements.

Interest: Interest earnings are a function of the rate of return and amount available for investment. The amount available for investment depends on a variety of factors, the largest of which is the cash balance available for investment. Proper planning can nearly always result in a greater amount available for investment and will increase the earnings relative to the current rate of return on investments.

Unclassified: Includes revenues that do not fit in any other category such as donations or insurance recovery.

Expenditures

The FY 2024 Total Combined Adopted Budget appropriation for all funds is \$470,260,400 (excluding bond funds). This represents an increase of \$35,476,473 or 8.2% more than Adopted expenditures from FY 2023. Figures 3, 6, and 7, as well as Tables 2 and 3 show appropriations and revenues for all funds for FY 2024.

Figure 6 – Combined Budget Expenditure Ten Year Trend

Combined Funds Budget

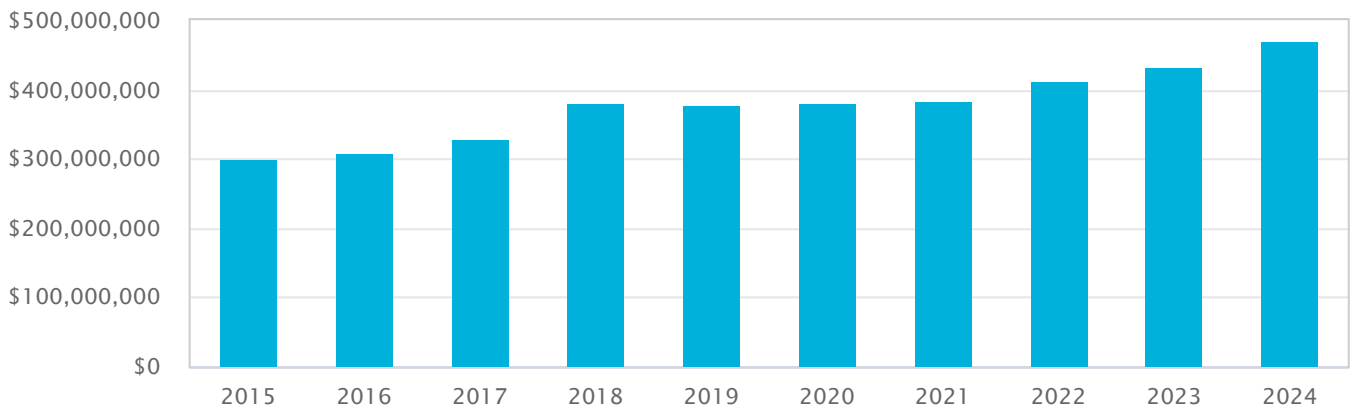


Table 3 below presents a side by side comparison of the Combined Budget expenditures by function for the past five years with the percentage change from FY 2023 Adopted to FY 2024 Adopted.

Table 3 - Expenditures by Function

Function Area	2020 Adopted	2021 Adopted	2022 Adopted	2023 Adopted	2024 Adopted	% Change
Conservation	\$ 373,295	\$ 367,861	\$ 368,015	\$ 400,014	\$ 391,661	(2.1%)
Culture and Recreation	\$ 982,257	\$ 1,006,749	\$ 1,018,980	\$ 1,093,069	\$ 1,178,280	7.8%
Debt Service	\$ 76,469,871	\$ 80,395,153	\$ 84,677,929	\$ 84,681,000	\$ 92,505,937	9.2%
Equipment Services	\$ 4,426,830	\$ 4,782,214	\$ 4,089,407	\$ 5,062,587	\$ 6,088,554	20.3%
Financial Administration	\$ 14,919,111	\$ 15,302,824	\$ 15,915,053	\$ 16,930,134	\$ 18,422,031	8.8%
General Administration	\$ 57,810,691	\$ 44,799,208	\$ 62,227,579	\$ 64,179,738	\$ 59,269,239	(7.7%)
Health and Welfare	\$ 27,503,852	\$ 29,812,017	\$ 30,283,410	\$ 32,354,418	\$ 35,310,697	9.1%
Judicial	\$ 25,690,238	\$ 26,640,629	\$ 26,781,499	\$ 28,520,342	\$ 31,311,656	9.8%
Legal	\$ 16,222,734	\$ 16,981,330	\$ 17,906,944	\$ 18,541,698	\$ 20,433,833	10.2%
Public Facilities	\$ 15,223,983	\$ 13,538,444	\$ 15,043,377	\$ 15,721,434	\$ 17,326,247	10.2%
Public Safety	\$ 82,641,885	\$ 85,474,570	\$ 89,779,150	\$ 95,572,080	\$ 108,265,440	13.3%
Public Transportation	\$ 25,101,005	\$ 24,798,609	\$ 23,948,849	\$ 26,571,492	\$ 30,165,929	13.5%
Unclassified	\$ 34,526,120	\$ 40,659,621	\$ 39,917,730	\$ 45,155,921	\$ 49,590,896	9.8%
Total	\$ 381,891,872	\$ 384,559,229	\$ 411,957,922	\$ 434,783,927	\$ 470,260,400	8.2%

Equipment Services has the largest percentage increase from FY 2023 to FY 2024. This is primarily due to increases in the cost of equipment being replaced. Increases in the cost of vehicles has impacted both Road Equipment and Automotive Equipment such as the law enforcement fleet replacements.

The Public Transportation function increased due to larger equipment purchases in the Road & Bridge Fund including an asphalt paver and wheel loader as well as improvements for the County’s Road and Bridge facilities and fuel storage tanks..Additional Road and Bridge inspectors and a superintendent were also added in FY2024.

Public Safety increased by 13.3% due to the addition of staffing for the opening of 1 new pod in the jail in late FY 2024 as well as additional personnel in law enforcement, Animal Shelter, GIS, Development Services, Juvenile Probation and the Medical Examiner’s Office. The county also invested in making the move from in-house food services in the jail to an outside vendor and to pay for Detention Officer meals while on duty.

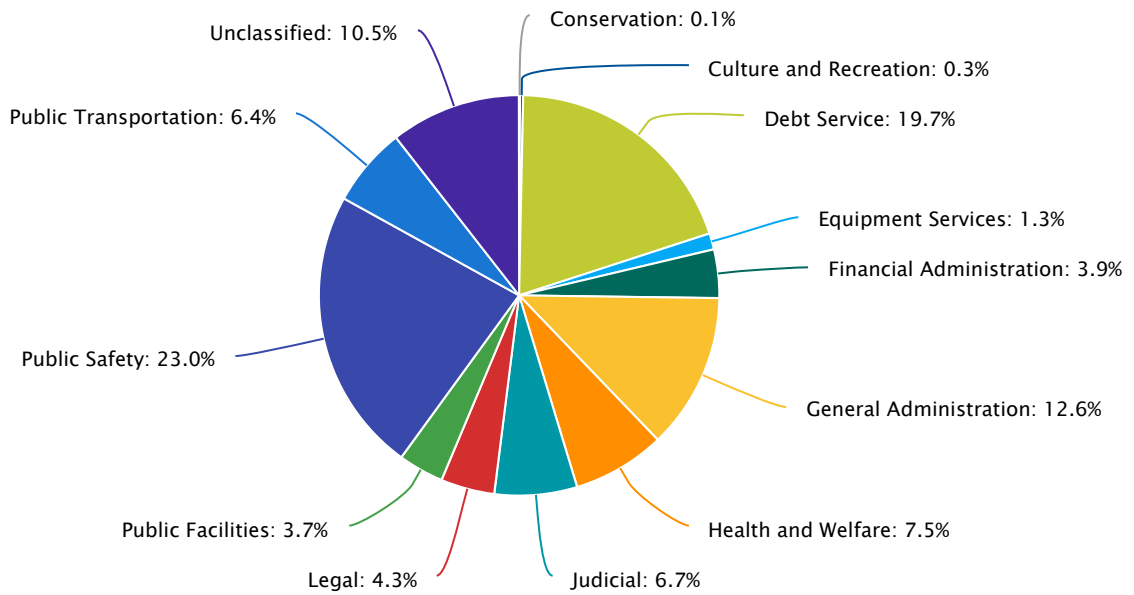
Public Facilities increased just over 10% due to increases in building maintenance costs and rising utility costs. The Permanent Improvement Fund budgeted over \$400,000 in additional building projects needed throughout the county.

Legal costs have increased due mainly to the addition of personnel, some of which is attributable to the addition of new courts.

The Unclassified function increased due to an increase in the transfer out from the General Fund to the Healthcare Foundation of \$0.6 million. The remaining increases are in the Employee Insurance Fund. This is driven by increases in insurance claims, insurance administrative fees and prescription claims.

Figure 7 – Combined Budget Expenditures by Function

Adopted Combined Budget – Expenditures by Function



FY 2024 General Fund

Table 4 presents a side-by-side comparison of the General Fund revenues by source for the past five years with the percentage change from FY 2023 Original Adopted to FY 2024 Original Adopted

Table 4 – General Fund Revenues by Source

Revenue Source	FY 2020 Adopted	FY 2021 Adopted	FY 2022 Adopted	FY 2023 Adopted	FY 2024 Adopted	% Change Adopted
Taxes	\$ 178,826,400	\$ 185,056,250	\$ 191,278,330	\$ 206,544,567	\$ 234,059,962	13.3%
Fees/Charges for Services	\$ 18,521,296	\$ 18,698,880	\$ 20,357,713	\$ 21,269,030	\$ 19,386,660	(8.9%)
Fines/Forfeits	\$ 1,335,000	\$ 1,240,000	\$ 1,080,000	\$ 1,135,000	\$ 1,141,000	0.5%
Insurance/Employee Benefit	\$ -	\$ -	\$ -	\$ -	\$ -	0.0%
Inter/Intra Governmental	\$ 6,186,000	\$ 6,246,000	\$ 6,199,000	\$ 6,451,000	\$ 7,179,770	11.3%
Investment Revenue	\$ 2,089,480	\$ 2,089,480	\$ 2,089,480	\$ 2,091,550	\$ 7,193,528	243.9%
License and Permits	\$ 605,000	\$ 505,000	\$ 605,000	\$ 651,000	\$ 706,000	8.4%
Other Financing Sources	\$ -	\$ -	\$ -	\$ -	\$ -	0.0%
Other Revenue	\$ 306,500	\$ 184,000	\$ 237,000	\$ 206,800	\$ 125,500	(39.3%)
Adopted Revenue	\$ 207,869,676	\$ 214,019,610	\$ 221,846,523	\$ 238,348,947	\$ 269,792,420	13.2%
Reserves	\$ 13,594,120	\$ -	\$ 15,499,912	\$ 14,791,176	\$ -	(100.0%)
Total Revenue	\$ 221,463,796	\$ 214,019,610	\$ 237,346,435	\$ 253,140,123	\$ 269,792,420	6.6%

Revenues

Total General Fund FY 2024 revenues are \$269,792,420. This represents a \$31,443,473 or a 13.2% increase from FY 2023 adopted revenues.

Investment Revenues increased significantly due to rising interest rates and short-term investment of federal government funding.

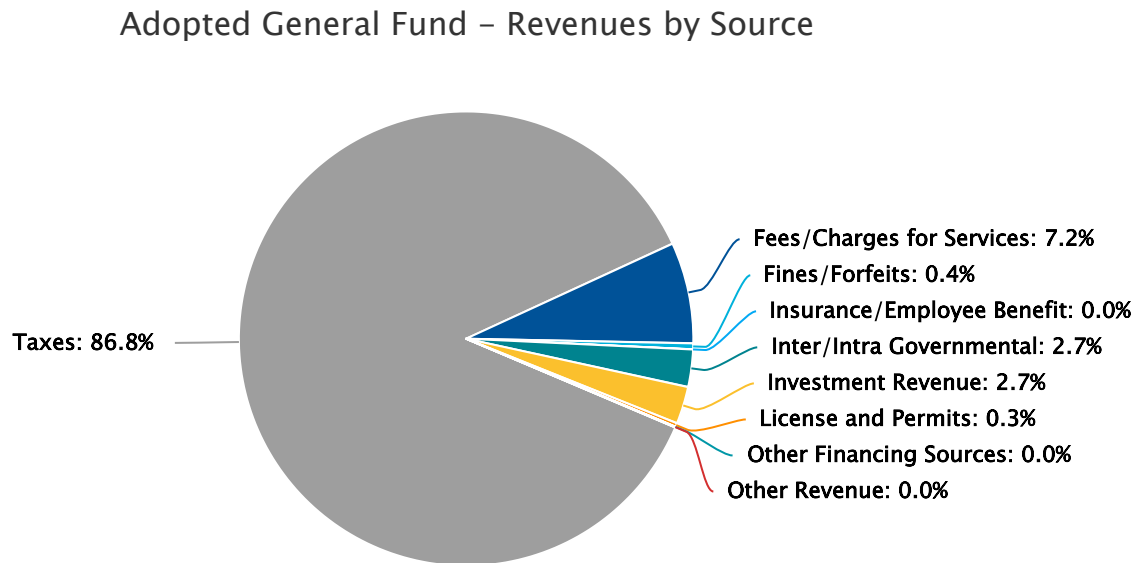
Tax growth on existing homes and new construction increased by 13.3%. Adjusted taxable values of properties, both residential and commercial, increased a total of 14.1%. Of that, 10.2% was on existing properties and 3.9% is due to new construction.

Intergovernmental Revenue increased largely due to an estimated increase in state mixed beverage tax revenue as well as estimated state tobacco settlement revenue.

Other Revenue decreased by 39.3% due to an anticipated drop in facilities rebates. Co-op energy rebates have declined and are estimated to be less for FY 2024.

Fees/Charges for Services have decreased largely due to estimated decreases in fees and charges for county land and vitals.

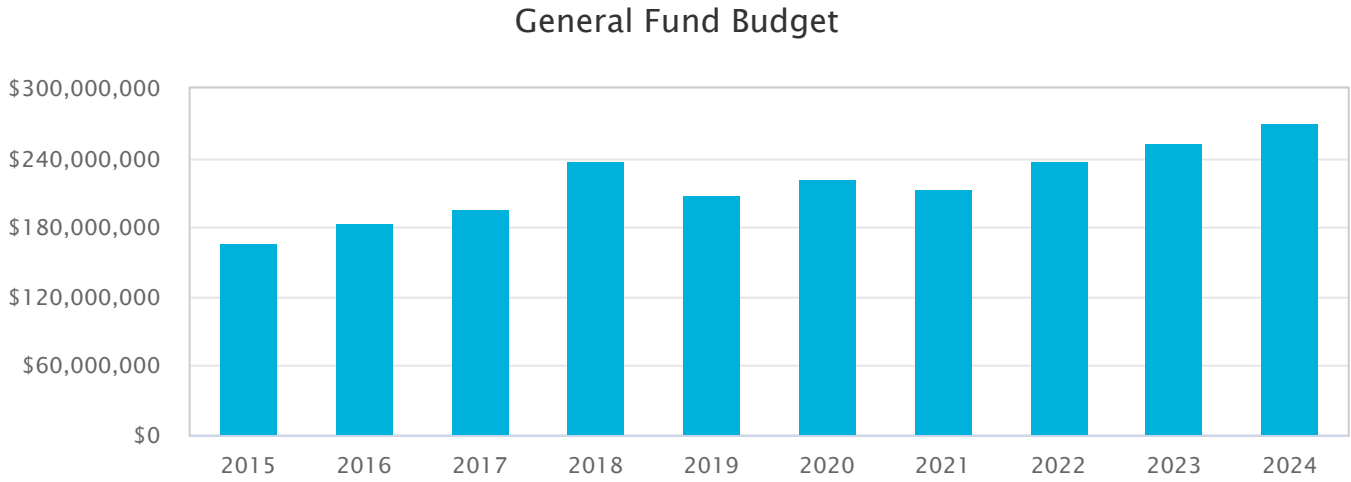
Figure 8 – General Fund Revenues by Source



Expenditures

The FY 2024 Adopted General Fund expenditures are \$269,790,630. This amount represents a 6.6% increase from the FY 2023 Adopted Budget.

Figure 9 – General Fund Expenditures



- INTRODUCTION
- PERSONNEL
- FUND SUMMARIES
- DEPARTMENTS
- CAPITAL IMPROVEMENT PROGRAM
- STATISTICS
- POLICIES
- COURT ORDERS
- APPENDIX

Table 5 below presents a side-by-side comparison of the General Fund expenditures by function for the past five years with the percentage change from FY 2023 Adopted to FY 2024 Adopted.

Table 5 - General Fund Expenditures by Function

Function Area	2020 Adopted	2021 Adopted	2022 Adopted	2023 Adopted	2024 Adopted	% Change Adopted
Conservation	\$ 329,260	\$ 323,826	\$ 323,980	\$ 355,979	\$ 347,626	(2.3%)
Culture and Recreation	\$ 982,257	\$ 1,006,749	\$ 1,018,980	\$ 1,093,069	\$ 1,178,280	7.8%
Equipment Services	\$ 4,426,830	\$ 4,782,214	\$ 4,089,407	\$ 5,062,587	\$ 6,088,554	20.3%
Financial Administration	\$ 14,919,111	\$ 15,302,824	\$ 15,915,053	\$ 16,930,134	\$ 18,422,031	8.8%
General Administration	\$ 51,900,927	\$ 38,536,821	\$ 55,930,424	\$ 57,415,501	\$ 51,063,745	(11.1%)
Health and Welfare	\$ 20,554,504	\$ 21,713,145	\$ 22,741,297	\$ 25,035,013	\$ 27,617,805	10.3%
Judicial	\$ 24,158,875	\$ 24,722,645	\$ 25,354,703	\$ 26,870,802	\$ 29,847,866	11.1%
Legal	\$ 15,949,112	\$ 16,487,451	\$ 17,371,829	\$ 18,016,968	\$ 19,930,085	10.6%
Public Facilities	\$ 12,626,013	\$ 11,644,145	\$ 12,194,578	\$ 13,268,335	\$ 14,333,258	8.0%
Public Safety	\$ 73,459,707	\$ 76,384,344	\$ 80,049,854	\$ 85,435,405	\$ 96,705,050	13.2%
Public Transportation	\$ -	\$ -	\$ -	\$ -	\$ -	0.0%
Unclassified	\$ 2,157,200	\$ 3,106,330	\$ 2,356,330	\$ 3,656,330	\$ 4,256,330	16.4%
Total	\$ 221,463,796	\$ 214,010,494	\$ 237,346,435	\$ 253,140,123	\$ 269,790,630	6.6%

The largest percentage increase was Equipment Services which increased by 20.3%. This is primarily due to an increase in the cost of equipment being replaced. Increases in the cost of vehicles has impacted both Road Equipment and Automotive Equipment such as the law enforcement fleet replacements.

Unclassified is the next largest increase at 16.4%. The increase of \$0.6 million is the result of an increase in the transfer to the Healthcare Foundation of \$0.6 million. The Healthcare Foundation has not been able to support itself since FY 2017. Each year revenues are transferred into the Healthcare Foundation from the General Fund in order to maintain a minimum of 180 days of fund balance in the Healthcare Foundation.

Public Safety increased by 13.2% in the General Fund. A significant investment was made in public safety including the staffing of 1 new pod in the jail that is planned to open at the end of FY 2024 and additional personnel in the Sheriff's Office to combat crime within the county. Other public safety departments received additional personnel as well such as Development Services, Medical Examiner and Juvenile Probation. The county also decided to outsource food services for the jail and fund Detention Officer meals while on duty. That shift along with the increasing cost of food supplies required the county to increase the budget.

The Judicial function increased 11.1% due to the costs associated with adding new positions for two new district courts. The 493rd District Court was added for the full year and the 494th District Court was added for one month of FY 2024.

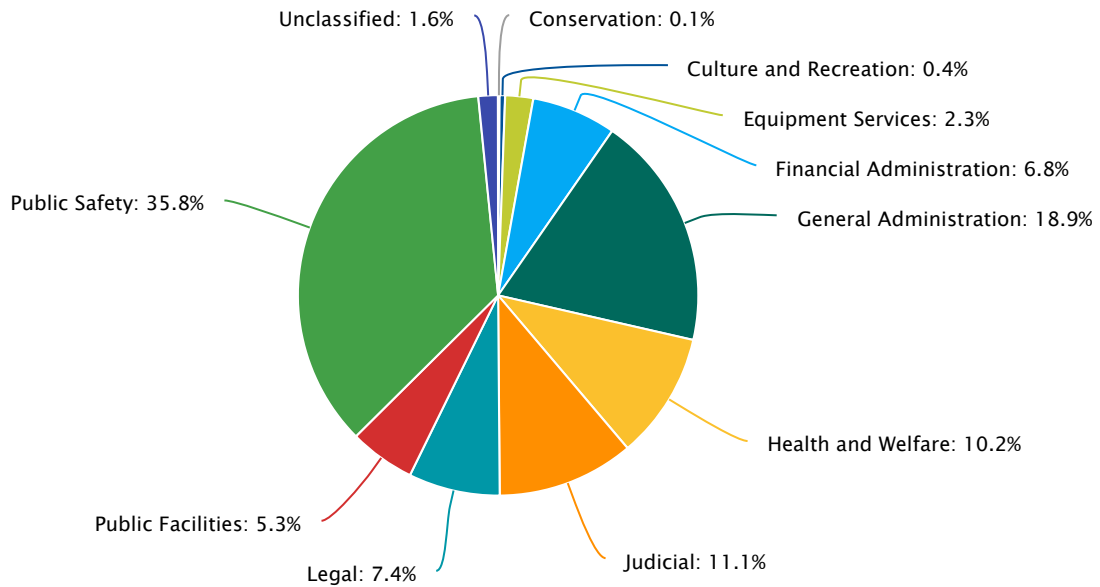
Legal costs have increased 10.6% due mainly to the addition of personnel, some of which is attributable to the addition of new courts.

Health and Welfare increased by 10.3% or \$2.6 million. The vast majority of this increase is due to an increase in the Inmate Medical Contract.

General Administration decreased in the General Fund as a payment to TCDRS to reduce retirement liability was not needed in the FY2024 budget. This decrease was offset to some degree by increased software maintenance and other I/T related costs as well as personnel additions.

Figure 10 – General Fund Expenditures by Function

Adopted Operating Funds Budget – Expenditure by Function



FY 2024 Other Operating Funds

Road and Bridge Fund

The total FY 2024 adopted revenues for the Road and Bridge fund are \$26,425,117 plus \$3,868,034 of planned usage of reserve funds for a total of \$30,293,151. Adopted revenues represent a 7.8% budget increase when compared to FY 2023. The increase is due to additional anticipated revenues of \$1.25 million in motor vehicle sales and use tax commission and improved investment revenues.

Figure 11 – Road & Bridge Fund Revenues by Source

Adopted Road & Bridge Fund Budget – Revenues by Source

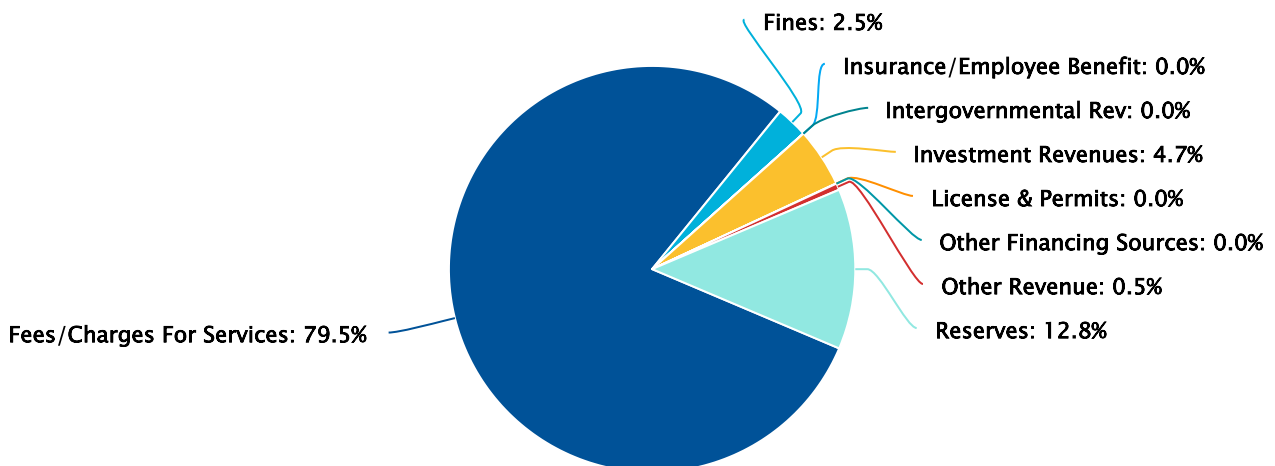
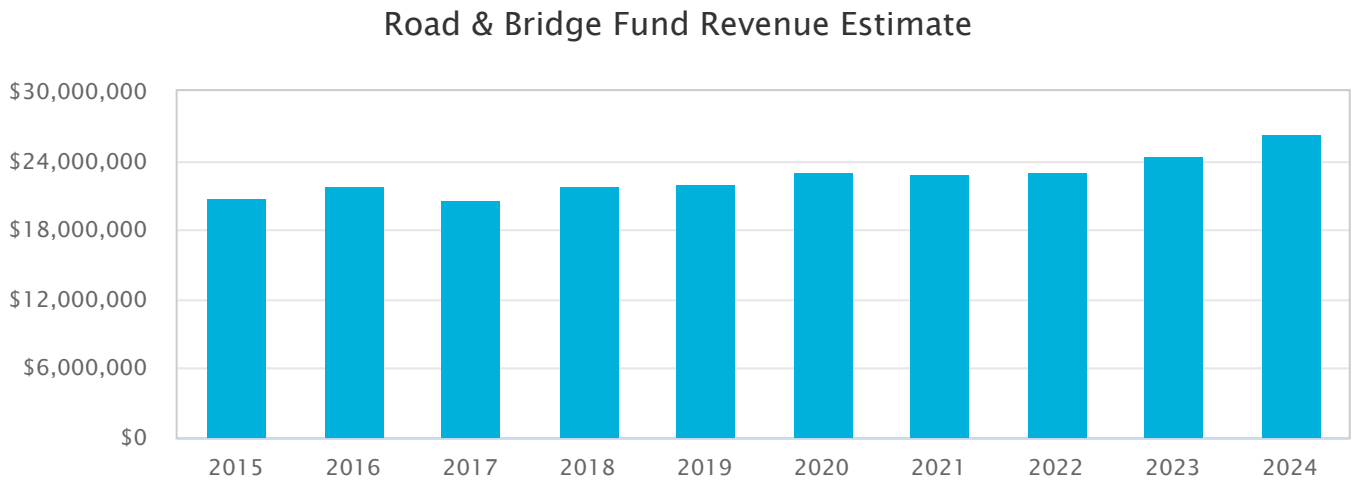
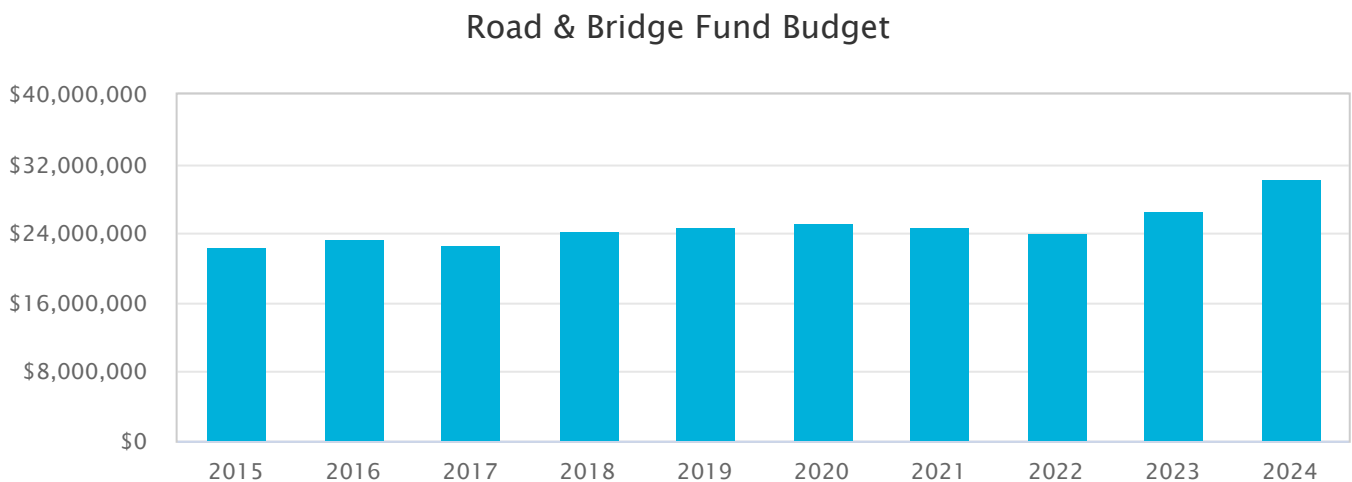


Figure 12 - Road & Bridge Fund Revenue Estimate



The total FY 2024 adopted expenditures for the Road and Bridge fund are \$30,293,151. This amount represents a 13.8% increase from the FY 2023 Adopted Budget. The increase is due to new personnel, larger equipment purchases as well as some building improvements for the County’s Road and Bridge facilities.

Figure 13 - Road & Bridge Fund Budget



Permanent Improvement Fund

The Permanent Improvement fund is also financed by a portion of the property tax levy as required in the Texas Constitution. Projects in the Permanent Improvement fund are those capital projects that do not necessarily warrant the expenditure of bond funds but are still necessary to the efficient operation of the County. A “Permanent Improvement” is defined as physical improvements to a facility, property and/or office. It is normally renovation and modifications to existing offices, buildings or grounds, etc. that are not considered normal repairs or maintenance. A walk-thru of each County facility is done every year. Maintenance and improvements to existing County facilities are funded through the Permanent Improvement Fund. Expenditures are zeroed out each year as only one-time projects are budgeted in this fund. There are no recurring expenses. Total estimated revenues in the Permanent Improvement fund for FY 2024 are \$2,541,554 of which \$2,359,148 are from property taxes. Total expenditures adopted for FY 2024 are \$2,540,790.

Conclusion

Collin County's economy is gaining strength with a robust housing market, an unemployment rate that continues to drop, and continued increase in population. The County continues to focus on its top priorities and core responsibilities of county governance while maintaining a high standard of living for its residents.

Considerable time was spent reviewing budget requests for compliance with the overall goals established by the County. County departments are to be commended for working within their established budgets, while working to find solutions to improve efficiencies within their current operating budgets. It is due to their efforts and the cost saving measures that have been implemented that we are able to maintain our current level of county services while still addressing growth.

The County continues to maintain a very conservative philosophy as reflected in this document. The FY 2024 Adopted Budget is a financially sound plan and will allow Collin County to continue to provide for as high a level of basic services to our growing community as possible within the limits of available resources.

I want to thank Commissioners, Elected Officials, and Department Heads for working with me to develop this Adopted Budget. I appreciate the continued dedication to our strong financial principles and management. I would especially like to thank my staff for their dedication and commitment.

Respectfully,



Mónica Arris

Budget and Finance Director



THE PAGE INTENTIONALLY LEFT BLANK

Community Profile



Community Profile

History

Collin County (C-18/19), is located in northeastern Texas thirty miles south of the Red River. McKinney, the county seat, is thirty-four miles northeast of Dallas. The county's center lies at approximately 33° 11' north latitude and 96° 34' west longitude. With the exception of a small portion of its western edge, Collin County's area of 851 square miles lies entirely within the Blackland Prairie region of Texas. The surface of the county is generally level to gently rolling, with an elevation ranging from 450 to 700 feet above sea level. Deep clayey soils over marl and chalk surface the central and western part of the county. Dark loamy alluvial soils, subject to flooding during the rainy season, lie in the eastern section. The western and central portions of the county are drained by the East fork of the Trinity River. The Elm fork of the Trinity drains the eastern section. Bois d' arc, oak, elm, ash, pecan, and post oak trees grow along the streams of the county but not in sufficient quantity for commercial use. Limestone and sand for making cement are the only mineral resources. Temperatures range from an average high of 96° F in July to an average low of 34° in January. Rainfall averages just under thirty-five inches a year, and the growing season extends for 237 days.

Branches of the Caddo Indians inhabited the area before the arrival of the first White settlers. Occasional outbreaks of violence occurred between the two groups, but there was no extended period of conflict since the Caddos withdrew from the county by the mid-1850s. The absence of organized Indian resistance, combined with the county's fertile soil and an offer of land grants by the Peters colony attracted settlers to the area in the early 1840s. Even with the offer of free land, the estimated population of the county was only 150 when it was demarked from Fannin County on April 3, 1846, and named for Collin McKinney, one of the first settlers of the county and a signer of the Texas Declaration of Independence. The original county seat was Buckner. Because this town Buckner was not within three miles of the center of the county, however, McKinney became the county seat in 1848. Like the county, McKinney was named for Collin McKinney.

The settlement of Collin County can be divided into two phases. The first occurred during the early period of the county's history, from 1840 to 1860. The second phase took place during and after the arrival of railroads. The settlements established before the construction of rail lines seldom survived if the railroads bypassed them. The majority of the first settlers of Collin County were farmers who lived near streams, where water and wood were easily obtained. They established small, family-operated farms that produced mostly wheat and corn. The slave and cotton economy that characterized most of the South, with its large plantations, failed to take hold in the county. In part this was a result of the lack of navigable rivers and railroads to transport cash crops to retail centers. The nearest market was Jefferson, more than 150 miles to the east. In addition, the farmers who settled the county were from the upper South and had little experience in slaveholding or raising cotton. In 1860 only 1,047 of the 9,264 residents were black, and the cotton harvest was of no significance.

These factors, plus the influence of James W. Throckmorton, a native of McKinney and Texas state senator, resulted in Collin County's vote against secession, 948 to 405, in 1861. Once Texas joined the Confederacy, however, more than 1,500 residents of the county enlisted in the defense of the South, led by Throckmorton, who rose to the rank of brigadier general. During the war isolated incidents of violence occurred between Union sympathizers and Confederates, including the participation of an undetermined number of county residents in the events that led to the Great Hanging at Gainesville in 1862. Outbreaks of violence continued after the war. Farmersville, twelve miles east of McKinney, was the site of one of the killings that took place during the Lee-Peacock feud. By 1869 gunplay between the two groups had ended. Except for the military appointments of a few public officials in 1867–68, the county remained under the control of the Democratic Party during Reconstruction.

For the first thirty years of the county's history farmers had little incentive to take advantage of the fertile soil of the Blackland Prairie, considered the richest agricultural region of Texas. Between the 1840s and 1870s the lack of transportation facilities, limited markets, and absence of mechanized farm equipment restricted the agricultural production of the county. The arrival of the railroad removed these obstacles and initiated a fifty-year period of economic growth. In 1872 the Houston and Texas Central Railway, the first to reach the county, connected McKinney and Plano to tracks that reached as far south as Houston. The Missouri, Kansas and Texas followed four years later and was joined in a decade by the Gulf, Colorado and Santa Fe. By the mid-1890s six railroads crisscrossed the county, connecting farmers to retail markets throughout Texas. With an outlet for their products farmers began to cultivate the unplowed fertile land in the eastern and central sections of the county. Between 1870 and 1920 the number of farms and crop production increased dramatically. In 1870, 903 farms valued at just over three million dollars produced 674,565 bushels of corn, 4,371 bales of cotton, and 42,827 bushels of wheat. In 1920 the number of farms had increased to 6,001, with a value estimated at well over \$84 million. Production of corn had increased to 2,574,689 bushels, cotton to 49,311 bales, and wheat to 956,412 bushels.

By the 1920s, twenty-three Collin County communities had voted road bonds totaling just under \$4 million. New roads, combined with State Highway 289, provided county residents with easy access to Dallas, Fort Worth, and Waco. By the end of the decade thirteen communities had electricity, natural gas, and a telephone exchange. Three had a population of over 1,000. In 1920 the county seat had 6,677 residents, and the population of the county was 49,609.

During the next forty years, however, the population declined. The Great Depression, mechanization of farms, and employment opportunities outside the county contributed to the drop in population. Although Collin County did not suffer the extreme hardships that befell other areas of Texas, the number of county farms declined from 6,069 in 1930 to 4,771 by 1940. The value of all crops harvested dropped from just over \$10 million to just over \$6.5 million during the same period. As late as 1940 Collin County's unemployment rate stood at 19 percent.

By the mid-1950s the economy had recovered. The average value of farmland per acre increased from \$58.91 in 1940 to \$145.52 in 1954. In part this improvement was a result of the efforts of the Texas Research Foundation and the Collin County Soil Conservation District. The Texas Research Foundation, established at Renner in 1944, used the latest scientific discoveries to improve farming practices. In 1946 the Collin County Soil Conservation District was formed and planned the construction of 144 flood-retarding structures, including Lake Lavon, to prevent the flooding of thousands of acres of rich bottomland in southeastern Collin County. Farmers also benefited from the electric cooperatives established by the Rural Electrification Administration in the late 1930s. The Hunt-Collin Co-operative (1937), the Fannin County Electric Co-operative (1939), and the Grayson-Collin Electric Co-operative (1937) combined to bring electricity to the isolated communities of the county. New roads also assisted county farmers. In 1946 the county had 138 miles of paved roads. By the early 1970s the paved miles had increased to 2,333. The work of the Texas Research Foundation and improved soil-conservation practices increased the production of wheat, the county's primary cash crop, from 352,229 bushels in 1949 to 1,224,664 bushels in 1959.

The mechanization of farming, however, reduced the number of farms from 3,166 in 1950 to 2,001 in 1960. A corresponding decline in the county's population occurred. Historically the percentage of tenant farmers in Collin County was high; it reached a peak of 74 percent in 1925. By 1960 that figure had dropped to 38 percent. Because of the lack of business opportunities outside farming in the county, the majority of those forced to leave farming also left the county. The population decreased from 47,190 in 1940 to 41,247 in 1960.

Although agriculture, especially developing dairy farming, continued to be an important factor in the county's economy, by 1980 the introduction of light industry, combined with the growth of the Dallas metropolitan area, produced a successful diversified economy. In 1980 the number of business establishments totaled 2,388; 25 percent of the population was employed in manufacturing and 23 percent in wholesale and retail trade. Most of the population, 59 percent, worked outside the county. The economic growth between 1960 and 1980 accompanied a comparable population growth. Plano, eighteen miles northeast of Dallas, had the most dramatic increase of all Collin County towns: in 1960 Plano's population was 3,695, and twenty years later it was 72,331. Overall, Collin County's population increased from 41,692 in 1960 to 144,576 in 1980. Subsequently it continued to grow, largely as a result of the development of the suburbs in and around Plano. By 1990 the number of residents in Plano increased to 128,673, and the population of the county as a whole grew to 264,036, nearly double what it had been only a decade before. Many of the new arrivals in the county are from areas outside of Texas. As of 2014, the population of the county was 885,241, and the population of Plano was 278,495.

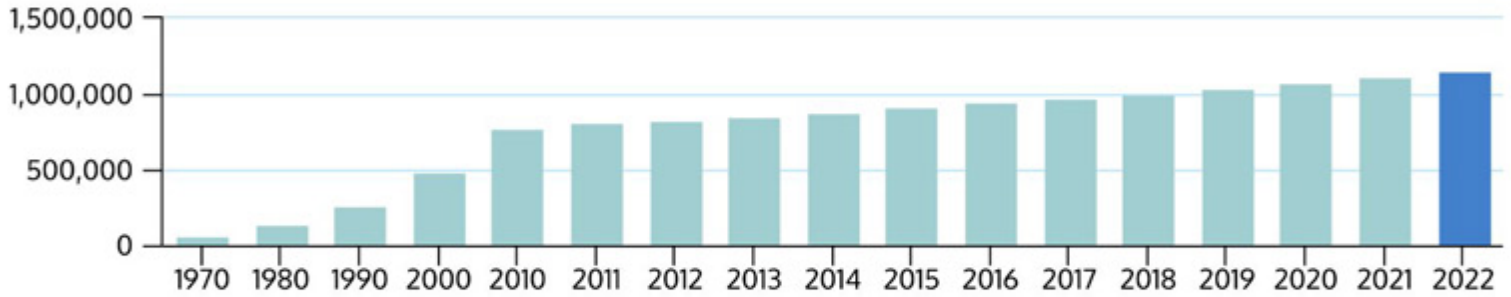
Though before 1970 the voters of the county were staunchly Democratic, from 1972 to 1992 they consistently chose Republican presidential candidates, and Republicans also made inroads in state and local races. Other changes have occurred. Due to the large number of young families that have moved to the area, the average age has dropped considerably, and education levels have been steadily rising. Hispanics, traditionally only a small minority in the county, now outnumber African Americans, and the number of Asians is increasing rapidly. In 2014 about 61.2 percent of the population was Anglo, 15 percent Hispanic, 9.4 percent African American, and 12.3 percent Asian. Collin County is well on its way to being one of the most densely populated counties in Texas. The largest city, Plano, overshadows the county seat as the business and educational center of the county. The diversified economy continues to diminish the number of farms. At its 150th anniversary the county little resembled what was settled in the 1840s.

David Minor, "Collin County," Handbook of Texas Online, accessed November 20, 2023, <https://www.tshaonline.org/handbook/entries/collin-county>

A SNAPSHOT OF COLLIN COUNTY

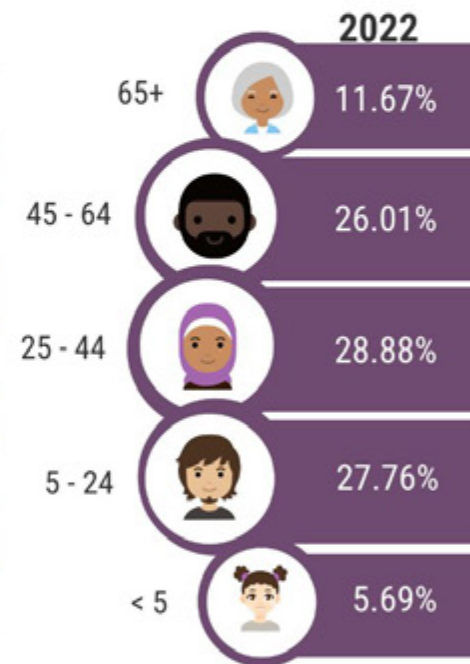
POPULATION GROWTH

Collin County's population is among the fastest growing in the United States. Since the 2010 Census, Collin County has experienced a 48% growth, with an average annual growth rate of 4%.



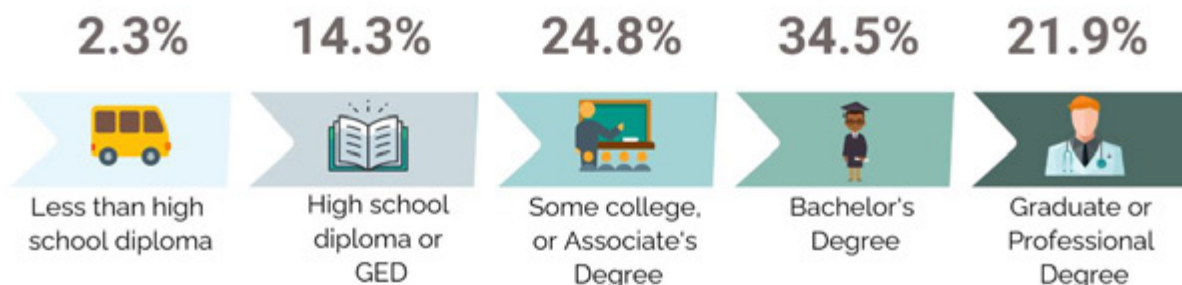
POPULATION COMPOSITION BY RACE and ETHNICITY AND AGE

RACE AND ETHNIC GROUP	2010	2022
White	74.22%	54.99%
African American	8.14%	11.29%
American Indian or Native Alaskan	0.59%	0.36%
Asian	11.30%	18.50%
Native Hawaiian and Other Pacific Islander	0.03%	0.08%
Other	2.71%	3.32%
Two or More Races	3.00%	11.47%
Hispanic or Latino Origin	14.84%	15.90%



EDUCATIONAL ATTAINMENT

In 2022, 95.6% of people 25 years and older had graduated from high school and 56.4% had a Bachelor's degree or higher. The total school enrollment was 310,965.

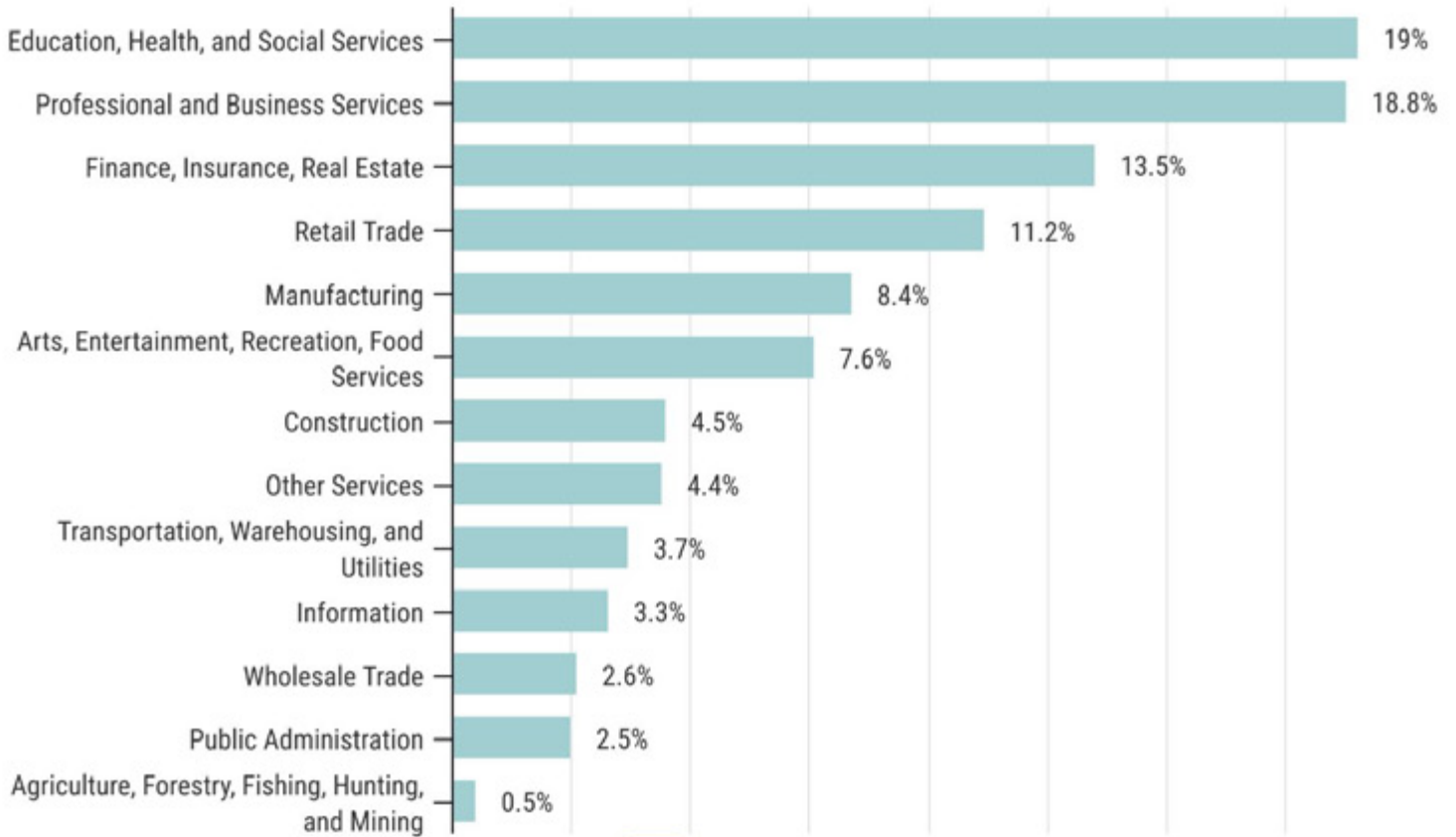


EMPLOYMENT

For the employed population 16 years and older, the most common occupations in 2022, were management, business, science and art occupations - followed sales and office occupations.



Employment by Industry



61% drove alone



7% carpoled



<1% public transportation



2.9% walk/other



29% work from home

INCOME

In 2022, 55.6% of households had a total combined income of \$100,000 or more. 22% had a total combined income of \$200,000 or more.

88% of households received earnings, 19.7% received Social Security, and 17.9% received retirement income other than Social Security. These income sources are not mutually exclusive.

The median household income in 2021 was **\$113,305.**



Source: U.S. Census Bureau
American Community Survey Office, 2022 1 Year Estimate

Top 10 Tax Payers

Table 6 – 2023 Top 10 Tax Payers

Taxpayer	Market Value	Taxable Value
Oncor Electric Delivery Co. LLC	\$ 799,768,873	\$ 797,946,750
Corporate Properties Trust I SPE #1 LLC	\$ 722,623,725	\$ 722,623,725
Toyota Motor North America Inc.	\$ 640,841,317	\$ 640,841,317
JP Morgan Chase Bank N.A.	\$ 630,746,696	\$ 630,746,696
Legacy West Investors LP	\$ 435,534,207	\$ 435,534,207
Bank of America NA	\$ 412,548,857	\$ 412,548,857
Liberty Mutual Plano LLC	\$ 390,006,849	\$ 390,006,849
CCI-D 6501 Legacy Owners LLC	\$ 356,210,866	\$ 356,210,866
Texas Instruments Inc	\$ 943,000,000	\$ 350,500,000
Stonebriar Mall LLC	\$ 341,025,726	\$ 341,025,726

Source: Collin County Central Appraisal District
<https://www.collincad.org/files/Reports/TopTaxpayerReports/2023TopTaxpayersReport.pdf>
 Top Taxpayer Report

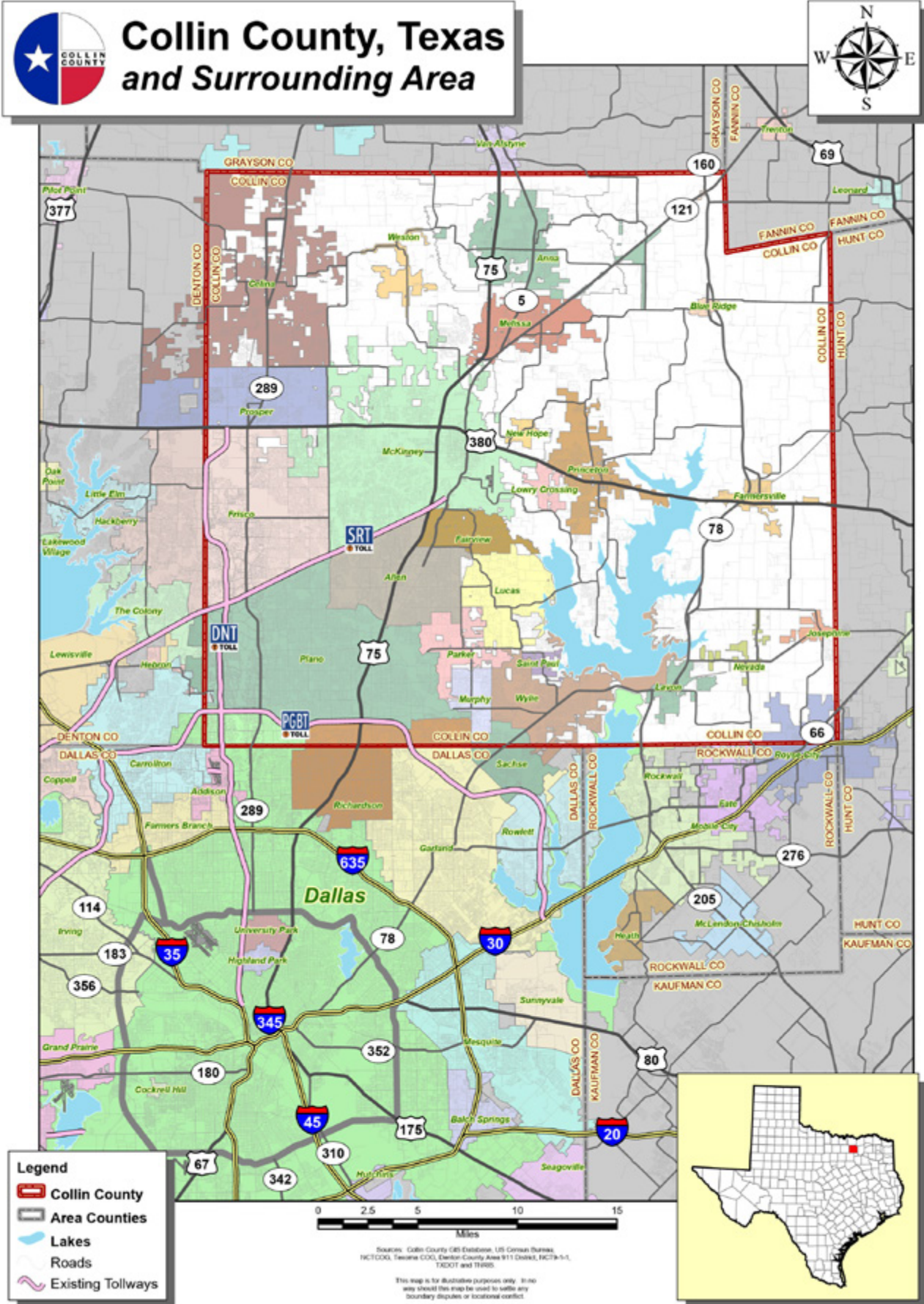
Top 10 Employers

Table 7 – 2023 Top 10 Employers

Employer	Employees	Industry
State Farm	7,075	Finance and Insurance
Capital One Finance	5,979	Finance and Insurance
JP Morgan Chase	4,000	Finance and Insurance
Toyota North American HQ	3,937	Management of Companies and Enterprises
Bank of America Home Loans	3,729	Finance and Insurance
Raytheon	3,500	Manufacturing
Blue Cross and Blue Shield of Texas	3,100	Finance and Insurance
Ericsson	3,078	Manufacturing
State Farm	2,785	Finance and Insurance
Liberty Mutual Insurance	2,700	Finance and Insurance

Source: North Central Texas Council of Governments
<https://data-nctcoggis.opendata.arcgis.com/datasets/NCTCOGGIS::employers-1/explore>


- INTRODUCTION
- PERSONNEL
- FUND SUMMARIES
- DEPARTMENTS
- CAPITAL IMPROVEMENT PROGRAM
- STATISTICS
- POLICIES
- COURT ORDERS
- APPENDIX





THE PAGE INTENTIONALLY LEFT BLANK

Personnel



THE BATDRONE



Positions by Fund & Department Full-Time Equivalents

5-Year Detail

Department	FY 2020 Adopted	FY 2021 Adopted	FY 2022 Adopted	FY 2023 Adopted	FY 2023 Revised	FY 2024 Requested	FY 2024 Adopted
0001 GENERAL							
01001 COUNTY JUDGE	1	1	1	1	1	1	1
01051 COMMISSIONERS COURT, PCT. 1	1	1	1	1	1	1	1
01052 COMMISSIONERS COURT, PCT. 2	1	1	1	1	1	1	1
01053 COMMISSIONERS COURT, PCT. 3	1	1	1	1	1	1	1
01054 COMMISSIONERS COURT, PCT. 4	1	1	1	1	1	1	1
02001 ADMINISTRATIVE SERVICES	8	8	8	8	8	8	8
02013 MAGISTRATE	1	5	5	9	9	9	9
03001 HUMAN RESOURCES	19	19	19	21	21	26	25
03020 RISK MANAGAMENT	2	2	2	2	2	3	2
03030 CIVIL SERVICE	1	1	1	1	1	1	1
04001 BUDGET AND FINANCE	6	6	6	6	6	6	6
04020 SUPPORT SERVICES	3.5	3.5	3.5	3.5	3.5	3.5	3.5
05001 ELECTIONS	15	15	16	16	16	18	18
06001 INFORMATION TECHNOLOGY	39	39	52	52	52	52	52
06020 TELECOM	8	8	0	0	0	0	0
06030 RECORDS	8	8	7	7	7	7	7
06040 ERP	4	4	0	0	0	0	0
06050 GIS	5.5	5.5	5.5	5.5	5.5	6.5	5.5
07001 VETERAN SERVICES	3	3	3	3	3	3	3
08001 COUNTY CLERK	30	30	32	32	32	34	34
08020 COUNTY COURT AT LAW CLERKS	36	36	36	36	36	36	36
08020 COURT COLLECTIONS	5	5	4	4	4	4	4
08030 TREASURY	6	6	6	6	6	6	6
08060 PROBATE/MENTAL	7	7	7	7	7	7	7
09001 MEDICAL EXAMINER	12	13	13	13	13	17	15
10001 NON-DEPARTMENTAL - ADMIN	0	8	0	0	0	0	0
20010 COUNTY COURT AT LAW 1	4	4	4	4	4	4	4
20020 COUNTY COURT AT LAW 2	4	4	4	4	4	4	4
20030 COUNTY COURT AT LAW 3	4	4	4	4	4	4	4
20040 COUNTY COURT AT LAW 4	4	4	4	4	4	4	4
20050 COUNTY COURT AT LAW 5	4	4	4	4	4	4	4

	Department	FY 2020 Adopted	FY 2021 Adopted	FY 2022 Adopted	FY 2023 Adopted	FY 2023 Revised	FY 2024 Requested	FY 2024 Adopted
INTRODUCTION	20060 COUNTY COURT AT LAW 6	4	4	4	4	4	4	4
	20070 COUNTY COURT AT LAW 7	4	4	4	4	4	4	4
	21099 PROBATE COURT	4	4	4	4	4	4	4
PERSONNEL	23001 DISTRICT CLERK	73.5	71	69	71	71	82	78
	23030 JURY MANAGEMENT	4	4	4	4	4	5	4
	24000 JUSTICE OF THE PEACE COURTS - SHARED	1	1	1	1	1	1	1
	24010 JUSTICE OF THE PEACE, PCT. 1	7	7	7	7	7	7	7
FUND SUMMARIES	24020 JUSTICE OF THE PEACE, PCT. 2	5	5	5	5	5	6	5
	24030 JUSTICE OF THE PEACE, PCT. 3	0	0	13	13	13	13	13
	24031 JUSTICE OF THE PEACE, PCT. 3-1	9	9	0	0	0	0	0
DEPARTMENTS	24032 JUSTICE OF THE PEACE, PCT. 3-2	5	5	0	0	0	0	0
	24040 JUSTICE OF THE PEACE, PCT. 4	7	7	7	7	7	8	8
	25000 DISTRICT COURTS - SHARED	4	4	4	7	7	7	7
CAPITAL IMPROVEMENT PROGRAM	25199 199TH DISTRICT COURT	4	4	4	4	4	4	4
	25219 219TH DISTRICT COURT	4	4	4	4	5	5	5
	25296 296TH DISTRICT COURT	4	4	4	4	4	4	4
	25366 366TH DISTRICT COURT	4	4	4	4	4	4	4
STATISTICS	25380 380TH DISTRICT COURT	4	4	4	4	4	4	4
	25401 401ST DISTRICT COURT	4	4	4	4	4	4	4
	25416 416TH DISTRICT COURT	4	4	4	4	4	4	4
	25417 417TH DISTRICT COURT	4	4	4	4	4	4	4
	25429 429TH DISTRICT COURT	4	4	4	4	4	4	4
POLICIES	25468 468TH DISTRICT COURT	4	4	4	4	4	4	4
	25469 469TH DISTRICT COURT	4	4	4	4	4	4	4
	25470 470TH DISTRICT COURT	4	4	4	4	4	4	4
	25471 471ST DISTRICT COURT	4	4	4	4	4	4	4
	25493 493RD DISTRICT COURT	0	0	0	0	0	4	4
	25494 494TH DISTRICT COURT	0	0	0	0	0	4	4
COURT ORDERS	30001 COUNTY AUDITOR	32	33	33	33	33	34	34
	31001 TAX ASSESSOR/ COLLECTOR	98.5	97.5	98.5	100.5	100.5	122.5	102.5
	32001 PURCHASING	17	17	17	17	17	19	19
	35001 DISTRICT ATTORNEY	137	139	141	140	141	150	146
APPENDIX	40010 FACILITIES & PARKS	52	51	64	74.5	74.5	77.5	74.5
	40030 BUILDING SUPERINTENDENT	4	4	4	4	4	4	5
	44001 EQUIPMENT SERVICES	14	14	14	14	14	14	14

Department	FY 2020 Adopted	FY 2021 Adopted	FY 2022 Adopted	FY 2023 Adopted	FY 2023 Revised	FY 2024 Requested	FY 2024 Adopted
50001 SHERIFF'S OFFICE	145.5	143.5	144.5	151.5	153.5	164.5	162.5
50002 CHILD ABUSE	2	6	5	5	5	5	5
50003 DISPATCH	29	30	30	32	32	32	32
50030 JAIL OPERATIONS	350	351	353	352	352	352	358
50060 FUSION CENTER	5	4	4	3	4	4	4
50090 COUNTY CORRECTIONS - SCORE	4	4	4	4	4	4	4
55010 CONSTABLE, PCT. 1	9	9	9	9	9	9	9
55020 CONSTABLE, PCT. 2	5	5	5	5	5	5	5
55030 CONSTABLE, PCT. 3	14	15	15	15	15	15	15
55040 CONSTABLE, PCT. 4	8	9	9	9	9	9	9
57001 FIRE MARSHAL	5	5	6	7	7	7	7
59001 HIGHWAY PATROL	1	1	1	1	1	1	1
59050 EMERGENCY MANAGEMENT	2	2	1	1	1	1	1
60030 SUBSTANCE ABUSE	3	3	3	3	3	3	3
62090 INDIGENT DEFENSE	8	8	8	8	8	8	8
64001 JUVENILE PROBATION	45.0	49.5	49.5	53.0	52.0	59.0	59.0
64020 JUVENILE DETENTION	92	92	92	92	92	96	92
64060 JJAEP	6	6	6	6	6	6	6
70001 AGRILIFE EXTENSION	6.5	6.5	6.5	6	6	6	6
78001 MYERS PARK	10	10	10	10	10	10	10
78020 FARM MUSEUM	1	1	1	1	1	1	1
82001 DEVELOPMENT SERVICES	9.5	9.5	9.5	9.5	9.5	10.5	10.5
0001 GENERAL FUND TOTAL	1,538.5	1,559.0	1,568.0	1,602.0	1,606.0	1,703.0	1,666.0
1010 ROAD AND BRIDGE							
06050 GIS - R&B	0	0	0	0	0	0	1
75001 ROAD & BRIDGE	92	94	94	94	94	97	97
75020 ENGINEERING	4	4	5	5	5	7	9
75040 PUBLIC WORKS	5	5	5	5	5	5	5
75060 SPECIAL PROJECTS	1	1	0	0	0	0	0
1010 ROAD AND BRIDGE FUND TOTAL	102	104	104	104	104	109	112
0029 COURTHOUSE SECURITY							
50040 COURTHOUSE SECURITY	13.0	13.0	13.0	13.0	13.0	13.0	13.0
1021 LAW LIBRARY							
04030 LAW LIBRARY	3	3	3	3	3	3	3
1025 COUNTY CLERK REC MGMT & PRES							
08040 COUNTY CLERK RECORDS - RECORDS MGMT & PRESERVATION	6	7	9	9	9	9	9

INTRODUCTION

PERSONNEL

FUND SUMMARIES

DEPARTMENTS

CAPITAL IMPROVEMENT PROGRAM

STATISTICS

POLICIES

COURT ORDERS

APPENDIX

Department	FY 2020 Adopted	FY 2021 Adopted	FY 2022 Adopted	FY 2023 Adopted	FY 2023 Revised	FY 2024 Requested	FY 2024 Adopted
1026 DISTRICT CLERK REC MGMT & PRES							
23040 DISTRICT CLERK - RECORDS MGMT & PRESERVATION	2	1	1	1	1	1	1
1040 HEALTHCARE FOUNDATION							
60001 HEALTHCARE SERVICES	34	41	56	71	67	70	67
1049 DA PRETRIAL INTERVENTION PROGRAM							
35060 DISTRICT ATTORNEY - PRE-TRIAL INTERVENTION	1	1	1	1	1	1	1
1054 PROBATE CONTRIBUTIONS							
21099 PROBATE INITIATED GUARDIANSHIP	1	1	1	1	1	1	1
1060 DA FEDERAL TREASURY FORFEITURE							
35002 DA FEDERAL TASK FORCE ADMIN	1	1	1	1	1	1	1
2102 PUBLIC HEALTH EMERGENCY PREPAREDNESS							
58001 HOMELAND SECURITY GRANT - BIOTERRORISM	8	14	8	8	8	8	8
2108 HEALTHCARE GRANTS							
60060 WIC PROGRAM GRANT - WIC	19	18	16	17	15	16	15
2580 STATE GRANTS							
25296 296TH DISTRICT COURT GRANT - TVC VALOR	0	1	0	0	0	0	0
25296 296TH DISTRICT COURT GRANT - TVC VETERANS COURT	0	4	0	0	0	0	0
64001 JUVENILE PROBATION JUV PROB - GRANT N	1	1	1	1	1	1	1
5505 EMPLOYEE INSURANCE							
60020 HEALTHCARE SERVICES - EMPLOYEE CLINIC	2.0	2.0	2.0	2.0	2.0	2.0	2.0
5990 ANIMAL SAFETY							
83001 ANIMAL SHELTER	10	10	10	10	10	11	12
83030 ANIMAL CONTROL	7	7	7	7	7	8	8
OTHER FUNDS TOTAL	106.5	123.5	127.5	143.5	137.5	143.5	140.5

INTRODUCTION

PERSONNEL

FUND SUMMARIES

DEPARTMENTS

CAPITAL IMPROVEMENT PROGRAM

STATISTICS

POLICIES

COURT ORDERS

APPENDIX

Department	FY 2020 Adopted	FY 2021 Adopted	FY 2022 Adopted	FY 2023 Adopted	FY 2023 Revised	FY 2024 Requested	FY 2024 Adopted
605X CSCD FUNDS							
61001 CSCD - BASIC SUPERVISION	96	93	95	95	96	96	97
61001 CSCD - COMMUNITY CORRECTIONS	4	4	4	4	4	4	4
61001 CSCD - PERSONAL BOND/SURETY	4	7	6	6	6	6	6
61001 CSCD - SC SEX OFFENDER	3	3	2	2	2	2	2
61001 CSCD - SC MENTALLY IMRD	2	2	2	2	2	2	2
61001 CSCD - DP SC SUBSTANCE ABUSE	5	5	5	5	5	5	5
605X CSCD FUNDS TOTAL	114	114	114	114	115	115	116
TOTAL AUTHORIZED FTES	1,861.0	1,900.5	1,913.5	1,963.5	1,962.5	2,070.5	2,034.5

FY 2024 New Positions

Department / Position		Quantity Requested (FTE)	Salary & Benefits Budget Impact	Quantity Adopted (FTE)	Salary & Benefit Budget Impact
0001	GENERAL FUND				
03001-0001	Human Resources - Admin				
	Management Trainer (538)	1	\$ 92,237	1	\$ 92,237
	Human Resources Generalist - Compensation (537)	1	\$ 85,639	1	\$ 85,639
	Human Resources Generalist - Employee Relations (537)	1	\$ 85,639	1	\$ 85,639
	Human Resources Assistant (533)	1	\$ 66,319	0	\$ -
	Human Resources Generalist - SO Liasion (537)	1	\$ 85,639	1	\$ 85,639
		5	\$ 415,473	4	\$ 349,154
03020-0001	Human Resources Risk Mgmt - Admin				
	Human Resources Generalist (537)	1	\$ 85,639	0	\$ -
		1	\$ 85,639	0	\$ -
05001-0001	Elections - Admin				
	Records and Audit Coordinator (536)	1	\$ 88,963	1	\$ 79,935
	Functional Analyst (538)	-	\$ -	1	\$ 125,263
		1	\$ 88,963	2	\$ 205,198
06001-0001	Information Technology - Admin				
	IT Program Manager (517)	1	\$ 115,409	0	\$ -
		1	\$ 115,409	0	\$ -
06050-0001	GIS - Admin				
	GIS Coordinator (536)	1	\$ 65,335	0	\$ -
		1	\$ 65,335	0	\$ -
08001-0001	County Clerk - Admin				
	Lead Clerk (535)	1	\$ 74,846	1	\$ 74,846
	Business Analyst (515)	1	\$ 100,647	0	\$ -
	Compliance Analyst (515)	0	\$ -	1	\$ 100,647
		2	\$ 175,493	2	\$ 175,493
09001 0001	Medical Examiner Admin				
	Autopsy Tech (533)	1	\$ 66,319	1	\$ 66,319
	Field Agent (537)	2	\$ 171,273	1	\$ 85,639
	Medical Examiner (702)	1	\$ -	0	\$ -
		4	\$ 237,592	2	\$ 151,958

INTRODUCTION

PERSONNEL

FUND SUMMARIES

DEPARTMENTS

CAPITAL IMPROVEMENT PROGRAM

STATISTICS

POLICIES

COURT ORDERS

APPENDIX

FY 2024 New Positions

Department / Position		Quantity Requested (FTE)	Salary & Benefits Budget Impact	Quantity Adopted (FTE)	Salary & Benefit Budget Impact
0001	GENERAL FUND (CONTINUED)				
23001-0001	District Clerk - Admin				
	Deputy District Clerk I (532)	3	\$ 188,099	1	\$ 62,701
	Lead Clerk (535)	1	\$ 74,846	1	\$ 74,846
	Senior Administrator (514)	1	\$ 94,257	1	\$ 94,257
	Deputy District Clerk II - Criminal Case Mgmt (533)	1	\$ 66,319	1	\$ 66,319
	Deputy District Clerk II - Case Mgmt (533)	2	\$ 132,635	1	\$ 66,319
	Deputy District Clerk II - New District Court (533)	2	\$ 132,635	2	\$ 132,635
	Deputy District Clerk I - Court Collections (532)	1	\$ 62,701	0	\$ -
		11	\$ 751,492	7	\$ 497,077
23030-0001	District Clerk Jury Management - Admin				
	Deputy District Clerk II (533)	1	\$ 66,319	0	\$ -
		1	\$ 66,319	0	\$ -
24020-001	Justice of the Peace, Pct 2 - Admin				
	Legal Clerk I (531)	1	\$ 59,505	0	\$ -
		1	\$ 59,505	0	\$ -
24040-001	Justice of the Peace, Pct 4 - Admin				
	Legal Clerk I (531)	1	\$ 59,505	1	\$ 59,505
		1	\$ 59,505	1	\$ 59,505
25493-0001	493rd District Court - Admin				
	District Judge	1	\$ -	1	\$ 21,195
	Court Coordinator (512)	1	\$ -	1	\$ 83,183
	Court Officer (554)	1	\$ -	1	\$ 86,769
	Court Reporter (706)	1	\$ -	1	\$ 168,197
		4	\$ -	4	\$ 359,344
25494-0001	494th District Court - Admin (Starts Sept 2024)				
	District Judge	1	\$ -	1	\$ 1,766
	Court Coordinator (512)	1	\$ -	1	\$ 6,932
	Court Officer (554)	1	\$ -	1	\$ 7,231
	Court Reporter (706)	1	\$ -	1	\$ 14,016
		4	\$ -	4	\$ 29,945
30001-0001	County Auditor - Admin				
	Accounts Payable Technician (533)	1	\$ 66,319	1	\$ 66,319
		1	\$ 66,319	1	\$ 66,319

FY 2024 New Positions

	Department / Position	Quantity Requested (FTE)	Salary & Benefits Budget Impact	Quantity Adopted (FTE)	Salary & Benefit Budget Impact
0001	GENERAL FUND (CONTINUED)				
31001-0001	Tax Assessor/Collector - Admin				
	Title Specialist II - Frisco (533)	1	\$ 66,319	1	\$ 66,319
	Lead Clerk - Property Tax (535)	1	\$ 74,846	1	\$ 74,846
	Title Specialist (532)	8	\$ 501,594	0	\$ -
	Lead Clerk - SW Area Tax Office (535)	1	\$ 74,846	0	\$ -
	Title Specialist - SW Area Tax Office (532)	3	\$ 188,099	0	\$ -
	Registration Clerk - SW Area Tax Office (530)	2	\$ 113,361	0	\$ -
	Lead Clerk - Wylie Area Tax Office (535)	1	\$ 74,846	0	\$ -
	Title Specialist - Wylie Area Tax Office (532)	3	\$ 188,099	0	\$ -
	Registration Clerk - Wylie Area Tax Office (530)	2	\$ 113,361	0	\$ -
		22	\$ 1,395,371	2	\$ 141,165
32001-0001	Purchasing - Admin				
	Senior Buyer (537)	1	\$ 85,639	1	\$ 85,639
	Buyer II (536)	1	\$ 79,935	1	\$ 79,935
		2	\$ 165,574	2	\$ 165,574
35001-0001	District Attorney - Admin				
	Felony Prosecutor - Domestic Violence (584)	1	\$ 126,210	1	\$ 126,210
	Secretary (532)	1	\$ 62,701	1	\$ 62,701
	Trial Bureau Chief (588)	1	\$ 168,118	1	\$ 168,118
	Felony Appellate Attorney (584)	1	\$ 126,210	1	\$ 126,210
	Victim Assistance Coordinator (535)	3	\$ 224,531	1	\$ 74,846
	Budget Technician (536)	1	\$ 79,935	0	\$ -
	Public Information Officer (515)	1	\$ 100,647	0	\$ -
		9	\$ 888,352	5	\$ 558,085
40010-0001	Facilities - Admin				
	Building Maintenance Technician II (536)	3	\$ 239,796	0	\$ -
		3	\$ 239,796	0	\$ -
40030-0001	Building Superintendent - Admin				
	Building Projects Coordinator (514)	0	\$ -	1	\$ 94,257
		-	\$ -	1	\$ 94,257

FY 2024 New Positions

Department / Position		Quantity Requested (FTE)	Salary & Benefits Budget Impact	Quantity Adopted (FTE)	Salary & Benefit Budget Impact
0001	GENERAL FUND (CONTINUED)				
50001-0001	Sheriff's Office - Admin				
	Lieutenant (570)	2	\$ 239,337	2	\$ 227,838
	Deputy Sheriff - Criminal Investigations Unit General Crimes (556)	2	\$ 204,023	2	\$ 194,522
	Deputy Sheriff - Criminal Investigations Unit Narcotics (556)	2	\$ 204,023	2	\$ 194,522
	Deputy Sheriff - Courthouse (556)	5	\$ 510,051	3	\$ 291,780
	Sergeant - Courthouse (558)	1	\$ 113,793	1	\$ 108,374
		12	\$ 1,271,227	10	\$ 1,017,036
50030-0001	Jail Operations - Admin				
	Detention Officer (551) - 4 months of funding	0	\$ -	14	\$ 442,708
	Jail Sergeant (556) - 2 months of funding	0	\$ -	2	\$ 46,652
	Food Service Tech (533)	0	\$ -	(9)	\$ (688,022)
	Food Service Supervisor (537)	0	\$ -	(1)	\$ (94,299)
		0	\$ -	6	\$ (292,961)
64001-0001	Juvenile Probation - Admin				
	Juvenile Probation Officer (535)	6	\$ 449,060	6	\$ 449,060
	Juvenile Probation Unit Supervisor (538)	1	\$ 92,237	1	\$ 92,237
		7	\$ 541,297	7	\$ 541,297
64020-0001	Juvenile Detention - Admin				
	Juvenile Supervision Officer (535)	4	\$ 299,374	0	\$ -
		4	\$ 299,374	0	\$ -
82001-0001	Development Services				
	Inspector (536)	1	\$ 79,935	1	\$ 79,935
		1	\$ 79,935	1	\$ 79,935
0001	General Fund Total	98	\$ 7,067,970	61	\$ 4,198,381

FY 2024 New Positions

Department / Position	Quantity Requested (FTE)	Salary & Benefits Budget Impact	Quantity Adopted (FTE)	Salary & Benefit Budget Impact
OTHER FUNDS				
1010 ROAD & BRIDGE				
06050-0061 GIS - R&B				
GIS Coordinator (536)	0	\$ -	1	\$ 79,935
	0	\$ -	1	\$ 79,935
75001-0001 Road & Bridge - Admin				
Superintendent R & B (516)	1	\$ 107,654	1	\$ 107,654
Inspector (536)	2	\$ 159,866	2	\$ 98,011
	3	\$ 267,520	3	\$ 205,665
75020-0001 Engineering - Admin				
Senior Civil Engineer (518)	1	\$ 155,950	2	\$ 142,030
Environmental Construction Specialist (537)	1	\$ 89,017	1	\$ 85,639
Functional Analyst (538)	0	\$ -	1	\$ 92,237
	2	\$ 244,967	4	\$ 319,906
1040 HEALTHCARE FOUNDATION				
60001-0001 Healthcare - Admin				
Disease Intervention Specialist (535)	1	\$ 96,947	0	\$ -
Health Care Process Analyst (518)	1	\$ 123,954	0	\$ -
Nurse - RN (539)	1	\$ 99,636	0	\$ -
	3	\$ 320,537	0	\$ -
2108 WIC PROGRAM				
60060-9064 WIC Program				
Senior Nutritionist (536)	1	\$ 79,935	0	\$ -
	1	\$ 79,935	0	\$ -
5990 ANIMAL SAFETY				
83001-0001 Animal Shelter				
Foster/Rescue/Adoption Coordinator (533)	1	\$ 66,319	1	\$ 66,319
Animal Services Manager (730)	0	\$ -	1	\$ 156,560
	1	\$ 66,319	2	\$ 222,879
83030-0001 Animal Control				
Animal Control Officer (532)	1	\$ 62,701	1	\$ 62,701
	1	\$ 62,701	1	\$ 62,701

INTRODUCTION

PERSONNEL

FUND SUMMARIES

DEPARTMENTS

CAPITAL IMPROVEMENT PROGRAM

STATISTICS

POLICIES

COURT ORDERS

APPENDIX

FY 2024 New Positions

Department / Position		Quantity Requested (FTE)	Salary & Benefits Budget Impact	Quantity Adopted (FTE)	Salary & Benefit Budget Impact
OTHER FUNDS (CONTINUED)					
6050	JUDICIAL DISTRICT				
61001-0053	CSCD - Basic Supervision				
	Supervisor CSCD (638)	1	\$ 92,237	1	\$ 92,237
		1	\$ 92,237	1	\$ 92,237
	Other Funds Total	12	\$ 1,134,216	12	\$ 983,323
	Grand Total	110	\$ 8,202,186	73	\$ 5,181,704

FY 2024 Personnel Changes

Department / Current Position	Quantity Requested (FTE)	New Position	Quantity Requested (FTE)	Requested Budget Impact	Adopted Yes/No	Adopted Budget Impact
0001 GENERAL FUND						
02013-0001 Admin Services - Magistrate						
Legal Clerk I (531)	-7	Magistrate Clerk (533)	7	\$ 47,151	No	\$ -
	-7		7	\$ 47,151		\$ -
03001-0001 Human Resources - Admin						
Senior Benefits Representative (538)	-1	HR Manager (516)	1	\$ 8,742	Yes	\$ 8,742
	-1		1	\$ 8,742		\$ 8,742
08020-0001 County Court at Law Clerks - Admin						
Deputy Clerk II (533)	-1	Criminal Specialist (534)	1	\$ 2,472	No	\$ -
Deputy Clerk II (533)	-1	Civil Specialist (534)	1	\$ 3,340	No	\$ -
	-2		2	\$ 5,812		\$ -
25000-0009 District Court - Shared						
Deputy Court Admin Assistant (532)	-1	Deputy Court Administrator (538)	1	\$ 27,304		\$ -
		Deputy Court Administrator (535)	0	\$ -	Yes	\$ 9,913
	-1		1	\$ 27,304		\$ 9,913
31001-0001 Tax Assessor/Collector - Admin						
Vehicle Registration Clerk (530)	-22	Vehicle Registration Clerk (531)	22	\$ 60,930	No	\$ -
Vehicle Registration Clerk PT (530)	-9	Vehicle Registration Clerk PT (531)	9	\$ 11,583	No	\$ -
Vehicle Registration Clerk II (531)	-3	Vehicle Registration Clerk (531)	3	\$ -	No	\$ -
	-34		34	\$ 72,513		\$ -
40010-0001 Facilities & Parks - Admin						
Parts Specialist (535)	-1	Parts Warehouse Supervisor (536)	1	\$ -	No	\$ -
Secretary (532)	-1	Administrative Secretary (534)	1	\$ 5,216	No	\$ -
	-2		2	\$ 5,216		\$ -
50001-0001 Sheriff's Office - Admin						
Deputy Sheriff (556)	-1	Assistant Chief (574)	1	\$ 24,222	Yes	\$ 24,222
Deputy Sheriff (556)	-1	Rangemaster (558)	1	\$ 9,776	No	\$ -
Corporal (557)	-1	Sergeant (558)	1	\$ 4,945	Yes	\$ 4,945
AFIS Tech (533)	-1	Criminalist (537)	1	\$ 10,020	Yes	\$ 10,020
Deputy Sheriff (556)	-1	Sergeant (558)	1	\$ 11,111	Yes	\$ 11,111
Deputy Sheriff (556)	-1	Sergeant (558)	1	\$ 8,978	Yes	\$ 8,978
Secretary (532)	-1	Eliminated Position	0	\$ (62,701)	Yes	\$ (62,701)
	-7		6	\$ 6,351		\$ (3,425)

INTRODUCTION

PERSONNEL

FUND SUMMARIES

DEPARTMENTS

CAPITAL IMPROVEMENT PROGRAM

STATISTICS

POLICIES

COURT ORDERS

APPENDIX

FY 2024 Personnel Changes

Department / Current Position	Quantity Requested (FTE)	New Position	Quantity Requested (FTE)	Requested Budget Impact	Adopted Yes/No	Adopted Budget Impact
0001 GENERAL FUND (CONTINUED)						
64001-0001 Juvenile Probation - Admin						
Secretary (532)	-1	Administrative Secretary (534)	1	\$ 4,533	No	\$ -
	-1		1	\$ 4,533		\$ -
78001-0001 Myers Park - Admin						
Secretary (532)	-1	Administrative Secretary (534)	1	\$ 4,882	No	\$ -
	-1		1	\$ 4,882		\$ -
82001-0001 Development Services						
Tech I (530)	-1	Tech II (531)	1	\$ 2,823	No	\$ -
Tech I (530)	-1	Tech II (531)	1	\$ 2,062	Yes	\$ 2,062
	-2		2	\$ 4,885		\$ 2,062
0001 General Fund Total	-58		57	\$ 187,389		\$ 17,292
OTHER FUNDS						
1010 ROAD & BRIDGE						
75001-0001 Road & Bridge - Admin						
Equipment Operator (533)	-46	Equipment Operator II (534)	46	\$ 140,932	No	\$ -
Fuel Transport Agent (533)	-1	Equipment Operator (533)	1	\$ -	No	\$ -
	-47		47	\$ 140,932		\$ -
75040-0001 Public Works - Admin						
Public Works Representative	-1	Functional Analyst (538)	1	\$ 4,283	No	\$ -
	-1		1	\$ 4,283		\$ -
1025 COUNTY CLERK REC MGMT & PRES						
08040-0001 County Clerk Records - Records Mgmt & Preservation						
Deputy Clerk II (533)	-1	Records Management Coordinator (535)	1	\$ 4,970	Yes	\$ 7,073
	-1		1	\$ 4,970		\$ 7,073
1040 HEALTHCARE FOUNDATION						
60001-0001 Healthcare - Admin						
Healthcare Coordinator	-1	Assistant Public Health Director	1	\$ 49,685	No	\$ -
Nurse - LVN (534)	-1	Nurse - RN (539)	1	\$ 29,291	No	\$ -
Epidemiologist - COVID Grant (10 Months)	-1	Epidemiologist (2 months)	1	\$ 16,271	No	\$ -
Epidemiologist - COVID Grant (9 Months)	-1	Epidemiologist (3 months)	1	\$ 24,849	No	\$ -

INTRODUCTION

PERSONNEL

FUND SUMMARIES

DEPARTMENTS

CAPITAL IMPROVEMENT PROGRAM

STATISTICS

POLICIES

COURT ORDERS

APPENDIX

FY 2024 Personnel Changes

Department / Current Position	Quantity Requested (FTE)	New Position	Quantity Requested (FTE)	Requested Budget Impact	Adopted Yes/No	Adopted Budget Impact
OTHER FUNDS (CONTINUED)						
1040	HEALTHCARE FOUNDATION (CONTINUED)					
60001-0001	Healthcare - Admin (Continued)					
Epidemiologist - COVID Grant (9 Months)	-1	Epidemiologist (3 months)	1	\$ 24,409	No	\$ -
Epidemiologist - COVID Suppl Grant (10 Months)	-1	Epidemiologist (2 months)	1	\$ 16,596	No	\$ -
PHEP Planner - COVID Grant (9 months)	-1	PHEP Planner (3 months)	1	\$ 23,600	No	\$ -
PHEP Planner - COVID Grant (9 months)	-1	PHEP Planner (3 months)	1	\$ 23,059	No	\$ -
PHEP Planner - COVID Grant (9 months)	-1	PHEP Planner (3 months)	1	\$ 23,293	No	\$ -
Nurse (RN)-C19 Grant (9 months)	-1	Nurse - RN (517) for 3 months	1	\$ 25,322	No	\$ -
Nurse (RN) COVID Grant (9 months)	-1	Nurse - RN (517) for 3 months	1	\$ 24,909	No	\$ -
Nurse (RN) COVID Grant (9 months)	-1	Nurse - RN (517) for 3 months	1	\$ 24,909	No	\$ -
Nurse (RN)-C19 Grant (9 months)	-1	Nurse - RN (517) for 3 months	1	\$ 26,098	No	\$ -
Medical Assistant (532)	-1	Health Care Analyst (536)	1	\$ 12,948	No	\$ -
Financial Analyst COVID Grant (9 months)	-1	Financial Analyst (3 months)	1	\$ 25,439	No	\$ -
Financial Analyst-PHWG Grant (9 months)	-1	Financial Analyst (3 months)	1	\$ 23,747	No	\$ -
Functional Analyst COVID Grant (9 months)	-1	Functional Analyst (3 months)	1	\$ 23,507	No	\$ -
Functional Analyst-C19 Grant (9 months)	-1	Functional Analyst (3 months)	1	\$ 23,413	No	\$ -
Health Care Analyst-PHWG Grant (9 months)	-1	Health Care Analyst (3 months)	1	\$ 20,106	No	\$ -
Asset Management Tech-PHWG Grant (9 months)	-1	Asset Management Tech (3 months)	1	\$ 17,586	No	\$ -
Outreach Specialist (530)	-1	Tech I (533)	1	\$ 9,637	No	\$ -
		Tech I (530)	0	\$ -	Yes	\$ -

INTRODUCTION

PERSONNEL

FUND SUMMARIES

DEPARTMENTS

CAPITAL IMPROVEMENT PROGRAM

STATISTICS

POLICIES

COURT ORDERS

APPENDIX

FY 2024 Personnel Changes

Department / Current Position	Quantity Requested (FTE)	New Position	Quantity Requested (FTE)	Requested Budget Impact	Adopted Yes/No	Adopted Budget Impact
OTHER FUNDS (CONTINUED)						
1040	HEALTHCARE FOUNDATION (CONTINUED)					
60001-0001	Healthcare - Admin (Continued)					
Outreach Specialist (530)	-1	Tech I (533)	1	\$ 9,636	No	\$ -
		Tech I (530)	0	\$ -	Yes	\$ -
Immunization Service Aid (530)	-1	Tech I (533)	1	\$ 7,896	No	\$ -
		Tech I (530)	0	\$ -	Yes	\$ -
Tech I	-1	Tech I (533)	1	\$ 9,637	No	\$ -
Tech I	-1	Tech I (533)	1	\$ 9,636	No	\$ -
Nurse - RN (539)	-12	Nurse - RN (517)	12	\$ 110,750	No	\$ -
Nurse - LVN (534)	-1	Nurse - LVN (536)	1	\$ 5,226	No	\$ -
Nurse - LVN (534)	-1	Nurse - LVN (536)	1	\$ 7,176	No	\$ -
Medical Assistant (532)	-1	Medical Assistant (534)	1	\$ 4,463	No	\$ -
Medical Assistant (532)	-1	Medical Assistant (534)	1	\$ 5,261	No	\$ -
Nurse Practitioner (517)	-1	Nurse Practitioner (519)	1	\$ 15,518	No	\$ -
Public Information Officer -COVID Grant (9 months)	-1	Public Information Officer (3 months)	1	\$ 26,520	No	\$ -
Health Care Analyst-C19 Grant (9 months)	-1	Health Care Analyst (3 months)	1	\$ 19,984	No	\$ -
	-44		44	\$ 720,378		\$ -
5505	EMPLOYEE INSURANCE FUND					
60020-0001	Healthcare Services Employee Clinic - Admin					
Nurse - RN (539)	-1	Nurse - RN (517)	1	\$ 10,656	No	\$ -
Physician Assistant (517)	-1	Physician Assistant (519)	1	\$ 9,733	No	\$ -
	-2		2	\$ 20,389		\$ -
OTHER FUNDS TOTAL	-95		95	\$ 890,952		\$ 7,073
GRAND TOTAL	-153	GRAND TOTAL	152	\$ 1,078,341		\$ 24,365

FY 2024 Department Changes

Fund / Department / Position	Quantity Requested (FTE)	Department / Position	Quantity Adopted (FTE)	Adopted Yes / No
DA FEDERAL TREASURY FORFEITURE FUND		GENERAL FUND		
1060-35002-0001 District Attorney - Admin		0001-35001-0001 District Attorney - Admin		
Felony Investigator - Special Units	-1	Felony Investigator - Special Units	0	No
	-1		0	
GENERAL FUND		GENERAL FUND		
0001-06001-0001 Information Technology - Admin		0001-05001-0001 Elections - Admin		
Network Support Specialist	-1	Network Support Specialist	0	No
	-1		0	
GRAND TOTAL	-2		0	

INTRODUCTION

PERSONNEL

FUND SUMMARIES

DEPARTMENTS

CAPITAL IMPROVEMENT PROGRAM

STATISTICS

POLICIES


COURT ORDERS

APPENDIX



THE PAGE INTENTIONALLY LEFT BLANK

Fund Summaries



Collin County Fund Structure (Excluding Bond Funds) FY 2024

MAJOR BUDGETARY FUNDS	OTHER GOVERNMENTAL FUNDS	NON-MAJOR FUNDS	PROPRIETARY FUNDS	FIDUCIARY FUNDS
GENERAL FUND (0001) – Operating Governmental Fund/General	HOUSING FINANCE CORP FUND (0002) Governmental Fund/General	SPECIAL REVENUE FUNDS (1011-1039, 1041-1099) Non-Major Funds	INTERNAL SERVICE FUNDS (5501-5602, 5991) Proprietary Funds	AGENCY FUNDS (6050-6059) Fiduciary Funds
ROAD AND BRIDGE FUND (1010) – Operating Governmental Fund	RECORDS ARCHIVE FUND (0003) Governmental Fund/General		ENTERPRISE FUNDS (5990, 5999) Proprietary Funds	
PERMANENT IMPROVEMENT FUND (0499) – Operating Governmental Fund	DISTRICT COURTS RECORD TECHNOLOGY FUND (0005) Governmental Fund/General			
DEBT SERVICE FUND (3001) Governmental Fund	COURTHOUSE SECURITY FUND (0029) Governmental Fund/General			CPS BOARD (6800) Component Unit
	HEALTHCARE FOUNDATION (1040) Governmental Fund			
	GRANT FUNDS (2101-2999) Governmental Funds			

INTRODUCTION

PERSONNEL

FUND SUMMARIES

DEPARTMENTS

CAPITAL IMPROVEMENT PROGRAM

STATISTICS

POLICIES

COURT ORDERS

APPENDIX

Fund Descriptions FY 2024

Major Funds	Appropriated	Basis of Budgeting	Basis of Accounting	Description
General Fund	Yes	Modified Accrual	Modified Accrual	The general operating fund of the County. The General fund is used to account for all financial resources except those specific to another fund. Major revenue sources include property taxes, fees, intergovernmental revenues, fines and investment income. Primary expenditures are for general administration, public safety, judicial, state prosecution and capital outlay.
Road & Bridge Fund	Yes	Modified Accrual	Modified Accrual	The primary fund used to account for activities affecting County-owned roads, including right-of-way acquisitions, construction, operations, and maintenance. Expenditures for shared cost road projects with the State of Texas are also included. Revenues come from property taxes, court fines and fees associated with vehicle registration.
Permanent Improvement Fund	Yes	Modified Accrual	Modified Accrual	Fund used to account for property tax revenues and expenditures associated with permanent improvement projects.
Debt Service Fund	Yes	Modified Accrual	Modified Accrual	Fund used to account for property tax revenues restricted for use in meeting the county's debt obligation.
Other Governmental Funds	Appropriated	Basis of Budgeting	Basis of Accounting	Description
Housing Finance Corp Fund	Yes	Modified Accrual	Modified Accrual	Fund designated to account for issuer fees received and related investment interest from activities of the Collin County Housing Finance Corporation.
Records Archive Fund	Yes	Modified Accrual	Modified Accrual	Fund designated to account for the collection of the records archive fee and the related expenditures for preservation and restoration services performed by the County Clerk in connection with maintaining a County Clerk's records archive.
District Courts Record Technology Fund	Yes	Modified Accrual	Modified Accrual	Fund designated to account for the collection of fees and the related expenditures for preservation and restoration services performed by the District Clerk in connection with maintaining a District Clerk's records archive.
Courthouse Security Fund	Yes	Modified Accrual	Modified Accrual	Fund designated to account for collected court costs dedicated to security personnel, services, and items related to buildings that house the operations of District, County, or Justice Courts.
Healthcare Foundation	Yes	Modified Accrual	Modified Accrual	Fund designated to account for the Healthcare Foundation which assumes the County's obligation to provide indigent healthcare for county residents.
Grant Funds	No, with exception of Fund 2102 (PHEP Personnel), Fund 2108 (County Healthcare Grants) and Fund 2580 (State Grants personnel)	Modified Accrual	Modified Accrual	Funds used to account for receipt of grant revenues and expenditures from Federal and State entities or other sources.
Road Bond and Capital Project Funds	No	Modified Accrual	Modified Accrual	Funds used to account for debt proceeds for the acquisition or construction of major capital projects such as design, construction, or major improvements to roads, buildings and parks.

Fund Descriptions

FY 2024

Non-Major Funds	Appropriated	Basis of Budgeting	Basis of Accounting	Description
Special Revenue Funds	Yes, as needed, with the exception of funds not under Commissioner's Court authority (Funds 1036,1038, 1046,1051,1057,1058, 1064,1065,1066)	Modified Accrual	Modified Accrual	Funds used to account for specific revenue sources (other than debt proceeds) that are restricted from an outside source to be used for specified purposes.

Proprietary Funds	Appropriated	Basis of Budgeting	Basis of Accounting	Description
Internal Service Funds	Yes	Full Accrual	Full Accrual	Fund designated to account for issuer fees received and related investment interest from activities of the Collin County Housing Finance Corporation.
Enterprise Funds	Yes	Full Accrual	Full Accrual	Funds used to account for business-type activities. The County has two enterprise funds: <i>Collin County Toll Road Authority (CCTRA)</i> and the <i>Animal Safety Fund</i> . The Toll Road Authority was established to build and maintain an Outer Loop tolled roadway in the northern and eastern portions of the County. The Animal Safety Fund is used to account for activities related to animal shelter and control in unincorporated areas of the County as well as within member cities. The County and member cities are required to fund the Animal Safety Fund on a pro-rata basis based on the census population.

Fiduciary Funds	Appropriated	Basis of Budgeting	Basis of Accounting	Description
Agency Funds	Yes, personnel	Cash Basis	Cash Basis	County Fiduciary Funds consist of several agency funds. Agency funds are the separate accounts and transactions related to money received that is collected for and remitted to another entity. The County's role is strictly custodial in nature.

Component Unit	Appropriated	Basis of Budgeting	Basis of Accounting	Description
CPS Board	Yes	Modified Accrual	Modified Accrual	State Agency Fund established to account for the County contribution to the Child Protective Services Board.



THE PAGE INTENTIONALLY LEFT BLANK

Adopted Fund Summary Balance Changes (Excluding Bond Funds) FY 2024 (Thousands)

	Major Budgetary Funds				Other Governmental Funds
	General Fund (0001)	Road & Bridge Fund (1010)	Permanent Improvement Fund (0499)	Debt Service Fund (3001)	Funds (0002, 0003, 0005, 0029, 1040, 2102, 2108, 2580)
Beginning Fund Balance	\$ 277,122	\$ 77,364	\$ 26,064	\$ 7,702	\$ 24,013
Revenue					
Taxes	\$ 234,060	\$ -	\$ 2,359	\$ 92,013	\$ -
Fees/Charges For Services	\$ 19,387	\$ 24,075	\$ -	\$ -	\$ 2,226
Fines	\$ 1,141	\$ 762	\$ -	\$ -	\$ -
Insurance/Employee Benefit	\$ -	\$ -	\$ -	\$ -	\$ -
Intergovernmental Rev	\$ 7,180	\$ -	\$ -	\$ -	\$ 1,997
Investment Revenues	\$ 7,194	\$ 1,422	\$ 182	\$ 575	\$ 1,330
License & Permits	\$ 706	\$ 6	\$ -	\$ -	\$ -
Other Revenue	\$ 126	\$ 160	\$ -	\$ -	\$ 3
Total Revenues	\$ 269,792	\$ 26,425	\$ 2,542	\$ 92,588	\$ 5,556
Other Financing Sources	\$ -	\$ -	\$ -	\$ -	\$ 4,210
Total Resources	\$ 546,914	\$ 103,789	\$ 28,606	\$ 100,290	\$ 33,779
Expenditures					
Salary & Benefits	\$ 178,253	\$ 10,662	\$ -	\$ -	\$ 6,478
Training & Travel	\$ 1,664	\$ 69	\$ -	\$ -	\$ 91
Maintenance & Operations	\$ 81,770	\$ 14,586	\$ 1,184	\$ -	\$ 3,020
Capital Outlay	\$ 3,846	\$ 4,975	\$ 1,357	\$ -	\$ -
Debt Service	\$ -	\$ -	\$ -	\$ 92,506	\$ -
Sub-Total Expenditures	\$ 265,534	\$ 30,293	\$ 2,541	\$ 92,506	\$ 9,590
Transfers/Other Fin Uses	\$ 4,256	\$ -	\$ -	\$ -	\$ -
Total Appropriations	\$ 269,791	\$ 30,293	\$ 2,541	\$ 92,506	\$ 9,590
Ending Fund Balance	\$ 277,124	\$ 73,496	\$ 26,065	\$ 7,784	\$ 24,189
(Before Reserves)					
Fund Balance Change	\$ 2	\$ (3,868)	\$ 1	\$ 82	\$ 176
		(5.0%)		1.1%	0.7%

Fund balances for individual Major Funds and in aggregate for Other Governmental Funds, Non-Major Funds, Proprietary Funds, Fiduciary Funds, and Component Unit are estimated to change by less than 6%.

Adopted Fund Summary Balance Changes (Excluding Bond Funds) FY 2024 (Thousands)

	Non-Major Funds	Proprietary Funds		Fiduciary Funds	Component Unit	All Funds Total
	Special Revenue Funds	Internal Service Funds	Enterprise Funds	Agency Funds		
Beginning Fund Balance	\$ 39,858	\$ 24,950	\$ 9,903	\$ 3,845	\$ 101	\$ 490,922
Revenue						
Taxes	\$ -	\$ -	\$ -	\$ -	\$ -	\$ 328,432
Fees/Charges For Services	\$ 5,388	\$ -	\$ 2,072	\$ 365	\$ -	\$ 53,513
Fines	\$ -	\$ -	\$ -	\$ -	\$ -	\$ 1,903
Insurance/Employee Benefit	\$ -	\$ 45,753	\$ -	\$ -	\$ -	\$ 45,753
Intergovernmental Rev	\$ 113	\$ -	\$ -	\$ 7,949	\$ -	\$ 17,238
Investment Revenues	\$ 166	\$ 593	\$ 126	\$ -	\$ -	\$ 11,587
License & Permits	\$ -	\$ -	\$ -	\$ -	\$ -	\$ 712
Other Revenue	\$ 15	\$ 1,200	\$ -	\$ -	\$ -	\$ 1,504
Total Revenues	\$ 5,681	\$ 47,546	\$ 2,198	\$ 8,314	\$ -	\$ 460,642
Other Financing Sources	\$ -	\$ -	\$ -	\$ -	\$ 46	\$ 4,256
Total Resources	\$ 45,539	\$ 72,496	\$ 12,101	\$ 12,159	\$ 147	\$ 955,820
Expenditures						
Salary & Benefits	\$ 2,862	\$ 308	\$ 1,585	\$ 8,314	\$ -	\$ 208,463
Training & Travel	\$ 153	\$ 8	\$ 14	\$ -	\$ -	\$ 1,999
Maintenance & Operations	\$ 3,081	\$ 48,246	\$ 454	\$ -	\$ 46	\$ 152,389
Capital Outlay	\$ 346	\$ -	\$ 123	\$ -	\$ -	\$ 10,647
Debt Service	\$ -	\$ -	\$ -	\$ -	\$ -	\$ 92,506
Sub-Total Expenditures	\$ 6,442	\$ 48,563	\$ 2,175	\$ 8,314	\$ 46	\$ 466,004
Transfers/Other Fin Uses	\$ -	\$ -	\$ -	\$ -	\$ -	\$ 4,256
Total Appropriations	\$ 6,442	\$ 48,563	\$ 2,175	\$ 8,314	\$ 46	\$ 470,260
Ending Fund Balance	\$ 39,097	\$ 23,934	\$ 9,925	\$ 3,845	\$ 101	\$ 485,560
(Before Reserves)						
Fund Balance Change	\$ (761)	\$ (1,016)	\$ 22	\$ -	\$ (0)	\$ (5,362)
	(1.9%)	(4.1%)	0.2%	**		(1.1%)

INTRODUCTION

PERSONNEL

FUND SUMMARIES

DEPARTMENTS

CAPITAL IMPROVEMENT PROGRAM

STATISTICS

POLICIES

COURT ORDERS

APPENDIX

Adopted Fund Detail (Excluding Bond Funds) FY 2024 (Thousands)

Fund #	Fund Name	Estimated Beginning Balance	Tax Revenues	Non-Tax Revenues	Other Financing Sources	FY 2024 Adopted Total Revenues	Adopted Expenditures	Other Financing Uses	FY 2024 Adopted Budget	Estimated Ending Balance
Major Budgetary Funds:										
Operating Funds										
0001	General Fund	\$ 277,122	\$ 234,060	\$ 35,732	\$ -	\$ 269,792	\$ 265,534	\$ 4,256	\$ 269,791	\$ 277,123
1010	Road & Bridge Fund	77,364	-	26,425	-	26,425	30,293	-	30,293	73,496
0499	Permanent Improvement Fund	26,064	2,359	182	-	2,542	2,541	-	2,541	26,065
Operating Funds Total		\$ 380,550	\$ 236,419	\$ 62,340	\$ -	\$ 298,759	\$ 298,368	\$ 4,256	\$ 302,625	\$ 376,685
Debt Service Fund										
3001	Debt Service Fund	\$ 7,702	\$ 92,013	\$ 575	\$ -	\$ 92,588	\$ 92,506	\$ -	\$ 92,506	\$ 7,785
Debt Service Funds Total		\$ 7,702	\$ 92,013	\$ 575	\$ -	\$ 92,588	\$ 92,506	\$ -	\$ 92,506	\$ 7,785
Major Budgetary Funds Total		\$ 388,252	\$ 328,432	\$ 62,915	\$ -	\$ 391,347	\$ 390,874	\$ 4,256	\$ 395,131	\$ 384,469
Other Governmental Funds:										
0002	Housing Finance Corp Trust	\$ 493	\$ -	\$ 109	\$ -	\$ 109	\$ -	\$ -	\$ -	602
0003	Records Archive Fund	17,468	-	1,500	-	1,500	500	-	500	18,468
0005	District Courts Rec Tech Fund	733	-	10	-	10	100	-	100	643
0029	Courthouse Security	1,186	-	516	310	826	1,085	-	1,085	927
1040	(Special Revenue) Healthcare	4,760	-	1,514	3,900	5,414	5,998	-	5,998	4,176
2102	(Grant) Public Health Emerg Prep	-	-	242	-	242	242	-	242	-
2108	(Grants) Health Care	-	-	1,577	-	1,577	1,577	-	1,577	-
2580	(Grant) State Grants Fund	-	-	87	-	87	87	-	87	-
Other Governmental Funds Total		\$ 24,640	\$ -	\$ 5,556	\$ 4,210	\$ 9,766	\$ 9,590	\$ -	\$ 9,590	\$ 24,816
Non Major Funds:										
Special Revenue Funds										
1011	Farm to Market	\$ 23	\$ -	\$ -	\$ -	\$ -	\$ -	\$ -	\$ -	23
1012	Lateral Road	1,372	-	89	-	89	-	-	-	1,461
1013	Judicial Appellate	442	-	90	-	90	79	-	79	453
1015	Court Reporters Fund	406	-	345	-	345	357	-	357	394
1021	Law Library	4,580	-	545	-	545	458	-	458	4,667
1023	Farm Museum	12	-	-	-	-	-	-	-	12
1024	Open SpaceParks	3	-	-	-	-	-	-	-	3
1025	Records Management	14,381	-	1,705	-	1,705	2,528	-	2,528	13,558
1026	Document Preservation	709	-	276	-	276	88	-	88	897
1027	Juvenile Delinquency Prev	3	-	-	-	-	-	-	-	3
1028	Justice Court Technology	1,099	-	92	-	92	151	-	151	1,040
1031	Economic Development	773	-	13	-	13	100	-	100	687
1032	Dangerous Wild Animal	8	-	1	-	1	-	-	-	8
1033	Contract Elections	4,360	-	1,603	-	1,603	1,850	-	1,850	4,113
1035	Election Equipment	14	-	-	-	-	-	-	-	14
1036	Sheriffs Drug Forfeiture	7	-	-	-	-	-	-	-	7
1037	DA State Forfeiture	1,273	-	-	-	-	120	-	120	1,153
1038	DA Service Fee	253	-	3	-	3	-	-	-	256
1039	Myers Park Foundation	2	-	-	-	-	-	-	-	2
1042	Child Abuse Prevention	54	-	5	-	5	-	-	-	59
1044	County Records Mgmt & Pres	911	-	156	-	156	-	-	-	1,067
1046	Juvenile Case Manager Fund	470	-	5	-	5	-	-	-	475
1047	Court Init .Guard Contribution	637	-	48	-	48	-	-	-	685

Adopted Fund Detail (Excluding Bond Funds) FY 2024 (Thousands)

Fund #	Fund Name	Estimated Beginning Balance	Tax Revenues	Non-Tax Revenues	Other Financing Sources	FY 2024 Adopted Total Revenues	Adopted Expenditures	Other Financing Uses	FY 2024 Adopted Budget	Estimated Ending Balance
1048	Alternative Dispute Resolution	1	-	265	-	265	-	-	-	266
1049	DA Deferred Pre-Trial Intervention	936	-	112	-	112	170	-	170	878
1050	Drug Court Program Fund	241	-	57	-	57	-	-	-	298
1051	SCAAP	20	-	-	-	-	-	-	-	20
1052	County Courts Technology Fund	648	-	57	-	57	2	-	2	703
1053	District Courts Technology Fund	643	-	67	-	67	2	-	2	708
1054	Probate Contributions Fund	873	-	40	-	40	97	-	97	815
1055	CCLC Court Rec Preservation	689	-	10	-	10	-	-	-	699
1056	District Clerk Court Rec Pres	483	-	20	-	20	100	-	100	403
1057	DA Apportionment	102	-	23	-	23	-	-	-	124
1058	Justice Court C/H Security	322	-	13	-	13	30	-	30	305
1060	DA Federal Treasury Forf	1,826	-	-	-	-	184	-	184	1,642
1062	Truancy Prevention & Diversion	265	-	43	-	43	-	-	-	308
1063	DA Federal Justice Forfeiture	131	-	-	-	-	30	-	30	101
1064	Constable 3 Forfeiture	1	-	-	-	-	-	-	-	1
1065	Sheriff Federal Forfeiture	23	-	-	-	-	-	-	-	23
1066	Sheriff's Office Treasury Forfeiture	239	-	-	-	-	-	-	-	239
1068	Court Facility Fee Fund	603	-	-	-	-	97	-	97	506
1998	Veterans Court	22	-	-	-	-	-	-	-	22
Special Revenue Funds Total		\$ 39,858	\$ -	\$ 5,681	\$ -	\$ 5,681	\$ 6,442	\$ -	\$ 6,442	\$ 39,097
Non-Major Funds Total		\$ 39,858	\$ -	\$ 5,681	\$ -	\$ 5,681	\$ 6,442	\$ -	\$ 6,442	\$ 39,097
Proprietary Funds										
Internal Service Funds										
5501	Liability Insurance	\$ 9,911	\$ -	\$ 2,243	\$ -	\$ 2,243	\$ 2,343	\$ -	\$ 2,343	\$ 9,811
5502	Workers Compensation	6,079	-	1,089	-	1,089	885	-	885	6,284
5504	Unemployment Insurance	1,441	-	179	-	179	250	-	250	1,370
5505	Insurance Claim	7,102	-	43,635	-	43,635	45,085	-	45,085	5,652
5601	Flex Benefits	328	-	-	-	-	-	-	-	328
5602	Employee Paid Benefits	21	-	400	-	400	-	-	-	421
5991	Animal Shelter Program	67	-	-	-	-	-	-	-	67
Internal Service Funds Total		\$ 24,950	\$ -	\$ 47,546	\$ -	\$ 47,546	\$ 48,563	\$ -	\$ 48,563	\$ 23,934
Enterprise Funds										
5990	Animal Control	\$ 5,182	\$ -	\$ 2,167	\$ -	\$ 2,167	\$ 2,175	\$ -	\$ 2,175	\$ 5,173
5999	CC Toll Road Authority	4,721	-	31	-	31	-	-	-	4,752
Enterprise Funds Total		\$ 9,903	\$ -	\$ 2,198	\$ -	\$ 2,198	\$ 2,175	\$ -	\$ 2,175	\$ 9,925
Proprietary Funds Total		\$ 34,852	\$ -	\$ 49,744	\$ -	\$ 49,744	\$ 50,738	\$ -	\$ 50,738	\$ 33,859

INTRODUCTION
PERSONNEL
FUND SUMMARIES
DEPARTMENTS
CAPITAL IMPROVEMENT PROGRAM
STATISTICS
POLICIES
COURT ORDERS
APPENDIX

Adopted Fund Detail (Excluding Bond Funds) FY 2024 (Thousands)

Fund #	Fund Name	Estimated Beginning Balance	Tax Revenues	Non-Tax Revenues	Other Financing Sources	FY 2024 Adopted Total Revenues	Adopted Expenditures	Other Financing Uses	FY 2024 Adopted Budget	Estimated Ending Balance
Fiduciary Funds										
Agency Funds										
6050-6060	CSCD	\$ 3,845	\$ -	\$ 8,314	\$ -	\$ 8,314	\$ 8,314	\$ -	\$ 8,314	\$ 3,845
Agency Funds Total		\$ 3,845	\$ -	\$ 8,314	\$ -	\$ 8,314	\$ 8,314	\$ -	\$ 8,314	\$ 3,845
Fiduciary Funds Total		\$ 3,845	\$ -	\$ 8,314	\$ -	\$ 8,314	\$ 8,314	\$ -	\$ 8,314	\$ 3,845
Component Unit										
6800	Child Protective Services	\$ 101	\$ -	\$ -	\$ 46	\$ 46	\$ 46	\$ -	\$ 46	\$ 101
Component Unit Total		\$ 101	\$ -	\$ -	\$ 46	\$ 46	\$ 46	\$ -	\$ 46	\$ 101
Adopted Total Excluding Bond Funds		\$ 491,549	\$ 328,432	\$ 132,209	\$ 4,256	\$ 464,898	\$ 466,004	\$ 4,256	\$ 470,260	\$ 486,186
Road Bond and Cap Project Interest				\$ 12,859	\$ 12,859					
Total Revenues With Bond Interest				\$ 145,068	\$ 477,757					

INTRODUCTION

PERSONNEL

FUND SUMMARIES

DEPARTMENTS

CAPITAL IMPROVEMENT PROGRAM

STATISTICS

POLICIES

COURT ORDERS

APPENDIX

General Fund (0001)

FY 2024

The general operating fund of the county. The General Fund is used to account for all financial resources except those specific to another fund. Primary expenditures are for general administration, public safety, judicial, state prosecution and capital outlay.

	FY 2020 Actual	FY 2021 Actual	FY 2022 Actual	FY 2023 Adopted	FY 2023 YTD Actual	FY 2024 Adopted
Beginning Balance	\$ 235,000,082	\$ 251,520,975	\$ 279,201,919	\$ 273,766,559	\$ 273,766,559	\$ 277,121,541
Revenue						
Taxes	\$ 179,549,060	\$ 186,257,463	\$ 191,304,034	\$ 206,544,567	\$ 207,305,328	\$ 234,059,962
Fees/Charges For Services	20,576,413	23,024,911	23,333,810	21,269,030	23,001,622	19,386,660
Fines	1,202,936	1,066,906	1,260,580	1,135,000	1,304,944	1,141,000
Insurance/Employee Benefit	37,795	25,372	14,489	-	28,418	-
Intergovernmental Rev	6,307,736	6,942,038	8,451,391	6,451,000	9,176,874	7,179,770
Investment Revenues	3,929,340	1,871,779	2,617,838	2,091,550	12,235,498	7,193,528
License & Permits	592,050	766,451	719,103	651,000	636,992	706,000
Other Revenue	2,180,732	694,724	1,050,073	206,800	633,379	125,500
Total Revenues	\$ 214,376,062	\$ 220,649,644	\$ 228,751,318	\$ 238,348,947	\$ 254,323,055	\$ 269,792,420
Other Financing Sources	\$ 3,924	\$ 63,288	\$ 11,755	\$ -	\$ 908,274	\$ -
Total Resources	\$ 449,380,068	\$ 472,233,907	\$ 507,964,992	\$ 512,115,506	\$ 528,997,888	\$ 546,913,961
Expenditures						
Salary & Benefits	\$ 114,598,796	\$ 125,149,694	\$ 143,025,025	\$ 159,496,934	\$ 154,628,963	\$ 178,253,449
Training & Travel	507,054	689,717	813,742	1,557,991	982,688	1,664,181
Maintenance & Operations	69,966,955	57,277,295	81,376,214	86,381,448	87,250,203	81,770,464
Capital Outlay	10,543,682	6,757,235	6,238,549	2,047,420	4,229,486	3,846,206
Debt Service	-	-	306,894	-	1,121,876	-
Sub-Total Expenditures	\$ 195,616,487	\$ 189,873,941	\$ 231,760,424	\$ 249,483,793	\$ 248,213,216	\$ 265,534,300
Transfers	\$ 2,242,606	\$ 3,158,047	\$ 2,438,009	\$ 3,656,330	\$ 3,663,131	\$ 4,256,330
Total Appropriations	\$ 197,859,093	\$ 193,031,988	\$ 234,198,433	\$ 253,140,123	\$ 251,876,347	\$ 269,790,630
Ending Balance	\$ 251,520,975	\$ 279,201,919	\$ 273,766,559	\$ 258,975,383	\$ 277,121,541	\$ 277,123,331
Reserved-Outer Loop	\$ 45,767,874	\$ 45,776,249	\$ 45,776,249	\$ 45,776,249	\$ 45,776,249	\$ 45,776,249
Reserved	-	24,212,150	24,212,150	17,912,860	17,912,860	7,049,925
Com-Capital Murder	2,000,000	2,000,000	2,000,000	2,000,000	2,000,000	2,000,000
Com-Special Elections	200,000	200,000	200,000	200,000	200,000	200,000
Com-Utilities	500,000	500,000	500,000	500,000	500,000	500,000
Com-Lars Projects	6,000,000	6,000,000	6,000,000	6,000,000	6,000,000	6,000,000
Surety Bond Clerks	600,000	600,000	600,000	600,000	600,000	600,000
Total Reserves	\$ 55,067,874	\$ 79,288,399	\$ 79,288,399	\$ 72,989,109	\$ 72,989,109	\$ 62,126,174
Fund Balance After Reserves	\$ 196,453,101	\$ 199,913,520	\$ 194,478,160	\$ 185,986,274	\$ 204,132,432	\$ 214,997,157

INTRODUCTION

PERSONNEL

FUND SUMMARIES

DEPARTMENTS

CAPITAL IMPROVEMENT PROGRAM

STATISTICS

POLICIES

COURT ORDERS

APPENDIX

Permanent Improvement Fund (0499)

FY 2024

Fund used to account for property tax revenues and expenditures associated with permanent improvement projects.

	FY 2020 Actual	FY 2021 Actual	FY 2022 Actual	FY 2023 Adopted	FY 2023 YTD Actual	FY 2024 Adopted
Beginning Balance	\$ 23,994,417	\$ 24,414,314	\$ 24,293,704	\$ 25,002,343	\$ 25,002,343	\$ 26,064,492
Revenue						
Taxes	\$ 2,141,783	\$ 1,400,582	\$ 2,200,069	\$ 2,027,640	\$ 2,034,988	\$ 2,359,148
Investment Revenues	155,907	70,855	79,943	90,000	288,233	182,406
Other Revenue	405	-	-	-	-	-
Total Revenues	2,298,095	1,471,437	2,280,012	2,117,640	2,323,221	2,541,554
Total Resources	\$ 26,292,512	\$ 25,885,751	\$ 26,573,716	\$ 27,119,983	\$ 27,325,564	\$ 28,606,046
Expenditures						
Maintenance & Operations	505,982	332,123	12,336	144,300	61,422	1,184,290
Capital Outlay	1,372,216	1,259,924	1,559,037	1,954,000	1,199,650	1,356,500
Sub-Total Expenditures	\$ 1,878,198	\$ 1,592,047	\$ 1,571,373	\$ 2,098,300	\$ 1,261,072	\$ 2,540,790
Total Appropriations	\$ 1,878,198	\$ 1,592,047	\$ 1,571,373	\$ 2,098,300	\$ 1,261,072	\$ 2,540,790
Ending Balance	\$ 24,414,314	\$ 24,293,704	\$ 25,002,343	\$ 25,021,683	\$ 26,064,492	\$ 26,065,256
Reserved-Outer Loop	\$ 15,463,570	\$ 15,463,570	\$ 15,463,570	\$ 15,463,570	\$ 15,463,570	\$ 15,463,570
Total Reserves	\$ 15,463,570	\$ 15,463,570	\$ 15,463,570	\$ 15,463,570	\$ 15,463,570	\$ 15,463,570
Fund Balance After Reserves	\$ 8,950,744	\$ 8,830,134	\$ 9,538,773	\$ 9,558,113	\$ 10,600,922	\$ 10,601,686

Road and Bridge Fund (1010)

FY 2024

The primary fund used to account for activities affecting County-owned roads, including right-of-way acquisitions, construction, operations, and maintenance.

	FY 2020 Actual	FY 2021 Actual	FY 2022 Actual	FY 2023 Adopted	FY 2023 YTD Actual	FY 2024 Adopted
Beginning Balance	\$ 58,060,515	\$ 58,408,255	\$ 66,719,897	\$ 73,647,299	\$ 73,647,299	\$ 77,364,044
Revenue						
Fees/Charges For Services	20,897,174	23,144,434	24,570,073	22,920,400	26,466,570	24,075,400
Fines	947,558	1,246,464	885,082	992,000	736,638	762,000
Intergovernmental Rev	-	2,189,853	-	-	-	-
Investment Revenues	910,697	407,306	542,695	450,000	2,390,186	1,421,717
License & Permits	7,182	9,495	6,129	8,000	9,703	6,000
Other Revenue	455,931	578,449	581,575	150,500	193,852	160,000
Total Revenues	\$ 23,218,542	\$ 27,576,001	\$ 26,585,554	\$ 24,520,900	\$ 29,796,949	\$ 26,425,117
Total Resources	\$ 81,279,057	\$ 85,984,256	\$ 93,305,451	\$ 98,168,199	\$ 103,444,248	\$ 103,789,161
Expenditures						
Salary & Benefits	\$ 7,926,432	\$ 7,783,723	\$ 8,031,437	\$ 9,181,344	\$ 8,300,500	\$ 10,661,998
Training & Travel	11,899	6,395	16,782	42,319	28,320	69,244
Maintenance & Operations	11,883,132	10,023,678	9,791,826	14,258,679	15,387,285	14,586,410
Capital Outlay	3,049,339	1,382,563	1,818,107	3,133,185	2,364,099	4,975,499
Sub-Total Expenditures	\$ 22,870,802	\$ 19,196,359	\$ 19,658,152	\$ 26,615,527	\$ 26,080,204	\$ 30,293,151
Transfers	\$ -	\$ 68,000	\$ -	\$ -	\$ -	\$ -
Total Appropriations	\$ 22,870,802	\$ 19,264,359	\$ 19,658,152	\$ 26,615,527	\$ 26,080,204	\$ 30,293,151
Ending Balance	\$ 58,408,255	\$ 66,719,897	\$ 73,647,299	\$ 71,552,672	\$ 77,364,044	\$ 73,496,010
Com-Fuel	\$ 500,000	\$ 500,000	\$ 500,000	\$ 500,000	\$ 500,000	\$ 500,000
Com-Roadmaterials	500,000	500,000	500,000	500,000	500,000	\$ 500,000
Trails Of Blue Ridge	-	432,000	432,000	432,000	432,000	\$ 432,000
Total Reserves	\$ 1,000,000	\$ 1,432,000	\$ 1,432,000	\$ 1,432,000	\$ 1,432,000	\$ 1,432,000
Fund Balance After Reserves	\$ 57,408,255	\$ 65,287,897	\$ 72,215,299	\$ 70,120,672	\$ 75,932,044	\$ 72,064,010

INTRODUCTION

PERSONNEL

FUND SUMMARIES

DEPARTMENTS

CAPITAL IMPROVEMENT PROGRAM

STATISTICS

POLICIES

COURT ORDERS


APPENDIX


Debt Service Fund (3001) FY 2024

Fund used to account for property tax revenues restricted to be used to meet the county's debt obligation.

	FY 2020 Actual	FY 2021 Actual	FY 2022 Actual	FY 2023 Adopted	FY 2023 YTD Actual	FY 2024 Adopted
Beginning Balance	\$ 6,356,301	\$ 5,884,709	\$ 5,829,432	\$ 6,065,529	\$ 6,065,529	\$ 7,702,338
Revenue						
Taxes	\$ 76,808,743	\$ 80,969,206	\$ 84,842,536	\$ 85,328,538	\$ 85,637,788	\$ 92,013,358
Investment Revenues	253,772	72,042	68,232	100,000	695,326	574,789
Other Revenue	47,280,000	32,465,422	305,098	-	1,805,042	-
Total Revenues	\$ 124,342,515	\$ 113,506,670	\$ 85,215,866	\$ 85,428,538	\$ 88,138,156	\$ 92,588,147
Total Resources	\$ 130,698,816	\$ 119,391,379	\$ 91,045,298	\$ 91,494,067	\$ 94,203,685	\$ 100,290,485
Expenditures						
Debt Service	124,814,107	113,561,947	84,979,769	84,681,000	86,501,347	92,505,937
Sub-Total Expenditures	\$ 124,814,107	\$ 113,561,947	\$ 84,979,769	\$ 84,681,000	\$ 86,501,347	\$ 92,505,937
Total Appropriations	\$ 124,814,107	\$ 113,561,947	\$ 84,979,769	\$ 84,681,000	\$ 86,501,347	\$ 92,505,937
Ending Balance	\$ 5,884,709	\$ 5,829,432	\$ 6,065,529	\$ 6,813,067	\$ 7,702,338	\$ 7,784,548

Department Pages by Function





Function Descriptions

Conservation

Activities associated with the design to conserve and develop such natural resources as water, soil, forests and minerals. Examples include dam maintenance, 4H, and Horticulture programs provided by Extension and Conservation departments.

Culture & Recreation

Activities related to parks, recreational activities, museums, and historic and cultural preservation. Examples include Libraries, Historical Commission, Open Space, Myers Park, and Farm Museum.

Debt Service

Activities associated with the repayment of principal and interest on debt. Examples include debt service payments.

Equipment Services

Activities associated with the purchase and maintenance of all county vehicles and off-road equipment. Examples include equipment maintenance, fuel, and fleet replacement.

Financial Administration

Activities associated with the financial management of the county including but not limited to tax collections, accounting, budgeting, and purchasing activities. Examples include Budget, Court Collections, Treasury, Central Appraisal District, Auditor, Tax Assessor, and Purchasing.

General Administration

Activities associated with the general operations of the county including the oversight, operating systems, records management, and human resources. Examples include County Judge, Commissioners, Admin Services, Human Resources, Support Services, Information Technology, Capital Replacement, Records Management, Liability Insurance, and Workers Compensation.

Health & Welfare

Activities associated with providing health care and welfare related services including legal defense and healthcare services for indigents. Examples include Indigent Defense, Substance Abuse, Inmate Health, MHMR, Indigent Healthcare, and CPS Board.

Judicial

Activities associated with providing judicial court services. Examples include County Clerk, County Courts, District Clerk, Jury Management, Justice Courts, District Courts, Law Library, Court Reporters, Document Preservation, Justice Court Technology, Courthouse Security, Specialty Courts, and Probate Contributions.

Legal

Activities associated with providing legal prosecution by the state. Examples include District Attorney’s Office.

INTRODUCTION

Public Facilities

Activities associated with providing and maintaining county facilities for its operations. Examples include Facilities Management, Construction and Projects, and leases.

Public Safety

Activities associated with the protection of persons and property, providing incarceration services, emergency services, probation services, and serving judicial documents. Examples include Medical Examiner, Sheriff’s Office, Jail Operations, Minimum Security, Inmate Transfer, Pre Trial Release, County Corrections, Child Abuse Taskforce, Constables, Fire Marshal, Homeland Security, Highway Patrol, Juvenile, Animal Safety, and CSCD.

PERSONNEL

FUND SUMMARIES

DEPARTMENTS

CAPITAL IMPROVEMENT PROGRAM

STATISTICS

POLICIES

COURT ORDERS

APPENDIX

Public Transportation


Activities associated with providing a road and bridge system to the county. Examples include Road and Bridge, Engineering, Public Works, Special Projects, and Toll Road Authority.

Unclassified

Activities associated with multiple functional areas or not associated to a functional area. Examples include General Fund Transfers Out, Employee Health Insurance, Flex Benefits, Unemployment Insurance, Short-term Disability Insurance, Employee Health Clinic, and Debt Service Payments.

FY 2024 DEPARTMENT PAGES

Conservation



Department Descriptions & Core Services

Agrilife Extension

Improve county residents' quality of life with custom-made educational programs which are based on community-identified needs in the areas of agriculture, environmental stewardship, youth and adult life skills, human capital and leadership and community economic development.

Soil Conservation

To provide leadership and expertise in the conservation of natural resources in all areas of Collin County.

AGRILIFE EXTENSION

Conservation

PURPOSE

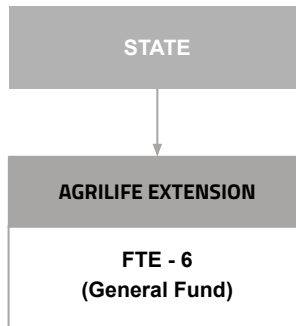
Through education, Texas A&M AgriLife Extension Service will:

Educate Texans to improve their health, safety, productivity and well-being.

Educate citizens to improve their stewardship of the environment and Texas' natural resources.

Educate Texans to make decisions that contribute to their economic security and to the state's economic prosperity. Foster the development of responsible, productive and self-motivated youth and adults.

REPORTING STRUCTURE




FTE POSITION SUMMARY

	FY 2021 Adopted	FY 2022 Adopted	FY 2023 Adopted	FY 2023 YTD Actual	FY 2024 Requested	FY 2024 Adopted	FY 2023/24 Change
AGRILIFE EXTENSION							
Administrative Secretary	2.0	2.0	2.0	2.0	-	2.0	-
County Ext Agent-4H	1.0	1.0	1.0	1.0	-	1.0	-
County Ext Agent-Agriculture	1.0	1.0	1.0	1.0	-	1.0	-
County Ext Agent-Home Economic	1.0	1.0	1.0	1.0	-	1.0	-
County Ext Agent-Horticulture	1.0	1.0	1.0	1.0	-	1.0	-
Tech I	0.5	0.5	-	-	-	-	-
Total	6.5	6.5	6.0	6.0	-	6.0	-

PERFORMANCE MEASURES

Goal: *Conducting programs by increasing participants' knowledge of fundamental concepts, acquisition of new skills, and changed behaviors.*

Performance Measures	Strategic Goal	FY 2020 Actual	FY 2021 Actual	FY 2022 Actual	FY 2023 Actual	FY 2024 Target
Program Participants		57,251	50,953	82,541	78,065	89,923
Volunteers Involved		4,170	4,086	4,748	5,064	5,416
Attendance at Volunteer Conducted Meetings	Efficient and Open Government	7,244	5,869	7,927	8,926	9,780

AGRILIFE EXTENSION

Conservation

BUDGET SUMMARY

AGRILIFE EXTENSION									
	FY 2020	FY 2021	FY 2022	FY 2023	FY 2023	FY 2024	FY 2024	FY 2023/24	
	Actual	Actual	Actual	Adopted	YTD Actual	Requested	Adopted	Change	
Salary & Benefits	\$ 256,001	\$ 241,401	\$ 269,734	\$ 338,909	\$ 254,141	\$ 302,346	\$ 330,556	(3%)	
Training & Travel	\$ 4,051	\$ 9,705	\$ 9,238	\$ 10,300	\$ 9,801	\$ 11,100	\$ 11,100	8%	
Maintenance & Operations	\$ 4,899	\$ 5,759	\$ 5,630	\$ 6,770	\$ 6,265	\$ 5,970	\$ 5,970	(12%)	
Total	\$ 264,951	\$ 256,865	\$ 284,602	\$ 355,979	\$ 270,207	\$ 319,416	\$ 347,626	↓ (2%)	

INTRODUCTION

PERSONNEL

FUND SUMMARIES

DEPARTMENTS

CAPITAL IMPROVEMENT PROGRAM

STATISTICS

POLICIES

COURT ORDERS

APPENDIX

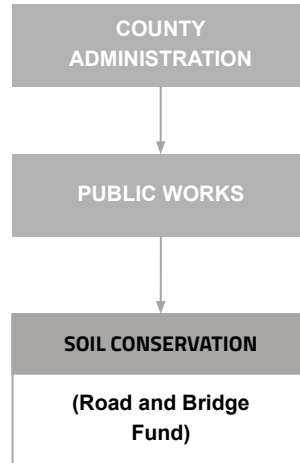
SOIL CONSERVATION

Conservation

PURPOSE

To provide leadership and expertise in the conservation of natural resources in all areas of Collin County.

REPORTING STRUCTURE



BUDGET SUMMARY

SOIL CONSERVATION									
	FY 2020 Actual	FY 2021 Actual	FY 2022 Actual	FY 2023 Adopted	FY 2023 YTD Actual	FY 2024 Requested	FY 2024 Adopted	FY 2023/24 Change	
Maintenance & Operations	\$ -	\$ 6,024	\$ 6,024	\$ 44,035	\$ 14,306	\$ 241,645	\$ 44,035	0%	
Total	\$ -	\$ 6,024	\$ 6,024	\$ 44,035	\$ 14,306	\$ 241,645	\$ 44,035	0%	

INTRODUCTION

PERSONNEL

FUND SUMMARIES

DEPARTMENTS

CAPITAL IMPROVEMENT PROGRAM

STATISTICS


POLICIES

COURT ORDERS

APPENDIX

FY 2024 DEPARTMENT PAGES

Culture and Recreation



Department Descriptions & Core Services

Historical Commission

The Collin County Historical Commission helps preserve and educate on the rich history of this county by initiating and conducting programs and activities for the preservation of historical heritage as well as marking, interpreting, preserving and accumulating information on landmarks.

Myers Park

To provide educational and recreational opportunities as directed by the Deed of Trust set forth by the Park’s founders. Myers Park & Event Center provides a premier facility to attract major equestrian, dog agility and livestock shows and events to Collin County, and provides opportunities for private, community and business facility rental for parties, gatherings and meetings.

Farm Museum

The Collin County Farm Museum strives to develop a better understanding and appreciation of Collin County’s rural heritage from the earliest settlement through the 1960s. The Collin County Farm Museum consists of 8,528 square feet of collections and restoration exhibits in the Wells Building.

Open Space

Implement program elements of the Open Space Strategic Plan in order to promote a high quality of life for current County residents and future generations through the addition of new parks and open space resources.

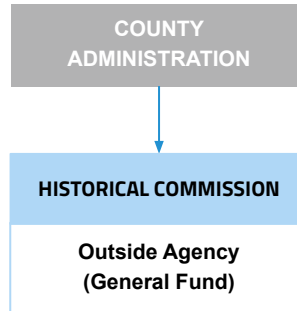
HISTORICAL COMMISSION

Culture and Recreation

PURPOSE

The Collin County Historical Commission helps preserve and educate on the rich history of this county by initiating and conducting programs and activities for the preservation of historical heritage as well as marking, interpreting, preserving and accumulating information on landmarks.

REPORTING STRUCTURE



BUDGET SUMMARY

HISTORICAL COMMISSION								
	FY 2020 Actual	FY 2021 Actual	FY 2022 Actual	FY 2023 Adopted	FY 2023 YTD Actual	FY 2024 Requested	FY 2024 Adopted	FY 2023/24 Change
Maintenance & Operations	\$ 48,320	\$ 42,459	\$ 47,118	\$ 49,900	\$ 44,402	\$ 49,900	\$ 49,900	0%
Total	\$ 48,320	\$ 42,459	\$ 47,118	\$ 49,900	\$ 44,402	\$ 49,900	\$ 49,900	0%

INTRODUCTION

PERSONNEL

FUND SUMMARIES

DEPARTMENTS

CAPITAL IMPROVEMENT PROGRAM

STATISTICS

POLICIES

COURT ORDERS

APPENDIX

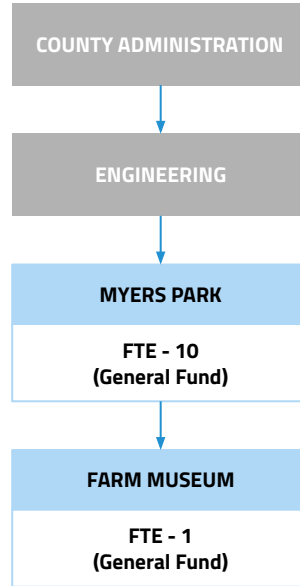
MYERS PARK

Culture and Recreation

PURPOSE

To provide educational and recreational opportunities as directed by the Deed of Trust set forth by the Park’s founders. Myers Park & Event Center provides a premier facility to attract major equestrian, dog agility and livestock shows and events to Collin County, and provides opportunities for private, community and business facility rental for parties, gatherings and meetings.

REPORTING STRUCTURE



FTE POSITION SUMMARY

	FY 2021 Adopted	FY 2022 Adopted	FY 2023 Adopted	FY 2023 YTD Actual	FY 2024 Requested	FY 2024 Adopted	FY 2023/24 Change
FARM MUSEUM							
Farm Museum Coordinator	1.0	1.0	1.0	1.0	-	1.0	-
MYERS PARK							
Administrative Secretary	-	-	-	-	1.0	-	-
Assistant Event Coordinator	0.5	0.5	0.5	0.5	-	0.5	-
Events Coordinator	1.0	1.0	1.0	1.0	-	1.0	-
Grounds Keeper	3.5	3.5	3.5	3.5	-	3.5	-
Grounds Maintenance Tech	2.0	2.0	2.0	2.0	-	2.0	-
Lead Worker	1.0	1.0	1.0	1.0	-	1.0	-
Parks Manager	1.0	1.0	1.0	1.0	-	1.0	-
Secretary	1.0	1.0	1.0	1.0	-1.0	1.0	-
Total	11.0	11.0	11.0	11.0	-	11.0	-

MYERS PARK

Culture and Recreation

INTRODUCTION

PERSONNEL

FUND SUMMARIES

DEPARTMENTS

CAPITAL IMPROVEMENT PROGRAM

STATISTICS


POLICIES

COURT ORDERS


APPENDIX

PERFORMANCE MEASURES



GOAL: Place 20 advertisements or articles in local news media/magazine outlets each year.

Performance Measures	Strategic Goal	FY 2020 Actual	FY 2021 Actual	FY 2022 Actual	FY 2023 Actual	FY 2024 Target
Advertisements and Articles Published	 Efficient and Open Government	45	104	72	56	20


GOAL: Log 40,000 views of Myers Park & Event Center's website each year.

Performance Measures	Strategic Goal	FY 2020 Actual	FY 2021 Actual	FY 2022 Actual	FY 2023 Actual	FY 2024 Target
Number of Views on Myers Park Website	 Efficient and Open Government	41,298	44,076	49,334	51,471	40,000


GOAL: Schedule and complete 200 events each year.

Performance Measures	Strategic Goal	FY 2020 Actual	FY 2021 Actual	FY 2022 Actual	FY 2023 Actual	FY 2024 Target
Number of Events	 Efficient and Open Government	271	326	336	340	200
Total Event Attendance	 Efficient and Open Government	120,639	183,718	263,966	322,201	100,000

GOAL: Attend 350 networking, community, new client meetings or events each year.

Performance Measures	Strategic Goal	FY 2020 Actual	FY 2021 Actual	FY 2022 Actual	FY 2023 Actual	FY 2024 Target
Number of Networking, Community and New Client Meetings Attended	 Efficient and Open Government	263	319	384	237	350

GOAL: Complete 30 projects each year including irrigation and special Myers Park internal and external group projects.

Performance Measures	Strategic Goal	FY 2020 Actual	FY 2021 Actual	FY 2022 Actual	FY 2023 Actual	FY 2024 Target
Number of Projects Completed	 Maintain Financial Health	53	23	45	51	30

MYERS PARK

Culture and Recreation

BUDGET SUMMARY

FARM MUSEUM

	FY 2020 Actual	FY 2021 Actual	FY 2022 Actual	FY 2023 Adopted	FY 2023 YTD Actual	FY 2024 Requested	FY 2024 Adopted	FY 2023/24 Change
Salary & Benefits	\$ 99,062	\$ 99,087	\$ 101,722	\$ 106,246	\$ 102,716	\$ 102,507	\$ 114,616	8%
Training & Travel	\$ -	\$ 420	\$ 319	\$ 1,000	\$ -	\$ 700	\$ 700	(30%)
Maintenance & Operations	\$ 15,473	\$ 17,070	\$ 18,728	\$ 20,217	\$ 21,239	\$ 25,767	\$ 22,517	11%
Total	\$ 114,535	\$ 116,577	\$ 120,769	\$ 127,463	\$ 123,955	\$ 128,974	\$ 137,833 ↑	8%

BUDGET RECONCILIATION

FY 2024 Base Budget Adjustments

	One-Time	Recurring	Total
Education Supplies	\$ -	\$ 2,000	\$ 2,000
Total			\$ 2,000

BUDGET SUMMARY

MYERS PARK

	FY 2020 Actual	FY 2021 Actual	FY 2022 Actual	FY 2023 Adopted	FY 2023 YTD Actual	FY 2024 Requested	FY 2024 Adopted	FY 2023/24 Change
Salary & Benefits	\$ 657,010	\$ 635,408	\$ 642,772	\$ 768,643	\$ 697,868	\$ 758,913	\$ 838,331	9%
Training & Travel	\$ 1,176	\$ 410	\$ 1,314	\$ 3,100	\$ 641	\$ 2,350	\$ 2,350	(24%)
Maintenance & Operations	\$ 82,798	\$ 86,543	\$ 79,269	\$ 110,413	\$ 105,916	\$ 146,655	\$ 111,163	1%
Capital Outlay	\$ -	\$ -	\$ 39,709	\$ -	\$ 6,752	\$ -	\$ -	0%
Total	\$ 740,984	\$ 722,361	\$ 763,064	\$ 882,156	\$ 811,177	\$ 907,918	\$ 951,844 ↑	8%

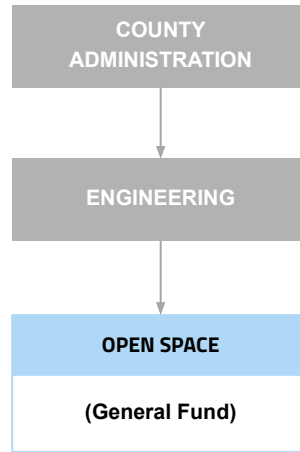
OPEN SPACE

Culture & Recreation

PURPOSE


Propose the means for acquisition and management of the open space system through interaction and cooperation of municipalities, public agencies, private organizations, and individuals. Identify natural resources of the county for protection in order to maintain a balance between developed and open landscape, and to preserve rare or unique ecosystems. Provide recommendations to maintain and operate County owned facilities, including programmed activities, as to protect and enhance the existing natural resources, encourage wise use of the facilities, and educate visitors about the program and the significance of County resources.

REPORTING STRUCTURE



PERFORMANCE MEASURES

GOAL: Schedule a minimum of 4 Parks & Open Space Board Meetings each year.

Performance Measures	Strategic Goal	FY 2020 Actual	FY 2021 Actual	FY 2022 Actual	FY 2023 Actual	FY 2024 Target
Number of Parks & Open Space Board Meetings		4	6	7	6	4

BUDGET SUMMARY

OPEN SPACE									
	FY 2020 Actual	FY 2021 Actual	FY 2022 Actual	FY 2023 Adopted	FY 2023 YTD Actual	FY 2024 Requested	FY 2024 Adopted	FY 2023/24 Change	
Salary & Benefits	\$ 16,500	\$ 16,800	\$ 16,800	\$ 18,000	\$ 18,000	\$ 18,900	\$ 18,900	5%	
Maintenance & Operations	\$ 12,884	\$ 11,657	\$ 12,174	\$ 15,550	\$ 13,086	\$ 19,803	\$ 19,803	27%	
Total	\$ 29,384	\$ 28,457	\$ 28,974	\$ 33,550	\$ 31,086	\$ 38,703	\$ 38,703	↑ 15%	

BUDGET RECONCILIATION

FY 2024 Base Budget Adjustments	One-Time	Recurring	Total
Contract Labor Increase	\$ -	\$ 900	\$ 900
Tractor Mowing Increase	\$ -	\$ 4,253	\$ 4,253
Total			\$ 5,153

INTRODUCTION

PERSONNEL

FUND SUMMARIES

DEPARTMENTS

CAPITAL IMPROVEMENT PROGRAM

STATISTICS


POLICIES

COURT ORDERS

APPENDIX

FY 2024 DEPARTMENT PAGES

Debt Service



Department Descriptions & Core Services

Debt Service

Fund used to account for property tax revenues restricted to be used to meet the county's debt obligation.

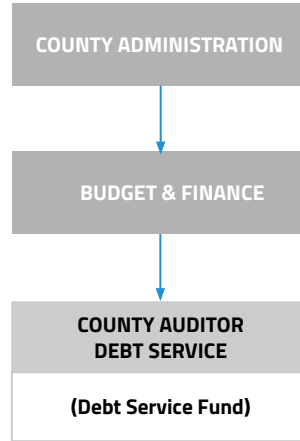
COUNTY AUDITOR DEBT SERVICE

Debt Service

PURPOSE


Fund used to account for property tax revenues restricted to be used to meet the county’s debt obligation.

REPORTING STRUCTURE




PERFORMANCE MEASURES

GOAL: *Maintain a AAA Bond Rating.*

Performance Measures	Strategic Goal	FY 2020 Actual	FY 2021 Actual	FY 2022 Actual	FY 2023 Actual	FY 2024 Target
County Bond Rating	 Maintain Financial Health	AAA	AAA	AAA	AAA	AAA

GOAL: *Keep the debt portion of the tax rate at or below 5.5 cents.*

Performance Measures	Strategic Goal	FY 2020 Actual	FY 2021 Actual	FY 2022 Actual	FY 2023 Actual	FY 2024 Target
Debt Tax Rate	 Maintain Financial Health	5.2000	5.2030	5.1251	4.4271	4.1850

BUDGET SUMMARY

COUNTY AUDITOR DEBT SERVICE

	FY 2020 Actual	FY 2021 Actual	FY 2022 Actual	FY 2023 Adopted	FY 2023 YTD Actual	FY 2024 Requested	FY 2024 Adopted	FY 2023/24 Change
Debt Service	\$ 124,814,107	\$ 113,561,947	\$ 84,979,769	\$ 84,681,000	\$ 86,501,347	\$ 92,505,937	\$ 92,505,937	9%
Total	\$ 124,814,107	\$ 113,561,947	\$ 84,979,769	\$ 84,681,000	\$ 86,501,347	\$ 92,505,937	\$ 92,505,937 ↑	9%

INTRODUCTION

PERSONNEL

FUND SUMMARIES

DEPARTMENTS

CAPITAL IMPROVEMENT PROGRAM

STATISTICS

POLICIES

COURT ORDERS

APPENDIX

COUNTY AUDITOR DEBT SERVICE

Debt Service

BUDGET RECONCILIATION			
FY 2024 Base Budget Adjustments	One-Time	Recurring	Total
Increase in Debt Payment	\$ -	\$ 7,824,937	\$ 7,824,937
Total			\$ 7,824,937

INTRODUCTION

PERSONNEL

FUND SUMMARIES

DEPARTMENTS

CAPITAL IMPROVEMENT PROGRAM

STATISTICS

POLICIES


COURT ORDERS

APPENDIX

FY 2024 DEPARTMENT PAGES

Equipment Services

INTRODUCTION
PERSONNEL
FUND SUMMARIES
DEPARTMENTS
CAPITAL IMPROVEMENT PROGRAM
STATISTICS
POLICIES
COURT ORDERS
APPENDIX



Department Descriptions & Core Services

Equipment Services

Equipment Services' mission is to provide cost-effective and timely service to all County departments in maintaining and repairing the vehicles and equipment in Collin County's fleet. In addition, we provide substantive information to County departments relating to fleet replacement.

We are active participants in the Clean Cities Technical Coalition, helping to promote clean air in Collin County by using clean emission vehicles.

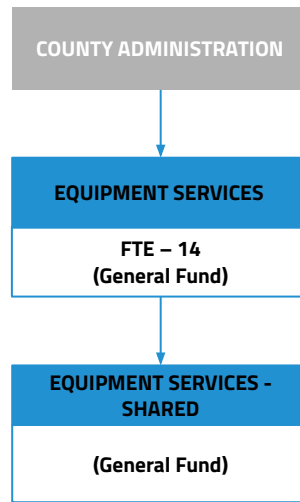
EQUIPMENT SERVICES

Equipment Services

PURPOSE

To maintain each unit in the County fleet in a safe, operable condition using the most cost-effective measures available. Providing for the safety & extended life of the County's vehicles and equipment by having a replacement schedule in place, performing preventative maintenance, offering specification writing training and fuel management.

REPORTING STRUCTURE




FTE POSITION SUMMARY

	FY 2021 Adopted	FY 2022 Adopted	FY 2023 Adopted	FY 2023 YTD Actual	FY 2024 Requested	FY 2024 Adopted	FY 2023/24 Change
EQUIPMENT SERVICES							
Administrative Secretary	1.0	1.0	1.0	1.0	-	1.0	-
Asset Management Technician	1.0	1.0	1.0	1.0	-	1.0	-
Equipment Services Manager	1.0	1.0	1.0	1.0	-	1.0	-
Equipment Technician	7.0	7.0	7.0	7.0	-	7.0	-
Fleet Analyst	1.0	1.0	1.0	1.0	-	1.0	-
Parts Warehouse Supervisor	1.0	1.0	1.0	1.0	-	1.0	-
Shop Coordinator	1.0	1.0	1.0	1.0	-	1.0	-
Shop Technician	1.0	1.0	1.0	1.0	-	1.0	-
Total	14.0	14.0	14.0	14.0	-	14.0	-

PERFORMANCE MEASURES

GOAL: Maintain, repair, and service all fleet related vehicles, heavy construction, and ancillary ground maintenance equipment in the safest, shortest time.

Performance Measures	Strategic Goal	FY 2020 Actual	FY 2021 Actual	FY 2022 Actual	FY 2023 Actual	FY 2024 Target
Total Number of Fleet Units (Off Road, Over the Road and Grounds)	 Mobility and Transportation	977	983	996	1,016	1,016
Total Number of Work Orders Processed		3,800	2,995	2,975	3,078	3,212
Gallons of Fuel Consumption (Unleaded)		192,893	181,813	195,729	199,702	192,534
Gallons of Fuel Consumption (Diesel)		213,686	185,906	180,198	177,416	189,302

EQUIPMENT SERVICES

Equipment Services

BUDGET SUMMARY

EQUIPMENT SERVICES								
	FY 2020 Actual	FY 2021 Actual	FY 2022 Actual	FY 2023 Adopted	FY 2023 YTD Actual	FY 2024 Requested	FY 2024 Adopted	FY 2023/24 Change
Salary & Benefits	\$ 1,211,221	\$ 1,194,375	\$ 1,293,681	\$ 1,391,637	\$ 1,360,796	\$ 1,356,754	\$ 1,483,820	7%
Training & Travel	\$ 2,448	\$ 4,362	\$ 898	\$ 11,750	\$ 7,114	\$ 12,500	\$ 12,500	6%
Maintenance & Operations	\$ 35,811	\$ 30,171	\$ 32,619	\$ 43,919	\$ 33,699	\$ 56,511	\$ 44,373	1%
Total	\$ 1,249,480	\$ 1,228,908	\$ 1,327,198	\$ 1,447,306	\$ 1,401,609	\$ 1,425,765	\$ 1,540,693 ↑	7%

EQUIPMENT SERVICES - SHARED								
	FY 2020 Actual	FY 2021 Actual	FY 2022 Actual	FY 2023 Adopted	FY 2023 YTD Actual	FY 2024 Requested	FY 2024 Adopted	FY 2023/24 Change
Maintenance & Operations	\$ 695,663	\$ 898,079	\$ 1,814,235	\$ 1,822,861	\$ 1,031,160	\$ 1,909,511	\$ 1,875,911	3%
Capital Outlay	\$ 1,415,999	\$ 1,895,614	\$ 173,928	\$ 1,792,420	\$ 608,396	\$ 2,671,950	\$ 2,671,950	49%
Total	\$ 2,111,662	\$ 2,793,693	\$ 1,988,163	\$ 3,615,281	\$ 1,639,556	\$ 4,581,461	\$ 4,547,861 ↑	26%

BUDGET RECONCILIATION			
FY 2024 Base Budget Adjustments	One-Time	Recurring	Total
GPS and PTO Sensors for 28 Dump Trucks and 7 Tractors	\$ -	\$ 1,204	\$ 1,204
County-Wide Fleet and Grounds Equipment Replacement	\$ 2,692,950	\$ -	\$ 2,692,950
Total			\$ 2,694,154

INTRODUCTION

PERSONNEL

FUND SUMMARIES

DEPARTMENTS

CAPITAL IMPROVEMENT PROGRAM

STATISTICS


POLICIES

COURT ORDERS

APPENDIX

FY 2024 DEPARTMENT PAGES

Financial Administration



Department Descriptions & Core Services

Budget & Finance

The Budget and Finance Department supports the Commissioners Court with fiscal planning, monitoring, and policy analysis that assist the Court in making well-informed policy and financial decisions.

Central Appraisal District

The mission of the Collin Central Appraisal District is to appraise all property in the Collin County Appraisal District at market value equally and uniformly, and to communicate that value annually to each taxpayer and taxing jurisdiction.

County Auditor

To ensure financial integrity of the County; enforce financial laws, policies and procedures; protect County assets, and maintain accurate and timely financial and accounting records.

Court Collections

Conducts in person interviews with defendants to determine his/her financial ability to pay court costs, fines and fees imposed by the criminal county courts. The clerk monitors the defendants' payment process until all costs are paid in full.

Purchasing

The statutory responsibility of the Purchasing Agent is to purchase all supplies, materials, and equipment; contract for all repairs required or used by the County; and supervise all purchases made on competitive bid. The Purchasing Agent is also responsible for County property and inventory and must annually file with the County Auditor and each member of the Purchasing Board an inventory of all property on hand and belonging to the County and to each subdivision, officer or employee.

Tax Assessor/Collector

To formulate policies and programs to ensure enforcement of the Texas Property Code and Texas Motor Vehicle laws. The basic duties and responsibilities of the Tax Assessor-Collector include: 1) assessing and collecting property taxes, 2) registering, licensing, and titling motor vehicles, and 3) maintaining accountability for public funds.

Treasury

As the Treasurer for Collin County, the County Clerk is statutorily responsible for proper management of 18 accounts including land and vitals fee account, criminal, civil and probate fee accounts, court registry, two direct deposit clearing accounts, pooled cash, juror payments, seized money, toll road authority, grants for teen court and justice assistance, and long and short term disability for UHC and Aetna.

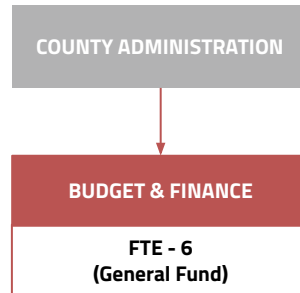
BUDGET & FINANCE

Financial Administration

PURPOSE

The Budget and Finance Department supports the Commissioners Court with fiscal planning, monitoring, and policy analysis that assist the Court in making well-informed policy and financial decisions.

REPORTING STRUCTURE




FTE POSITION SUMMARY


	FY 2021 Adopted	FY 2022 Adopted	FY 2023 Adopted	FY 2023 YTD Actual	FY 2024 Requested	FY 2024 Adopted	FY 2023/24 Change
BUDGET AND FINANCE							
Assistant Director I	1.0	1.0	1.0	1.0	-	1.0	-
Director of Budget	1.0	1.0	1.0	1.0	-	1.0	-
Financial Analyst	3.0	3.0	3.0	3.0	-	3.0	-
Financial Analyst II	1.0	1.0	1.0	1.0	-	1.0	-
Total	6.0	6.0	6.0	6.0	-	6.0	-

PERFORMANCE MEASURES

GOAL: *Maintain a AAA Bond Rating.*

Performance Measures	Strategic Goal	FY 2020 Actual	FY 2021 Actual	FY 2022 Actual	FY 2023 Actual	FY 2024 Target
County Bond Rating	 Maintain Financial Health	AAA	AAA	AAA	AAA	AAA

GOAL: *Adopt the County budget in accordance with statute.*


Performance Measures	Strategic Goal	FY 2020 Actual	FY 2021 Actual	FY 2022 Actual	FY 2023 Actual	FY 2024 Target
County Budget Adopted According to Statute	 Maintain Financial Health	Yes	Yes	Yes	Yes	Yes

BUDGET & FINANCE


Financial Administration

PERFORMANCE MEASURES (CONTINUED)

GOAL: Receive the GFOA Distinguished Budget Presentation Award each year.


Performance Measures	Strategic Goal	FY 2020 Actual	FY 2021 Actual	FY 2022 Actual	FY 2023 Actual	FY 2024 Target
Received GFOA Distinguished Presentation Award	 Efficient and Open Government	Yes	Yes	Yes	Yes	Yes

GOAL: Receive the GFOA Distinguished Budget Presentation Award each year.

Performance Measures	Strategic Goal	FY 2020 Actual	FY 2021 Actual	FY 2022 Actual	FY 2023 Actual	FY 2024 Target
Overall GFOA Rating Score for the County Budget Document (324 Total Points)	 Efficient and Open Government	254	270	236	243	250

In FY 2022 the scoring structure changed and points total changed to 300.

GOAL: Maintain a fund balance of at least 180 days in the General Fund.

Performance Measures	Strategic Goal	FY 2020 Actual	FY 2021 Actual	FY 2022 Actual	FY 2023 Actual	FY 2024 Target
Maintain a Fund Balance of 180 Days in the General Fund	 Maintain Financial Health	Yes	Yes	Yes	Yes	Yes

BUDGET SUMMARY

BUDGET & FINANCE								
	FY 2020 Actual	FY 2021 Actual	FY 2022 Actual	FY 2023 Adopted	FY 2023 YTD Actual	FY 2024 Requested	FY 2024 Adopted	FY 2023/24 Change
Salary & Benefits	\$ 742,794	\$ 747,552	\$ 813,492	\$ 875,486	\$ 861,296	\$ 869,463	\$ 964,598	10%
Training & Travel	\$ 7,815	\$ 9,129	\$ 15,143	\$ 17,605	\$ 15,516	\$ 17,600	\$ 17,600	0%
Maintenance & Operations	\$ 1,601	\$ 799	\$ 1,360	\$ 995	\$ 813	\$ 1,000	\$ 1,000	1%
Total	\$ 752,210	\$ 757,480	\$ 829,995	\$ 894,086	\$ 877,625	\$ 888,063	\$ 983,198 ↑	10%

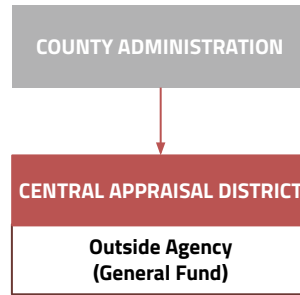
CENTRAL APPRAISAL DISTRICT

Financial Administration

PURPOSE

The mission of the Collin Central Appraisal District is to appraise all property in the Collin County Appraisal District at market value equally and uniformly, and to communicate that value annually to each taxpayer and taxing jurisdiction.

REPORTING STRUCTURE



BUDGET SUMMARY

CENTRAL APPRAISAL DISTRICT								
	FY 2020 Actual	FY 2021 Actual	FY 2022 Actual	FY 2023 Adopted	FY 2023 YTD Actual	FY 2024 Requested	FY 2024 Adopted	FY 2023/24 Change
Maintenance & Operations	\$ 1,795,818	\$ 1,792,691	\$ 1,934,699	\$ 2,091,978	\$ 1,980,190	\$ 2,035,262	\$ 2,035,262	(3%)
Total	\$ 1,795,818	\$ 1,792,691	\$ 1,934,699	\$ 2,091,978	\$ 1,980,190	\$ 2,035,262	\$ 2,035,262 ↓	(3%)

BUDGET RECONCILIATION

FY 2024 Base Budget Adjustments	One-Time	Recurring	Total
Decrease in Annual Payment	\$	- \$ (56,716)	\$ (56,716)
Total			\$ (56,716)

INTRODUCTION

PERSONNEL

FUND SUMMARIES

DEPARTMENTS

CAPITAL IMPROVEMENT PROGRAM

STATISTICS

POLICIES

COURT ORDERS

APPENDIX

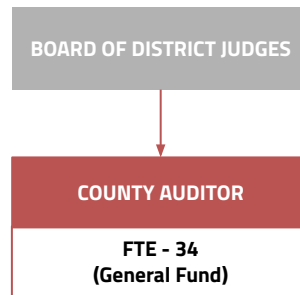
COUNTY AUDITOR

Financial Administration

PURPOSE COUNTY

To ensure financial integrity of the County; enforce financial laws, policies and procedures; protect County assets, and maintain accurate and timely financial and accounting records.

REPORTING STRUCTURE




FTE POSITION SUMMARY

	FY 2021 Adopted	FY 2022 Adopted	FY 2023 Adopted	FY 2023 YTD Actual	FY 2024 Requested	FY 2024 Adopted	FY 2023/24 Change
COUNTY AUDITOR							
1st Assistant Auditor	1.0	1.0	1.0	1.0	-	1.0	-
Accountant/Auditor	13.0	14.0	14.0	14.0	-	14.0	-
Accounting/Audit Specialist	3.0	3.0	3.0	3.0	-	3.0	-
Accounts Payable Supervisor	1.0	1.0	1.0	1.0	-	1.0	-
Accounts Payable Technician	6.0	6.0	6.0	6.0	1.0	7.0	1.0
Audit Manager	4.0	4.0	4.0	4.0	-	4.0	-
County Auditor	1.0	1.0	1.0	1.0	-	1.0	-
Grant Accountant/Auditor	1.0	-	-	-	-	-	-
Grant Resource Administrator	1.0	1.0	1.0	1.0	-	1.0	-
Office Coordinator	1.0	1.0	1.0	1.0	-	1.0	-
Section Leader/Compliance Aud	1.0	1.0	1.0	1.0	-	1.0	-
Total	33.0	33.0	33.0	33.0	1.0	34.0	1.0

PERFORMANCE MEASURES

GOAL: Achieve the GFOA Certificate of Excellence in Financial Reporting to meet the standard of excellence for accuracy and transparency.

Performance Measures	Strategic Goal	FY 2020 Actual	FY 2021 Actual	FY 2022 Actual	FY 2023 Actual	FY 2024 Target
GFOA Awards for Annual Comprehensive Financial Report (ACFR)	 Maintain Financial Health	41	42	43	44	45
Published Transparent and Accurate Annual Comprehensive Financial Report (ACFR)		Yes	Yes	NA	Yes	Yes

COUNTY AUDITOR

Financial Administration

INTRODUCTION

PERSONNEL

FUND SUMMARIES

DEPARTMENTS

CAPITAL IMPROVEMENT PROGRAM

STATISTICS


POLICIES

COURT ORDERS

APPENDIX

PERFORMANCE MEASURES (CONTINUED)

GOAL: Perform all statutorily required audits within the fiscal year.

Performance Measures	Strategic Goal	FY 2020 Actual	FY 2021 Actual	FY 2022 Actual	FY 2023 Actual	FY 2024 Target
# of Internal Audits Performed	 Maintain Financial Health	148	128	133	135	136

BUDGET SUMMARY

COUNTY AUDITOR

	FY 2020 Actual	FY 2021 Actual	FY 2022 Actual	FY 2023 Adopted	FY 2023 YTD Actual	FY 2024 Requested	FY 2024 Adopted	FY 2023/24 Change
Salary & Benefits	\$ 3,321,473	\$ 3,462,432	\$ 3,672,423	\$ 3,913,944	\$ 3,864,686	\$ 3,903,072	\$ 4,277,508	9%
Training & Travel	\$ 6,298	\$ 19,545	\$ 12,964	\$ 46,850	\$ 14,914	\$ 46,850	\$ 46,850	0%
Maintenance & Operations	\$ 9,797	\$ 12,366	\$ 13,379	\$ 18,500	\$ 10,094	\$ 24,081	\$ 24,081	30%
Total	\$ 3,337,568	\$ 3,494,343	\$ 3,698,766	\$ 3,979,294	\$ 3,889,694	\$ 3,974,003	\$ 4,348,439 ↑	9%

BUDGET RECONCILIATION

FY 2024 Personnel Changes	One-Time	Recurring	Total
Creation of One (1) Accounts Payable Technician Position and Operating Funds	\$ 5,581	\$ 64,915	\$ 70,496
Total			\$ 70,496

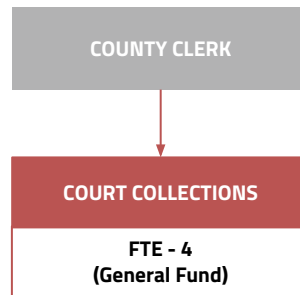
COURT COLLECTIONS

Financial Administration

PURPOSE

Conducts in person interviews with defendants to determine his/her financial ability to pay court costs, fines and fees imposed by the criminal county courts. The clerk monitors the defendants' payment process until all costs are paid in full.

REPORTING STRUCTURE



FTE POSITION SUMMARY

	FY 2021 Adopted	FY 2022 Adopted	FY 2023 Adopted	FY 2023 YTD Actual	FY 2024 Requested	FY 2024 Adopted	FY 2023/24 Change
COURT COLLECTIONS							
Collections Clerk	4.0	3.0	3.0	3.0	-	3.0	-
Program Coordinator	1.0	1.0	1.0	1.0	-	1.0	-
Total	5.0	4.0	4.0	4.0	-	4.0	-

PERFORMANCE MEASURES

GOAL: Properly enforce court ordered financial obligations through collection of court costs, fines and fees related to misdemeanor convictions for Collin County.

Performance Measures	Strategic Goal	FY 2020 Actual	FY 2021 Actual	FY 2022 Actual	FY 2023 Actual	FY 2024 Target
Dollars Assessed		\$2,024,485	\$3,254,660	\$2,662,851	\$2,914,825	\$2,944,112
Total Collected (Includes Jail Credit and Community Service)		\$2,203,541	\$3,004,559	\$2,842,495	\$2,907,942	\$2,918,332
% of Total Collected		109%	92%	107%	100%	99%
Total Collectable Dollars Assessed		\$814,695	\$1,163,051	\$546,403	\$823,585	\$844,346
Dollars Collected		\$1,329,756	\$1,903,283	\$1,535,248	\$1,497,594	\$1,645,375
% of Dollars Collected		163%	164%	281%	182%	195%

GOAL: Increase the 0-60 day collection rate to ensure court imposed fines and fees are collected in a timely manner.

Performance Measures	Strategic Goal	FY 2020 Actual	FY 2021 Actual	FY 2022 Actual	FY 2023 Actual	FY 2024 Target
Total Collectable Dollars Assessed		\$814,695	\$1,163,051	\$546,403	\$823,585	\$844,346
0-60 Collection		\$693,246	\$1,263,277	\$852,883	\$893,564	\$886,218
0-60 Day Collection Rate		85%	109%	156%	108%	105%

COURT COLLECTIONS

Financial Administration

BUDGET SUMMARY

COURT COLLECTIONS									
	FY 2020	FY 2021	FY 2022	FY 2023	FY 2023	FY 2024	FY 2024	FY 2023/24	
	Actual	Actual	Actual	Adopted	YTD Actual	Requested	Adopted	Change	
Salary & Benefits	\$ 371,054	\$ 378,445	\$ 317,218	\$ 355,220	\$ 343,609	\$ 354,577	\$ 386,615	9%	
Training & Travel	\$ 447	\$ 429	\$ 1,285	\$ 6,500	\$ 1,214	\$ 6,500	\$ 6,500	0%	
Maintenance & Operations	\$ 4,171	\$ 3,908	\$ 5,517	\$ 9,766	\$ 6,691	\$ 9,766	\$ 9,766	0%	
Total	\$ 375,672	\$ 382,782	\$ 324,020	\$ 371,486	\$ 351,514	\$ 370,843	\$ 402,881	↑	9%

INTRODUCTION

PERSONNEL

FUND SUMMARIES

DEPARTMENTS

CAPITAL IMPROVEMENT PROGRAM

STATISTICS

POLICIES

COURT ORDERS

APPENDIX

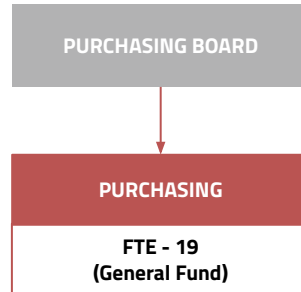
PURCHASING

Financial Administration

PURPOSE

The statutory responsibility of the Purchasing Agent is to purchase all supplies, materials, and equipment; contract for all repairs required or used by the County; and supervise all purchases made on competitive bid. The Purchasing Agent is also responsible for County property and inventory and must annually file with the County Auditor and each member of the Purchasing Board an inventory of all property on hand and belonging to the County and to each subdivision, officer or employee.

REPORTING STRUCTURE



FTE POSITION SUMMARY

	FY 2021 Adopted	FY 2022 Adopted	FY 2023 Adopted	FY 2023 YTD Actual	FY 2024 Requested	FY 2024 Adopted	FY 2023/24 Change
PURCHASING							
Asset Management Technician	2.0	2.0	2.0	2.0	-	2.0	-
Assistant Purchasing Agent	1.0	1.0	1.0	1.0	-	1.0	-
Buyer Assistant	1.0	1.0	1.0	1.0	-	1.0	-
Buyer I	3.0	3.0	3.0	3.0	-	3.0	-
Buyer II	4.0	4.0	4.0	4.0	1.0	5.0	1.0
Functional Analyst	1.0	-	-	-	-	-	-
Purchasing Administrator	1.0	1.0	1.0	1.0	-	1.0	-
Purchasing Agent	1.0	1.0	1.0	1.0	-	1.0	-
Purchasing Analyst	-	1.0	1.0	1.0	-	1.0	-
Senior Buyer	3.0	3.0	3.0	3.0	1.0	4.0	1.0
Total	17.0	17.0	17.0	17.0	2.0	19.0	2.0

PERFORMANCE MEASURES

GOAL: Provide support to departments through procurement of quality supplies, equipment, and services.

Performance Measures	Strategic Goal	FY 2020 Actual	FY 2021 Actual	FY 2022 Actual	FY 2023 Actual	FY 2024 Target
Requisitions received		5,516	5,096	5,301	5,509	5,302
Purchase orders issued		4,916	4,761	5,059	5,112	4,977
Purchasing card transactions		4,655	5,584	6,800	6,528	6,304
% of requisitions turned into POs		89%	93%	95%	93%	94%

PURCHASING

Financial Administration

INTRODUCTION

PERSONNEL

FUND SUMMARIES

DEPARTMENTS

CAPITAL IMPROVEMENT PROGRAM

STATISTICS


POLICIES

COURT ORDERS


APPENDIX

PERFORMANCE MEASURES (CONTINUED)

GOAL: Identify commodities and services that warrant a formal bid process to capture the best price for an item.

Performance Measures	Strategic Goal	FY 2020 Actual	FY 2021 Actual	FY 2022 Actual	FY 2023 Actual	FY 2024 Target
Total Contract Instruments Received/ Processed		724	748	712	637	699
% Change		14%	3%	-5%	-11%	10%

GOAL: Secure pricing via competitive bids to save taxpayer dollars.

Performance Measures	Strategic Goal	FY 2020 Actual	FY 2021 Actual	FY 2022 Actual	FY 2023 Actual	FY 2024 Target
Adopted in Fiscal Year Budget		\$8,743,812	\$4,641,947	\$3,633,283	\$6,253,589	\$14,707,648
Actual Amount Spent		\$7,046,624	\$4,132,639	\$3,024,328	\$5,259,117	\$13,000,000
Cost Savings		\$1,697,188	\$509,308	\$608,955	\$994,472	\$1,181,994
% of Budget Spent		81%	89%	83%	84%	88%

BUDGET SUMMARY

PURCHASING								
	FY 2020 Actual	FY 2021 Actual	FY 2022 Actual	FY 2023 Adopted	FY 2023 YTD Actual	FY 2024 Requested	FY 2024 Adopted	FY 2023/24 Change
Salary & Benefits	\$ 1,525,521	\$ 1,432,360	\$ 1,528,563	\$ 1,694,699	\$ 1,653,321	\$ 1,818,910	\$ 1,986,968	17%
Training & Travel	\$ 11,671	\$ 16,682	\$ 24,677	\$ 26,720	\$ 21,679	\$ 36,720	\$ 36,720	37%
Maintenance & Operations	\$ 9,604	\$ 6,065	\$ 6,573	\$ 7,760	\$ 6,765	\$ 24,072	\$ 24,112	211%
Capital Outlay	\$ 9,066	\$ -	\$ -	\$ -	\$ -	\$ 22,466	\$ 22,466	0%
Total	\$ 1,555,862	\$ 1,455,107	\$ 1,559,813	\$ 1,729,179	\$ 1,681,765	\$ 1,902,168	\$ 2,070,266 ↑	20%

BUDGET RECONCILIATION

FY 2024 Personnel Changes	One-Time	Recurring	Total
Creation of a Buyer II position	\$ 19,199	\$ 83,683	\$ 102,882
Creation of a Senior Buyer position	\$ 19,199	\$ 89,363	\$ 108,562
Total			\$ 211,444

TAX ASSESSOR/COLLECTOR

Financial Administration

PURPOSE

To formulate policies and programs to ensure enforcement of the Texas Property Code and Texas Motor Vehicle laws. The basic duties and responsibilities of the Tax Assessor-Collector include: 1) assessing and collecting property taxes, 2) registering, licensing, and titling motor vehicles, and 3) maintaining accountability for public funds.

REPORTING STRUCTURE

TAX ASSESSOR/COLLECTOR	
FTE - 102.5 (General Fund)	

FTE POSITION SUMMARY

	FY 2021 Adopted	FY 2022 Adopted	FY 2023 Adopted	FY 2023 YTD Actual	FY 2024 Requested	FY 2024 Adopted	FY 2023/24 Change
TAX ASSESSOR/COLLECTOR							
Account/Office Clerk	4.0	4.0	4.0	4.0	-	4.0	-
Accounting Tech	3.0	3.0	3.0	3.0	-	3.0	-
Administrative Secretary	1.0	1.0	1.0	1.0	-	1.0	-
Chief Deputy Clerk	1.0	1.0	1.0	1.0	-	1.0	-
Deputy Tax Clerk I	5.0	5.0	5.0	5.0	-	5.0	-
Deputy Tax Clerk II	9.0	9.0	9.0	9.0	-	9.0	-
Financial Operations Supervisor	1.0	1.0	1.0	1.0	-	1.0	-
Lead Clerk	5.0	5.0	5.0	5.0	-	6.0	1.0
Lead Clerk - Property Tax	-	-	-	-	1.0	-	-
Lead Clerk - SW Area	-	-	-	-	1.0	-	-
Lead Clerk - Wylie	-	-	-	-	1.0	-	-
Property Tax Liaison	1.0	1.0	1.0	1.0	-	1.0	-
Registration Clerk - SW Area	-	-	-	-	2.0	-	-
Registration Clerk - Wylie	-	-	-	-	2.0	-	-
Senior Administrator	1.0	2.0	2.0	2.0	-	2.0	-
Tax Assessor	1.0	1.0	1.0	1.0	-	1.0	-
Title Specialist	29.0	29.0	31.0	31.0	8.0	31.0	-
Title Specialist - NTTA	3.0	3.0	3.0	3.0	-	3.0	-
Title Specialist - SW Area	-	-	-	-	3.0	-	-
Title Specialist - Wylie	-	-	-	-	3.0	-	-
Title Specialist II	4.0	4.0	4.0	4.0	-	5.0	1.0
Title Specialist II - Frisco	-	-	-	-	1.0	-	-
Vehicle Reg Clerk - NTTA	6.0	6.0	6.0	6.0	-	6.0	-
Vehicle Registration Clerk	20.5	20.5	20.5	20.5	3.0	20.5	-

TAX ASSESSOR/COLLECTOR

Financial Administration

INTRODUCTION

PERSONNEL

FUND SUMMARIES

DEPARTMENTS

CAPITAL IMPROVEMENT PROGRAM

STATISTICS

POLICIES

COURT ORDERS


APPENDIX

FTE POSITION SUMMARY (CONTINUED)


	FY 2021 Adopted	FY 2022 Adopted	FY 2023 Adopted	FY 2023 YTD Actual	FY 2024 Requested	FY 2024 Adopted	FY 2023/24 Change
Vehicle Registration Clerk II	3.0	3.0	3.0	3.0	-3.0	3.0	-
Total	97.5	98.5	100.5	100.5	22.0	102.5	2.0

PERFORMANCE MEASURES


GOAL: To process all motor vehicle transactions within 2 days of receipt by mail, 1 day of on-line receipt, 3 minutes per walk-in transaction, and 5 days by off-site receipt, 85% of the time.

Performance Measures	Strategic Goal	FY 2020 Actual	FY 2021 Actual	FY 2022 Actual	FY 2023 Actual	FY 2024 Target
# of Registrations Processed		907,290	1,002,284	1,050,451	1,075,462	1,138,759
# of Titles Processed		210,348	248,938	253,726	254,168	271,488
Processed within 2 Days of Receipt by Mail	Efficient and Open Government	100%	100%	100%	100%	100%

Goal: To collect all taxes due and ensure taxpayers pay their share of the tax burden by maintaining an 80% collection rate of current year taxes collected by January 1st; with a target minimum of 98% overall collection rate.

Performance Measures	Strategic Goal	FY 2020 Actual	FY 2021 Actual	FY 2022 Actual	FY 2023 Actual	FY 2024 Target
Property Tax Collections		3,347,551,777	3,472,084,440	3,651,772,911	4,069,031,646	4,344,661,625
Completed 80% Collection Rate by Jan 1st	Efficient and Open Government	Yes	Yes	Yes	Yes	Yes

Goal: To provide accurate and prompt tax information for owners of property in Collin County and ensure accurate mailing of bills, receipts, and posting of payments within 5 days of receipt by mail, 1 day on-line receipt, and 5 minutes per walk-in transaction, 80% of the time.

Performance Measures	Strategic Goal	FY 2020 Actual	FY 2021 Actual	FY 2022 Actual	FY 2023 Actual	FY 2024 Target
Property Tax Transactions		418,751	450,387	502,519	511,013	546,477
Completed 80% Collection Rate	Efficient and Open Government	Yes	Yes	Yes	Yes	Yes

BUDGET SUMMARY

TAX ASSESSOR/COLLECTOR								
	FY 2020 Actual	FY 2021 Actual	FY 2022 Actual	FY 2023 Adopted	FY 2023 YTD Actual	FY 2024 Requested	FY 2024 Adopted	FY 2023/24 Change
Salary & Benefits	\$ 5,946,976	\$ 5,934,214	\$ 5,953,928	\$ 7,127,382	\$ 6,376,994	\$ 8,393,199	\$ 7,827,591	10%
Training & Travel	\$ 10,881	\$ 23,530	\$ 23,081	\$ 25,900	\$ 19,969	\$ 28,600	\$ 25,600	(1%)
Maintenance & Operations	\$ 143,030	\$ 153,188	\$ 161,400	\$ 157,399	\$ 170,603	\$ 285,235	\$ 164,610	5%
Capital Outlay	\$ -	\$ 235,054	\$ -	\$ -	\$ 10,499	\$ 7,260	\$ -	0%
Total	\$ 6,100,887	\$ 6,345,986	\$ 6,138,409	\$ 7,310,681	\$ 6,578,065	\$ 8,714,294	\$ 8,017,801	↑ 10%

TAX ASSESSOR/COLLECTOR

Financial Administration

BUDGET RECONCILIATION			
FY 2024 Base Budget Adjustments	One-Time	Recurring	Total
Microsoft Azure Licenses (60 Licenses)	\$ 7,260	\$ -	\$ 7,260
Total			\$ 7,260

FY 2024 Personnel Changes	One-Time	Recurring	Total
Addition of (1) Title Specialist II	\$ -	\$ 64,915	\$ 64,915
Addition of (1) Lead Clerk	\$ -	\$ 74,256	\$ 74,256
Total			\$ 139,171

INTRODUCTION

PERSONNEL

FUND SUMMARIES

DEPARTMENTS

CAPITAL IMPROVEMENT PROGRAM

STATISTICS

POLICIES

COURT ORDERS

APPENDIX

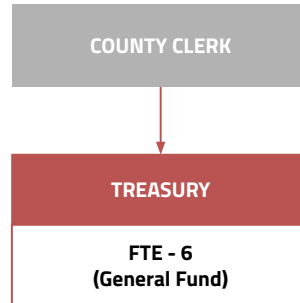
TREASURY

Financial Administration

PURPOSE

As the Treasurer for Collin County, the County Clerk is statutorily responsible for proper management of 18 accounts including land and vitals fee account, criminal, civil and probate fee accounts, court registry, two direct deposit clearing accounts, pooled cash, juror payments, seized money, toll road authority, grants for teen court and justice assistance, and long and short term disability for UHC and Aetna.

REPORTING STRUCTURE




FTE POSITION SUMMARY

	FY 2021 Adopted	FY 2022 Adopted	FY 2023 Adopted	FY 2023 YTD Actual	FY 2024 Requested	FY 2024 Adopted	FY 2023/24 Change
TREASURY							
Account/Office Clerk	1.0	1.0	1.0	1.0	-	1.0	-
Accounting Tech	1.0	1.0	1.0	1.0	-	1.0	-
Deputy County Clerk II	2.0	2.0	2.0	2.0	-	2.0	-
Functional Analyst	1.0	1.0	1.0	1.0	-	1.0	-
Treasury Administrator	1.0	1.0	1.0	1.0	-	1.0	-
Total	6.0	6.0	6.0	6.0	-	6.0	-

PERFORMANCE MEASURES


GOAL: Provide proper and accurate accounting, recording, and disbursing of all funds managed by the Treasury Office and complete daily, weekly, and monthly balancing of all accounts and bank statements.

Performance Measures	Strategic Goal	FY 2020 Actual	FY 2021 Actual	FY 2022 Actual	FY 2023 Actual	FY 2024 Target
Fee Account Deposits		16,030,863	20,290,646	16,481,456	13,293,545	16,688,549
% of Accounts Balanced on Time	Maintain Financial Health	100%	100%	100%	100%	100%

TREASURY

Financial Administration

GOAL: Ensure county payroll checks, accounts payable checks, and jury checks are processed and mailed on time.

Performance Measures	Strategic Goal	FY 2020 Actual	FY 2021 Actual	FY 2022 Actual	FY 2023 Actual	FY 2024 Target
Total Checks Distributed	 Maintain Financial Health	29,129	26,660	34,436	35,414	32,170
# of Checks Distributed on Time		100%	100%	100%	100%	100%

BUDGET SUMMARY

TREASURY									
	FY 2020 Actual	FY 2021 Actual	FY 2022 Actual	FY 2023 Adopted	FY 2023 YTD Actual	FY 2024 Requested	FY 2024 Adopted	FY 2023/24 Change	
Salary & Benefits	\$ 455,304	\$ 494,769	\$ 508,216	\$ 548,113	\$ 472,947	\$ 508,750	\$ 551,367	1%	
Training & Travel	\$ -	\$ 1,116	\$ -	\$ 3,200	\$ 2,317	\$ 10,700	\$ 10,700	234%	
Maintenance & Operations	\$ 571	\$ 837	\$ 2,269	\$ 2,117	\$ 2,025	\$ 2,117	\$ 2,117	0%	
Capital Outlay	\$ -	\$ 15,643	\$ -	\$ -	\$ -	\$ -	\$ -	0%	
Total	\$ 455,875	\$ 512,365	\$ 510,485	\$ 553,430	\$ 477,289	\$ 521,567	\$ 564,184	↑ 2%	

BUDGET RECONCILIATION

FY 2024 Base Budget Adjustments	One-Time	Recurring	Total
Increase to Education and Conference budget	\$ -	\$ 7,500	\$ 7,500
Total			\$ 7,500

INTRODUCTION

PERSONNEL

FUND SUMMARIES

DEPARTMENTS

CAPITAL IMPROVEMENT PROGRAM

STATISTICS


POLICIES

COURT ORDERS

APPENDIX

FY 2024 DEPARTMENT PAGES

General Administration



Department Descriptions & Core Services

Administrative Services

Administrative Services manages day-to-day operations and infrastructure of the County and acts as an advisor to the Commissioners Court on fiscal, functional, and legal matters. The Commissioners Court sets policy while Administrative Services implements that policy.

Capital Replacement

Capital Replacement is used for the repair and replacement of county assets that are no longer working or in need of repair.

Commissioners Court

To carry out the local laws, policies, and services as determined by County, State, and Federal governments for the good of all and the betterment of the daily lives of all citizens in a fair and equitable manner.

County Clerk

The County Clerk is the Local Registrar for recording all birth and death certificates, official bond records, military discharge records and other miscellaneous records. The County Clerk is responsible for legal instruments which include real and personal property, bonds, plats, marks and brands, assumed names, marriage licenses, deputation records, issuance of bail bond checks, beer and wine hearings, safekeeping of wills, and Commissioners' Court Minutes. The County Clerk is the custodian of the court registry funds deposited at the

direction of the civil and statutory probate courts. The County Clerk is also responsible for County Court at Law Clerks, Court Collections, Treasury, Probate, Mental Commitments and Records Management and Archive.

County Clerk Records - Records Management & Preservation

Fund designated to account for the collection of the County Clerk's statutory document preservation fee and the expenditure of those fees for records management and preservation services.

County Clerk - Records Archive

Fund designated to account for the collection of the records archive fee and the related expenditures for preservation and restoration services performed by the County Clerk in connection with maintaining a County Clerk's records archive.

County Judge

To carry out the local laws, policies, and services as determined by County, State, and Federal governments for the good of all and the betterment of the daily lives of all citizens in a fair and equitable manner.

Economic Development

To account for unclaimed electric coop capital credits provided from the State restricted for economic development or to fund a child's advocacy center.

FY 2024 DEPARTMENT PAGES

General Administration

Elections

The Collin County Elections Department is responsible for conducting federal, state, county elections and provides election services contracts to political subdivisions for the conduct of local elections. The department is responsible for facilitating voter registration and for maintaining an accurate and up-to-date database of the registered voters in the county. Additionally, the department is responsible for maintaining campaign finance files, redistricting of voting precincts and maintenance/programming/testing of election equipment.

Information Technology

The Department of Information Technology delivers qualitative and innovative information technology solutions to citizens, to the business community and to Collin County staff for convenient access to appropriate information and services.

Enterprise Resource Planning (ERP)

To support the accounting, reporting, purchasing, human resources, budgeting, fleet, building permits and other core software needs.

Records

The Records Management Department acts as the caretaker of information belonging to the citizens of Collin County. This stewardship involves preserving the information while making it available in a usable and cost effective manner, providing comprehensive records management support to County departments, and ensuring that legally mandated retention schedules and preservation standards for records are followed.

County Records Management & Preservation

Fund designated to account for the collection of the County statutory document preservation fee and the expenditure for records management and preservation services.

Information Technology - Shared

Funds include county-wide shared services such as computer supplies, software maintenance, and consultants.

Human Resources

To create and deliver exemplary and innovative Human Resource and Risk Management services, processes, and solutions that contribute to the overall objectives of Collin County.

Civil Service

Responsible for the administration of civil service laws and procedures for Collin County and provides support for the recruitment, testing, hiring, eligibility, and promotional testing of all Sheriff's Office Employees.

Human Resources - Shared

Funds include county-wide shared services such as service awards, pre-employment services, and recruitment efforts.

Risk Management

Recommends and binds appropriate insurance coverage for the County. Processes and manages property, general liability, auto and workers' compensation claims. Coordinates with other departments to reduce County liability as it relates to safety and risk functions.

Risk Management - Liability Insurance

Internal service fund to account for liability insurance coverage for losses due to theft, mysterious disappearance, and damage or destruction of assets.

Risk Management - Workers Compensation

Internal service fund established to account for a self-insurance program providing medical and indemnity payments as required by law for on-the job related injuries up to a stop loss amount. The plan is administered by a third party.

Support Services

Provides mail drop off and pick up service to all County facilities; to coordinate with the U.S. Post Office and other postal services for Countywide delivery and pick up to warehouse and provide supplies to all County departments as needed.

Support Services - Shared

Supports county-wide postal services, printing, and supplies.

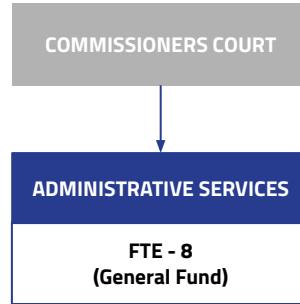
ADMINISTRATIVE SERVICES

General Administration

PURPOSE

Administrative Services manages day-to-day operations and infrastructure of the County and acts as an advisor to the Commissioners Court on fiscal, functional, and legal matters. The Commissioners Court sets policy while Administrative Services implements that policy.

REPORTING STRUCTURE




FTE POSITION SUMMARY

	FY 2021 Adopted	FY 2022 Adopted	FY 2023 Adopted	FY 2023 YTD Actual	FY 2024 Requested	FY 2024 Adopted	FY 2023/24 Change
ADMINISTRATIVE SERVICES							
Administrative Secretary	2.0	2.0	2.0	2.0	-	2.0	-
Business Process Engineer	1.0	1.0	-	-	-	-	-
County Administrator	1.0	1.0	1.0	1.0	-	1.0	-
Dir of Strategic Initiatives	-	-	1.0	1.0	-	1.0	-
Office Coordinator	1.0	1.0	1.0	1.0	-	1.0	-
Public Information Officer	1.0	1.0	1.0	1.0	-	1.0	-
Secretary	1.0	1.0	1.0	1.0	-	1.0	-
Teen Court Coordinator	1.0	1.0	1.0	1.0	-	1.0	-
Total	8.0	8.0	8.0	8.0	-	8.0	-

PERFORMANCE MEASURES

GOAL: Post agenda items for County Judge and Commissioners no later than the Friday prior to a Commissioners Court meeting.

Performance Measures	Strategic Goal	FY 2020 Actual	FY 2021 Actual	FY 2022 Actual	FY 2023 Actual	FY 2024 Target
% of Agendas Posted on Time		100%	100%	100%	100%	100%

ADMINISTRATIVE SERVICES

General Administration

BUDGET SUMMARY

ADMINISTRATIVE SERVICES								
	FY 2020 Actual	FY 2021 Actual	FY 2022 Actual	FY 2023 Adopted	FY 2023 YTD Actual	FY 2024 Requested	FY 2024 Adopted	FY 2023/24 Change
Salary & Benefits	\$ 1,167,274	\$ 1,121,275	\$ 1,092,163	\$ 1,263,905	\$ 1,241,489	\$ 1,264,809	\$ 1,391,292	10%
Training & Travel	\$ 4,069	\$ 3,425	\$ 15,546	\$ 15,000	\$ 5,885	\$ 15,700	\$ 15,700	5%
Maintenance & Operations	\$ 3,785	\$ 1,753	\$ 7,084	\$ 4,400	\$ 2,312	\$ 3,700	\$ 3,700	(16%)
Total	\$ 1,175,128	\$ 1,126,453	\$ 1,114,793	\$ 1,283,305	\$ 1,249,686	\$ 1,284,209	\$ 1,410,692 ↑	10%

INTRODUCTION

PERSONNEL

FUND SUMMARIES

DEPARTMENTS

CAPITAL IMPROVEMENT PROGRAM

STATISTICS

POLICIES

COURT ORDERS

APPENDIX

COMMISSIONERS COURT

General Administration

PURPOSE

To carry out the local laws, policies, and services as determined by County, State, and Federal governments for the good of all and the betterment of the daily lives of all citizens in a fair and equitable manner.

REPORTING STRUCTURE


COMMISSIONERS COURT, PCT. 1	COMMISSIONERS COURT, PCT. 2	COMMISSIONERS COURT, PCT. 3	COMMISSIONERS COURT, PCT. 4
FTE - 1 (General Fund)	FTE - 1 (General Fund)	FTE - 1 (General Fund)	FTE - 1 (General Fund)

FTE POSITION SUMMARY


	FY 2021 Adopted	FY 2022 Adopted	FY 2023 Adopted	FY 2023 YTD Actual	FY 2024 Requested	FY 2024 Adopted	FY 2023/24 Change
COMMISSIONERS COURT, PCT. 1							
Commissioner	1.0	1.0	1.0	1.0	-	1.0	-
COMMISSIONERS COURT, PCT. 2							
Commissioner	1.0	1.0	1.0	1.0	-	1.0	-
COMMISSIONERS COURT, PCT. 3							
Commissioner	1.0	1.0	1.0	1.0	-	1.0	-
COMMISSIONERS COURT, PCT. 4							
Commissioner	1.0	1.0	1.0	1.0	-	1.0	-
Total	4.0	4.0	4.0	4.0	-	4.0	-

PERFORMANCE MEASURES

GOAL: Hold weekly Commissioners Court meetings to discuss posted agenda items in accordance with statutory requirements.

Performance Measures	Strategic Goal	FY 2020 Actual	FY 2021 Actual	FY 2022 Actual	FY 2023 Actual	FY 2024 Target
# of Commissioners Court Meetings		44	42	43	40	42

GOAL: Maintain balanced budget without tax increase with sufficient reserves.

Performance Measures	Strategic Goal	FY 2020 Actual	FY 2020 Actual	FY 2022 Actual	FY 2023 Actual	FY 2024 Target
Balanced Budget with No Tax Increase		Yes	Yes	Yes	Yes	Yes

INTRODUCTION

PERSONNEL

FUND SUMMARIES

DEPARTMENTS

CAPITAL IMPROVEMENT PROGRAM

STATISTICS

POLICIES

COURT ORDERS

APPENDIX

COMMISSIONERS COURT

General Administration

BUDGET SUMMARY

COMMISSIONERS COURT, PCT. 1								
	FY 2020 Actual	FY 2021 Actual	FY 2022 Actual	FY 2023 Adopted	FY 2023 YTD Actual	FY 2024 Requested	FY 2024 Adopted	FY 2023/24 Change
Salary & Benefits	\$ 165,872	\$ 169,902	\$ 175,979	\$ 182,756	\$ 182,995	\$ 182,763	\$ 191,306	5%
Training & Travel	\$ 774	\$ 2,502	\$ 2,500	\$ 11,160	\$ 6,569	\$ 11,160	\$ 11,160	0%
Maintenance & Operations	\$ 194	\$ 84	\$ 125	\$ 1,100	\$ 459	\$ 1,100	\$ 1,100	0%
Total	\$ 166,840	\$ 172,488	\$ 178,604	\$ 195,016	\$ 190,023	\$ 195,023	\$ 203,566 ↑	4%

BUDGET SUMMARY

COMMISSIONERS COURT, PCT. 2								
	FY 2020 Actual	FY 2021 Actual	FY 2022 Actual	FY 2023 Adopted	FY 2023 YTD Actual	FY 2024 Requested	FY 2024 Adopted	FY 2023/24 Change
Salary & Benefits	\$ 166,561	\$ 170,550	\$ 176,581	\$ 182,756	\$ 183,275	\$ 182,763	\$ 191,306	5%
Training & Travel	\$ 1,147	\$ 360	\$ 1,280	\$ 9,900	\$ 5,615	\$ 9,900	\$ 9,900	0%
Maintenance & Operations	\$ -	\$ -	\$ 27	\$ 1,100	\$ -	\$ 1,100	\$ 1,100	0%
Total	\$ 167,708	\$ 170,910	\$ 177,888	\$ 193,756	\$ 188,890	\$ 193,763	\$ 202,306 ↑	4%

BUDGET SUMMARY

COMMISSIONERS COURT, PCT. 3								
	FY 2020 Actual	FY 2021 Actual	FY 2022 Actual	FY 2023 Adopted	FY 2023 YTD Actual	FY 2024 Requested	FY 2024 Adopted	FY 2023/24 Change
Salary & Benefits	\$ 166,042	\$ 170,090	\$ 176,146	\$ 182,756	\$ 240,181	\$ 182,763	\$ 191,306	5%
Training & Travel	\$ 353	\$ 4,362	\$ 3,294	\$ 9,900	\$ 6,264	\$ 9,900	\$ 9,900	0%
Maintenance & Operations	\$ 202	\$ 231	\$ 337	\$ 1,100	\$ 483	\$ 1,100	\$ 1,100	0%
Total	\$ 166,597	\$ 174,683	\$ 179,777	\$ 193,756	\$ 246,928	\$ 193,763	\$ 202,306 ↑	4%

BUDGET SUMMARY

COMMISSIONERS COURT, PCT. 4								
	FY 2020 Actual	FY 2021 Actual	FY 2022 Actual	FY 2023 Adopted	FY 2023 YTD Actual	FY 2024 Requested	FY 2024 Adopted	FY 2023/24 Change
Salary & Benefits	\$ 166,559	\$ 170,465	\$ 176,510	\$ 182,756	\$ 183,200	\$ 182,763	\$ 191,306	5%
Training & Travel	\$ 1,224	\$ 1,345	\$ 5,324	\$ 9,900	\$ 7,096	\$ 9,900	\$ 9,900	0%
Maintenance & Operations	\$ 684	\$ 684	\$ 1,492	\$ 1,500	\$ 1,095	\$ 1,500	\$ 1,500	0%
Total	\$ 168,467	\$ 172,494	\$ 183,326	\$ 194,156	\$ 191,391	\$ 194,163	\$ 202,706 ↑	4%

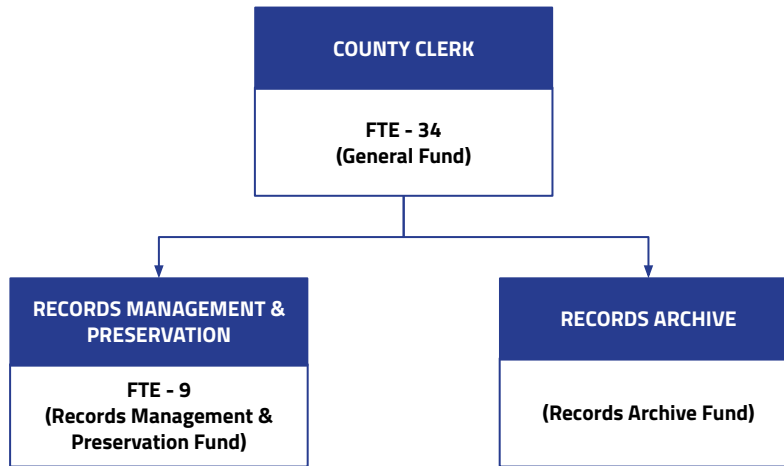
COUNTY CLERK

General Administration

PURPOSE

The County Clerk is the Local Registrar for recording all birth and death certificates, official bond records, military discharge records and other miscellaneous records. The County Clerk is responsible for legal instruments which include real and personal property, bonds, plats, marks and brands, assumed names, marriage licenses, deputation records, issuance of bail bond checks, beer and wine hearings, safekeeping of wills, and Commissioners' Court Minutes. The County Clerk is the custodian of the court registry funds deposited at the direction of the civil and statutory probate courts.

REPORTING STRUCTURE



FTE POSITION SUMMARY

	FY 2021 Adopted	FY 2022 Adopted	FY 2023 Adopted	FY 2023 YTD Actual	FY 2024 Requested	FY 2024 Adopted	FY 2023/24 Change
COUNTY CLERK							
Administrative Secretary	2.0	2.0	2.0	2.0	-	2.0	-
Business Analyst	-	-	-	-	1.0	-	-
Chief Deputy Clerk	1.0	1.0	1.0	1.0	-	1.0	-
Compliance Analyst	-	-	-	-	-	1.0	1.0
County Clerk	1.0	1.0	1.0	1.0	-	1.0	-
Deputy County Clerk I	3.0	3.0	3.0	3.0	-	3.0	-
Deputy County Clerk II	18.0	20.0	20.0	20.0	-	20.0	-
Lead Clerk	3.0	3.0	3.0	3.0	1.0	4.0	1.0
Office Coordinator	1.0	1.0	1.0	1.0	-	1.0	-
Senior Administrator	1.0	1.0	1.0	1.0	-	1.0	-
COUNTY CLERK RECORDS - RECORDS MGMT & PRESERVATION							
Deputy County Clerk I	1.0	1.0	1.0	1.0	-	1.0	-
Deputy County Clerk II	4.0	4.0	4.0	4.0	-1.0	3.0	-1.0
Functional Analyst	2.0	2.0	2.0	2.0	-	2.0	-
Preservation Assistant	-	2.0	2.0	2.0	-	2.0	-
Records Management Coordinator	-	-	-	-	1.0	1.0	1.0
Total	37.0	41.0	41.0	41.0	2.0	43.0	2.0

INTRODUCTION

PERSONNEL

FUND SUMMARIES

DEPARTMENTS

CAPITAL IMPROVEMENT PROGRAM

STATISTICS

POLICIES

COURT ORDERS

APPENDIX

COUNTY CLERK

General Administration

INTRODUCTION

PERSONNEL

FUND SUMMARIES

DEPARTMENTS

CAPITAL IMPROVEMENT PROGRAM

STATISTICS


POLICIES

COURT ORDERS

APPENDIX


PERFORMANCE MEASURES

GOAL: Meet or exceed the statutory requirements of completing all recording and indexing duties within 3 days.

Performance Measures	Strategic Goal	FY 2020 Actual	FY 2021 Actual	FY 2022 Actual	FY 2023 Actual	FY 2024 Target
Land Documents Filed/Recorded	 Efficient and Open Government	213,798	269,879	209,398	110,505*	239,639
Plats Filed/Recorded		522	468	557	394*	513
% Recorded Within 3 Days		100%	100%	100%	100%	100%

*Does not include FY 23 Q4 stats. Issues with data reporting in new software.

GOAL: Meet or exceed the statutory requirements of filing birth and death certificates within 10 days.

Performance Measures	Strategic Goal	FY 2020 Actual	FY 2021 Actual	FY 2022 Actual	FY 2023 Actual	FY 2024 Target
Birth Certificates Recorded	 Efficient and Open Government	15,454	15,749	17,157	14,096*	16,453
Death Certificates Recorded		5,830	6,934	6,646	5,283*	6,790
% Recorded Within 10 Days		100%	100%	100%	100%	100%

*Does not include FY 23 Q4 stats. Issues with data reporting in new software.

BUDGET SUMMARY

COUNTY CLERK

	FY 2020 Actual	FY 2021 Actual	FY 2022 Actual	FY 2023 Adopted	FY 2023 YTD Actual	FY 2024 Requested	FY 2024 Adopted	FY 2023/24 Change
Salary & Benefits	\$ 2,200,262	\$ 2,220,112	\$ 2,265,855	\$ 2,660,623	\$ 2,358,815	\$ 2,716,607	\$ 2,970,517	12%
Training & Travel	\$ 13,239	\$ 6,411	\$ 6,090	\$ 38,800	\$ 13,281	\$ 50,800	\$ 50,800	31%
Maintenance & Operations	\$ 43,833	\$ 30,641	\$ 49,865	\$ 47,607	\$ 42,785	\$ 83,351	\$ 62,107	31%
Capital Outlay	\$ -	\$ -	\$ 1,015,134	\$ -	\$ 189,500	\$ 21,620	\$ -	0%
Total	\$ 2,257,334	\$ 2,257,164	\$ 3,336,944	\$ 2,747,030	\$ 2,604,381	\$ 2,872,378	\$ 3,083,424 ↑	12%

BUDGET RECONCILIATION

FY 2024 Base Budget Adjustments	One-Time	Recurring	Total
Increase to Printed Materials budget	\$ -	\$ 10,000	\$ 10,000
Total			\$ 10,000

FY 2024 Personnel Changes	One-Time	Recurring	Total
Creation of a Lead Clerk position	\$ -	\$ 81,406	\$ 81,406
Creation of a Business Analyst position	\$ -	\$ 107,598	\$ 107,598
Total			\$ 189,004

COUNTY CLERK

General Administration

BUDGET SUMMARY

COUNTY CLERK - RECORDS MANAGEMENT									
	FY 2020 Actual	FY 2021 Actual	FY 2022 Actual	FY 2023 Adopted	FY 2023 YTD Actual	FY 2024 Requested	FY 2024 Adopted	FY 2023/24 Change	
Salary & Benefits	\$ 398,112	\$ 475,859	\$ 595,115	\$ 677,806	\$ 655,181	\$ 673,138	\$ 779,915	15%	
Training & Travel	\$ -	\$ 5,730	\$ 1,020	\$ 27,810	\$ 7,218	\$ 27,810	\$ 27,810	0%	
Maintenance & Operations	\$ 240,871	\$ 383,341	\$ 308,951	\$ 1,402,210	\$ 121,689	\$ 1,471,420	\$ 1,471,420	5%	
Capital Outlay	\$ -	\$ -	\$ -	\$ -	\$ -	\$ 80,788	\$ 248,788	0%	
Total	\$ 638,983	\$ 864,930	\$ 905,086	\$ 2,107,826	\$ 784,088	\$ 2,253,156	\$ 2,527,933	↑ 20%	

BUDGET RECONCILIATION				
FY 2024 Base Budget Adjustments	One-Time	Recurring	Total	
Carahsoft - Gimmel Records Management Software annual fee	\$ -	\$ 22,794	\$ 22,794	
Move unrelated software maintenance to Non-Departmental budget	\$ -	\$ (8,705)	\$ (8,705)	
Convert mobile shelving to manual operation	\$ 80,788	\$ -	\$ 80,788	
Granicus continued access through September 30, 2024	\$ 55,121	\$ -	\$ 55,121	
Total			\$ 149,998	

FY 2024 Personnel Changes	One-Time	Recurring	Total	
Change from a Deputy Clerk II to a Records Management Coordinator	\$ -	\$ 7,044	\$ 7,044	
Total			\$ 7,044	

BUDGET SUMMARY									
COUNTY CLERK - RECORDS ARCHIVE									
	FY 2020 Actual	FY 2021 Actual	FY 2022 Actual	FY 2023 Adopted	FY 2023 YTD Actual	FY 2024 Requested	FY 2024 Adopted	FY 2023/24 Change	
Maintenance & Operations	\$ 384,110	\$ 1,782,572	\$ 165,092	\$ 500,000	\$ 84,899	\$ 500,000	\$ 500,000	0%	
Total	\$ 384,110	\$ 1,782,572	\$ 165,092	\$ 500,000	\$ 84,899	\$ 500,000	\$ 500,000	0%	

INTRODUCTION

PERSONNEL

FUND SUMMARIES

DEPARTMENTS

CAPITAL IMPROVEMENT PROGRAM

STATISTICS

POLICIES

COURT ORDERS

APPENDIX

COUNTY JUDGE

General Administration

PURPOSE

To carry out the local laws, policies, and services as determined by County, State, and Federal governments for the good of all and the betterment of the daily lives of all citizens in a fair and equitable manner.

REPORTING STRUCTURE


COUNTY JUDGE
FTE - 1 (General Fund)

FTE POSITION SUMMARY


	FY 2021 Adopted	FY 2022 Adopted	FY 2023 Adopted	FY 2023 YTD Actual	FY 2024 Requested	FY 2024 Adopted	FY 2023/24 Change
COUNTY JUDGE							
County Judge	1.0	1.0	1.0	1.0	-	1.0	-
Total	1.0	1.0	1.0	1.0	-	1.0	-

PERFORMANCE MEASURES

GOAL: Hold weekly Commissioners Court meetings to discuss posted agenda items in accordance with statutory requirements.

Performance Measures	Strategic Goal	FY 2020 Actual	FY 2021 Actual	FY 2022 Actual	FY 2023 Actual	FY 2024 Target
# of Commissioners Court Meetings	 Efficient and Open Government	44	42	43	40	42

GOAL: Maintain balanced budget without tax increase with sufficient reserves.

Performance Measures	Strategic Goal	FY 2020 Actual	FY 2021 Actual	FY 2022 Actual	FY 2023 Actual	FY 2024 Target
Balanced Budget with No Tax Increase	 Maintain Financial Health	Yes	Yes	Yes	Yes	Yes

BUDGET SUMMARY

COUNTY JUDGE								
	FY 2020 Actual	FY 2021 Actual	FY 2022 Actual	FY 2023 Adopted	FY 2023 YTD Actual	FY 2024 Requested	FY 2024 Adopted	FY 2023/24 Change
Salary & Benefits	\$ 199,205	\$ 203,123	\$ 211,016	\$ 219,876	\$ 218,894	\$ 219,884	\$ 230,075	5%
Training & Travel	\$ 523	\$ 4,997	\$ 9,742	\$ 10,000	\$ 11,019	\$ 11,000	\$ 11,000	10%
Maintenance & Operations	\$ 3,525	\$ 3,001	\$ 2,421	\$ 6,300	\$ 4,619	\$ 5,300	\$ 5,300	(16%)
Total	\$ 203,253	\$ 211,121	\$ 223,179	\$ 236,176	\$ 234,532	\$ 236,184	\$ 246,375 ↑	4%

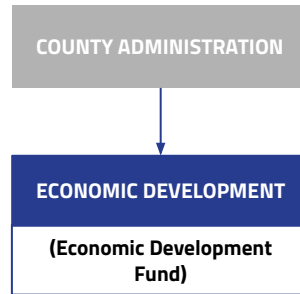
ECONOMIC DEVELOPMENT

General Administration

PURPOSE

To account for unclaimed electric coop capital credits provided from the State restricted for economic development or to fund a child’s advocacy center and libraries.

REPORTING STRUCTURE



BUDGET SUMMARY

ECONOMIC DEVELOPMENT								
	FY 2020 Actual	FY 2021 Actual	FY 2022 Actual	FY 2023 Adopted	FY 2023 YTD Actual	FY 2024 Requested	FY 2024 Adopted	FY 2023/24 Change
Maintenance & Operations	\$ 140,850	\$ 140,850	\$ 130,850	\$ 130,850	\$ 130,850	\$ 185,850	\$ 100,000	(24%)
Total	\$ 140,850	\$ 140,850	\$ 130,850	\$ 130,850	\$ 130,850	\$ 185,850	\$ 100,000 ↓	(24%)

INTRODUCTION

PERSONNEL

FUND SUMMARIES

DEPARTMENTS

CAPITAL IMPROVEMENT PROGRAM

STATISTICS

POLICIES

COURT ORDERS

APPENDIX

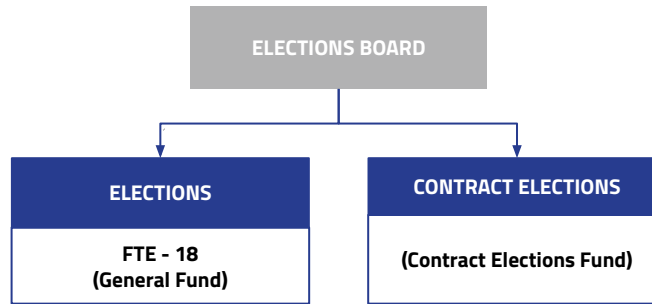
ELECTIONS

General Administration

PURPOSE

The Collin County Elections Department is responsible for conducting federal, state, county elections and provides election services contracts to political subdivisions for the conduct of local elections. The department is responsible for facilitating voter registration and for maintaining an accurate and up-to-date database of the registered voters in the county. Additionally, the department is responsible for maintaining campaign finance files, redistricting of voting precincts and maintenance/programming/testing of election equipment.

REPORTING STRUCTURE



FTE POSITION SUMMARY


	FY 2021 Adopted	FY 2022 Adopted	FY 2023 Adopted	FY 2023 YTD Actual	FY 2024 Requested	FY 2024 Adopted	FY 2023/24 Change
ELECTIONS							
Asset Management Technician	2.0	2.0	2.0	2.0	-	2.0	-
Deputy Elections Administrator	1.0	1.0	1.0	1.0	-	1.0	-
Early Voting Coordinator	1.0	1.0	1.0	1.0	-	1.0	-
Election Supply & Ops Coord	1.0	1.0	1.0	1.0	-	1.0	-
Elections Administrator	1.0	1.0	1.0	1.0	-	1.0	-
Functional Analyst	-	-	-	-	-	1.0	1.0
Network Support Specialist	-	-	-	-	1.0	-	-
Office Administrator	1.0	1.0	1.0	1.0	-	1.0	-
Polling Place Coordinator	-	1.0	1.0	1.0	-	1.0	-
Records and Audit Coordinator	-	-	-	-	1.0	1.0	1.0
Voter Reg/Elections Clk II	1.0	-	-	-	-	-	-
Voter Registration Analyst	1.0	1.0	1.0	1.0	-	1.0	-
Voter Registration Coordinator	1.0	1.0	1.0	1.0	-	1.0	-
Voter Registration Lead Clerk	-	1.0	1.0	1.0	-	1.0	-
Voter Registration/Elect Clerk	5.0	5.0	5.0	5.0	-	5.0	-
Total	15.0	16.0	16.0	16.0	2.0	18.0	2.0

ELECTIONS


General Administration

PERFORMANCE MEASURES

GOAL: To conduct the preparation, maintenance and testing of each voting machine and tabulation equipment as required by statute.

Performance Measures	Strategic Goal	FY 2020 Actual	FY 2021 Actual	FY 2022 Actual	FY 2023 Actual	FY 2024 Target
Voting Machines Used on Election Day	 Efficient and Open Government	1,921	1,360	2,785	2,432	2,942
Electronic Poll Books Used on Election Day		571	673	891	670	727

GOAL: Create and implement online Volunteer Deputy Registrar (VDR) training classes.

Performance Measures	Strategic Goal	FY 2020 Actual	FY 2021 Actual	FY 2022 Actual	FY 2023 Actual	FY 2024 Target
Number of Voter Registration Applications Returned by Volunteer Deputy Registrars	 Efficient and Open Government	15,346	3,202	2,142	2,946	2,212
Number of New Volunteer Deputy Registrars		1,004	32	1,470	714	1,100

BUDGET SUMMARY

ELECTIONS								
	FY 2020 Actual	FY 2021 Actual	FY 2022 Actual	FY 2023 Adopted	FY 2023 YTD Actual	FY 2024 Requested	FY 2024 Adopted	FY 2023/24 Change
Salary & Benefits	\$ 1,880,714	\$ 2,131,573	\$ 2,069,628	\$ 1,995,459	\$ 2,833,802	\$ 2,125,439	\$ 2,268,776	14%
Training & Travel	\$ 1,991	\$ 8,798	\$ 11,144	\$ 15,000	\$ 13,898	\$ 15,000	\$ 19,000	27%
Maintenance & Operations	\$ 456,025	\$ 490,943	\$ 1,166,843	\$ 522,462	\$ 518,027	\$ 617,563	\$ 522,780	0%
Capital Outlay	\$ -	\$ -	\$ 15,148	\$ -	\$ 25,451	\$ -	\$ -	0%
Total	\$ 2,338,730	\$ 2,631,314	\$ 3,262,763	\$ 2,532,921	\$ 3,391,178	\$ 2,758,002	\$ 2,810,556 ↑	11%

BUDGET RECONCILIATION

FY 2024 Personnel Changes	One-Time	Recurring	Total
Addition of (1) Functional Analyst	\$ 118	\$ 94,924	\$ 95,042
Addition of (1) Records and Audit Coordinator	\$ -	\$ 78,473	\$ 78,473
Total			\$ 173,515

INTRODUCTION

PERSONNEL

FUND SUMMARIES

DEPARTMENTS

CAPITAL IMPROVEMENT PROGRAM

STATISTICS

POLICIES

COURT ORDERS

APPENDIX

ELECTIONS

General Administration

BUDGET SUMMARY

CONTRACT ELECTIONS

	FY 2020 Actual	FY 2021 Actual	FY 2022 Actual	FY 2023 Adopted	FY 2023 YTD Actual	FY 2024 Requested	FY 2024 Adopted	FY 2023/24 Change
Salary & Benefits	\$ 643,219	\$ 400,000	\$ 935,322	\$ 400,000	\$ 400,000	\$ 1,400,000	\$ 1,400,000	250%
Training & Travel	\$ -	\$ -	\$ 2,132	\$ 25,000	\$ 9,657	\$ 42,000	\$ 42,000	68%
Maintenance & Operations	\$ 924,351	\$ 398,661	\$ 96,111	\$ 407,561	\$ 781,695	\$ 1,706,400	\$ 407,561	0%
Capital Outlay	\$ 26,336	\$ -	\$ 18,138	\$ -	\$ -	\$ -	\$ -	0%
Transfers	\$ -	\$ 3,658	\$ 2,110	\$ -	\$ 314	\$ -	\$ -	0%
Total	\$ 1,593,906	\$ 802,319	\$ 1,053,813	\$ 832,561	\$ 1,191,666	\$ 3,148,400	\$ 1,849,561 ↑	122%

BUDGET RECONCILIATION

FY 2024 Base Budget Adjustments	One-Time	Recurring	Total
Increase in Funding in Training Line	\$ -	\$ 17,000	\$ 17,000
Increase in Election Judge Line	\$ -	\$ 1,000,000	\$ 1,000,000
Total			\$ 1,017,000

INTRODUCTION

PERSONNEL

FUND SUMMARIES

DEPARTMENTS

CAPITAL IMPROVEMENT PROGRAM

STATISTICS

POLICIES

COURT ORDERS

APPENDIX

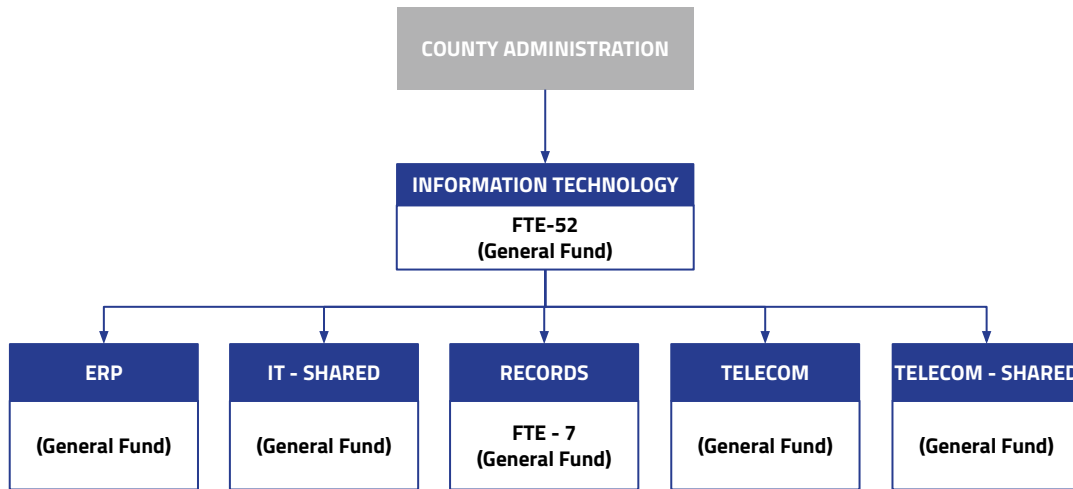
INFORMATION TECHNOLOGY

General Administration

PURPOSE

The Department of Information Technology delivers qualitative and innovative information technology solutions to citizens, to the business community and to Collin County staff for convenient access to appropriate information and services. The Records Management Department acts as the caretaker of information belonging to the citizens of Collin County. This stewardship involves preserving the information while making it available in a usable and cost effective manner, providing comprehensive records management support to County departments, and ensuring that legally mandated retention schedules and preservation standards for records are followed.

REPORTING STRUCTURE



FTE POSITION SUMMARY

	FY 2021 Adopted	FY 2022 Adopted	FY 2023 Adopted	FY 2023 YTD Actual	FY 2024 Requested	FY 2024 Adopted	FY 2023/24 Change
ERP							
Senior Project Manager	1.0	-	-	-	-	-	-
Senior System Analyst/Prog	1.0	-	-	-	-	-	-
System Analyst/Programmer	2.0	-	-	-	-	-	-
INFORMATION TECHNOLOGY							
Application Administrator	1.0	1.0	1.0	1.0	-	1.0	-
Audio/Visual Administrator	1.0	1.0	1.0	1.0	-	1.0	-
Audio/Visual Specialist	-	1.0	1.0	1.0	-	1.0	-
Business Analyst	1.0	1.0	1.0	1.0	-	1.0	-
Chief Information Officer	1.0	1.0	1.0	1.0	-	1.0	-
Database Administrator	2.0	2.0	2.0	2.0	-	2.0	-
Deputy Chief Information Offcr	1.0	1.0	1.0	1.0	-	1.0	-
Functional Analyst	1.0	1.0	1.0	1.0	-	1.0	-
Help Desk Support Specialist	2.0	3.0	3.0	3.0	-	3.0	-
Infrastructure Supervisor	-	1.0	1.0	1.0	-	1.0	-
IT Assistant	1.0	1.0	1.0	1.0	-	1.0	-
IT Program Manager	-	-	1.0	1.0	1.0	1.0	-

INFORMATION TECHNOLOGY

General Administration

FTE POSITION SUMMARY (CONTINUED)

	FY 2021 Adopted	FY 2022 Adopted	FY 2023 Adopted	FY 2023 YTD Actual	FY 2024 Requested	FY 2024 Adopted	FY 2023/24 Change
INFORMATION TECHNOLOGY							
IT Security Administrator	1.0	1.0	1.0	1.0	-	1.0	-
IT Security Analyst	2.0	2.0	2.0	2.0	-	2.0	-
IT Security Officer	1.0	1.0	1.0	1.0	-	1.0	-
IT Senior Manager	1.0	2.0	2.0	2.0	-	2.0	-
Master Architect	1.0	1.0	1.0	1.0	-	1.0	-
Network Engineer	-	1.0	1.0	1.0	-	1.0	-
Network Support Specialist	6.0	7.0	7.0	7.0	-1.0	7.0	-
Network/Systems Administrator	3.0	4.0	4.0	4.0	-	4.0	-
Office Coordinator	1.0	1.0	1.0	1.0	-	1.0	-
Operation Supervisor	1.0	1.0	1.0	1.0	-	1.0	-
Project Manager	1.0	2.0	2.0	2.0	-	2.0	-
Senior Network Administrator	1.0	1.0	1.0	1.0	-	1.0	-
Senior Project Manager	-	1.0	-	-	-	-	-
Senior System Analyst/Prog	3.0	4.0	4.0	4.0	-	4.0	-
System Analyst/Programmer	4.0	6.0	6.0	6.0	-	6.0	-
System Programming Supervisor	1.0	1.0	1.0	1.0	-	1.0	-
Unified Communication Admin	-	1.0	1.0	1.0	-	1.0	-
Web Development Programmer	1.0	1.0	1.0	1.0	-	1.0	-
RECORDS							
ERMS Specialist	2.0	2.0	2.0	2.0	-	2.0	-
Information Clerk/Receptionist	1.0	1.0	1.0	1.0	-	1.0	-
Records Management Officer	1.0	1.0	1.0	1.0	-	1.0	-
Tech I	3.0	2.0	2.0	2.0	-	2.0	-
Tech II	1.0	1.0	1.0	1.0	-	1.0	-
TELECOM							
Help Desk Support Specialist	1.0	-	-	-	-	-	-
Infrastructure Supervisor	1.0	-	-	-	-	-	-
IT Senior Manager	1.0	-	-	-	-	-	-
Network Engineer	1.0	-	-	-	-	-	-
Network Support Specialist	1.0	-	-	-	-	-	-
Network/Systems Administrator	1.0	-	-	-	-	-	-
Project Manager	1.0	-	-	-	-	-	-
Unified Communication Admin	1.0	-	-	-	-	-	-
Total	59.0	59.0	59.0	59.0	-	59.0	-

INTRODUCTION

PERSONNEL

FUND SUMMARIES

DEPARTMENTS

CAPITAL IMPROVEMENT PROGRAM

STATISTICS

POLICIES

COURT ORDERS


APPENDIX

INFORMATION TECHNOLOGY


General Administration

PERFORMANCE MEASURES


GOAL: Service Support Management - Resolve 50% of first level support calls on the first call. Second level support calls to be resolved in a timely manner.

Performance Measures	Strategic Goal	FY 2020 Actual	FY 2021 Actual	FY 2022 Actual	FY 2023 Actual	FY 2024 Target
Number of Tickets Open	 Efficient and Open Government	8,302	5,525	8,674	9,479	8,500
Number of Tickets Closed		8,033	5,338	8,329	8,863	8,200
% Completed		97%	97%	96%	94%	96%

GOAL: Records - Scan and/or import 8,000,000 pages annually.

Performance Measures	Strategic Goal	FY 2020 Actual	FY 2021 Actual	FY 2022 Actual	FY 2023 Actual	FY 2024 Target
Number of Boxes Destroyed	 Efficient and Open Government	2,220	819	314	338	500
Number of Pages Scanned and/or Imported		8,051,011	6,179,831	5,501,845	6,009,435	8,000,000

GOAL: Telecommunications - Maintain 70-80% virtualization of county wide servers.

Performance Measures	Strategic Goal	FY 2020 Actual	FY 2021 Actual	FY 2022 Actual	FY 2023 Actual	FY 2024 Target
% of County Servers Virtualized	 Efficient and Open Government	95%	95%	96%	95%	80%

BUDGET SUMMARY

IT - ADMIN								
	FY 2020 Actual	FY 2021 Actual	FY 2022 Actual	FY 2023 Adopted	FY 2023 YTD Actual	FY 2024 Requested	FY 2024 Adopted	FY 2023/24 Change
Salary & Benefits	\$ 5,090,300	\$ 5,075,297	\$ 6,750,897	\$ 7,065,147	\$ 6,974,165	\$ 7,057,818	\$ 7,740,145	10%
Training & Travel	\$ 50,368	\$ 30,902	\$ 93,015	\$ 236,450	\$ 125,453	\$ 239,150	\$ 236,450	0%
Maintenance & Operations	\$ 89,897	\$ 90,249	\$ 111,077	\$ 151,555	\$ 122,764	\$ 155,999	\$ 151,555	0%
Capital Outlay	\$ 203,638	\$ -	\$ 284,611	\$ -	\$ 70,999	\$ 233,952	\$ -	0%
Total	\$ 5,434,203	\$ 5,196,448	\$ 7,239,600	\$ 7,453,152	\$ 7,293,381	\$ 7,686,919	\$ 8,128,150 ↑	9%

BUDGET SUMMARY

ERP								
	FY 2020 Actual	FY 2021 Actual	FY 2022 Actual	FY 2023 Adopted	FY 2023 YTD Actual	FY 2024 Requested	FY 2024 Adopted	FY 2023/24 Change
Salary & Benefits	\$ 548,815	\$ 544,893	\$ -	\$ -	\$ -	\$ -	\$ -	0%
Total	\$ 548,815	\$ 544,893	\$ -	\$ -	\$ -	\$ -	\$ -	0%

INTRODUCTION

PERSONNEL

FUND SUMMARIES

DEPARTMENTS

CAPITAL IMPROVEMENT PROGRAM

STATISTICS

POLICIES

COURT ORDERS

APPENDIX

INFORMATION TECHNOLOGY

General Administration

INTRODUCTION

PERSONNEL

FUND SUMMARIES

DEPARTMENTS

CAPITAL IMPROVEMENT PROGRAM

STATISTICS

POLICIES

COURT ORDERS

APPENDIX

BUDGET SUMMARY

RECORDS									
	FY 2020 Actual	FY 2021 Actual	FY 2022 Actual	FY 2023 Adopted	FY 2023 YTD Actual	FY 2024 Requested	FY 2024 Adopted	FY 2023/24 Change	
Salary & Benefits	\$ 601,782	\$ 609,753	\$ 546,319	\$ 576,184	\$ 574,984	\$ 555,734	\$ 611,637	6%	
Training & Travel	\$ 9,271	\$ 2,269	\$ 3,157	\$ 12,831	\$ 4,357	\$ 12,831	\$ 12,831	0%	
Maintenance & Operations	\$ 31,673	\$ 39,085	\$ 32,480	\$ 146,035	\$ 45,622	\$ 151,035	\$ 146,035	0%	
Total	\$ 642,726	\$ 651,107	\$ 581,956	\$ 735,050	\$ 624,963	\$ 719,600	\$ 770,503	↑ 5%	

BUDGET SUMMARY

COUNTY RECORDS MANAGEMENT & PRESERVATION									
	FY 2020 Actual	FY 2021 Actual	FY 2022 Actual	FY 2023 Adopted	FY 2023 YTD Actual	FY 2024 Requested	FY 2024 Adopted	FY 2023/24 Change	
Maintenance & Operations	\$ 79,726	\$ -	\$ -	\$ -	\$ -	\$ -	\$ -	0%	
Total	\$ 79,726	\$ -	\$ -	\$ -	\$ -	\$ -	\$ -	0%	

BUDGET SUMMARY

INFORMATION TECHNOLOGY - SHARED									
	FY 2020 Actual	FY 2021 Actual	FY 2022 Actual	FY 2023 Adopted	FY 2023 YTD Actual	FY 2024 Requested	FY 2024 Adopted	FY 2023/24 Change	
Training & Travel	\$ -	\$ -	\$ -	\$ 9,000	\$ -	\$ 9,000	\$ 9,000	0%	
Maintenance & Operations	\$ 579,793	\$ 118,188	\$ 1,351,922	\$ 1,976,643	\$ 1,748,261	\$ 1,301,779	\$ 2,256,564	14%	
Capital Outlay	\$ 1,526,707	\$ 146,052	\$ 477,542	\$ -	\$ 1,705,489	\$ 1,107,080	\$ 940,980	0%	
Total	\$ 2,106,500	\$ 264,240	\$ 1,829,464	\$ 1,985,643	\$ 3,453,750	\$ 2,417,859	\$ 3,206,544	↑ 62%	

BUDGET RECONCILIATION

FY 2024 Base Budget Adjustments	One-Time	Recurring	Total
Hardware Refresh	\$ 989,395	\$ -	\$ 989,395
Inmate Video Visitation Equipment Replacement	\$ 71,883	\$ -	\$ 71,883
Replacement Server Equipment	\$ 86,010	\$ -	\$ 86,010
Elastic Isilon Expansion	\$ 181,500	\$ -	\$ 181,500
UCS Chassis Replacement	\$ 363,000	\$ -	\$ 363,000
Website Accessibility Software	\$ 47,687	\$ -	\$ 47,687
Elastic ECE License	\$ 55,000	\$ -	\$ 55,000
Confidential Security Software	\$ 135,900	\$ -	\$ 135,900
Confidential Security Software	\$ 18,000	\$ -	\$ 18,000
Countywide Added Phone Lines	\$ -	\$ 2,310	\$ 2,310
Countywide Added MiFi Service	\$ -	\$ 2,160	\$ 2,160
Total			\$ 1,952,845

INFORMATION TECHNOLOGY

General Administration

BUDGET SUMMARY

TELECOM									
	FY 2020	FY 2021	FY 2022	FY 2023	FY 2023	FY 2024	FY 2024	FY 2023/24	
	Actual	Actual	Actual	Adopted	YTD Actual	Requested	Adopted	Change	
Salary & Benefits	\$ 925,682	\$ 927,310	\$ -	\$ -	\$ -	\$ -	\$ -	0%	
Training & Travel	\$ 1,146	\$ 1,977	\$ -	\$ -	\$ -	\$ -	\$ -	0%	
Maintenance & Operations	\$ 2,017	\$ 210	\$ -	\$ -	\$ -	\$ -	\$ -	0%	
Total	\$ 928,845	\$ 929,497	\$ -	\$ -	\$ -	\$ -	\$ -	0%	

BUDGET SUMMARY

TELECOM - SHARED									
	FY 2020	FY 2021	FY 2022	FY 2023	FY 2023	FY 2024	FY 2024	FY 2023/24	
	Actual	Actual	Actual	Adopted	YTD Actual	Requested	Adopted	Change	
Maintenance & Operations	\$ 603,441	\$ 1,013,770	\$ 9,790	\$ -	\$ 993	\$ -	\$ -	0%	
Capital Outlay	\$ 1,659,958	\$ 1,036,305	\$ 2,191,317	\$ -	\$ 767,796	\$ -	\$ -	0%	
Total	\$ 2,263,399	\$ 2,050,075	\$ 2,201,107	\$ -	\$ 768,789	\$ -	\$ -	0%	

INTRODUCTION

PERSONNEL

FUND SUMMARIES

DEPARTMENTS

CAPITAL IMPROVEMENT PROGRAM

STATISTICS

POLICIES

COURT ORDERS

APPENDIX

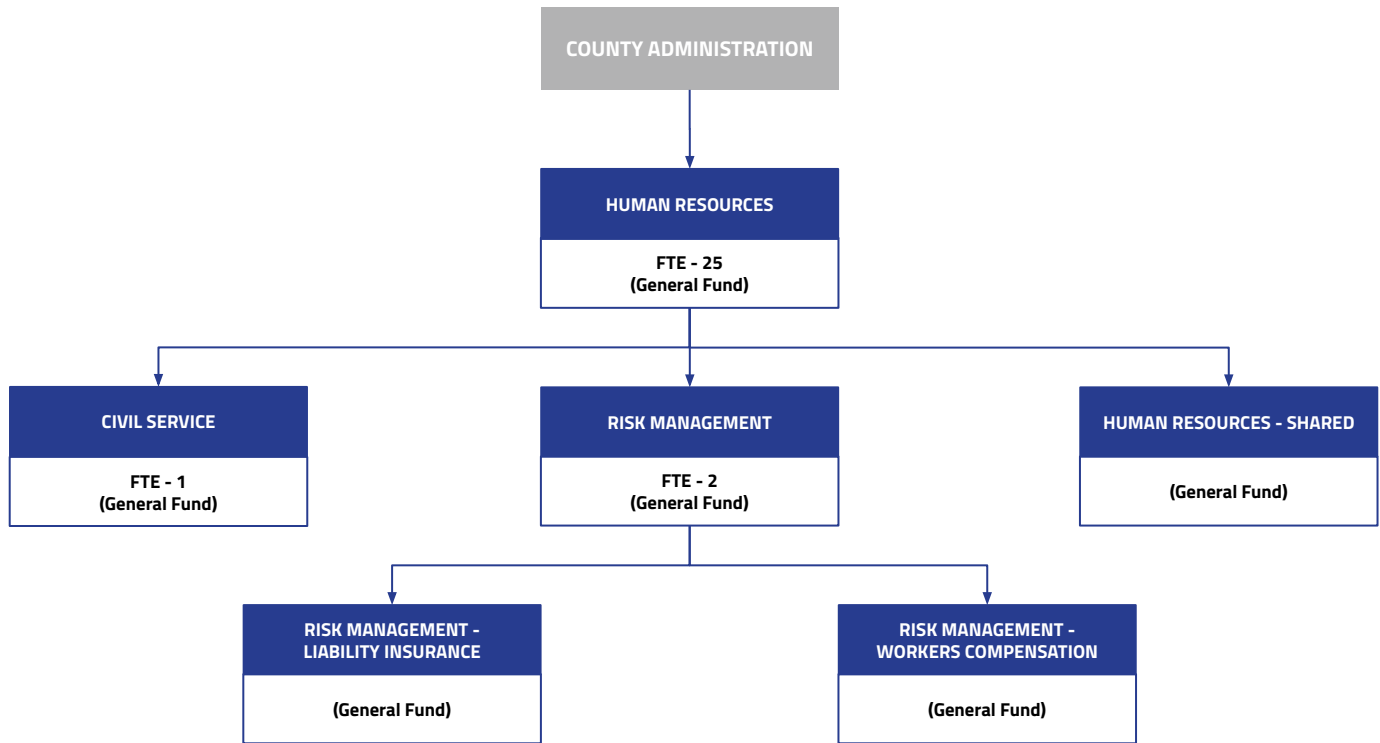
HUMAN RESOURCES

General Administration

PURPOSE

To create and deliver exemplary and innovative Human Resource and Risk Management services, processes, and solutions that contribute to the overall objectives of Collin County.

REPORTING STRUCTURE



FTE POSITION SUMMARY

	FY 2021 Adopted	FY 2022 Adopted	FY 2023 Adopted	FY 2023 YTD Actual	FY 2024 Requested	FY 2024 Adopted	FY 2023/24 Change
CIVIL SERVICE							
Human Resources Generalist	1.0	1.0	1.0	1.0	-	1.0	-
HUMAN RESOURCES							
Asst Director Of HR	1.0	1.0	1.0	1.0	-	1.0	-
Benefits Representative	3.0	3.0	3.0	3.0	-	3.0	-
Director Of Human Resources	1.0	1.0	1.0	1.0	-	1.0	-
Functional Analyst	2.0	2.0	2.0	2.0	-	2.0	-
HR Manager	1.0	1.0	1.0	1.0	1.0	2.0	1.0
HRIS/Systems Manager	2.0	2.0	2.0	2.0	-	2.0	-
Human Resources Assistant	2.0	2.0	2.0	2.0	1.0	2.0	-
Human Resources Generalist	4.0	4.0	4.0	4.0	-	7.0	3.0
Human Resources Generalist - Compensation	-	-	-	-	1.0	-	-
Human Resources Generalist - Employee Relations	-	-	-	-	1.0	-	-

HUMAN RESOURCES


General Administration

FTE POSITION SUMMARY (CONTINUED)


	FY 2021 Adopted	FY 2022 Adopted	FY 2023 Adopted	FY 2023 YTD Actual	FY 2024 Requested	FY 2024 Adopted	FY 2023/24 Change
Human Resources Generalist - SO Liasion	-	-	-	-	1.0	-	-
Management Trainer	-	-	-	-	1.0	1.0	1.0
Payroll Coordinator	2.0	2.0	2.0	2.0	-	2.0	-
Senior Benefits Representative	1.0	1.0	1.0	1.0	-1.0	-	-1.0
Talent Acquisition Coordinator	-	-	2.0	2.0	-	2.0	-
RISK MANAGEMENT							
Human Resources Generalist	1.0	1.0	1.0	1.0	1.0	1.0	-
Risk Manager	1.0	1.0	1.0	1.0	-	1.0	-
Total	22.0	22.0	24.0	24.0	6.0	28.0	4.0

PERFORMANCE MEASURES


GOAL: To provide assistance, advice, and resources to departments in an effort to reduce employee turnover.

Performance Measures	Strategic Goal	FY 2020 Actual	FY 2021 Actual	FY 2022 Actual	FY 2023 Actual	FY 2024 Target
Annual Turnover		12%	17%	18%	15%	17%
Average Years of Service		9	9	9	9	9
% of Voluntary Terminations	Efficient and Open Government	84%	88%	97%	93%	100%
Change in Turnover		-8%	42%	4%	-15%	10%

GOAL: To provide a qualified applicant pool.

Performance Measures	Strategic Goal	FY 2020 Actual	FY 2021 Actual	FY 2022 Actual	FY 2023 Actual	FY 2024 Target
# of New Hires		311	240	332	317	296
Change in New Hires	Efficient and Open Government	19%	-23%	38%	-5%	-7%

GOAL: To provide a variety of training programs for management and employees to reduce worker's compensation claims.

Performance Measures	Strategic Goal	FY 2020 Actual	FY 2021 Actual	FY 2022 Actual	FY 2023 Actual	FY 2024 Target
# of Worker's Compensation Claims		142	104	173	141	139
# of Safety Classes Offered		2	3	1	-	1
# of Other Claims	Maintain Financial Health	109	66	88	130	95
Change in Worker's Comp Claims		27%	-27%	66%	-18%	-1%

INTRODUCTION

PERSONNEL

FUND SUMMARIES

DEPARTMENTS

CAPITAL IMPROVEMENT PROGRAM

STATISTICS

POLICIES

COURT ORDERS

APPENDIX

HUMAN RESOURCES

General Administration

BUDGET SUMMARY

HUMAN RESOURCES								
	FY 2020 Actual	FY 2021 Actual	FY 2022 Actual	FY 2023 Adopted	FY 2023 YTD Actual	FY 2024 Requested	FY 2024 Adopted	FY 2023/24 Change
Salary & Benefits	\$ 1,940,498	\$ 1,942,020	\$ 2,074,794	\$ 2,430,400	\$ 2,347,728	\$ 2,833,377	\$ 3,019,449	24%
Training & Travel	\$ 2,608	\$ 1,736	\$ 13,845	\$ 32,600	\$ 16,664	\$ 40,400	\$ 38,300	18%
Maintenance & Operations	\$ 14,850	\$ 9,373	\$ 16,997	\$ 18,324	\$ 11,954	\$ 52,834	\$ 19,524	7%
Capital Outlay	\$ 12,157	\$ -	\$ -	\$ -	\$ 14,500	\$ 54,050	\$ -	0%
Total	\$ 1,970,113	\$ 1,953,129	\$ 2,105,636	\$ 2,481,324	\$ 2,390,846	\$ 2,980,661	\$ 3,077,273 ↑	24%

BUDGET RECONCILIATION

FY 2024 Personnel Changes	One-Time	Recurring	Total
Change of a Senior Benefits Representative to HR Manager	\$ -	\$ 8,705	\$ 8,705
Creation of a Management Trainer position	\$ -	\$ 92,524	\$ 92,524
Creation of a HR Generalist - Compensation position	\$ -	\$ 86,553	\$ 86,553
Creation of a HR Generalist - Employee Relations position	\$ -	\$ 85,553	\$ 85,553
Creation of a HR Generalist - Sheriff's Office Liaison position	\$ -	\$ 85,453	\$ 85,453
Total			\$ 358,788

BUDGET SUMMARY

CIVIL SERVICE								
	FY 2020 Actual	FY 2021 Actual	FY 2022 Actual	FY 2023 Adopted	FY 2023 YTD Actual	FY 2024 Requested	FY 2024 Adopted	FY 2023/24 Change
Salary & Benefits	\$ 77,511	\$ 69,690	\$ 84,203	\$ 86,858	\$ 84,958	\$ 85,731	\$ 94,854	9%
Training & Travel	\$ 100	\$ -	\$ -	\$ 1,500	\$ -	\$ 1,500	\$ 1,500	0%
Maintenance & Operations	\$ 3,484	\$ 97	\$ 2,111	\$ 10,500	\$ 4,518	\$ 10,500	\$ 10,500	0%
Total	\$ 81,095	\$ 69,787	\$ 86,314	\$ 98,858	\$ 89,476	\$ 97,731	\$ 106,854 ↑	8%

BUDGET SUMMARY

RISK MANAGEMENT								
	FY 2020 Actual	FY 2021 Actual	FY 2022 Actual	FY 2023 Adopted	FY 2023 YTD Actual	FY 2024 Requested	FY 2024 Adopted	FY 2023/24 Change
Salary & Benefits	\$ 207,274	\$ 162,178	\$ 183,990	\$ 200,016	\$ 199,003	\$ 285,472	\$ 219,915	10%
Training & Travel	\$ 2,353	\$ 735	\$ 3,667	\$ 4,880	\$ 1,390	\$ 6,980	\$ 4,880	0%
Maintenance & Operations	\$ 1,518	\$ 1,766	\$ 2,542	\$ 36,590	\$ 2,651	\$ 53,622	\$ 36,590	0%
Total	\$ 211,145	\$ 164,679	\$ 190,199	\$ 241,486	\$ 203,044	\$ 346,074	\$ 261,385 ↑	8%

HUMAN RESOURCES

General Administration

BUDGET SUMMARY

RISK MANAGEMENT - LIABILITY INSURANCE								
	FY 2020 Actual	FY 2021 Actual	FY 2022 Actual	FY 2023 Adopted	FY 2023 YTD Actual	FY 2024 Requested	FY 2024 Adopted	FY 2023/24 Change
Maintenance & Operations	\$ 1,565,000	\$ 1,565,000	\$ 1,695,000	\$ 1,695,000	\$ 1,695,000	\$ 1,695,000	\$ 1,695,000	0%
Total	\$ 1,565,000	\$ 1,565,000	\$ 1,695,000	\$ 1,695,000	\$ 1,695,000	\$ 1,695,000	\$ 1,695,000	0%

BUDGET RECONCILIATION			
FY 2024 Base Budget Adjustments	One-Time	Recurring	Total
Additional funding for property insurance	\$ -	\$ 35,000	\$ 35,000
Total			\$ 35,000

BUDGET SUMMARY

RISK MANAGEMENT - WORKER'S COMP								
	FY 2020 Actual	FY 2021 Actual	FY 2022 Actual	FY 2023 Adopted	FY 2023 YTD Actual	FY 2024 Requested	FY 2024 Adopted	FY 2023/24 Change
Maintenance & Operations	\$ 885,000	\$ 885,000	\$ 885,000	\$ 885,000	\$ 885,000	\$ 885,000	\$ 885,000	0%
Total	\$ 885,000	\$ 885,000	\$ 885,000	\$ 885,000	\$ 885,000	\$ 885,000	\$ 885,000	0%

BUDGET SUMMARY

HUMAN RESOURCES - SHARED								
	FY 2020 Actual	FY 2021 Actual	FY 2022 Actual	FY 2023 Adopted	FY 2023 YTD Actual	FY 2024 Requested	FY 2024 Adopted	FY 2023/24 Change
Training & Travel	\$ 6,000	\$ 6,000	\$ 6,000	\$ 8,500	\$ 6,800	\$ 12,500	\$ 12,500	47%
Maintenance & Operations	\$ 57,534	\$ 59,309	\$ 82,266	\$ 99,500	\$ 87,110	\$ 160,140	\$ 155,140	56%
Total	\$ 63,534	\$ 65,309	\$ 88,266	\$ 108,000	\$ 93,910	\$ 172,640	\$ 167,640 ↑	55%

BUDGET RECONCILIATION			
FY 2024 Base Budget Adjustments	One-Time	Recurring	Total
Additional funding for recruiting advertising	\$ -	\$ 40,140	\$ 40,140
Additional funding for in-house training	\$ -	\$ 4,000	\$ 4,000
Additional funding for psych evaluations	\$ -	\$ 10,000	\$ 10,000
Additional funding for service awards	\$ -	\$ 2,500	\$ 2,500
Additional funding for compensation surveys	\$ -	\$ 3,000	\$ 3,000
Total			\$ 59,640

INTRODUCTION

PERSONNEL

FUND SUMMARIES

DEPARTMENTS

CAPITAL IMPROVEMENT PROGRAM

STATISTICS

POLICIES

COURT ORDERS

APPENDIX

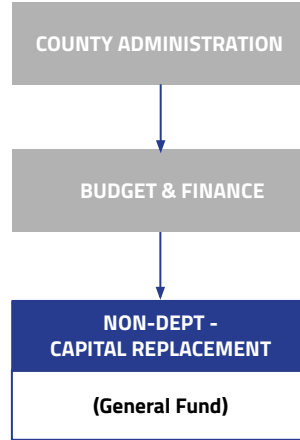
NON-DEPT - CAPITAL REPLACEMENT

General Administration

PURPOSE

Capital Replacement is used for the repair and replacement of county assets that are no longer working or in need of repair.

REPORTING STRUCTURE



BUDGET SUMMARY

NON - DEPT - CAPITAL REPLACEMENT								
	FY 2020 Actual	FY 2021 Actual	FY 2022 Actual	FY 2023 Adopted	FY 2023 YTD Actual	FY 2024 Requested	FY 2024 Adopted	FY 2023/24 Change
Maintenance & Operations	\$ 709,121	\$ 246,727	\$ 234,780	\$ 400,000	\$ 246,738	\$ 400,000	\$ 400,000	0%
Capital Outlay	\$ 48,526	\$ 64,643	\$ 105,325	\$ -	\$ 186,507	\$ 50,000	\$ -	0%
Total	\$ 757,647	\$ 311,370	\$ 340,105	\$ 400,000	\$ 433,245	\$ 450,000	\$ 400,000	0%

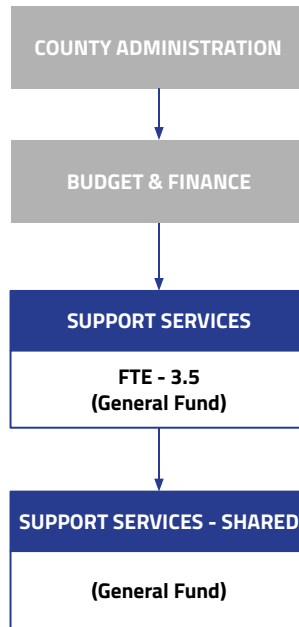
SUPPORT SERVICES

General Administration

PURPOSE

To provide mail drop off and pick up service to all County facilities; to coordinate with the U.S. Post Office and other postal services for Countywide delivery and pick up to warehouse and provide supplies to all County departments as needed.

REPORTING STRUCTURE




FTE POSITION SUMMARY

	FY 2021 Adopted	FY 2022 Adopted	FY 2023 Adopted	FY 2023 YTD Actual	FY 2024 Requested	FY 2024 Adopted	FY 2023/24 Change
SUPPORT SERVICES							
Mail Technician	2.5	2.5	2.5	2.5	-	2.5	-
Mail/Supply Supervisor	1.0	1.0	1.0	1.0	-	1.0	-
Total	3.5	3.5	3.5	3.5	-	3.5	-

PERFORMANCE MEASURES


GOAL: To presort 75% of outgoing mail to get discounted rates from the post office, thus providing a savings to the County.

Performance Measures	Strategic Goal	FY 2020 Actual	FY 2021 Actual	FY 2022 Actual	FY 2023 Actual	FY 2024 Target
Number of Total County Mail Pieces Processed		863,972	850,509	749,914	796,859	800,000
Number of Outgoing Mail Pieces Pre-Sorted	 Maintain Financial Health	798,523	774,443	671,690	757,084	750,000
Presorted Mail Savings to Collin County		\$38,877	\$40,106	\$42,541	\$59,681	\$50,000
% Outgoing Mail Pre-Sorted		92%	91%	90%	93%	94%

SUPPORT SERVICES

General Administration

GOAL: Central Supply - Deliver central supply orders within 1 day of request 90% of the time.

Performance Measures	Strategic Goal	FY 2020 Actual	FY 2021 Actual	FY 2022 Actual	FY 2023 Actual	FY 2024 Target
90% of all Supply Orders Delivered within 1 Day	 Efficient and Open Government	Yes	Yes	Yes	Yes	Yes

BUDGET SUMMARY

SUPPORT SERVICES									
	FY 2020 Actual	FY 2021 Actual	FY 2022 Actual	FY 2023 Adopted	FY 2023 YTD Actual	FY 2024 Requested	FY 2024 Adopted	FY 2023/24 Change	
Salary & Benefits	\$ 233,492	\$ 235,180	\$ 238,353	\$ 237,168	\$ 245,314	\$ 250,640	\$ 273,450	15%	
Maintenance & Operations	\$ 880	\$ 629	\$ 396	\$ 1,450	\$ 1,412	\$ 1,450	\$ 1,450	0%	
Capital Outlay	\$ -	\$ 34,519	\$ -	\$ -	\$ -	\$ -	\$ -	0%	
Total	\$ 234,372	\$ 270,328	\$ 238,749	\$ 238,618	\$ 246,726	\$ 252,090	\$ 274,900	↑ 15%	

BUDGET SUMMARY

SUPPORT SERVICES - SHARED									
	FY 2020 Actual	FY 2021 Actual	FY 2022 Actual	FY 2023 Adopted	FY 2023 YTD Actual	FY 2024 Requested	FY 2024 Adopted	FY 2023/24 Change	
Maintenance & Operations	\$ 1,419,319	\$ 1,321,352	\$ 1,588,876	\$ 1,765,000	\$ 1,526,894	\$ 1,765,000	\$ 1,765,000	0%	
Total	\$ 1,419,319	\$ 1,321,352	\$ 1,588,876	\$ 1,765,000	\$ 1,526,894	\$ 1,765,000	\$ 1,765,000	0%	

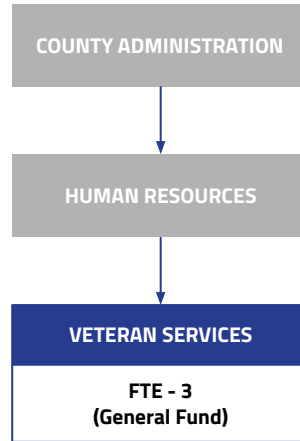
VETERAN SERVICES

General Administration

PURPOSE

To serve the veteran by providing exceptional assistance, guidance and representation in the application process of VA and state benefits for which they are eligible, advocating for the veteran and their dependents.

REPORTING STRUCTURE




FTE POSITION SUMMARY


	FY 2021 Adopted	FY 2022 Adopted	FY 2023 Adopted	FY 2023 YTD Actual	FY 2024 Requested	FY 2024 Adopted	FY 2023/24 Change
VETERAN SERVICES							
Asst Veterans Service Officer	1.0	1.0	1.0	1.0	-	1.0	-
Veterans Service Officer	2.0	2.0	2.0	2.0	-	2.0	-
Total	3.0	3.0	3.0	3.0	-	3.0	-

PERFORMANCE MEASURES

GOAL: *To promptly process paperwork and submit claims within 2 business days, 70% of the time.*

Performance Measures	Strategic Goal	FY 2020 Actual	FY 2021 Actual	FY 2022 Actual	FY 2023 Actual	FY 2024 Target
Claims Filed	 Efficient and Open Government	844	756	864	1,066	895
% Completed Within 2 Business Days		100%	100%	100%	100%	100%

GOAL: *Increase services to veterans year over year to ensure they receive the VA and state benefits for which they are eligible.*

Performance Measures	Strategic Goal	FY 2020 Actual	FY 2021 Actual	FY 2022 Actual	FY 2023 Actual	FY 2024 Target
Interviews Conducted	 Efficient and Open Government	1,871	1,687	1,771	2,050	1,836
Call Activity		6,957	6,008	5,926	10,875	7,603
Total Activity		8,828	7,695	7,697	12,925	9,439
Change in Total Activity		-13%	-13%	0%	68%	-27%

VETERAN SERVICES

General Administration

BUDGET SUMMARY

VETERAN SERVICES									
	FY 2020	FY 2021	FY 2022	FY 2023	FY 2023	FY 2024	FY 2024	FY 2023/24	
	Actual	Actual	Actual	Adopted	YTD Actual	Requested	Adopted	Change	
Salary & Benefits	\$ 226,041	\$ 198,826	\$ 226,349	\$ 265,195	\$ 260,616	\$ 267,005	\$ 291,435	10%	
Training & Travel	\$ 2,489	\$ 128	\$ 750	\$ 12,150	\$ 2,445	\$ 12,150	\$ 12,150	0%	
Maintenance & Operations	\$ 781	\$ 698	\$ 793	\$ 1,721	\$ 1,122	\$ 1,721	\$ 1,721	0%	
Total	\$ 229,311	\$ 199,652	\$ 227,892	\$ 279,066	\$ 264,183	\$ 280,876	\$ 305,306	↑	9%

INTRODUCTION

PERSONNEL

FUND SUMMARIES

DEPARTMENTS

CAPITAL IMPROVEMENT PROGRAM

STATISTICS


POLICIES

COURT ORDERS

APPENDIX

FY 2024 DEPARTMENT PAGES

Health and Welfare



Department Descriptions & Core Services

Inmate Health

Provide for the delivery of medical, dental, and mental health care to individuals committed to the custody of any of the County Facilities.

Mental Health

Provide increased awareness, services, and support services to address the complex needs of persons with behavioral health disorders involved in the legal system or at risk of involvement.

Court Appointed Representation

Provide attorney appointments and high quality legal representation to every indigent citizen.

Court Appointed Representation - Juvenile Court

Provide attorney appointments and high quality legal representation to every indigent juvenile.

Child Protective Services Board

Provide an ongoing program for the protection, care and well-being of dependent, neglected and abused children of Collin County. Members work through and with the cooperation of the Texas Department of Human Services, Child Welfare Division, to encourage, engage, promote and participate in activities that will benefit all children of the county.

Healthcare Services

Through the effective, efficient use of resources, we engage, educate, and regulate to promote health, prevent disease, and provide for a safe environment.

Substance Abuse

The Substance Abuse Program provides alcohol and drug prevention and intervention services to all county residents by identifying abuse or dependence, making recommendations for treatment or giving information to concerned citizens.

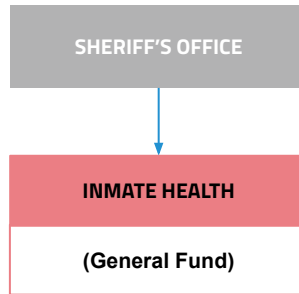
INMATE HEALTH

Health and Welfare

PURPOSE



Provide for the delivery of medical, dental, and mental health care to individuals committed to the custody of any of the County Facilities.

REPORTING STRUCTURE



PERFORMANCE MEASURES

GOAL: Have all inmates seen within 24 hours from sick call placement 90% of the time and remaining requests within 48 hours.

Performance Measures	Strategic Goal	FY 2020 Actual	FY 2021 Actual	FY 2022 Actual	FY 2023 Actual	FY 2024 Target
# of Medical Care Requests		13,330	14,650	13,777	10,828	12,000
# of Inmates Treated/Seen	 Health and Safety	12,871	14,412	12,971	10,404	12,000
# of Inmates Treated/Seen within 24 Hours		12,176	12,189	11,406	9,495	10,750
% Treated/Seen within 24 Hours		95%	85%	88%	90%	90%
# of Inmates Treated/Seen within 48 Hours of Sick Call Placement	 Health and Safety	386	288	782	463	550
% Treated/Seen within 48 Hours		3%	2%	6%	5%	5%

BUDGET SUMMARY

INMATE HEALTH								
	FY 2020 Actual	FY 2021 Actual	FY 2022 Actual	FY 2023 Adopted	FY 2023 YTD Actual	FY 2024 Requested	FY 2024 Adopted	FY 2023/24 Change
Maintenance & Operations	\$ 6,371,225	\$ 8,468,900	\$ 9,494,859	\$ 10,961,311	\$ 12,126,633	\$ 13,494,688	\$ 13,494,688	23%
Total	\$ 6,371,225	\$ 8,468,900	\$ 9,494,859	\$ 10,961,311	\$ 12,126,633	\$ 13,494,688	\$ 13,494,688 ↑	23%

BUDGET RECONCILIATION

FY 2024 Base Budget Adjustments	One-Time	Recurring	Total
Increase in Medical Costs	\$	- \$ 2,436,377	\$ 2,436,377
Total			\$ 2,436,377

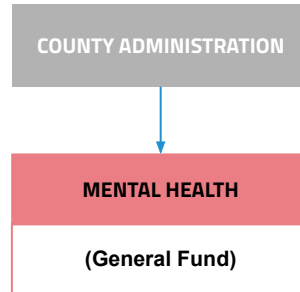
MENTAL HEALTH

Health and Welfare

PURPOSE

Collaboratively work with the courts, criminal justice, other county departments, behavioral health providers and community organizations to develop services to support at risk individuals with behavioral health disorders. Our goals are to foster resiliency, reduce recidivism, support reintegration, recovery and family reunification.

REPORTING STRUCTURE



BUDGET SUMMARY

MENTAL HEALTH								
	FY 2020 Actual	FY 2021 Actual	FY 2022 Actual	FY 2023 Adopted	FY 2023 YTD Actual	FY 2024 Requested	FY 2024 Adopted	FY 2023/24 Change
Maintenance & Operations	\$ 2,488,303	\$ 2,463,303	\$ 2,927,781	\$ 3,055,781	\$ 3,027,781	\$ 3,055,781	\$ 3,075,781	1%
Total	\$ 2,488,303	\$ 2,463,303	\$ 2,927,781	\$ 3,055,781	\$ 3,027,781	\$ 3,055,781	\$ 3,075,781	↑ 1%

BUDGET RECONCILIATION

FY 2024 Base Budget Adjustments	One-Time	Recurring	Total
Salary & Benefits Increase	\$	- \$ 20,000	\$ 20,000
Total			\$ 20,000

INTRODUCTION

PERSONNEL

FUND SUMMARIES

DEPARTMENTS

CAPITAL IMPROVEMENT PROGRAM

STATISTICS

POLICIES

COURT ORDERS

APPENDIX

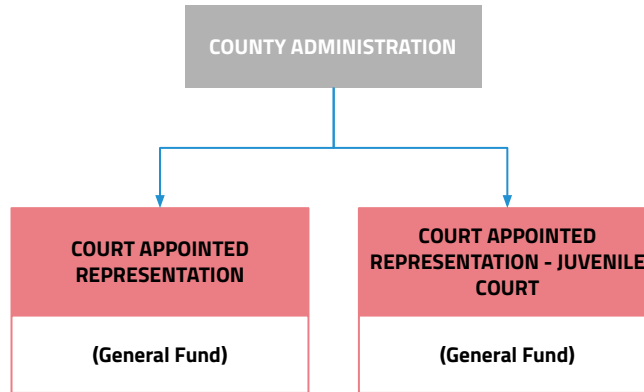
COURT APPOINTED REPRESENTATION

Health and Welfare

PURPOSE

To provide attorney appointments and high quality legal representation to every indigent person and juvenile.

REPORTING STRUCTURE



BUDGET SUMMARY

COURT APPOINTED REPRESENTATION								
	FY 2020 Actual	FY 2021 Actual	FY 2022 Actual	FY 2023 Adopted	FY 2023 YTD Actual	FY 2024 Requested	FY 2024 Adopted	FY 2023/24 Change
Maintenance & Operations	\$ 7,557,921	\$ 8,616,645	\$ 8,125,940	\$ 9,923,197	\$ 8,430,316	\$ 9,923,197	\$ 9,923,197	0%
Total	\$ 7,557,921	\$ 8,616,645	\$ 8,125,940	\$ 9,923,197	\$ 8,430,316	\$ 9,923,197	\$ 9,923,197	0%

BUDGET SUMMARY

COURT APPOINTED REPRESENTATION - JUVENILE								
	FY 2020 Actual	FY 2021 Actual	FY 2022 Actual	FY 2023 Adopted	FY 2023 YTD Actual	FY 2024 Requested	FY 2024 Adopted	FY 2023/24 Change
Maintenance & Operations	\$ 581,892	\$ 497,471	\$ 597,532	\$ 801,790	\$ 582,394	\$ 801,790	\$ 801,790	0%
Total	\$ 581,892	\$ 497,471	\$ 597,532	\$ 801,790	\$ 582,394	\$ 801,790	\$ 801,790	0%

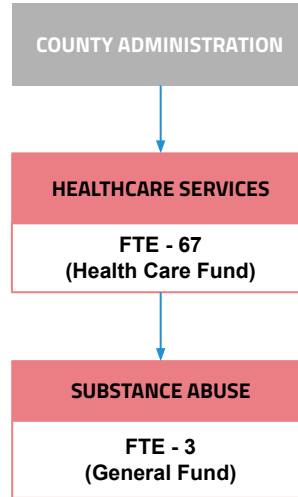
HEALTHCARE SERVICES

Health and Welfare

PURPOSE

Our mission at Collin County Health Care Services is to protect and promote the health of the people of Collin County.

REPORTING STRUCTURE



FTE POSITION SUMMARY

	FY 2021 Adopted	FY 2022 Adopted	FY 2023 Adopted	FY 2023 YTD Actual	FY 2024 Requested	FY 2024 Adopted	FY 2023/24 Change
HEALTHCARE SERVICES							
Asset Management Tech	-	-	-	-	1.0	-	-
Asset Management Tech-Grant	-	-	-	1.0	-1.0	1.0	-
Asset Management Tech-PHWG	-	-	1.0	-	-	-	-
Assistant Public Health Director	-	-	-	-	1.0	-	-
Community Health Spec-Grant	-	-	-	1.0	-	1.0	-
Community Health Specialist	1.0	1.0	1.0	1.0	-	1.0	-
Community Health Specialist-HD	-	-	1.0	-	-	-	-
Disease Intervention Specialist	-	-	-	-	1.0	-	-
Epidemiologist	1.0	1.0	1.0	1.0	-	1.0	-
Epidemiologist - COVID Grant	6.0	5.0	5.0	-	-	-	-
Epidemiologist - COVID Suppl	-	2.0	2.0	-	-	-	-
Epidemiologist -Grant	1.0	1.0	1.0	-	-	-	-
Epidemiologist -Grant Surge	1.0	1.0	1.0	-	-	-	-
Epidemiologist-DIS Grant	-	-	4.0	-	-	-	-
Epidemiologist-Grant	-	-	-	14.0	-	14.0	-
Epidemiologist-IDCU Grant	-	-	1.0	-	-	-	-
Financial Analyst	-	-	-	-	2.0	-	-
Financial Analyst COVID Grant	-	1.0	1.0	-	-	-	-
Financial Analyst-Grant	-	-	-	2.0	-2.0	2.0	-

HEALTHCARE SERVICES

Health and Welfare

FTE POSITION SUMMARY (CONTINUED)

	FY 2021 Adopted	FY 2022 Adopted	FY 2023 Adopted	FY 2023 YTD Actual	FY 2024 Requested	FY 2024 Adopted	FY 2023/24 Change
Financial Analyst-PHWG	-	-	1.0	-	-	-	-
Functional Analyst	1.0	1.0	1.0	1.0	2.0	1.0	-
Functional Analyst COVID Grant	-	1.0	1.0	-	-	-	-
Functional Analyst-Grant	-	-	-	3.0	-2.0	3.0	-
Functional Analyst-PHWG	-	-	1.0	-	-	-	-
Health Care Administrative Mgr	1.0	1.0	1.0	1.0	-	1.0	-
Health Care Analyst	3.0	3.0	3.0	3.0	3.0	3.0	-
Health Care Analyst-C19 Grant	-	-	4.0	-	-	-	-
Health Care Analyst-Grant	-	-	-	3.0	-2.0	3.0	-
Health Care Analyst-PHWG	-	-	1.0	-	-	-	-
Health Care Coord	1.0	1.0	1.0	1.0	-1.0	1.0	-
Healthcare Process Analyst	-	-	-	-	1.0	-	-
Immunization Service Aid	1.0	1.0	1.0	1.0	-1.0	-	-1.0
Indigent Care Coordinator	1.0	1.0	1.0	1.0	-	1.0	-
Medical Assistant	2.0	2.0	2.0	2.0	-1.0	2.0	-
Medical Assistant COVID Grant	-	2.0	1.0	-	-	-	-
Nurse (LVN)	2.0	2.0	2.0	2.0	-1.0	2.0	-
Nurse (RN)	8.0	8.0	8.0	8.0	6.0	8.0	-
Nurse (RN) COVID Grant	-	4.0	2.0	-	-	-	-
Nurse (RN) Immunization Grant	-	1.0	1.0	-	-	-	-
Nurse (RN)-Grant	-	-	-	4.0	-4.0	4.0	-
Nurse (RN)-PHWG	-	-	1.0	-	-	-	-
Nurse Practitioner	1.0	1.0	1.0	1.0	-	1.0	-
Nurse Practitioner COVID Grant	-	1.0	-	-	-	-	-
Outreach Specialist	2.0	2.0	2.0	2.0	-2.0	-	-2.0
PHEP Planner	-	-	-	-	3.0	-	-
PHEP Planner - COVID Grant	-	-	3.0	-	-	-	-
PHEP Planner-Grant	-	-	-	4.0	-3.0	4.0	-
PHEP Planner-HD Grant	-	-	2.0	-	-	-	-
PHEP Specialist - COVID Grant	-	3.0	1.0	-	-	-	-
Physician	2.0	2.0	2.0	2.0	-	2.0	-
Program Coordinator-DIS Grant	-	-	1.0	-	-	-	-
Program Coordinator-Grant	-	-	-	1.0	-	1.0	-
Public Info Officer-Grant	-	-	-	1.0	-1.0	1.0	-
Public Information Officer	-	-	-	-	1.0	-	-
Public Information Officer -CO	-	1.0	1.0	-	-	-	-
Senior Eligibility Clerk	1.0	1.0	1.0	1.0	-	1.0	-
TB Outreach	2.0	2.0	2.0	2.0	-	2.0	-

INTRODUCTION

PERSONNEL

FUND SUMMARIES

DEPARTMENTS

CAPITAL IMPROVEMENT PROGRAM

STATISTICS

POLICIES

COURT ORDERS

APPENDIX

HEALTHCARE SERVICES

Health and Welfare

INTRODUCTION

PERSONNEL

FUND SUMMARIES

DEPARTMENTS

CAPITAL IMPROVEMENT PROGRAM

STATISTICS

POLICIES

COURT ORDERS


APPENDIX

FTE POSITION SUMMARY (CONTINUED)


	FY 2021 Adopted	FY 2022 Adopted	FY 2023 Adopted	FY 2023 YTD Actual	FY 2024 Requested	FY 2024 Adopted	FY 2023/24 Change
Tech I	2.0	2.0	2.0	2.0	3.0	5.0	3.0
Tech II	1.0	1.0	1.0	1.0	-	1.0	-
SUBSTANCE ABUSE							
Administrative Secretary	1.0	1.0	1.0	1.0	-	1.0	-
Counselor (Substance Abuse)	1.0	1.0	1.0	1.0	-	1.0	-
Program Administrator	1.0	1.0	1.0	1.0	-	1.0	-
Total	44.0	59.0	74.0	70.0	3.0	70.0	-

PERFORMANCE MEASURES


GOAL: Provide free or low cost vaccinations to eligible children and adults to prevent diseases.

Performance Measures	Strategic Goal	FY 2020 Actual	FY 2021 Actual	FY 2022 Actual	FY 2023 Actual	FY 2024 Target
Immunizations	 Health and Safety	11,494	11,411	12,376	12,505	13,131
Flu Shots		2,132	1,394	1,690	1,120	1,176

GOAL: Provide assessments to adolescents and adults in order to give the individual and the referring entity recommendations for treatment or other kinds of appropriate help.

Performance Measures	Strategic Goal	FY 2020 Actual	FY 2021 Actual	FY 2022 Actual	FY 2023 Actual	FY 2024 Target
Total Number of Assessments	 Health and Safety	1,061	1,271	1,312	1,265	1,227

GOAL: Educate county residents about alcohol/drugs, thereby promoting and protecting public health by providing presentations to community groups.

Performance Measures	Strategic Goal	FY 2020 Actual	FY 2021 Actual	FY 2022 Actual	FY 2023 Actual	FY 2024 Target
Presentation Attendees	 Health and Safety	3,505	2,906	5,059	10,197	10,707

HEALTHCARE SERVICES

Health and Welfare

BUDGET SUMMARY

HEALTHCARE SERVICES								
	FY 2020 Actual	FY 2021 Actual	FY 2022 Actual	FY 2023 Adopted	FY 2023 YTD Actual	FY 2024 Requested	FY 2024 Adopted	FY 2023/24 Change
Salary & Benefits	\$ 2,201,555	\$ 2,605,846	\$ 3,036,493	\$ 2,953,030	\$ 2,655,502	\$ 3,463,798	\$ 3,751,576	27%
Training & Travel	\$ 9,474	\$ 12,642	\$ 16,722	\$ 83,384	\$ 18,853	\$ 85,455	\$ 80,000	(4%)
Maintenance & Operations	\$ 1,575,705	\$ 1,937,919	\$ 1,247,850	\$ 1,810,000	\$ 1,404,389	\$ 2,130,999	\$ 1,995,242	10%
Capital Outlay	\$ 600	\$ 2,100	\$ -	\$ -	\$ -	\$ -	\$ -	0%
Total	\$ 3,787,334	\$ 4,558,507	\$ 4,301,065	\$ 4,846,414	\$ 4,078,744	\$ 5,680,252	\$ 5,826,818 ↑	20%

BUDGET RECONCILIATION

FY 2024 Base Budget Adjustments	One-Time	Recurring	Total
New Electronic Health Record System	\$ -	\$ 181,858	\$ 181,858
College Education Reimbursement Funding	\$ 15,000	\$ -	\$ 15,000
Total			\$ 196,858

FY 2024 Personnel Changes

	One-Time	Recurring	Total
Immunization Service Aid Position Change to Tech I	\$ -	\$ -	\$ -
Two (2) Outreach Specialists Position Change to Tech I	\$ -	\$ -	\$ -
Total			\$ -

BUDGET SUMMARY

SUBSTANCE ABUSE								
	FY 2020 Actual	FY 2021 Actual	FY 2022 Actual	FY 2023 Adopted	FY 2023 YTD Actual	FY 2024 Requested	FY 2024 Adopted	FY 2023/24 Change
Salary & Benefits	\$ 243,451	\$ 252,321	\$ 261,982	\$ 282,889	\$ 282,891	\$ 284,901	\$ 312,304	10%
Training & Travel	\$ 1,476	\$ 1,881	\$ 3,008	\$ 4,500	\$ 3,098	\$ 4,000	\$ 4,000	(11%)
Maintenance & Operations	\$ 2,181	\$ 2,322	\$ 2,194	\$ 2,545	\$ 2,451	\$ 4,374	\$ 3,045	20%
Total	\$ 247,108	\$ 256,524	\$ 267,184	\$ 289,934	\$ 288,440	\$ 293,275	\$ 319,349 ↑	10%

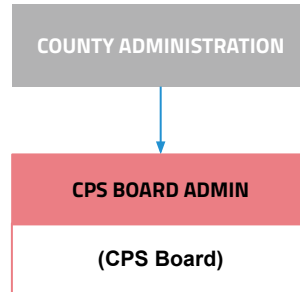
CPS BOARD ADMIN

Health and Welfare

PURPOSE

To provide an ongoing program for the protection, care and well-being of dependent, neglected and abused children of Collin County. Members work through and with the cooperation of the Texas Department of Human Services, Child Welfare Division, to encourage, engage, promote and participate in activities that will benefit all children of the county.

REPORTING STRUCTURE



BUDGET SUMMARY

CPS BOARD ADMIN									
	FY 2020 Actual	FY 2021 Actual	FY 2022 Actual	FY 2023 Adopted	FY 2023 YTD Actual	FY 2024 Requested	FY 2024 Adopted	FY 2023/24 Change	
Training & Travel	\$ 1,200	\$ 7,600	\$ 11,500	\$ -	\$ -	\$ -	\$ -	0%	
Maintenance & Operations	\$ 42,804	\$ 24,181	\$ 28,127	\$ 46,330	\$ 21,248	\$ 46,330	\$ 46,330	0%	
Total	\$ 44,004	\$ 31,781	\$ 39,627	\$ 46,330	\$ 21,248	\$ 46,330	\$ 46,330	0%	

INTRODUCTION

PERSONNEL

FUND SUMMARIES

DEPARTMENTS

CAPITAL IMPROVEMENT PROGRAM

STATISTICS

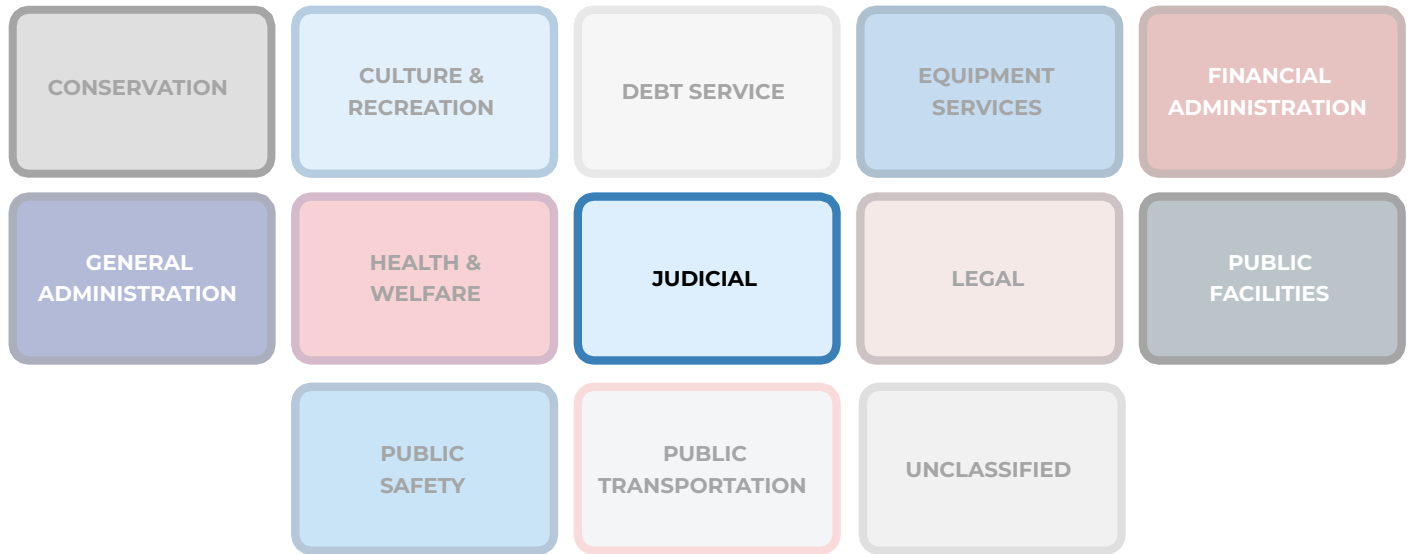
POLICIES

COURT ORDERS

APPENDIX

FY 2024 DEPARTMENT PAGES

Judicial



Department Descriptions & Core Services

County Court at Law Courts

To efficiently, impartially and fairly manage and resolve the variety of controversies and disputes that are filed with and fall under the jurisdiction of this court. The jurisdiction of this court is determined by the constitution and statute. It is subject to change and alternation by the legislature, but generally speaking, the jurisdiction includes misdemeanor or criminal cases, class C appeals, civil matters, mental health cases and probate matters for Collin County.

County Courts - Shared

Funds shared between the courts for expenses to include interpreters, mediators, substitute court reporters, visiting judges, and jury expenses.

County Courts Shared - Court Technology

Account for court fees restricted for funding County Courts education and training regarding technological enhancements and for purchase and maintenance of technological enhancements, including computer systems, networks, hardware, software, imaging systems, electronic kiosks, and docket management systems.

Probate Court

Effectively manage all estate and guardianship cases, to assist Collin County citizens with the transfer of ownership of property upon death, and to provide a prompt response to public inquiries with courtesy and accuracy.

Probate Initiated Guardianship

Fund used to account for return of funds from the state regarding payment of fees collected in excess of the state salary supplements and may be used only for court-related purposes for the support of statutory probate courts.

Specialty Courts

Specialty courts are funded by fees paid by defendants restricted for operating a drug court program.

County Clerk

To protect and preserve the health and safety of our citizens and our environment by ensuring water quality through permitting and regulation of On-Site Sewage Facilities, investigations, environmental consultation and enforcing local laws and policies as determined by the County, State, and Federal governments.

County Court at Law Clerks

The County Court at Law Clerk is a statutory custodian of all records filed and maintained in the County level courts. Filings include Class A and B misdemeanor offenses as well as Class C appeals.

Probate/Mental

The County Clerk is statutorily responsible for the proper maintenance of probate cases, guardianship cases and involuntary commitments as related to specific individuals in Collin County.

INTRODUCTION

PERSONNEL

FUND SUMMARIES

DEPARTMENTS

CAPITAL IMPROVEMENT PROGRAM

STATISTICS

POLICIES

COURT ORDERS

APPENDIX

FY 2024 DEPARTMENT PAGES

Judicial

District Clerk

The District Clerk performs the duties assigned by the Texas Constitution as registrar, recorder, and custodian of all court pleadings, instruments, and papers that are part of any legal cause of action in the District Courts of Collin County.

District Courts - Document Preservation (Records Preservation Fund)

Account for civil court fees restricted for preserving District Court records.

District Courts - Document Preservation (Records Technology Fund)

The District Clerk is a constitutional office created for the custodial care and management of all the District Courts' legal records, filings, and indexes. The Records Technology Fund is funded by fees collected when a suit is filed with the District Clerk's Office.

Jury Management

Supplies each Collin County District Court, County Court at Law, and Justice of the Peace Court a pool of prospective jurors from which to select a fair and impartial jury in every case requesting a jury trial. To see that each juror receives the compensation entitled to them for the number of days served on a Collin County jury.

District Clerk - Records Management & Preservation Fund

Accounts for the District Clerk's statutory document preservation fee which is restricted for records management and Preservation.

District Courts

Efficiently, impartially, and fairly manage and resolve the variety of controversies and disputes that are filed with and fall under the jurisdiction of the court. The jurisdiction of this Court is determined by the constitution and statute. It is subject to change and alteration by the legislation by the legislature, but generally speaking, the jurisdiction includes felony criminal cases, civil cases with higher amounts of controversy, and family law matters.

District Courts - Shared Court Technology

Account for court fees restricted for funding District Courts education and training regarding technological enhancements and for purchase and maintenance of technological enhancements, including computer

systems, networks, hardware, software, imaging systems, electronic kiosks, and docket management systems.

District Courts - Shared Court Reporter

Accounts for court fees restricted to be used for court reporter services for District and County Courts.

District Courts - Shared

Funds shared between the courts for expenses to include, but not limited to, interpreters, mediators, substitute court reporters, visiting judges, and jury expenses. Also includes personnel, training, office supplies, etc.

District Courts - Shared Judicial Appellate

Accounts for court filing fees restricted for funding judicial appellate courts. A portion of this fee remains with the County which is restricted for improving court processes and procedures within the County.

Specialty Courts

Specialty courts are funded by fees paid by defendants restricted for operating a drug court program.

Valor Court

Run jointly by the North Texas Regional Veterans Court, Collin County Sheriff's Office and Collin County CSCD, VALOR is a state-funded Intermediate Sanction Facility. It is an in-custody facility that offers treatment alternatives for felony/misdemeanor Veteran offenders who are facing probation revocations or incarceration.

Veterans' Court

Provides support and rehabilitation opportunities to qualified criminal defendants whose crimes were materially connected to injuries suffered as a result of honorable service in the United States Armed Forces. This program is supported by a grant from the Texas Veterans Commission Fund for Veterans' Assistance.

Indigent Defense

To seek systemic solutions to get and keep mentally ill defendants out of the criminal justice system. The program works to improve the quality of representation to indigent defendants with mental illness, streamline coordination of defendant competency restoration or stabilization and coordinate case managers to assist attorneys through mental health case management, mitigation strategy assistance and defense advocacy. The Department is responsible for ensuring any individual, who has been arrested is provided

FY 2024 DEPARTMENT PAGES

Judicial

the opportunity to apply for a court appointed attorney. Individuals who meet qualifications of indigency will be appointed counsel under the Texas Fair Defense Act of 2001.

Justice of the Peace

Justice of the Peace presides over criminal cases including traffic and other Class C misdemeanor cases punishable by fine only, hear landlord and tenant disputes, cases involving mental health issues, and truancy cases. They also preside over Civil cases, including Debt Claims, Eviction, and Small Claims, where the amount in controversy does not exceed \$20,000. Justice of the Peace Courts collect the fines and fees for various civil and criminal cases filed.

Justice of the Peace Courts - Shared

Funds shared by the Justices of the Peace for services such as Substitute Court Reporters, Visiting Judges, and Interpreters. Also includes salary and benefits for Functional Analyst who assists each of the courts.

Justice of the Peace Shared - Court Technology

Accounts for court fees restricted for technological improvements in the Justice of the Peace Courts.

Law Library

Created pursuant to Local Government Code Section 323.021. The library's mission is to serve at a place that is both convenient and accessible and to maintain a legal reference for the judges, litigants, and the residents of Collin County. The Law Library Fund is provided by fees collected in connection with civil suit filings.

Magistrate

To carry out the local laws, policies, and services as determined by County, State and Federal governments for the good of all and the betterment of the family lives of all citizens in a fair and equitable manner.

INTRODUCTION

PERSONNEL

FUND SUMMARIES

DEPARTMENTS

CAPITAL IMPROVEMENT PROGRAM

STATISTICS

POLICIES

COURT ORDERS

APPENDIX

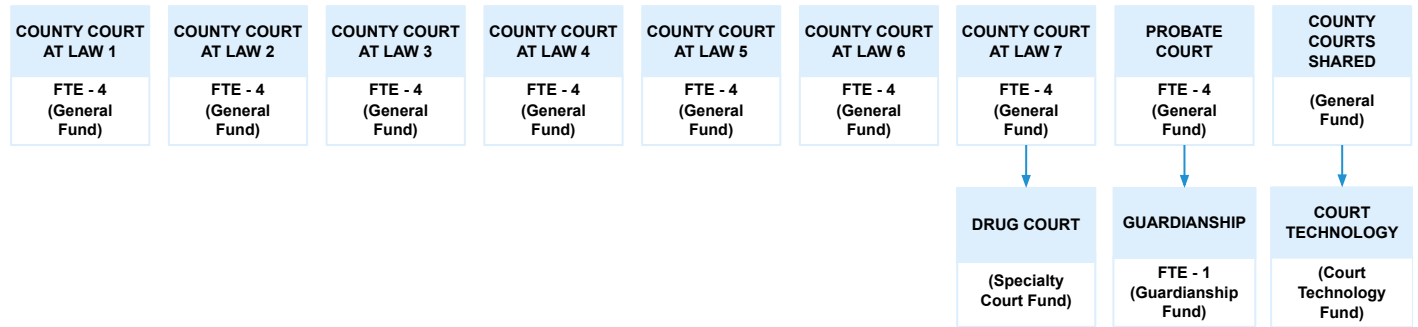
COUNTY COURTS AT LAW

Judicial

PURPOSE

To efficiently, impartially and fairly manage and resolve the variety of controversies and disputes that are filed with and fall under the jurisdiction of this court. The jurisdiction of this court is determined by the constitution and statute. It is subject to change and alternation by the legislature, but generally speaking, the jurisdiction includes misdemeanor or criminal cases, class C appeals, civil matters, mental health cases and probate matters for Collin County.

REPORTING STRUCTURE



FTE POSITION SUMMARY

	FY 2021 Adopted	FY 2022 Adopted	FY 2023 Adopted	FY 2023 YTD Actual	FY 2024 Requested	FY 2024 Adopted	FY 2023/24 Change
COUNTY COURT AT LAW 1							
CCL Judge	1.0	1.0	1.0	1.0	-	1.0	-
Court Coordinator	1.0	1.0	1.0	1.0	-	1.0	-
Court Officer	1.0	1.0	1.0	1.0	-	1.0	-
Court Reporter	1.0	1.0	1.0	1.0	-	1.0	-
COUNTY COURT AT LAW 2							
CCL Judge	1.0	1.0	1.0	1.0	-	1.0	-
Court Coordinator	1.0	1.0	1.0	1.0	-	1.0	-
Court Officer	1.0	1.0	1.0	1.0	-	1.0	-
Court Reporter	1.0	1.0	1.0	1.0	-	1.0	-
COUNTY COURT AT LAW 3							
CCL Judge	1.0	1.0	1.0	1.0	-	1.0	-
Court Coordinator	1.0	1.0	1.0	1.0	-	1.0	-
Court Officer	1.0	1.0	1.0	1.0	-	1.0	-
Court Reporter	1.0	1.0	1.0	1.0	-	1.0	-
COUNTY COURT AT LAW 4							
CCL Judge	1.0	1.0	1.0	1.0	-	1.0	-
Court Coordinator	1.0	1.0	1.0	1.0	-	1.0	-
Court Officer	1.0	1.0	1.0	1.0	-	1.0	-
Court Reporter	1.0	1.0	1.0	1.0	-	1.0	-

COUNTY COURTS AT LAW


Judicial

FTE POSITION SUMMARY (CONTINUED)

	FY 2021 Adopted	FY 2022 Adopted	FY 2023 Adopted	FY 2023 YTD Actual	FY 2024 Requested	FY 2024 Adopted	FY 2023/24 Change
COUNTY COURT AT LAW 5							
CCL Judge	1.0	1.0	1.0	1.0	-	1.0	-
Court Coordinator	1.0	1.0	1.0	1.0	-	1.0	-
Court Officer	1.0	1.0	1.0	1.0	-	1.0	-
Court Reporter	1.0	1.0	1.0	1.0	-	1.0	-
COUNTY COURT AT LAW 6							
CCL Judge	1.0	1.0	1.0	1.0	-	1.0	-
Court Coordinator	1.0	1.0	1.0	1.0	-	1.0	-
Court Officer	1.0	1.0	1.0	1.0	-	1.0	-
Court Reporter	1.0	1.0	1.0	1.0	-	1.0	-
COUNTY COURT AT LAW 7							
CCL Judge	1.0	1.0	1.0	1.0	-	1.0	-
Court Coordinator	1.0	1.0	1.0	1.0	-	1.0	-
Court Officer	1.0	1.0	1.0	1.0	-	1.0	-
Court Reporter	1.0	1.0	1.0	1.0	-	1.0	-
PROBATE COURT							
Court Coordinator	1.0	1.0	1.0	1.0	-	1.0	-
Investigator	1.0	1.0	1.0	1.0	-	1.0	-
Probate Auditor	1.0	1.0	1.0	1.0	-	1.0	-
Probate Judge	1.0	1.0	1.0	1.0	-	1.0	-
PROBATE INITIATED GUARDIANSHIP							
Guardianship Coordinator	1.0	1.0	1.0	1.0	-	1.0	-
Total	33.0	33.0	33.0	33.0	-	33.0	-

PERFORMANCE MEASURES

GOAL: To clear (dispose of) at least as many cases as have been filed/reopened/reactivated in a period by having a clearance rate of 100 percent or higher.


Performance Measures	Strategic Goal	FY 2020 Actual	FY 2021 Actual	FY 2022 Actual	FY 2023 Actual	FY 2024 Target
Civil		101.5%	91.2%	115.4%	96.10%	100.0%
Criminal		78.6%	110.8%	113.4%	93.40%	100.0%

COUNTY COURTS AT LAW

Judicial

PERFORMANCE MEASURES (CONTINUED)

GOAL: To reduce backlog of pending court cases measured by achieving a backlog index of 1.0 or less.

Performance Measures	Strategic Goal	FY 2020 Actual	FY 2021 Actual	FY 2022 Actual	FY 2023 Actual	FY 2024 Target
Civil		0.4	0.3	0.4	0.3	<1.0
Criminal		1.3	1.1	1.1	0.9	<1.0

BUDGET SUMMARY

COUNTY COURT AT LAW 1

	FY 2020 Actual	FY 2021 Actual	FY 2022 Actual	FY 2023 Adopted	FY 2023 YTD Actual	FY 2024 Requested	FY 2024 Adopted	FY 2023/24 Change
Salary & Benefits	\$ 590,299	\$ 603,296	\$ 620,097	\$ 642,397	\$ 645,156	\$ 634,010	\$ 671,011	5%
Training & Travel	\$ 1,070	\$ 576	\$ 847	\$ 7,135	\$ 2,260	\$ 8,328	\$ 8,328	17%
Maintenance & Operations	\$ 1,835	\$ 2,494	\$ 598	\$ 3,668	\$ 2,887	\$ 2,475	\$ 2,475	(33%)
Total	\$ 593,204	\$ 606,366	\$ 621,542	\$ 653,200	\$ 650,303	\$ 644,813	\$ 681,814 ↑	4%

BUDGET SUMMARY

COUNTY COURT AT LAW 1 - DRUG COURT

	FY 2020 Actual	FY 2021 Actual	FY 2022 Actual	FY 2023 Adopted	FY 2023 YTD Actual	FY 2024 Requested	FY 2024 Adopted	FY 2023/24 Change
Maintenance & Operations	\$ 5,000	\$ -	\$ -	\$ -	\$ -	\$ -	\$ -	0%
Total	\$ 5,000	\$ -	\$ -	\$ -	\$ -	\$ -	\$ -	0%

BUDGET SUMMARY

COUNTY COURT AT LAW 2

	FY 2020 Actual	FY 2021 Actual	FY 2022 Actual	FY 2023 Adopted	FY 2023 YTD Actual	FY 2024 Requested	FY 2024 Adopted	FY 2023/24 Change
Salary & Benefits	\$ 592,618	\$ 616,504	\$ 634,296	\$ 658,414	\$ 599,661	\$ 652,011	\$ 691,585	5%
Training & Travel	\$ 375	\$ 4,006	\$ 4,414	\$ 5,505	\$ 2,779	\$ 6,200	\$ 6,200	13%
Maintenance & Operations	\$ 2,603	\$ 4,006	\$ 1,593	\$ 3,518	\$ 1,218	\$ 4,757	\$ 4,757	35%
Total	\$ 595,596	\$ 624,516	\$ 640,303	\$ 667,437	\$ 603,658	\$ 662,968	\$ 702,542 ↑	5%

BUDGET RECONCILIATION

FY 2024 Base Budget Adjustments	One-Time	Recurring	Total
Ballistic Vests	\$ 1,934	\$ -	\$ 1,934
Total			\$ 1,934

INTRODUCTION

PERSONNEL

FUND SUMMARIES

DEPARTMENTS

CAPITAL IMPROVEMENT PROGRAM

STATISTICS

POLICIES

COURT ORDERS

APPENDIX

COUNTY COURTS AT LAW

Judicial

BUDGET SUMMARY

COUNTY COURT AT LAW 3

	FY 2020 Actual	FY 2021 Actual	FY 2022 Actual	FY 2023 Adopted	FY 2023 YTD Actual	FY 2024 Requested	FY 2024 Adopted	FY 2023/24 Change
Salary & Benefits	\$ 587,239	\$ 598,390	\$ 611,797	\$ 641,395	\$ 631,536	\$ 638,041	\$ 680,478	6%
Training & Travel	\$ 2,405	\$ 1,128	\$ 2,646	\$ 6,073	\$ 3,932	\$ 6,291	\$ 6,291	4%
Maintenance & Operations	\$ 1,179	\$ 1,860	\$ 1,489	\$ 3,668	\$ 3,814	\$ 3,450	\$ 3,450	(6%)
Total	\$ 590,823	\$ 601,378	\$ 615,932	\$ 651,136	\$ 639,282	\$ 647,782	\$ 690,219 ↑	6%

BUDGET SUMMARY

COUNTY COURT AT LAW 4

	FY 2020 Actual	FY 2021 Actual	FY 2022 Actual	FY 2023 Adopted	FY 2023 YTD Actual	FY 2024 Requested	FY 2024 Adopted	FY 2023/24 Change
Salary & Benefits	\$ 597,489	\$ 590,061	\$ 605,456	\$ 630,698	\$ 660,406	\$ 662,756	\$ 706,584	12%
Training & Travel	\$ -	\$ 765	\$ 421	\$ 6,390	\$ 1,891	\$ 6,500	\$ 6,500	2%
Maintenance & Operations	\$ 2,354	\$ 4,305	\$ 2,222	\$ 3,318	\$ 2,965	\$ 4,039	\$ 4,039	22%
Total	\$ 599,843	\$ 595,131	\$ 608,099	\$ 640,406	\$ 665,262	\$ 673,295	\$ 717,123 ↑	12%

BUDGET RECONCILIATION

FY 2024 Base Budget Adjustments	One-Time	Recurring	Total
Ballistic Vest	\$ 831	\$ -	\$ 831
Total			\$ 831

BUDGET SUMMARY

COUNTY COURT AT LAW 5

	FY 2020 Actual	FY 2021 Actual	FY 2022 Actual	FY 2023 Adopted	FY 2023 YTD Actual	FY 2024 Requested	FY 2024 Adopted	FY 2023/24 Change
Salary & Benefits	\$ 582,651	\$ 611,055	\$ 626,395	\$ 658,068	\$ 611,757	\$ 612,153	\$ 655,044	(1%)
Training & Travel	\$ 450	\$ 956	\$ 4,669	\$ 6,285	\$ 3,394	\$ 6,720	\$ 6,720	7%
Maintenance & Operations	\$ 1,810	\$ 1,151	\$ 1,725	\$ 3,118	\$ 5,340	\$ 3,283	\$ 3,283	5%
Total	\$ 584,911	\$ 613,162	\$ 632,789	\$ 667,471	\$ 620,491	\$ 622,156	\$ 665,047 ↓	(0%)

BUDGET RECONCILIATION

FY 2024 Base Budget Adjustments	One-Time	Recurring	Total
Additional funding for dues and subscriptions	\$ -	\$ 600	\$ 600
Total			\$ 600

COUNTY COURTS AT LAW

Judicial

INTRODUCTION
PERSONNEL
FUND SUMMARIES
DEPARTMENTS
CAPITAL IMPROVEMENT PROGRAM
STATISTICS
POLICIES
COURT ORDERS
APPENDIX

BUDGET SUMMARY

COUNTY COURT AT LAW 6

	FY 2020 Actual	FY 2021 Actual	FY 2022 Actual	FY 2023 Adopted	FY 2023 YTD Actual	FY 2024 Requested	FY 2024 Adopted	FY 2023/24 Change
Salary & Benefits	\$ 575,091	\$ 586,192	\$ 566,789	\$ 626,558	\$ 623,232	\$ 632,735	\$ 670,750	7%
Training & Travel	\$ 1,968	\$ 2,772	\$ 2,864	\$ 6,870	\$ 2,984	\$ 6,870	\$ 6,870	0%
Maintenance & Operations	\$ 1,250	\$ 1,193	\$ 1,358	\$ 2,430	\$ 2,329	\$ 2,430	\$ 2,430	0%
Total	\$ 578,309	\$ 590,157	\$ 571,011	\$ 635,858	\$ 628,545	\$ 642,035	\$ 680,050 ↑	7%

BUDGET SUMMARY

COUNTY COURT AT LAW 7

	FY 2020 Actual	FY 2021 Actual	FY 2022 Actual	FY 2023 Adopted	FY 2023 YTD Actual	FY 2024 Requested	FY 2024 Adopted	FY 2023/24 Change
Salary & Benefits	\$ 578,222	\$ 585,387	\$ 601,890	\$ 626,361	\$ 620,012	\$ 622,673	\$ 664,633	6%
Training & Travel	\$ 1,256	\$ 2,318	\$ 2,125	\$ 6,858	\$ 2,609	\$ 7,600	\$ 7,600	11%
Maintenance & Operations	\$ 1,287	\$ 868	\$ 764	\$ 3,200	\$ 2,463	\$ 2,458	\$ 2,458	(23%)
Total	\$ 580,765	\$ 588,573	\$ 604,779	\$ 636,419	\$ 625,084	\$ 632,731	\$ 674,691 ↑	6%

BUDGET SUMMARY

COUNTY COURT AT LAW 7 - DRUG COURT

	FY 2020 Actual	FY 2021 Actual	FY 2022 Actual	FY 2023 Adopted	FY 2023 YTD Actual	FY 2024 Requested	FY 2024 Adopted	FY 2023/24 Change
Maintenance & Operations	\$ 10,597	\$ 11,219	\$ 6,598	\$ 27,000	\$ 5,000	\$ -	\$ -	(100%)
Total	\$ 10,597	\$ 11,219	\$ 6,598	\$ 27,000	\$ 5,000	\$ -	\$ - ↓	(100%)

BUDGET SUMMARY

COUNTY COURTS - SHARED

	FY 2020 Actual	FY 2021 Actual	FY 2022 Actual	FY 2023 Adopted	FY 2023 YTD Actual	FY 2024 Requested	FY 2024 Adopted	FY 2023/24 Change
Training & Travel	\$ -	\$ -	\$ -	\$ 1,700	\$ -	\$ -	\$ -	(100%)
Maintenance & Operations	\$ 117,245	\$ 104,994	\$ 201,907	\$ 125,300	\$ 203,664	\$ 127,000	\$ 127,000	1%
Total	\$ 117,245	\$ 104,994	\$ 201,907	\$ 127,000	\$ 203,664	\$ 127,000	\$ 127,000	0%

BUDGET SUMMARY

COUNTY COURTS SHARED - COURT REPORTER

	FY 2020 Actual	FY 2021 Actual	FY 2022 Actual	FY 2023 Adopted	FY 2023 YTD Actual	FY 2024 Requested	FY 2024 Adopted	FY 2023/24 Change
Maintenance & Operations	\$ -	\$ -	\$ -	\$ 75,000	\$ 17,498	\$ 75,000	\$ 75,000	0%
Total	\$ -	\$ -	\$ -	\$ 75,000	\$ 17,498	\$ 75,000	\$ 75,000	0%

COUNTY COURTS AT LAW

Judicial

INTRODUCTION

PERSONNEL

FUND SUMMARIES

DEPARTMENTS

CAPITAL IMPROVEMENT PROGRAM

STATISTICS

POLICIES

COURT ORDERS

APPENDIX

BUDGET SUMMARY

COUNTY COURTS SHARED - COURT TECHNOLOGY

	FY 2020 Actual	FY 2021 Actual	FY 2022 Actual	FY 2023 Adopted	FY 2023 YTD Actual	FY 2024 Requested	FY 2024 Adopted	FY 2023/24 Change
Maintenance & Operations	\$ 5,730	\$ 599	\$ 399	\$ 1,568	\$ 1,629	\$ 1,568	\$ 1,568	0%
Total	\$ 5,730	\$ 599	\$ 399	\$ 1,568	\$ 1,629	\$ 1,568	\$ 1,568	0%

BUDGET SUMMARY

PROBATE COURT

	FY 2020 Actual	FY 2021 Actual	FY 2022 Actual	FY 2023 Adopted	FY 2023 YTD Actual	FY 2024 Requested	FY 2024 Adopted	FY 2023/24 Change
Salary & Benefits	\$ 553,963	\$ 564,888	\$ 581,586	\$ 597,169	\$ 591,322	\$ 569,368	\$ 605,047	1%
Training & Travel	\$ 2,984	\$ 1,046	\$ 5,468	\$ 9,410	\$ 8,490	\$ 16,650	\$ 16,650	77%
Maintenance & Operations	\$ 296,210	\$ 378,770	\$ 384,085	\$ 470,308	\$ 378,419	\$ 463,068	\$ 463,068	(2%)
Capital Outlay	\$ -	\$ 36,532	\$ -	\$ -	\$ -	\$ -	\$ -	0%
Total	\$ 853,157	\$ 981,236	\$ 971,139	\$ 1,076,887	\$ 978,231	\$ 1,049,086	\$ 1,084,765 ↑	1%

BUDGET SUMMARY

PROBATE COURT - COURT REPORTER

	FY 2020 Actual	FY 2021 Actual	FY 2022 Actual	FY 2023 Adopted	FY 2023 YTD Actual	FY 2024 Requested	FY 2024 Adopted	FY 2023/24 Change
Maintenance & Operations	\$ -	\$ -	\$ -	\$ 42,995	\$ 26,708	\$ 42,995	\$ 42,995	0%
Total	\$ -	\$ -	\$ -	\$ 42,995	\$ 26,708	\$ 42,995	\$ 42,995	0%

BUDGET SUMMARY

PROBATE INITIATED GUARDIANSHIP

	FY 2020 Actual	FY 2021 Actual	FY 2022 Actual	FY 2023 Adopted	FY 2023 YTD Actual	FY 2024 Requested	FY 2024 Adopted	FY 2023/24 Change
Salary & Benefits	\$ 55,876	\$ 57,370	\$ 56,695	\$ 82,550	\$ 40,862	\$ 73,768	\$ 84,755	3%
Training & Travel	\$ 1,082	\$ -	\$ 1,089	\$ 10,451	\$ 136	\$ 10,451	\$ 10,451	0%
Maintenance & Operations	\$ 362	\$ 93	\$ 496	\$ 1,900	\$ 146	\$ 1,900	\$ 1,900	0%
Total	\$ 57,320	\$ 57,463	\$ 58,280	\$ 94,901	\$ 41,144	\$ 86,119	\$ 97,106 ↑	2%

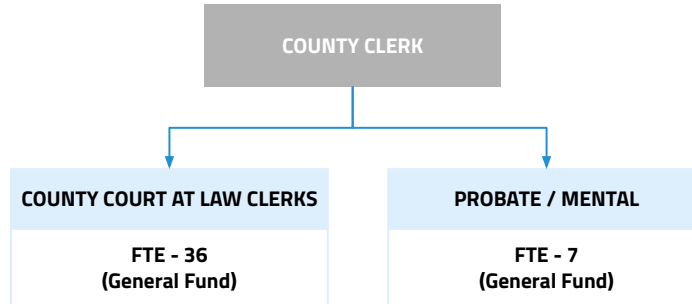
COUNTY COURT AT LAW CLERKS

Judicial

PURPOSE

To efficiently, impartially and fairly manage all cases filed in the county courts at law. The County Clerk is the statutory custodian of all records filed and maintained in the County level courts. The County Courts at Law file all misdemeanor class A & B criminal cases, class C appeals and civil law suits with the jurisdictional limit of \$500 - \$250,000.

REPORTING STRUCTURE



FTE POSITION SUMMARY


	FY 2021 Adopted	FY 2022 Adopted	FY 2023 Adopted	FY 2023 YTD Actual	FY 2024 Requested	FY 2024 Adopted	FY 2023/24 Change
COUNTY COURT AT LAW CLERKS							
Civil Specialist	-	-	-	-	1.0	-	-
Criminal Specialist	-	-	-	-	1.0	-	-
Deputy County Clerk I	6.0	6.0	6.0	6.0	-	6.0	-
Deputy County Clerk II	25.0	25.0	25.0	25.0	-2.0	25.0	-
Lead Clerk	4.0	4.0	4.0	4.0	-	4.0	-
Senior Administrator	1.0	1.0	1.0	1.0	-	1.0	-
PROBATE/MENTAL							
Deputy County Clerk II	6.0	6.0	6.0	6.0	-	6.0	-
Probate Administrator	1.0	1.0	1.0	1.0	-	1.0	-
Total	43.0	43.0	43.0	43.0	-	43.0	-

COUNTY COURT AT LAW CLERKS


Judicial

PERFORMANCE MEASURES

GOAL: Filing of all cases, pleadings, documents, and accurately entering such filings into the case management system, thereby serving the courts and citizens in an efficient and timely manner.

Performance Measures	Strategic Goal	FY 2020 Actual	FY 2021 Actual	FY 2022 Actual	FY 2023 Actual	FY 2024 Target
Criminal Cases Filed	 Health and Safety	7,668	8,109	6,956	9,939	8,335
Civil Cases Filed		4,377	6,202	5,068	5,731	5,667
Probate and Mental Cases Filed		4,119	4,818	4,410	4,405	4,544

GOAL: Provide the State of Texas, Office of Court Administration, and Texas Department of Public Safety with all required reporting.

Performance Measures	Strategic Goal	FY 2020 Actual	FY 2021 Actual	FY 2022 Actual	FY 2023 Actual	FY 2024 Target
Provided Required Reporting by Date Required	 Efficient and Open Government	Yes	Yes	Yes	Yes	Yes

BUDGET SUMMARY

COUNTY COURT AT LAW CLERKS

	FY 2020 Actual	FY 2021 Actual	FY 2022 Actual	FY 2023 Adopted	FY 2023 YTD Actual	FY 2024 Requested	FY 2024 Adopted	FY 2023/24 Change
Salary & Benefits	\$ 2,385,306	\$ 2,451,000	\$ 2,458,940	\$ 2,750,982	\$ 2,637,406	\$ 2,721,747	\$ 2,971,275	8%
Training & Travel	\$ 978	\$ 3,736	\$ 6,024	\$ 15,555	\$ 7,742	\$ 15,555	\$ 15,555	0%
Maintenance & Operations	\$ 4,539	\$ 4,270	\$ 4,820	\$ 10,956	\$ 4,343	\$ 15,956	\$ 10,956	0%
Total	\$ 2,390,823	\$ 2,459,006	\$ 2,469,784	\$ 2,777,493	\$ 2,649,491	\$ 2,753,258	\$ 2,997,786 ↑	8%

BUDGET SUMMARY

PROBATE / MENTAL

	FY 2020 Actual	FY 2021 Actual	FY 2022 Actual	FY 2023 Adopted	FY 2023 YTD Actual	FY 2024 Requested	FY 2024 Adopted	FY 2023/24 Change
Salary & Benefits	\$ 481,619	\$ 495,007	\$ 520,861	\$ 562,752	\$ 531,835	\$ 538,960	\$ 589,894	5%
Training & Travel	\$ 114	\$ 1,249	\$ 3,721	\$ 7,700	\$ 2,681	\$ 7,700	\$ 7,700	0%
Maintenance & Operations	\$ 68,496	\$ 3,771	\$ 5,676	\$ 14,338	\$ 6,486	\$ 29,338	\$ 24,338	70%
Total	\$ 550,229	\$ 500,027	\$ 530,258	\$ 584,790	\$ 541,002	\$ 575,998	\$ 621,932 ↑	6%

BUDGET RECONCILIATION

FY 2024 Base Budget Adjustments	One-Time	Recurring	Total
Additional funding for printed materials	\$ -	\$ 10,000	\$ 10,000
Total			\$ 10,000

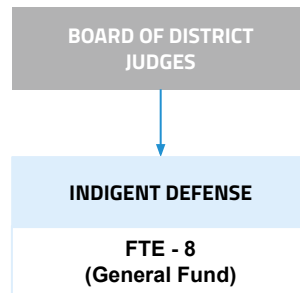
INDIGENT DEFENSE

Judicial

PURPOSE

To seek systemic solutions to get and keep mentally ill defendants out of the criminal justice system. The program works to improve the quality of representation to indigent defendants with mental illness, streamline coordination of defendant competency restoration or stabilization and coordinate case managers to assist attorneys through mental health case management, mitigation strategy assistance and defense advocacy. The Department is responsible for ensuring any individual, who has been arrested is provided the opportunity to apply for a court appointed attorney. Individuals who meet qualifications of indigency will be appointed counsel under the Texas Fair Defense Act of 2001.

REPORTING STRUCTURE



FTE POSITION SUMMARY

	FY 2021 Adopted	FY 2022 Adopted	FY 2023 Adopted	FY 2023 YTD Actual	FY 2024 Requested	FY 2024 Adopted	FY 2023/24 Change
INDIGENT DEFENSE							
Case Coordinator	2.0	2.0	2.0	2.0	-	2.0	-
Chief MHMC Attorney	1.0	1.0	1.0	1.0	-	1.0	-
Indigent Eligibility Spec.	1.0	1.0	1.0	1.0	-	1.0	-
Legal Clerk I	3.0	3.0	3.0	3.0	-	3.0	-
Secretary	1.0	1.0	1.0	1.0	-	1.0	-
Total	8.0	8.0	8.0	8.0	-	8.0	-

BUDGET SUMMARY

	FY 2020 Actual	FY 2021 Actual	FY 2022 Actual	FY 2023 Adopted	FY 2023 YTD Actual	FY 2024 Requested	FY 2024 Adopted	FY 2023/24 Change
INDIGENT DEFENSE								
Salary & Benefits	\$ 588,713	\$ 579,805	\$ 601,582	\$ 689,237	\$ 637,170	\$ 656,475	\$ 717,087	4%
Training & Travel	\$ 4,046	\$ 4,917	\$ 10,957	\$ 11,100	\$ 2,616	\$ 11,100	\$ 11,100	0%
Maintenance & Operations	\$ 6,256	\$ 10,727	\$ 11,073	\$ 14,850	\$ 11,632	\$ 14,850	\$ 14,850	0%
Total	\$ 599,015	\$ 595,449	\$ 623,612	\$ 715,187	\$ 651,418	\$ 682,425	\$ 743,037 ↑	4%

INTRODUCTION

PERSONNEL

FUND SUMMARIES

DEPARTMENTS

CAPITAL IMPROVEMENT PROGRAM

STATISTICS

POLICIES

COURT ORDERS

APPENDIX

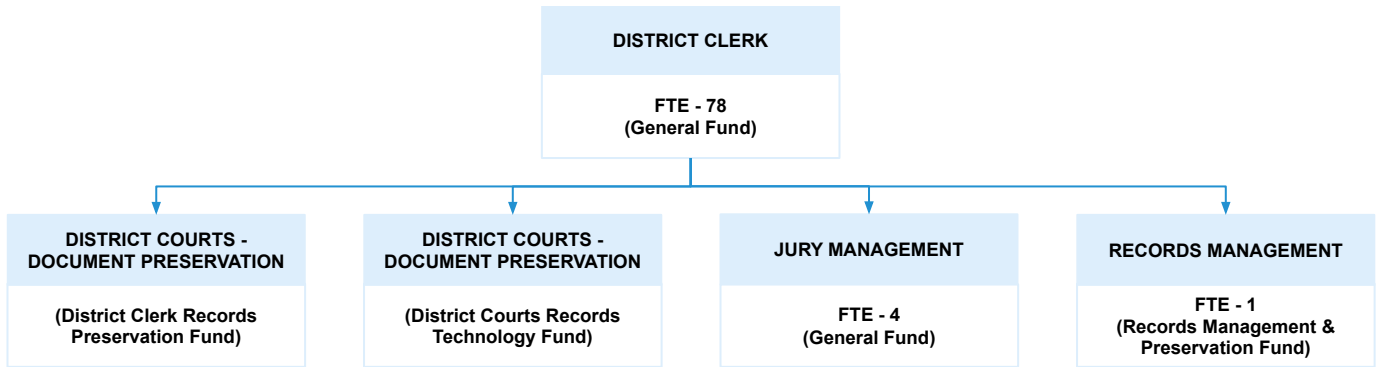
DISTRICT CLERK

Judicial

PURPOSE

The District Clerk performs the duties assigned by the Texas Constitution as registrar, recorder, and custodian of all court pleadings, instruments, and papers that are part of any legal cause of action in the District Courts of Collin County. Additionally, the District Clerk’s office provides jury services for all statutory District, County and Justice of the Peace courts in Collin County.

REPORTING STRUCTURE



FTE POSITION SUMMARY

	FY 2021 Adopted	FY 2022 Adopted	FY 2023 Adopted	FY 2023 YTD Actual	FY 2024 Requested	FY 2024 Adopted	FY 2023/24 Change
DISTRICT CLERK							
Accounting Tech	2.0	2.0	2.0	2.0	-	2.0	-
Chief Deputy Clerk	1.0	1.0	1.0	1.0	-	1.0	-
Collections Clerk	3.0	1.0	1.0	1.0	-	1.0	-
Deputy District Clk I	6.0	6.0	6.0	6.0	3.0	7.0	1.0
Deputy District Clk I - Collections	-	-	-	-	1.0	-	-
Deputy District Clk II	48.0	48.0	50.0	50.0	2.0	54.0	4.0
Deputy District Clk II - Case Mgmt	-	-	-	-	2.0	-	-
Deputy District Clk II - Crim Case Mgmt	-	-	-	-	1.0	-	-
District Clerk	1.0	1.0	1.0	1.0	-	1.0	-
Functional Analyst	1.0	1.0	1.0	1.0	-	1.0	-
Lead Clerk	6.0	6.0	6.0	6.0	1.0	7.0	1.0
Program Coordinator	1.0	1.0	1.0	1.0	-	1.0	-
Senior Administrator	2.0	2.0	2.0	2.0	1.0	3.0	1.0
DISTRICT CLERK - RECORDS MGMT & PRESERVATION							
Deputy District Clk II	1.0	1.0	1.0	1.0	-	1.0	-
JURY MANAGEMENT							
Deputy District Clk II	4.0	4.0	4.0	4.0	1.0	4.0	-
Total	76.0	74.0	76.0	76.0	12.0	83.0	7.0

DISTRICT CLERK

Judicial

INTRODUCTION

PERSONNEL

FUND SUMMARIES

DEPARTMENTS

CAPITAL IMPROVEMENT PROGRAM

STATISTICS


POLICIES

COURT ORDERS


APPENDIX

PERFORMANCE MEASURES


GOAL: To supply each Collin County court a pool of prospective jurors from which to select a fair and impartial jury in every case requesting a jury trial.

Performance Measures	Strategic Goal	FY 2020 Actual	FY 2021 Actual	FY 2022 Actual	FY 2023 Actual	FY 2024 Target
Jurors Summoned		113,418	103,838	168,581	155,740	142,720
Jurors Attended	 Health and Safety	13,814	11,854	25,050	24,809	20,571
Jurors Chosen		1,029	1,140	2,582	2,266	1,996

GOAL: Filing of all cases, pleadings, documents, and accurately entering such filings into the case management system, thereby serving the courts and citizens in an efficient and timely manner.

Performance Measures	Strategic Goal	FY 2020 Actual	FY 2021 Actual	FY 2022 Actual	FY 2023 Actual	FY 2024 Target
Total Cases Filed (includes new and reopened)	 Health and Safety	23,259	25,088	24,718	26,440	25,415

GOAL: Provide the State of Texas, Office of Court Administration, and Texas Department of Public Safety with all required reporting.

Performance Measures	Strategic Goal	FY 2020 Actual	FY 2021 Actual	FY 2022 Actual	FY 2023 Actual	FY 2024 Target
Provided Required Reporting by Date Required	 Efficient and Open Government	Yes	Yes	Yes	Yes	Yes

BUDGET SUMMARY

DISTRICT CLERK

	FY 2020 Actual	FY 2021 Actual	FY 2022 Actual	FY 2023 Adopted	FY 2023 YTD Actual	FY 2024 Requested	FY 2024 Adopted	FY 2023/24 Change
Salary & Benefits	\$ 4,923,290	\$ 5,043,069	\$ 5,159,608	\$ 5,702,420	\$ 5,537,988	\$ 6,427,820	\$ 6,726,766	18%
Training & Travel	\$ 5,542	\$ 16,769	\$ 22,552	\$ 32,000	\$ 25,665	\$ 33,500	\$ 33,500	5%
Maintenance & Operations	\$ 22,431	\$ 18,084	\$ 8,185	\$ 63,593	\$ 34,626	\$ 96,324	\$ 65,093	2%
Capital Outlay	\$ 17,135	\$ -	\$ -	\$ -	\$ 14,588	\$ 64,860	\$ -	0%
Total	\$ 4,968,398	\$ 5,077,922	\$ 5,190,345	\$ 5,798,013	\$ 5,612,867	\$ 6,622,504	\$ 6,825,359 ↑	18%

DISTRICT CLERK

Judicial

BUDGET RECONCILIATION			
FY 2024 Personnel Changes	One-Time	Recurring	Total
Creation of a Deputy District Clerk I - Front Counter position	\$ -	\$ 61,313	\$ 61,313
Creation of a Lead Clerk position	\$ -	\$ 73,406	\$ 73,406
Creation of a Senior Administrator position	\$ -	\$ 92,735	\$ 92,735
Creation of a Deputy District Clerk II - Criminal Case Management position	\$ -	\$ 64,915	\$ 64,915
Creation of a Deputy District Clerk II - Case Management position	\$ -	\$ 64,915	\$ 64,915
Creation of (2) Deputy Clerk II positions for new courts	\$ -	\$ 132,830	\$ 132,830
Total			\$ 490,114

BUDGET SUMMARY

DISTRICT COURTS - DOCUMENT PRESERVATION (RECORDS TECH FUND)								
	FY 2020 Actual	FY 2021 Actual	FY 2022 Actual	FY 2023 Adopted	FY 2023 YTD Actual	FY 2024 Requested	FY 2024 Adopted	FY 2023/24 Change
Maintenance & Operations	\$ -	\$ 234,344	\$ -	\$ 100,000	\$ -	\$ 100,000	\$ 100,000	0%
Total	\$ -	\$ 234,344	\$ -	\$ 100,000	\$ -	\$ 100,000	\$ 100,000	0%

BUDGET SUMMARY

DISTRICT COURTS - DOCUMENT PRESERVATION (RECORDS PRESERVATION FUND)								
	FY 2020 Actual	FY 2021 Actual	FY 2022 Actual	FY 2023 Adopted	FY 2023 YTD Actual	FY 2024 Requested	FY 2024 Adopted	FY 2023/24 Change
Maintenance & Operations	\$ -	\$ 365,643	\$ -	\$ 100,000	\$ -	\$ 100,000	\$ 100,000	0%
Total	\$ -	\$ 365,643	\$ -	\$ 100,000	\$ -	\$ 100,000	\$ 100,000	0%

BUDGET SUMMARY

DISTRICT CLERK - JURY MANAGEMENT								
	FY 2020 Actual	FY 2021 Actual	FY 2022 Actual	FY 2023 Adopted	FY 2023 YTD Actual	FY 2024 Requested	FY 2024 Adopted	FY 2023/24 Change
Salary & Benefits	\$ 274,252	\$ 266,482	\$ 272,888	\$ 295,309	\$ 293,405	\$ 359,129	\$ 319,943	8%
Training & Travel	\$ -	\$ -	\$ -	\$ 9,000	\$ 2,496	\$ 9,000	\$ 9,000	0%
Maintenance & Operations	\$ 181,095	\$ 181,836	\$ 344,607	\$ 528,834	\$ 355,529	\$ 529,910	\$ 528,934	0%
Capital Outlay	\$ 148,880	\$ 14,899	\$ 6,115	\$ -	\$ 450	\$ -	\$ -	0%
Total	\$ 604,227	\$ 463,217	\$ 623,610	\$ 833,143	\$ 651,880	\$ 898,039	\$ 857,877 ↑	3%

BUDGET RECONCILIATION			
FY 2024 Base Budget Adjustments	One-Time	Recurring	Total
(2) Mi-Fi	\$ 100	\$ -	\$ 100
Total			\$ 100

DISTRICT CLERK

Judicial

INTRODUCTION

PERSONNEL

FUND SUMMARIES

DEPARTMENTS

CAPITAL IMPROVEMENT PROGRAM

STATISTICS

POLICIES

COURT ORDERS

APPENDIX

BUDGET SUMMARY

DISTRICT CLERK - RECORDS MANAGEMENT & PRESERVATION

	FY 2020 Actual	FY 2021 Actual	FY 2022 Actual	FY 2023 Adopted	FY 2023 YTD Actual	FY 2024 Requested	FY 2024 Adopted	FY 2023/24 Change
Salary & Benefits	\$ 102,362	\$ 64,984	\$ 67,841	\$ 73,791	\$ 74,123	\$ 74,504	\$ 88,139	19%
Total	\$ 102,362	\$ 64,984	\$ 67,841	\$ 73,791	\$ 74,123	\$ 74,504	\$ 88,139 ↑	19%

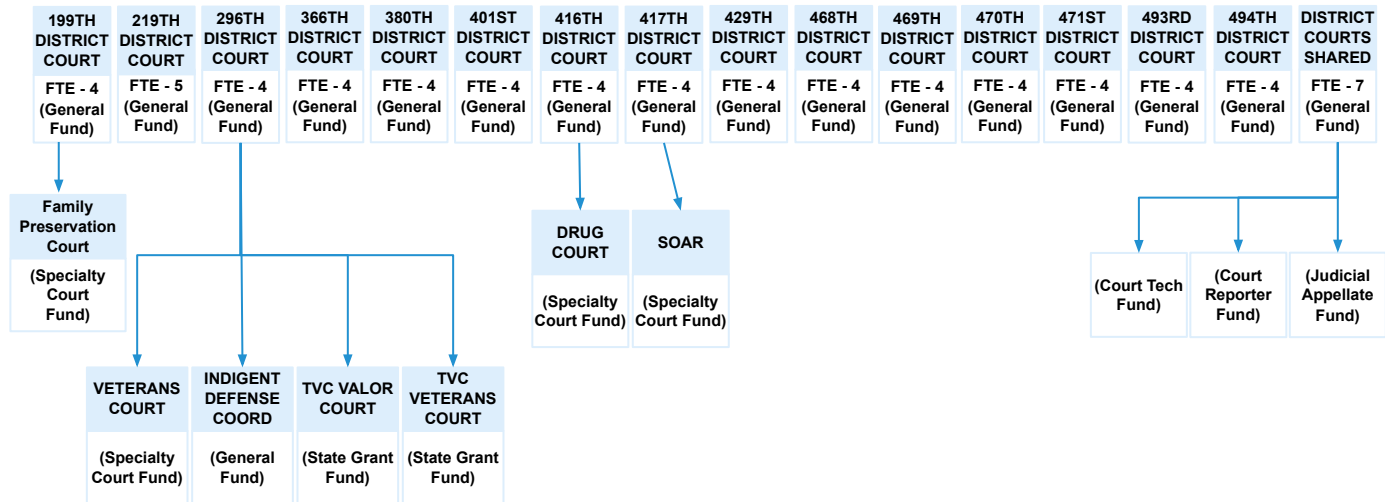
DISTRICT COURTS

Judicial

PURPOSE

To efficiently, impartially and fairly manage and resolve the variety of controversies and disputes that are filed with and fall under the jurisdiction of the court. The jurisdiction of this Court is determined by the constitution and statute. It is subject to change and alteration by the legislature, but generally speaking, the jurisdiction includes felony criminal cases, civil cases with higher amounts of controversy, and family law matters.

REPORTING STRUCTURE



FTE POSITION SUMMARY

	FY 2021 Adopted	FY 2022 Adopted	FY 2023 Adopted	FY 2023 YTD Actual	FY 2024 Requested	FY 2024 Adopted	FY 2023/24 Change
199TH DISTRICT COURT							
Court Coordinator	1.0	1.0	1.0	1.0	-	1.0	-
Court Officer	1.0	1.0	1.0	1.0	-	1.0	-
Court Reporter	1.0	1.0	1.0	1.0	-	1.0	-
District Judge	1.0	1.0	1.0	1.0	-	1.0	-
219TH DISTRICT COURT							
Court Coordinator	1.0	1.0	1.0	1.0	-	1.0	-
Court Officer	1.0	1.0	1.0	1.0	-	1.0	-
Court Reporter	1.0	1.0	1.0	1.0	-	1.0	-
District Judge	1.0	1.0	1.0	1.0	-	1.0	-
Program Coordinator-Grant	-	-	-	1.0	-	1.0	-
296TH DISTRICT COURT							
Court Coordinator	1.0	1.0	1.0	1.0	-	1.0	-
Court Officer	1.0	1.0	1.0	1.0	-	1.0	-
Court Reporter	1.0	1.0	1.0	1.0	-	1.0	-
District Judge	1.0	1.0	1.0	1.0	-	1.0	-

DISTRICT COURTS

Judicial

FTE POSITION SUMMARY (CONTINUED)

	FY 2021 Adopted	FY 2022 Adopted	FY 2023 Adopted	FY 2023 YTD Actual	FY 2024 Requested	FY 2024 Adopted	FY 2023/24 Change
296TH DISTRICT COURT GRANT - TVC VALOR							
Clinical Services Coord VALOR	1.0	-	-	-	-	-	-
296TH DISTRICT COURT GRANT - TVC VETERANS COURT							
Case Coordinator NTRVC	2.0	-	-	-	-	-	-
Clinical Services Coord NTRVC	1.0	-	-	-	-	-	-
Program Admin Vet VALOR Grant	1.0	-	-	-	-	-	-
366TH DISTRICT COURT							
Court Coordinator	1.0	1.0	1.0	1.0	-	1.0	-
Court Officer	1.0	1.0	1.0	1.0	-	1.0	-
Court Reporter	1.0	1.0	1.0	1.0	-	1.0	-
District Judge	1.0	1.0	1.0	1.0	-	1.0	-
380TH DISTRICT COURT							
Court Coordinator	1.0	1.0	1.0	1.0	-	1.0	-
Court Officer	1.0	1.0	1.0	1.0	-	1.0	-
Court Reporter	1.0	1.0	1.0	1.0	-	1.0	-
District Judge	1.0	1.0	1.0	1.0	-	1.0	-
401ST DISTRICT COURT							
Court Coordinator	1.0	1.0	1.0	1.0	-	1.0	-
Court Officer	1.0	1.0	1.0	1.0	-	1.0	-
Court Reporter	1.0	1.0	1.0	1.0	-	1.0	-
District Judge	1.0	1.0	1.0	1.0	-	1.0	-
416TH DISTRICT COURT							
Court Coordinator	1.0	1.0	1.0	1.0	-	1.0	-
Court Officer	1.0	1.0	1.0	1.0	-	1.0	-
Court Reporter	1.0	1.0	1.0	1.0	-	1.0	-
District Judge	1.0	1.0	1.0	1.0	-	1.0	-
417TH DISTRICT COURT							
Court Coordinator	1.0	1.0	1.0	1.0	-	1.0	-
Court Officer	1.0	1.0	1.0	1.0	-	1.0	-
Court Reporter	1.0	1.0	1.0	1.0	-	1.0	-
District Judge	1.0	1.0	1.0	1.0	-	1.0	-
429TH DISTRICT COURT							
Court Coordinator	1.0	1.0	1.0	1.0	-	1.0	-
Court Officer	1.0	1.0	1.0	1.0	-	1.0	-
Court Reporter	1.0	1.0	1.0	1.0	-	1.0	-
District Judge	1.0	1.0	1.0	1.0	-	1.0	-

INTRODUCTION

PERSONNEL

FUND SUMMARIES

DEPARTMENTS

CAPITAL IMPROVEMENT PROGRAM

STATISTICS

POLICIES

COURT ORDERS

APPENDIX

DISTRICT COURTS

Judicial

FTE POSITION SUMMARY (CONTINUED)

	FY 2021 Adopted	FY 2022 Adopted	FY 2023 Adopted	FY 2023 YTD Actual	FY 2024 Requested	FY 2024 Adopted	FY 2023/24 Change
468TH DISTRICT COURT							
Court Coordinator	1.0	1.0	1.0	1.0	-	1.0	-
Court Officer	1.0	1.0	1.0	1.0	-	1.0	-
Court Reporter	1.0	1.0	1.0	1.0	-	1.0	-
District Judge	1.0	1.0	1.0	1.0	-	1.0	-
469TH DISTRICT COURT							
Court Coordinator	1.0	1.0	1.0	1.0	-	1.0	-
Court Officer	1.0	1.0	1.0	1.0	-	1.0	-
Court Reporter	1.0	1.0	1.0	1.0	-	1.0	-
District Judge	1.0	1.0	1.0	1.0	-	1.0	-
470TH DISTRICT COURT							
Court Coordinator	1.0	1.0	1.0	1.0	-	1.0	-
Court Officer	1.0	1.0	1.0	1.0	-	1.0	-
Court Reporter	1.0	1.0	1.0	1.0	-	1.0	-
District Judge	1.0	1.0	1.0	1.0	-	1.0	-
471ST DISTRICT COURT							
Court Coordinator	1.0	1.0	1.0	1.0	-	1.0	-
Court Officer	1.0	1.0	1.0	1.0	-	1.0	-
Court Reporter	1.0	1.0	1.0	1.0	-	1.0	-
District Judge	1.0	1.0	1.0	1.0	-	1.0	-
493RD DISTRICT COURT							
Court Coordinator	-	-	-	-	1.0	1.0	1.0
Court Officer	-	-	-	-	1.0	1.0	1.0
Court Reporter	-	-	-	-	1.0	1.0	1.0
District Judge	-	-	-	-	1.0	1.0	1.0
494TH DISTRICT COURT							
Court Coordinator	-	-	-	-	1.0	1.0	1.0
Court Officer	-	-	-	-	1.0	1.0	1.0
Court Reporter	-	-	-	-	1.0	1.0	1.0
District Judge	-	-	-	-	1.0	1.0	1.0
DISTRICT COURTS - SHARED							
Auxiliary Court Liaison	1.0	1.0	1.0	1.0	-	1.0	-
Court Administrator	1.0	1.0	1.0	1.0	-	1.0	-
Court Officer	2.0	2.0	2.0	1.0	-	1.0	-
Court Reporter	-	-	2.0	2.0	-	2.0	-
Deputy Court Admin Assistant	-	-	1.0	1.0	-1.0	-	-1.0
Deputy Court Administrator	-	-	-	-	1.0	1.0	1.0
Detention Officer	-	-	-	1.0	-	1.0	-
Total	61.0	56.0	59.0	60.0	8.0	68.0	8.0

INTRODUCTION

PERSONNEL

FUND SUMMARIES

DEPARTMENTS

CAPITAL IMPROVEMENT PROGRAM

STATISTICS

POLICIES

COURT ORDERS

APPENDIX

DISTRICT COURTS

Judicial

INTRODUCTION

PERSONNEL

FUND SUMMARIES

DEPARTMENTS

CAPITAL IMPROVEMENT PROGRAM

STATISTICS


POLICIES

COURT ORDERS


APPENDIX

PERFORMANCE MEASURES

GOAL: To clear (dispose of) at least as many cases as have been filed/reopened/reactivated in a period by having a clearance rate of 100 percent or higher.

Performance Measures	Strategic Goal	FY 2020 Actual	FY 2021 Actual	FY 2022 Actual	FY 2023 Actual	FY 2024 Target
Civil Clearance Rate	 Efficient and Open Government	97.7%	100.0%	101.7%	93.60%	100%
Family Clearance Rate		91.9%	101.9%	103.8%	99.80%	100%
Criminal Clearance Rate		89.1%	106.5%	131.1%	97.70%	100%
Juvenile Clearance Rate		102.8%	92.5%	93.70%	93.30%	100%

GOAL: To reduce backlog of pending court cases measured by achieving a backlog index of 1.0 or less.

Performance Measures	Strategic Goal	FY 2020 Actual	FY 2021 Actual	FY 2022 Actual	FY 2023 Actual	FY 2024 Target
Civil Cases	 Efficient and Open Government	0.6	0.6	0.6	0.6	<1.0
Family Cases		0.5	0.6	0.5	0.5	<1.0
Criminal Cases		1.2	0.9	0.7	0.4	<1.0
Juvenile Cases		0.5	0.4	0.5	0.5	<1.0

DISTRICT COURTS

Judicial

BUDGET SUMMARY

199TH DISTRICT COURT

	FY 2020 Actual	FY 2021 Actual	FY 2022 Actual	FY 2023 Adopted	FY 2023 YTD Actual	FY 2024 Requested	FY 2024 Adopted	FY 2023/24 Change
Salary & Benefits	\$ 365,907	\$ 374,928	\$ 390,938	\$ 329,864	\$ 398,303	\$ 403,984	\$ 441,757	34%
Training & Travel	\$ 1,121	\$ 1,900	\$ 6,349	\$ 6,030	\$ 5,477	\$ 6,558	\$ 6,558	9%
Maintenance & Operations	\$ 1,952	\$ 1,783	\$ 1,565	\$ 3,778	\$ 2,932	\$ 4,081	\$ 4,081	8%
Total	\$ 368,980	\$ 378,611	\$ 398,852	\$ 339,672	\$ 406,712	\$ 414,623	\$ 452,396 ↑	33%

BUDGET RECONCILIATION

FY 2024 Base Budget Adjustments

	One-Time	Recurring	Total
Ballistic Vest	\$ 831	\$ -	\$ 831
Total			\$ 831

BUDGET SUMMARY

199TH DISTRICT COURT - FAMILY PRESERVATION COURT

	FY 2020 Actual	FY 2021 Actual	FY 2022 Actual	FY 2023 Adopted	FY 2023 YTD Actual	FY 2024 Requested	FY 2024 Adopted	FY 2023/24 Change
Training & Travel	\$ -	\$ -	\$ -	\$ 4,000	\$ 2,302	\$ -	\$ -	(100%)
Maintenance & Operations	\$ 7,015	\$ -	\$ -	\$ 2,875	\$ 3,623	\$ -	\$ -	(100%)
Total	\$ 7,015	\$ -	\$ -	\$ 6,875	\$ 5,925	\$ -	\$ - ↓	(100%)

BUDGET SUMMARY

219TH DISTRICT COURT

	FY 2020 Actual	FY 2021 Actual	FY 2022 Actual	FY 2023 Adopted	FY 2023 YTD Actual	FY 2024 Requested	FY 2024 Adopted	FY 2023/24 Change
Salary & Benefits	\$ 384,629	\$ 392,003	\$ 388,628	\$ 411,733	\$ 403,746	\$ 408,023	\$ 448,022	9%
Training & Travel	\$ 1,988	\$ 1,421	\$ 3,851	\$ 5,760	\$ 5,467	\$ 6,250	\$ 6,250	9%
Maintenance & Operations	\$ 3,490	\$ 872	\$ 1,509	\$ 4,278	\$ 2,712	\$ 3,788	\$ 3,788	(12%)
Total	\$ 390,107	\$ 394,296	\$ 393,988	\$ 421,771	\$ 411,925	\$ 418,061	\$ 458,060 ↑	9%

BUDGET SUMMARY

296TH DISTRICT COURT

	FY 2020 Actual	FY 2021 Actual	FY 2022 Actual	FY 2023 Adopted	FY 2023 YTD Actual	FY 2024 Requested	FY 2024 Adopted	FY 2023/24 Change
Salary & Benefits	\$ 377,624	\$ 353,854	\$ 360,050	\$ 398,543	\$ 375,856	\$ 397,144	\$ 434,259	9%
Training & Travel	\$ 330	\$ 3,285	\$ 4,384	\$ 6,853	\$ 3,367	\$ 7,681	\$ 7,681	12%
Maintenance & Operations	\$ 3,273	\$ 2,148	\$ 2,207	\$ 3,528	\$ 4,263	\$ 3,531	\$ 3,531	0%
Total	\$ 381,227	\$ 359,287	\$ 366,641	\$ 408,924	\$ 383,486	\$ 408,356	\$ 445,471 ↑	9%

DISTRICT COURTS

Judicial

INTRODUCTION

PERSONNEL

FUND SUMMARIES

DEPARTMENTS

CAPITAL IMPROVEMENT PROGRAM

STATISTICS

POLICIES

COURT ORDERS

APPENDIX

BUDGET RECONCILIATION			
FY 2024 Base Budget Adjustments	One-Time	Recurring	Total
Ballistic Vest	\$ 831	\$ -	\$ 831
Total			\$ 831

BUDGET SUMMARY								
296TH DISTRICT COURT - VETERANS COURT								
	FY 2020 Actual	FY 2021 Actual	FY 2022 Actual	FY 2023 Adopted	FY 2023 YTD Actual	FY 2024 Requested	FY 2024 Adopted	FY 2023/24 Change
Training & Travel	\$ -	\$ 70	\$ -	\$ 6,000	\$ -	\$ -	\$ -	(100%)
Maintenance & Operations	\$ 3,900	\$ 3,500	\$ -	\$ 4,375	\$ 15,926	\$ -	\$ -	(100%)
Total	\$ 3,900	\$ 3,570	\$ -	\$ 10,375	\$ 15,926	\$ -	\$ -	(100%)

BUDGET SUMMARY								
296TH DISTRICT COURT GRANT - TVC VALOR								
	FY 2020 Actual	FY 2021 Actual	FY 2022 Actual	FY 2023 Adopted	FY 2023 YTD Actual	FY 2024 Requested	FY 2024 Adopted	FY 2023/24 Change
Salary & Benefits	\$ 27,644	\$ 104,965	\$ -	\$ -	\$ -	\$ -	\$ -	0%
Maintenance & Operations	\$ 149,066	\$ 112,518	\$ 201,911	\$ -	\$ 204,223	\$ -	\$ -	0%
Total	\$ 176,710	\$ 217,483	\$ 201,911	\$ -	\$ 204,223	\$ -	\$ -	0%

BUDGET SUMMARY								
296TH DISTRICT COURT GRANT - TVC VETERANS COURT								
	FY 2020 Actual	FY 2021 Actual	FY 2022 Actual	FY 2023 Adopted	FY 2023 YTD Actual	FY 2024 Requested	FY 2024 Adopted	FY 2023/24 Change
Salary & Benefits	\$ 63,421	\$ 224,458	\$ -	\$ -	\$ -	\$ -	\$ -	0%
Training & Travel	\$ 612	\$ 6,684	\$ 1,983	\$ -	\$ 1,347	\$ -	\$ -	0%
Maintenance & Operations	\$ 226,827	\$ 132,690	\$ 356,276	\$ -	\$ 331,258	\$ -	\$ -	0%
Total	\$ 290,860	\$ 363,832	\$ 358,259	\$ -	\$ 332,605	\$ -	\$ -	0%

BUDGET SUMMARY								
366TH DISTRICT COURT								
	FY 2020 Actual	FY 2021 Actual	FY 2022 Actual	FY 2023 Adopted	FY 2023 YTD Actual	FY 2024 Requested	FY 2024 Adopted	FY 2023/24 Change
Salary & Benefits	\$ 380,026	\$ 394,606	\$ 415,984	\$ 443,177	\$ 436,620	\$ 440,496	\$ 484,481	9%
Training & Travel	\$ 1,170	\$ 2,922	\$ 6,205	\$ 6,158	\$ 6,991	\$ 9,420	\$ 8,420	37%
Maintenance & Operations	\$ 3,781	\$ 1,596	\$ 4,209	\$ 4,308	\$ 3,710	\$ 4,046	\$ 3,046	(29%)
Total	\$ 384,977	\$ 399,124	\$ 426,398	\$ 453,643	\$ 447,321	\$ 453,962	\$ 495,947	9%

DISTRICT COURTS

Judicial

BUDGET RECONCILIATION			
FY 2024 Base Budget Adjustments	One-Time	Recurring	Total
Increase to Education and Conference	\$	- \$ 1,000	\$ 1,000
Total			\$ 1,000

BUDGET SUMMARY

380TH DISTRICT COURT								
	FY 2020 Actual	FY 2021 Actual	FY 2022 Actual	FY 2023 Adopted	FY 2023 YTD Actual	FY 2024 Requested	FY 2024 Adopted	FY 2023/24 Change
Salary & Benefits	\$ 385,346	\$ 396,209	\$ 413,237	\$ 437,240	\$ 433,956	\$ 433,102	\$ 474,390	9%
Training & Travel	\$ 1,120	\$ 207	\$ 4,412	\$ 6,610	\$ 3,231	\$ 7,600	\$ 7,600	15%
Maintenance & Operations	\$ 1,627	\$ 658	\$ 1,693	\$ 4,308	\$ 3,391	\$ 3,318	\$ 3,318	(23%)
Total	\$ 388,093	\$ 397,074	\$ 419,342	\$ 448,158	\$ 440,578	\$ 444,020	\$ 485,308 ↑	8%

BUDGET SUMMARY

401ST DISTRICT COURT								
	FY 2020 Actual	FY 2021 Actual	FY 2022 Actual	FY 2023 Adopted	FY 2023 YTD Actual	FY 2024 Requested	FY 2024 Adopted	FY 2023/24 Change
Salary & Benefits	\$ 376,304	\$ 402,799	\$ 389,056	\$ 415,558	\$ 413,485	\$ 414,795	\$ 454,137	9%
Training & Travel	\$ 926	\$ 4,041	\$ 6,322	\$ 5,378	\$ 8,448	\$ 6,250	\$ 6,250	16%
Maintenance & Operations	\$ 2,432	\$ 4,903	\$ 3,193	\$ 5,043	\$ 3,435	\$ 4,171	\$ 4,171	(17%)
Total	\$ 379,662	\$ 411,743	\$ 398,571	\$ 425,979	\$ 425,368	\$ 425,216	\$ 464,558 ↑	9%

BUDGET SUMMARY

416TH DISTRICT COURT								
	FY 2020 Actual	FY 2021 Actual	FY 2022 Actual	FY 2023 Adopted	FY 2023 YTD Actual	FY 2024 Requested	FY 2024 Adopted	FY 2023/24 Change
Salary & Benefits	\$ 360,267	\$ 372,332	\$ 388,366	\$ 414,541	\$ 395,719	\$ 403,637	\$ 442,956	7%
Training & Travel	\$ 4,228	\$ 1,347	\$ 7,752	\$ 6,815	\$ 3,238	\$ 8,216	\$ 8,216	21%
Maintenance & Operations	\$ 1,583	\$ 2,062	\$ 1,207	\$ 3,528	\$ 3,422	\$ 2,127	\$ 2,127	(40%)
Total	\$ 366,078	\$ 375,741	\$ 397,325	\$ 424,884	\$ 402,379	\$ 413,980	\$ 453,299 ↑	7%

BUDGET SUMMARY

416TH DISTRICT COURT - DRUG COURT								
	FY 2020 Actual	FY 2021 Actual	FY 2022 Actual	FY 2023 Adopted	FY 2023 YTD Actual	FY 2024 Requested	FY 2024 Adopted	FY 2023/24 Change
Training & Travel	\$ -	\$ -	\$ 4,746	\$ 3,000	\$ 7,139	\$ -	\$ -	(100%)
Maintenance & Operations	\$ 4,900	\$ 5,000	\$ 1,243	\$ 3,875	\$ 5,956	\$ -	\$ -	(100%)
Total	\$ 4,900	\$ 5,000	\$ 5,989	\$ 6,875	\$ 13,095	\$ -	\$ - ↓	(100%)

INTRODUCTION

PERSONNEL

FUND SUMMARIES

DEPARTMENTS

CAPITAL IMPROVEMENT PROGRAM

STATISTICS

POLICIES

COURT ORDERS

APPENDIX

DISTRICT COURTS

Judicial

INTRODUCTION

PERSONNEL

FUND SUMMARIES

DEPARTMENTS

CAPITAL IMPROVEMENT PROGRAM

STATISTICS

POLICIES

COURT ORDERS

APPENDIX

BUDGET SUMMARY

417TH DISTRICT COURT

	FY 2020 Actual	FY 2021 Actual	FY 2022 Actual	FY 2023 Adopted	FY 2023 YTD Actual	FY 2024 Requested	FY 2024 Adopted	FY 2023/24 Change
Salary & Benefits	\$ 416,148	\$ 420,856	\$ 437,153	\$ 461,343	\$ 453,463	\$ 454,744	\$ 498,432	8%
Training & Travel	\$ 4,691	\$ 3,729	\$ 6,666	\$ 5,725	\$ 7,399	\$ 6,853	\$ 6,853	20%
Maintenance & Operations	\$ 4,329	\$ 2,252	\$ 3,650	\$ 4,828	\$ 4,151	\$ 3,700	\$ 3,700	(23%)
Total	\$ 425,168	\$ 426,837	\$ 447,469	\$ 471,896	\$ 465,013	\$ 465,297	\$ 508,985 ↑	8%

BUDGET SUMMARY

417TH DISTRICT COURT - SOAR

	FY 2020 Actual	FY 2021 Actual	FY 2022 Actual	FY 2023 Adopted	FY 2023 YTD Actual	FY 2024 Requested	FY 2024 Adopted	FY 2023/24 Change
Training & Travel	\$ -	\$ -	\$ 500	\$ 3,000	\$ -	\$ -	\$ -	(100%)
Maintenance & Operations	\$ 625	\$ 772	\$ 2,253	\$ 3,875	\$ 3,018	\$ -	\$ -	(100%)
Total	\$ 625	\$ 772	\$ 2,753	\$ 6,875	\$ 3,018	\$ -	\$ - ↓	(100%)

BUDGET SUMMARY

429TH DISTRICT COURT

	FY 2020 Actual	FY 2021 Actual	FY 2022 Actual	FY 2023 Adopted	FY 2023 YTD Actual	FY 2024 Requested	FY 2024 Adopted	FY 2023/24 Change
Salary & Benefits	\$ 357,338	\$ 369,998	\$ 387,968	\$ 414,863	\$ 411,085	\$ 412,660	\$ 453,187	9%
Training & Travel	\$ 75	\$ 3,140	\$ 3,781	\$ 6,280	\$ 3,780	\$ 6,280	\$ 6,280	0%
Maintenance & Operations	\$ 2,132	\$ 1,360	\$ 3,493	\$ 4,975	\$ 4,335	\$ 6,526	\$ 6,526	31%
Total	\$ 359,545	\$ 374,498	\$ 395,242	\$ 426,118	\$ 419,200	\$ 425,466	\$ 465,993 ↑	9%

BUDGET RECONCILIATION

FY 2024 Base Budget Adjustments

	One-Time	Recurring	Total
Ballistic Vests	\$ 1,551	\$ -	\$ 1,551
Total			\$ 1,551

BUDGET SUMMARY

468TH DISTRICT COURT

	FY 2020 Actual	FY 2021 Actual	FY 2022 Actual	FY 2023 Adopted	FY 2023 YTD Actual	FY 2024 Requested	FY 2024 Adopted	FY 2023/24 Change
Salary & Benefits	\$ 356,478	\$ 379,950	\$ 397,311	\$ 426,334	\$ 422,261	\$ 425,374	\$ 467,716	10%
Training & Travel	\$ 3,091	\$ 1,739	\$ 3,669	\$ 7,985	\$ 6,665	\$ 9,700	\$ 9,700	22%
Maintenance & Operations	\$ 44,348	\$ 6,803	\$ 3,931	\$ 6,635	\$ 2,613	\$ 8,984	\$ 8,984	35%
Total	\$ 403,917	\$ 388,492	\$ 404,911	\$ 440,954	\$ 431,539	\$ 444,058	\$ 486,400 ↑	10%

DISTRICT COURTS

Judicial

BUDGET RECONCILIATION			
FY 2024 Base Budget Adjustments	One-time	Recurring	Total
Ballistic Vests	\$ 1,662	\$ -	\$ 1,662
Tasers	\$ 2,402	\$ -	\$ 2,402
TOTAL			\$ 4,064

BUDGET SUMMARY

469TH DISTRICT COURT								
	FY 2020 Actual	FY 2021 Actual	FY 2022 Actual	FY 2023 Adopted	FY 2023 YTD Actual	FY 2024 Requested	FY 2024 Adopted	FY 2023/24 Change
Salary & Benefits	\$ 362,305	\$ 370,710	\$ 385,237	\$ 411,820	\$ 407,852	\$ 409,647	\$ 449,735	9%
Training & Travel	\$ 1,678	\$ 1,538	\$ 1,794	\$ 6,725	\$ 1,004	\$ 5,175	\$ 5,175	(23%)
Maintenance & Operations	\$ 1,929	\$ 2,051	\$ 2,378	\$ 4,400	\$ 3,335	\$ 7,468	\$ 6,781	54%
Total	\$ 365,912	\$ 374,299	\$ 389,409	\$ 422,945	\$ 412,191	\$ 422,290	\$ 461,691 ↑	9%

BUDGET RECONCILIATION			
FY 2024 Base Budget Adjustments	One-time	Recurring	Total
Ballistic Vest	\$ 831	\$ -	\$ 831
TOTAL			\$ 831

BUDGET SUMMARY

470TH DISTRICT COURT								
	FY 2020 Actual	FY 2021 Actual	FY 2022 Actual	FY 2023 Adopted	FY 2023 YTD Actual	FY 2024 Requested	FY 2024 Adopted	FY 2023/24 Change
Salary & Benefits	\$ 346,292	\$ 358,505	\$ 371,541	\$ 394,504	\$ 386,166	\$ 408,910	\$ 448,157	14%
Training & Travel	\$ 3,908	\$ 3,393	\$ 4,680	\$ 6,703	\$ 5,712	\$ 6,703	\$ 6,703	0%
Maintenance & Operations	\$ 2,781	\$ 1,633	\$ 3,127	\$ 3,650	\$ 3,410	\$ 3,650	\$ 3,650	0%
Total	\$ 352,981	\$ 363,531	\$ 379,348	\$ 404,857	\$ 395,288	\$ 419,263	\$ 458,510 ↑	13%

BUDGET SUMMARY

471ST DISTRICT COURT								
	FY 2020 Actual	FY 2021 Actual	FY 2022 Actual	FY 2023 Adopted	FY 2023 YTD Actual	FY 2024 Requested	FY 2024 Adopted	FY 2023/24 Change
Salary & Benefits	\$ 359,866	\$ 372,972	\$ 390,072	\$ 412,068	\$ 408,688	\$ 408,412	\$ 449,435	9%
Training & Travel	\$ 1,342	\$ 537	\$ 1,876	\$ 9,800	\$ 4,651	\$ 9,800	\$ 9,800	0%
Maintenance & Operations	\$ 40,835	\$ 3,786	\$ 2,585	\$ 4,500	\$ 511	\$ 6,818	\$ 6,818	52%
Total	\$ 402,043	\$ 377,295	\$ 394,533	\$ 426,368	\$ 413,850	\$ 425,030	\$ 466,053 ↑	9%

DISTRICT COURTS

Judicial

INTRODUCTION
PERSONNEL
FUND SUMMARIES
DEPARTMENTS
CAPITAL IMPROVEMENT PROGRAM
STATISTICS
POLICIES
COURT ORDERS
APPENDIX

BUDGET RECONCILIATION			
FY 2024 Base Budget Adjustments	One-time	Recurring	Total
Taser	\$ 2,318	\$ -	\$ 2,318
TOTAL			\$ 2,318

BUDGET SUMMARY								
493RD DISTRICT COURT								
	FY 2020 Actual	FY 2021 Actual	FY 2022 Actual	FY 2023 Adopted	FY 2023 YTD Actual	FY 2024 Requested	FY 2024 Adopted	FY 2023/24 Change
Salary & Benefits	\$ -	\$ -	\$ -	\$ -	\$ -	\$ 354,434	\$ 354,452	0%
Training & Travel	\$ -	\$ -	\$ -	\$ -	\$ -	\$ 7,050	\$ 7,050	0%
Maintenance & Operations	\$ -	\$ -	\$ -	\$ -	\$ 21,312	\$ 107,993	\$ 8,935	0%
Capital Outlay	\$ -	\$ -	\$ -	\$ -	\$ -	\$ 27,614	\$ -	0%
Total	\$ -	\$ -	\$ -	\$ -	\$ 21,312	\$ 497,091	\$ 370,437	0%

BUDGET RECONCILIATION			
FY 2024 Base Budget Adjustments	One-time	Recurring	Total
Creation of New District Court	\$ -	\$ 15,985	\$ 15,985
TOTAL			\$ 15,985

BUDGET SUMMARY								
494TH DISTRICT COURT								
	FY 2020 Actual	FY 2021 Actual	FY 2022 Actual	FY 2023 Adopted	FY 2023 YTD Actual	FY 2024 Requested	FY 2024 Adopted	FY 2023/24 Change
Salary & Benefits	\$ -	\$ -	\$ -	\$ -	\$ -	\$ 354,434	\$ 29,551	0%
Training & Travel	\$ -	\$ -	\$ -	\$ -	\$ -	\$ 7,050	\$ 7,050	0%
Maintenance & Operations	\$ -	\$ -	\$ -	\$ -	\$ -	\$ 107,993	\$ 8,935	0%
Capital Outlay	\$ -	\$ -	\$ -	\$ -	\$ -	\$ 27,614	\$ -	0%
Total	\$ -	\$ -	\$ -	\$ -	\$ -	\$ 497,091	\$ 45,536	0%

BUDGET RECONCILIATION			
FY 2024 Base Budget Adjustments	One-time	Recurring	Total
Creation of New District Court (funding for one month)	\$ -	\$ 15,985	\$ 15,985
TOTAL			\$ 15,985

FY 2024 Personnel Changes	One-Time	Recurring	Total
Creation of a District Judge position (funding for one month)	\$ -	\$ 1,760	\$ 1,760
Creation of a Court Coordinator position (funding for one month)	\$ -	\$ 6,814	\$ 6,814
Creation of a Court Officer position (funding for one month)	\$ -	\$ 7,110	\$ 7,110
Creation of a Court Reporter position (funding for one month)	\$ -	\$ 13,867	\$ 13,867
Total			\$ 29,551

DISTRICT COURTS

Judicial

BUDGET SUMMARY

DISTRICT COURTS - SHARED

	FY 2020 Actual	FY 2021 Actual	FY 2022 Actual	FY 2023 Adopted	FY 2023 YTD Actual	FY 2024 Requested	FY 2024 Adopted	FY 2023/24 Change
Salary & Benefits	\$ 387,619	\$ 403,052	\$ 456,356	\$ 859,814	\$ 711,086	\$ 834,561	\$ 916,662	7%
Training & Travel	\$ 1,329	\$ 3,595	\$ 575	\$ 12,085	\$ 11,800	\$ 14,085	\$ 14,085	17%
Maintenance & Operations	\$ 188,282	\$ 193,803	\$ 209,015	\$ 374,468	\$ 240,070	\$ 374,160	\$ 372,468	(1%)
Total	\$ 577,230	\$ 600,450	\$ 665,946	\$ 1,246,367	\$ 962,956	\$ 1,222,806	\$ 1,303,215 ↑	5%

BUDGET RECONCILIATION

FY 2024 Personnel Changes

	One-time	Recurring	Total
Change from a Deputy Court Admin Assistant to Deputy Court Administrator	\$ -	\$ 9,871	\$ 9,871
Total			\$ 9,871

BUDGET SUMMARY

DISTRICT COURTS SHARED - COURT REPORTER

	FY 2020 Actual	FY 2021 Actual	FY 2022 Actual	FY 2023 Adopted	FY 2023 YTD Actual	FY 2024 Requested	FY 2024 Adopted	FY 2023/24 Change
Maintenance & Operations	\$ 264,522	\$ 276,429	\$ 355,331	\$ 239,145	\$ 277,517	\$ 239,145	\$ 239,145	0%
Total	\$ 264,522	\$ 276,429	\$ 355,331	\$ 239,145	\$ 277,517	\$ 239,145	\$ 239,145	0%

BUDGET SUMMARY

DISTRICT COURTS SHARED - COURT TECHNOLOGY

	FY 2020 Actual	FY 2021 Actual	FY 2022 Actual	FY 2023 Adopted	FY 2023 YTD Actual	FY 2024 Requested	FY 2024 Adopted	FY 2023/24 Change
Maintenance & Operations	\$ 2,903	\$ 170	\$ -	\$ 2,016	\$ 3,756	\$ 2,016	\$ 2,016	0%
Total	\$ 2,903	\$ 170	\$ -	\$ 2,016	\$ 3,756	\$ 2,016	\$ 2,016	0%

BUDGET SUMMARY

DISTRICT COURTS SHARED - JUDICIAL APPELLATE

	FY 2020 Actual	FY 2021 Actual	FY 2022 Actual	FY 2023 Adopted	FY 2023 YTD Actual	FY 2024 Requested	FY 2024 Adopted	FY 2023/24 Change
Maintenance & Operations	\$ 3,469	\$ -	\$ 89,678	\$ 79,000	\$ 83,183	\$ 79,000	\$ 79,000	0%
Total	\$ 3,469	\$ -	\$ 89,678	\$ 79,000	\$ 83,183	\$ 79,000	\$ 79,000	0%

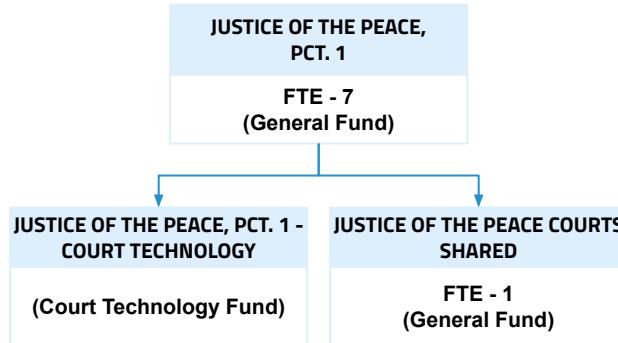
JUSTICE OF THE PEACE, PCT. 1

Judicial

PURPOSE

Justice of the Peace presides over criminal cases including traffic and other Class C misdemeanor cases punishable by fine only, hear landlord and tenant disputes, cases involving mental health issues, and truancy cases. They also preside over Civil cases, including Debt Claims, Eviction, and Small Claims, where the amount in controversy does not exceed \$20,000. Justice of the Peace Courts collect the fines and fees for various civil and criminal cases filed.

REPORTING STRUCTURE




FTE POSITION SUMMARY

	FY 2021 Adopted	FY 2022 Adopted	FY 2023 Adopted	FY 2023 YTD Actual	FY 2024 Requested	FY 2024 Adopted	FY 2023/24 Change
JUSTICE OF THE PEACE COURTS - SHARED							
Functional Analyst	1.0	1.0	1.0	1.0	-	1.0	-
JUSTICE OF THE PEACE, PCT. 1							
JP Court Administrator	1.0	1.0	1.0	1.0	-	1.0	-
Justice Of The Peace Judge	1.0	1.0	1.0	1.0	-	1.0	-
Legal Clerk I	4.0	4.0	4.0	4.0	-	4.0	-
Legal Clerk II	1.0	1.0	1.0	1.0	-	1.0	-
Total	8.0	8.0	8.0	8.0	-	8.0	-

PERFORMANCE MEASURES

GOAL: To clear (dispose of) at least as many cases as have been filed/reopened/reactivated in a period by having a clearance rate of 100 percent or higher.


Performance Measures	Strategic Goal	FY 2020 Actual	FY 2021 Actual	FY 2022 Actual	FY 2023 Actual	FY 2024 Target
New Cases Filed/Reopened	 Efficient and Open Government	7,167	6,804	6,710	8,232	7,249
Total Cases Disposed/Inactive		7,839	6,512	6,756	7,518	6,929
Clearance Rate		109%	96%	101%	91%	96%

JUSTICE OF THE PEACE, PCT. 1

Judicial

PERFORMANCE MEASURES (CONTINUED)

GOAL: *To reduce backlog of pending court cases.*

Performance Measures	Strategic Goal	FY 2020 Actual	FY 2021 Actual	FY 2022 Actual	FY 2023 Actual	FY 2024 Target
Backlog	 Efficient and Open Government	4,465	4,757	4,711	5,425	4,964
% Change		-13%	7%	-1%	15%	-8%
Backlog Reduced from Previous Year		Yes	No	Yes	No	Yes

BUDGET SUMMARY

JUSTICE OF THE PEACE, PCT. 1

	FY 2020 Actual	FY 2021 Actual	FY 2022 Actual	FY 2023 Adopted	FY 2023 YTD Actual	FY 2024 Requested	FY 2024 Adopted	FY 2023/24 Change
Salary & Benefits	\$ 614,482	\$ 577,038	\$ 564,421	\$ 629,072	\$ 571,508	\$ 567,279	\$ 611,207	(3%)
Training & Travel	\$ -	\$ 2,367	\$ 1,390	\$ 7,380	\$ 1,756	\$ 7,780	\$ 7,780	5%
Maintenance & Operations	\$ 1,889	\$ 2,615	\$ 1,619	\$ 3,350	\$ 1,697	\$ 2,950	\$ 2,950	(12%)
Total	\$ 616,371	\$ 582,020	\$ 567,430	\$ 639,802	\$ 574,961	\$ 578,009	\$ 621,937 ↓	(3%)

BUDGET SUMMARY

JUSTICE OF THE PEACE, PCT. 1 - COURT TECHNOLOGY

	FY 2020 Actual	FY 2021 Actual	FY 2022 Actual	FY 2023 Adopted	FY 2023 YTD Actual	FY 2024 Requested	FY 2024 Adopted	FY 2023/24 Change
Training & Travel	\$ 594	\$ 1,087	\$ 1,268	\$ 8,735	\$ 9,997	\$ 8,735	\$ 8,735	0%
Maintenance & Operations	\$ -	\$ 530	\$ 992	\$ -	\$ 3,218	\$ -	\$ -	0%
Capital Outlay	\$ -	\$ 2,760	\$ -	\$ -	\$ -	\$ -	\$ -	0%
Total	\$ 594	\$ 4,377	\$ 2,260	\$ 8,735	\$ 13,215	\$ 8,735	\$ 8,735	0%

BUDGET SUMMARY

JUSTICE OF THE PEACE - SHARED

	FY 2020 Actual	FY 2021 Actual	FY 2022 Actual	FY 2023 Adopted	FY 2023 YTD Actual	FY 2024 Requested	FY 2024 Adopted	FY 2023/24 Change
Salary & Benefits	\$ 97,333	\$ 105,723	\$ 113,022	\$ 114,066	\$ 121,644	\$ 114,942	\$ 125,825	10%
Training & Travel	\$ -	\$ -	\$ -	\$ 1,300	\$ 1,247	\$ 3,500	\$ 3,500	169%
Maintenance & Operations	\$ 2,816	\$ 3,830	\$ 22,153	\$ 32,690	\$ 8,127	\$ 30,490	\$ 30,490	(7%)
Total	\$ 100,149	\$ 109,553	\$ 135,175	\$ 148,056	\$ 131,018	\$ 148,932	\$ 159,815 ↑	8%

JUSTICE OF THE PEACE, PCT. 1

Judicial

BUDGET SUMMARY

JUSTICE OF THE PEACE SHARED - COURT TECHNOLOGY

	FY 2020 Actual	FY 2021 Actual	FY 2022 Actual	FY 2023 Adopted	FY 2023 YTD Actual	FY 2024 Requested	FY 2024 Adopted	FY 2023/24 Change
Training & Travel	\$ 1,007	\$ 2,115	\$ 3,044	\$ 4,500	\$ 4,496	\$ 4,500	\$ 4,500	0%
Maintenance & Operations	\$ -	\$ -	\$ -	\$ 115,333	\$ -	\$ 115,333	\$ 115,333	0%
Total	\$ 1,007	\$ 2,115	\$ 3,044	\$ 119,833	\$ 4,496	\$ 119,833	\$ 119,833	0%

INTRODUCTION

PERSONNEL

FUND SUMMARIES

DEPARTMENTS

CAPITAL IMPROVEMENT PROGRAM

STATISTICS

POLICIES

COURT ORDERS

APPENDIX


JUSTICE OF THE PEACE, PCT. 2

Judicial

PURPOSE

Justice of the Peace presides over criminal cases including traffic and other Class C misdemeanor cases punishable by fine only, hear landlord and tenant disputes, cases involving mental health issues, and truancy cases. They also preside over Civil cases, including Debt Claims, Eviction, and Small Claims, where the amount in controversy does not exceed \$20,000. Justice of the Peace Courts collect the fines and fees for various civil and criminal cases filed.

REPORTING STRUCTURE




FTE POSITION SUMMARY


	FY 2021 Adopted	FY 2022 Adopted	FY 2023 Adopted	FY 2023 YTD Actual	FY 2024 Requested	FY 2024 Adopted	FY 2023/24 Change
JUSTICE OF THE PEACE, PCT. 2							
JP Court Administrator	1.0	1.0	1.0	1.0	-	1.0	-
Justice Of The Peace Judge	1.0	1.0	1.0	1.0	-	1.0	-
Legal Clerk I	2.0	2.0	2.0	2.0	1.0	2.0	-
Legal Clerk II	1.0	1.0	1.0	1.0	-	1.0	-
Total	5.0	5.0	5.0	5.0	1.0	5.0	-

PERFORMANCE MEASURES

GOAL: To clear (dispose of) at least as many cases as have been filed/reopened/reactivated in a period by having a clearance rate of 100 percent or higher.

Performance Measures	Strategic Goal	FY 2020 Actual	FY 2021 Actual	FY 2022 Actual	FY 2023 Actual	FY 2024 Target
New Cases Filed/Reopened	 Efficient and Open Government	4,090	3,949	4,573	5,084	4,535
Total Cases Disposed/Inactive		4,530	4,027	4,514	5,293	4,611
Clearance Rate		111%	102%	99%	96%	102%

GOAL: To reduce backlog of pending court cases.

Performance Measures	Strategic Goal	FY 2020 Actual	FY 2021 Actual	FY 2022 Actual	FY 2023 Actual	FY 2024 Target
Backlog	 Efficient and Open Government	1,261	1,380	1,445	1,220	1,100
% Change		-26%	9%	5%	-16%	-10%
Backlog Reduced from Previous Year		Yes	No	No	Yes	Yes

JUSTICE OF THE PEACE, PCT. 2

Judicial

INTRODUCTION

PERSONNEL

FUND SUMMARIES

DEPARTMENTS

CAPITAL IMPROVEMENT PROGRAM

STATISTICS

POLICIES

COURT ORDERS

APPENDIX

BUDGET SUMMARY

JUSTICE OF THE PEACE, PCT. 2

	FY 2020 Actual	FY 2021 Actual	FY 2022 Actual	FY 2023 Adopted	FY 2023 YTD Actual	FY 2024 Requested	FY 2024 Adopted	FY 2023/24 Change
Salary & Benefits	\$ 447,280	\$ 429,766	\$ 450,820	\$ 476,291	\$ 461,805	\$ 532,332	\$ 512,870	8%
Training & Travel	\$ 755	\$ 6,139	\$ 4,292	\$ 8,200	\$ 4,235	\$ 9,200	\$ 8,000	(2%)
Maintenance & Operations	\$ 6,327	\$ 6,224	\$ 6,225	\$ 7,959	\$ 11,236	\$ 17,805	\$ 9,479	19%
Capital Outlay	\$ -	\$ -	\$ -	\$ -	\$ -	\$ 10,810	\$ -	0%
Total	\$ 454,362	\$ 442,129	\$ 461,337	\$ 492,450	\$ 477,276	\$ 570,147	\$ 530,349 ↑	8%

BUDGET RECONCILIATION

FY 2024 Base Budget Adjustments

	One-Time	Recurring	Total
Westlaw Subscription	\$ -	\$ 1,320	\$ 1,320
Total			\$ 1,320

BUDGET SUMMARY

JUSTICE OF THE PEACE, PCT. 2 - COURT TECHNOLOGY

	FY 2020 Actual	FY 2021 Actual	FY 2022 Actual	FY 2023 Adopted	FY 2023 YTD Actual	FY 2024 Requested	FY 2024 Adopted	FY 2023/24 Change
Training & Travel	\$ -	\$ -	\$ 3,764	\$ 6,000	\$ -	\$ 6,000	\$ 6,000	0%
Maintenance & Operations	\$ 3,981	\$ 1,740	\$ 3,237	\$ -	\$ 2,589	\$ -	\$ -	0%
Capital Outlay	\$ -	\$ -	\$ -	\$ 200,000	\$ -	\$ -	\$ -	(100%)
Total	\$ 3,981	\$ 1,740	\$ 7,001	\$ 206,000	\$ 2,589	\$ 6,000	\$ 6,000 ↓	(97%)

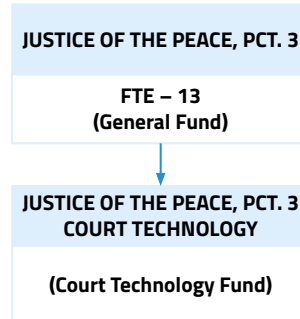
JUSTICE OF THE PEACE, PCT. 3

Judicial

PURPOSE

Justice of the Peace presides over criminal cases including traffic and other Class C misdemeanor cases punishable by fine only, hear landlord and tenant disputes, cases involving mental health issues, and truancy cases. They also preside over Civil cases, including Debt Claims, Eviction, and Small Claims, where the amount in controversy does not exceed \$20,000. Justice of the Peace Courts collect the fines and fees for various civil and criminal cases filed.

REPORTING STRUCTURE



FTE POSITION SUMMARY

	FY 2021 Adopted	FY 2022 Adopted	FY 2023 Adopted	FY 2023 YTD Actual	FY 2024 Requested	FY 2024 Adopted	FY 2023/24 Change
JUSTICE OF THE PEACE, PCT. 3							
JP Court Administrator	-	1.0	1.0	1.0	-	1.0	-
Justice Of The Peace Judge	-	1.0	1.0	1.0	-	1.0	-
Legal Clerk I	-	10.0	10.0	10.0	-	10.0	-
Legal Clerk II	-	1.0	1.0	1.0	-	1.0	-
JUSTICE OF THE PEACE, PCT. 3-1							
JP Court Administrator	1.0	-	-	-	-	-	-
Justice Of The Peace Judge	1.0	-	-	-	-	-	-
Legal Clerk I	6.0	-	-	-	-	-	-
Legal Clerk II	1.0	-	-	-	-	-	-
JUSTICE OF THE PEACE, PCT. 3-2							
JP Court Administrator	1.0	-	-	-	-	-	-
Justice Of The Peace Judge	1.0	-	-	-	-	-	-
Legal Clerk I	2.0	-	-	-	-	-	-
Legal Clerk II	1.0	-	-	-	-	-	-
Total	14.0	13.0	13.0	13.0	-	13.0	-

INTRODUCTION

PERSONNEL

FUND SUMMARIES

DEPARTMENTS

CAPITAL IMPROVEMENT PROGRAM

STATISTICS

POLICIES

COURT ORDERS

APPENDIX

JUSTICE OF THE PEACE, PCT. 3

Judicial

INTRODUCTION

PERSONNEL

FUND SUMMARIES

DEPARTMENTS

CAPITAL IMPROVEMENT PROGRAM

STATISTICS


POLICIES

COURT ORDERS

APPENDIX


PERFORMANCE MEASURES

GOAL: To clear (dispose of) at least as many cases as have been filed/reopened/reactivated in a period by having a clearance rate of 100 percent or higher.

Performance Measures	Strategic Goal	FY 2020 Actual	FY 2021 Actual	FY 2022 Actual	FY 2023 Actual	FY 2024 Target
New Cases Filed/Reopened	 Efficient and Open Government	16,957	12,560	14,827	15,900	14,429
Total Cases Disposed/Inactive		16,646	12,762	15,439	20,685	16,295
Clearance Rate		98%	102%	104%	130%	113%

Justice of the Peace 3-1 and 3-2 measures combined in data above for FY 2020.

GOAL: To reduce backlog of pending court cases.

Performance Measures	Strategic Goal	FY 2020 Actual	FY 2021 Actual	FY 2022 Actual	FY 2023 Actual	FY 2024 Target
Backlog	 Efficient and Open Government	32,177	32,029	33,238	28,896	28,000
% Change		1%	-0.5%	3.8%	-13.1%	-3.1%
Backlog Reduced from Previous Year		No	Yes	No	Yes	Yes

Justice of the Peace 3-1 and 3-2 measures combined in data above for FY 2020.

BUDGET SUMMARY

JUSTICE OF THE PEACE, PCT. 3

	FY 2020 Actual	FY 2021 Actual	FY 2022 Actual	FY 2023 Adopted	FY 2023 YTD Actual	FY 2024 Requested	FY 2024 Adopted	FY 2023/24 Change
Salary & Benefits	\$ -	\$ 611,581	\$ 879,406	\$ 969,934	\$ 923,876	\$ 973,205	\$ 1,061,011	9%
Training & Travel	\$ -	\$ 1,663	\$ 6,791	\$ 14,040	\$ 9,622	\$ 14,140	\$ 14,140	1%
Maintenance & Operations	\$ -	\$ 4,130	\$ 6,861	\$ 8,300	\$ 5,704	\$ 8,200	\$ 8,200	(1%)
Total	\$ -	\$ 617,374	\$ 893,058	\$ 992,274	\$ 939,202	\$ 995,545	\$ 1,083,351 ↑	9%

BUDGET SUMMARY

JUSTICE OF THE PEACE, PCT. 3 - COURT TECHNOLOGY

	FY 2020 Actual	FY 2021 Actual	FY 2022 Actual	FY 2023 Adopted	FY 2023 YTD Actual	FY 2024 Requested	FY 2024 Adopted	FY 2023/24 Change
Training & Travel	\$ -	\$ -	\$ 8,828	\$ 15,000	\$ 8,937	\$ 15,000	\$ 15,000	0%
Maintenance & Operations	\$ -	\$ 192	\$ 580	\$ -	\$ -	\$ -	\$ -	0%
Total	\$ -	\$ 192	\$ 9,408	\$ 15,000	\$ 8,937	\$ 15,000	\$ 15,000	0%

JUSTICE OF THE PEACE, PCT. 3

Judicial

BUDGET SUMMARY

JUSTICE OF THE PEACE, PCT. 3 - 1

	FY 2020 Actual	FY 2021 Actual	FY 2022 Actual	FY 2023 Adopted	FY 2023 YTD Actual	FY 2024 Requested	FY 2024 Adopted	FY 2023/24 Change
Salary & Benefits	\$ 550,342	\$ 148,272	\$ -	\$ -	\$ -	\$ -	\$ -	0%
Training & Travel	\$ 1,236	\$ -	\$ -	\$ -	\$ -	\$ -	\$ -	0%
Maintenance & Operations	\$ 3,729	\$ -	\$ -	\$ -	\$ -	\$ -	\$ -	0%
Total	\$ 555,307	\$ 148,272	\$ -	\$ -	\$ -	\$ -	\$ -	0%

BUDGET SUMMARY

JUSTICE OF THE PEACE, PCT. 3-1 - COURT TECHNOLOGY

	FY 2020 Actual	FY 2021 Actual	FY 2022 Actual	FY 2023 Adopted	FY 2023 YTD Actual	FY 2024 Requested	FY 2024 Adopted	FY 2023/24 Change
Training & Travel	\$ 2,735	\$ -	\$ -	\$ -	\$ -	\$ -	\$ -	0%
Maintenance & Operations	\$ 3,404	\$ -	\$ -	\$ -	\$ -	\$ -	\$ -	0%
Total	\$ 6,139	\$ -	\$ -	\$ -	\$ -	\$ -	\$ -	0%

BUDGET SUMMARY

JUSTICE OF THE PEACE, PCT. 3-2

	FY 2020 Actual	FY 2021 Actual	FY 2022 Actual	FY 2023 Adopted	FY 2023 YTD Actual	FY 2024 Requested	FY 2024 Adopted	FY 2023/24 Change
Salary & Benefits	\$ 413,425	\$ 105,148	\$ -	\$ -	\$ -	\$ -	\$ -	0%
Training & Travel	\$ 1,745	\$ -	\$ -	\$ -	\$ -	\$ -	\$ -	0%
Maintenance & Operations	\$ 2,472	\$ 3,026	\$ -	\$ -	\$ -	\$ -	\$ -	0%
Total	\$ 417,642	\$ 108,174	\$ -	\$ -	\$ -	\$ -	\$ -	0%

BUDGET SUMMARY

JUSTICE OF THE PEACE, PCT. 3 - 2 - COURT TECHNOLOGY

	FY 2020 Actual	FY 2021 Actual	FY 2022 Actual	FY 2023 Adopted	FY 2023 YTD Actual	FY 2024 Requested	FY 2024 Adopted	FY 2023/24 Change
Training & Travel	\$ 2,326	\$ -	\$ -	\$ -	\$ -	\$ -	\$ -	0%
Maintenance & Operations	\$ 4,673	\$ -	\$ -	\$ -	\$ -	\$ -	\$ -	0%
Total	\$ 6,999	\$ -	\$ -	\$ -	\$ -	\$ -	\$ -	0%


JUSTICE OF THE PEACE, PCT. 4

Judicial

PURPOSE

Justice of the Peace presides over criminal cases including traffic and other Class C misdemeanor cases punishable by fine only, hear landlord and tenant disputes, cases involving mental health issues, and truancy cases. They also preside over Civil cases, including Debt Claims, Eviction, and Small Claims, where the amount in controversy does not exceed \$20,000. Justice of the Peace Courts collect the fines and fees for various civil and criminal cases filed.

REPORTING STRUCTURE




FTE POSITION SUMMARY


	FY 2021 Adopted	FY 2022 Adopted	FY 2023 Adopted	FY 2023 YTD Actual	FY 2024 Requested	FY 2024 Adopted	FY 2023/24 Change
JUSTICE OF THE PEACE, PCT. 4							
JP Court Administrator	1.0	1.0	1.0	1.0	-	1.0	-
Justice Of The Peace Judge	1.0	1.0	1.0	1.0	-	1.0	-
Legal Clerk I	4.0	4.0	4.0	4.0	1.0	5.0	1.0
Legal Clerk II	1.0	1.0	1.0	1.0	-	1.0	-
Total	7.0	7.0	7.0	7.0	1.0	8.0	1.0

PERFORMANCE MEASURES

GOAL: To clear (dispose of) at least as many cases as have been filed/reopened/reactivated in a period by having a clearance rate of 100 percent or higher.

Performance Measures	Strategic Goal	FY 2020 Actual	FY 2021 Actual	FY 2022 Actual	FY 2023 Actual	FY 2024 Target
New Cases Filed/Reopened	 Efficient and Open Government	15,481	13,000	12,198	14,611	13,270
Total Cases Disposed/Inactive		14,903	11,499	9,984	10,432	10,638
Clearance Rate		96%	88%	82%	71%	80%

GOAL: To reduce backlog of pending court cases.

Performance Measures	Strategic Goal	FY 2020 Actual	FY 2021 Actual	FY 2022 Actual	FY 2023 Actual	FY 2024 Target
Backlog	 Efficient and Open Government	9,444	10,920	13,058	17,228	17,000
% Change		4.4%	16%	20%	32%	-1%
Backlog Reduced from Previous Year		No	No	No	No	Yes

INTRODUCTION

PERSONNEL

FUND SUMMARIES

DEPARTMENTS

CAPITAL IMPROVEMENT PROGRAM

STATISTICS

POLICIES

COURT ORDERS

APPENDIX

JUSTICE OF THE PEACE, PCT. 4

Judicial

BUDGET SUMMARY

JUSTICE OF THE PEACE, PCT. 4

	FY 2020 Actual	FY 2021 Actual	FY 2022 Actual	FY 2023 Adopted	FY 2023 YTD Actual	FY 2024 Requested	FY 2024 Adopted	FY 2023/24 Change
Salary & Benefits	\$ 499,335	\$ 480,904	\$ 487,746	\$ 571,052	\$ 498,022	\$ 617,577	\$ 663,771	16%
Training & Travel	\$ 362	\$ 150	\$ 3,434	\$ 8,500	\$ 3,292	\$ 10,000	\$ 10,000	18%
Maintenance & Operations	\$ 2,403	\$ 2,911	\$ 2,425	\$ 5,586	\$ 4,721	\$ 10,234	\$ 5,586	0%
Capital Outlay	\$ -	\$ -	\$ -	\$ -	\$ -	\$ 10,810	\$ -	0%
Total	\$ 502,100	\$ 483,965	\$ 493,605	\$ 585,138	\$ 506,035	\$ 648,621	\$ 679,357 ↑	16%

BUDGET RECONCILIATION

FY 2024 Personnel Changes

	One-Time	Recurring	Total
Creation of a Legal Clerk I position	\$ -	\$ 59,629	\$ 59,629

BUDGET SUMMARY

JUSTICE OF THE PEACE, PCT. 4 - COURT TECHNOLOGY

	FY 2020 Actual	FY 2021 Actual	FY 2022 Actual	FY 2023 Adopted	FY 2023 YTD Actual	FY 2024 Requested	FY 2024 Adopted	FY 2023/24 Change
Training & Travel	\$ -	\$ -	\$ -	\$ 1,500	\$ -	\$ 1,500	\$ 1,500	0%
Maintenance & Operations	\$ -	\$ -	\$ -	\$ -	\$ 6,377	\$ -	\$ -	0%
Total	\$ -	\$ -	\$ -	\$ 1,500	\$ 6,377	\$ 1,500	\$ 1,500	0%


LAW LIBRARY

Judicial

PURPOSE

The Collin County Law Library was created by the Collin County Commissioners Court pursuant to Local Government Code Section 323.021. The law library’s mission is to serve at a place that is both convenient and accessible and to maintain a legal reference for the judges, litigants, and the residents of Collin County. The Law Library Fund is provided by fees collected in connection with civil suit filings.

REPORTING STRUCTURE




FTE POSITION SUMMARY


	FY 2021 Adopted	FY 2022 Adopted	FY 2023 Adopted	FY 2023 YTD Actual	FY 2024 Requested	FY 2024 Adopted	FY 2023/24 Change
LAW LIBRARY							
Assistant Law Librarian	1.5	1.5	1.5	1.5	-	1.5	-
Law Librarian	1.0	1.0	1.0	1.0	-	1.0	-
Total	2.5	2.5	2.5	2.5	-	2.5	-

PERFORMANCE MEASURES

GOAL: Provide prompt research services to library patrons including online and paper resources for judges, litigants and the residents of Collin County to enhance access to current legal information.

Performance Measures	Strategic Goal	FY 2020 Actual	FY 2021 Actual	FY 2022 Actual	FY 2023 Actual	FY 2024 Target
# of Walk-In Encounters		8,555	9,487	12,044	14,719	14,000
# of Phone Requests		1,391	1,590	1,818	2,345	2,200
# of E-Mail Requests		132	222	217	596	600
# of Attorney/Clerk/Court Requests		2,347	1,422	1,702	1,330	1,500
# of Website Visits		22,066	21,993	24,409	21,292	22,000

GOAL: Maintain updated legal resources as updates are made available.

Performance Measures	Strategic Goal	FY 2020 Actual	FY 2021 Actual	FY 2022 Actual	FY 2023 Actual	FY 2024 Target
Legal Resources Updated as Available		Yes	Yes	Yes	Yes	Yes

LAW LIBRARY

Judicial

BUDGET SUMMARY

LAW LIBRARY									
	FY 2020 Actual	FY 2021 Actual	FY 2022 Actual	FY 2023 Adopted	FY 2023 YTD Actual	FY 2024 Requested	FY 2024 Adopted	FY 2023/24 Change	
Salary & Benefits	\$ 196,728	\$ 162,179	\$ 188,047	\$ 208,263	\$ 178,429	\$ 190,601	\$ 223,960	8%	
Training & Travel	\$ 235	\$ 162	\$ -	\$ 3,000	\$ 2,788	\$ 3,000	\$ 3,000	0%	
Maintenance & Operations	\$ 181,023	\$ 160,434	\$ 214,525	\$ 220,793	\$ 203,018	\$ 230,793	\$ 230,793	5%	
Total	\$ 377,986	\$ 322,775	\$ 402,572	\$ 432,056	\$ 384,235	\$ 424,394	\$ 457,753	↑ 6%	

BUDGET RECONCILIATION

FY 2024 Base Budget Adjustments	One-Time	Recurring	Total
Communication Line Lease Increase	\$ -	\$ 5,000	\$ 5,000
Library Updates Increase	\$ -	\$ 5,000	\$ 5,000
Total			\$ 10,000

INTRODUCTION

PERSONNEL

FUND SUMMARIES

DEPARTMENTS

CAPITAL IMPROVEMENT PROGRAM

STATISTICS

POLICIES

COURT ORDERS

APPENDIX


MAGISTRATE

Judicial

PURPOSE

To carry out the local laws, policies, and services as determined by County, State and Federal governments for the good of all and the betterment of the family lives of all citizens in a fair and equitable manner.

REPORTING STRUCTURE



FTE POSITION SUMMARY

	FY 2021 Adopted	FY 2022 Adopted	FY 2023 Adopted	FY 2023 YTD Actual	FY 2024 Requested	FY 2024 Adopted	FY 2023/24 Change
MAGISTRATE							
Legal Clerk I	2.5	2.5	7.0	7.0	-7.0	7.0	-
Magistrate Clerk	-	-	-	-	7.0	-	-
Magistrate Court Administrator	1.0	1.0	1.0	1.0	-	1.0	-
Magistrate Judge	1.0	1.0	1.0	1.0	-	1.0	-
Total	4.5	4.5	9.0	9.0	-	9.0	-

PERFORMANCE MEASURES

GOAL: Conduct arraignment sessions 2 times a day, 7 days a week, 365 days a year.


Performance Measures	Strategic Goal	FY 2020 Actual	FY 2021 Actual	FY 2022 Actual	FY 2023 Actual	FY 2024 Target
Magistrations Cases Heard	 Efficient and Open Government	9,793	10,507	10,176	11,255	10,646
Bond Conditions Issued		5,074	5,503	9,672	11,467	8,881
Emergency Protective Orders Issued		750	833	822	901	852

BUDGET SUMMARY

MAGISTRATE	FY 2020 Actual	FY 2021 Actual	FY 2022 Actual	FY 2023 Adopted	FY 2023 YTD Actual	FY 2024 Requested	FY 2024 Adopted	FY 2023/24 Change
Salary & Benefits	\$ 352,011	\$ 410,882	\$ 480,672	\$ 725,847	\$ 706,682	\$ 717,944	\$ 791,763	9%
Training & Travel	\$ -	\$ -	\$ 320	\$ 5,320	\$ 240	\$ 2,020	\$ 2,020	(62%)
Maintenance & Operations	\$ 23,143	\$ 36,664	\$ 69,814	\$ 54,939	\$ 69,653	\$ 88,173	\$ 88,173	61%
Total	\$ 375,154	\$ 447,546	\$ 550,806	\$ 786,106	\$ 776,575	\$ 808,137	\$ 881,956 ↑	12%

FY 2024 DEPARTMENT PAGES

Legal



Department Descriptions & Core Services

District Attorney

The Criminal District Attorney’s mission is to pursue justice and protect the community. The Criminal District Attorney (“District Attorney”) and his assistant district attorneys represent the State of Texas in almost all state criminal prosecutions in Collin County. They exercise that authority and discharge those responsibilities granted to the District Attorney by Texas law (including the Constitution of the State of Texas, Texas Code of Criminal Procedure, Texas Penal Code, and various other codes). As an administrator of justice and advocate for the rule of law, the District Attorney employs those of the highest integrity, skill, and courage. All staff members are committed to accomplishing the mission of the District Attorney through professional excellence, fairness to the accused, compassion and respect for victims and witnesses, and respect for the court and opposing counsel.

District Attorney - Pre-Trial Intervention

The District Attorney Pretrial Intervention Program Special Revenue Fund “Fund 1049” may be used to reimburse Collin County and the Collin County District Attorney’s Office for expenses related to a defendant’s participation in a pretrial intervention program offered in this county. These expenditures can be made from a budget approved by Commissioners Court.

DA Federal Task Force Admin

The District Attorney Federal Forfeiture Special Revenue Fund also known as Fund 1060 is a District Attorney fund comprised of equitably shared funds from joint operations between the federal government and the

Collin County District Attorney. These funds may be used by the District Attorney for the law enforcement purposes of his office. The Guide to Equitable Sharing for State, Local and Tribal Law Enforcement Agencies (July 2018) “the Guide” provides a list of permissible and impermissible expenditures. These funds may be used by the District Attorney after a budget of expenditures has been submitted to the Commissioners Court, but does not require the consent of the Court.

INTRODUCTION

PERSONNEL

FUND SUMMARIES

DEPARTMENTS

CAPITAL IMPROVEMENT PROGRAM

STATISTICS

POLICIES

COURT ORDERS

APPENDIX

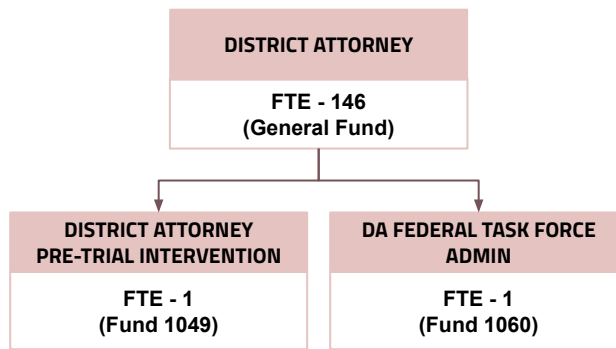
DISTRICT ATTORNEY

Legal

PURPOSE

The Criminal District Attorney’s mission is to pursue justice and protect the community. The Criminal District Attorney (“District Attorney”) and his assistant district attorneys represent the State of Texas in almost all state criminal prosecutions in Collin County. They exercise that authority and discharge those responsibilities granted to the District Attorney by Texas law (including the Constitution of the State of Texas, Texas Code of Criminal Procedure, Texas Penal Code, and various other codes). As an administrator of justice and advocate for the rule of law, the District Attorney employs those of the highest integrity, skill, and courage. All staff members are committed to accomplishing the mission of the District Attorney through professional excellence, fairness to the accused, compassion and respect for victims and witnesses, and respect for the court and opposing counsel.

REPORTING STRUCTURE



FTE POSITION SUMMARY

	FY 2021 Adopted	FY 2022 Adopted	FY 2023 Adopted	FY 2023 YTD Actual	FY 2024 Requested	FY 2024 Adopted	FY 2023/24 Change
DA FEDERAL TASK FORCE ADMIN							
Felony Investigator	1.0	1.0	1.0	1.0	-	1.0	-
DISTRICT ATTORNEY							
1st Asst District Attny	1.0	1.0	1.0	1.0	-	1.0	-
2nd Asst District Attorney	1.0	1.0	1.0	1.0	-	1.0	-
Administrative Manager (D.A.)	1.0	1.0	1.0	1.0	-	1.0	-
Administrative Secretary	1.0	1.0	1.0	1.0	-	1.0	-
Budget Technician	-	-	-	-	1.0	-	-
Chief Appellate Attorney	1.0	1.0	1.0	1.0	-	1.0	-
Chief Criminal Investigtr (DA)	1.0	1.0	1.0	1.0	-	1.0	-
Chief Felony Prosecutor	15.0	15.0	15.0	15.0	-	15.0	-
Chief Misdemeanor Prosecutor	8.0	8.0	8.0	8.0	-	8.0	-
Deputy Chief Investigator (DA)	1.0	1.0	1.0	1.0	-	1.0	-
District Attorney	1.0	1.0	1.0	1.0	-	1.0	-
Felony Appellate Attorney	3.0	3.0	3.0	3.0	1.0	4.0	1.0
Felony Investigator	16.0	16.0	16.0	16.0	-	16.0	-
Felony Prosecutor	33.0	35.0	34.0	34.0	1.0	35.0	1.0
Felony Prosecutor-Grant	-	-	-	1.0	-	1.0	-
Functional Analyst	1.0	1.0	1.0	1.0	-	1.0	-
Information Clerk/Receptionist	1.0	1.0	1.0	1.0	-	1.0	-

INTRODUCTION

PERSONNEL

FUND SUMMARIES

DEPARTMENTS

CAPITAL IMPROVEMENT PROGRAM

STATISTICS

POLICIES

COURT ORDERS

APPENDIX

DISTRICT ATTORNEY


Legal

FTE POSITION SUMMARY (CONTINUED)


	FY 2021 Adopted	FY 2022 Adopted	FY 2023 Adopted	FY 2023 YTD Actual	FY 2024 Requested	FY 2024 Adopted	FY 2023/24 Change
Legal Secretary I	5.0	5.0	5.0	5.0	-	5.0	-
Legal Secretary II	23.0	23.0	23.0	23.0	-	23.0	-
Misdemeanor Invest	7.0	7.0	7.0	7.0	-	7.0	-
Misdemeanor Prosecutor	12.0	12.0	10.0	10.0	-	10.0	-
Public Information Officer	-	-	-	-	1.0	-	-
Secretary	3.0	3.0	3.0	3.0	1.0	4.0	1.0
Special Unit Prosecutor	-	-	2.0	2.0	-	2.0	-
Trial Bureau Chief	-	-	-	-	1.0	1.0	1.0
Victim Assistance Coordinator	4.0	4.0	4.0	4.0	3.0	5.0	1.0
DISTRICT ATTORNEY - PRE-TRIAL INTERVENTION							
Felony Prosecutor	1.0	1.0	1.0	1.0	-	1.0	-
Total	141.0	143.0	142.0	143.0	9.0	148.0	5.0

PERFORMANCE MEASURES


GOAL: *Special Prosecution Unit: Review and evaluate cases filed or referred by law enforcement agencies to our office.*

Performance Measures	Strategic Goal	FY 2020 Actual	FY 2021 Actual	FY 2022 Actual	FY 2023 Actual	FY 2024 Target
Felony Indictments & Revocations Filed	 Efficient and Open Government	5,536	6,683	6,302	7,939	9,024
Felony Indictments & Revocations Disposed		4,935	6,474	6,368	6,367	6,994
% Completed		89%	97%	101%	80%	78%

GOAL: *Misdemeanor Trial Division: Review and evaluate all cases which have been filed and assigned to the various county courts at law.*

Performance Measures	Strategic Goal	FY 2020 Actual	FY 2021 Actual	FY 2022 Actual	FY 2023 Actual	FY 2024 Target
Information's, Revos & JP Appeals Filed	 Efficient and Open Government	8,548	8,708	7,680	10,571	11,547
Informations, Revos & JP Appeals Disposed		6,714	9,645	8,709	9,878	11,438
% Completed		79%	111%	113%	93%	99%

GOAL: *The Crimes Against Children Division: Review and evaluate all cases which have been filed by law enforcement agencies and prepare and present appropriate cases to the Grand Jury.*

Performance Measures	Strategic Goal	FY 2020 Actual	FY 2021 Actual	FY 2022 Actual	FY 2023 Actual	FY 2024 Target
Indictments & Revocations Filed	 Efficient and Open Government	101	106	157	255	353
Indictments & Revocations Disposed		97	123	168	207	267
% Completed		96%	116%	107%	81%	76%

DISTRICT ATTORNEY

Legal

BUDGET SUMMARY

DISTRICT ATTORNEY								
	FY 2020 Actual	FY 2021 Actual	FY 2022 Actual	FY 2023 Adopted	FY 2023 YTD Actual	FY 2024 Requested	FY 2024 Adopted	FY 2023/24 Change
Salary & Benefits	\$ 15,087,588	\$ 15,762,284	\$ 15,726,096	\$ 17,547,234	\$ 15,820,781	\$ 18,278,325	\$ 19,443,151	11%
Training & Travel	\$ 49,239	\$ 49,218	\$ 47,809	\$ 116,000	\$ 48,903	\$ 121,550	\$ 107,550	(7%)
Maintenance & Operations	\$ 295,714	\$ 321,185	\$ 379,967	\$ 353,734	\$ 435,450	\$ 451,837	\$ 379,384	7%
Capital Outlay	\$ -	\$ -	\$ -	\$ -	\$ -	\$ 21,620	\$ -	0%
Total	\$ 15,432,541	\$ 16,132,687	\$ 16,153,872	\$ 18,016,968	\$ 16,305,134	\$ 18,873,332	\$ 19,930,085 ↑	11%

BUDGET RECONCILIATION

FY 2024 Personnel Changes	One-Time	Recurring	Total
Addition of (1) Felony Prosecutor - Domestic Violence Unit	\$ -	\$ 128,802	\$ 128,802
Addition of (1) Secretary - Intake	\$ -	\$ 63,163	\$ 63,163
Addition of (1) Trial Bureau Chief	\$ -	\$ 170,533	\$ 170,533
Addition of (1) Felony Appellate Attorney	\$ -	\$ 128,802	\$ 128,802
Addition of (1) Victim Assistance Coordinator	\$ -	\$ 76,006	\$ 76,006
Total			\$ 567,306

BUDGET SUMMARY

DISTRICT ATTORNEY - PRE-TRIAL INTERVENTION								
	FY 2020 Actual	FY 2021 Actual	FY 2022 Actual	FY 2023 Adopted	FY 2023 YTD Actual	FY 2024 Requested	FY 2024 Adopted	FY 2023/24 Change
Salary & Benefits	\$ 130,195	\$ 130,970	\$ 140,105	\$ 150,665	\$ 122,438	\$ 130,298	\$ 143,307	(5%)
Training & Travel	\$ -	\$ -	\$ -	\$ 5,500	\$ -	\$ 5,000	\$ 5,000	(9%)
Maintenance & Operations	\$ -	\$ 500	\$ 485	\$ 20,800	\$ -	\$ 21,300	\$ 21,300	2%
Total	\$ 130,195	\$ 131,470	\$ 140,590	\$ 176,965	\$ 122,438	\$ 156,598	\$ 169,607 ↓	(4%)

BUDGET SUMMARY

DA FEDERAL TASK FORCE ADMIN								
	FY 2020 Actual	FY 2021 Actual	FY 2022 Actual	FY 2023 Adopted	FY 2023 YTD Actual	FY 2024 Requested	FY 2024 Adopted	FY 2023/24 Change
Salary & Benefits	\$ 150,974	\$ 167,112	\$ -	\$ 102,201	\$ -	\$ 2,120	\$ 114,041	12%
Training & Travel	\$ 3,290	\$ 446	\$ -	\$ 20,000	\$ -	\$ 5,000	\$ 5,000	(75%)
Maintenance & Operations	\$ 1,854	\$ 1,410	\$ -	\$ 65,564	\$ 12,004	\$ 65,100	\$ 65,100	(1%)
Total	\$ 156,118	\$ 168,968	\$ -	\$ 187,765	\$ 12,004	\$ 72,220	\$ 184,141 ↓	(2%)

INTRODUCTION

PERSONNEL

FUND SUMMARIES

DEPARTMENTS

CAPITAL IMPROVEMENT PROGRAM

STATISTICS


POLICIES

COURT ORDERS

APPENDIX

FY 2024 DEPARTMENT PAGES

Public Facilities



Department Descriptions & Core Services

Building Superintendent

Provide construction services which include space planning, design, new construction of buildings and renovation of existing buildings.

Building Superintendent - Shared

Funds include county-wide shared construction services for new and existing buildings.

Building Superintendent - Permanent Improvement / Equipment

Funds used for the maintenance and improvement of county facilities.

Facilities & Parks

Provide the best maintenance possible for the physical, emotional and environmental well being of employees and citizens who work in and use Collin County Buildings and Grounds.

Facilities & Parks - Shared

Funds include county-wide shared building maintenance services.

Facilities & Parks - Animal Shelter

To account for fees restricted for regulating facilities that house such animals within the County.

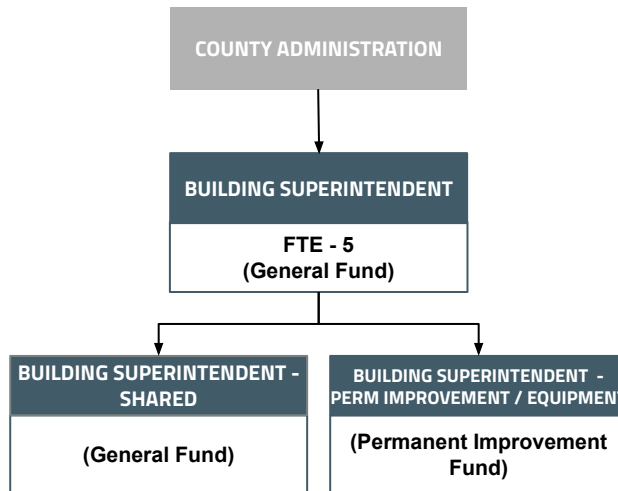
BUILDING SUPERINTENDENT

Public Facilities

PURPOSE

Building Superintendent is responsible for planning and construction of Collin County's permanent improvements, Facilities Bond Program and leases of County owned buildings and County occupied spaces.

REPORTING STRUCTURE




FTE POSITION SUMMARY

	FY 2021 Adopted	FY 2022 Adopted	FY 2023 Adopted	FY 2023 YTD Actual	FY 2024 Requested	FY 2024 Adopted	FY 2023/24 Change
BUILDING SUPERINTENDENT							
Administrative Secretary	1.0	1.0	1.0	1.0	-	1.0	-
Building Projects Coordinator	2.0	2.0	2.0	2.0	-	3.0	1.0
Director of Building Projects	1.0	1.0	1.0	1.0	-	1.0	-
Total	4.0	4.0	4.0	4.0	-	5.0	1.0

PERFORMANCE MEASURES

GOAL: *Keep approved projects on budget and on schedule 90% of the time.*

Performance Measures	Strategic Goal	FY 2020 Actual	FY 2021 Actual	FY 2022 Actual	FY 2023 Actual	FY 2024 Target
Projects on Budget 90% of the Time	 Maintain Financial Health	Yes	Yes	Yes	Yes	Yes
Projects on Schedule 90% of the Time		Yes	Yes	Yes	Yes	Yes

BUILDING SUPERINTENDENT

Public Facilities

BUDGET SUMMARY

BUILDING SUPERINTENDENT									
	FY 2020 Actual	FY 2021 Actual	FY 2022 Actual	FY 2023 Adopted	FY 2023 YTD Actual	FY 2024 Requested	FY 2024 Adopted	FY 2023/24 Change	
Salary & Benefits	\$ 526,010	\$ 531,683	\$ 557,550	\$ 615,227	\$ 583,305	\$ 609,384	\$ 762,663	24%	
Training & Travel	\$ 1,683	\$ 1,711	\$ 294	\$ 3,700	\$ 475	\$ 3,700	\$ 3,700	0%	
Maintenance & Operations	\$ 2,378	\$ 472	\$ 800	\$ 5,820	\$ 772	\$ 5,820	\$ 5,820	0%	
Capital Outlay	\$ 366,570	\$ 119,482	\$ 1,500	\$ 200,000	\$ 174,753	\$ -	\$ -	(100%)	
Total	\$ 896,641	\$ 653,348	\$ 560,144	\$ 824,747	\$ 759,305	\$ 618,904	\$ 772,183	↓ (6%)	

BUDGET RECONCILIATION

FY 2024 Personnel Changes	One-Time	Recurring	Total
Additional Building Projects Coordinator	\$ -	\$ 92,735	\$ 92,735
Total			\$ 92,735

BUDGET SUMMARY

BUILDING SUPERINTENDENT - SHARED									
	FY 2020 Actual	FY 2021 Actual	FY 2022 Actual	FY 2023 Adopted	FY 2023 YTD Actual	FY 2024 Requested	FY 2024 Adopted	FY 2023/24 Change	
Maintenance & Operations	\$ 1,388,930	\$ 1,388,836	\$ 1,079,809	\$ 1,423,343	\$ 1,056,469	\$ 1,423,343	\$ 1,423,343	0%	
Debt Service	\$ -	\$ -	\$ 306,894	\$ -	\$ 301,857	\$ -	\$ -	0%	
Total	\$ 1,388,930	\$ 1,388,836	\$ 1,386,703	\$ 1,423,343	\$ 1,358,326	\$ 1,423,343	\$ 1,423,343	0%	

BUDGET SUMMARY

BUILDING SUPERINTENDENT - PERMANENT IMPROVEMENT / EQUIPMENT									
	FY 2020 Actual	FY 2021 Actual	FY 2022 Actual	FY 2023 Adopted	FY 2023 YTD Actual	FY 2024 Requested	FY 2024 Adopted	FY 2023/24 Change	
Maintenance & Operations	\$ 505,982	\$ 332,123	\$ 12,336	\$ 144,300	\$ 61,422	\$ 808,640	\$ 1,184,290	721%	
Capital Outlay	\$ 1,372,216	\$ 1,259,924	\$ 1,559,037	\$ 1,954,000	\$ 1,199,650	\$ 3,343,600	\$ 1,356,500	(31%)	
Total	\$ 1,878,198	\$ 1,592,047	\$ 1,571,373	\$ 2,098,300	\$ 1,261,072	\$ 4,152,240	\$ 2,540,790	↑ 21%	

BUDGET RECONCILIATION

FY 2024 Base Budget Adjustments	One-Time	Recurring	Total
Permanent Improvement Projects for County Buildings	\$ 2,540,790	\$ -	\$ 2,540,790
Total			\$ 2,540,790

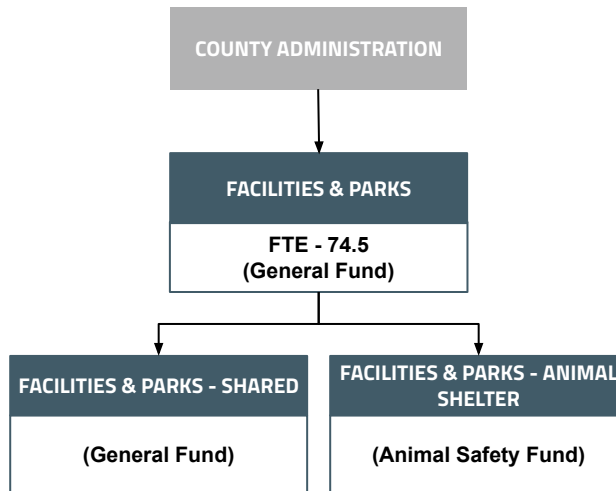
FACILITIES & PARKS

Public Facilities

PURPOSE

To maintain all county facilities in a cost-effective manner that is environmentally friendly, conforms to life safety code and legislatively compliant and to preserve the aesthetics that reflect the strategic goals of Collin County.

REPORTING STRUCTURE



FTE POSITION SUMMARY


	FY 2021 Adopted	FY 2022 Adopted	FY 2023 Adopted	FY 2023 YTD Actual	FY 2024 Requested	FY 2024 Adopted	FY 2023/24 Change
FACILITIES & PARKS							
Administrative Secretary	-	-	-	-	1.0	-	-
Building Maint Technician I	10.0	10.0	10.0	10.0	-	10.0	-
Building Maint Technician II	14.0	14.0	14.0	14.0	3.0	14.0	-
Control Room Operator	6.0	6.0	6.0	4.0	-	4.0	-
Control Room Operator-Rover	-	-	-	2.0	-	2.0	-
Director Of Facilities	1.0	1.0	1.0	1.0	-	1.0	-
Facilities Systems Tech Coord	1.0	1.0	1.0	1.0	-	1.0	-
Facilities Tech Coordinator	5.0	5.0	5.0	5.0	-	5.0	-
Grounds Keeper	5.0	5.0	5.0	5.0	-	5.0	-
Housekeeping Coordinator	1.0	-	-	-	-	-	-
Housekeeping Day Porter	-	13.0	21.5	21.5	-	21.5	-
Housekeeping Day Porter Supvr	-	-	2.0	2.0	-	2.0	-
Housekeeping Supervisor	-	1.0	1.0	1.0	-	1.0	-
Maintenance Specialist	4.0	4.0	4.0	4.0	-	4.0	-
Office Coordinator	1.0	1.0	1.0	1.0	-	1.0	-
Parts Specialist	1.0	1.0	1.0	1.0	-1.0	1.0	-
Parts Warehouse Supervisor	-	-	-	-	1.0	-	-
Secretary	1.0	1.0	1.0	1.0	-1.0	1.0	-
Superintendent Facilities	1.0	1.0	1.0	1.0	-	1.0	-
Total	51.0	64.0	74.5	74.5	3.0	74.5	-

FACILITIES & PARKS

Public Facilities

PERFORMANCE MEASURES

GOAL: Contributing to Operational Excellence by ensuring County facilities are in excellent condition and complete 90% of scheduled work orders in the jail facilities in a timely manner to ensure compliance with State Jail Standards.

Performance Measures	Strategic Goal	FY 2020 Actual	FY 2021 Actual	FY 2022 Actual	FY 2023 Actual	FY 2024 Target
Number of Work Orders Issued	 Efficient and Open Government	NA	*14,582	17,201	20,202	90%
Number of Work Orders Completed		NA	14,420	18,853	19,557	90%
% Served		NA	NA	110%	97%	90%

**NOTE: FY2020 missing due to new financial system.
*FY2021 4th Qtr not included"

BUDGET SUMMARY

FACILITIES & PARKS								
	FY 2020 Actual	FY 2021 Actual	FY 2022 Actual	FY 2023 Adopted	FY 2023 YTD Actual	FY 2024 Requested	FY 2024 Adopted	FY 2023/24 Change
Salary & Benefits	\$ 4,213,220	\$ 4,133,149	\$ 4,831,568	\$ 5,833,595	\$ 5,538,122	\$ 6,080,161	\$ 6,368,082	9%
Training & Travel	\$ 3,430	\$ 4,259	\$ 2,551	\$ 23,337	\$ 8,097	\$ 20,370	\$ 20,370	(13%)
Maintenance & Operations	\$ 51,631	\$ 83,913	\$ 84,508	\$ 66,833	\$ 67,573	\$ 69,800	\$ 69,800	4%
Capital Outlay	\$ 35	\$ 41,507	\$ 35,691	\$ -	\$ -	\$ 404,500	\$ -	0%
Total	\$ 4,268,316	\$ 4,262,828	\$ 4,954,318	\$ 5,923,765	\$ 5,613,792	\$ 6,574,831	\$ 6,458,252 ↑	9%

BUDGET SUMMARY

FACILITIES & PARKS - SHARED								
	FY 2020 Actual	FY 2021 Actual	FY 2022 Actual	FY 2023 Adopted	FY 2023 YTD Actual	FY 2024 Requested	FY 2024 Adopted	FY 2023/24 Change
Maintenance & Operations	\$ 4,426,369	\$ 4,825,319	\$ 4,854,986	\$ 5,096,480	\$ 5,093,573	\$ 5,779,480	\$ 5,679,480	11%
Capital Outlay	\$ 296,738	\$ -	\$ 277,803	\$ -	\$ 17,222	\$ -	\$ -	0%
Total	\$ 4,723,107	\$ 4,825,319	\$ 5,132,789	\$ 5,096,480	\$ 5,110,795	\$ 5,779,480	\$ 5,679,480 ↑	11%

BUDGET RECONCILIATION


FY 2024 Base Budget Adjustments	One-Time	Recurring	Total
Increase to Electric Service Budget	\$ -	\$ 483,000	\$ 483,000
Increase to Building Maintenance Budget	\$ -	\$ 100,000	\$ 100,000
Total			\$ 583,000

BUDGET SUMMARY

FACILITIES & PARKS - ANIMAL SHELTER								
	FY 2020 Actual	FY 2021 Actual	FY 2022 Actual	FY 2023 Adopted	FY 2023 YTD Actual	FY 2024 Requested	FY 2024 Adopted	FY 2023/24 Change
Maintenance & Operations	\$ 33,871	\$ 31,335	\$ 51,355	\$ 114,360	\$ 76,498	\$ 114,360	\$ 114,360	0%
Capital Outlay	\$ -	\$ -	\$ 87,341	\$ -	\$ 8,900	\$ -	\$ -	0%
Total	\$ 33,871	\$ 31,335	\$ 138,696	\$ 114,360	\$ 85,398	\$ 114,360	\$ 114,360	0%

FY 2024 DEPARTMENT PAGES

Public Safety



Department Descriptions & Core Services

Community Supervision and Corrections

Provide the highest quality service to the courts, community, victims of crime and adult offenders by offering accurate, reliable information, promoting public safety through effective community-based supervision and affording offenders a realistic opportunity to initiate positive life changes.

Community Supervision & Corrections Department (CSCD) - County Funded

County provided funding for CSCD for purchases relating to furniture and equipment.

Constables (Precincts 1-4)

Collin County has four Constables directly elected to four year terms by the residents of their respective precincts. Under Texas law, Constables and their Deputies must execute and return any process, civil or criminal, issued to them by a lawful official. This includes any warrant, citation, notice, subpoena, or writs in Collin County, or in certain cases, contiguous counties. Locally, Constables serve civil and criminal processes originating in the Justice of the Peace Courts, District Courts, and County Courts at law. By State statute, Constables are mandated to attend to the Justice of the Peace Courts in their respective precincts, to include providing security services, transporting prisoners and summoning jurors.

Development Services

To protect and preserve the health and safety of our citizens and our environment by ensuring water quality through permitting and regulation of On-Site Sewage Facilities, investigations, environmental consultation and enforcing local laws and policies as determined by the County, State, and Federal governments.

Animal Control

Keep animal records maintained, answer telephones, intake of animals and assist citizens. Revenue generated comes from the contract cities' fees paid for Animal Control Services. Maintain State-required records pertaining to rabies control.

Animal Shelter

The Animal Shelter provides the highest level of humane and dignified care to all animals while in our facility by providing adequate food, water, shelter and basic physical care. Animal Control provides the greatest degree of protection to all Collin County citizens by quickly responding to calls of loose, injured, vicious, abandoned, abused and neglected animals.

FY 2024 DEPARTMENT PAGES

Public Safety

Fire Marshal

The Collin County Fire Marshal's Office offers a number of services which include fire investigations, resolving nuisance abatements, offers public education on fire prevention & performs inspections for commercial businesses in unincorporated areas in Collin County. The Fire Marshal's Office is dedicated to helping provide the highest quality of life sought by the Citizens of Collin County through the application of adopted codes and State statutes.

Ambulance Service

Provide urgent pre-hospital treatment and stabilization for serious illness and injuries and transport to definitive care.

Emergency Management

The primary mission of emergency management is to prevent injuries, save lives and reduce property damage through the four sections of Emergency Management: Preparedness, Response, Recover, and Mitigation.

GIS

To develop, modify, analyze and manage location-based information.

Highway Patrol

Highway Patrol is responsible for general police traffic supervision, traffic, and criminal law enforcement on the rural highways of the County.

Juvenile

The Juvenile Justice department promotes a balanced and restorative justice approach throughout the juvenile justice continuum to include both sanctions and rehabilitation through intervention services. Such efforts will address both offender accountability and provide for a safe and secure community.

JJAEP

To provide educational services to every juvenile who is expelled from public schools.

Juvenile Detention

The Juvenile Detention Center is a pre-adjudication 24 hour secure facility that provides for the temporary care, custody and control of youth pending court proceedings or residential placement. The Juvenile Detention Center is a 144 bed facility that houses youth offenders, male and female, between the ages of 10 and 17.

Juvenile Probation

The Juvenile Probation Department is governed by the Collin County Juvenile Board. The department is under the supervision of the Director of Juvenile Services. The Juvenile Probation Department continually strives to prioritize public safety and afford juveniles the due process afforded to them under the law while holding them responsible and accountable for their actions.

Medical Examiner

The purpose of the Medical Examiner's Office is to serve the public and judicial needs of Collin County by investigating each death reported to establish a competent cause and manner of death in accordance with Medical Examiner Law in the Texas Code of Criminal Procedure, Article 49.25. The law also assigns the duties of proper identification of deceased individuals, issuance of cremation permits and maintenance of records.

Sheriff's Office

The Collin County Sheriff's Office is responsible for law enforcement in the unincorporated areas of County and for management and operation of the various Collin County Adult Centers. The Sheriff's Office provides the following services; Criminal Investigations, Patrol, Dispatch, Mental Health Services, Civil Services, Crime Prevention, Mental Health Services, In-House Training, Criminal Warrants and Judicial Services. The Sheriff's Office oversees various departments including Child Abuse Task Force, County Corrections, Jail, Minimum Security, Pre Trial Release and their functions.

Breathalyzer Program

This program covers the cost of maintaining intoxication analysis equipment.

Child Abuse

The purpose and responsibility of the Crimes Against Children Rural Task Force is to investigate cases involving children under the age of 17. Child abuse is when a parent or caregiver causes injury, death, emotional harm, or risk of serious harm to a child. There are many forms of child abuse: neglect, physical abuse, sexual abuse, exploitation, and emotional abuse, or a failure to act that may present an imminent danger to a child.

FY 2024 DEPARTMENT PAGES

Public Safety

INTRODUCTION

PERSONNEL

FUND SUMMARIES

DEPARTMENTS

CAPITAL IMPROVEMENT PROGRAM

STATISTICS

POLICIES

COURT ORDERS

APPENDIX

Courthouse Security

Courthouse Security maintains a uniformed presence in the front of the courthouse and monitors any/all personnel coming into the building. By using modern technology, the Security Guards can screen individuals as well as personal belongings to detect and prevent illegal and/or prohibited items from being introduced into the building. Additionally, the Security Guards perform preventive patrols inside the Courthouse Building to ensure the safeguarding of property and personnel.

County Corrections - SCORE

The County Corrections Center is a department under the supervision of the Collin County Sheriff's Office. County Corrections provides community service for inmates sentenced to the Sheriff's Convicted Offenders Re-Entry (SCORE) program and inmate work farm.

Dispatch

Dispatch is responsible for answering calls for the Sheriff's Office as well as other law enforcement agencies and fire/EMS agencies in Collin County. Dispatchers also process calls related to animal control, Court house officers and other county agencies.

Fusion Center

The purpose of the North Texas Fusion Center is to protect the citizens of North Texas by creating a synergistic environment among governmental and corporate stakeholders. The North Texas Fusion Center takes an all-crimes, all-hazards approach to the intelligence cycle in an overall effort to mitigate threats or hazards to the North Central Texas Region, while protecting the constitutional rights of all citizens.

Jail Cafe

The Jail Cafeteria is intended to be a resource for on-duty personnel to be able to purchase food so they do not have to leave the facility during their shift.

Jail Operations

Detention Operations includes many aspects of daily jail operations which include, but are not completely limited to, medical, admissions/release, housing, kitchen, service areas, and laundry. In addition, federal inmates are housed in this facility by contract with the United States Marshal's Office.

Minimum Security

Minimum Security is a department under the supervision of the Collin County Sheriff's Office. Minimum Security is responsible for the safety of the citizens of Collin County by confining individuals accused or convicted of violating the law classified as non-violent and low risk. Minimum Security provides the following; Inmate housing, Infirmary Services, Staff Training and Inmate Programs.

Pre-Trial Release

Provides individuals who have been arrested on a Class A, and B Misdemeanors and some felonies with an alternative to remaining in jail while awaiting disposition of their case.

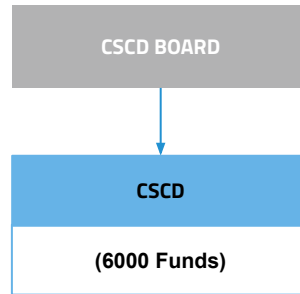
COMMUNITY SUPERVISION AND CORRECTIONS

Public Safety

PURPOSE


To promote safety and provide protection throughout the community at all times by reducing the incidence of criminal activity of the offenders placed under community supervision. This is a state funded agency.

REPORTING STRUCTURE



PERFORMANCE MEASURES

GOAL: Achieve 90% scores on case management audits for Supervision Officers.

Performance Measures	Strategic Goal	FY 2020 Actual	FY 2021 Actual	FY 2022 Actual	FY 2023 Actual	FY 2024 Target
Caseload Audits Performed	 Efficient and Open Government	894	656	451	749	769
Caseload Audits Passing Audit		754	579	371	685	685
% Successful Completion		84%	88%	82%	87%	89%

BUDGET SUMMARY

COMMUNITY SUPERVISION AND CORRECTIONS								
	FY 2020 Actual	FY 2021 Actual	FY 2022 Actual	FY 2023 Adopted	FY 2023 YTD Actual	FY 2024 Requested	FY 2024 Adopted	FY 2023/24 Change
Salary & Benefits	\$ 6,661,409	\$ 6,620,163	\$ 6,684,994	\$ 7,747,912	\$ 7,246,607	\$ 7,561,829	\$ 8,313,567	7%
Training & Travel	\$ 24,512	\$ 14,943	\$ 20,271	\$ -	\$ 32,976	\$ -	\$ -	0%
Maintenance & Operations	\$ 1,039,471	\$ 1,072,721	\$ 991,061	\$ -	\$ 1,186,998	\$ -	\$ -	0%
Capital Outlay	\$ -	\$ -	\$ -	\$ -	\$ 34,626	\$ -	\$ -	0%
Grants	\$ -	\$ -	\$ 669	\$ -	\$ 669	\$ -	\$ -	0%
Total	\$ 7,725,392	\$ 7,707,827	\$ 7,696,995	\$ 7,747,912	\$ 8,501,876	\$ 7,561,829	\$ 8,313,567 ↑	7%

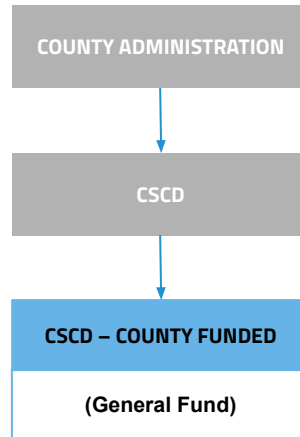
CSCD – COUNTY FUNDED

Public Safety

PURPOSE

County provided funding for CSCD for purchases relating to furniture and equipment.

REPORTING STRUCTURE



BUDGET SUMMARY

CSCD - COUNTY FUNDED									
	FY 2020 Actual	FY 2021 Actual	FY 2022 Actual	FY 2023 Adopted	FY 2023 YTD Actual	FY 2024 Requested	FY 2024 Adopted	FY 2023/24 Change	
Maintenance & Operations	\$ -	\$ -	\$ -	\$ -	\$ -	6,174 \$	6,194	100%	
Capital Outlay	\$ -	\$ -	\$ -	\$ -	\$ -	10,810 \$	10,810	100%	
Total	\$ -	\$ -	\$ -	\$ -	\$ -	16,984 \$	17,004	↑ 100%	

INTRODUCTION

PERSONNEL

FUND SUMMARIES

DEPARTMENTS

CAPITAL IMPROVEMENT PROGRAM

STATISTICS

POLICIES

COURT ORDERS

APPENDIX

CONSTABLE, PCT. 1

Public Safety

PURPOSE

Collin County has four Constables directly elected to four year terms by the residents of their respective precincts. Under Texas law, Constables and their Deputies must execute and return any process, civil or criminal, issued to them by a lawful official. This includes any warrant, citation, notice, subpoena, or writs in Collin County, or in certain cases, contiguous counties. Locally, Constables serve civil and criminal processes originating in the Justice of the Peace Courts, District Courts, and County Courts at law. By State statute, Constables are mandated to attend to the Justice of the Peace Courts in their respective precincts, to include providing security services, transporting prisoners and summoning jurors.

REPORTING STRUCTURE


CONSTABLE, PCT. 1
FTE - 9 (General Fund)

FTE POSITION SUMMARY

	FY 2021 Adopted	FY 2022 Adopted	FY 2023 Adopted	FY 2023 YTD Actual	FY 2024 Requested	FY 2024 Adopted	FY 2023/24 Change
CONSTABLE, PCT. 1							
Administrative Secretary	1.0	1.0	1.0	1.0	-	1.0	-
Constable	1.0	1.0	1.0	1.0	-	1.0	-
Deputy Constable	5.0	5.0	5.0	5.0	-	5.0	-
Deputy Constable II	1.0	1.0	1.0	1.0	-	1.0	-
Legal Clerk I	1.0	1.0	1.0	1.0	-	1.0	-
Total	9.0	9.0	9.0	9.0	-	9.0	-

PERFORMANCE MEASURES

GOAL: *Serve in a timely and cost-effective manner, all civil and criminal papers.*

Performance Measures	Strategic Goal	FY 2020 Actual	FY 2021 Actual	FY 2022 Actual	FY 2023 Actual	FY 2024 Target
Total Papers Received	 Health and Safety	4,651	4,180	5,270	6,570	6,899
Total Papers Served		3,708	3,512	4,426	5,565	6,175
% Served		80%	84%	84%	85%	90%

BUDGET SUMMARY

CONSTABLE, PCT. 1								
	FY 2020 Actual	FY 2021 Actual	FY 2022 Actual	FY 2023 Adopted	FY 2023 YTD Actual	FY 2024 Requested	FY 2024 Adopted	FY 2023/24 Change
Salary & Benefits	\$ 539,708	\$ 699,346	\$ 895,041	\$ 977,461	\$ 954,213	\$ 989,880	\$ 1,089,378	11%
Training & Travel	\$ 1,066	\$ 1,590	\$ 1,797	\$ 5,000	\$ 4,881	\$ 8,000	\$ 6,500	30%
Maintenance & Operations	\$ 17,309	\$ 20,622	\$ 11,268	\$ 8,750	\$ 16,392	\$ 10,050	\$ 10,050	15%
Capital Outlay	\$ 8,083	\$ 42,590	\$ -	\$ -	\$ -	\$ -	\$ -	0%
Total	\$ 566,166	\$ 764,148	\$ 908,106	\$ 991,211	\$ 975,486	\$ 1,007,930	\$ 1,105,928 ↑	12%

CONSTABLE, PCT. 1

Public Safety

BUDGET RECONCILIATION			
FY 2024 Base Budget Adjustments	One-Time	Recurring	Total
Increase to Education and Conference Budget	\$	- \$ 1,500	\$ 1,500
Increase to Uniform Budget	\$	- \$ 1,000	\$ 1,000
Increase to Dues and Subscriptions Budget	\$	- \$ 300	\$ 300
Total			\$ 2,800

INTRODUCTION

PERSONNEL

FUND SUMMARIES

DEPARTMENTS

CAPITAL IMPROVEMENT PROGRAM

STATISTICS

POLICIES

COURT ORDERS

APPENDIX

CONSTABLE, PCT. 2

Public Safety

PURPOSE

Collin County has four Constables directly elected to four year terms by the residents of their respective precincts. Under Texas law, Constables and their Deputies must execute and return any process, civil or criminal, issued to them by a lawful official. This includes any warrant, citation, notice, subpoena, or writs in Collin County, or in certain cases, contiguous counties. Locally, Constables serve civil and criminal processes originating in the Justice of the Peace Courts, District Courts, and County Courts at law. By State statute, Constables are mandated to attend to the Justice of the Peace Courts in their respective precincts, to include providing security services, transporting prisoners and summoning jurors.

REPORTING STRUCTURE


CONSTABLE, PCT. 2
FTE - 5 (General Fund)

FTE POSITION SUMMARY

	FY 2021 Adopted	FY 2022 Adopted	FY 2023 Adopted	FY 2023 YTD Actual	FY 2024 Requested	FY 2024 Adopted	FY 2023/24 Change
CONSTABLE, PCT. 2							
Administrative Secretary	1.0	1.0	1.0	1.0	-	1.0	-
Constable	1.0	1.0	1.0	1.0	-	1.0	-
Deputy Constable	3.0	3.0	3.0	3.0	-	3.0	-
Total	5.0	5.0	5.0	5.0	-	5.0	-

PERFORMANCE MEASURES

GOAL: To provide timely, cost-effective, and professional service to the taxpayer by executing all civil and criminal documents.

Performance Measures	Strategic Goal	FY 2020 Actual	FY 2021 Actual	FY 2022 Actual	FY 2023 Actual	FY 2024 Target
Total Papers Received	 Health and Safety	1,951	2,528	2,797	2,986	3,135
Total Papers Served		1,701	2,090	2,452	2,550	2,806
% Served		87%	83%	88%	85%	90%

BUDGET SUMMARY

CONSTABLE, PCT. 2								
	FY 2020 Actual	FY 2021 Actual	FY 2022 Actual	FY 2023 Adopted	FY 2023 YTD Actual	FY 2024 Requested	FY 2024 Adopted	FY 2023/24 Change
Salary & Benefits	\$ 325,422	\$ 430,624	\$ 555,982	\$ 589,326	\$ 590,721	\$ 590,897	\$ 649,569	10%
Training & Travel	\$ 1,503	\$ 852	\$ 1,420	\$ 1,850	\$ 2,378	\$ 1,850	\$ 1,850	0%
Maintenance & Operations	\$ 6,861	\$ 8,260	\$ 2,808	\$ 4,925	\$ 8,537	\$ 5,892	\$ 5,892	20%
Total	\$ 333,786	\$ 439,736	\$ 560,210	\$ 596,101	\$ 601,636	\$ 598,639	\$ 657,311 ↑	10%

BUDGET RECONCILIATION

FY 2024 Base Budget Adjustments	One-Time	Recurring	Total
Replacement Bullet Proof Vests	\$ 967	\$ -	\$ 967
Total			\$ 967

CONSTABLE, PCT. 3

Public Safety

PURPOSE

Collin County has four Constables directly elected to four year terms by the residents of their respective precincts. Under Texas law, Constables and their Deputies must execute and return any process, civil or criminal, issued to them by a lawful official. This includes any warrant, citation, notice, subpoena, or writs in Collin County, or in certain cases, contiguous counties. Locally, Constables serve civil and criminal processes originating in the Justice of the Peace Courts, District Courts, and County Courts at law. By State statute, Constables are mandated to attend to the Justice of the Peace Courts in their respective precincts, to include providing security services, transporting prisoners and summoning jurors.

REPORTING STRUCTURE


CONSTABLE, PCT. 3
FTE - 15 (General Fund)

FTE POSITION SUMMARY

	FY 2021 Adopted	FY 2022 Adopted	FY 2023 Adopted	FY 2023 YTD Actual	FY 2024 Requested	FY 2024 Adopted	FY 2023/24 Change
CONSTABLE, PCT. 3							
Administrative Secretary	1.0	1.0	1.0	1.0	-	1.0	-
Chief Deputy Constable	1.0	1.0	-	-	-	-	-
Constable	1.0	1.0	1.0	1.0	-	1.0	-
Deputy Constable	10.0	10.0	10.0	10.0	-	10.0	-
Deputy Constable II	-	-	1.0	1.0	-	1.0	-
Legal Clerk I	2.0	2.0	2.0	2.0	-	2.0	-
Total	15.0	15.0	15.0	15.0	-	15.0	-

PERFORMANCE MEASURES

GOAL: *To execute and return all assigned court documents in a timely and efficient manner.*

Performance Measures	Strategic Goal	FY 2020 Actual	FY 2021 Actual	FY 2022 Actual	FY 2023 Actual	FY 2024 Target
Total Papers Received	 Health and Safety	8,150	6,769	8,251	8,812	9,253
Total Papers Served		6,816	6,029	6,942	7,261	8,282
% Served		84%	89%	84%	82%	90%

BUDGET SUMMARY

CONSTABLE, PCT. 3								
	FY 2020 Actual	FY 2021 Actual	FY 2022 Actual	FY 2023 Adopted	FY 2023 YTD Actual	FY 2024 Requested	FY 2024 Adopted	FY 2023/24 Change
Salary & Benefits	\$ 751,765	\$ 1,140,487	\$ 1,573,476	\$ 1,618,295	\$ 1,529,108	\$ 1,565,454	\$ 1,726,983	7%
Training & Travel	\$ 2,060	\$ 5,990	\$ 4,839	\$ 10,930	\$ 7,435	\$ 11,930	\$ 10,930	0%
Maintenance & Operations	\$ 5,309	\$ 49,907	\$ 15,367	\$ 15,894	\$ 7,675	\$ 21,078	\$ 21,078	33%
Capital Outlay	\$ 61,048	\$ 51,815	\$ -	\$ -	\$ -	\$ -	\$ -	0%
Total	\$ 820,182	\$ 1,248,199	\$ 1,593,682	\$ 1,645,119	\$ 1,544,218	\$ 1,598,462	\$ 1,758,991 ↑	7%

INTRODUCTION

PERSONNEL

FUND SUMMARIES

DEPARTMENTS

CAPITAL IMPROVEMENT PROGRAM

STATISTICS

POLICIES

COURT ORDERS

APPENDIX

CONSTABLE, PCT. 3

Public Safety

BUDGET RECONCILIATION			
FY 2024 Base Budget Adjustments	One-Time	Recurring	Total
New and Replacement Bullet Proof Vests	\$ 5,184	\$ -	\$ 5,184
Total			\$ 5,184

INTRODUCTION

PERSONNEL

FUND SUMMARIES

DEPARTMENTS

CAPITAL IMPROVEMENT PROGRAM

STATISTICS

POLICIES

COURT ORDERS

APPENDIX

CONSTABLE, PCT. 4

Public Safety

PURPOSE

Collin County has four Constables directly elected to four year terms by the residents of their respective precincts. Under Texas law, Constables and their Deputies must execute and return any process, civil or criminal, issued to them by a lawful official. This includes any warrant, citation, notice, subpoena, or writs in Collin County, or in certain cases, contiguous counties. Locally, Constables serve civil and criminal processes originating in the Justice of the Peace Courts, District Courts, and County Courts at law. By State statute, Constables are mandated to attend to the Justice of the Peace Courts in their respective precincts, to include providing security services, transporting prisoners and summoning jurors.

REPORTING STRUCTURE


CONSTABLE, PCT. 4
FTE - 9 (General Fund)

FTE POSITION SUMMARY

	FY 2021 Adopted	FY 2022 Adopted	FY 2023 Adopted	FY 2023 YTD Actual	FY 2024 Requested	FY 2024 Adopted	FY 2023/24 Change
CONSTABLE, PCT. 4							
Administrative Secretary	1.0	1.0	1.0	1.0	-	1.0	-
Constable	1.0	1.0	1.0	1.0	-	1.0	-
Deputy Constable	5.0	5.0	5.0	5.0	-	5.0	-
Deputy Constable II	1.0	1.0	1.0	1.0	-	1.0	-
Legal Clerk I	1.0	1.0	1.0	1.0	-	1.0	-
Total	9.0	9.0	9.0	9.0	-	9.0	-

PERFORMANCE MEASURES

GOAL: *To professionally and efficiently execute all civil court documents in a timely and cost-effective manner.*

Performance Measures	Strategic Goal	FY 2020 Actual	FY 2021 Actual	FY 2022 Actual	FY 2023 Actual	FY 2024 Target
Total Papers Received	 Health and Safety	4,319	3,841	5,638	6,790	7,130
Total Papers Served		3,603	3,166	4,614	4,792	6,382
% Served		83%	82%	82%	71%	90%

BUDGET SUMMARY

CONSTABLE, PCT. 4									
	FY 2020 Actual	FY 2021 Actual	FY 2022 Actual	FY 2023 Adopted	FY 2023 YTD Actual	FY 2024 Requested	FY 2024 Adopted	FY 2023/24 Change	
Salary & Benefits	\$ 489,243	\$ 696,418	\$ 839,731	\$ 920,886	\$ 924,485	\$ 942,084	\$ 1,026,376	12%	
Training & Travel	\$ 2,761	\$ 5,618	\$ 4,068	\$ 6,500	\$ 4,723	\$ 6,500	\$ 6,500	0%	
Maintenance & Operations	\$ 13,803	\$ 22,547	\$ 17,548	\$ 11,199	\$ 13,621	\$ 27,583	\$ 27,583	146%	
Capital Outlay	\$ -	\$ 58,779	\$ 352	\$ -	\$ -	\$ -	\$ -	0%	
Total	\$ 505,807	\$ 783,362	\$ 861,699	\$ 938,585	\$ 942,829	\$ 976,167	\$ 1,060,459	↑ 13%	

INTRODUCTION

PERSONNEL

FUND SUMMARIES

DEPARTMENTS

CAPITAL IMPROVEMENT PROGRAM

STATISTICS

POLICIES

COURT ORDERS

APPENDIX

CONSTABLE, PCT. 4

Public Safety

BUDGET RECONCILIATION			
FY 2024 Base Budget Adjustments	One-Time	Recurring	Total
Replacement Bullet Proof Vests	\$ 1,530	\$ -	\$ 1,530
Replacement Tasers	\$ 14,854	\$ -	\$ 14,854
Total			\$ 16,384

INTRODUCTION

PERSONNEL

FUND SUMMARIES

DEPARTMENTS

CAPITAL IMPROVEMENT PROGRAM

STATISTICS

POLICIES

COURT ORDERS

APPENDIX

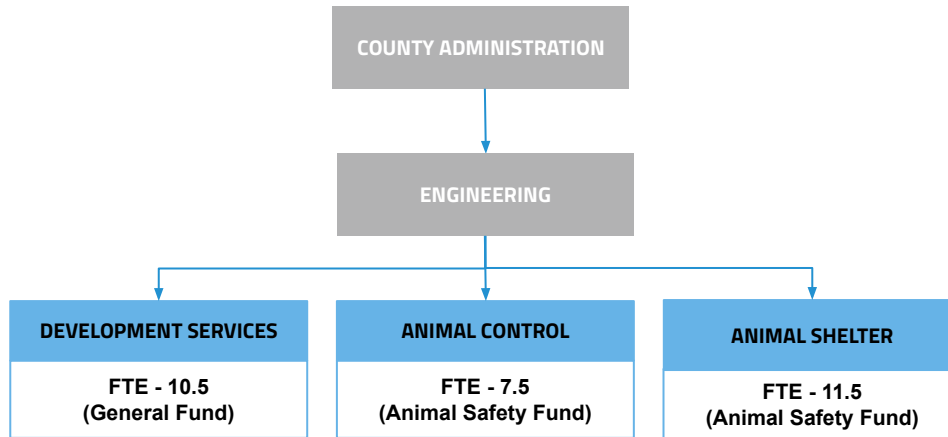
DEVELOPMENT SERVICES

Public Safety

PURPOSE

To protect and preserve the health and safety of our citizens and our environment by ensuring water quality through permitting and regulation of On-Site Sewage Facilities, investigations, environmental consultation and enforcing local laws and policies as determined by the County, State, and Federal governments.

REPORTING STRUCTURE



FTE POSITION SUMMARY

	FY 2021 Adopted	FY 2022 Adopted	FY 2023 Adopted	FY 2023 YTD Actual	FY 2024 Requested	FY 2024 Adopted	FY 2023/24 Change
ANIMAL CONTROL							
Animal Control Lead	1.0	1.0	1.0	1.0	-	1.0	-
Animal Control Officer	5.5	5.5	5.5	5.5	1.0	6.5	1.0
ANIMAL SHELTER							
Administrative Secretary	1.0	1.0	1.0	1.0	-	1.0	-
Animal Control Lead	1.0	1.0	1.0	1.0	-	1.0	-
Animal Control Officer	4.0	4.0	4.0	4.0	-	4.0	-
Animal Control Supervisor	1.0	1.0	1.0	1.0	-	1.0	-
Animal Services Manager	-	-	-	-	-	1.0	1.0
Foster/Rescue/Adoption Coord	-	-	-	-	-	1.0	1.0
Foster/Rescue/Adoption Coordinator	-	-	-	-	1.0	-	-
Tech I	0.5	0.5	0.5	0.5	-	0.5	-
Veterinary Technician	1.0	1.0	1.0	1.0	-	1.0	-
Volunteer Coordinator	1.0	1.0	1.0	1.0	-	1.0	-
DEVELOPMENT SERVICES							
Administrative Secretary	1.0	1.0	1.0	1.0	-	1.0	-
Development Srvs Mgr	1.0	1.0	1.0	1.0	-	1.0	-
Inspector	4.5	4.5	4.5	4.5	1.0	5.5	1.0
Tech I	2.0	2.0	2.0	2.0	-2.0	1.0	-1.0
Tech II	1.0	1.0	1.0	1.0	2.0	2.0	1.0
Total	25.5	25.5	25.5	25.5	3.0	29.5	4.0

DEVELOPMENT SERVICES

Public Safety

INTRODUCTION

PERSONNEL

FUND SUMMARIES

DEPARTMENTS

CAPITAL IMPROVEMENT PROGRAM

STATISTICS


POLICIES

COURT ORDERS



APPENDIX

PERFORMANCE MEASURES



GOAL: Animal Control - Animal bite & rabies exposure animals quarantined within 24 hours 90% of the time.

Performance Measures	Strategic Goal	FY 2020 Actual	FY 2021 Actual	FY 2022 Actual	FY 2023 Actual	FY 2024 Target
# of Bite and Rabies Exposure Animals	 Efficient and Open Government	308	311	315	329	336
# of Bite and Rabies Exposure Animals Processed		308	311	315	329	336
% Processed w/in 24 Hours		100%	100%	100%	100%	100%

GOAL: Animal Shelter - Rabies shipping tests processed within 5 days 90% of the time and process at least 40% of Animals for Ownership Change 80% of the time.

Performance Measures	Strategic Goal	FY 2020 Actual	FY 2021 Actual	FY 2022 Actual	FY 2023 Actual	FY 2024 Target
Rabies Shipping Tests Processed	 Efficient and Open Government	60	50	67	83	94
Rabies Shipping Tests Completed w/in 5 Days		60	50	67	83	94
% Processed Within 5 Days		100%	100%	100%	100%	100%
# of Animals Processed Through Shelter	 Efficient and Open Government	4,657	5,091	5,671	5,656	6,042
# of Animals (Ownership Change)		4,106	4,177	4,476	4,345	4,431
% Processed (Ownership change)		88%	82%	79%	83%	73%

GOAL: Development Services - Complete all building inspections within 25 working days from the date the request was made 90% of the time.

Performance Measures	Strategic Goal	FY 2020 Actual	FY 2021 Actual	FY 2022 Actual	FY 2023 Actual	FY 2024 Target
Residential Inspections Completed	 Health and Safety	2,861	3,208	2,072	1,931	1,786
Residential Inspections Completed w/in 25 Working Days of Request		2,861	3,208	2,072	1,931	1,786
% Completed w/in 25 Working Days		100%	100%	100%	100%	100%
Commercial Inspections Completed	 Health and Safety	496	583	641	705	793
Commercial Inspections Completed w/in 25 Working Days of Request		496	583	641	705	793
% Completed w/in 25 Working Days		100%	100%	100%	100%	100%

BUDGET SUMMARY

ANIMAL CONTROL

	FY 2020 Actual	FY 2021 Actual	FY 2022 Actual	FY 2023 Adopted	FY 2023 YTD Actual	FY 2024 Requested	FY 2024 Adopted	FY 2023/24 Change
Salary & Benefits	\$ 428,725	\$ 398,007	\$ 425,699	\$ 440,134	\$ 485,855	\$ 493,288	\$ 562,260	28%
Training & Travel	\$ -	\$ -	\$ 1,412	\$ 8,000	\$ 300	\$ 8,700	\$ 8,700	9%
Maintenance & Operations	\$ 35,855	\$ 35,817	\$ 29,517	\$ 53,931	\$ 33,978	\$ 78,427	\$ 108,427	101%
Capital Outlay	\$ 125,699	\$ -	\$ -	\$ -	\$ -	\$ 123,000	\$ 123,000	0%
Total	\$ 590,279	\$ 433,824	\$ 456,628	\$ 502,065	\$ 520,133	\$ 703,415	\$ 802,387 ↑	60%

DEVELOPMENT SERVICES

Public Safety

INTRODUCTION

PERSONNEL

FUND SUMMARIES

DEPARTMENTS

CAPITAL IMPROVEMENT PROGRAM

STATISTICS

POLICIES

COURT ORDERS

APPENDIX

BUDGET RECONCILIATION

FY 2024 Base Budget Adjustments	One-Time	Recurring	Total
Feral Hog Assistance	\$ -	\$ 30,000	\$ 30,000
Livestock Trailer Replacement	\$ 24,000	\$ -	\$ 24,000
Total			\$ 54,000

FY 2024 Personnel Changes

	One-Time	Recurring	Total
Addition of (1) Animal Control Officer	\$ 111,031	\$ 74,478	\$ 185,509
Total			\$ 185,509

BUDGET SUMMARY

ANIMAL SHELTER

	FY 2020 Actual	FY 2021 Actual	FY 2022 Actual	FY 2023 Adopted	FY 2023 YTD Actual	FY 2024 Requested	FY 2024 Adopted	FY 2023/24 Change
Salary & Benefits	\$ 680,607	\$ 663,546	\$ 682,868	\$ 708,399	\$ 700,111	\$ 764,422	\$ 1,022,470	44%
Training & Travel	\$ 1,715	\$ 400	\$ 2,713	\$ 4,169	\$ 1,488	\$ 4,869	\$ 5,369	29%
Maintenance & Operations	\$ 151,786	\$ 141,593	\$ 183,142	\$ 196,950	\$ 225,140	\$ 197,989	\$ 210,818	7%
Capital Outlay	\$ -	\$ -	\$ 45,091	\$ -	\$ 3,671	\$ -	\$ -	0%
Total	\$ 834,108	\$ 805,539	\$ 913,814	\$ 909,518	\$ 930,410	\$ 967,280	\$ 1,238,657 ↑	36%

BUDGET RECONCILIATION

FY 2024 Personnel Changes	One-Time	Recurring	Total
Addition of (1) Foster/Rescue/Adoption Coordinator	\$ 939	\$ 65,715	\$ 66,654
Addition of (1) Animal Services Manager	\$ 12,629	\$ 148,594	\$ 161,223
Total			\$ 227,877

BUDGET SUMMARY

DEVELOPMENT SERVICES

	FY 2020 Actual	FY 2021 Actual	FY 2022 Actual	FY 2023 Adopted	FY 2023 YTD Actual	FY 2024 Requested	FY 2024 Adopted	FY 2023/24 Change
Salary & Benefits	\$ 797,823	\$ 814,705	\$ 843,953	\$ 901,248	\$ 874,277	\$ 973,781	\$ 1,064,527	18%
Training & Travel	\$ 4,618	\$ -	\$ 3,642	\$ 10,175	\$ 2,495	\$ 11,965	\$ 11,965	18%
Maintenance & Operations	\$ 6,058	\$ 3,376	\$ 2,069	\$ 10,140	\$ 4,009	\$ 22,327	\$ 10,761	6%
Total	\$ 808,499	\$ 818,081	\$ 849,664	\$ 921,563	\$ 880,781	\$ 1,008,073	\$ 1,087,253 ↑	18%

BUDGET RECONCILIATION

FY 2024 Personnel Changes	One-Time	Recurring	Total
Additional (1) Inspector	\$ -	\$ 80,884	\$ 80,884
Tech I to Tech II	\$ -	\$ 2,053	\$ 2,053
Total			\$ 82,937

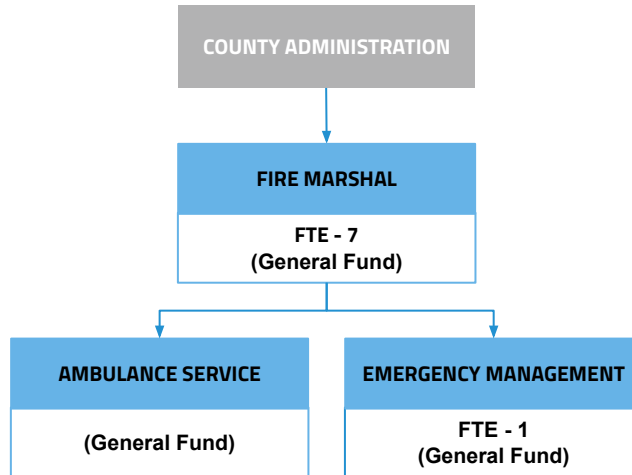
FIRE MARSHAL

Public Safety

PURPOSE

The Collin County Fire Marshal’s Office offers a number of services which include fire investigations, resolving nuisance abatements, offers public education on fire prevention & performs inspections for commercial businesses in unincorporated areas in Collin County. The Fire Marshal’s Office is dedicated to helping provide the highest quality of life sought by the Citizens of Collin County through the application of adopted codes and State statutes.

REPORTING STRUCTURE




FTE POSITION SUMMARY

	FY 2021 Adopted	FY 2022 Adopted	FY 2023 Adopted	FY 2023 YTD Actual	FY 2024 Requested	FY 2024 Adopted	FY 2023/24 Change
EMERGENCY MANAGEMENT							
Asst Emergency Mgmt Coord	-	-	1.0	1.0	-	1.0	-
Asst Emergency Mgmt Specialist	2.0	1.0	-	-	-	-	-
FIRE MARSHAL							
Administrative Secretary	1.0	1.0	1.0	1.0	-	1.0	-
Deputy Fire Marshal	2.0	3.0	4.0	4.0	-	4.0	-
Emergency Mgr / Fire Marshal	1.0	1.0	1.0	1.0	-	1.0	-
Tech I	1.0	1.0	1.0	1.0	-	1.0	-
Total	7.0	7.0	8.0	8.0	-	8.0	-

PERFORMANCE MEASURES

GOAL: *Fire Marshal - Investigate the origin and cause of fires.*

Performance Measures	Strategic Goal	FY 2020 Actual	FY 2021 Actual	FY 2022 Actual	FY 2023 Actual	FY 2024 Target
Structure Fire Investigations		26	36	47	28	34

FIRE MARSHAL

Public Safety

INTRODUCTION

PERSONNEL

FUND SUMMARIES

DEPARTMENTS

CAPITAL IMPROVEMENT PROGRAM

STATISTICS



POLICIES

COURT ORDERS


APPENDIX

PERFORMANCE MEASURES (CONTINUED)



GOAL: Conduct fire and safety inspections of commercial and public occupancies.

Performance Measures	Strategic Goal	FY 2020 Actual	FY 2021 Actual	FY 2022 Actual	FY 2023 Actual	FY 2024 Target
New Commercial Certificates of Occupancy		187	194	259	306	237
Commercial Inspections and Reinspections	 Health and Safety	1,337	1,449	2,747	3,853	2,347

GOAL: Implement, enforce, and maintain a county fire code to meet the requirements.

Performance Measures	Strategic Goal	FY 2020 Actual	FY 2021 Actual	FY 2022 Actual	FY 2023 Actual	FY 2024 Target
Permits Issued	 Health and Safety	483	508	565	1,048	651

GOAL: Emergency Management - Develop, maintain, and coordinate a comprehensive emergency management plan for Collin County and all Jurisdictions within.

Performance Measures	Strategic Goal	FY 2020 Actual	FY 2021 Actual	FY 2022 Actual	FY 2023 Actual	FY 2024 Target
Emergency Plans Reviewed, Update or Completed		2	2	-	-	2
Emergency Plans Developed, Updated and/or Reviewed	 Health and Safety	23	23	1	1	1

BUDGET SUMMARY

AMBULANCE SERVICE								
	FY 2020 Actual	FY 2021 Actual	FY 2022 Actual	FY 2023 Adopted	FY 2023 YTD Actual	FY 2024 Requested	FY 2024 Adopted	FY 2023/24 Change
Maintenance & Operations	\$ 656,351	\$ 715,162	\$ 715,317	\$ 946,029	\$ 714,820	\$ 946,029	\$ 946,029	0%
Total	\$ 656,351	\$ 715,162	\$ 715,317	\$ 946,029	\$ 714,820	\$ 946,029	\$ 946,029	0%

BUDGET SUMMARY

EMERGENCY MANAGEMENT								
	FY 2020 Actual	FY 2021 Actual	FY 2022 Actual	FY 2023 Adopted	FY 2023 YTD Actual	FY 2024 Requested	FY 2024 Adopted	FY 2023/24 Change
Salary & Benefits	\$ 32,597	\$ 210,353	\$ 104,882	\$ 114,190	\$ 114,303	\$ 115,176	\$ 127,912	12%
Training & Travel	\$ 730	\$ -	\$ 687	\$ 3,700	\$ 827	\$ 3,620	\$ 3,620	(2%)
Maintenance & Operations	\$ 1,035	\$ 454	\$ 880	\$ 2,120	\$ 1,065	\$ 2,200	\$ 2,200	4%
Total	\$ 34,362	\$ 210,807	\$ 106,449	\$ 120,010	\$ 116,195	\$ 120,996	\$ 133,732 ↑	11%

FIRE MARSHAL

Public Safety

BUDGET SUMMARY

FIRE MARSHAL									
	FY 2020	FY 2021	FY 2022	FY 2023	FY 2023	FY 2024	FY 2024	FY 2023/24	
	Actual	Actual	Actual	Adopted	YTD Actual	Requested	Adopted	Change	
Salary & Benefits	\$ 252,939	\$ 380,745	\$ 600,661	\$ 762,927	\$ 730,712	\$ 770,187	\$ 855,510	12%	
Training & Travel	\$ 3,018	\$ 1,395	\$ 4,296	\$ 13,500	\$ 7,049	\$ 13,500	\$ 13,500	0%	
Maintenance & Operations	\$ 998,460	\$ 1,005,211	\$ 1,013,367	\$ 1,008,370	\$ 1,007,742	\$ 1,008,370	\$ 1,008,370	0%	
Capital Outlay	\$ -	\$ -	\$ 13,154	\$ -	\$ 66,849	\$ -	\$ -	0%	
Total	\$ 1,254,417	\$ 1,387,351	\$ 1,631,478	\$ 1,784,797	\$ 1,812,352	\$ 1,792,057	\$ 1,877,380	↑ 5%	

INTRODUCTION

PERSONNEL

FUND SUMMARIES

DEPARTMENTS

CAPITAL IMPROVEMENT PROGRAM

STATISTICS

POLICIES

COURT ORDERS

APPENDIX

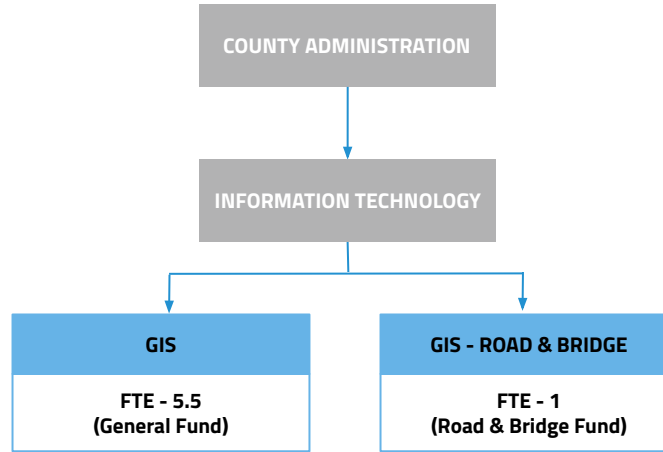
GIS

Public Safety

PURPOSE

To develop, modify, analyze and manage location-based information.

REPORTING STRUCTURE




FTE POSITION SUMMARY

	FY 2021 Adopted	FY 2022 Adopted	FY 2023 Adopted	FY 2023 YTD Actual	FY 2024 Requested	FY 2024 Adopted	FY 2023/24 Change
GIS							
GIS Analyst	2.0	2.0	2.0	2.0	-	2.0	-
GIS Coordinator	1.5	1.5	1.5	1.5	1.0	1.5	-
GIS Supervisor	1.0	1.0	1.0	1.0	-	1.0	-
IT Senior Manager	1.0	1.0	1.0	1.0	-	1.0	-
GIS - R&B							
GIS Coordinator	-	-	-	-	-	1.0	1.0
Total	5.5	5.5	5.5	5.5	1.0	6.5	1.0

PERFORMANCE MEASURES

GOAL: Rural Addressing - To Assign Addresses within 3 business days of receipt 95% of the time.

Performance Measures	Strategic Goal	FY 2020 Actual	FY 2021 Actual	FY 2022 Actual	FY 2023 Actual	FY 2024 Target
# of Addresses Assigned		2,391	3,998	4,291	7,149	5,000
# of Addresses Assigned in 3 Days or Less		1,845	1,491	1,287	214	4,750
% Assigned w/in 3 Days		77%	37%	30%	3%	95%

GIS

Public Safety

INTRODUCTION

PERSONNEL

FUND SUMMARIES

DEPARTMENTS

CAPITAL IMPROVEMENT PROGRAM

STATISTICS


POLICIES

COURT ORDERS


APPENDIX

PERFORMANCE MEASURES (CONTINUED)


GOAL: Rural Addressing - To update Annex / Deannex information within 10 business days of receipt 90% of the time.

Performance Measures	Strategic Goal	FY 2020 Actual	FY 2021 Actual	FY 2022 Actual	FY 2023 Actual	FY 2024 Target
# of Annexations / Deannexations		26	42	107	85	70
# of Annexations / Deannexations Completed w/in 10 Days	 Health and Safety	18	23	60	12	63
% Completed w/in 10 Days		69%	55%	56%	14%	90%




GOAL: Rural Addressing - To update 911 Net system for rural MSAGs within 10 business days of receipt 95% of the time.

Performance Measures	Strategic Goal	FY 2020 Actual	FY 2021 Actual	FY 2022 Actual	FY 2023 Actual	FY 2024 Target
# of MSAGs Started		511	172	278	1,500	400
# of MSAGs Entered into 911 Net System w/in 10 Days	 Health and Safety	511	172	278	1,500	380
% Entered w/in 10 Days		100%	100%	100%	100%	95%

GOAL: Rural Addressing - To process Road Name Petitions within 21 business days of receipt 90% of the time.

Performance Measures	Strategic Goal	FY 2020 Actual	FY 2021 Actual	FY 2022 Actual	FY 2023 Actual	FY 2024 Target
# of Road Name Petitions Received		18	44	27	29	25
# of Road Name Petitions Completed w/in 21 Days	 Health and Safety	17	40	21	11	23
% Completed w/in 21 Days		94%	91%	78%	38%	92%

GOAL: Cartography - To complete map requests on time based on the type of map request. Jury Trial maps should be completed on time 95% of the time and all other map requests 90% of the time.


Performance Measures	Strategic Goal	FY 2020 Actual	FY 2021 Actual	FY 2022 Actual	FY 2023 Actual	FY 2024 Target
# of Jury Trial Map Requests		-	3	2	3	4
# of Jury Trial Map Requests Completed as Identified in the Incident Management System	 Efficient and Open Government	-	3	2	3	4
% Completed on Time		-	100%	100%	100%	100%
# of Fire District Map Requests		13	6	8	14	10
# of Fire District Map Requests Completed within 1 Month	 Efficient and Open Government	13	6	8	14	9
% Completed w/in 1 Month		100%	100%	100%	100%	90%
# of Standard Map Requests		1,829	517	335	617	400
# of Standard Map Requests Completed as Identified in the Incident Management System	 Efficient and Open Government	1,829	517	335	617	360
% Completed on Time		100%	100%	100%	100%	90%

GIS

Public Safety

PERFORMANCE MEASURES (CONTINUED)

GOAL: Cartography - To complete map requests on time based on the type of map request. Jury Trial maps should be completed on time 95% of the time and all other map requests 90% of the time.

Performance Measures	Strategic Goal	FY 2020 Actual	FY 2021 Actual	FY 2022 Actual	FY 2023 Actual	FY 2024 Target
# of Custom Map Requests		124	34	456	34	50
# of Custom Map Requests Completed as Identified in the Incident Management System	 Efficient and Open Government	124	34	456	34	45
% Completed on Time		100%	100%	100%	100%	90%

BUDGET SUMMARY

GIS / RURAL ADDRESSING

	FY 2020 Actual	FY 2021 Actual	FY 2022 Actual	FY 2023 Adopted	FY 2023 YTD Actual	FY 2024 Requested	FY 2024 Adopted	FY 2023/24 Change
Salary & Benefits	\$ 722,102	\$ 721,901	\$ 749,448	\$ 800,252	\$ 776,730	\$ 861,291	\$ 868,739	9%
Training & Travel	\$ 13,750	\$ 2,490	\$ 10,619	\$ 27,900	\$ 23,937	\$ 27,900	\$ 27,900	0%
Maintenance & Operations	\$ 12,664	\$ 10,765	\$ 69,412	\$ 51,550	\$ 13,188	\$ 56,244	\$ 51,550	0%
Capital Outlay	\$ -	\$ -	\$ -	\$ 55,000	\$ -	\$ -	\$ -	(100%)
Total	\$ 748,516	\$ 735,156	\$ 829,479	\$ 934,702	\$ 813,855	\$ 945,435	\$ 948,189 ↑	1%

BUDGET SUMMARY

GIS - ROAD & BRIDGE

	FY 2020 Actual	FY 2021 Actual	FY 2022 Actual	FY 2023 Adopted	FY 2023 YTD Actual	FY 2024 Requested	FY 2024 Adopted	FY 2023/24 Change
Salary & Benefits	\$ -	\$ -	\$ -	\$ -	\$ -	\$ -	\$ 78,473	0%
Maintenance & Operations	\$ -	\$ -	\$ -	\$ -	\$ -	\$ -	\$ 4,714	0%
Total	\$ -	\$ -	\$ -	\$ -	\$ -	\$ -	\$ 83,187	0%

BUDGET RECONCILIATION

FY 2024 Personnel Changes	One-Time	Recurring	Total
GIS Coordinator	\$ 4,714	\$ 78,473	\$ 83,187
Total			\$ 83,187

INTRODUCTION

PERSONNEL

FUND SUMMARIES

DEPARTMENTS

CAPITAL IMPROVEMENT PROGRAM

STATISTICS

POLICIES

COURT ORDERS

APPENDIX

HIGHWAY PATROL

Public Safety

PURPOSE

Highway Patrol is responsible for general police traffic supervision, traffic, and criminal law enforcement on the rural highways of the County.

REPORTING STRUCTURE



FTE POSITION SUMMARY

	FY 2021 Adopted	FY 2022 Adopted	FY 2023 Adopted	FY 2023 YTD Actual	FY 2024 Requested	FY 2024 Adopted	FY 2023/24 Change
HIGHWAY PATROL							
Tech I	1.0	1.0	1.0	1.0	-	1.0	-
Total	1.0	1.0	1.0	1.0	-	1.0	-

BUDGET SUMMARY

HIGHWAY PATROL								
	FY 2020 Actual	FY 2021 Actual	FY 2022 Actual	FY 2023 Adopted	FY 2023 YTD Actual	FY 2024 Requested	FY 2024 Adopted	FY 2023/24 Change
Salary & Benefits	\$ 29,479	\$ 28,395	\$ 24,935	\$ 39,455	\$ 17,480	\$ 38,313	\$ 40,836	4%
Total	\$ 29,479	\$ 28,395	\$ 24,935	\$ 39,455	\$ 17,480	\$ 38,313	\$ 40,836 ↑	4%


JUVENILE

Public Safety

PURPOSE

The Juvenile Justice department promotes a balanced and restorative justice approach throughout the juvenile justice continuum to include both sanctions and rehabilitation through intervention services. Such efforts will address both offender accountability and provide for a safe and secure community.

REPORTING STRUCTURE



FTE POSITION SUMMARY

	FY 2021 Adopted	FY 2022 Adopted	FY 2023 Adopted	FY 2023 YTD Actual	FY 2024 Requested	FY 2024 Adopted	FY 2023/24 Change
JJAEF							
Juvenile Alt Educ Prog Coord	1.0	1.0	1.0	1.0	-	1.0	-
Juvenile Probation Officer	5.0	5.0	5.0	5.0	-	5.0	-
JUVENILE DETENTION							
Administrative Secretary	1.0	1.0	1.0	1.0	-	1.0	-
Asst Detention Superintendent	1.0	1.0	1.0	1.0	-	1.0	-
Food Service Tech	1.0	1.0	1.0	1.0	-	1.0	-
Juvenile Detention Superintend	1.0	1.0	1.0	1.0	-	1.0	-
Juvenile Detention Unit Supvr	5.0	5.0	5.0	5.0	-	5.0	-
Juvenile Service Compliance	1.0	1.0	1.0	1.0	-	1.0	-
Juvenile Supervision Officer	78.0	78.0	78.0	78.0	4.0	78.0	-
Lead Juv Supervision Officer	4.0	4.0	4.0	4.0	-	4.0	-
JUVENILE PROBATION							
Administrative Secretary	3.0	3.0	3.0	3.0	1.0	3.0	-
Adolescent Counselor	5.0	5.0	6.0	6.0	-	6.0	-
Adolescent Counselor CTD Grant	1.0	1.0	1.0	1.0	-	1.0	-
Assistant Director	1.0	1.0	1.0	-	-	-	-
Assistant Director Juvenile	-	-	-	1.0	-	1.0	-
Budget Technician	1.0	1.0	1.0	1.0	-	1.0	-
Clinical Services Coordinator	1.0	1.0	1.0	1.0	-	1.0	-
Compliance Officer	-	-	1.0	-	-	-	-
Director Of Juvenile Services	1.0	1.0	1.0	1.0	-	1.0	-
Functional Analyst	1.0	1.0	1.0	1.0	-	1.0	-
Juvenile Court Liaison	2.0	2.0	2.0	2.0	-	2.0	-

INTRODUCTION

PERSONNEL

FUND SUMMARIES

DEPARTMENTS

CAPITAL IMPROVEMENT PROGRAM

STATISTICS

POLICIES

COURT ORDERS

APPENDIX

JUVENILE

Public Safety

FTE POSITION SUMMARY (CONTINUED)

	FY 2021 Adopted	FY 2022 Adopted	FY 2023 Adopted	FY 2023 YTD Actual	FY 2024 Requested	FY 2024 Adopted	FY 2023/24 Change
Juvenile Court Liaison-Grant	-	-	-	1.0	-	1.0	-
Juvenile Crt Liaison CTD Grant	1.0	1.0	1.0	-	-	-	-
Juvenile Prob Off - CTD	0.5	0.5	0.5	-	-	-	-
Juvenile Prob Off - DSA Grant	2.0	2.0	2.0	-	-	-	-
Juvenile Prob Off - MFG	-	-	0.5	-	-	-	-
Juvenile Prob Officer-Grant	-	-	-	3.0	-	3.0	-
Juvenile Probation Officer	20.0	20.0	20.0	20.0	6.0	26.0	6.0
Juvenile Probation Officer JMH	-	-	1.0	-	-	-	-
Juvenile Probation Unit Supvr	3.0	3.0	3.0	3.0	1.0	4.0	1.0
Juvenile Resource/Special Prog	1.0	1.0	1.0	1.0	-	1.0	-
Juvenile Service Compliance	-	-	-	1.0	-	1.0	-
Lead Juv Probation Officer	4.0	4.0	4.0	4.0	-	4.0	-
Office Coordinator	1.0	1.0	1.0	1.0	-	1.0	-
Secretary	1.0	1.0	1.0	1.0	-1.0	1.0	-
JUVENILE PROBATION JUV PROB - GRANT N							
Adolescent Counselor	1.0	1.0	1.0	1.0	-	1.0	-
Total	148.5	148.5	152.0	151.0	11.0	158.0	7.0

BUDGET SUMMARY

JUVENILE DETENTION								
	FY 2020 Actual	FY 2021 Actual	FY 2022 Actual	FY 2023 Adopted	FY 2023 YTD Actual	FY 2024 Requested	FY 2024 Adopted	FY 2023/24 Change
Salary & Benefits	\$ 7,942,416	\$ 7,664,177	\$ 8,142,008	\$ 8,500,049	\$ 9,132,693	\$ 8,722,316	\$ 9,222,026	9%
Training & Travel	\$ 4,960	\$ 35,498	\$ 5,766	\$ 39,027	\$ 31,500	\$ 46,154	\$ 42,154	8%
Maintenance & Operations	\$ 712,177	\$ 771,381	\$ 885,844	\$ 1,159,627	\$ 874,468	\$ 1,119,092	\$ 1,408,487	22%
Capital Outlay	\$ -	\$ 66,058	\$ -	\$ -	\$ -	\$ -	\$ -	0%
Total	\$ 8,659,553	\$ 8,537,114	\$ 9,033,618	\$ 9,698,703	\$ 10,038,661	\$ 9,887,562	\$ 10,672,667	10%

BUDGET RECONCILIATION

FY 2024 Base Budget Adjustments	One-Time	Recurring	Total
Increase to Detention Supplies Budget	\$ -	\$ 5,000	\$ 5,000
Increase to Food Supplies Budget	\$ -	\$ 17,500	\$ 17,500
Increase to Janitorial Supplies Budget	\$ -	\$ 5,500	\$ 5,500
Inmate and Food Service Award Contract	\$ -	\$ 320,987	\$ 320,987
Total			\$ 348,987

INTRODUCTION

PERSONNEL

FUND SUMMARIES

DEPARTMENTS

CAPITAL IMPROVEMENT PROGRAM

STATISTICS

POLICIES

COURT ORDERS

APPENDIX

JUVENILE

Public Safety

INTRODUCTION

PERSONNEL

FUND SUMMARIES

DEPARTMENTS

CAPITAL IMPROVEMENT PROGRAM

STATISTICS

POLICIES

COURT ORDERS

APPENDIX

BUDGET SUMMARY

JJAEP								
	FY 2020 Actual	FY 2021 Actual	FY 2022 Actual	FY 2023 Adopted	FY 2023 YTD Actual	FY 2024 Requested	FY 2024 Adopted	FY 2023/24 Change
Salary & Benefits	\$ 275,329	\$ 385,408	\$ 664,028	\$ 614,520	\$ 771,944	\$ 608,667	\$ 668,087	9%
Training & Travel	\$ 1,625	\$ 1,240	\$ 5,649	\$ 6,000	\$ 5,051	\$ 6,000	\$ 6,000	0%
Maintenance & Operations	\$ 263,141	\$ 338,052	\$ 204,396	\$ 434,837	\$ -	\$ 434,837	\$ 455,337	5%
Capital Outlay	\$ -	\$ -	\$ -	\$ -	\$ -	\$ 120,000	\$ -	0%
Total	\$ 540,095	\$ 724,700	\$ 874,073	\$ 1,055,357	\$ 776,995	\$ 1,169,504	\$ 1,129,424 ↑	7%

BUDGET RECONCILIATION

FY 2024 Base Budget Adjustments	One-Time	Recurring	Total
Technology Improvement for Fiber Connectivity and Hardware	\$ -	\$ 120,000	\$ 120,000
Inmate and Food Service Award Contract	\$ -	\$ 20,500	\$ 20,500
Total			\$ 140,500

BUDGET SUMMARY

JUVENILE PROBATION								
	FY 2020 Actual	FY 2021 Actual	FY 2022 Actual	FY 2023 Adopted	FY 2023 YTD Actual	FY 2024 Requested	FY 2024 Adopted	FY 2023/24 Change
Salary & Benefits	\$ 2,784,382	\$ 2,723,897	\$ 2,686,874	\$ 3,736,718	\$ 3,035,279	\$ 4,145,337	\$ 4,671,783	25%
Training & Travel	\$ 26,782	\$ 24,486	\$ 53,805	\$ 62,580	\$ 52,557	\$ 73,080	\$ 73,080	17%
Maintenance & Operations	\$ 482,296	\$ 470,555	\$ 547,398	\$ 571,990	\$ 568,143	\$ 720,654	\$ 720,654	26%
Total	\$ 3,293,460	\$ 3,218,938	\$ 3,288,077	\$ 4,371,288	\$ 3,655,979	\$ 4,939,071	\$ 5,465,517 ↑	25%

BUDGET RECONCILIATION

FY 2024 Base Budget Adjustments	One-Time	Recurring	Total
Electronic Monitoring Contract Services	\$ -	\$ 78,000	\$ 78,000
Total			\$ 78,000

FY 2024 Personnel Change	One-Time	Recurring	Total
Creation of One (1) Juvenile Probation Unit-Supervisor and Six (6) Juvenile Probation Officer Positions for Department Court Intake Services and Operating Funds	\$ 78,237	\$ 543,865	\$ 622,102
Total			\$ 622,102

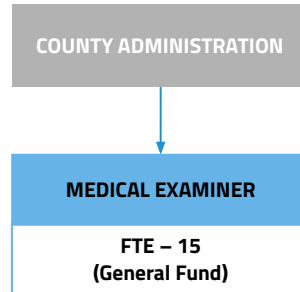
MEDICAL EXAMINER

Public Safety

PURPOSE

The purpose of the Medical Examiner’s Office is to serve the public and judicial needs of Collin County by investigating each death reported to establish a competent cause and manner of death in accordance with Medical Examiner Law in the Texas Code of Criminal Procedure, Article 49.25. The law also assigns the duties of proper identification of deceased individuals, issuance of cremation permits and maintenance of records.

REPORTING STRUCTURE



FTE POSITION SUMMARY

	FY 2021 Adopted	FY 2022 Adopted	FY 2023 Adopted	FY 2023 YTD Actual	FY 2024 Requested	FY 2024 Adopted	FY 2023/24 Change
MEDICAL EXAMINER							
Assistant Medical Examiner	1.0	1.0	1.0	1.0	-	1.0	-
Autopsy Technician	2.0	2.0	2.0	2.0	1.0	3.0	1.0
Chief Field Agent	1.0	1.0	1.0	1.0	-	1.0	-
Field Agent	6.0	6.0	6.0	6.0	2.0	7.0	1.0
Medical Examiner	1.0	1.0	1.0	1.0	1.0	1.0	-
Office Administrator	1.0	1.0	1.0	1.0	-	1.0	-
Secretary	1.0	1.0	1.0	1.0	-	1.0	-
Total	13.0	13.0	13.0	13.0	4.0	15.0	2.0

PERFORMANCE MEASURES

GOAL: Establish a competent cause and manner of death for each death reported to the office.

Performance Measures	Strategic Goal	FY 2020 Actual	FY 2021 Actual	FY 2022 Actual	FY 2023 Actual	FY 2024 Target
# of Scene Visits	Efficient and Open Government	163	148	292	346	469
# of Autopsies		281	310	319	309	319
# of Deaths Investigated		5,114	5,539	5,439	5,348	5,434
# of Death Certificates Issued		1,020	1,099	1,084	1,130	1,170

MEDICAL EXAMINER

Public Safety

BUDGET SUMMARY

MEDICAL EXAMINER								
	FY 2020 Actual	FY 2021 Actual	FY 2022 Actual	FY 2023 Adopted	FY 2023 YTD Actual	FY 2024 Requested	FY 2024 Adopted	FY 2023/24 Change
Salary & Benefits	\$ 839,250	\$ 1,237,690	\$ 1,799,235	\$ 1,955,528	\$ 2,094,840	\$ 2,618,624	\$ 2,201,516	13%
Training & Travel	\$ 4,192	\$ 1,546	\$ 2,362	\$ 5,000	\$ 4,148	\$ 24,000	\$ 19,000	280%
Maintenance & Operations	\$ 542,255	\$ 586,540	\$ 615,626	\$ 610,539	\$ 652,571	\$ 810,636	\$ 710,964	16%
Capital Outlay	\$ -	\$ -	\$ -	\$ -	\$ 1,868	\$ 107,071	\$ -	0%
Total	\$ 1,385,697	\$ 1,825,776	\$ 2,417,223	\$ 2,571,067	\$ 2,753,427	\$ 3,560,331	\$ 2,931,480 ↑	14%

BUDGET RECONCILIATION			
FY 2024 Base Budget Adjustments	One-Time	Recurring	Total
Increase to Training/Travel	\$ -	\$ 14,000	\$ 14,000
Increase to Ambulance/Transport line	\$ -	\$ 30,000	\$ 30,000
Increase to Consultants line	\$ -	\$ 5,000	\$ 5,000
Increase to Lab Services line	\$ -	\$ 50,000	\$ 50,000
Increase to Medical Supplies line	\$ -	\$ 15,000	\$ 15,000
Total			\$ 114,000

FY 2024 Personnel Changes	One-Time	Recurring	Total
Addition of (1) Autopsy Tech	\$ -	\$ 65,165	\$ 65,165
Addition of (1) Field Agent	\$ -	\$ 84,328	\$ 84,328
Total			\$ 149,493

INTRODUCTION

PERSONNEL

FUND SUMMARIES

DEPARTMENTS

CAPITAL IMPROVEMENT PROGRAM

STATISTICS

POLICIES

COURT ORDERS

APPENDIX

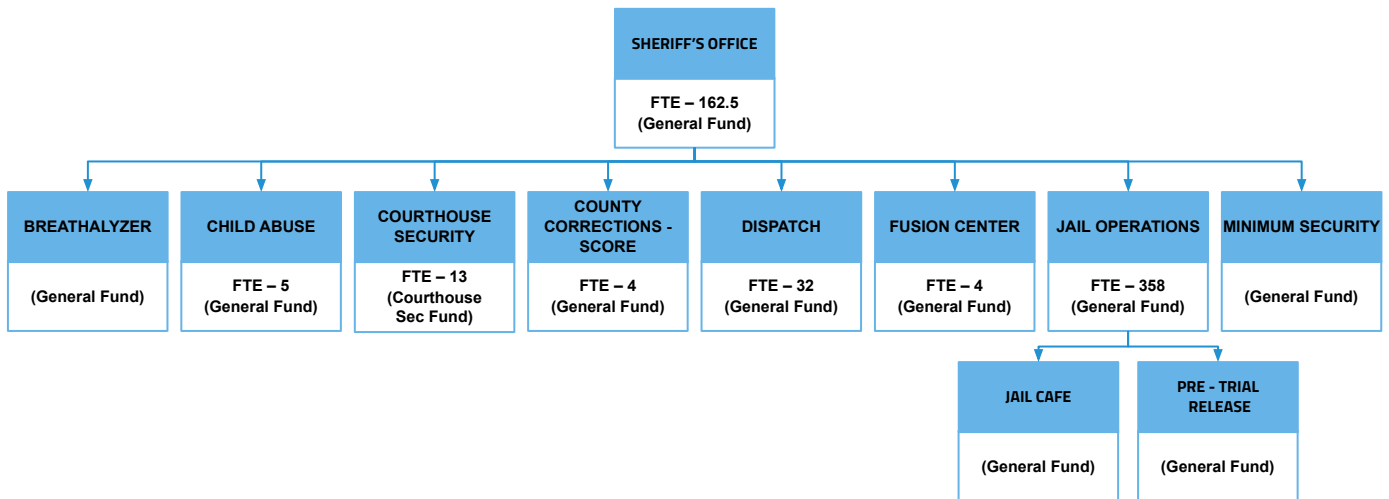
SHERIFF'S OFFICE

Public Safety

PURPOSE

The Collin County Sheriff's Office is responsible for law enforcement in the unincorporated areas of County and for management and operation of the various Collin County Adult Centers. The Sheriff's Office provides the following services; Criminal Investigations, Patrol, Dispatch, Mental Health Services, Civil Services, Crime Prevention, Mental Health Services, In-House Training, Criminal Warrants and Judicial Services. The Sheriff's Office oversees various departments including Child Abuse Task Force, County Corrections, Jail, Minimum Security, Pre Trial Release and their functions.

REPORTING STRUCTURE



FTE POSITION SUMMARY

	FY 2021 Adopted	FY 2022 Adopted	FY 2023 Adopted	FY 2023 YTD Actual	FY 2024 Requested	FY 2024 Adopted	FY 2023/24 Change
CHILD ABUSE							
Deputy Sheriff	3.0	3.0	3.0	3.0	-	3.0	-
Lieutenant	1.0	1.0	1.0	1.0	-	1.0	-
Secretary	1.0	-	-	-	-	-	-
Sergeant	1.0	1.0	1.0	1.0	-	1.0	-
COUNTY CORRECTIONS - SCORE							
Detention Officer	4.0	4.0	4.0	4.0	-	4.0	-
COURTHOUSE SECURITY							
Lead Security Guard	1.0	1.0	1.0	1.0	-	1.0	-
Security Guard	12.0	12.0	12.0	12.0	-	12.0	-
DISPATCH							
Assistant Communications Supv	3.0	4.0	4.0	4.0	-	4.0	-
Dispatcher	25.0	24.0	26.0	26.0	-	26.0	-
Geocode Tech Coordinator	1.0	1.0	1.0	1.0	-	1.0	-
Pub Safety Communication Mgr	1.0	1.0	1.0	1.0	-	1.0	-
FUSION CENTER							
Administrative Secretary	1.0	1.0	1.0	1.0	-	1.0	-
Research Analyst	2.0	2.0	2.0	2.0	-	2.0	-

SHERIFF'S OFFICE

Public Safety

FTE POSITION SUMMARY (CONTINUED)

	FY 2021 Adopted	FY 2022 Adopted	FY 2023 Adopted	FY 2023 YTD Actual	FY 2024 Requested	FY 2024 Adopted	FY 2023/24 Change
Research Specialist	1.0	1.0	-	-	-	-	-
Research Specialist-Grant	-	-	-	1.0	-	1.0	-
JAIL OPERATIONS							
Administrative Secretary	2.0	2.0	2.0	2.0	-	2.0	-
Assistant Chief Deputy	1.0	1.0	1.0	1.0	-	1.0	-
Captain	4.0	5.0	5.0	5.0	-	5.0	-
Commander	2.0	2.0	2.0	2.0	-	2.0	-
Community Corrections Officer	1.0	1.0	1.0	1.0	-	1.0	-
Courthouse Deputy	1.0	1.0	1.0	1.0	-	1.0	-
Detention Officer	277.0	277.0	277.0	277.0	-	291.0	14.0
Food Service Supervisor	1.0	1.0	1.0	1.0	-	-	-1.0
Food Service Tech	9.0	9.0	9.0	9.0	-	-	-9.0
Information Clerk/Receptionist	6.0	6.0	6.0	6.0	-	6.0	-
Inmate Program Coordinator	1.0	1.0	1.0	1.0	-	1.0	-
Jail Case Coordinator	1.0	1.0	1.0	1.0	-	1.0	-
Jail Case Officer	3.0	3.0	3.0	3.0	-	3.0	-
Jail Sergeant	27.0	28.0	27.0	27.0	-	29.0	2.0
Lieutenant	14.0	14.0	14.0	14.0	-	14.0	-
Secretary	1.0	1.0	1.0	1.0	-	1.0	-
SHERIFF'S OFFICE							
A.F.I.S. Technician	1.0	1.0	1.0	1.0	-1.0	-	-1.0
Administrative Secretary	3.0	3.0	3.0	3.0	-	3.0	-
Assistant Chief Deputy	2.0	2.0	2.0	2.0	1.0	3.0	1.0
Budget Technician	1.0	1.0	1.0	1.0	-	1.0	-
Captain	4.0	4.0	4.0	4.0	-	4.0	-
Chief Deputy	1.0	1.0	1.0	1.0	-	1.0	-
Corporal	5.0	5.0	5.0	5.0	-1.0	4.0	-1.0
Crim Justice Info Spec	14.0	14.0	15.0	15.0	-	15.0	-
Crim Justice Info Supervisor	1.0	1.0	1.0	1.0	-	1.0	-
Criminal Investigator	1.0	1.0	1.0	-	-	-	-
Criminalist	1.0	1.0	1.0	1.0	1.0	2.0	1.0
Deputy Sheriff	78.0	80.0	80.0	84.0	-4.0	85.0	1.0
Deputy Sheriff - Courthouse	-	-	-	-	5.0	-	-
Deputy Sheriff - General Crimes	-	-	-	-	2.0	-	-
Deputy Sheriff - Narcotics	-	-	-	-	2.0	-	-
Deputy Sheriff - Recruit	4.0	2.0	6.0	5.0	-	8.0	3.0
Functional Analyst	1.0	1.0	1.0	1.0	-	1.0	-
Information Clerk/Receptionist	1.0	1.0	1.0	1.0	-	1.0	-

INTRODUCTION

PERSONNEL

FUND SUMMARIES

DEPARTMENTS

CAPITAL IMPROVEMENT PROGRAM

STATISTICS

POLICIES

COURT ORDERS

APPENDIX

SHERIFF'S OFFICE


Public Safety

FTE POSITION SUMMARY (CONTINUED)

	FY 2021 Adopted	FY 2022 Adopted	FY 2023 Adopted	FY 2023 YTD Actual	FY 2024 Requested	FY 2024 Adopted	FY 2023/24 Change
Inventory Control Clerk	1.5	1.5	1.5	1.5	-	1.5	-
Lead Clerk	-	-	1.0	1.0	-	1.0	-
Legal Advisor	1.0	1.0	1.0	1.0	-	1.0	-
Lieutenant	6.0	6.0	6.0	6.0	2.0	8.0	2.0
Office Coordinator	1.0	1.0	1.0	1.0	-	1.0	-
Open Records Tech	-	-	1.0	1.0	-	1.0	-
Payroll Specialist	2.0	2.0	2.0	2.0	-	2.0	-
Public Svcs Officer	1.0	1.0	1.0	1.0	-	1.0	-
Rangemaster	-	-	-	-	1.0	-	-
Research Analyst	1.0	1.0	1.0	1.0	-	1.0	-
Secretary	-	1.0	1.0	1.0	-1.0	-	-1.0
Sergeant	8.0	8.0	8.0	8.0	3.0	11.0	3.0
Sergeant - Courthouse	-	-	-	-	1.0	-	-
Sergeant -Courthouse	-	-	-	-	-	1.0	1.0
Sheriff	1.0	1.0	1.0	1.0	-	1.0	-
Tech II	2.0	2.0	2.0	2.0	-	2.0	-
Victim Assistance Coordinator	1.0	1.0	1.0	1.0	-	1.0	-
Total	551.5	553.5	560.5	563.5	11.0	578.5	15.0

PERFORMANCE MEASURES

GOAL: Support Services - Process 95% of all warrants received within 24 hours of receiving.



Performance Measures	Strategic Goal	FY 2020 Actual	FY 2021 Actual	FY 2022 Actual	FY 2023 Actual	FY 2024 Target
# of Warrants Received		12,125	11,490	12,940	12,415	12,000
# of Warrants Processed		12,125	11,490	12,923	12,319	12,000
# of Warrants Processed within 24 Hours		11,713	11,354	12,795	12,319	11,400
% Completed w/in 24 Hours		97%	99%	99%	99%	95%

SHERIFF'S OFFICE



Public Safety

PERFORMANCE MEASURES (CONTINUED)



GOAL: Support Services - Process Public Information Requests within 10 business days or less without modification 70% of the time. Process Public Information Requests within 90 days or less with modification 30% of the time.

Performance Measures	Strategic Goal	FY 2020 Actual	FY 2021 Actual	FY 2022 Actual	FY 2023 Actual	FY 2024 Target
# of Public Information Requests Received		1,552	2,242	2,699	3,435	2,400
# of Public Information Requests Processed	 Efficient and Open Government	1,292	2,217	2,584	3,435	2,400
# of Public Information Requests Processed w/in 10 Business Days		1,111	1,823	2,460	3,017	1,670
% Completed w/in 10 Business Days		86%	82%	95%	88%	70%
# of Public Information Requests Received		1,552	2,242	2,699	3,435	2,400
# of Public Information Requests Processed w/in 90 Days	 Efficient and Open Government	430	410	239	418	730
% Completed w/in 90 Days		28%	18%	9%	12%	30%

GOAL: Records - Accurately enter records into the system (TLETS) within 3 business days 95% of the time.

Performance Measures	Strategic Goal	FY 2020 Actual	FY 2021 Actual	FY 2022 Actual	FY 2023 Actual	FY 2024 Target
# of Records Entered into System		369,896	330,875	426,286	493,093	400,000
# of Records Entered into System Accurately	 Health and Safety	367,261	328,907	422,977	489,555	380,000
% Entered Accurately		99%	99%	99%	99%	95%
# of Records Entered into System Accurately & in 3 Business Days	 Health and Safety	367,262	328,907	422,977	489,555	362,000
% Entered Accurately & 3 Bus Days		100%	100%	100%	99%	95%

GOAL: Dispatch - Respond to all 911 calls within 1 ring 100% of the time and all non-emergency calls within 2 rings 100% of the time.

Performance Measures	Strategic Goal	FY 2020 Actual	FY 2021 Actual	FY 2022 Actual	FY 2023 Actual	FY 2024 Target
# of 911 Calls Taken		62,179	70,080	65,994	74,147	70,000
# of 911 Calls Responded w/in 1 Ring	 Health and Safety	61,119	67,818	57,709	72,706	70,000
Percent 911 Calls Responded w/in 1 Ring		98%	97%	87%	98%	100%
# of Non-Emergency Calls Taken		106,189	110,803	114,829	128,681	115,000
# of Non-Emergency Calls Responded w/in 2 Rings	 Health and Safety	104,801	105,881	112,715	122,149	115,000
% Non-Emergency Calls Responded w/in 2 Rings		99%	96%	98%	95%	100%

INTRODUCTION

PERSONNEL

FUND SUMMARIES

DEPARTMENTS

CAPITAL IMPROVEMENT PROGRAM

STATISTICS

POLICIES

COURT ORDERS

APPENDIX

SHERIFF'S OFFICE

Public Safety

INTRODUCTION

PERSONNEL

FUND SUMMARIES

DEPARTMENTS

CAPITAL IMPROVEMENT PROGRAM

STATISTICS


POLICIES

COURT ORDERS


APPENDIX

PERFORMANCE MEASURES (CONTINUED)




GOAL: Jail - Enter inmate information in the system within 2 hours of receiving 98% of the time.

Performance Measures	Strategic Goal	FY 2020 Actual	FY 2021 Actual	FY 2022 Actual	FY 2023 Actual	FY 2024 Target
# of Inmate Information Files		14,265	13,843	15,201	15,966	15,000
# of Inmate Information Files Entered into System w/in 2 Hours of Receiving		5,812	4,379	3,382	2,417	14,700
% Entered w/in 2 Hours	Health and Safety	41%	32%	22%	15%	98%

GOAL: Jail - Provide various programs and enroll inmates within 7 days of request 90% of the time.

Performance Measures	Strategic Goal	FY 2020 Actual	FY 2021 Actual	FY 2022 Actual	FY 2023 Actual	FY 2024 Target
# of Programs Provided		492	492	493	300	492
# of Program Enrollments		5,675	647	2,946	6,757	2,000
# of Program Enrollments w/in 7 Days of Request	Health and Safety	5,145	514	2,633	4,958	1,800
% Enrollments w/in 7 Days		91%	79%	89%	73%	90%

GOAL: Jail - Detention Officers complete jail post training by the jail training officer 90% of the time. For those that need extended training to have it completed within 34 days 95% of the time. All temporary licensed Detention Officers to receive their jailers license within 9 months of hire 90% of the time.


Performance Measures	Strategic Goal	FY 2020 Actual	FY 2021 Actual	FY 2022 Actual	FY 2023 Actual	FY 2024 Target
# of Detention Officers Assigned to Post Training		184	187	282	340	189
# of Detention Officers Who Completed Jail Post Training		89	74	96	99	100
# of Detention Officers Who Completed Required Jail Post Training without Extension	Health and Safety	66	54	80	84	90
% Completed Required Jail Post Training		74%	73%	83%	25%	90%
# of Detention Officers with Training Extended		30	18	16	15	20
# of Detention Officers Who Completed Extended Jail Post Training w/in 34 Days		25	55	15	26	19
% Completed Extended Jail Post Training w/in 34 Days	Health and Safety	83%	306%	94%	173%	95%
# of Detention Officers Who Obtained a Jailers License		53	37	47	79	45
# of Detention Officers Who Obtained a Jailers License w/in 9 Months of Hire		30	24	39	60	41
% Obtained Jailers License w/in 9 Months of Hire	Health and Safety	57%	65%	83%	76%	91%

SHERIFF'S OFFICE

Public Safety

PERFORMANCE MEASURES (CONTINUED)

GOAL: Pre-Trial Release - Screen all inmates booked into the Collin County Detention Facility for eligibility for Pre-Trial Release Bond 85% of the time.

Performance Measures	Strategic Goal	FY 2020 Actual	FY 2021 Actual	FY 2022 Actual	FY 2023 Actual	FY 2024 Target
Pre-Trial Release Fees Collected		\$7,642	\$5,375	\$6,625	\$7,355	\$8,000
# of Inmates Booked into Facility		13,825	13,517	14,765	15,187	14,000
# of Inmates Screened for PTR Eligibility	Health and Safety	10,864	10,589	11,334	11,146	11,900
% Screened for PTR Eligibility		79%	78%	77%	73%	85%

BUDGET SUMMARY

SHERIFF'S OFFICE								
	FY 2020 Actual	FY 2021 Actual	FY 2022 Actual	FY 2023 Adopted	FY 2023 YTD Actual	FY 2024 Requested	FY 2024 Adopted	FY 2023/24 Change
Salary & Benefits	\$ 8,720,408	\$ 11,892,533	\$ 15,775,035	\$ 17,363,759	\$ 16,700,124	\$ 18,675,810	\$ 20,284,195	17%
Training & Travel	\$ 130,744	\$ 231,355	\$ 180,634	\$ 213,795	\$ 213,434	\$ 248,075	\$ 230,955	8%
Maintenance & Operations	\$ 516,915	\$ 474,316	\$ 444,297	\$ 480,928	\$ 573,876	\$ 1,045,958	\$ 709,032	47%
Capital Outlay	\$ 135,526	\$ 397,647	\$ 59,619	\$ -	\$ 133,549	\$ 785,048	\$ -	0%
Total	\$ 9,503,593	\$ 12,995,851	\$ 16,459,585	\$ 18,058,482	\$ 17,620,983	\$ 20,754,891	\$ 21,224,182 ↑	18%

INTRODUCTION

PERSONNEL

FUND SUMMARIES

DEPARTMENTS

CAPITAL IMPROVEMENT PROGRAM

STATISTICS

POLICIES

COURT ORDERS

APPENDIX

SHERIFF'S OFFICE

Public Safety

BUDGET RECONCILIATION			
FY 2024 Base Budget Adjustments	One-Time	Recurring	Total
Rangemaster Stipend	\$ -	\$ 5,387	\$ 5,387
Additional SWAT Members	\$ -	\$ 2,109	\$ 2,109
Rifle Replacements	\$ 25,370	\$ -	\$ 25,370
Lease Vehicle Increase	\$ -	\$ 13,464	\$ 13,464
CEU - GrayKey	\$ 12,783	\$ 1,800	\$ 14,583
Bulletproof Vest Replacements	\$ 130,601	\$ -	\$ 130,601
Taser Replacements	\$ 28,884	\$ -	\$ 28,884
Total			\$ 220,398

FY 2024 Personnel Changes	One-Time	Recurring	Total
(2) CID - Criminal Investigators (Narcotics)	\$ -	\$ 200,236	\$ 200,236
(2) CID - Criminal Investigators (General Crimes)	\$ -	\$ 200,236	\$ 200,236
Deputy Sheriff to Assistant Chief	\$ -	\$ 24,119	\$ 24,119
Corporal to Sergeant	\$ -	\$ 4,925	\$ 4,925
AFIS Tech to Criminalist	\$ -	\$ 9,978	\$ 9,978
(2) Patrol - Lieutenants	\$ -	\$ 233,530	\$ 233,530
(3) Deputy Sheriffs - Courthouse Security	\$ -	\$ 298,734	\$ 298,734
Sergeant - Courthouse Security	\$ -	\$ 110,642	\$ 110,642
(2) Deputy to Sergeant for CEU & Mental Health	\$ -	\$ 20,004	\$ 20,004
Eliminate Secretary	\$ -	\$ (61,313)	\$ (61,313)
Total			\$ 1,041,091

BUDGET SUMMARY

BREATHALYZER PROGRAM								
	FY 2020 Actual	FY 2021 Actual	FY 2022 Actual	FY 2023 Adopted	FY 2023 YTD Actual	FY 2024 Requested	FY 2024 Adopted	FY 2023/24 Change
Maintenance & Operations	\$ 24,931	\$ 24,675	\$ 24,311	\$ 30,000	\$ 24,931	\$ 30,000	\$ 30,000	0%
Total	\$ 24,931	\$ 24,675	\$ 24,311	\$ 30,000	\$ 24,931	\$ 30,000	\$ 30,000	0%

BUDGET SUMMARY

CHILD ABUSE								
	FY 2020 Actual	FY 2021 Actual	FY 2022 Actual	FY 2023 Adopted	FY 2023 YTD Actual	FY 2024 Requested	FY 2024 Adopted	FY 2023/24 Change
Salary & Benefits	\$ 86,242	\$ 341,424	\$ 569,637	\$ 643,228	\$ 661,830	\$ 666,890	\$ 741,294	15%
Training & Travel	\$ -	\$ 3,144	\$ 2,715	\$ 5,240	\$ 1,927	\$ 5,240	\$ 5,240	0%
Maintenance & Operations	\$ -	\$ 1,747	\$ 455	\$ 1,000	\$ 516	\$ 9,564	\$ 9,564	856%
Total	\$ 86,242	\$ 346,315	\$ 572,807	\$ 649,468	\$ 664,273	\$ 681,694	\$ 756,098 ↑	16%

SHERIFF'S OFFICE

Public Safety

INTRODUCTION

PERSONNEL

FUND SUMMARIES

DEPARTMENTS

CAPITAL IMPROVEMENT PROGRAM

STATISTICS

POLICIES

COURT ORDERS

APPENDIX

BUDGET RECONCILIATION			
FY 2024 Base Budget Adjustments	One-Time	Recurring	Total
Bulletproof Vest Replacements	\$ 8,564	\$ -	\$ 8,564
Total			\$ 8,564

BUDGET SUMMARY								
COURTHOUSE SECURITY								
	FY 2020 Actual	FY 2021 Actual	FY 2022 Actual	FY 2023 Adopted	FY 2023 YTD Actual	FY 2024 Requested	FY 2024 Adopted	FY 2023/24 Change
Salary & Benefits	\$ 381,935	\$ 571,945	\$ 781,686	\$ 868,765	\$ 827,985	\$ 847,400	\$ 991,631	14%
Maintenance & Operations	\$ 2,363	\$ 893	\$ 2,864	\$ 3,750	\$ 3,071	\$ 24,004	\$ 24,004	540%
Total	\$ 384,298	\$ 572,838	\$ 784,550	\$ 872,515	\$ 831,056	\$ 871,404	\$ 1,015,635 ↑	16%

BUDGET RECONCILIATION			
FY 2024 Base Budget Adjustments	One-Time	Recurring	Total
Bulletproof Vest Replacements	\$ 20,254	\$ -	\$ 20,254
Total			\$ 20,254

BUDGET SUMMARY								
COUNTY CORRECTIONS								
	FY 2020 Actual	FY 2021 Actual	FY 2022 Actual	FY 2023 Adopted	FY 2023 YTD Actual	FY 2024 Requested	FY 2024 Adopted	FY 2023/24 Change
Salary & Benefits	\$ 349,540	\$ 350,391	\$ 379,202	\$ 407,026	\$ 319,516	\$ 358,616	\$ 413,107	2%
Total	\$ 349,540	\$ 350,391	\$ 379,202	\$ 407,026	\$ 319,516	\$ 358,616	\$ 413,107 ↑	2%

BUDGET SUMMARY								
DISPATCH								
	FY 2020 Actual	FY 2021 Actual	FY 2022 Actual	FY 2023 Adopted	FY 2023 YTD Actual	FY 2024 Requested	FY 2024 Adopted	FY 2023/24 Change
Salary & Benefits	\$ 2,169,847	\$ 2,327,771	\$ 2,397,736	\$ 2,761,337	\$ 2,656,555	\$ 2,743,045	\$ 2,991,306	8%
Training & Travel	\$ 200	\$ 3,582	\$ 3,497	\$ 8,697	\$ 4,559	\$ 8,015	\$ 8,015	(8%)
Maintenance & Operations	\$ 614,156	\$ 552,946	\$ 484,433	\$ 970,354	\$ 788,754	\$ 1,171,036	\$ 971,036	0%
Capital Outlay	\$ -	\$ -	\$ 44,382	\$ -	\$ -	\$ -	\$ 200,000	0%
Total	\$ 2,784,203	\$ 2,884,299	\$ 2,930,048	\$ 3,740,388	\$ 3,449,868	\$ 3,922,096	\$ 4,170,357 ↑	12%

BUDGET RECONCILIATION			
FY 2024 Base Budget Adjustments	One-Time	Recurring	Total
Generator	\$ 200,000	\$ -	\$ 200,000
Total			\$ 200,000

SHERIFF'S OFFICE

Public Safety

BUDGET SUMMARY

FUSION CENTER								
	FY 2020 Actual	FY 2021 Actual	FY 2022 Actual	FY 2023 Adopted	FY 2023 YTD Actual	FY 2024 Requested	FY 2024 Adopted	FY 2023/24 Change
Salary & Benefits	\$ 241,505	\$ 110,839	\$ 126,588	\$ 94,712	\$ 70,087	\$ 95,486	\$ 104,535	10%
Training & Travel	\$ 7,808	\$ 1,483	\$ 8,834	\$ 14,750	\$ 9,514	\$ 14,750	\$ 14,750	0%
Maintenance & Operations	\$ 1,280	\$ 433	\$ 360	\$ 1,800	\$ 1,207	\$ 8,400	\$ 8,400	367%
Total	\$ 250,593	\$ 112,755	\$ 135,782	\$ 111,262	\$ 80,808	\$ 118,636	\$ 127,685 ↑	15%

BUDGET RECONCILIATION

FY 2024 Base Budget Adjustments	One-Time	Recurring	Total
Software Change	\$ 6,600	\$ -	\$ 6,600
Total			\$ 6,600

BUDGET SUMMARY

JAIL CAFÉ								
	FY 2020 Actual	FY 2021 Actual	FY 2022 Actual	FY 2023 Adopted	FY 2023 YTD Actual	FY 2024 Requested	FY 2024 Adopted	FY 2023/24 Change
Maintenance & Operations	\$ 34,916	\$ 25,980	\$ 34,085	\$ 40,000	\$ 49,999	\$ 40,250	\$ 200,250	401%
Total	\$ 34,916	\$ 25,980	\$ 34,085	\$ 40,000	\$ 49,999	\$ 40,250	\$ 200,250 ↑	401%

BUDGET RECONCILIATION

FY 2024 Base Budget Adjustments	One-Time	Recurring	Total
Increase in Food Supplies	\$ -	\$ 160,000	\$ 160,000
Total			\$ 160,000

BUDGET SUMMARY

JAIL OPERATIONS								
	FY 2020 Actual	FY 2021 Actual	FY 2022 Actual	FY 2023 Adopted	FY 2023 YTD Actual	FY 2024 Requested	FY 2024 Adopted	FY 2023/24 Change
Salary & Benefits	\$ 14,934,687	\$ 19,456,512	\$ 28,677,241	\$ 32,072,514	\$ 32,057,205	\$ 31,715,336	\$ 35,591,238	11%
Training & Travel	\$ 45,567	\$ 65,216	\$ 51,716	\$ 75,086	\$ 52,497	\$ 58,086	\$ 64,886	(14%)
Maintenance & Operations	\$ 1,822,441	\$ 1,852,318	\$ 2,888,913	\$ 2,652,497	\$ 3,370,820	\$ 2,761,783	\$ 3,467,398	31%
Total	\$ 16,802,695	\$ 21,374,046	\$ 31,617,870	\$ 34,800,097	\$ 35,480,522	\$ 34,535,205	\$ 39,123,522 ↑	12%

SHERIFF'S OFFICE

Public Safety

INTRODUCTION

PERSONNEL

FUND SUMMARIES

DEPARTMENTS

CAPITAL IMPROVEMENT PROGRAM

STATISTICS

POLICIES

COURT ORDERS

APPENDIX

BUDGET RECONCILIATION			
FY 2024 Base Budget Adjustments	One-Time	Recurring	Total
Bulletproof Vest Replacements	\$ 14,022	\$ -	\$ 14,022
Taser Replacements	\$ 7,221	\$ -	\$ 7,221
Airpack Replacements	\$ 67,474	\$ -	\$ 67,474
Inmate Food Supply Line Increase for Food Service Award	\$ -	\$ 700,170	\$ 700,170
Total			\$ 788,887

FY 2024 Personnel Changes	One-Time	Recurring	Total
(14) Detention Officers - 4 months	\$ -	\$ 442,708	\$ 442,708
(2) Jail Sergeants - 2 months	\$ -	\$ 46,652	\$ 46,652
Eliminate Food Service Supervisor	\$ -	\$ (93,938)	\$ (93,938)
Eliminate (9) Food Service Techs	\$ -	\$ (681,891)	\$ (681,891)
Total			\$ (286,469)

BUDGET SUMMARY

MINIMUM SECURITY								
	FY 2020 Actual	FY 2021 Actual	FY 2022 Actual	FY 2023 Adopted	FY 2023 YTD Actual	FY 2024 Requested	FY 2024 Adopted	FY 2023/24 Change
Maintenance & Operations	\$ 67,430	\$ -	\$ -	\$ 157,296	\$ 14,110	\$ 157,250	\$ 250	(100%)
Total	\$ 67,430	\$ -	\$ -	\$ 157,296	\$ 14,110	\$ 157,250	\$ 250 ↓	(100%)


BUDGET RECONCILIATION			
FY 2024 Base Budget Adjustments	One-Time	Recurring	Total
Reallocation of Funds to Jail Operations to Cover Inmate Food Service Contract	\$ -	\$ (157,000)	\$ (157,000)
Total			\$ (157,000)

BUDGET SUMMARY

PRE-TRIAL RELEASE								
	FY 2020 Actual	FY 2021 Actual	FY 2022 Actual	FY 2023 Adopted	FY 2023 YTD Actual	FY 2024 Requested	FY 2024 Adopted	FY 2023/24 Change
Maintenance & Operations	\$ 316,044	\$ 521,310	\$ 611,151	\$ 827,399	\$ 554,528	\$ 827,399	\$ 827,399	0%
Total	\$ 316,044	\$ 521,310	\$ 611,151	\$ 827,399	\$ 554,528	\$ 827,399	\$ 827,399	0%

FY 2024 DEPARTMENT PAGES

Public Transportation



Department Descriptions & Core Services

Engineering

To serve the citizens of Collin County by improving the quality of life through the planning & implementation of superior transportation systems, judicious & fair enforcement of subdivision regulations, building permits, & floodplain regulations.

Road / Bridge Construction - Transportation

The purpose of this department is to allow for the budgeting of public road projects with General Fund money.

Special Projects

To oversee the completion of Road & Bridge Bond Projects approved by the citizens of Collin County and special tasks identified by Commissioner’s Courts. Further providing assistance to the Parks Foundation Advisory Board to include the Parks/Open Space Project Funding Assistance Program.

Toll Road Authority

The Toll Road Authority was established to build and maintain an Outer Loop tolled roadway in the northern and eastern portions of the County.

Road & Bridge

Road & Bridge is responsible for the construction, maintenance, health-letter oiling, acquisition and mowing of right-of-way easements, regulatory sign maintenance, soil conservation structures and maintenance of drainage ditches for all roads and bridges in the unincorporated areas of Collin County with the exception of Farm to Market roads and State Highways.

Public Works

Public Works and Operations administers the assessment process for Road & Bridge maintenance, projects, equipment and fleet services to achieve a balance between diverse priorities and allocation of finite resources.

INTRODUCTION

PERSONNEL

FUND SUMMARIES

DEPARTMENTS

CAPITAL IMPROVEMENT PROGRAM

STATISTICS

POLICIES

COURT ORDERS

APPENDIX

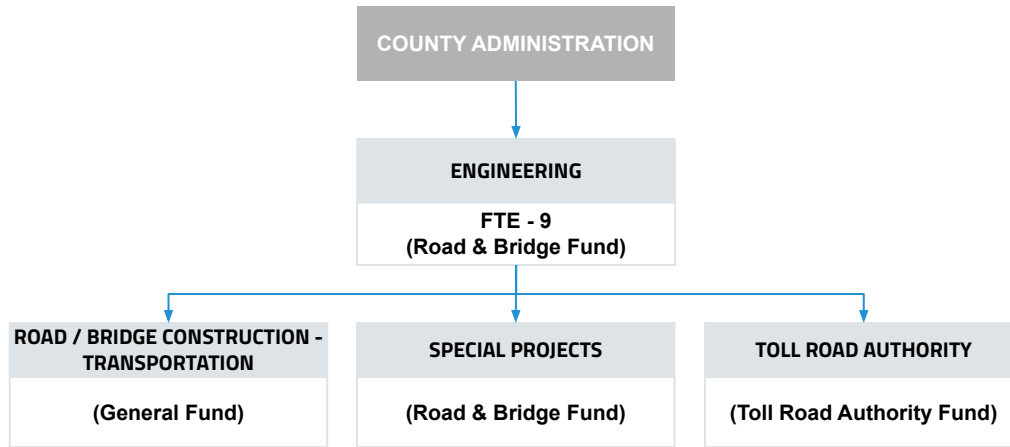
ENGINEERING

Public Transportation

PURPOSE

To serve the citizens of Collin County by improving the quality of life through the planning & implementation of superior transportation systems, judicious & fair enforcement of subdivision regulations, building permits, & flood plain regulations.

REPORTING STRUCTURE



FTE POSITION SUMMARY

	FY 2021 Adopted	FY 2022 Adopted	FY 2023 Adopted	FY 2023 YTD Actual	FY 2024 Requested	FY 2024 Adopted	FY 2023/24 Change
ENGINEERING							
Assistant Director III	1.0	1.0	1.0	1.0	-	1.0	-
Director Of Engineering	1.0	1.0	1.0	1.0	-	1.0	-
Engineering Project Manager	-	1.0	1.0	1.0	-	1.0	-
Environmental Const Specialist	1.0	1.0	1.0	1.0	1.0	2.0	1.0
Functional Analyst	-	-	-	-	-	1.0	1.0
Office Administrator	1.0	1.0	1.0	1.0	-	1.0	-
Senior Civil Engineer	-	-	-	-	1.0	2.0	2.0
SPECIAL PROJECTS							
Engineering Project Manager	1.0	-	-	-	-	-	-
Total	5.0	5.0	5.0	5.0	2.0	9.0	4.0

PERFORMANCE MEASURES

GOAL: Submit all Interlocal Agreements for city approval for Bond Program Participation projects scheduled for current year funding each year by the end of August.

Performance Measures	Strategic Goal	FY 2020 Actual	FY 2021 Actual	FY 2022 Actual	FY 2023 Actual	FY 2024 Target
Interlocal Agreements Submitted by the End of August Each Year.		Yes	Yes	Yes	Yes	Yes




Mobility and Transportation

ENGINEERING


Public Transportation

PERFORMANCE MEASURES (CONTINUED)


GOAL: Respond to requests for floodplain reviews from Collin County citizens within 30 days of receipt.

Performance Measures	Strategic Goal	FY 2020 Actual	FY 2021 Actual	FY 2022 Actual	FY 2023 Actual	FY 2024 Target
Floodplain Reviews Responded to within 30 Days of Receipt	 Health and Safety	Yes	Yes	Yes	Yes	Yes

GOAL: Submit 100% of subdivision plats for Commissioners' Court approval within 30 days following final acceptance of application.

Performance Measures	Strategic Goal	FY 2020 Actual	FY 2021 Actual	FY 2022 Actual	FY 2023 Actual	FY 2024 Target
100% of Subdivision Plats Submitted for Commissioners' Court Approval within 30 Days	 Mobility and Transportation	Yes	Yes	Yes	Yes	Yes

GOAL: Schedule a minimum of 4 Planning Board Meetings each year.

Performance Measures	Strategic Goal	FY 2020 Actual	FY 2021 Actual	FY 2022 Actual	FY 2023 Actual	FY 2024 Target
Number of Planning Board Meetings	 Mobility and Transportation	4	2	3	7	4

BUDGET SUMMARY

ENGINEERING								
	FY 2020 Actual	FY 2021 Actual	FY 2022 Actual	FY 2023 Adopted	FY 2023 YTD Actual	FY 2024 Requested	FY 2024 Adopted	FY 2023/24 Change
Salary & Benefits	\$ 652,160	\$ 652,867	\$ 846,656	\$ 908,702	\$ 888,530	\$ 1,103,214	\$ 1,420,096	56%
Training & Travel	\$ 5,437	\$ 1,460	\$ 8,742	\$ 15,210	\$ 5,722	\$ 22,293	\$ 30,135	98%
Maintenance & Operations	\$ 35,320	\$ 36,155	\$ 240,630	\$ 309,065	\$ 328,524	\$ 230,686	\$ 256,020	(17%)
Capital Outlay	\$ -	\$ -	\$ -	\$ -	\$ -	\$ 76,620	\$ 87,430	0%
Total	\$ 692,917	\$ 690,482	\$ 1,096,028	\$ 1,232,977	\$ 1,222,776	\$ 1,432,813	\$ 1,793,681 ↑	46%

BUDGET RECONCILIATION

FY 2024 Personnel Changes	One-Time	Recurring	Total
(2) Senior Civil Engineers - Development	\$ 42,186	\$ 155,838	\$ 198,024
Environmental Construction Specialist	\$ 75,568	\$ 87,654	\$ 163,222
Functional Analyst	\$ 12,629	\$ 94,924	\$ 107,553
Total			\$ 468,799

INTRODUCTION

PERSONNEL

FUND SUMMARIES

DEPARTMENTS

CAPITAL IMPROVEMENT PROGRAM

STATISTICS

POLICIES

COURT ORDERS

APPENDIX

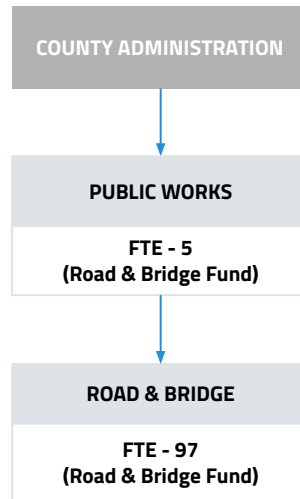
ROAD & BRIDGE

Public Transportation

PURPOSE

Road & Bridge is responsible for the construction, maintenance, health-letter oiling, acquisition and mowing of right-of-way easements, regulatory sign maintenance, soil conservation structures and maintenance of drainage ditches for all roads and bridges in the unincorporated areas of Collin County with the exception of Farm to Market roads and State Highways.

REPORTING STRUCTURE



FTE POSITION SUMMARY


	FY 2021 Adopted	FY 2022 Adopted	FY 2023 Adopted	FY 2023 YTD Actual	FY 2024 Requested	FY 2024 Adopted	FY 2023/24 Change
PUBLIC WORKS							
Director Of Public Works	1.0	1.0	1.0	1.0	-	1.0	-
Functional Analyst	-	-	-	-	1.0	-	-
Inspector	1.0	1.0	1.0	1.0	-	1.0	-
Office Coordinator	1.0	1.0	1.0	1.0	-	1.0	-
Public Works Representative	1.0	1.0	1.0	1.0	-1.0	1.0	-
Right Of Way Coordinator	1.0	1.0	1.0	1.0	-	1.0	-
ROAD & BRIDGE							
Administrative Secretary	2.0	2.0	2.0	2.0	-	2.0	-
Assistant Director I	1.0	1.0	1.0	1.0	-	1.0	-
Environmental Const Specialist	1.0	1.0	1.0	-	-	-	-
Equipment Operator	45.0	45.0	45.0	46.0	1.0	46.0	-
Foreman	4.0	4.0	4.0	5.0	-	5.0	-
Fuel Transport Agent	1.0	1.0	1.0	-	-1.0	-	-
Inspector	2.0	2.0	2.0	2.0	2.0	4.0	2.0
Lead Operator	9.0	9.0	9.0	9.0	-	9.0	-
Maintenance Specialist	4.0	5.0	8.0	7.0	-	9.0	2.0
Superintendent R & B	2.0	2.0	2.0	2.0	1.0	3.0	1.0
Traffic Maint Tech	4.0	4.0	4.0	4.0	-	4.0	-
Truck Driver	19.0	18.0	15.0	16.0	-	14.0	-2.0
Total	99.0	99.0	99.0	99.0	3.0	102.0	3.0

ROAD & BRIDGE


Public Transportation

PERFORMANCE MEASURES

GOAL: Effectively provide a road maintenance program to meet standards.

Performance Measures	Strategic Goal	FY 2020 Actual	FY 2021 Actual	FY 2022 Actual	FY 2023 Actual	FY 2024 Target
# of Roads Graded (Miles)	 Mobility and Transportation	84	93	61	35	68
# of Roads Rocked (Miles)		19	25	20	15	20

GOAL: Identify and replace culverts that are in poor condition or those that may be undersized. The department maintains a drainage system through positive flow which insures the safety of citizens and the longevity of the roads.

Performance Measures	Strategic Goal	FY 2020 Actual	FY 2021 Actual	FY 2022 Actual	FY 2023 Actual	FY 2024 Target
# of Culverts Repaired	 Mobility and Transportation	798	483	627	728	692
# of Culverts Installed		74	53	69	79	73

BUDGET SUMMARY

PUBLIC WORKS								
	FY 2020 Actual	FY 2021 Actual	FY 2022 Actual	FY 2023 Adopted	FY 2023 YTD Actual	FY 2024 Requested	FY 2024 Adopted	FY 2023/24 Change
Salary & Benefits	\$ 605,378	\$ 609,315	\$ 592,051	\$ 649,987	\$ 634,627	\$ 637,596	\$ 703,815	8%
Training & Travel	\$ 2,031	\$ 407	\$ 2,246	\$ 10,493	\$ 9,997	\$ 10,493	\$ 10,493	0%
Maintenance & Operations	\$ 28,587	\$ 541	\$ 1,601	\$ 28,590	\$ 2,341	\$ 31,180	\$ 28,590	0%
Total	\$ 635,996	\$ 610,263	\$ 595,898	\$ 689,070	\$ 646,965	\$ 679,269	\$ 742,898 ↑	8%

BUDGET SUMMARY

ROAD & BRIDGE								
	FY 2020 Actual	FY 2021 Actual	FY 2022 Actual	FY 2023 Adopted	FY 2023 YTD Actual	FY 2024 Requested	FY 2024 Adopted	FY 2023/24 Change
Salary & Benefits	\$ 6,478,542	\$ 6,402,894	\$ 6,592,730	\$ 7,622,655	\$ 6,777,343	\$ 7,754,652	\$ 8,459,614	11%
Training & Travel	\$ 4,431	\$ 3,978	\$ 5,794	\$ 16,616	\$ 12,601	\$ 28,616	\$ 28,616	72%
Maintenance & Operations	\$ 11,678,764	\$ 9,943,439	\$ 9,458,037	\$ 13,290,991	\$ 14,862,104	\$ 13,360,593	\$ 13,357,053	1%
Capital Outlay	\$ 3,049,339	\$ 1,382,563	\$ 1,764,561	\$ 3,133,185	\$ 2,356,099	\$ 5,037,769	\$ 4,888,069	56%
Total	\$ 21,211,076	\$ 17,732,874	\$ 17,821,122	\$ 24,063,447	\$ 24,008,147	\$ 26,181,630	\$ 26,733,352 ↑	11%

INTRODUCTION

PERSONNEL

FUND SUMMARIES

DEPARTMENTS

CAPITAL IMPROVEMENT PROGRAM

STATISTICS

POLICIES

COURT ORDERS

APPENDIX

ROAD & BRIDGE

Public Transportation

BUDGET RECONCILIATION			
FY 2024 Base Budget Adjustments	One-Time	Recurring	Total
Pickup for Right-of-Way Coordinator Position	\$ 60,262	\$ 5,500	\$ 65,762
Striping Reflectometer Equipment	\$ 20,000	\$ -	\$ 20,000
Mini-X Ditch Bucket Equipment	\$ 10,541	\$ -	\$ 10,541
Storage Container for Farmersville Location	\$ 10,000	\$ -	\$ 10,000
Four (4) GoPro Cameras for Right-of-Way Coordinator and Inspector Vehicles	\$ 2,264	\$ -	\$ 2,264
Survey Reports Application	\$ -	\$ 5,000	\$ 5,000
Fleet and Grounds Equipment Replacement	\$ -	\$ 2,988,128	\$ 2,988,128
Total			\$ 3,101,695

FY 2024 Personnel Change	One-Time	Recurring	Total
Creation of One (1) Superintendent R&B Position and Operating Funds	\$ 71,340	\$ 115,575	\$ 186,915
Creation of Two (2) Inspector Positions and Operating Funds	\$ 139,996	\$ 179,020	\$ 319,016
Total			\$ 505,931

INTRODUCTION

PERSONNEL

FUND SUMMARIES

DEPARTMENTS

CAPITAL IMPROVEMENT PROGRAM

STATISTICS


POLICIES

COURT ORDERS

APPENDIX

FY 2024 DEPARTMENT PAGES

Unclassified



Department Descriptions & Core Services

Healthcare Services - Employee Clinic

The Collin County Employee Clinic promotes employee health to all Collin County employees. By offering an Employee Clinic, employees are able to reduce lost time from work and to promote good health.

Interfund Transfers

This budget provides for appropriations of transfers to other funds from the General Fund as well as transfers into the General Fund from other funds.

INTRODUCTION

PERSONNEL

FUND SUMMARIES

DEPARTMENTS

CAPITAL IMPROVEMENT PROGRAM

STATISTICS

POLICIES

COURT ORDERS

APPENDIX

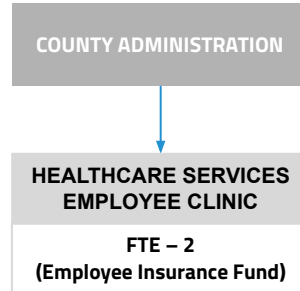
HEALTHCARE SERVICES - EMPLOYEE CLINIC

Unclassified

PURPOSE

The Collin County Employee Clinic promotes employee health to all Collin County employees. By offering an Employee Clinic, employees are able to reduce lost time from work and to promote good health.

REPORTING STRUCTURE



FTE POSITION SUMMARY

	FY 2021 Adopted	FY 2022 Adopted	FY 2023 Adopted	FY 2023 YTD Actual	FY 2024 Requested	FY 2024 Adopted	FY 2023/24 Change
HEALTHCARE SERVICES - EMPLOYEE CLINIC							
Nurse (RN)	1.0	1.0	1.0	1.0	-	1.0	-
Nurse Practitioner	-	-	-	1.0	-	1.0	-
Physician Assistant	1.0	1.0	1.0	-	-	-	-
Total	2.0	2.0	2.0	2.0	-	2.0	-

PERFORMANCE MEASURES

GOAL: Provide a safe, healthy and accessible environment for County employees and residents.

Performance Measures	Strategic Goal	FY 2020 Actual	FY 2021 Actual	FY 2022 Actual	FY 2023 Actual	FY 2024 Target
Number of Patients Seen	 Health and Safety	1,236	4,003	1,179	1,935	1,523
Number of Vaccines Given		245	2,927	194	40	167
Number Employee Wellness/Screening		375	352	468	419	424

BUDGET SUMMARY

HEALTHCARE SERVICES - EMPLOYEE CLINIC								
	FY 2020 Actual	FY 2021 Actual	FY 2022 Actual	FY 2023 Adopted	FY 2023 YTD Actual	FY 2024 Requested	FY 2024 Adopted	FY 2023/24 Change
Salary & Benefits	\$ 127,570	\$ 185,506	\$ 261,671	\$ 278,347	\$ 222,955	\$ 276,266	\$ 308,322	11%
Training & Travel	\$ 3,267	\$ 2,788	\$ 3,909	\$ 7,500	\$ 2,818	\$ 8,000	\$ 8,000	7%
Maintenance & Operations	\$ 43,671	\$ 53,449	\$ 63,601	\$ 81,744	\$ 35,556	\$ 81,244	\$ 81,244	(1%)
Total	\$ 174,508	\$ 241,743	\$ 329,181	\$ 367,591	\$ 261,329	\$ 365,510	\$ 397,566 ↑	8%

INTERFUND

Unclassified

PURPOSE

This budget provides for appropriations of transfers to other funds from the General Fund as well as transfers into the General Fund from other funds.

BUDGET SUMMARY

INTERFUND TRANSFERS									
	FY 2020 Actual	FY 2021 Actual	FY 2022 Actual	FY 2023 Adopted	FY 2023 YTD Actual	FY 2024 Requested	FY 2024 Adopted	FY 2023/24 Change	
Courthouse Security	\$ 310,000	\$ 410,000	\$ 310,000	\$ 310,000	\$ 310,000	\$ 310,000	\$ 310,000	\$ 310,000	0%
CPS Board	\$ 47,200	\$ 46,330	\$ 46,330	\$ 46,330	\$ 46,330	\$ 46,330	\$ 46,330	\$ 46,330	0%
Federal Grants	\$ 61,362	\$ 17,604	\$ 41,151	\$ -	\$ 6,801	\$ -	\$ -	\$ -	0%
Healthcare Foundation	\$ 1,800,000	\$ 2,650,000	\$ 2,000,000	\$ 3,300,000	\$ 3,300,000	\$ 3,300,000	\$ 3,900,000	\$ 3,900,000	18%
Sheriff Forfeiture Fed	\$ -	\$ -	\$ 3,458	\$ -	\$ -	\$ -	\$ -	\$ -	0%
State Grants	\$ 24,044	\$ 34,113	\$ 37,070	\$ -	\$ -	\$ -	\$ -	\$ -	0%
Total	\$ 2,242,606	\$ 3,158,047	\$ 2,438,009	\$ 3,656,330	\$ 3,663,131	\$ 3,656,330	\$ 4,256,330	\$ 4,256,330 ↑	16%

INTRODUCTION

PERSONNEL

FUND SUMMARIES

DEPARTMENTS

CAPITAL IMPROVEMENT PROGRAM

STATISTICS

POLICIES

COURT ORDERS

APPENDIX



THE PAGE INTENTIONALLY LEFT BLANK

Capital Improvement Program



Introduction

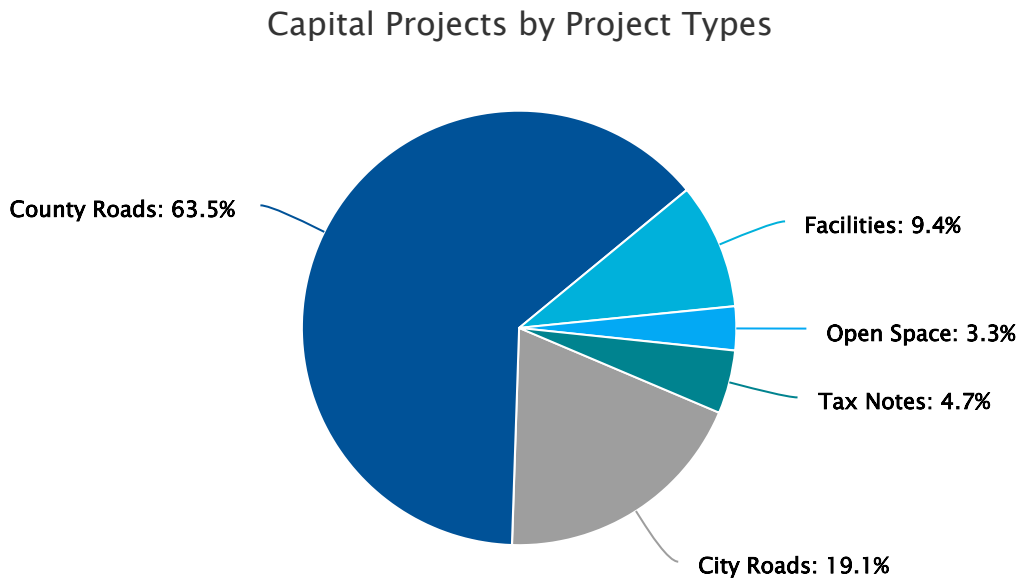
Definition of a Capital Improvement

Collin County defines a Capital Improvement as an investment of public funds into infrastructure projects that add value to the physical assets or increase their useful life. Improvements include major construction, acquisition, and renovations. While annual capital expenditures are defined as individual purchases with a value of \$5,000 or more and taking less than a year to complete, capital improvements are not defined using a dollar threshold. They are instead life to date projects that take longer than one year to finish and funded with debt. Capital projects fall into one of the five project types listed below:

- > City Roads
- > County Roads
- > Facilities
- > Open Space
- > Tax Notes

Each of these project types are described in detail starting on Page 271 in the section titled "Impact on the Operating Budget". The Capital Improvement Program is a multi year infrastructure plan which matches the County's highest priority capital needs while balancing the County's financial constraints. The total project to date budget for Capital Improvement Projects in FY 2024 is \$1,004,157,676. Projects included in the budget are active projects that either have funding available or have funding encumbered on an interlocal agreement or contract. Once a project is finished and all funding has been spent it is no longer considered an active project. A break down by project group can be found on Page 274 and 275 in Table 16 and 17. The project summaries begin on Page 277.

Figure 14 – Capital Projects by Project Type



Capital Improvement Financing

Collin County issues general obligation bonds and tax notes to finance major capital projects. Capital Projects funded with bonds or other indebtedness are managed during construction by a multiyear budget.

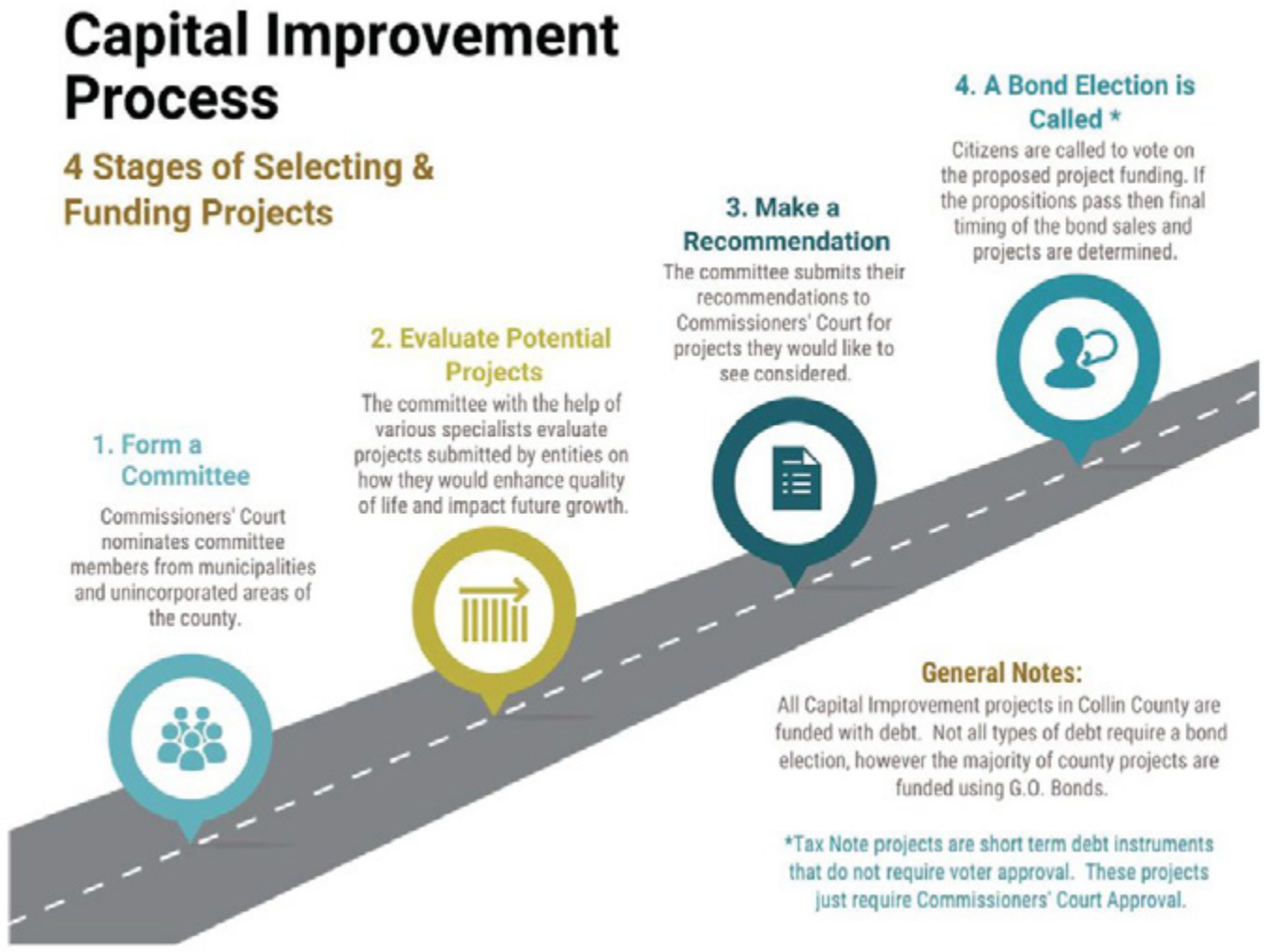
General Obligation bonds are municipal bonds backed by the credit and taxing power of the County. Collin County utilizes these types of bonds for funding most types of capital projects with the exception of information technology improvements.

Tax notes, or Tax Anticipation Notes, are short-term debt instruments used to finance projects before tax revenues are received. Once the County receives the taxes the debts are repaid according to the repayment schedule. Collin County utilizes tax notes for large information technology and building construction county-wide projects.

Capital Improvement Selection Process

Collin County relies on input from various different entities and sources to determine project needs. Each type of capital project has its own selection process for deciding what project gets funded, but they all are funded with debt. See Figure 15 for a snapshot of the process.

Figure 15 Capital Project Process



Capital Improvement Selection Process (Continued)

City and County Road projects are guided by Collin County's Mobility Plan. The Mobility Plan is updated every five years and includes input from Commissioners' Court, the Planning Board, the Engineering Department, 31 local governments, Dallas Area Rapid Transit, and North Central Texas Council of Governments. Input through public workshops from residents and others utilizing the road ways is also considered. A committee of citizens evaluates submitted projects and makes a recommendation to Commissioners' Court.

Facility projects are based on the input of county departments such as the Building Superintendent and elected officials. A space study is done each year to determine if the office space available is sufficient to meet the needs of each department as well as project future staffing levels to aid in determining when expansion is necessary.

Open Space projects are submitted through the Project Funding Assistance Program. Entities eligible for funding include municipalities, nonprofits, school districts and nonpolitical groups. All applications are reviewed by the Collin County Parks Foundation Advisory Board. Project goals must be similar to and support or advance the mission published in the Collin County Parks and Open Space Strategic Plan. Priority is given to land acquisition, region trail connectors or trail projects and capital improvement projects for open space in that order. The advisory board reviews all applications and makes a recommendation to Commissioners' Court for what projects should be funded. In the 2018 Bond Election, Proposition C set aside \$10 million for Open Space projects. Each year for five years (2019–2023) \$2 million will be sold and available for projects.

Tax Note project priorities are based on department and elected official input much like facility projects. The County relies on the Information Technology Department heavily for guidance on the need for Technology enhancements. Requests for enhancements are also received from elected officials and other department heads. Most technology projects are cash funded in the General Fund and so are not considered capital improvement projects. Tax Notes are not utilized as often as the other four types since they are short term debt and don't require voter approval.

Debt Policy

The County's legal limits on debt are stated in the Constitution of the State of Texas, Article 3, Section 52. It says that by an affirmative vote of two-thirds majority of the voting qualified voters of the county, the County may issue bonds or otherwise lend its credit in any amount not to exceed one-fourth of the assessed valuation of the real property of the County. The County must set up a sinking fund and levy and collect taxes to pay the interest and principal of the annual required debt service until the debt is retired.

While Collin County does not have a formal debt policy, Collin County tries to keep the debt portion of the tax rate at no more than 5.5 cents or no more than 30% of the total tax rate. When selling debt the County's goal is to not increase the tax rate as to have the least amount of impact on operations. All known impacts of the sale of debt on operations is explained in the Operational Impacts section as well as on all individual project detail pages found in the Capital Improvement Book on the County website. The County's debt limit is 25% of assessed value of real property.

The assessed value of the real property in the County is \$209.9 Billion and one quarter of this amount is \$52.5 Billion. Collin County's total debt is \$985.8 million to be paid over the years until 2043.

Table 8 – Historical Bond Ratings

Bond Ratings

Bond Issue	Moody's Investors Services	Standard & Poor's
Limited Tax Permanent Improvement Bonds Series 2023	Aaa	AAA
Limited Tax Permanent Improvement Bonds Series 2022	Aaa	AAA
Limited Tax Refunding Bonds, Taxable Series 2021	Aaa	AAA
Limited Tax Permanent Improvement and Refunding Bonds, Series 2021	Aaa	AAA
Limited Tax Refunding Bonds, Taxable Series 2020	Aaa	AAA
Limited Tax Permanent Improvement Bonds, Series 2020	Aaa	AAA

The County relies on the advice of a professional outside financial advisor and its own financial officers about when it is advisable to issue new debt. A guiding principle on the issuance of new debt is the desire of the County to continue to maintain AAA bond ratings. We are well within the permissible limits set out by these advisors to continue with this goal. Details about Collin County's Bond Issues can be found at emma.msrb.org and the Collin County Website.

Schedule of Debt Requirements

Table 9 – Schedule of Requirements

All Bond Issues

Fiscal Year	Principal Requirements	Interest Requirements	Total Requirements
2024	\$ 63,465,000	\$ 29,040,936	\$ 92,505,936
2025	\$ 42,435,000	\$ 26,314,995	\$ 68,749,995
2026	\$ 39,795,000	\$ 24,583,380	\$ 64,378,380
2027	\$ 37,885,000	\$ 22,898,410	\$ 60,783,410
2028	\$ 36,835,000	\$ 21,278,157	\$ 58,113,157
2029	\$ 35,465,000	\$ 19,725,882	\$ 55,190,882
2030	\$ 37,015,000	\$ 18,199,699	\$ 55,214,699
2031	\$ 38,565,000	\$ 16,669,848	\$ 55,234,848
2032	\$ 37,760,000	\$ 15,137,137	\$ 52,897,137
2033	\$ 37,110,000	\$ 13,575,266	\$ 50,685,266
2034	\$ 36,815,000	\$ 12,017,950	\$ 48,832,950
2035	\$ 36,295,000	\$ 10,517,978	\$ 46,812,978
2036	\$ 34,970,000	\$ 9,081,269	\$ 44,051,269
2037	\$ 36,265,000	\$ 7,636,488	\$ 43,901,488
2038	\$ 37,775,000	\$ 6,121,784	\$ 43,896,784
2039	\$ 39,325,000	\$ 4,580,450	\$ 43,905,450
2040	\$ 32,195,000	\$ 3,181,519	\$ 35,376,519
2041	\$ 24,310,000	\$ 2,024,950	\$ 26,334,950
2042	\$ 20,425,000	\$ 1,093,300	\$ 21,518,300
2043	\$ 17,120,000	\$ 342,400	\$ 17,462,400
	\$ 721,825,000	\$ 264,021,798	\$ 985,846,798

Figure 16 – Schedule of Requirements

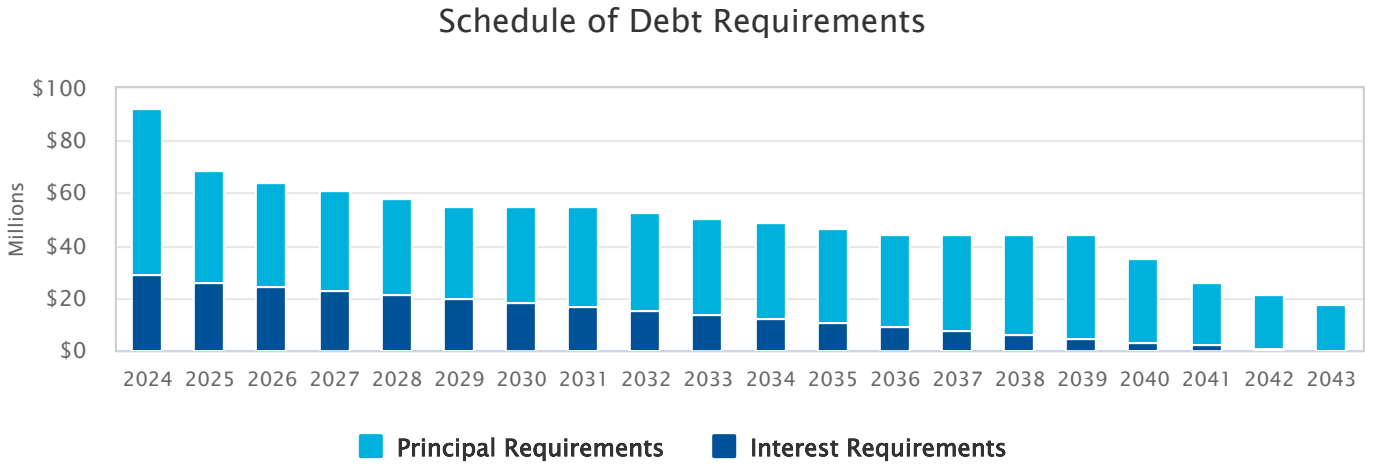
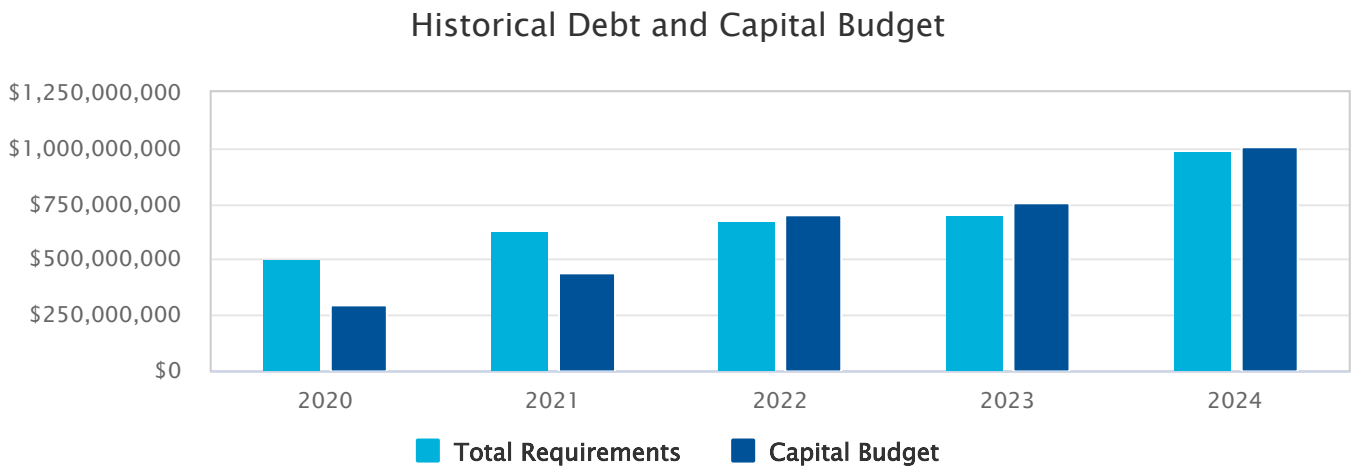


Table 10 – Historical Debt Requirements

Historical Debt Requirements

Fiscal Year	Principal Requirements	Interest Requirements	Total Requirements
2020	\$ 392,565,000	\$ 110,438,249	\$ 503,003,249
2021	\$ 487,405,000	\$ 144,018,938	\$ 631,423,938
2022	\$ 526,975,000	\$ 148,896,449	\$ 675,871,449
2023	\$ 543,645,000	\$ 158,141,015	\$ 701,786,015
2024	\$ 721,825,000	\$ 264,021,798	\$ 985,846,798

Figure 17 – Historical Debt and Capital Budget



Bond Elections

2003 Bond Status

On November 3, 2003, Collin County called a bond election totaling \$229 million on three propositions. Proposition One was to issue bonds in the amount of \$142 million for construction, maintenance and operation of roads and turnpikes throughout the County, including participation in the cost of joint State Highway and joint city projects. Proposition Two was to issue bonds in the amount of \$11 million for the purpose of acquiring and improving land for park and open space purposes, including joint county-city projects. Proposition Three was to issue bonds in the amount of \$76 million to acquire, construct, improve, renovate and equip juvenile and adult detention facilities, including court facilities and acquisition of land. The voters of Collin County approved all three propositions. The schedule for the construction of the projects approved in this bond election was coordinated with the County’s Debt Management Plan to ensure that projected capital funding requirements were consistent with plans for the sale of authorized General Obligation bonds and tax notes.

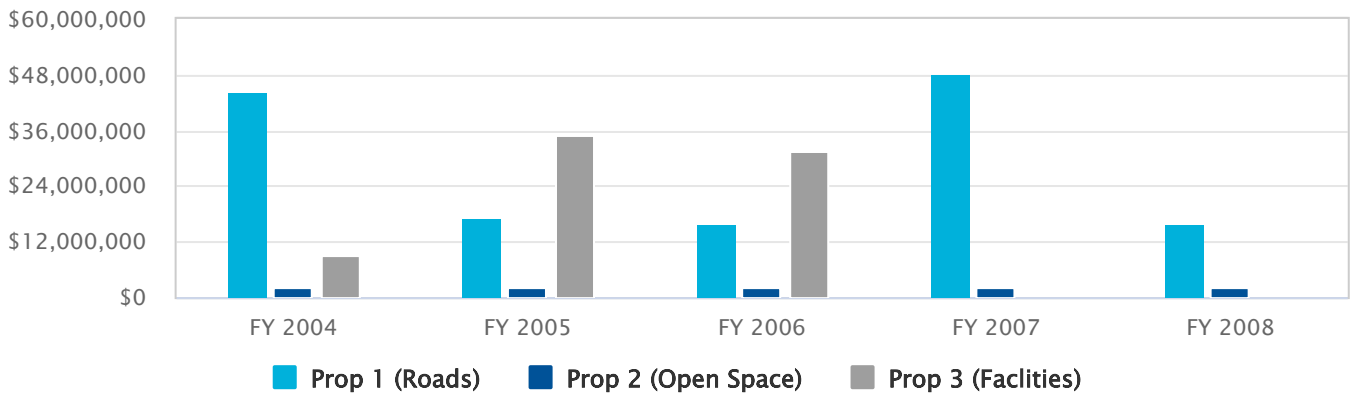
Table 11 – 2003 Bond Election Sales by Year

2003 Bond Election Sales

	FY 2004	FY 2005	FY 2006	FY 2007	FY 2008	Total
Prop 1 (Roads)	\$ 44,550,000	\$ 17,360,000	\$ 15,920,000	\$ 48,190,000	\$ 15,980,000	\$ 142,000,000
Prop 2 (Open Space)	\$ 2,200,000	\$ 2,200,000	\$ 2,200,000	\$ 2,200,000	\$ 2,200,000	\$ 11,000,000
Prop 3 (Facilities)	\$ 9,250,000	\$ 35,150,000	\$ 31,600,000	\$ -	\$ -	\$ 76,000,000
Total	\$ 56,000,000	\$ 54,710,000	\$ 49,720,000	\$ 50,390,000	\$ 18,180,000	\$ 229,000,000

Figure 18 – 2003 Bond Election Sales

2003 Bond Election Sales



2003 Tax Notes

In addition to the \$229,000,000 from the 2003 Bond Program, short-term debt was sold to fund important acquisitions and projects for the County. Some of the items funded with short-term tax notes include court imaging, the web project, fiber and the voice over internet protocol phone system. \$25,000,000 in short term debt was sold to purchase an Enterprise Resource Planning System and a Judicial System. The Enterprise Resource Planning System included accounting, reporting, purchasing, human resources, budgeting, fleet, building permits and other core software needs. The new Judicial System integrated the District, County and Justice of the Peace Courts with the District and County Clerks offices as well as the District Attorney.

2007 Bond Status

On November 6, 2007, Collin County called a bond election totaling \$328.9 million on three propositions. The Commissioners Court set the funding for the 2007 Transportation Bond at \$235.6 million, the Facilities Bond at \$76.3 million and the Parks & Open Space Bond at \$17 million.

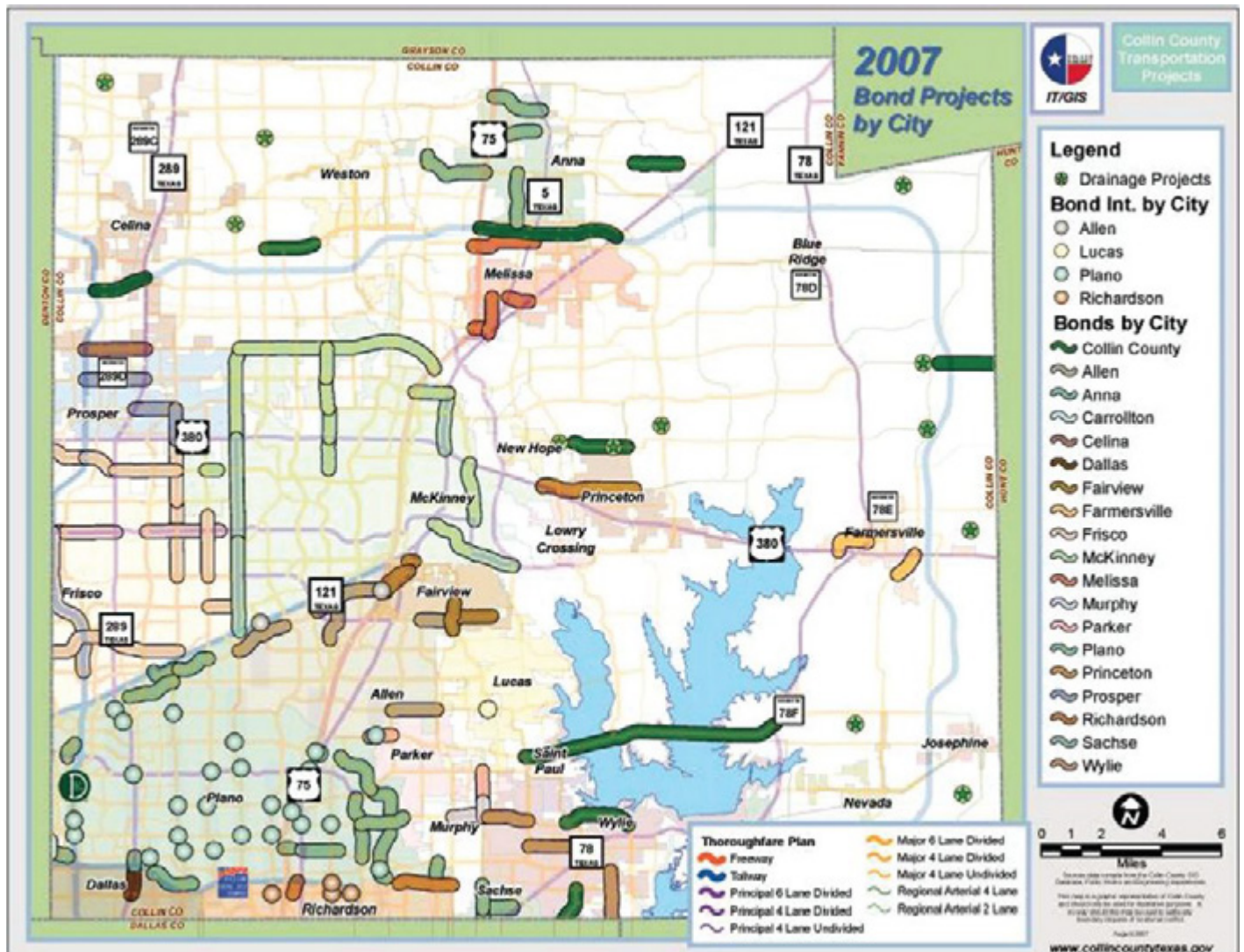
The voters of Collin County approved all three propositions. The schedule for the construction of the projects approved in this bond election were coordinated with the County’s Debt Management Plan to ensure that projected capital funding requirements were consistent with plans for the sale of authorized General Obligation bonds and tax notes. Funding for these three programs was set based on anticipated bond capacity necessary without raising County taxes.

Table 12 – 2007 Bond Sales by Year

2007 Bond Election Sale

	FY 2008	FY 2009	FY 2011	FY 2012	FY 2013	FY 2014	FY 2015	FY 2016	FY 2019	Total
Transportation Bond	\$ 25,020,000	\$ 15,835,000	\$ 28,490,000	\$ 36,500,000	\$ 28,000,000	\$ 27,500,000	\$ 43,473,000	\$ 30,782,000	\$ -	\$ 235,600,000
Facilities Bond	\$ 4,500,000	\$ 26,000,000	\$ -	\$ -	\$ -	\$ -	\$ -	\$ -	\$ 45,800,000	\$ 76,300,000
Parks & Open Space Bond	\$ -	\$ 2,400,000	\$ 2,100,000	\$ 3,500,000	\$ 2,200,000	\$ 2,200,000	\$ 2,300,000	\$ 2,300,000	\$ -	\$ 17,000,000
Total	\$ 29,520,000	\$ 44,235,000	\$ 30,590,000	\$ 40,000,000	\$ 30,200,000	\$ 29,700,000	\$ 45,773,000	\$ 33,082,000	\$ 45,800,000	\$ 328,900,000

Figure 19 – 2007 Bond Projects by City



2018 Tax Notes

Commissioners' Court approved the issuance of \$18.1 Million for facility and technology projects. These tax notes were fully funded by the Debt Service fund balance for a 1-year term that came due August 15, 2019. The projects include \$1.4 million for the expansion of the Medical Examiner's building, \$2.2 million for the remodel of the Plano offices, \$3.2 million for a new facility for the Justice of the Peace and Constable staff in Precinct No. 2 and \$10.2 million for new Elections equipment and technology. There was \$1 million set aside in contingency for the identified projects.

2018 Bond Status

On November 6, 2018 Collin County called a bond election in the amount of \$750 million for transportation and open space projects on three propositions.

Proposition A in the amount of \$600 million will be for non-toll high speed highways and freeways and related service and frontage roads including participation in joint county-state and county-city projects. Studies show that congestion in Collin County and in the fast growing North Texas corridor will only get worse in the coming years. In fact, from 2000-2017, Collin County has grown by 80%, McKinney by 200%, Frisco by 350% and Prosper by 600%. Collin County will continue to grow, leading to more jobs, more economic opportunities and more traffic. To speed up travel times and avoid gridlock, new non-tolled freeways need to be built along highly traveled roads. This proposition provides for the construction of non-tolled freeways that will alleviate congestion while safely and efficiently transporting residents to work, home and play.

Proposition B for \$140 million is meant for the construction on roads including participation in joint county-state and county-city projects. Congested streets in Collin County are a large problem that cannot be fixed solely with new roads. In addition to new roads, expanding and repairing existing roadways is a vital part of preparing Collin County for future growth.

Proposition C will be for the acquisition and improvement of land for park and open space purposes. Funding is \$10 million total to be sold over the course of 5 years in \$2 million increments. Parks and other entertainment venues provide our communities with much-needed outdoor activity and gathering places. New parks will need to be built to service our growing local neighborhoods. This proposition provides for the construction of new parks and open spaces, which will provide communal spaces for Collin County residents as well as residents from surrounding communities.

The voters of Collin County approved all three propositions. The first bond sale took place February 20, 2019. Table 13 is the schedule of bond sales for this election.

Table 13 – 2018 Bond Election Sales by Year

2018 Bond Election Sales

	FY 2019	FY 2020	FY 2021	FY 2022	FY 2023	Total
Prop A - Freeways (Non Toll)	\$ 100,155,000	\$ 111,800,000	\$ 63,600,000	\$ 60,000,000	\$ 264,445,000	\$ 600,000,000
Prop B - Thoroughfares (Cities)	\$ 8,500,000	\$ 62,500,000	\$ 45,000,000	\$ 24,000,000	\$ -	\$ 140,000,000
Prop C - Parks & Open Space	\$ 2,000,000	\$ 2,000,000	\$ 2,000,000	\$ 2,000,000	\$ 2,000,000	\$ 10,000,000
Total	\$ 110,655,000	\$ 176,300,000	\$ 110,600,000	\$ 86,000,000	\$ 266,445,000	\$ 750,000,000

Impact on the Operating Budget

Collin County has five types of active capital projects: city roads, county roads, facilities, open space and tax notes. Operating impacts are included in the budget the first year of the impact and so future year impacts beyond year 1 are only the incremental increases above and beyond the preceding year. Below is a breakdown of what is included in each type of capital project. Also explained is any operating or maintenance expense that could result from each project type with examples of some of the large County projects found in this year's budget.

City Road Projects

City road projects are participation projects with cities to assist with funding roads within their jurisdiction. These consist of rebuilding bridges, improving roads and the purchase of right of way. Since these roads do not belong to the County, the County has no ongoing maintenance cost. The cities are responsible for maintaining these roads.

These projects are grouped by city with the exception of "County City" projects. These projects are city roads that the County is managing with no financial participation from the cities. These projects like other city roads will not have any operational impact to the County unless a portion of the road is in the unincorporated area. As a part of the 2018 Bond Election the County sold funding for two County City projects that will have at least partial segments that will be maintained by the County. These road projects are concrete roads as opposed to asphalt and rock roads that are normally maintained by the County. While concrete roads are made to last significantly longer than asphalt or rock, they can require maintenance and the County estimates the annual maintenance to be 2% of the cost of constructing the road. Typically it is 10 years before concrete roads require maintenance.

County Road Projects

County road projects consist of County Bridges, County Regional and County Rural roads on the County's Thoroughfare Plan. County bridge projects are replacement projects for existing bridges and drainage improvements in Collin County and so do not require budgeting any additional maintenance. County Regional projects span across multiple jurisdictions and are mainly made up of highways and arterials that help get people to and from the highway systems. These projects are overseen by the State of Texas (TxDOT) as well as NTTA and include new arterials, right of way participation with cities as well as TxDOT, and road improvements. Regional roads are maintained by the state or the NTTA if they are tollways and so the County has no maintenance responsibility. There are a series of projects related to the Collin County Outer Loop to purchase right of way and construct service roads. These roads will be concrete. The cost to construct a concrete lane mile is \$1,500,000 and to maintain each concrete mile is approximately \$30,000 per year. As indicated earlier, concrete roads last approximately 10 years before needing maintenance. Not only do the roads need to be maintained, but often the county is responsible for mowing the Right of Way as well. The mowing cost per acre in FY 2024 is \$40.13, but there are no projects that will require new mowing in FY 2024. County Rural roads are roads as well as some bridges that fall in the unincorporated areas of the county. Rural projects include road improvements, drainage improvements and right of way acquisition. None of these projects require additional funding for maintenance because the County is not adding additional roadway, but rather improving the existing structures. For every mile of asphalt road it costs the County an average of \$11,500 a year to maintain.

The County has a 50 Mile Program designed to help transition the County from dirt and rock roads to asphalt by converting 50 miles per year until all roads have been converted. Since the inception of this program Public Works has paved over 500 miles and has approximately 29 miles remaining to improve. The conversion of these roads to asphalt will ultimately save the County money on maintenance. The cost of re-rocking a road averages \$80,000 per mile and has to be re-done every 2-4 years depending on the use of the road. Other benefits of converting to asphalt include reduced dust and road material in the air as well as increased safety for drivers in all weather conditions.

Facility Projects

Facility projects consist of improving, expanding or constructing facilities. Improvements to the existing buildings usually do not have an operational impact because the space already exist and maintenance is already budgeted. When the County expands an existing building or builds a new building there could be staffing, utility or even contracted services that are impacted. Additional staff could include maintenance staff or staff for the departments being expanded or both. None of the County's existing facilities projects are anticipated to need additional maintenance staff, but the average cost to add a Maintenance Technician is \$134,525 including a vehicle, uniforms and required tools in FY 2024. Another type of operational impact is utility cost. The utility costs are dependent on location and what providers are required to be used. Some areas of the County have mandatory Co-Ops that provide power, while other areas we are able to use our contracted rates. Up until FY 2022, the county had a

custodial contract for cleaning services where we paid by the square foot. As a part of the FY 2022 budget the county decided to bring this in-house and hire our own staff to keep the facilities clean. Due to this change, when additional square footage is added to buildings it will no longer have a material impact on the operating budget unless it requires additional staff.

The largest facilities project the County is working on in FY 2024 is the expansion of the jail. The County hired a consulting firm to conduct a study on the jail to evaluate the operations and provide recommendations for staffing levels as well as the design of the expansion. The study and plans have now been completed and construction of Phase I of the expansion is set to be complete the end of FY 2024 with 1 new POD opening. This project will require the addition of 32 new employees including their training and equipment costs. The operational costs will be budgeted in the General Fund. Another notable facility project is the renovation of the Plano 900 Building. The remodel of the Plano 900 Building is expected to have no impact on operational costs. The remainder of the facilities projects listed in the detail are smaller in nature and are all improvements to existing buildings.

Open Space Projects

Open Space projects are mostly partnerships with cities to assist with the improvements of land for public use for parks and recreation. The County does have a few parks that are maintained by the County such as Myers Park, Parkhill Prairie and Sister Grove. The majority of the parks belong to the cities and do not require County maintenance. Parkhill Prairie and Sister Grove are maintained by caretakers and are budgeted annually in the General Fund. In FY 2024 the contracts total \$18,900 for both parks. Myers Park is maintained by a larger County staff and is also budgeted in the General Fund. The total budget in FY 2024 for Myers Park is \$951,844 and for the Farm Museum is \$137,833 including staff, maintenance and training.

Tax Notes Projects

Tax Note projects are information technology projects as well as building construction projects that help the County to better serve its citizens. As a part of the 2018 Tax Notes the County purchased a new election system that will have an impact on the operating budget. The new system will cost approximately \$576,683 in maintenance in FY 2024 which is an incremental increase of \$16,321 over FY 2023. Maintenance for all technology and facilities projects are included in the General Fund after the first year. Operational costs included in the General Fund budget for all Tax Note projects in FY 2024 is \$64,420. Future year estimates are based on contract maximum increases for technology items and utility cost increases for facilities.

Discretionary/Contingency Projects

In addition to the five types is Discretionary and Contingency Projects. During each bond election funding has been set aside for additional projects that might not have been specifically named in the original election as a Tier 1 Priority, but are included as Tier 2 projects should funding become available. These funds are held in a Discretionary account until they have been approved and allocated to a project at which point they become one of the six types of projects. There is no operating impact for these projects because the projects either have not been identified yet or not yet approved by Commissioners' Court.

Table 14 – Operating Impact by Project Type

Operational Impact Summary by Project Type

Project Type	FY 2024	FY 2025	FY 2026	FY 2027	FY 2028	FY 2029	Future
City Roads	\$ -	\$ -	\$ 409	\$ -	\$ -	\$ -	\$ 506,739
County Roads	\$ -	\$ -	\$ -	\$ 23,506	\$ -	\$ -	\$ 1,455,484
Facilities	\$ 489,360	\$ 3,069,584	\$ 58,362	\$ 171,830	\$ 180,199	\$ 188,979	\$ 123,788
Tax Notes	\$ 64,420	\$ 89,593	\$ 72,663	\$ 75,893	\$ 79,293	\$ 82,875	\$ 85,361
Total Impact	\$ 553,780	\$ 3,159,178	\$ 131,434	\$ 271,230	\$ 259,492	\$ 271,854	\$ 2,171,372

Table 15 – Operating Impact by Fund

Operational Impact Summary by Fund

Fund	FY 2024	FY 2025	FY 2026	FY 2027	FY 2028	FY 2029	Future
0001 - General Fund	\$ 553,780	\$ 3,159,178	\$ 131,025	\$ 247,723	\$ 259,492	\$ 271,854	\$ 209,149
1010 - Road & Bridge	\$ -	\$ -	\$ 409	\$ 23,506	\$ -	\$ -	\$ 1,962,223
Total Impact	\$ 553,780	\$ 3,159,178	\$ 131,434	\$ 271,230	\$ 259,492	\$ 271,854	\$ 2,171,372

Capital Improvement Project Funding Summaries

On the following two pages are summary tables of all of the Capital Improvement Projects. The revenues are broken down by project type while the expenditures are broken down by project group.

Table 16 on Page 274 shows the breakdown of the projects by bond series. The only remaining funding left of the 2001 series is the Outdoor Camp, Master Plan funding and funding for a new external website. The funding will continue to be included in the budget until all remaining funds are allocated and expensed. Most of the 2007 series funding is the funding sold in February of 2019 to expand the jail.

Table 17 on Page 275 shows a 3 year history of the capital budget and expenditures as well as the change from FY 2023 to FY 2024.

A quick snapshot of the Capital Improvement Program can be found in Figure 21 on Page 276. This highlights the data on Tables 14 through 17 using visual condensed tables and figures.

Table 18 starting on Page 277 is a summary table of all projects grouped by project group. The table shows the budget for each project as well as any available funds and the operational impacts for FY 2024.

Following the quick facts and summary tables is a breakdown of each project in detail grouped by project type. At the beginning of each project type is a table summary of all of the projects in that project type. The detail pages include information such as the project starting year, a description, funding source, a map or picture as well as the operating impacts and financial information.

FY 2024 Capital Improvement Book – www.collincountytx.gov

Table 16 – Budgeted Revenues and Expenditures by Bond/Tax Note Series
Capital Project Budget by Bond/Tax Note Series

Project Type/Group	2001	2003	2007	2018
Bond/Tax Note Revenues				
City Roads	\$ -	\$ 270,203	\$ 101,977,434	\$ 90,009,245
County Roads	\$ -	\$ -	\$ 24,723,511	\$ 612,992,609
Facilities	\$ -	\$ 24,838,406	\$ 69,140,408	\$ -
Open Space	\$ 26,971,546	\$ -	\$ 1,161,432	\$ 4,718,842
Tax Notes	\$ 1,682,495	\$ 27,671,545	\$ -	\$ 18,000,000
Total Revenues	\$ 28,654,041	\$ 52,780,154	\$ 197,002,785	\$ 725,720,696
Expenditures By Project Group				
Adult Detention Facility	\$ -	\$ 20,114,558	\$ 45,911,751	\$ -
City of Allen	\$ -	\$ -	\$ 755,715	\$ -
City of Anna	\$ -	\$ -	\$ 971,660	\$ 2,590,000
City of Celina	\$ -	\$ -	\$ 22,825,555	\$ 7,518,289
City of Dallas	\$ -	\$ -	\$ 986,082	\$ 1,691,244
City of Frisco	\$ -	\$ -	\$ 13,732,500	\$ 2,000,000
City of Josephine	\$ -	\$ -	\$ -	\$ 2,522,000
City of Lucas	\$ -	\$ -	\$ -	\$ 8,365,180
City of Murphy	\$ -	\$ -	\$ 1,162,529	\$ -
City of Parker	\$ -	\$ -	\$ 1,700,400	\$ -
City of Plano	\$ -	\$ 67,864	\$ 34,873,159	\$ 4,942,136
City of Princeton	\$ -	\$ -	\$ 4,071,986	\$ -
City of Wylie	\$ -	\$ -	\$ 11,967,400	\$ 2,999,999
Collin County - Discretionary	\$ -	\$ -	\$ -	\$ 9,713,911
Collin County Regional	\$ -	\$ -	\$ 21,032,659	\$ 590,965,496
Collin County Rural Road	\$ -	\$ -	\$ 3,690,852	\$ -
Contingency Tax Notes	\$ -	\$ -	\$ -	\$ 517,000
County City	\$ -	\$ -	\$ -	\$ 52,000,685
County-City-State	\$ -	\$ -	\$ -	\$ 12,313,202
Courts Facility	\$ -	\$ -	\$ 23,228,657	\$ -
Facility Tax Notes	\$ 1,580,486	\$ -	\$ -	\$ 7,283,000
Juvenile Detention Facility	\$ -	\$ 4,723,848	\$ -	\$ -
Open Space Grants	\$ -	\$ -	\$ 1,161,432	\$ 4,718,842
Outdoor Camp	\$ 26,971,546	\$ -	\$ -	\$ -
Technology Tax Notes	\$ 102,009	\$ 27,671,545	\$ -	\$ 10,200,000
Town of Fairview	\$ -	\$ -	\$ 8,930,448	\$ 2,782,052
Town of Prosper	\$ -	\$ 202,339	\$ -	\$ 2,597,660
Total Expenditures	\$ 28,654,041	\$ 52,780,154	\$ 197,002,785	\$ 725,720,696

INTRODUCTION

PERSONNEL

FUND SUMMARIES

DEPARTMENTS

CAPITAL IMPROVEMENT PROGRAM

STATISTICS

POLICIES

COURT ORDERS

APPENDIX

Table 17 – FY 2024 Budgeted Revenues and Expenditures

FY 2024 Budgeted Revenues & Expenditures

Project Type/Group	FY 2022 Budget	FY 2023 Budget	FY 2024 Budget	Change From FY 2023 Budget	% Change From FY 2023 Budget
Bond/Tax Note Revenues					
City Roads	\$ 190,454,460	\$ 157,088,219	\$ 192,256,882	\$ 35,168,663	22.4%
County Roads	\$ 335,875,891	\$ 422,869,105	\$ 637,716,120	\$ 214,847,015	50.8%
Facilities	\$ 94,155,913	\$ 94,155,913	\$ 93,978,814	\$ (177,099)	(0.2%)
Open Space	\$ 31,841,734	\$ 33,075,403	\$ 32,851,820	\$ (223,583)	(0.7%)
Tax Notes	\$ 47,354,040	\$ 47,370,380	\$ 47,354,040	\$ (16,340)	(0.0%)
Total Revenues	\$ 699,682,038	\$ 754,559,020	\$ 1,004,157,676	\$ 249,598,657	33.1%
Expenditures By Project Group					
Adult Detention Facility	\$ 66,201,309	\$ 66,201,309	\$ 66,026,309	\$ (175,000)	(0.3%)
City Of Allen	\$ 1,061,821	\$ 755,715	\$ 755,715	\$ -	0.0%
City Of Anna	\$ 2,971,660	\$ 971,660	\$ 3,561,660	\$ 2,590,000	266.6%
City Of Celina	\$ 20,565,851	\$ 21,687,179	\$ 30,343,844	\$ 8,656,666	39.9%
City Of Dallas	\$ 2,677,326	\$ 2,677,326	\$ 2,677,326	\$ -	0.0%
City Of Frisco	\$ 20,163,500	\$ 15,732,500	\$ 15,732,500	\$ -	0.0%
City Of Josephine	\$ -	\$ -	\$ 2,522,000	\$ 2,522,000	0.0%
City Of Lucas	\$ 8,365,180	\$ 8,365,180	\$ 8,365,180	\$ -	0.0%
City Of Mckinney	\$ 17,123,902	\$ -	\$ -	\$ -	0.0%
City Of Murphy	\$ 1,162,529	\$ 1,162,529	\$ 1,162,529	\$ -	0.0%
City Of Parker	\$ 2,710,000	\$ 1,700,400	\$ 1,700,400	\$ -	0.0%
City Of Plano	\$ 40,915,295	\$ 39,883,159	\$ 39,883,159	\$ (0)	(0.0%)
City Of Princeton	\$ 12,069,496	\$ 4,071,986	\$ 4,071,986	\$ -	0.0%
City Of Sachse	\$ 588,000	\$ -	\$ -	\$ -	0.0%
City Of Wylie	\$ 10,347,400	\$ 10,347,400	\$ 14,967,399	\$ 4,619,999	44.6%
Collin County - Discretionary	\$ 12,345,955	\$ 36,208,531	\$ 9,713,911	\$ (26,494,620)	(73.2%)
Collin County Regional	\$ 300,040,849	\$ 363,719,952	\$ 611,998,155	\$ 248,278,203	68.3%
Collin County Rural Road	\$ 9,001,725	\$ 9,001,746	\$ 3,690,852	\$ (5,310,894)	(59.0%)
Contingency Tax Notes	\$ 547,000	\$ 517,000	\$ 517,000	\$ -	0.0%
County Bridges	\$ 1,592,749	\$ 1,592,749	\$ -	\$ (1,592,749)	(100.0%)
County City	\$ 46,000,000	\$ 46,000,685	\$ 52,000,685	\$ 6,000,000	13.0%
County-City-State	\$ 12,894,613	\$ 12,346,127	\$ 12,313,202	\$ (32,925)	(0.3%)
Courts Facility	\$ 23,228,657	\$ 23,228,657	\$ 23,228,657	\$ -	0.0%
Facility Tax Notes	\$ 8,833,486	\$ 8,863,486	\$ 8,863,486	\$ -	0.0%
Juvenile Detention Facility	\$ 4,725,947	\$ 4,725,947	\$ 4,723,848	\$ (2,099)	(0.0%)
Open Space Grants	\$ 4,488,780	\$ 5,722,449	\$ 5,880,274	\$ 157,825	2.8%
Outdoor Camp	\$ 27,352,954	\$ 27,352,954	\$ 26,971,546	\$ (381,408)	(1.4%)
Technology Tax Notes	\$ 37,973,554	\$ 37,989,894	\$ 37,973,554	\$ (16,340)	(0.0%)
Town Of Fairview	\$ 3,732,500	\$ 3,732,500	\$ 11,712,500	\$ 7,980,000	213.8%
Town Of Prosper	\$ -	\$ -	\$ 2,799,999	\$ 2,799,999	0.0%
Total Expenditures	\$ 699,682,038	\$ 754,559,020	\$ 1,004,157,676	\$ 249,598,657	33.1%

Figure 21 Capital Project Quick Facts



INTRODUCTION

PERSONNEL

FUND SUMMARIES

DEPARTMENTS

CAPITAL IMPROVEMENT PROGRAM

STATISTICS

POLICIES

COURT ORDERS

APPENDIX

Table 18 – Project Summaries

Project Summaries

Project Name	Description	Project Type	FY 2024 Budget	Available	Operational Impact
Adult Detention Facility					
FI03JAIL	2003 Bond - Justice Center	Facilities	\$ 20,114,558	\$ 10,597	\$ -
FI07JAIL	Adult Detention Facility Expansion	Facilities	\$ 45,800,000	\$ 2,949,863	\$ 489,360
FI07K4008	Fire Suppression Sprinklers	Facilities	\$ 111,751	\$ 97,351	\$ -
City of Allen					
RI07007	AL - US 75 from Ridgeview	City Roads	\$ 755,715	\$ -	\$ -
City of Anna					
RI07009	AN - Mantua Rd from SH 5	City Roads	\$ 971,660	\$ 971,660	\$ -
RI18031	Anna - Leonard Rd., Foster Crossing	City Roads	\$ 2,590,000	\$ -	\$ -
City of Celina					
RI07014	CE - CR 5 from DNT Exten	City Roads	\$ 22,825,555	\$ 1,240,667	\$ -
RI18032	Celina - Coit Rd., Vest Ln.	City Roads	\$ 7,518,289	\$ 7,518,289	\$ -
City of Dallas					
RI0718012	DA - Frankford Road	City Roads	\$ 986,082	\$ -	\$ -
RI18012	DA - Frankford Road: <i>SH 289/Preston Rd to Coit Rd</i>	City Roads	\$ 1,691,244	\$ -	\$ -
City of Frisco					
RI070031	FR - Lebanon-Starwood-Dalpk	City Roads	\$ 1,150,000	\$ 329,524	\$ -
RI07031	FR - Virginia from Prestn	City Roads	\$ 6,750,000	\$ -	\$ -
RI07033	FR - N Dlls Pkwy from War	City Roads	\$ 5,832,500	\$ -	\$ -
RI18008	FR - Dallas Parkway: <i>Eldorado Pkwy to Panther Creek Pkwy</i>	City Roads	\$ 2,000,000	\$ 2,000,000	\$ -
City of Josephine					
RI18030	Josephine - N. Greenville Ave	City Roads	\$ 2,522,000	\$ -	\$ -
City of Lucas					
RI18007	LU - Lucas Road: <i>FM 2551/Angel Parkway to FM 1378/Country Club Rd</i>	City Roads	\$ 8,365,180	\$ 726,000	\$ -
City of Murphy					
RI07053	MU - Betsy Ln fr FM2551	City Roads	\$ 1,162,529	\$ 165,217	\$ -
City of Parker					
RI070064	PA - Parker Water Lines	City Roads	\$ 1,641,115	\$ 1,402,259	\$ -
RI070074	City of Parker Utility Relocations	City Roads	\$ 59,285	\$ -	\$ -
City of Plano					
RI0318009	PL - Shiloh Road: <i>14th Street to Park Blvd</i>	City Roads	\$ 67,864	\$ -	\$ -
RI07057	PL - Major Thrhfr Rehab	City Roads	\$ 16,543,075	\$ 0	\$ -
RI07058	PL - Intersection Imprvmt	City Roads	\$ 18,330,084	\$ 2,000,001	\$ -
RI18009	PL - Shiloh Road: <i>14th Street to Park Blvd</i>	City Roads	\$ 4,942,136	\$ -	\$ -
City of Princeton					
RI07077	PN - CR407 frm US 380	City Roads	\$ 4,071,986	\$ 95,411	\$ -

Table 18 – Project Summaries

Project Summaries

Project Name	Description	Project Type	FY 2024 Budget	Available	Operational Impact
City of Wylie					
RI070077	Wylie - E Stone Road Reconstruction	City Roads	\$ 1,620,000	\$ 1,620,000	\$ -
RI07091	WY - McMillan Rd fr McCre	City Roads	\$ 3,426,775	\$ -	\$ -
RI07092	WY - Stone Rd fr Akin Ln	City Roads	\$ 4,521,250	\$ 4,021,250	\$ -
RI0718028	Wylie - McMillen Dr., McCreary	City Roads	\$ 2,399,375	\$ -	\$ -
RI18028	Wylie - McMillen Dr., McCreary	City Roads	\$ 2,999,999	\$ -	\$ -
Collin County - Discretionary					
RI18000A	2018 Proposition A Discretionary	County Roads	\$ 9,713,911	\$ 9,713,911	\$ -
Collin County Regional					
RI070020	FM2551 - Engineering	County Roads	\$ 3,887,968	\$ 1	\$ -
RI070027	TXDOT ROW 75 fr ML to 455	County Roads	\$ 2,031,831	\$ 763,126	\$ -
RI070048	US 380: <i>Airport - CR458</i>	County Roads	\$ 732,818	\$ 551,417	\$ -
RI070049	FM 546/CR400: <i>Airport E PR</i>	County Roads	\$ 1,300,000	\$ 1,300,000	\$ -
RI070056	SH78: <i>FM6 - CR557</i>	County Roads	\$ 341,436	\$ 341,436	\$ -
RI070076	Park Blvd Frm FM 1378 to FM 2514	County Roads	\$ 1,378,554	\$ 1,378,554	\$ -
RI07095	Outer Loop frm DNT to 289	County Roads	\$ 9,727,152	\$ 0	\$ -
RI0718003	SE Collin County Mobility Study	County Roads	\$ 1,500,000	\$ 511,691	\$ -
RI18001	US380 Denton Cnty to Custer	County Roads	\$ 93,612,000	\$ 90,464,900	\$ -
RI18002	SP 399 SRT by Airport	County Roads	\$ 40,908,000	\$ 32,335,091	\$ -
RI18003	US 78 PGBT to FM 6	County Roads	\$ 43,008,807	\$ 40,535,789	\$ -
RI18013	US 380, Airport to East Outer Loop	County Roads	\$ 97,132,621	\$ 87,443,644	\$ -
RI18017	US 380, Airport to Custer Land Acquisition	County Roads	\$ 125,313,746	\$ 94,464,697	\$ -
RI180L001	Collin/Denton Line to SH289	County Roads	\$ 14,400,000	\$ 416,030	\$ -
RI180L002	Outerloop - BS289 to 75	County Roads	\$ 129,821,185	\$ 75,233,602	\$ -
RI180L004	Outer Loop, SH 121 to US 380	County Roads	\$ 14,429,137	\$ 14,429,137	\$ -
RI180L005	Outer Loop, US 380 to FM 6	County Roads	\$ 17,000,000	\$ 17,000,000	\$ -
RI180L006	Outer Loop, FM 6 to Rockwall County	County Roads	\$ 15,340,000	\$ 15,340,000	\$ -
RIP75301	Mobility Plan Update	County Roads	\$ 132,900	\$ 46,188	\$ -
Collin County Rural Road					
RI07099	CR - Park Blvd fr FM2514	County Roads	\$ 3,690,852	\$ 524	\$ -
Contingency Tax Notes					
BACONTNG	2018 Tax Note Contingency	Tax Notes	\$ 517,000	\$ 517,000	\$ -
County City					
RI18004CO	Park FM2514 to SH 78	City Roads	\$ 38,000,685	\$ 34,754,899	\$ -
RI18005CO	FM 546 / CR400	City Roads	\$ 14,000,000	\$ 7,252,794	\$ -

INTRODUCTION

PERSONNEL

FUND SUMMARIES

DEPARTMENTS

CAPITAL IMPROVEMENT PROGRAM

STATISTICS

POLICIES

COURT ORDERS

APPENDIX

Table 18 – Project Summaries

Project Summaries

Project Name	Description	Project Type	FY 2024 Budget	Available	Operational Impact
County-City-State					
RI18014	US 380: <i>Airport to CR 458</i>	County Roads	\$ 11,000,000	\$ 11,000,000	\$ -
RI18016	FM 545 Contributions	County Roads	\$ 1,313,202	\$ 1,313,202	\$ -
Courts Facility					
FI07CH	Bloomdale Cths Phase 2	Facilities	\$ 23,228,657	\$ 718,029	\$ -
Facility Tax Notes					
FI01MP	Admin Services - Master Plan	Tax Notes	\$ 1,580,486	\$ 49,123	\$ -
FI18LAVNCH	JP/Constable Precinct 2 Bldg	Tax Notes	\$ 3,480,000	\$ 36,886	\$ -
FI18ME	Medical Examiner Building Expansion	Tax Notes	\$ 1,400,000	\$ 1,400,000	\$ -
FI18PLCH	Plano Sub-CH Improvement Renovations	Tax Notes	\$ 2,403,000	\$ 172,161	\$ -
Juvenile Detention Facility					
FI03JUVD	Juvenile Detention Facility	Facilities	\$ 4,723,848	\$ 4,785	\$ -
Open Space Grants					
OI0718PG18	City of McKinney - Wilson Creek Greens Trail Project	Open Space	\$ 282,263	\$ 282,263	\$ -
OI0718PG34	AL - Watters Trail S Connection	Open Space	\$ 10,862	\$ 10,862	\$ -
OI0705	2007 Open Space Grant Fnd	Open Space	\$ 551,292	\$ 551,292	\$ -
OI07PG101	Trinity Trail Preservation Assoc	Open Space	\$ 7,500	\$ -	\$ -
OI07PG103	City of Allen - Eugene McDermott	Open Space	\$ 140,365	\$ -	\$ -
OI07PG106	MP Show Barn Failure	Open Space	\$ 50,000	\$ 37,989	\$ -
OI07PG107	MP Stall Barn Foundation Failure	Open Space	\$ 50,000	\$ 42,399	\$ -
OI07PG108	MP Confinement Building Restoration	Open Space	\$ 28,150	\$ 500	\$ -
OI07PG110	Parkhill Prairie - The Nature Conservancy	Open Space	\$ 41,000	\$ (999)	\$ -
OI18DISC	2018 Proposition C Discretionary	Open Space	\$ 31,413	\$ 31,413	\$ -
OI18PG11	Frisco - Parvin Branch Trail Connect	Open Space	\$ 100,000	\$ 100,000	\$ -
OI18PG13	Town of Fairview - State Highway 5 to Stoddard Rd Trail Connection	Open Space	\$ 44,915	\$ 44,915	\$ -
OI18PG14	City of Frisco - Independence Hike & Bike Trail	Open Space	\$ 211,920	\$ 211,920	\$ -
OI18PG16	City of Lavon - Bear Creek Trail Creek Crossing Connector	Open Space	\$ 233,250	\$ 233,250	\$ -
OI18PG17	City of Lowry Crossing - Lowry Crossing City Park	Open Space	\$ 412,067	\$ 412,067	\$ -
OI18PG18	City of McKinney - Wilson Creek Greens Trail Project	Open Space	\$ 113,737	\$ 113,737	\$ -
OI18PG19	City of Melissa - Brookside Sub-Surface Crossing at SH 121	Open Space	\$ 146,666	\$ 146,666	\$ -
OI18PG25	Fairview - Stacy Rd to Monarch Trail	Open Space	\$ 97,150	\$ 97,150	\$ -
OI18PG27	Farmersville - Rambler Park	Open Space	\$ 50,000	\$ 50,000	\$ -
OI18PG28	Farmersville - Onion Shed	Open Space	\$ 175,000	\$ 175,000	\$ -
OI18PG29	Farmersville - Caddo Park	Open Space	\$ 100,000	\$ 100,000	\$ -
OI18PG30	Frisco - Poweline Hike & Bike Trail	Open Space	\$ 250,681	\$ 250,681	\$ -

INTRODUCTION

PERSONNEL

FUND SUMMARIES

DEPARTMENTS

CAPITAL IMPROVEMENT PROGRAM

STATISTICS

POLICIES

COURT ORDERS

APPENDIX

Table 18 – Project Summaries

Project Summaries

Project Name	Description	Project Type	FY 2024 Budget	Available	Operational Impact
Open Space Grants					
OI18PG31	McKinney - Wilson Creek Greens Trail	Open Space	\$ 250,681	\$ 250,681	\$ -
OI18PG32	Plano - Los Rios Park Trail	Open Space	\$ 250,681	\$ 250,681	\$ -
OI18PG33	Prosper - First St Ped & Bicycle Tunn	Open Space	\$ 250,681	\$ 250,681	\$ -
OI18PG34	AL - Watters Trail S Connection	Open Space	\$ 128,566	\$ 128,566	\$ -
OI18PG35	BR - Mowry Park	Open Space	\$ 200,000	\$ 200,000	\$ -
OI18PG36	FV - Blackland Prairie Park	Open Space	\$ 850,000	\$ 850,000	\$ -
OI18PG37	LV - Bear Creek Land Acq	Open Space	\$ 375,000	\$ 375,000	\$ -
OI18PG38	LC - Trinity Trail	Open Space	\$ 179,006	\$ 179,006	\$ -
OI18PG39	PL - Chisholm Trail Ext	Open Space	\$ 267,428	\$ 267,428	\$ -
Outdoor Camp					
OI01OC	OUTDOOR CAMP	Open Space	\$ 26,971,546	\$ 170,077	\$ -
Technology Tax Notes					
TI01K0602	County Website Solution	Tax Notes	\$ 102,009	\$ 102,009	\$ -
TI03FIN	Financial Reporting Systm	Tax Notes	\$ 12,194,488	\$ 3,862,519	\$ 21,915
TI03JUS	Justice System	Tax Notes	\$ 15,477,057	\$ 84,461	\$ 26,184
TI18ELEC	Elections Equipment and Technology	Tax Notes	\$ 10,200,000	\$ 116,584	\$ 16,321
Town of Fairview					
RI07017	FV - FM 1378 from Lucas	City Roads	\$ 132,500	\$ 132,500	\$ -
RI07018	FV - Frisco Rd from FM 1378	City Roads	\$ 540,000	\$ -	\$ -
RI07019	FV - Fairview from Ridgevie	City Roads	\$ 3,060,000	\$ -	\$ -
RI0718033	Fairview - Fairview Pkwy., Medical Dr.	City Roads	\$ 5,197,948	\$ -	\$ -
RI18033	Fairview - Fairview Pkwy., Medical Dr.	City Roads	\$ 2,782,052	\$ -	\$ -
Town of Prosper					
RI0318027	Prosper - Coit Intersection	City Roads	\$ 202,339	\$ 202,339	\$ -
RI18027	Prosper - Coit Intersection	City Roads	\$ 2,597,660	\$ 2,597,660	\$ -

INTRODUCTION

PERSONNEL

FUND SUMMARIES

DEPARTMENTS

CAPITAL IMPROVEMENT PROGRAM

STATISTICS

POLICIES

COURT ORDERS

APPENDIX

City Roads Projects Summaries

Project Name	Project	Budget	Expenditures	Available
City of Allen				
RI07007	AL - US 75 from Ridgeview	\$ 755,715	\$ 755,715	\$ -
		\$ 755,715	\$ 755,715	\$ -
City of Anna				
RI07009	AN - Mantua Rd from SH 5	\$ 971,660	\$ -	\$ 971,660
RI18031	Anna - Leonard Rd., Foster Crossing	\$ 2,590,000	\$ 2,590,000	\$ -
		\$ 3,561,660	\$ 2,590,000	\$ 971,660
City of Celina				
RI07014	CE - CR 5 from DNT Exten	\$ 22,825,555	\$ 21,584,888	\$ 1,240,667
RI18032	Celina - Coit Rd., Vest Ln.	\$ 7,518,289	\$ -	\$ 7,518,289
		\$ 30,343,844	\$ 21,584,888	\$ 8,758,956
City of Dallas				
RI0718012	DA - Frankford Road	\$ 986,082	\$ 986,082	\$ -
RI18012	DA - Frankford Road: SH 289/Preston Rd to Coit Rd	\$ 1,691,244	\$ 1,691,244	\$ -
		\$ 2,677,326	\$ 2,677,326	\$ -
City of Frisco				
RI070031	FR - Lebanon-Starwood-Dalpk	\$ 1,150,000	\$ 820,476	\$ 329,524
RI07031	FR - Virginia from Prestn	\$ 6,750,000	\$ 6,750,000	\$ -
RI07033	FR - N Dlls Pkwy from War	\$ 5,832,500	\$ 5,832,500	\$ -
RI18008	FR - Dallas Parkway: Eldorado Pkwy to Panther Creek Pkwy	\$ 2,000,000	\$ -	\$ 2,000,000
		\$ 15,732,500	\$ 13,402,976	\$ 2,329,524
City of Josephine				
RI18030	Josephine - N. Greenville Ave	\$ 2,522,000	\$ 2,522,000	\$ -
		\$ 2,522,000	\$ 2,522,000	\$ -
City of Lucas				
RI18007	LU - Lucas Road: FM 2551/Angel Parkway to FM 1378/ Country Club Rd	\$ 8,365,180	\$ 7,639,180	\$ 726,000
		\$ 8,365,180	\$ 7,639,180	\$ 726,000
City of Murphy				
RI07053	MU - Betsy Ln fr FM2551	\$ 1,162,529	\$ 997,312	\$ 165,217
		\$ 1,162,529	\$ 997,312	\$ 165,217

City Roads Projects Summaries

Project Name	Project	Budget	Expenditures	Available
City of Parker				
RI070064	PA - Parker Water Lines	\$ 1,641,115	\$ 238,856	\$ 1,402,259
RI070074	City of Parker Utility Relocations	\$ 59,285	\$ 59,285	\$ -
		\$ 1,700,400	\$ 298,141	\$ 1,402,259
City of Plano				
RI0318009	PL - Shiloh Road: 14th Street to Park Blvd	\$ 67,864	\$ 67,864	\$ -
RI07057	PL - Major Thrhfr Rehab	\$ 16,543,075	\$ 16,543,074	\$ 0
RI07058	PL - Intersection Imprvmt	\$ 18,330,084	\$ 16,330,083	\$ 2,000,001
RI18009	PL - Shiloh Road: 14th Street to Park Blvd	\$ 4,942,136	\$ 4,942,136	\$ -
		\$ 39,883,159	\$ 37,883,157	\$ 2,000,001
City of Princeton				
RI07077	PN - CR407 frm US 380	\$ 4,071,986	\$ 3,976,575	\$ 95,411
		\$ 4,071,986	\$ 3,976,575	\$ 95,411
City of Wylie				
RI070077	Wylie - E Stone Road Reconstruction	\$ 1,620,000	\$ -	\$ 1,620,000
RI07091	WY - McMillan Rd fr McCre	\$ 3,426,775	\$ 3,426,775	\$ -
RI07092	WY - Stone Rd fr Akin Ln	\$ 4,521,250	\$ 500,000	\$ 4,021,250
RI0718028	Wylie - McMillen Dr., McCreary	\$ 2,399,375	\$ 2,399,375	\$ -
RI18028	Wylie - McMillen Dr., McCreary	\$ 2,999,999	\$ 2,999,999	\$ -
		\$ 14,967,399	\$ 9,326,149	\$ 5,641,250
County City				
RI18004CO	Park FM2514 to SH 78	\$ 38,000,685	\$ 3,245,786	\$ 34,754,899
RI18005CO	FM 546 / CR400	\$ 14,000,000	\$ 6,747,206	\$ 7,252,794
		\$ 52,000,685	\$ 9,992,992	\$ 42,007,693
Town of Fairview				
RI07017	FV - FM 1378 from Lucas	\$ 132,500	\$ -	\$ 132,500
RI07018	FV - Frisco Rd from FM 1378	\$ 540,000	\$ 540,000	\$ -
RI07019	FV - Fairview from Ridgevie	\$ 3,060,000	\$ 3,060,000	\$ -
RI0718033	Fairview - Fairview Pkwy., Medical Dr.	\$ 5,197,948	\$ 5,197,948	\$ -
RI18033	Fairview - Fairview Pkwy., Medical Dr.	\$ 2,782,052	\$ 2,782,052	\$ -
		\$ 11,712,500	\$ 11,580,000	\$ 132,500

INTRODUCTION

PERSONNEL

FUND SUMMARIES

DEPARTMENTS

CAPITAL IMPROVEMENT PROGRAM

STATISTICS

POLICIES

COURT ORDERS

APPENDIX

City Roads Projects Summaries

Project Name	Project	Budget	Expenditures	Available
Town of Prosper				
RI0318027	Prosper - Coit Intersection	\$ 202,339	\$ -	\$ 202,339
RI18027	Prosper - Coit Intersection	\$ 2,597,660	\$ -	\$ 2,597,660
		\$ 2,799,999	\$ -	\$ 2,799,999
Total City Roads Projects		\$ 192,256,882	\$ 125,226,412	\$ 67,030,470

City Road Projects

FY 2024 Capital Improvement Program

Project Group:	City of Allen
Project Name:	AL - US 75 from Ridgeview
Project Number:	RI07007
Major Project:	N/A
Start Date:	2011
Project Status:	Active
Funding Source:	2007 Bond Election



PROJECT DESCRIPTION

Engineering of US 75 from Ridgeview Interchange to from 2 lanes to 8 lanes.

OPERATIONAL IMPACT

Fund	Current FY 2024	Projected Impact					Total
		FY 2025	FY 2026	FY 2027	FY 2028	Future	
N/A	\$ -	\$ -	\$ -	\$ -	\$ -	\$ -	\$ -

Impact Notes: All future maintenance is the responsibility of the City. No operational impact to the County.

FINANCIALS

Expenditure Type	Budget	Actuals	Encumbrances	Requisitions	Total Expenditures	FY 2024 Available Budget
Construction	\$ 755,715	\$ 144,483	\$ 611,232	\$ -	\$ 755,715	\$ -
Total	\$ 755,715	\$ 144,483	\$ 611,232	\$ -	\$ 755,715	\$ -

Project financials are displayed as Project-to-Date numbers.

INTRODUCTION

PERSONNEL

FUND SUMMARIES

DEPARTMENTS

CAPITAL IMPROVEMENT PROGRAM

STATISTICS

POLICIES

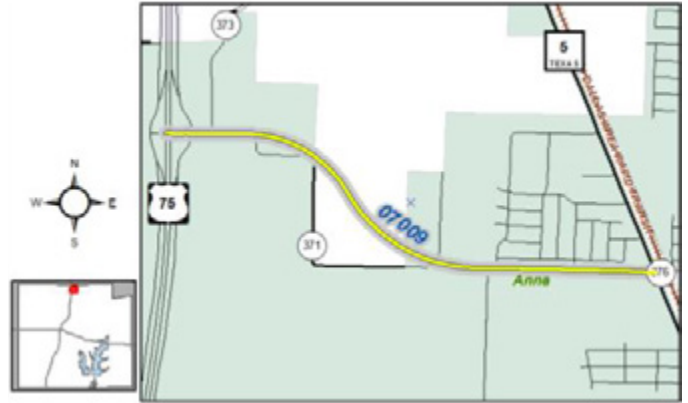
COURT ORDERS

APPENDIX

City Road Projects

FY 2024 Capital Improvement Program

Project Group:	City of Anna
Project Name:	AN - Mantua Rd from SH 5
Project Number:	RI07009
Major Project:	N/A
Start Date:	2009
Project Status:	Active
Funding Source:	2007 Bond Election



PROJECT DESCRIPTION

Reconstruction of Mantua Rd / CR 371 from SH 5 (N. Powell Pkwy) to US 75 for a length of 1.8 miles.

OPERATIONAL IMPACT

Fund	Current FY 2024	Projected Impact					Total
		FY 2025	FY 2026	FY 2027	FY 2028	Future	
N/A	\$ -	\$ -	\$ -	\$ -	\$ -	\$ -	\$ -

Impact Notes: All future maintenance is the responsibility of the City. No operational impact to the County.

FINANCIALS

Expenditure Type	Budget	Actuals	Encumbrances	Requisitions	Total Expenditures	FY 2024 Available Budget
Construction	\$ 971,660	\$ -	\$ -	\$ -	\$ -	\$ 971,660
Total	\$ 971,660	\$ -	\$ -	\$ -	\$ -	\$ 971,660

Project financials are displayed as Project-to-Date numbers.

City Road Projects

FY 2024 Capital Improvement Program

Project Group:	City of Anna
Project Name:	Anna - Leonard Rd., Foster Crossing
Project Number:	RI18031
Major Project:	N/A
Start Date:	2023
Project Status:	Active
Funding Source:	2018 Bond Election



PROJECT DESCRIPTION

Leonard Rd., Foster Crossing to Collin County Outer Loop

OPERATIONAL IMPACT

Fund	Current FY 2024	Projected Impact					Total
		FY 2025	FY 2026	FY 2027	FY 2028	Future	
N/A	\$ -	\$ -	\$ -	\$ -	\$ -	\$ -	\$ -

Impact Notes: All future maintenance is the responsibility of the City of Anna. No future cost impact to the County.

FINANCIALS

Expenditure Type	Budget	Actuals	Encumbrances	Requisitions	Total Expenditures	FY 2024 Available Budget
Construction	\$ 2,590,000	\$ -	\$ 2,590,000	\$ -	\$ 2,590,000	\$ -
Total	\$ 2,590,000	\$ -	\$ 2,590,000	\$ -	\$ 2,590,000	\$ -

Project financials are displayed as Project-to-Date numbers.

INTRODUCTION

PERSONNEL

FUND SUMMARIES

DEPARTMENTS

CAPITAL IMPROVEMENT PROGRAM

STATISTICS

POLICIES

COURT ORDERS

APPENDIX

City Road Projects

FY 2024 Capital Improvement Program

Project Group:	City of Celina
Project Name:	CE - CR 5 from DNT Exten
Project Number:	RI07014
Major Project:	N/A
Start Date:	2009
Project Status:	Active
Funding Source:	2007 Bond Election



PROJECT DESCRIPTION

Reconstruction of CR 5 from DNT Extension to SH 289 (Preston Rd) for a length of 1.89 miles.

OPERATIONAL IMPACT

Fund	Current FY 2024	Projected Impact					Total
		FY 2025	FY 2026	FY 2027	FY 2028	Future	
N/A	\$ -	\$ -	\$ -	\$ -	\$ -	\$ -	\$ -

Impact Notes: All future maintenance is the responsibility of the City. No operational impact to the County.

FINANCIALS

Expenditure Type	Budget	Actuals	Encumbrances	Requisitions	Total Expenditures	FY 2024 Available Budget
Construction	\$ 13,323,665	\$ 11,366,190	\$ 885,506	\$ -	\$ 12,251,696	\$ 1,071,969
Design	\$ 3,232,645	\$ 3,145,626	\$ 58	\$ -	\$ 3,145,684	\$ 86,961
Right Of Way Acquisition	\$ 6,269,246	\$ 6,187,508	\$ -	\$ -	\$ 6,187,508	\$ 81,738
Total	\$ 22,825,555	\$ 20,699,324	\$ 885,565	\$ -	\$ 21,584,888	\$ 1,240,667

Project financials are displayed as Project-to-Date numbers.

City Road Projects

FY 2024 Capital Improvement Program

Project Group:	City of Celina
Project Name:	Celina - Coit Rd., Vest Ln.
Project Number:	RI18032
Major Project:	N/A
Start Date:	2023
Project Status:	Active
Funding Source:	2018 Bond Election



PROJECT DESCRIPTION

Coit Rd. Vest Ln to Choate Pkwy

OPERATIONAL IMPACT

Fund	Current	Projected Impact					Total
	FY 2024	FY 2025	FY 2026	FY 2027	FY 2028	Future	
N/A	\$ -	\$ -	\$ -	\$ -	\$ -	\$ -	\$ -

Impact Notes: All future maintenance is the responsibility of the City of Celina. No future cost impact to the County.

FINANCIALS

Expenditure Type	Budget	Actuals	Encumbrances	Requisitions	Total Expenditures	FY 2024 Available Budget
Construction	\$ 7,518,289	\$ -	\$ -	\$ -	\$ -	\$ 7,518,289
Total	\$ 7,518,289	\$ -	\$ -	\$ -	\$ -	\$ 7,518,289

Project financials are displayed as Project-to-Date numbers.

INTRODUCTION

PERSONNEL

FUND SUMMARIES

DEPARTMENTS

CAPITAL IMPROVEMENT PROGRAM

STATISTICS

POLICIES

COURT ORDERS

APPENDIX

City Road Projects

FY 2024 Capital Improvement Program

Project Group:	City of Dallas
Project Name:	DA - Frankford Road
Project Number:	RI0718012
Major Project:	18012
Start Date:	2020
Project Status:	Active
Funding Source:	2007 Bond Election



PROJECT DESCRIPTION

City of Dallas managed. Current roadway improved to include partial reconstruction where needed, an asphalt overlay, pedestrian improvements including sidewalk, ada ramps and crosswalk enhancements, traffic signal improvements, and street lighting.

OPERATIONAL IMPACT

Fund	Current	Projected Impact					Total
	FY 2024	FY 2025	FY 2026	FY 2027	FY 2028	Future	
N/A	\$ -	\$ -	\$ -	\$ -	\$ -	\$ -	\$ -

Impact Notes: All future maintenance is the responsibility of the City. No future cost impact to the County.

FINANCIALS

Expenditure Type	Budget	Actuals	Encumbrances	Requisitions	Total Expenditures	FY 2024 Available Budget
Construction	\$ 986,082	\$ 493,041	\$ 493,041	\$ -	\$ 986,082	\$ -
Total	\$ 986,082	\$ 493,041	\$ 493,041	\$ -	\$ 986,082	\$ -

Project financials are displayed as Project-to-Date numbers.

City Road Projects

FY 2024 Capital Improvement Program

Project Group:	City of Dallas
Project Name:	DA - Frankford Road: SH 289/Preston Rd to Coit Rd
Project Number:	RI18012
Major Project:	18012
Start Date:	2020
Project Status:	Active
Funding Source:	2018 Bond Election



PROJECT DESCRIPTION

City of Dallas managed. Current roadway improved to include partial reconstruction where needed, an asphalt overlay, pedestrian improvements including sidewalk, ada ramps and crosswalk enhancements, traffic signal improvements, and street lighting.

OPERATIONAL IMPACT

Fund	Current	Projected Impact					Total
	FY 2024	FY 2025	FY 2026	FY 2027	FY 2028	Future	
N/A	\$ -	\$ -	\$ -	\$ -	\$ -	\$ -	\$ -

Impact Notes: All future maintenance is the responsibility of the City. No operational impact to the County.

FINANCIALS

Expenditure Type	Budget	Actuals	Encumbrances	Requisitions	Total Expenditures	FY 2024 Available Budget
Construction	\$ 1,691,244	\$ 845,622	\$ 845,622	\$ -	\$ 1,691,244	\$ -
Total	\$ 1,691,244	\$ 845,622	\$ 845,622	\$ -	\$ 1,691,244	\$ -

Project financials are displayed as Project-to-Date numbers.

INTRODUCTION

PERSONNEL

FUND SUMMARIES

DEPARTMENTS

CAPITAL IMPROVEMENT PROGRAM

STATISTICS

POLICIES

COURT ORDERS

APPENDIX

City Road Projects

FY 2024 Capital Improvement Program

Project Group:	City of Frisco
Project Name:	FR - Lebanon-Starwood-Dalpk
Project Number:	RI070031
Major Project:	N/A
Start Date:	2015
Project Status:	Active
Funding Source:	2007 Bond Election



PROJECT DESCRIPTION

FR - Lebanon-Starwood-Dalpk

OPERATIONAL IMPACT

Fund	Current FY 2024	Projected Impact					Total
		FY 2025	FY 2026	FY 2027	FY 2028	Future	
N/A	\$ -	\$ -	\$ -	\$ -	\$ -	\$ -	\$ -

Impact Notes: All future maintenance is the responsibility of the City. No operational impact to the County.

FINANCIALS

Expenditure Type	Budget	Actuals	Encumbrances	Requisitions	Total Expenditures	FY 2024 Available Budget
Construction	\$ 1,150,000	\$ 820,476	\$ -	\$ -	\$ 820,476	\$ 329,524
Total	\$ 1,150,000	\$ 820,476	\$ -	\$ -	\$ 820,476	\$ 329,524

Project financials are displayed as Project-to-Date numbers.

City Road Projects

FY 2024 Capital Improvement Program

Project Group:	City of Frisco
Project Name:	FR - Virginia from Prestn
Project Number:	RI07031
Major Project:	N/A
Start Date:	2010
Project Status:	Active
Funding Source:	2007 Bond Election



PROJECT DESCRIPTION

New Arterial of Virginia Pkwy from Preston to Coit Rd for a length of 2 miles.

OPERATIONAL IMPACT

Fund	Current	Projected Impact					Total
	FY 2024	FY 2025	FY 2026	FY 2027	FY 2028	Future	
N/A	\$ -	\$ -	\$ -	\$ -	\$ -	\$ -	\$ -

Impact Notes: All future maintenance is the responsibility of the City. No operational impact to the County.

FINANCIALS

Expenditure Type	Budget	Actuals	Encumbrances	Requisitions	Total Expenditures	FY 2024 Available Budget
Construction	\$ 6,750,000	\$ -	\$ 6,750,000	\$ -	\$ 6,750,000	\$ -
Total	\$ 6,750,000	\$ -	\$ 6,750,000	\$ -	\$ 6,750,000	\$ -

Project financials are displayed as Project-to-Date numbers.

INTRODUCTION

PERSONNEL

FUND SUMMARIES

DEPARTMENTS

CAPITAL IMPROVEMENT PROGRAM

STATISTICS

POLICIES

COURT ORDERS

APPENDIX

City Road Projects

FY 2024 Capital Improvement Program

Project Group:	City of Frisco
Project Name:	FR - N Dlls Pkwy from War
Project Number:	RI07033
Major Project:	N/A
Start Date:	2010
Project Status:	Active
Funding Source:	2007 Bond Election



PROJECT DESCRIPTION

Widening of North Dallas Pkwy from Warren to El Dorado from 4 lanes to 6 lanes for a length of 5.2 miles.

OPERATIONAL IMPACT

Fund	Current FY 2024	Projected Impact					Total
		FY 2025	FY 2026	FY 2027	FY 2028	Future	
N/A	\$ -	\$ -	\$ -	\$ -	\$ -	\$ -	\$ -

Impact Notes: All future maintenance is the responsibility of the City. No operational impact to the County.

FINANCIALS

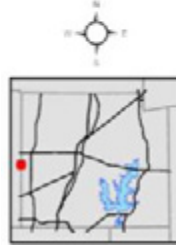
Expenditure Type	Budget	Actuals	Encumbrances	Requisitions	Total Expenditures	FY 2024 Available Budget
Construction	\$ 5,832,500	\$ 4,051,199	\$ 1,781,301	\$ -	\$ 5,832,500	\$ -
Total	\$ 5,832,500	\$ 4,051,199	\$ 1,781,301	\$ -	\$ 5,832,500	\$ -

Project financials are displayed as Project-to-Date numbers.

City Road Projects

FY 2024 Capital Improvement Program

Project Group:	City of Frisco
Project Name:	FR - Dallas Parkway: Eldorado Pkwy to Panther Creek Pkwy
Project Number:	RI18008
Major Project:	N/A
Start Date:	2020
Project Status:	Active
Funding Source:	2018 Bond Election



PROJECT DESCRIPTION

Dallas Parkway: Eldorado Pkwy to Panther Creek Pkwy

OPERATIONAL IMPACT

Fund	Current FY 2024	Projected Impact					Total
		FY 2025	FY 2026	FY 2027	FY 2028	Future	
N/A	\$ -	\$ -	\$ -	\$ -	\$ -	\$ -	\$ -

Impact Notes: All future maintenance is the responsibility of the City. No operational impact to the County.

FINANCIALS

Expenditure Type	Budget	Actuals	Encumbrances	Requisitions	Total Expenditures	FY 2024 Available Budget
Construction	\$ 2,000,000	\$ -	\$ -	\$ -	\$ -	\$ 2,000,000
Total	\$ 2,000,000	\$ -	\$ -	\$ -	\$ -	\$ 2,000,000

Project financials are displayed as Project-to-Date numbers.

INTRODUCTION

PERSONNEL

FUND SUMMARIES

DEPARTMENTS

CAPITAL IMPROVEMENT PROGRAM

STATISTICS

POLICIES

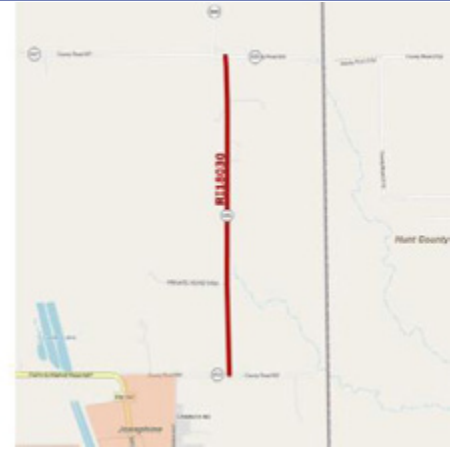
COURT ORDERS

APPENDIX

City Road Projects

FY 2024 Capital Improvement Program

Project Group:	City of Josephine
Project Name:	Josephine - N. Greenville Ave
Project Number:	RI18030
Major Project:	N/A
Start Date:	2023
Project Status:	Active
Funding Source:	2018 Bond Election



PROJECT DESCRIPTION

N. Greenville Ave, CR 850 to ISD Property Line

OPERATIONAL IMPACT

Fund	Current FY 2024	Projected Impact					Total
		FY 2025	FY 2026	FY 2027	FY 2028	Future	
N/A	\$ -	\$ -	\$ -	\$ -	\$ -	\$ -	\$ -

Impact Notes: All future maintenance is the responsibility of the City of Josephine. No future cost impact to the County.

FINANCIALS

Expenditure Type	Budget	Actuals	Encumbrances	Requisitions	Total Expenditures	FY 2024 Available Budget
Construction	\$ 2,522,000	\$ -	\$ 2,522,000	\$ -	\$ 2,522,000	\$ -
Total	\$ 2,522,000	\$ -	\$ 2,522,000	\$ -	\$ 2,522,000	\$ -

Project financials are displayed as Project-to-Date numbers.

City Road Projects

FY 2024 Capital Improvement Program

Project Group:	City of Lucas
Project Name:	LU - Lucas Road: FM 2551/Angel Parkway to FM 1378/Country Club Rd
Project Number:	RI18007
Major Project:	N/A
Start Date:	2020
Project Status:	Active
Funding Source:	2018 Bond Election



PROJECT DESCRIPTION

Lucas Road: FM 2551/Angel Parkway to FM 1378/Country Club Rd - Project has been cancelled and funding no longer needed.

OPERATIONAL IMPACT

Fund	Current	Projected Impact					Total
	FY 2024	FY 2025	FY 2026	FY 2027	FY 2028	Future	
N/A	\$ -	\$ -	\$ -	\$ -	\$ -	\$ -	\$ -

Impact Notes: All future maintenance is the responsibility of the City. No operational impact to the County.

FINANCIALS

Expenditure Type	Budget	Actuals	Encumbrances	Requisitions	Total Expenditures	FY 2024 Available Budget
Construction	\$ 7,539,180	\$ 4,182,590	\$ 3,356,590	\$ -	\$ 7,539,180	\$ -
Design	\$ 60,000	\$ 19,719	\$ 20,281	\$ -	\$ 40,000	\$ 20,000
Right Of Way Acquisition	\$ 766,000	\$ 58,800	\$ 1,200	\$ -	\$ 60,000	\$ 706,000
Total	\$ 8,365,180	\$ 4,261,109	\$ 3,378,071	\$ -	\$ 7,639,180	\$ 726,000

Project financials are displayed as Project-to-Date numbers.

INTRODUCTION

PERSONNEL

FUND SUMMARIES

DEPARTMENTS

CAPITAL IMPROVEMENT PROGRAM

STATISTICS

POLICIES

COURT ORDERS

APPENDIX

City Road Projects

FY 2024 Capital Improvement Program

Project Group:	City of Murphy
Project Name:	MU - Betsy Ln fr FM2551
Project Number:	RI07053
Major Project:	N/A
Start Date:	2009
Project Status:	Active
Funding Source:	2007 Bond Election



PROJECT DESCRIPTION

Reconstruction of Betsy Ln from FM 2551 to McCreary Rd for a length of 1 mile.

OPERATIONAL IMPACT

Fund	Current FY 2024	Projected Impact					Total
		FY 2025	FY 2026	FY 2027	FY 2028	Future	
N/A	\$ -	\$ -	\$ -	\$ -	\$ -	\$ -	\$ -

Impact Notes: All future maintenance is the responsibility of the City. No operational impact to the County.

FINANCIALS

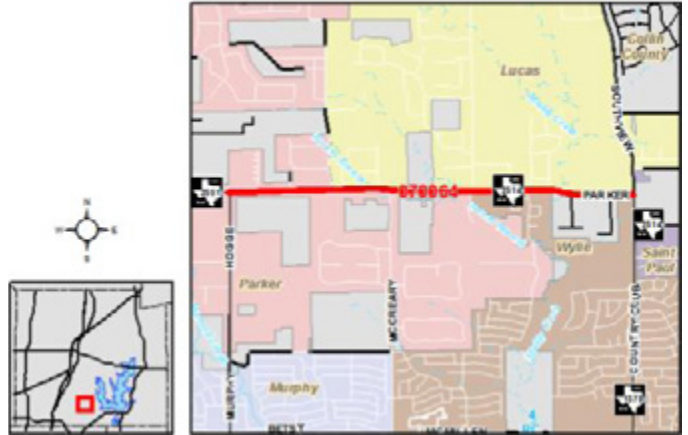
Expenditure Type	Budget	Actuals	Encumbrances	Requisitions	Total Expenditures	FY 2024 Available Budget
Construction	\$ 1,162,529	\$ 997,312	\$ -	\$ -	\$ 997,312	\$ 165,217
Total	\$ 1,162,529	\$ 997,312	\$ -	\$ -	\$ 997,312	\$ 165,217

Project financials are displayed as Project-to-Date numbers.

City Road Projects

FY 2024 Capital Improvement Program

Project Group:	City of Parker
Project Name:	PA - Parker Water Lines
Project Number:	RI070064
Major Project:	N/A
Start Date:	2015
Project Status:	Active
Funding Source:	2007 Bond Election



PROJECT DESCRIPTION

City of Parker Added Project; Engineering and construction of the relocation of the City of Parker's water line on FM 2514 from FM 2551 to FM 1378

OPERATIONAL IMPACT

Fund	Current	Projected Impact					Total
	FY 2024	FY 2025	FY 2026	FY 2027	FY 2028	Future	
N/A	\$ -	\$ -	\$ -	\$ -	\$ -	\$ -	\$ -

Impact Notes: All future maintenance is the responsibility of the City. No operational impact to the County.

FINANCIALS

Expenditure Type	Budget	Actuals	Encumbrances	Requisitions	Total Expenditures	FY 2024 Available Budget
Construction	\$ 307,962	\$ -	\$ -	\$ -	\$ -	\$ 307,962
Design	\$ 1,333,153	\$ 238,856	\$ -	\$ -	\$ 238,856	\$ 1,094,297
Total	\$ 1,641,115	\$ 238,856	\$ -	\$ -	\$ 238,856	\$ 1,402,259

Project financials are displayed as Project-to-Date numbers.

INTRODUCTION

PERSONNEL

FUND SUMMARIES

DEPARTMENTS

CAPITAL IMPROVEMENT PROGRAM

STATISTICS

POLICIES

COURT ORDERS

APPENDIX

City Road Projects

FY 2024 Capital Improvement Program

Project Group:	City of Parker
Project Name:	City of Parker Utility Relocations
Project Number:	RI070074
Major Project:	N/A
Start Date:	2022
Project Status:	Active
Funding Source:	2007 Bond Election



PROJECT DESCRIPTION

City of Parker - Design of city owned water utility relocations for the FM 2551 roadway widening project.

OPERATIONAL IMPACT

Fund	Current FY 2024	Projected Impact					Total
		FY 2025	FY 2026	FY 2027	FY 2028	Future	
N/A	\$ -	\$ -	\$ -	\$ -	\$ -	\$ -	\$ -

Impact Notes: All future maintenance is the responsibility of the City. No future cost impact to the County.

FINANCIALS

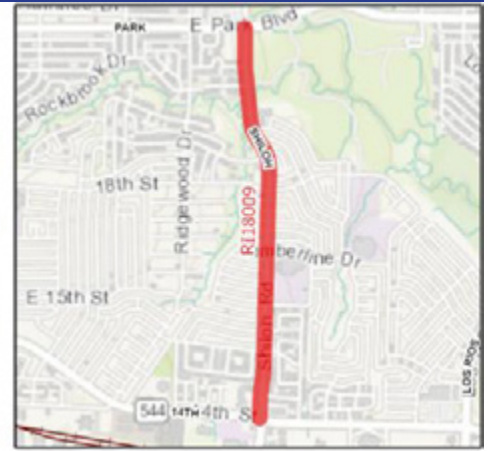
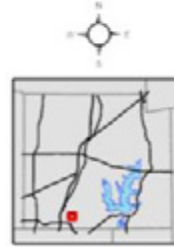
Expenditure Type	Budget	Actuals	Encumbrances	Requisitions	Total Expenditures	FY 2024 Available Budget
Construction	\$ 59,285	\$ -	\$ 59,285	\$ -	\$ 59,285	\$ -
Total	\$ 59,285	\$ -	\$ 59,285	\$ -	\$ 59,285	\$ -

Project financials are displayed as Project-to-Date numbers.

City Road Projects

FY 2024 Capital Improvement Program

Project Group:	City of Plano
Project Name:	PL - Shiloh Road: 14th Street to Park Blvd
Project Number:	RI0318009
Major Project:	18009
Start Date:	2020
Project Status:	Active
Funding Source:	2003 Bond Election



PROJECT DESCRIPTION

Shiloh Road: Construction of the two eastern lanes to complete a four-lane divided throughfare.

OPERATIONAL IMPACT

Fund	Current FY 2024	Projected Impact					Total
		FY 2025	FY 2026	FY 2027	FY 2028	Future	
N/A	\$ -	\$ -	\$ -	\$ -	\$ -	\$ -	\$ -

Impact Notes: All future maintenance is the responsibility of the City. No operational impact to the County.

FINANCIALS

Expenditure Type	Budget	Actuals	Encumbrances	Requisitions	Total Expenditures	FY 2024 Available Budget
Construction	\$ 67,864	\$ 33,932	\$ 33,932	\$ -	\$ 67,864	\$ -
Total	\$ 67,864	\$ 33,932	\$ 33,932	\$ -	\$ 67,864	\$ -

Project financials are displayed as Project-to-Date numbers.

INTRODUCTION

PERSONNEL

FUND SUMMARIES

DEPARTMENTS

CAPITAL IMPROVEMENT PROGRAM

STATISTICS

POLICIES

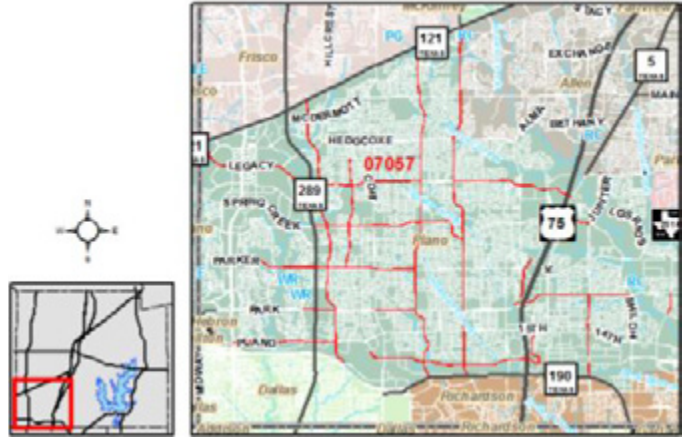
COURT ORDERS

APPENDIX

City Road Projects

FY 2024 Capital Improvement Program

Project Group:	City of Plano
Project Name:	PL - Major Thrhfr Rehab
Project Number:	RI07057
Major Project:	N/A
Start Date:	2008
Project Status:	Active
Funding Source:	2007 Bond Election



PROJECT DESCRIPTION

Reconstruction of Major Thoroughfare Rehabilitation.

OPERATIONAL IMPACT

Fund	Current FY 2024	Projected Impact					Total
		FY 2025	FY 2026	FY 2027	FY 2028	Future	
N/A	\$ -	\$ -	\$ -	\$ -	\$ -	\$ -	\$ -

Impact Notes: All future maintenance is the responsibility of the City. No operational impact to the County.

FINANCIALS

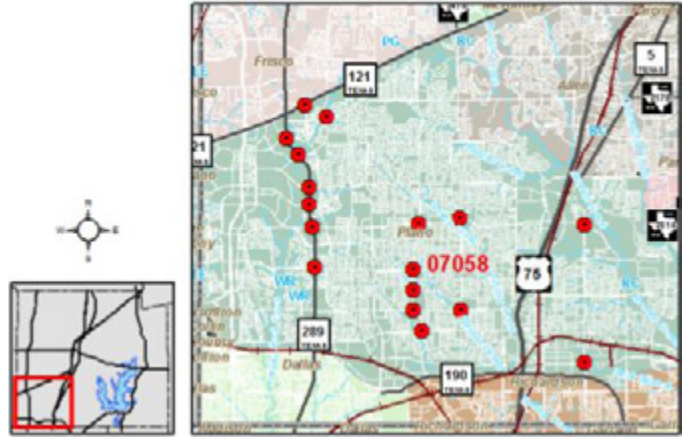
Expenditure Type	Budget	Actuals	Encumbrances	Requisitions	Total Expenditures	FY 2024 Available Budget
Construction	\$ 16,543,075	\$ 15,043,074	\$ 1,500,000	\$ -	\$ 16,543,074	\$ 0
Total	\$ 16,543,075	\$ 15,043,074	\$ 1,500,000	\$ -	\$ 16,543,074	\$ 0

Project financials are displayed as Project-to-Date numbers.

City Road Projects

FY 2024 Capital Improvement Program

Project Group:	City of Plano
Project Name:	PL - Intersection Imprvmt
Project Number:	RI07058
Major Project:	N/A
Start Date:	2008
Project Status:	Active
Funding Source:	2007 Bond Election



PROJECT DESCRIPTION

City of Plano Intersection Improvements.

OPERATIONAL IMPACT

Fund	Current	Projected Impact					Total
	FY 2024	FY 2025	FY 2026	FY 2027	FY 2028	Future	
N/A	\$ -	\$ -	\$ -	\$ -	\$ -	\$ -	\$ -

Impact Notes: All future maintenance is the responsibility of the City. No operational impact to the County.

FINANCIALS

Expenditure Type	Budget	Actuals	Encumbrances	Requisitions	Total Expenditures	FY 2024 Available Budget
Construction	\$ 18,330,084	\$ 15,214,983	\$ 1,115,100	\$ -	\$ 16,330,083	\$ 2,000,001
Total	\$ 18,330,084	\$ 15,214,983	\$ 1,115,100	\$ -	\$ 16,330,083	\$ 2,000,001

Project financials are displayed as Project-to-Date numbers.

INTRODUCTION

PERSONNEL

FUND SUMMARIES

DEPARTMENTS

CAPITAL IMPROVEMENT PROGRAM

STATISTICS

POLICIES

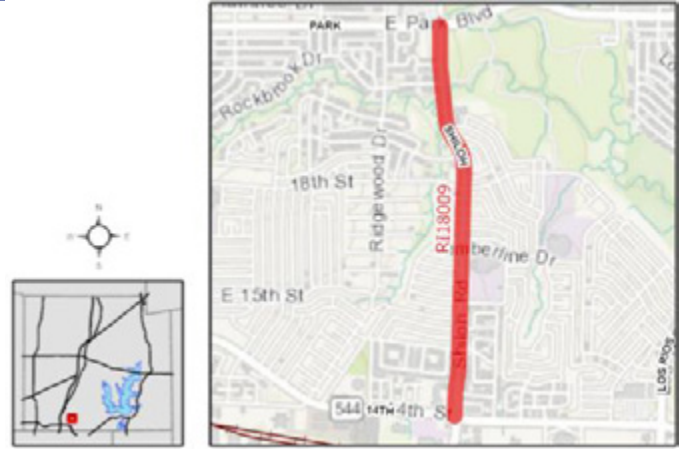
COURT ORDERS

APPENDIX

City Road Projects

FY 2024 Capital Improvement Program

Project Group:	City of Plano
Project Name:	PL - Shiloh Road: 14th Street to Park Blvd
Project Number:	RI18009
Major Project:	18009
Start Date:	2020
Project Status:	Active
Funding Source:	2018 Bond Election



PROJECT DESCRIPTION

Shiloh Road: 14th Street to Park Blvd

OPERATIONAL IMPACT

Fund	Current FY 2024	Projected Impact					Total
		FY 2025	FY 2026	FY 2027	FY 2028	Future	
N/A	\$ -	\$ -	\$ -	\$ -	\$ -	\$ -	\$ -

Impact Notes: All future maintenance is the responsibility of the City. No operational impact to the County.

FINANCIALS

Expenditure Type	Budget	Actuals	Encumbrances	Requisitions	Total Expenditures	FY 2024 Available Budget
Construction	\$ 4,942,136	\$ 2,471,068	\$ 2,471,068	\$ -	\$ 4,942,136	\$ -
Total	\$ 4,942,136	\$ 2,471,068	\$ 2,471,068	\$ -	\$ 4,942,136	\$ -

Project financials are displayed as Project-to-Date numbers.

City Road Projects

FY 2024 Capital Improvement Program

Project Group:	City of Princeton
Project Name:	PN - CR407 frm US 380
Project Number:	RI07077
Major Project:	N/A
Start Date:	2009
Project Status:	Active
Funding Source:	2007 Bond Election



PROJECT DESCRIPTION

Reconstruction of CR 407 (Monte Carlo Blvd) from US 380 to FM 75 for a length of 2.27 miles.

OPERATIONAL IMPACT

Fund	Current FY 2024	Projected Impact					Total
		FY 2025	FY 2026	FY 2027	FY 2028	Future	
N/A	\$ -	\$ -	\$ -	\$ -	\$ -	\$ -	\$ -

Impact Notes: All future maintenance is the responsibility of the City. No operational impact to the County.

FINANCIALS

Expenditure Type	Budget	Actuals	Encumbrances	Requisitions	Total Expenditures	FY 2024 Available Budget
Construction	\$ 4,071,986	\$ 3,976,575	\$ -	\$ -	\$ 3,976,575	\$ 95,411
Total	\$ 4,071,986	\$ 3,976,575	\$ -	\$ -	\$ 3,976,575	\$ 95,411

Project financials are displayed as Project-to-Date numbers.

INTRODUCTION

PERSONNEL

FUND SUMMARIES

DEPARTMENTS

CAPITAL IMPROVEMENT PROGRAM

STATISTICS

POLICIES

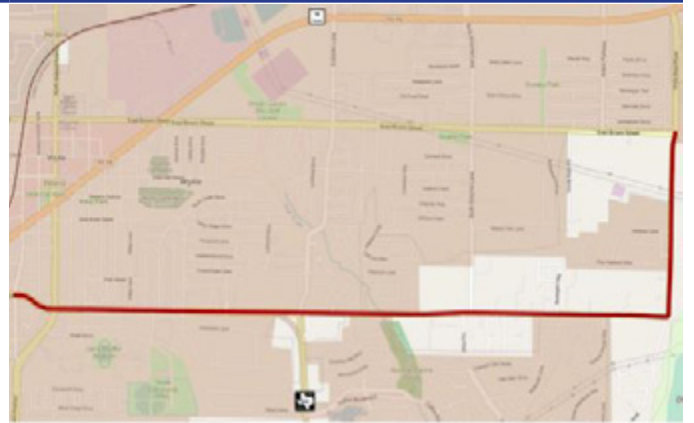
COURT ORDERS

APPENDIX

City Road Projects

FY 2024 Capital Improvement Program

Project Group:	City of Wylie
Project Name:	Wylie - E Stone Road Reconstruction
Project Number:	RI070077
Major Project:	N/A
Start Date:	2023
Project Status:	Active
Funding Source:	2007 Bond Election



PROJECT DESCRIPTION

E Stone Road Rehabilitation Project with the City of Wylie

OPERATIONAL IMPACT

Fund	Current FY 2024	Projected Impact					Total
		FY 2025	FY 2026	FY 2027	FY 2028	Future	
N/A	\$ -	\$ -	\$ -	\$ -	\$ -	\$ -	\$ -

Impact Notes: All future maintenance is the responsibility of the City of Wylie. No future cost impact to the County.

FINANCIALS

Expenditure Type	Budget	Actuals	Encumbrances	Requisitions	Total Expenditures	FY 2024 Available Budget
Construction	\$ 1,620,000	\$ -	\$ -	\$ -	\$ -	\$ 1,620,000
Total	\$ 1,620,000	\$ -	\$ -	\$ -	\$ -	\$ 1,620,000

Project financials are displayed as Project-to-Date numbers.

City Road Projects

FY 2024 Capital Improvement Program

Project Group:	City of Wylie
Project Name:	WY - McMillan Rd fr McCre
Project Number:	RI07091
Major Project:	N/A
Start Date:	2009
Project Status:	Active
Funding Source:	2007 Bond Election



PROJECT DESCRIPTION

Reconstruction of McMillan Rd (Park Blvd) from E. of McCreary to FM 1378 for a length of 1.089 miles.

OPERATIONAL IMPACT

Fund	Current	Projected Impact					Total
	FY 2024	FY 2025	FY 2026	FY 2027	FY 2028	Future	
N/A	\$ -	\$ -	\$ -	\$ -	\$ -	\$ -	\$ -

Impact Notes: All future maintenance is the responsibility of the City. No operational impact to the County.

FINANCIALS

Expenditure Type	Budget	Actuals	Encumbrances	Requisitions	Total Expenditures	FY 2024 Available Budget
Construction	\$ 1,750,000	\$ 1,375,000	\$ 375,000	\$ -	\$ 1,750,000	\$ -
Contingency	\$ 1,676,775	\$ 838,387	\$ 838,388	\$ -	\$ 1,676,775	\$ -
Total	\$ 3,426,775	\$ 2,213,387	\$ 1,213,388	\$ -	\$ 3,426,775	\$ -

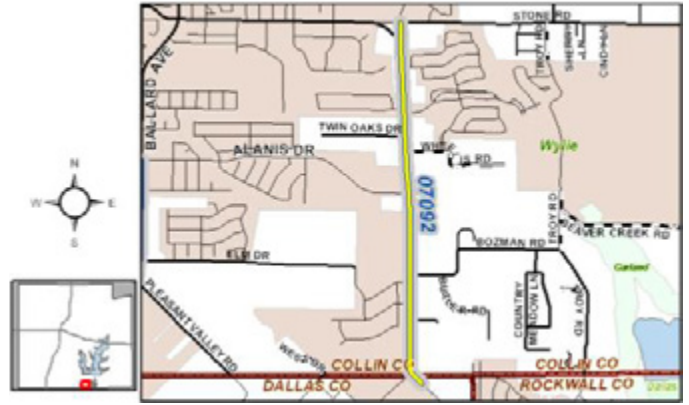
Project financials are displayed as Project-to-Date numbers.

INTRODUCTION
PERSONNEL
FUND SUMMARIES
DEPARTMENTS
CAPITAL IMPROVEMENT PROGRAM
STATISTICS
POLICIES
COURT ORDERS
APPENDIX

City Road Projects

FY 2024 Capital Improvement Program

Project Group:	City of Wylie
Project Name:	WY - Stone Rd fr Akin Ln
Project Number:	RI07092
Major Project:	N/A
Start Date:	2009
Project Status:	Active
Funding Source:	2007 Bond Election



PROJECT DESCRIPTION

Reconstruction of Stone Rd from Akin Ln to County Line Rd for a length of 1.98 miles.

OPERATIONAL IMPACT

Fund	Current FY 2024	Projected Impact					Total
		FY 2025	FY 2026	FY 2027	FY 2028	Future	
N/A	\$ -	\$ -	\$ -	\$ -	\$ -	\$ -	\$ -

Impact Notes: All future maintenance is the responsibility of the City. No operational impact to the County.

FINANCIALS

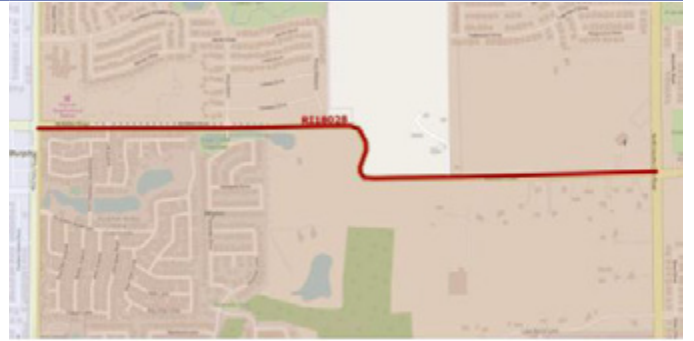
Expenditure Type	Budget	Actuals	Encumbrances	Requisitions	Total Expenditures	FY 2024 Available Budget
Construction	\$ 4,521,250	\$ 500,000	\$ -	\$ -	\$ 500,000	\$ 4,021,250
Total	\$ 4,521,250	\$ 500,000	\$ -	\$ -	\$ 500,000	\$ 4,021,250

Project financials are displayed as Project-to-Date numbers.

City Road Projects

FY 2024 Capital Improvement Program

Project Group:	City of Wylie
Project Name:	Wylie - McMillen Dr., McCreary
Project Number:	RI0718028
Major Project:	18028
Start Date:	2023
Project Status:	Active
Funding Source:	2007 Bond Election



PROJECT DESCRIPTION

McMillen Dr., McCreary Rd. to Country Club Road

OPERATIONAL IMPACT

Fund	Current	Projected Impact					Total
	FY 2024	FY 2025	FY 2026	FY 2027	FY 2028	Future	
N/A	\$ -	\$ -	\$ -	\$ -	\$ -	\$ -	\$ -

Impact Notes: All future maintenance is the responsibility of the City of Wylie. No future cost impact to the County.

FINANCIALS

Expenditure Type	Budget	Actuals	Encumbrances	Requisitions	Total Expenditures	FY 2024 Available Budget
Construction	\$ 2,399,375	\$ -	\$ 2,399,375	\$ -	\$ 2,399,375	\$ -
Total	\$ 2,399,375	\$ -	\$ 2,399,375	\$ -	\$ 2,399,375	\$ -

Project financials are displayed as Project-to-Date numbers.

INTRODUCTION

PERSONNEL

FUND SUMMARIES

DEPARTMENTS

CAPITAL IMPROVEMENT PROGRAM

STATISTICS

POLICIES

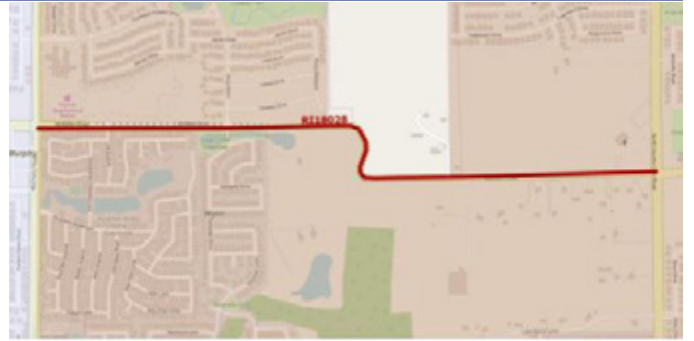
COURT ORDERS

APPENDIX

City Road Projects

FY 2024 Capital Improvement Program

Project Group:	City of Wylie
Project Name:	Wylie - McMillen Dr., McCreary
Project Number:	RI18028
Major Project:	18028
Start Date:	2023
Project Status:	Active
Funding Source:	2018 Bond Election



PROJECT DESCRIPTION

McMillen Dr., McCreary Rd. to Country Club Road

OPERATIONAL IMPACT

Fund	Current FY 2024	Projected Impact					Total
		FY 2025	FY 2026	FY 2027	FY 2028	Future	
N/A	\$ -	\$ -	\$ -	\$ -	\$ -	\$ -	\$ -

Impact Notes: All future maintenance is the responsibility of the City of Wylie. No future cost impact to the County.

FINANCIALS

Expenditure Type	Budget	Actuals	Encumbrances	Requisitions	Total Expenditures	FY 2024 Available Budget
Construction	\$ 2,999,999	\$ -	\$ 2,999,999	\$ -	\$ 2,999,999	\$ -
Total	\$ 2,999,999	\$ -	\$ 2,999,999	\$ -	\$ 2,999,999	\$ -

Project financials are displayed as Project-to-Date numbers.

City Road Projects

FY 2024 Capital Improvement Program

Project Group:	County City
Project Name:	Park FM2514 to SH 78
Project Number:	RI18004CO
Major Project:	RI18004
Start Date:	2019
Project Status:	Active
Funding Source:	2018 Bond Election



PROJECT DESCRIPTION

Park FM2514 to SH 78. Road is expected to be complete the summer of 2024.

OPERATIONAL IMPACT

Fund	Current	Projected Impact					Total
	FY 2024	FY 2025	FY 2026	FY 2027	FY 2028	Future	
1010 - Road & Bridge	\$ -	\$ -	\$ 409	\$ -	\$ -	\$ 145,534	\$ 145,944

Impact Notes: Only 3.62 lane miles fall under the County's maintenance. 9.25 acres of right of way will be the responsibility of the county to mow. All County road maintenance is budgeted in the Road & Bridge Fund and is expected to begin in 2026.

FINANCIALS

Expenditure Type	Budget	Actuals	Encumbrances	Requisitions	Total Expenditures	FY 2024 Available Budget
Construction	\$ 33,996,968	\$ 135,305	\$ 18,371	\$ 2,033	\$ 155,709	\$ 33,841,259
Design	\$ 413,044	\$ 81,209	\$ 331,835	\$ -	\$ 413,044	\$ -
Right Of Way Acquisition	\$ 3,590,673	\$ 2,677,032	\$ -	\$ -	\$ 2,677,032	\$ 913,641
Total	\$ 38,000,685	\$ 2,893,547	\$ 350,206	\$ 2,033	\$ 3,245,786	\$ 34,754,899

Project financials are displayed as Project-to-Date numbers.

INTRODUCTION

PERSONNEL

FUND SUMMARIES

DEPARTMENTS

CAPITAL IMPROVEMENT PROGRAM

STATISTICS

POLICIES

COURT ORDERS

APPENDIX

City Road Projects

FY 2024 Capital Improvement Program

Project Group:	County City
Project Name:	FM 546 / CR400
Project Number:	RI18005CO
Major Project:	RI18005
Start Date:	2019
Project Status:	Active
Funding Source:	2018 Bond Election



PROJECT DESCRIPTION

FM 546 / CR400: McKinney Airport To CR 458 / US 380.

OPERATIONAL IMPACT

Fund	Current FY 2024	Projected Impact					Total
		FY 2025	FY 2026	FY 2027	FY 2028	Future	
1010 - Road & Bridge	\$ -	\$ -	\$ -	\$ -	\$ -	\$ 361,205	\$ 361,205

Impact Notes: The County is only responsible for maintenance in the portion that is in the unincorporated area totaling 10.88 acres of mowing and 8.97 lane miles. Construction for this road is not included at this time in the 2018 Bond Election.

FINANCIALS

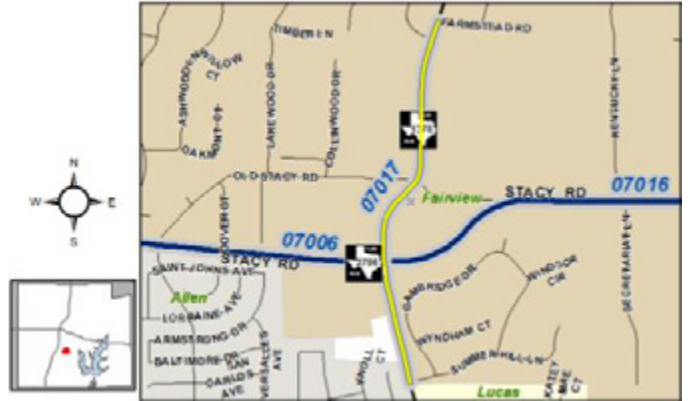
Expenditure Type	Budget	Actuals	Encumbrances	Requisitions	Total Expenditures	FY 2024 Available Budget
Design	\$ 6,156,242	\$ 3,827,203	\$ 2,329,038	\$ -	\$ 6,156,241	\$ 1
Right Of Way Acquisition	\$ 7,843,758	\$ 120,215	\$ 470,750	\$ -	\$ 590,965	\$ 7,252,793
Total	\$ 14,000,000	\$ 3,947,418	\$ 2,799,788	\$ -	\$ 6,747,206	\$ 7,252,794

Project financials are displayed as Project-to-Date numbers.

City Road Projects

FY 2024 Capital Improvement Program

Project Group:	Town of Fairview
Project Name:	FV - FM 1378 from Lucas
Project Number:	RI07017
Major Project:	N/A
Start Date:	2011
Project Status:	Active
Funding Source:	2007 Bond Election



PROJECT DESCRIPTION

Engineering/ROW of FM 1378 from Lucas boundary to Farmstead for a length of 1 mile.

OPERATIONAL IMPACT

Fund	Current	Projected Impact					Total
	FY 2024	FY 2025	FY 2026	FY 2027	FY 2028	Future	
N/A	\$ -	\$ -	\$ -	\$ -	\$ -	\$ -	\$ -

Impact Notes: All future maintenance is the responsibility of the City. No operational impact to the County.

FINANCIALS

Expenditure Type	Budget	Actuals	Encumbrances	Requisitions	Total Expenditures	FY 2024 Available Budget
Construction	\$ 132,500	\$ -	\$ -	\$ -	\$ -	\$ 132,500
Total	\$ 132,500	\$ -	\$ -	\$ -	\$ -	\$ 132,500

Project financials are displayed as Project-to-Date numbers.

INTRODUCTION
PERSONNEL
FUND SUMMARIES
DEPARTMENTS
CAPITAL IMPROVEMENT PROGRAM
STATISTICS
POLICIES
COURT ORDERS
APPENDIX

City Road Projects

FY 2024 Capital Improvement Program

Project Group:	Town of Fairview
Project Name:	FV - Frisco Rd from FM 1378
Project Number:	RI07018
Major Project:	N/A
Start Date:	2009
Project Status:	Active
Funding Source:	2007 Bond Election



PROJECT DESCRIPTION

Engineering/ROW of Frisco Rd from FM 1378 to Medical Center for a length of 0.22 miles.

OPERATIONAL IMPACT

Fund	Current FY 2024	Projected Impact					Total
		FY 2025	FY 2026	FY 2027	FY 2028	Future	
N/A	\$ -	\$ -	\$ -	\$ -	\$ -	\$ -	\$ -

Impact Notes: All future maintenance is the responsibility of the City. No operational impact to the County.

FINANCIALS

Expenditure Type	Budget	Actuals	Encumbrances	Requisitions	Total Expenditures	FY 2024 Available Budget
Construction	\$ 540,000	\$ 202,500	\$ 337,500	\$ -	\$ 540,000	\$ -
Total	\$ 540,000	\$ 202,500	\$ 337,500	\$ -	\$ 540,000	\$ -

Project financials are displayed as Project-to-Date numbers.

City Road Projects

FY 2024 Capital Improvement Program

Project Group:	Town of Fairview
Project Name:	FV - Fairview from Ridgevie
Project Number:	RI07019
Major Project:	N/A
Start Date:	2010
Project Status:	Active
Funding Source:	2007 Bond Election



PROJECT DESCRIPTION

New Arterial of Fairview Pkwy from Ridgeview to SH 5 for a length of 1 mile.

OPERATIONAL IMPACT

Fund	Current	Projected Impact					Total
	FY 2024	FY 2025	FY 2026	FY 2027	FY 2028	Future	
N/A	\$ -	\$ -	\$ -	\$ -	\$ -	\$ -	\$ -

Impact Notes: All future maintenance is the responsibility of the City. No operational impact to the County.

FINANCIALS

Expenditure Type	Budget	Actuals	Encumbrances	Requisitions	Total Expenditures	FY 2024 Available Budget
Construction	\$ 3,060,000	\$ 1,147,000	\$ 1,913,000	\$ -	\$ 3,060,000	\$ -
Total	\$ 3,060,000	\$ 1,147,000	\$ 1,913,000	\$ -	\$ 3,060,000	\$ -

Project financials are displayed as Project-to-Date numbers.

INTRODUCTION

PERSONNEL

FUND SUMMARIES

DEPARTMENTS

CAPITAL IMPROVEMENT PROGRAM

STATISTICS

POLICIES

COURT ORDERS

APPENDIX

City Road Projects

FY 2024 Capital Improvement Program

Project Group:	Town of Fairview
Project Name:	Fairview - Fairview Pkwy., Medical Dr.
Project Number:	RI0718033
Major Project:	18033
Start Date:	2023
Project Status:	Active
Funding Source:	2007 Bond Election



PROJECT DESCRIPTION

Fairview Pkwy., Medical Dr. to Ridgeview Dr.

OPERATIONAL IMPACT

Fund	Current FY 2024	Projected Impact					Total
		FY 2025	FY 2026	FY 2027	FY 2028	Future	
N/A	\$ -	\$ -	\$ -	\$ -	\$ -	\$ -	\$ -

Impact Notes: All future maintenance is the responsibility of the Town of Fairview. No future cost impact to the County.

FINANCIALS

Expenditure Type	Budget	Actuals	Encumbrances	Requisitions	Total Expenditures	FY 2024 Available Budget
Construction	\$ 5,197,948	\$ -	\$ 5,197,948	\$ -	\$ 5,197,948	\$ -
Total	\$ 5,197,948	\$ -	\$ 5,197,948	\$ -	\$ 5,197,948	\$ -

Project financials are displayed as Project-to-Date numbers.

City Road Projects

FY 2024 Capital Improvement Program

Project Group:	Town of Fairview
Project Name:	Fairview - Fairview Pkwy., Medical Dr.
Project Number:	RI18033
Major Project:	18033
Start Date:	2023
Project Status:	Active
Funding Source:	2018 Bond Election



PROJECT DESCRIPTION

Fairview Pkwy., Medical Dr. to Ridgeview Dr.

OPERATIONAL IMPACT

Fund	Current FY 2024	Projected Impact					Total
		FY 2025	FY 2026	FY 2027	FY 2028	Future	
N/A	\$ -	\$ -	\$ -	\$ -	\$ -	\$ -	\$ -

Impact Notes: All future maintenance is the responsibility of the Town of Fairview. No future cost impact to the County.

FINANCIALS

Expenditure Type	Budget	Actuals	Encumbrances	Requisitions	Total Expenditures	FY 2024 Available Budget
Construction	\$ 2,782,052	\$ -	\$ 2,782,052	\$ -	\$ 2,782,052	\$ -
Total	\$ 2,782,052	\$ -	\$ 2,782,052	\$ -	\$ 2,782,052	\$ -

Project financials are displayed as Project-to-Date numbers.

INTRODUCTION

PERSONNEL

FUND SUMMARIES

DEPARTMENTS

CAPITAL IMPROVEMENT PROGRAM

STATISTICS

POLICIES

COURT ORDERS

APPENDIX

City Road Projects

FY 2024 Capital Improvement Program

Project Group:	Town of Prosper
Project Name:	Prosper - Coit Intersection
Project Number:	RI0318027
Major Project:	18027
Start Date:	2023
Project Status:	Active
Funding Source:	2003 Bond Election



PROJECT DESCRIPTION

Coit Intersection Improvements

OPERATIONAL IMPACT

Fund	Current FY 2024	Projected Impact					Total
		FY 2025	FY 2026	FY 2027	FY 2028	Future	
N/A	\$ -	\$ -	\$ -	\$ -	\$ -	\$ -	\$ -

Impact Notes: All future maintenance is the responsibility of Prosper. No future cost impact to the County.

FINANCIALS

Expenditure Type	Budget	Actuals	Encumbrances	Requisitions	Total Expenditures	FY 2024 Available Budget
Construction	\$ 202,339	\$ -	\$ -	\$ -	\$ -	\$ 202,339
Total	\$ 202,339	\$ -	\$ -	\$ -	\$ -	\$ 202,339

Project financials are displayed as Project-to-Date numbers.

City Road Projects

FY 2024 Capital Improvement Program

Project Group:	Town of Prosper
Project Name:	Prosper - Coit Intersection
Project Number:	RI18027
Major Project:	18027
Start Date:	2023
Project Status:	Active
Funding Source:	2018 Bond Election



PROJECT DESCRIPTION

Coit Intersection Improvements

OPERATIONAL IMPACT

Fund	Current FY 2024	Projected Impact					Total
		FY 2025	FY 2026	FY 2027	FY 2028	Future	
N/A	\$ -	\$ -	\$ -	\$ -	\$ -	\$ -	\$ -

Impact Notes: All future maintenance is the responsibility of Prosper. No future cost impact to the County.

FINANCIALS

Expenditure Type	Budget	Actuals	Encumbrances	Requisitions	Total Expenditures	FY 2024 Available Budget
Construction	\$ 2,597,660	\$ -	\$ -	\$ -	\$ -	\$ 2,597,660
Total	\$ 2,597,660	\$ -	\$ -	\$ -	\$ -	\$ 2,597,660

Project financials are displayed as Project-to-Date numbers.

INTRODUCTION

PERSONNEL

FUND SUMMARIES

DEPARTMENTS

CAPITAL IMPROVEMENT PROGRAM

STATISTICS

POLICIES

COURT ORDERS

APPENDIX

County Roads Projects Summaries

Project Name	Project	Budget	Expenditures	Available
Collin County - Discretionary				
RI18000A	2018 Proposition A Discretionary	\$ 9,713,911	\$ -	\$ 9,713,911
		\$ 9,713,911	\$ -	\$ 9,713,911
Collin County Regional				
RI070020	FM2551 - Engineering	\$ 3,887,968	\$ 3,887,967	\$ 1
RI070027	TXDOT ROW 75 fr ML to 455	\$ 2,031,831	\$ 1,268,705	\$ 763,126
RI070048	US 380: <i>Airport - CR458</i>	\$ 732,818	\$ 181,401	\$ 551,417
RI070049	FM 546/CR400: <i>Airport E PR</i>	\$ 1,300,000	\$ -	\$ 1,300,000
RI070056	SH78: <i>FM6 - CR557</i>	\$ 341,436	\$ -	\$ 341,436
RI070076	Park Blvd Frm FM 1378 to FM 2514	\$ 1,378,554	\$ -	\$ 1,378,554
RI07095	Outer Loop frm DNT to 289	\$ 9,727,152	\$ 9,727,152	\$ 0
RI0718003	SE Collin County Mobility Study	\$ 1,500,000	\$ 988,309	\$ 511,691
RI18001	US380 Denton Cnty to Custer	\$ 93,612,000	\$ 3,147,100	\$ 90,464,900
RI18002	SP 399 SRT by Airport	\$ 40,908,000	\$ 8,572,910	\$ 32,335,091
RI18003	US 78 PGBT to FM 6	\$ 43,008,807	\$ 2,473,018	\$ 40,535,789
RI18013	US 380, Airport to East Outer Loop	\$ 97,132,621	\$ 9,688,977	\$ 87,443,644
RI18017	US 380, Airport to Custer Land Acquisition	\$ 125,313,746	\$ 30,849,050	\$ 94,464,697
RI180L001	Collin/Denton Line to SH289	\$ 14,400,000	\$ 13,983,970	\$ 416,030
RI180L002	Outerloop - BS289 to 75	\$ 129,821,185	\$ 54,587,583	\$ 75,233,602
RI180L004	Outer Loop, SH 121 to US 380	\$ 14,429,137	\$ -	\$ 14,429,137
RI180L005	Outer Loop, US 380 to FM 6	\$ 17,000,000	\$ -	\$ 17,000,000
RI180L006	Outer Loop, FM 6 to Rockwall County	\$ 15,340,000	\$ -	\$ 15,340,000
RIP75301	Mobility Plan Update	\$ 132,900	\$ 86,712	\$ 46,188
		\$ 611,998,155	\$ 139,442,853	\$ 472,555,303
Collin County Rural Road				
RI07099	CR - Park Blvd fr FM2514	\$ 3,690,852	\$ 3,690,328	\$ 524
		\$ 3,690,852	\$ 3,690,328	\$ 524
County-City-State				
RI18014	US 380: <i>Airport to CR 458</i>	\$ 11,000,000	\$ -	\$ 11,000,000
RI18016	FM 545 Contributions	\$ 1,313,202	\$ -	\$ 1,313,202
		\$ 12,313,202	\$ -	\$ 12,313,202
Total County Roads Projects		\$ 637,716,120	\$ 143,133,180	\$ 494,582,940

County Road Projects

FY 2024 Capital Improvement Program

Project Group:	Collin County - Discretionary
Project Name:	2018 Proposition A Discretionary
Project Number:	RI18000A
Major Project:	N/A
Start Date:	2020
Project Status:	Active
Funding Source:	2018 Bond Election



PROJECT DESCRIPTION

Proposition A Discretionary

OPERATIONAL IMPACT

Fund	Current FY 2024	Projected Impact					Total
		FY 2025	FY 2026	FY 2027	FY 2028	Future	
N/A	\$ -	\$ -	\$ -	\$ -	\$ -	\$ -	\$ -

Impact Notes: Discretionary funding. Not allocated to any specific project at this time. Operational impact to be determined when projects are identified.

FINANCIALS

Expenditure Type	Budget	Actuals	Encumbrances	Requisitions	Total Expenditures	FY 2024 Available Budget
Contingency	\$ 9,713,911	\$ -	\$ -	\$ -	\$ -	\$ 9,713,911
Total	\$ 9,713,911	\$ -	\$ -	\$ -	\$ -	\$ 9,713,911

Project financials are displayed as Project-to-Date numbers.

INTRODUCTION

PERSONNEL

FUND SUMMARIES

DEPARTMENTS

CAPITAL IMPROVEMENT PROGRAM

STATISTICS

POLICIES

COURT ORDERS

APPENDIX

County Road Projects

FY 2024 Capital Improvement Program

Project Group:	Collin County Regional
Project Name:	FM2551 - Engineering
Project Number:	RI070020
Major Project:	N/A
Start Date:	2012
Project Status:	Active
Funding Source:	2007 Bond Election



PROJECT DESCRIPTION

Engineering for FM 2551.

OPERATIONAL IMPACT

Fund	Current FY 2024	Projected Impact					Total
		FY 2025	FY 2026	FY 2027	FY 2028	Future	
N/A	\$ -	\$ -	\$ -	\$ -	\$ -	\$ -	\$ -

Impact Notes: All future maintenance is the responsibility of the City. No future cost impact to the County.

FINANCIALS

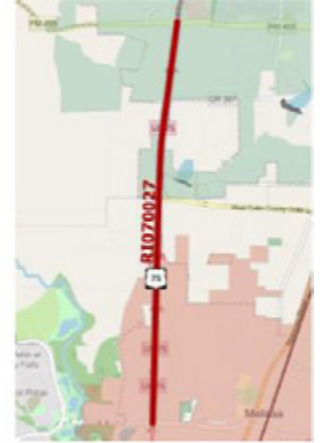
Expenditure Type	Budget	Actuals	Encumbrances	Requisitions	Total Expenditures	FY 2024 Available Budget
Design	\$ 2,751,468	\$ 2,615,042	\$ 136,426	\$ -	\$ 2,751,468	\$ 0
Right Of Way Acquisition	\$ 1,136,500	\$ 1,136,499	\$ -	\$ -	\$ 1,136,499	\$ 1
Total	\$ 3,887,968	\$ 3,751,541	\$ 136,426	\$ -	\$ 3,887,967	\$ 1

Project financials are displayed as Project-to-Date numbers.

County Road Projects

FY 2024 Capital Improvement Program

Project Group:	Collin County Regional
Project Name:	TXDOT ROW 75 fr ML to 455
Project Number:	RI070027
Major Project:	N/A
Start Date:	2013
Project Status:	Active
Funding Source:	2007 Bond Election



PROJECT DESCRIPTION

TXDOT Right of Way for 75 from ML to 455.

OPERATIONAL IMPACT

Fund	Current FY 2024	Projected Impact					Total
		FY 2025	FY 2026	FY 2027	FY 2028	Future	
N/A	\$ -	\$ -	\$ -	\$ -	\$ -	\$ -	\$ -

Impact Notes: Road belongs to TxDOT, therefore no operational impact to the County.

FINANCIALS

Expenditure Type	Budget	Actuals	Encumbrances	Requisitions	Total Expenditures	FY 2024 Available Budget
Contingency	\$ 2,031,831	\$ 1,268,705	\$ -	\$ -	\$ 1,268,705	\$ 763,126
Total	\$ 2,031,831	\$ 1,268,705	\$ -	\$ -	\$ 1,268,705	\$ 763,126

Project financials are displayed as Project-to-Date numbers.

INTRODUCTION

PERSONNEL

FUND SUMMARIES

DEPARTMENTS

CAPITAL IMPROVEMENT PROGRAM

STATISTICS

POLICIES

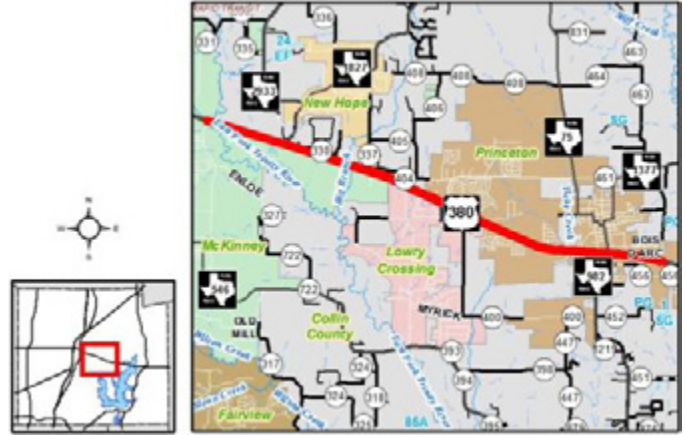
COURT ORDERS

APPENDIX

County Road Projects

FY 2024 Capital Improvement Program

Project Group:	Collin County Regional
Project Name:	US 380: Airport - CR458
Project Number:	RI070048
Major Project:	N/A
Start Date:	2015
Project Status:	Active
Funding Source:	2007 Bond Election



PROJECT DESCRIPTION

US 380: Airport - CR458 – Collin County will manage the Schematic and Environmental Clearance for the widening of US 380 from 4 to 6 lanes from Airport to CR 458.

OPERATIONAL IMPACT

Fund	Current	Projected Impact					Total
	FY 2024	FY 2025	FY 2026	FY 2027	FY 2028	Future	
N/A	\$ -	\$ -	\$ -	\$ -	\$ -	\$ -	\$ -

Impact Notes: Road belongs to TxDOT, therefore no operational impact to the County.

FINANCIALS

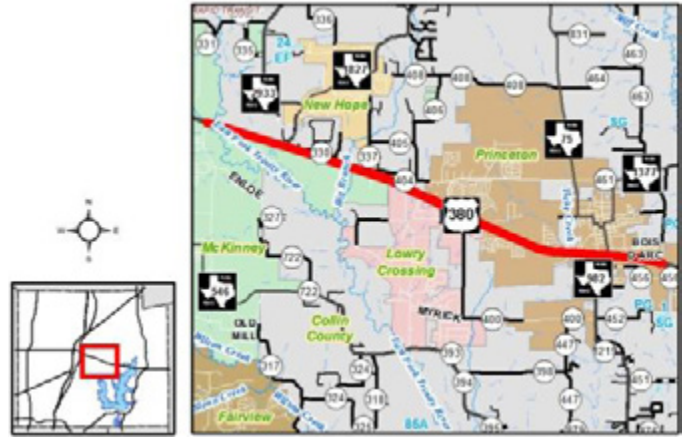
Expenditure Type	Budget	Actuals	Encumbrances	Requisitions	Total Expenditures	FY 2024 Available Budget
Design	\$ 551,417	\$ -	\$ -	\$ -	\$ -	\$ 551,417
Right Of Way Acquisition	\$ 181,401	\$ 181,401	\$ -	\$ -	\$ 181,401	\$ 0
Total	\$ 732,818	\$ 181,401	\$ -	\$ -	\$ 181,401	\$ 551,417

Project financials are displayed as Project-to-Date numbers.

County Road Projects

FY 2024 Capital Improvement Program

Project Group:	Collin County Regional
Project Name:	FM 546/CR400: Airport E PR
Project Number:	RI070049
Major Project:	N/A
Start Date:	2015
Project Status:	Active
Funding Source:	2007 Bond Election



PROJECT DESCRIPTION

FM 546/CR400: Airport E PR – Alignment study for a new alignment of FM 546 from Airport Dr. in McKinney to CR 400 in Princeton

OPERATIONAL IMPACT

Fund	Current	Projected Impact					Total
	FY 2024	FY 2025	FY 2026	FY 2027	FY 2028	Future	
N/A	\$ -	\$ -	\$ -	\$ -	\$ -	\$ -	\$ -

Impact Notes: Road belongs to TxDOT, therefore no operational impact to the County.

FINANCIALS

Expenditure Type	Budget	Actuals	Encumbrances	Requisitions	Total Expenditures	FY 2024 Available Budget
Design	\$ 1,300,000	\$ -	\$ -	\$ -	\$ -	\$ 1,300,000
Total	\$ 1,300,000	\$ -	\$ -	\$ -	\$ -	\$ 1,300,000

Project financials are displayed as Project-to-Date numbers.

INTRODUCTION
PERSONNEL
FUND SUMMARIES
DEPARTMENTS
CAPITAL IMPROVEMENT PROGRAM
STATISTICS
POLICIES
COURT ORDERS
APPENDIX

County Road Projects

FY 2024 Capital Improvement Program

Project Group:	Collin County Regional
Project Name:	SH78: FM6 - CR557
Project Number:	RI070056
Major Project:	N/A
Start Date:	2015
Project Status:	Active
Funding Source:	2007 Bond Election



PROJECT DESCRIPTION

SH78: FM6 - CR557 Funding allocation for preliminary engineering and env. clearance for the widening of SH 78 from FM 6 to CR 557 from 2 lanes to 4 lanes (ult. 6)

OPERATIONAL IMPACT

Fund	Current FY 2024	Projected Impact					Total
		FY 2025	FY 2026	FY 2027	FY 2028	Future	
N/A	\$ -	\$ -	\$ -	\$ -	\$ -	\$ -	\$ -

Impact Notes: Road belongs to TxDOT, therefore no operational impact to the County.

FINANCIALS

Expenditure Type	Budget	Actuals	Encumbrances	Requisitions	Total Expenditures	FY 2024 Available Budget
Design	\$ 341,436	\$ -	\$ -	\$ -	\$ -	\$ 341,436
Total	\$ 341,436	\$ -	\$ -	\$ -	\$ -	\$ 341,436

Project financials are displayed as Project-to-Date numbers.

County Road Projects

FY 2024 Capital Improvement Program

Project Group:	Collin County Regional
Project Name:	Park Blvd Frm FM 1378 to FM 2514
Project Number:	RI070076
Major Project:	N/A
Start Date:	2022
Project Status:	Active
Funding Source:	2007 Bond Election



PROJECT DESCRIPTION

City of Wylie for Engineering and construction on Park Blvd from FM 1378 to FM 2514.

OPERATIONAL IMPACT

Fund	Current FY 2024	Projected Impact					Total
		FY 2025	FY 2026	FY 2027	FY 2028	Future	
N/A	\$ -	\$ -	\$ -	\$ -	\$ -	\$ -	\$ -

Impact Notes: All future maintenance will be the responsibility of the City of Wylie.

FINANCIALS

Expenditure Type	Budget	Actuals	Encumbrances	Requisitions	Total Expenditures	FY 2024 Available Budget
Construction	\$ 1,378,554	\$ -	\$ -	\$ -	\$ -	\$ 1,378,554
Total	\$ 1,378,554	\$ -	\$ -	\$ -	\$ -	\$ 1,378,554

Project financials are displayed as Project-to-Date numbers.

INTRODUCTION

PERSONNEL

FUND SUMMARIES

DEPARTMENTS

CAPITAL IMPROVEMENT PROGRAM

STATISTICS

POLICIES

COURT ORDERS

APPENDIX

County Road Projects

FY 2024 Capital Improvement Program

Project Group:	Collin County Regional
Project Name:	Outer Loop frm DNT to 289
Project Number:	RI07095
Major Project:	N/A
Start Date:	2011
Project Status:	Active
Funding Source:	2007 Bond Election



PROJECT DESCRIPTION

New Arterial of Outer Loop from Dallas North Tollway to SH 289 for a length of 1.8 miles.

OPERATIONAL IMPACT

Fund	Current FY 2024	Projected Impact					Total
		FY 2025	FY 2026	FY 2027	FY 2028	Future	
1010 - Road & Bridge	\$ -	\$ -	\$ -	\$ -	\$ -	\$ -	\$ -

Impact Notes: Acreage is being leased for cultivation, no mowing required at this time. The City of Celina will maintain frontage roads.

FINANCIALS

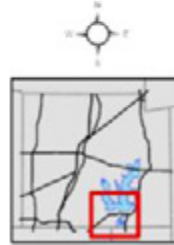
Expenditure Type	Budget	Actuals	Encumbrances	Requisitions	Total Expenditures	FY 2024 Available Budget
Construction	\$ 9,727,152	\$ 9,475,044	\$ 252,108	\$ -	\$ 9,727,152	\$ 0
Total	\$ 9,727,152	\$ 9,475,044	\$ 252,108	\$ -	\$ 9,727,152	\$ 0

Project financials are displayed as Project-to-Date numbers.

County Road Projects

FY 2024 Capital Improvement Program

Project Group:	Collin County Regional
Project Name:	SE Collin County Mobility Study
Project Number:	RI0718003
Major Project:	18003
Start Date:	2020
Project Status:	Active
Funding Source:	2007 Bond Election



PROJECT DESCRIPTION

SE Collin County Mobility Study

OPERATIONAL IMPACT

Fund	Current	Projected Impact					Total
	FY 2024	FY 2025	FY 2026	FY 2027	FY 2028	Future	
N/A	\$ -	\$ -	\$ -	\$ -	\$ -	\$ -	\$ -

Impact Notes: Planning only. No operational impact.

FINANCIALS

Expenditure Type	Budget	Actuals	Encumbrances	Requisitions	Total Expenditures	FY 2024 Available Budget
Design	\$ 1,500,000	\$ 988,309	\$ -	\$ -	\$ 988,309	\$ 511,691
Total	\$ 1,500,000	\$ 988,309	\$ -	\$ -	\$ 988,309	\$ 511,691

Project financials are displayed as Project-to-Date numbers.

INTRODUCTION

PERSONNEL

FUND SUMMARIES

DEPARTMENTS

CAPITAL IMPROVEMENT PROGRAM

STATISTICS

POLICIES

COURT ORDERS

APPENDIX

County Road Projects

FY 2024 Capital Improvement Program

Project Group:	Collin County Regional
Project Name:	US380 Denton Cnty to Custer
Project Number:	RI18001
Major Project:	N/A
Start Date:	2019
Project Status:	Active
Funding Source:	2018 Bond Election



PROJECT DESCRIPTION

US 380 Denton County Line to Custer

OPERATIONAL IMPACT

Fund	Current FY 2024	Projected Impact					Total
		FY 2025	FY 2026	FY 2027	FY 2028	Future	
N/A	\$ -	\$ -	\$ -	\$ -	\$ -	\$ -	\$ -

Impact Notes: Road belongs to TxDOT, therefore no operational impact to the County.

FINANCIALS

Expenditure Type	Budget	Actuals	Encumbrances	Requisitions	Total Expenditures	FY 2024 Available Budget
Land Banking	\$ 93,612,000	\$ 3,088,100	\$ 59,000	\$ -	\$ 3,147,100	\$ 90,464,900
Total	\$ 93,612,000	\$ 3,088,100	\$ 59,000	\$ -	\$ 3,147,100	\$ 90,464,900

Project financials are displayed as Project-to-Date numbers.

County Road Projects

FY 2024 Capital Improvement Program

Project Group:	Collin County Regional
Project Name:	SP 399 SRT by Airport
Project Number:	RI18002
Major Project:	N/A
Start Date:	2019
Project Status:	Active
Funding Source:	2018 Bond Election



PROJECT DESCRIPTION

SP 399 SRT by Airport to US 380

OPERATIONAL IMPACT

Fund	Current	Projected Impact					Total
	FY 2024	FY 2025	FY 2026	FY 2027	FY 2028	Future	
N/A	\$ -	\$ -	\$ -	\$ -	\$ -	\$ -	\$ -

Impact Notes: Road belongs to TxDOT, therefore no operational impact to the County.

FINANCIALS

Expenditure Type	Budget	Actuals	Encumbrances	Requisitions	Total Expenditures	FY 2024 Available Budget
Design	\$ 2,100,000	\$ -	\$ -	\$ -	\$ -	\$ 2,100,000
Land Banking	\$ 38,808,000	\$ 8,572,910	\$ -	\$ -	\$ 8,572,910	\$ 30,235,091
Total	\$ 40,908,000	\$ 8,572,910	\$ -	\$ -	\$ 8,572,910	\$ 32,335,091

Project financials are displayed as Project-to-Date numbers.

INTRODUCTION

PERSONNEL

FUND SUMMARIES

DEPARTMENTS

CAPITAL IMPROVEMENT PROGRAM

STATISTICS

POLICIES

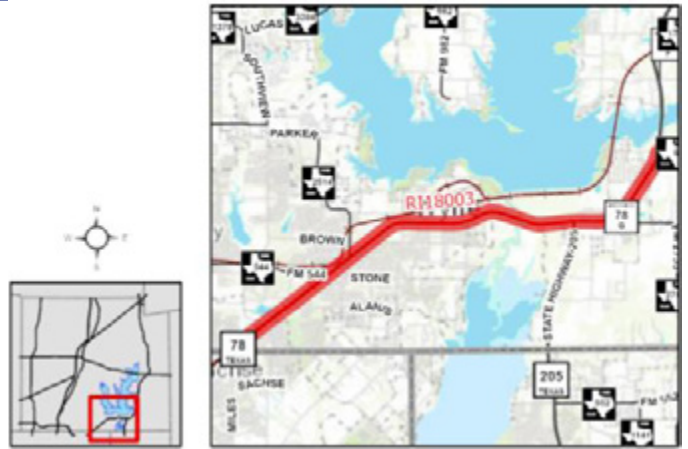
COURT ORDERS

APPENDIX

County Road Projects

FY 2024 Capital Improvement Program

Project Group:	Collin County Regional
Project Name:	US 78 PGBT to FM 6
Project Number:	RI18003
Major Project:	18003
Start Date:	2019
Project Status:	Active
Funding Source:	2018 Bond Election



PROJECT DESCRIPTION

US 78 PGBT to FM 6

OPERATIONAL IMPACT

Fund	Current FY 2024	Projected Impact					Total
		FY 2025	FY 2026	FY 2027	FY 2028	Future	
N/A	\$ -	\$ -	\$ -	\$ -	\$ -	\$ -	\$ -

Impact Notes: Road belongs to TxDOT, therefore no operational impact to the County.

FINANCIALS

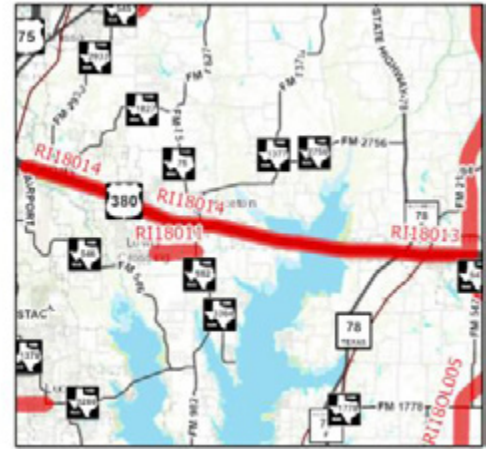
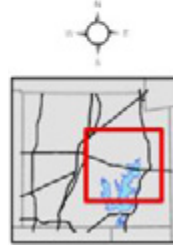
Expenditure Type	Budget	Actuals	Encumbrances	Requisitions	Total Expenditures	FY 2024 Available Budget
Design	\$ 4,800,000	\$ 1,958,307	\$ 514,711	\$ -	\$ 2,473,018	\$ 2,326,982
Land Banking	\$ 38,208,807	\$ -	\$ -	\$ -	\$ -	\$ 38,208,807
Total	\$ 43,008,807	\$ 1,958,307	\$ 514,711	\$ -	\$ 2,473,018	\$ 40,535,789

Project financials are displayed as Project-to-Date numbers.

County Road Projects

FY 2024 Capital Improvement Program

Project Group:	Collin County Regional
Project Name:	US 380, Airport to East Outer Loop
Project Number:	RI18013
Major Project:	N/A
Start Date:	2020
Project Status:	Active
Funding Source:	2018 Bond Election



PROJECT DESCRIPTION

US 380, Airport to East Outer Loop

OPERATIONAL IMPACT

Fund	Current	Projected Impact					Total
	FY 2024	FY 2025	FY 2026	FY 2027	FY 2028	Future	
N/A	\$ -	\$ -	\$ -	\$ -	\$ -	\$ -	\$ -

Impact Notes: Road belongs to TxDOT, therefore no operational impact to the County.

FINANCIALS

Expenditure Type	Budget	Actuals	Encumbrances	Requisitions	Total Expenditures	FY 2024 Available Budget
Land Banking	\$ 97,132,621	\$ 9,687,599	\$ 1,378	\$ -	\$ 9,688,977	\$ 87,443,644
Total	\$ 97,132,621	\$ 9,687,599	\$ 1,378	\$ -	\$ 9,688,977	\$ 87,443,644

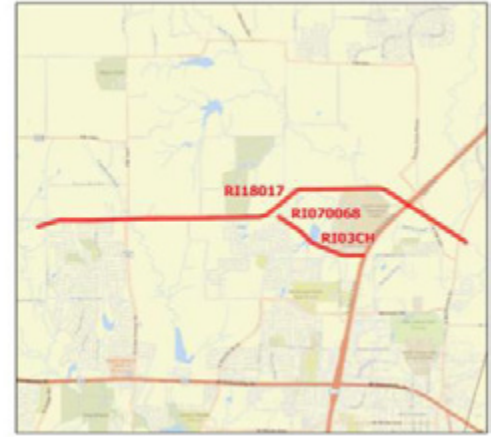
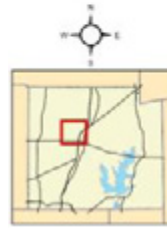
Project financials are displayed as Project-to-Date numbers.

INTRODUCTION
PERSONNEL
FUND SUMMARIES
DEPARTMENTS
CAPITAL IMPROVEMENT PROGRAM
STATISTICS
POLICIES
COURT ORDERS
APPENDIX

County Road Projects

FY 2024 Capital Improvement Program

Project Group:	Collin County Regional
Project Name:	US 380, Airport to Custer Land Acquisition
Project Number:	RI18017
Major Project:	N/A
Start Date:	2020
Project Status:	Active
Funding Source:	2018 Bond Election



PROJECT DESCRIPTION

US 380, Airport to Custer Land Acquisition

OPERATIONAL IMPACT

Fund	Current	Projected Impact					Total
	FY 2024	FY 2025	FY 2026	FY 2027	FY 2028	Future	
N/A	\$ -	\$ -	\$ -	\$ -	\$ -	\$ -	\$ -

Impact Notes: Land Acquisition Only. No operational impact.

FINANCIALS

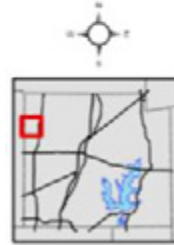
Expenditure Type	Budget	Actuals	Encumbrances	Requisitions	Total Expenditures	FY 2024 Available Budget
Land Banking	\$ 125,313,746	\$ 30,793,940	\$ 55,110	\$ -	\$ 30,849,050	\$ 94,464,697
Total	\$ 125,313,746	\$ 30,793,940	\$ 55,110	\$ -	\$ 30,849,050	\$ 94,464,697

Project financials are displayed as Project-to-Date numbers.

County Road Projects

FY 2024 Capital Improvement Program

Project Group:	Collin County Regional
Project Name:	Collin/Denton Line to SH289
Project Number:	RI180L001
Major Project:	OUTERLOOP
Start Date:	2019
Project Status:	Active
Funding Source:	2018 Bond Election



PROJECT DESCRIPTION

Outer Loop development from the Collin/Denton line to SH289. Road is expected to be complete the summer of 2021.

OPERATIONAL IMPACT

Fund	Current	Projected Impact					Total
	FY 2024	FY 2025	FY 2026	FY 2027	FY 2028	Future	
1010 - Road & Bridge	\$ -	\$ -	\$ -	\$ -	\$ -	\$ -	\$ -

Impact Notes: Project is in design from County Line to Choate. No roads to maintain at this time. Once we do have roads, Celina will maintain. At this time, mowing is not required due to acreage being leased.

FINANCIALS

Expenditure Type	Budget	Actuals	Encumbrances	Requisitions	Total Expenditures	FY 2024 Available Budget
Construction	\$ 11,882,654	\$ 11,769,786	\$ -	\$ -	\$ 11,769,786	\$ 112,868
Design	\$ 2,517,346	\$ 492,253	\$ 1,721,931	\$ -	\$ 2,214,184	\$ 303,162
Total	\$ 14,400,000	\$ 12,262,039	\$ 1,721,931	\$ -	\$ 13,983,970	\$ 416,030

Project financials are displayed as Project-to-Date numbers.

INTRODUCTION

PERSONNEL

FUND SUMMARIES

DEPARTMENTS

CAPITAL IMPROVEMENT PROGRAM

STATISTICS

POLICIES

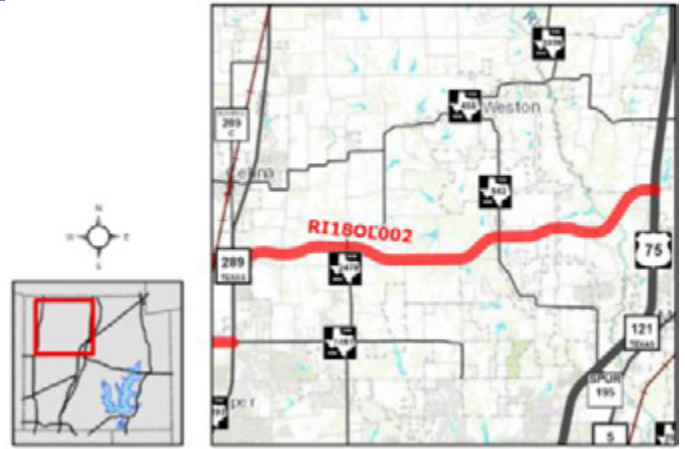
COURT ORDERS

APPENDIX

County Road Projects

FY 2024 Capital Improvement Program

Project Group:	Collin County Regional
Project Name:	Outerloop - BS289 to 75
Project Number:	RI180L002
Major Project:	OUTERLOOP
Start Date:	2019
Project Status:	Active
Funding Source:	2018 Bond Election



PROJECT DESCRIPTION

Outer Loop development from BS289 to 75. SH 289 to FM 2478 is expected to be complete summer of 2023 and FM 2478 to US 75 is expected to be complete 2025.

OPERATIONAL IMPACT

Fund	Current FY 2024	Projected Impact					Total
		FY 2025	FY 2026	FY 2027	FY 2028	Future	
1010 - Road & Bridge	\$ -	\$ -	\$ -	\$ 23,506	\$ -	\$ 356,479	\$ 379,985

Impact Notes: The City of Celina to maintain roads from SH 289-FM 2478. The County will mow 135 acres of right of way from SH 289 - FM 2478 starting in 2023. Collin County will be responsible for mowing and road maintenance for the section from FM 2478 to SH 75 totaling 506 acres and 8.867 lane miles starting in 2027.

FINANCIALS

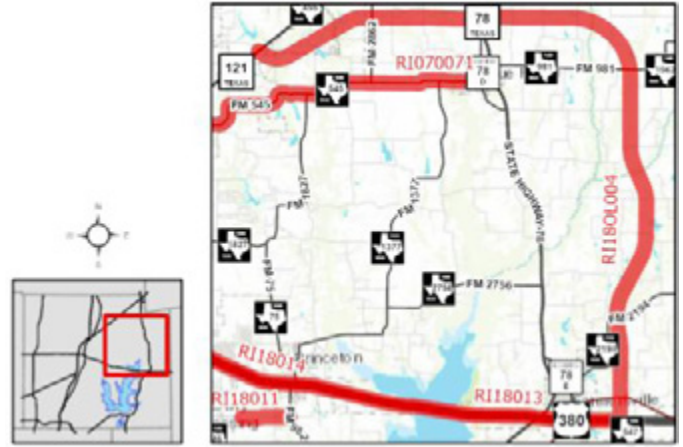
Expenditure Type	Budget	Actuals	Encumbrances	Requisitions	Total Expenditures	FY 2024 Available Budget
Construction	\$ 85,680,367	\$ 13,681,531	\$ 87,711	\$ -	\$ 13,769,242	\$ 71,911,125
Design	\$ 7,171,238	\$ 3,948,654	\$ 222,583	\$ -	\$ 4,171,237	\$ 3,000,001
Right Of Way Acquisition	\$ 36,969,580	\$ 36,609,729	\$ 37,375	\$ -	\$ 36,647,104	\$ 322,476
Total	\$ 129,821,185	\$ 54,239,914	\$ 347,669	\$ -	\$ 54,587,583	\$ 75,233,602

Project financials are displayed as Project-to-Date numbers.

County Road Projects

FY 2024 Capital Improvement Program

Project Group:	Collin County Regional
Project Name:	Outer Loop, SH 121 to US 380
Project Number:	RI180L004
Major Project:	OUTERLOOP
Start Date:	2020
Project Status:	Active
Funding Source:	2018 Bond Election



PROJECT DESCRIPTION

Outer Loop, SH 121 to US 380

OPERATIONAL IMPACT

Fund	Current	Projected Impact					Total
	FY 2024	FY 2025	FY 2026	FY 2027	FY 2028	Future	
N/A	\$ -	\$ -	\$ -	\$ -	\$ -	\$ -	\$ -

Impact Notes: Segment 5 is To Be Determined.

FINANCIALS

Expenditure Type	Budget	Actuals	Encumbrances	Requisitions	Total Expenditures	FY 2024 Available Budget
Right Of Way Acquisition	\$ 14,429,137	\$ -	\$ -	\$ -	\$ -	\$ 14,429,137
Total	\$ 14,429,137	\$ -	\$ -	\$ -	\$ -	\$ 14,429,137

Project financials are displayed as Project-to-Date numbers.

INTRODUCTION

PERSONNEL

FUND SUMMARIES

DEPARTMENTS

CAPITAL IMPROVEMENT PROGRAM

STATISTICS

POLICIES

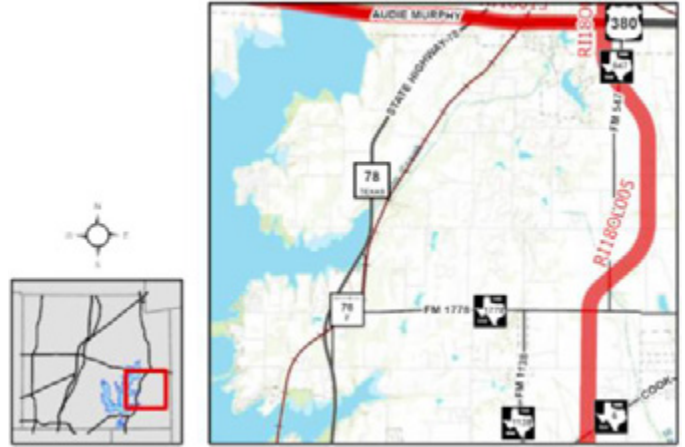
COURT ORDERS

APPENDIX

County Road Projects

FY 2024 Capital Improvement Program

Project Group:	Collin County Regional
Project Name:	Outer Loop, US 380 to FM 6
Project Number:	RI180L005
Major Project:	OUTERLOOP
Start Date:	2020
Project Status:	Active
Funding Source:	2018 Bond Election



PROJECT DESCRIPTION

Outer Loop, US 380 to FM 6

OPERATIONAL IMPACT

Fund	Current FY 2024	Projected Impact					Total
		FY 2025	FY 2026	FY 2027	FY 2028	Future	
1010 - Road & Bridge	\$ -	\$ -	\$ -	\$ -	\$ -	\$ 676,191	\$ 676,191

Impact Notes: Collin County will be responsible for mowing 463.1 acres and maintaining 16.2 lane miles. Schematic and ROW will need to happen first before construction can begin. This could take 2 yrs at least.

FINANCIALS

Expenditure Type	Budget	Actuals	Encumbrances	Requisitions	Total Expenditures	FY 2024 Available Budget
Design	\$ 3,000,000	\$ -	\$ -	\$ -	\$ -	\$ 3,000,000
Right Of Way Acquisition	\$ 14,000,000	\$ -	\$ -	\$ -	\$ -	\$ 14,000,000
Total	\$ 17,000,000	\$ -	\$ -	\$ -	\$ -	\$ 17,000,000

Project financials are displayed as Project-to-Date numbers.

- INTRODUCTION
- PERSONNEL
- FUND SUMMARIES
- DEPARTMENTS
- CAPITAL IMPROVEMENT PROGRAM
- STATISTICS
- POLICIES
- COURT ORDERS
- APPENDIX

County Road Projects

FY 2024 Capital Improvement Program

Project Group:	Collin County Regional
Project Name:	Outer Loop, FM 6 to Rockwall County
Project Number:	RI180L006
Major Project:	OUTERLOOP
Start Date:	2020
Project Status:	Active
Funding Source:	2018 Bond Election



PROJECT DESCRIPTION

Outer Loop, FM 6 to Rockwall County

OPERATIONAL IMPACT

Fund	Current	Projected Impact					Total
	FY 2024	FY 2025	FY 2026	FY 2027	FY 2028	Future	
1010 - Road & Bridge	\$ -	\$ -	\$ -	\$ -	\$ -	\$ 422,814	\$ 422,814

Impact Notes: Collin County will be responsible for mowing 289.32 acres and maintaining 10.13 lane miles. Schematic and ROW will need to happen first before construction can begin. This could take 2 yrs at least.

FINANCIALS

Expenditure Type	Budget	Actuals	Encumbrances	Requisitions	Total Expenditures	FY 2024 Available Budget
Design	\$ 1,200,000	\$ -	\$ -	\$ -	\$ -	\$ 1,200,000
Right Of Way Acquisition	\$ 14,140,000	\$ -	\$ -	\$ -	\$ -	\$ 14,140,000
Total	\$ 15,340,000	\$ -	\$ -	\$ -	\$ -	\$ 15,340,000


Project financials are displayed as Project-to-Date numbers.

INTRODUCTION
PERSONNEL
FUND SUMMARIES
DEPARTMENTS
CAPITAL IMPROVEMENT PROGRAM
STATISTICS
POLICIES
COURT ORDERS
APPENDIX

County Road Projects

FY 2024 Capital Improvement Program

Project Group:	Collin County Regional
Project Name:	Mobility Plan Update
Project Number:	RIP75301
Major Project:	N/A
Start Date:	2017
Project Status:	Active
Funding Source:	2007 Bond Election



PROJECT DESCRIPTION

Thoroughfare and Transit Plan Map Revisions, Outer Loop additional Travel Demand Model Runs and Thoroughfare and Transit Plan Update in East Collin County to the 2014 Mobility Plan Update.

OPERATIONAL IMPACT

Fund	Current	Projected Impact					Total
	FY 2024	FY 2025	FY 2026	FY 2027	FY 2028	Future	
N/A	\$ -	\$ -	\$ -	\$ -	\$ -	\$ -	\$ -

Impact Notes: Planning only. No operational impact.

FINANCIALS

Expenditure Type	Budget	Actuals	Encumbrances	Requisitions	Total Expenditures	FY 2024 Available Budget
Design	\$ 132,900	\$ 1,150	\$ 85,561	\$ -	\$ 86,712	\$ 46,188
Total	\$ 132,900	\$ 1,150	\$ 85,561	\$ -	\$ 86,712	\$ 46,188

Project financials are displayed as Project-to-Date numbers.

County Road Projects

FY 2024 Capital Improvement Program

Project Group:	Collin County Rural Road
Project Name:	CR - Park Blvd fr FM2514
Project Number:	RI07099
Major Project:	N/A
Start Date:	2008
Project Status:	Active
Funding Source:	2007 Bond Election



PROJECT DESCRIPTION

ROW of Park Blvd from FM 2514 (Parker Rd) to Spring Creek Pkwy for a length of 2.3 miles.

OPERATIONAL IMPACT

Fund	Current	Projected Impact					Total
	FY 2024	FY 2025	FY 2026	FY 2027	FY 2028	Future	
1010 - Road & Bridge	\$ -	\$ -	\$ -	\$ -	\$ -	\$ -	\$ -

Impact Notes: Right of Way Acquisition only.

FINANCIALS

Expenditure Type	Budget	Actuals	Encumbrances	Requisitions	Total Expenditures	FY 2024 Available Budget
Design	\$ 2,794,716	\$ 2,761,316	\$ 33,400	\$ -	\$ 2,794,716	\$ -
Right Of Way Acquisition	\$ 896,136	\$ 880,963	\$ 14,649	\$ -	\$ 895,612	\$ 524
Total	\$ 3,690,852	\$ 3,642,279	\$ 48,049	\$ -	\$ 3,690,328	\$ 524

Project financials are displayed as Project-to-Date numbers.

INTRODUCTION

PERSONNEL

FUND SUMMARIES

DEPARTMENTS

CAPITAL IMPROVEMENT PROGRAM

STATISTICS

POLICIES

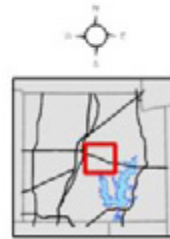
COURT ORDERS

APPENDIX

County Road Projects

FY 2024 Capital Improvement Program

Project Group:	County-City-State
Project Name:	US 380: Airport to CR 458
Project Number:	RI18014
Major Project:	N/A
Start Date:	2020
Project Status:	Active
Funding Source:	2018 Bond Election



PROJECT DESCRIPTION

US 380: Airport to CR 458

OPERATIONAL IMPACT

Fund	Current FY 2024	Projected Impact					Total
		FY 2025	FY 2026	FY 2027	FY 2028	Future	
N/A	\$ -	\$ -	\$ -	\$ -	\$ -	\$ -	\$ -

Impact Notes: Road belongs to TxDOT, therefore no operational impact to the County.

FINANCIALS

Expenditure Type	Budget	Actuals	Encumbrances	Requisitions	Total Expenditures	FY 2024 Available Budget
Construction	\$ 11,000,000	\$ -	\$ -	\$ -	\$ -	\$ 11,000,000
Total	\$ 11,000,000	\$ -	\$ -	\$ -	\$ -	\$ 11,000,000

Project financials are displayed as Project-to-Date numbers.

County Road Projects

FY 2024 Capital Improvement Program

Project Group:	County-City-State
Project Name:	FM 545 Contributions
Project Number:	RI18016
Major Project:	N/A
Start Date:	2020
Project Status:	Active
Funding Source:	2018 Bond Election



PROJECT DESCRIPTION

FM 545 Contributions - Alternative funding has been allocated from the 2007 Bond Election so this funding is no longer needed for this project. Funding will be re-allocated.

OPERATIONAL IMPACT

Fund	Current FY 2024	Projected Impact					Total
		FY 2025	FY 2026	FY 2027	FY 2028	Future	
N/A	\$ -	\$ -	\$ -	\$ -	\$ -	\$ -	\$ -

Impact Notes: Road belongs to TxDOT, therefore no operational impact to the County.

FINANCIALS

Expenditure Type	Budget	Actuals	Encumbrances	Requisitions	Total Expenditures	FY 2024 Available Budget
Right Of Way Acquisition	\$ 1,313,202	\$ -	\$ -	\$ -	\$ -	\$ 1,313,202
Total	\$ 1,313,202	\$ -	\$ -	\$ -	\$ -	\$ 1,313,202

Project financials are displayed as Project-to-Date numbers.

INTRODUCTION

PERSONNEL

FUND SUMMARIES

DEPARTMENTS

CAPITAL IMPROVEMENT PROGRAM

STATISTICS

POLICIES

COURT ORDERS

APPENDIX

Facilities Projects Summaries

Project Name	Project	Budget	Expenditures	Available
Adult Detention Facility				
FI03JAIL	2003 Bond - Justice Center	\$ 20,114,558	\$ 20,103,961	\$ 10,597
FI07JAIL	Adult Detention Facility Expansion	\$ 45,800,000	\$ 42,850,137	\$ 2,949,863
FI07K4008	Fire Suppression Sprinklers	\$ 111,751	\$ 14,400	\$ 97,351
		\$ 66,026,309	\$ 62,968,498	\$ 3,057,811
Courts Facility				
FI07CH	Bloomdale Cths Phase 2	\$ 23,228,657	\$ 22,510,628	\$ 718,029
		\$ 23,228,657	\$ 22,510,628	\$ 718,029
Juvenile Detention Facility				
FI03JUVD	Juvenile Detention Facility	\$ 4,723,848	\$ 4,719,063	\$ 4,785
		\$ 4,723,848	\$ 4,719,063	\$ 4,785
Total Facilities Projects		\$ 93,978,814	\$ 90,198,189	\$ 3,780,625

Facility Projects

FY 2024 Capital Improvement Program

Project Group:	Adult Detention Facility
Project Name:	2003 Bond - Justice Center
Project Number:	F103JAIL
Major Project:	N/A
Start Date:	2004
Project Status:	Active
Funding Source:	2003 Bond Election



PROJECT DESCRIPTION

Expansion of the Collin County Jail to add 288 beds. The expansion has been completed and savings has been allocated to assisting with the 2007 expansion.

OPERATIONAL IMPACT

Fund	Current	Projected Impact					Total
	FY 2024	FY 2025	FY 2026	FY 2027	FY 2028	Future	
N/A	\$ -	\$ -	\$ -	\$ -	\$ -	\$ -	\$ -

Impact Notes: Project is complete. Funding remaining is being utilized to supplement the 2007 expansion of the Jail. Impact of the 2007 expansion can be seen on the F107JAIL project detail.

FINANCIALS

Expenditure Type	Budget	Actuals	Encumbrances	Requisitions	Total Expenditures	FY 2024 Available Budget
Construction	\$ 18,350,451	\$ 18,342,592	\$ -	\$ -	\$ 18,342,592	\$ 7,859
Design	\$ 1,305,019	\$ 1,304,902	\$ -	\$ -	\$ 1,304,902	\$ 117
Equipment	\$ 420,587	\$ 420,584	\$ -	\$ -	\$ 420,584	\$ 3
Personnel	\$ 38,101	\$ 35,633	\$ -	\$ -	\$ 35,633	\$ 2,468
Training	\$ 400	\$ 251	\$ -	\$ -	\$ 251	\$ 149
Total	\$ 20,114,558	\$ 20,103,961	\$ -	\$ -	\$ 20,103,961	\$ 10,597

Project financials are displayed as Project-to-Date numbers.

INTRODUCTION

PERSONNEL

FUND SUMMARIES

DEPARTMENTS

CAPITAL IMPROVEMENT PROGRAM

STATISTICS

POLICIES

COURT ORDERS

APPENDIX

Facility Projects

FY 2024 Capital Improvement Program

Project Group:	Adult Detention Facility
Project Name:	Adult Detention Facility Expansion
Project Number:	F107JAIL
Major Project:	N/A
Start Date:	2019
Project Status:	Active
Funding Source:	2007 Bond Election



PROJECT DESCRIPTION

Expansion of the Adult Detention Facility.

OPERATIONAL IMPACT

Fund	Current FY 2024	Projected Impact					Total
		FY 2025	FY 2026	FY 2027	FY 2028	Future	
0001 - General Fund	\$ 489,360	\$ 3,069,584	\$ 58,362	\$ 171,830	\$ 180,199	\$ 312,768	\$ 4,282,103

Impact Notes: The expansion is expected to increase staffing as well as utility costs. FY 2024 Budget included funding for 14 Detention Officers for 4 months and 2 Sergeants for 2 months to open 1 POD. Future costs include an additional 14 Detention Officers and 2 Jail Sergeants to open an additional POD. Utility costs include electric, gas, water and trash.

FINANCIALS

Expenditure Type	Budget	Actuals	Encumbrances	Requisitions	Total Expenditures	FY 2024 Available Budget
Construction	\$ 40,300,000	\$ 28,616,135	\$ 10,657,148	\$ -	\$ 39,273,284	\$ 1,026,716
Design	\$ 5,500,000	\$ 3,701,140	\$ (124,286)	\$ -	\$ 3,576,854	\$ 1,923,146
Total	\$ 45,800,000	\$ 32,317,275	\$ 10,532,862	\$ -	\$ 42,850,137	\$ 2,949,863

Project financials are displayed as Project-to-Date numbers.

Facility Projects

FY 2024 Capital Improvement Program

Project Group:	Adult Detention Facility
Project Name:	Fire Suppression Sprinklers
Project Number:	FI07K4008
Major Project:	N/A
Start Date:	2022
Project Status:	Active
Funding Source:	2007 Bond Election



PROJECT DESCRIPTION

Replacement of Fire Suppression Sprinklers in the Adult Detention Center.

OPERATIONAL IMPACT

Fund	Current FY 2024	Projected Impact					Total
		FY 2025	FY 2026	FY 2027	FY 2028	Future	
N/A	\$ -	\$ -	\$ -	\$ -	\$ -	\$ -	\$ -

Impact Notes: No operational impact is expected.

FINANCIALS

Expenditure Type	Budget	Actuals	Encumbrances	Requisitions	Total Expenditures	FY 2024 Available Budget
Construction	\$ 111,751	\$ 12,960	\$ 1,440	\$ -	\$ 14,400	\$ 97,351
Total	\$ 111,751	\$ 12,960	\$ 1,440	\$ -	\$ 14,400	\$ 97,351

Project financials are displayed as Project-to-Date numbers.

INTRODUCTION

PERSONNEL

FUND SUMMARIES

DEPARTMENTS

CAPITAL IMPROVEMENT PROGRAM

STATISTICS

POLICIES

COURT ORDERS

APPENDIX

Facility Projects

FY 2024 Capital Improvement Program

Project Group:	Courts Facility
Project Name:	Bloomdale Cths Phase 2
Project Number:	FI07CH
Major Project:	07CH
Start Date:	2008
Project Status:	Active
Funding Source:	2007 Bond Election



PROJECT DESCRIPTION

Expansion of Collin County Courthouse to allow the continued centralization of courts and governmental departments to the new courthouse campus.

OPERATIONAL IMPACT

Fund	Current FY 2024	Projected Impact					Total
		FY 2025	FY 2026	FY 2027	FY 2028	Future	
N/A	\$ -	\$ -	\$ -	\$ -	\$ -	\$ -	\$ -

Impact Notes: Project is complete. Funding remaining is being utilized for continued improvements to the courthouse.

FINANCIALS

Expenditure Type	Budget	Actuals	Encumbrances	Requisitions	Total Expenditures	FY 2024 Available Budget
Construction	\$ 18,046,258	\$ 18,003,439	\$ -	\$ -	\$ 18,003,439	\$ 42,819
Design	\$ 4,373,053	\$ 4,373,051	\$ -	\$ -	\$ 4,373,051	\$ 2
Equipment	\$ 809,346	\$ 134,137	\$ -	\$ -	\$ 134,137	\$ 675,209
Total	\$ 23,228,657	\$ 22,510,628	\$ -	\$ -	\$ 22,510,628	\$ 718,029

Project financials are displayed as Project-to-Date numbers.

Facility Projects

FY 2024 Capital Improvement Program

Project Group:	Juvenile Detention Facility
Project Name:	Juvenile Detention Facility
Project Number:	F103JUV
Major Project:	N/A
Start Date:	2004
Project Status:	Active
Funding Source:	2003 Bond Election



PROJECT DESCRIPTION

Expansion of the Juvenile Detention Facility to add 48 additional beds. Any remaining funds are used for improvements to the existing facility.

OPERATIONAL IMPACT

Fund	Current	Projected Impact					Total
	FY 2024	FY 2025	FY 2026	FY 2027	FY 2028	Future	
N/A	\$ -	\$ -	\$ -	\$ -	\$ -	\$ -	\$ -

Impact Notes: Project has been completed and additional funding is being utilized to make additional improvements to the building. Since all improvements are now existing, there is no operational impact.

FINANCIALS

Expenditure Type	Budget	Actuals	Encumbrances	Requisitions	Total Expenditures	FY 2024 Available Budget
Construction	\$ 4,377,250	\$ 4,372,466	\$ -	\$ -	\$ 4,372,466	\$ 4,784
Design	\$ 303,886	\$ 303,886	\$ -	\$ -	\$ 303,886	\$ 0
Equipment	\$ 15,914	\$ 15,913	\$ -	\$ -	\$ 15,913	\$ 1
Personnel	\$ 26,749	\$ 26,749	\$ -	\$ -	\$ 26,749	\$ 0
Training	\$ 49	\$ 49	\$ -	\$ -	\$ 49	\$ 0
Total	\$ 4,723,848	\$ 4,719,063	\$ -	\$ -	\$ 4,719,063	\$ 4,785

Project financials are displayed as Project-to-Date numbers.

INTRODUCTION

PERSONNEL

FUND SUMMARIES

DEPARTMENTS

CAPITAL IMPROVEMENT PROGRAM

STATISTICS

POLICIES

COURT ORDERS

APPENDIX

Open Space Projects Summaries

Project Name	Project	Budget	Expenditures	Available
Open Space Grants				
OI0718PG18	City of McKinney - Wilson Creek Greens Trail Project	\$ 282,263	\$ -	\$ 282,263
OI0718PG34	AL - Watters Trail S Connection	\$ 10,862	\$ -	\$ 10,862
OI0705	2007 Open Space Grant Fnd	\$ 551,292	\$ -	\$ 551,292
OI07PG101	Trinity Trail Preservation Assoc	\$ 7,500	\$ 7,500	\$ -
OI07PG103	City of Allen - Eugene McDermott	\$ 140,365	\$ 140,365	\$ -
OI07PG106	MP Show Barn Failure	\$ 50,000	\$ 12,011	\$ 37,989
OI07PG107	MP Stall Barn Foundation Failure	\$ 50,000	\$ 7,602	\$ 42,399
OI07PG108	MP Confinement Building Restoration	\$ 28,150	\$ 27,650	\$ 500
OI07PG110	Parkhill Prairie - The Nature Conservancy	\$ 41,000	\$ 41,999	\$ (999)
OI18DISC	2018 Proposition C Discretionary	\$ 31,413	\$ -	\$ 31,413
OI18PG11	Frisco - Parvin Branch Trail Connect	\$ 100,000	\$ -	\$ 100,000
OI18PG13	Town of Fairview - State Highway 5 to Stoddard Rd Trail Connection	\$ 44,915	\$ -	\$ 44,915
OI18PG14	City of Frisco - Independence Hike & Bike Trail	\$ 211,920	\$ -	\$ 211,920
OI18PG16	City of Lavon - Bear Creek Trail Creek Crossing Connector	\$ 233,250	\$ -	\$ 233,250
OI18PG17	City of Lowry Crossing - Lowry Crossing City Park	\$ 412,067	\$ -	\$ 412,067
OI18PG18	City of McKinney - Wilson Creek Greens Trail Project	\$ 113,737	\$ -	\$ 113,737
OI18PG19	City of Melissa - Brookside Sub-Surface Crossing at SH 121	\$ 146,666	\$ -	\$ 146,666
OI18PG25	Fairview - Stacy Rd to Monarch Trail	\$ 97,150	\$ -	\$ 97,150
OI18PG27	Farmersville - Rambler Park	\$ 50,000	\$ -	\$ 50,000
OI18PG28	Farmersville - Onion Shed	\$ 175,000	\$ -	\$ 175,000
OI18PG29	Farmersville - Caddo Park	\$ 100,000	\$ -	\$ 100,000
OI18PG30	Frisco - Poweline Hike & Bike Trail	\$ 250,681	\$ -	\$ 250,681
OI18PG31	McKinney - Wilson Creek Greens Trail	\$ 250,681	\$ -	\$ 250,681
OI18PG32	Plano - Los Rios Park Trail	\$ 250,681	\$ -	\$ 250,681
OI18PG33	Prosper - First St Ped & Bicycle Tunn	\$ 250,681	\$ -	\$ 250,681
OI18PG34	AL - Watters Trail S Connection	\$ 128,566	\$ -	\$ 128,566
OI18PG35	BR - Mowry Park	\$ 200,000	\$ -	\$ 200,000
OI18PG36	FV - Blackland Prairie Park	\$ 850,000	\$ -	\$ 850,000
OI18PG37	LV - Bear Creek Land Acq	\$ 375,000	\$ -	\$ 375,000
OI18PG38	LC - Trinity Trail	\$ 179,006	\$ -	\$ 179,006
OI18PG39	PL - Chisholm Trail Ext	\$ 267,428	\$ -	\$ 267,428
		\$ 5,880,274	\$ 237,126	\$ 5,643,148
Outdoor Camp				
OI010C	OUTDOOR CAMP	\$ 26,971,546	\$ 26,801,469	\$ 170,077
		\$ 26,971,546	\$ 26,801,469	\$ 170,077
Total Open Space Projects		\$ 32,851,820	\$ 27,038,595	\$ 5,813,225

Open Space Projects

FY 2024 Capital Improvement Program

Project Group:	Open Space Grants
Project Name:	City of McKinney - Wilson Creek Greens Trail Project
Project Number:	O10718PG18
Major Project:	18PG18
Start Date:	2021
Project Status:	Active
Funding Source:	2007 Bond Election



PROJECT DESCRIPTION

Trail, trailhead, overlook, pedestrian bridge, signage, irrigation and landscaping.

OPERATIONAL IMPACT

Fund	Current	Projected Impact					Total
	FY 2024	FY 2025	FY 2026	FY 2027	FY 2028	Future	
N/A	\$ -	\$ -	\$ -	\$ -	\$ -	\$ -	\$ -

Impact Notes: All future maintenance is the responsibility of the City. No future cost impact to the County.

FINANCIALS

Expenditure Type	Budget	Actuals	Encumbrances	Requisitions	Total Expenditures	FY 2024 Available Budget
Construction	\$ 282,263	\$ -	\$ -	\$ -	\$ -	\$ 282,263
Total	\$ 282,263	\$ -	\$ -	\$ -	\$ -	\$ 282,263

Project financials are displayed as Project-to-Date numbers.

INTRODUCTION

PERSONNEL

FUND SUMMARIES

DEPARTMENTS

CAPITAL IMPROVEMENT PROGRAM

STATISTICS

POLICIES

COURT ORDERS

APPENDIX

Open Space Projects

FY 2024 Capital Improvement Program

Project Group:	Open Space Grants
Project Name:	AL - Watters Trail S Connection
Project Number:	OI0718PG34
Major Project:	18PG34
Start Date:	2023
Project Status:	Active
Funding Source:	2007 Bond Election



PROJECT DESCRIPTION

City of Allen - Watters Trail South Connection - remove existing and replace 12' wide trail

OPERATIONAL IMPACT

Fund	Current FY 2024	Projected Impact					Total
		FY 2025	FY 2026	FY 2027	FY 2028	Future	
N/A	\$ -	\$ -	\$ -	\$ -	\$ -	\$ -	\$ -

Impact Notes: All future maintenance is the responsibility of the City. No future cost impact to the County.

FINANCIALS


Expenditure Type	Budget	Actuals	Encumbrances	Requisitions	Total Expenditures	FY 2024 Available Budget
Construction	\$ 10,862	\$ -	\$ -	\$ -	\$ -	\$ 10,862
Total	\$ 10,862	\$ -	\$ -	\$ -	\$ -	\$ 10,862

Project financials are displayed as Project-to-Date numbers.

Open Space Projects

FY 2024 Capital Improvement Program

Project Group:	Open Space Grants
Project Name:	2007 Open Space Grant Fnd
Project Number:	O10705
Major Project:	N/A
Start Date:	2009
Project Status:	Active
Funding Source:	2007 Bond Election



PROJECT DESCRIPTION

2007 Open Space Grant Funds.

OPERATIONAL IMPACT

Fund	Current FY 2024	Projected Impact					Total
		FY 2025	FY 2026	FY 2027	FY 2028	Future	
N/A	\$ -	\$ -	\$ -	\$ -	\$ -	\$ -	\$ -

Impact Notes: Open Space Grant Funding. To be allocated on an annual basis based on applications received.

FINANCIALS

Expenditure Type	Budget	Actuals	Encumbrances	Requisitions	Total Expenditures	FY 2024 Available Budget
Construction	\$ 551,292	\$ -	\$ -	\$ -	\$ -	\$ 551,292
Total	\$ 551,292	\$ -	\$ -	\$ -	\$ -	\$ 551,292

Project financials are displayed as Project-to-Date numbers.

INTRODUCTION

PERSONNEL

FUND SUMMARIES

DEPARTMENTS

CAPITAL IMPROVEMENT PROGRAM

STATISTICS

POLICIES

COURT ORDERS

APPENDIX

Open Space Projects

FY 2024 Capital Improvement Program

Project Group:	Open Space Grants
Project Name:	Trinity Trail Preservation Assoc
Project Number:	OI07PG101
Major Project:	N/A
Start Date:	2019
Project Status:	Active
Funding Source:	2007 Bond Election



PROJECT DESCRIPTION

Trinity Trail Reroute Phase #1. Reroute trail to avoid high water and encroaching development and update trail signage.

OPERATIONAL IMPACT

Fund	Current FY 2024	Projected Impact					Total
		FY 2025	FY 2026	FY 2027	FY 2028	Future	
N/A	\$ -	\$ -	\$ -	\$ -	\$ -	\$ -	\$ -

Impact Notes: All future maintenance is the responsibility of the City. No future cost impact to the County.

FINANCIALS

Expenditure Type	Budget	Actuals	Encumbrances	Requisitions	Total Expenditures	FY 2024 Available Budget
Construction	\$ 7,500	\$ 2,445	\$ 5,055	\$ -	\$ 7,500	\$ -
Total	\$ 7,500	\$ 2,445	\$ 5,055	\$ -	\$ 7,500	\$ -

Project financials are displayed as Project-to-Date numbers.

Open Space Projects

FY 2024 Capital Improvement Program

Project Group:	Open Space Grants
Project Name:	City of Allen - Eugene McDermott
Project Number:	OI07PG103
Major Project:	N/A
Start Date:	2019
Project Status:	Active
Funding Source:	2007 Bond Election



PROJECT DESCRIPTION

Design Rowlett Creek trail segments within Eugene McDermott Park

OPERATIONAL IMPACT

Fund	Current FY 2024	Projected Impact					Total
		FY 2025	FY 2026	FY 2027	FY 2028	Future	
N/A	\$ -	\$ -	\$ -	\$ -	\$ -	\$ -	\$ -

Impact Notes: All future maintenance is the responsibility of the City. No future cost impact to the County.

FINANCIALS

Expenditure Type	Budget	Actuals	Encumbrances	Requisitions	Total Expenditures	FY 2024 Available Budget
Construction	\$ 140,365	\$ 99,087	\$ 41,279	\$ -	\$ 140,365	\$ -
Total	\$ 140,365	\$ 99,087	\$ 41,279	\$ -	\$ 140,365	\$ -

Project financials are displayed as Project-to-Date numbers.

INTRODUCTION

PERSONNEL

FUND SUMMARIES

DEPARTMENTS

CAPITAL IMPROVEMENT PROGRAM

STATISTICS

POLICIES

COURT ORDERS

APPENDIX

Open Space Projects

FY 2024 Capital Improvement Program

Project Group:	Open Space Grants
Project Name:	MP Show Barn Failure
Project Number:	OI07PG106
Major Project:	N/A
Start Date:	2021
Project Status:	Active
Funding Source:	2007 Bond Election



PROJECT DESCRIPTION

Investigation of the foundation in the Show Barn.

OPERATIONAL IMPACT

Fund	Current FY 2024	Projected Impact					Total
		FY 2025	FY 2026	FY 2027	FY 2028	Future	
N/A	\$ -	\$ -	\$ -	\$ -	\$ -	\$ -	\$ -

Impact Notes: Investigation Only. Future funding will be needed to repair any issues.

FINANCIALS


Expenditure Type	Budget	Actuals	Encumbrances	Requisitions	Total Expenditures	FY 2024 Available Budget
Design	\$ 50,000	\$ 12,011	\$ -	\$ -	\$ 12,011	\$ 37,989
Total	\$ 50,000	\$ 12,011	\$ -	\$ -	\$ 12,011	\$ 37,989

Project financials are displayed as Project-to-Date numbers.

Open Space Projects

FY 2024 Capital Improvement Program

Project Group:	Open Space Grants
Project Name:	MP Stall Barn Foundation Failure
Project Number:	OI07PG107
Major Project:	N/A
Start Date:	2021
Project Status:	Active
Funding Source:	2007 Bond Election



PROJECT DESCRIPTION

Investigation of the foundation in the Stall Barn.

OPERATIONAL IMPACT

Fund	Current	Projected Impact					Total
	FY 2024	FY 2025	FY 2026	FY 2027	FY 2028	Future	
N/A	\$ -	\$ -	\$ -	\$ -	\$ -	\$ -	\$ -

Impact Notes: Investigation Only. Future funding will be needed to repair any issues.

FINANCIALS

Expenditure Type	Budget	Actuals	Encumbrances	Requisitions	Total Expenditures	FY 2024 Available Budget
Design	\$ 50,000	\$ 7,602	\$ -	\$ -	\$ 7,602	\$ 42,399
Total	\$ 50,000	\$ 7,602	\$ -	\$ -	\$ 7,602	\$ 42,399

Project financials are displayed as Project-to-Date numbers.

INTRODUCTION

PERSONNEL

FUND SUMMARIES

DEPARTMENTS

CAPITAL IMPROVEMENT PROGRAM

STATISTICS

POLICIES


COURT ORDERS

APPENDIX

Open Space Projects

FY 2024 Capital Improvement Program

Project Group:	Open Space Grants
Project Name:	MP Confinement Building Restoration
Project Number:	O107PG108
Major Project:	N/A
Start Date:	2021
Project Status:	Active
Funding Source:	2007 Bond Election



PROJECT DESCRIPTION

Restoration of the Confinement Building.

OPERATIONAL IMPACT

Fund	Current FY 2024	Projected Impact					Total
		FY 2025	FY 2026	FY 2027	FY 2028	Future	
N/A	\$ -	\$ -	\$ -	\$ -	\$ -	\$ -	\$ -

Impact Notes: No operational impact anticipated.

FINANCIALS

Expenditure Type	Budget	Actuals	Encumbrances	Requisitions	Total Expenditures	FY 2024 Available Budget
Design	\$ 28,150	\$ 27,650	\$ -	\$ -	\$ 27,650	\$ 500
Total	\$ 28,150	\$ 27,650	\$ -	\$ -	\$ 27,650	\$ 500

Project financials are displayed as Project-to-Date numbers.

Open Space Projects

FY 2024 Capital Improvement Program

Project Group:	Open Space Grants
Project Name:	Parkhill Prairie - The Nature Conservancy
Project Number:	OI07PG110
Major Project:	N/A
Start Date:	2023
Project Status:	Active
Funding Source:	2007 Bond Election



PROJECT DESCRIPTION

Consulting Services Agreement with the Nature Conservancy for Parkhill Prairie Restoration and Maintenance. Five Years 2023 - 2027.

OPERATIONAL IMPACT

Fund	Current	Projected Impact					Total
	FY 2024	FY 2025	FY 2026	FY 2027	FY 2028	Future	
N/A	\$ -	\$ -	\$ -	\$ -	\$ -	\$ -	\$ -

Impact Notes: No operational impact anticipated.

FINANCIALS

Expenditure Type	Budget	Actuals	Encumbrances	Requisitions	Total Expenditures	FY 2024 Available Budget
Construction	\$ 41,000	\$ 1,403	\$ 40,596	\$ -	\$ 41,999	\$ (999)
Total	\$ 41,000	\$ 1,403	\$ 40,596	\$ -	\$ 41,999	\$ (999)

Project financials are displayed as Project-to-Date numbers.

INTRODUCTION

PERSONNEL

FUND SUMMARIES

DEPARTMENTS

CAPITAL IMPROVEMENT PROGRAM

STATISTICS

POLICIES

COURT ORDERS

APPENDIX

Open Space Projects

FY 2024 Capital Improvement Program

Project Group:	Open Space Grants
Project Name:	2018 Proposition C Discretionary
Project Number:	OI18DISC
Major Project:	N/A
Start Date:	2018
Project Status:	Active
Funding Source:	2018 Bond Election



PROJECT DESCRIPTION

2018 Bond Election discretionary open space funds for Proposition C projects.

OPERATIONAL IMPACT

Fund	Current FY 2024	Projected Impact					Total
		FY 2025	FY 2026	FY 2027	FY 2028	Future	
N/A	\$ -	\$ -	\$ -	\$ -	\$ -	\$ -	\$ -

Impact Notes: Discretionary funding. Not allocated to any specific project at this time. Operational impact to be determined when projects are identified.

FINANCIALS

Expenditure Type	Budget	Actuals	Encumbrances	Requisitions	Total Expenditures	FY 2024 Available Budget
Contingency	\$ 31,413	\$ -	\$ -	\$ -	\$ -	\$ 31,413
Total	\$ 31,413	\$ -	\$ -	\$ -	\$ -	\$ 31,413

Project financials are displayed as Project-to-Date numbers.

Open Space Projects

FY 2024 Capital Improvement Program

Project Group:	Open Space Grants
Project Name:	Frisco - Parvin Branch Trail Connect
Project Number:	OI18PG11
Major Project:	18PG11
Start Date:	2020
Project Status:	Active
Funding Source:	2018 Bond Election



PROJECT DESCRIPTION

Hike/Bike trail underneath Preston Rd/SH289

OPERATIONAL IMPACT

Fund	Current	Projected Impact					Total
	FY 2024	FY 2025	FY 2026	FY 2027	FY 2028	Future	
N/A	\$ -	\$ -	\$ -	\$ -	\$ -	\$ -	\$ -

Impact Notes: All future maintenance is the responsibility of the City. No future cost impact to the County.

FINANCIALS

Expenditure Type	Budget	Actuals	Encumbrances	Requisitions	Total Expenditures	FY 2024 Available Budget
Construction	\$ 100,000	\$ -	\$ -	\$ -	\$ -	\$ 100,000
Total	\$ 100,000	\$ -	\$ -	\$ -	\$ -	\$ 100,000

Project financials are displayed as Project-to-Date numbers.

INTRODUCTION

PERSONNEL

FUND SUMMARIES

DEPARTMENTS

CAPITAL IMPROVEMENT PROGRAM

STATISTICS

POLICIES

COURT ORDERS

APPENDIX

Open Space Projects

FY 2024 Capital Improvement Program

Project Group:	Open Space Grants
Project Name:	Town of Fairview - State Highway 5 to Stoddard Rd Trail Connection
Project Number:	O18PG13
Major Project:	18PG13
Start Date:	2021
Project Status:	Active
Funding Source:	2018 Bond Election



PROJECT DESCRIPTION

Construction of hike and bike trail.

OPERATIONAL IMPACT

Fund	Current FY 2024	Projected Impact					Total
		FY 2025	FY 2026	FY 2027	FY 2028	Future	
N/A	\$ -	\$ -	\$ -	\$ -	\$ -	\$ -	\$ -

Impact Notes: All future maintenance is the responsibility of the City. No future cost impact to the County.

FINANCIALS

Expenditure Type	Budget	Actuals	Encumbrances	Requisitions	Total Expenditures	FY 2024 Available Budget
Construction	\$ 44,915	\$ -	\$ -	\$ -	\$ -	\$ 44,915
Total	\$ 44,915	\$ -	\$ -	\$ -	\$ -	\$ 44,915

Project financials are displayed as Project-to-Date numbers.

Open Space Projects

FY 2024 Capital Improvement Program

Project Group:	Open Space Grants
Project Name:	City of Frisco - Independence Hike & Bike Trail
Project Number:	OI18PG14
Major Project:	18PG14
Start Date:	2021
Project Status:	Active
Funding Source:	2018 Bond Election



PROJECT DESCRIPTION

Construction of Trail.

OPERATIONAL IMPACT

Fund	Current FY 2024	Projected Impact					Total
		FY 2025	FY 2026	FY 2027	FY 2028	Future	
N/A	\$ -	\$ -	\$ -	\$ -	\$ -	\$ -	\$ -

Impact Notes: All future maintenance is the responsibility of the City. No future cost impact to the County.

FINANCIALS

Expenditure Type	Budget	Actuals	Encumbrances	Requisitions	Total Expenditures	FY 2024 Available Budget
Construction	\$ 211,920	\$ -	\$ -	\$ -	\$ -	\$ 211,920
Total	\$ 211,920	\$ -	\$ -	\$ -	\$ -	\$ 211,920

Project financials are displayed as Project-to-Date numbers.

INTRODUCTION

PERSONNEL

FUND SUMMARIES

DEPARTMENTS

CAPITAL IMPROVEMENT PROGRAM

STATISTICS

POLICIES

COURT ORDERS

APPENDIX

Open Space Projects

FY 2024 Capital Improvement Program

Project Group:	Open Space Grants
Project Name:	City of Lavon - Bear Creek Trail Creek Crossing Connector
Project Number:	OI18PG16
Major Project:	18PG16
Start Date:	2021
Project Status:	Active
Funding Source:	2018 Bond Election



PROJECT DESCRIPTION

Bridge-Trail Connector,

OPERATIONAL IMPACT

Fund	Current FY 2024	Projected Impact					Total
		FY 2025	FY 2026	FY 2027	FY 2028	Future	
N/A	\$ -	\$ -	\$ -	\$ -	\$ -	\$ -	\$ -

Impact Notes: All future maintenance is the responsibility of the City. No future cost impact to the County.

FINANCIALS

Expenditure Type	Budget	Actuals	Encumbrances	Requisitions	Total Expenditures	FY 2024 Available Budget
Construction	\$ 233,250	\$ -	\$ -	\$ -	\$ -	\$ 233,250
Total	\$ 233,250	\$ -	\$ -	\$ -	\$ -	\$ 233,250

Project financials are displayed as Project-to-Date numbers.

Open Space Projects

FY 2024 Capital Improvement Program

Project Group:	Open Space Grants
Project Name:	City of Lowry Crossing - Lowry Crossing City Park
Project Number:	OI18PG17
Major Project:	18PG17
Start Date:	2021
Project Status:	Active
Funding Source:	2018 Bond Election



PROJECT DESCRIPTION

Trail & Playground Equipment,

OPERATIONAL IMPACT

Fund	Current FY 2024	Projected Impact					Total
		FY 2025	FY 2026	FY 2027	FY 2028	Future	
N/A	\$ -	\$ -	\$ -	\$ -	\$ -	\$ -	\$ -

Impact Notes: All future maintenance is the responsibility of the City. No future cost impact to the County.

FINANCIALS

Expenditure Type	Budget	Actuals	Encumbrances	Requisitions	Total Expenditures	FY 2024 Available Budget
Construction	\$ 412,067	\$ -	\$ -	\$ -	\$ -	\$ 412,067
Total	\$ 412,067	\$ -	\$ -	\$ -	\$ -	\$ 412,067

Project financials are displayed as Project-to-Date numbers.

INTRODUCTION

PERSONNEL

FUND SUMMARIES

DEPARTMENTS

CAPITAL IMPROVEMENT PROGRAM

STATISTICS

POLICIES

COURT ORDERS

APPENDIX

Open Space Projects

FY 2024 Capital Improvement Program

Project Group:	Open Space Grants
Project Name:	City of McKinney - Wilson Creek Greens Trail Project
Project Number:	O18PG18
Major Project:	18PG18
Start Date:	2021
Project Status:	Active
Funding Source:	2018 Bond Election



PROJECT DESCRIPTION

Trail, trailhead, overlook, pedestrian bridge, signage, irrigation and landscaping.

OPERATIONAL IMPACT

Fund	Current FY 2024	Projected Impact					Total
		FY 2025	FY 2026	FY 2027	FY 2028	Future	
N/A	\$ -	\$ -	\$ -	\$ -	\$ -	\$ -	\$ -

Impact Notes: All future maintenance is the responsibility of the City. No future cost impact to the County.

FINANCIALS

Expenditure Type	Budget	Actuals	Encumbrances	Requisitions	Total Expenditures	FY 2024 Available Budget
Construction	\$ 113,737	\$ -	\$ -	\$ -	\$ -	\$ 113,737
Total	\$ 113,737	\$ -	\$ -	\$ -	\$ -	\$ 113,737

Project financials are displayed as Project-to-Date numbers.

Open Space Projects

FY 2024 Capital Improvement Program

Project Group:	Open Space Grants
Project Name:	City of Melissa - Brookside Sub-Surface Crossing at SH 121
Project Number:	OI18PG19
Major Project:	18PG19
Start Date:	2021
Project Status:	Active
Funding Source:	2018 Bond Election



PROJECT DESCRIPTION

Concrete Trail Crossing Under SH 121.

OPERATIONAL IMPACT

Fund	Current FY 2024	Projected Impact					Total
		FY 2025	FY 2026	FY 2027	FY 2028	Future	
N/A	\$ -	\$ -	\$ -	\$ -	\$ -	\$ -	\$ -

Impact Notes: All future maintenance is the responsibility of the City. No future cost impact to the County.

FINANCIALS

Expenditure Type	Budget	Actuals	Encumbrances	Requisitions	Total Expenditures	FY 2024 Available Budget
Construction	\$ 146,666	\$ -	\$ -	\$ -	\$ -	\$ 146,666
Total	\$ 146,666	\$ -	\$ -	\$ -	\$ -	\$ 146,666

Project financials are displayed as Project-to-Date numbers.

INTRODUCTION

PERSONNEL

FUND SUMMARIES

DEPARTMENTS

CAPITAL IMPROVEMENT PROGRAM

STATISTICS

POLICIES


COURT ORDERS

APPENDIX

Open Space Projects

FY 2024 Capital Improvement Program

Project Group:	Open Space Grants
Project Name:	Fairview - Stacy Rd to Monarch Trail
Project Number:	OI18PG25
Major Project:	N/A
Start Date:	2022
Project Status:	Active
Funding Source:	2018 Bond Election



PROJECT DESCRIPTION

Town of Fairview - Stacy Road to Monarch Park Trail Connector. Concrete trail with pedestrian crossing.

OPERATIONAL IMPACT

Fund	Current FY 2024	Projected Impact					Total
		FY 2025	FY 2026	FY 2027	FY 2028	Future	
N/A	\$ -	\$ -	\$ -	\$ -	\$ -	\$ -	\$ -

Impact Notes: All future maintenance is the responsibility of the City. No future cost impact to the County.

FINANCIALS

Expenditure Type	Budget	Actuals	Encumbrances	Requisitions	Total Expenditures	FY 2024 Available Budget
Construction	\$ 97,150	\$ -	\$ -	\$ -	\$ -	\$ 97,150
Total	\$ 97,150	\$ -	\$ -	\$ -	\$ -	\$ 97,150

Project financials are displayed as Project-to-Date numbers.

Open Space Projects

FY 2024 Capital Improvement Program

Project Group:	Open Space Grants
Project Name:	Farmersville - Rambler Park
Project Number:	OI18PG27
Major Project:	N/A
Start Date:	2022
Project Status:	Active
Funding Source:	2018 Bond Election



PROJECT DESCRIPTION

Farmersville - Rambler Park, 6" wide concrete edging, concrete flatwork, decomposed granite, sitework and irrigation modifications, swing set.

OPERATIONAL IMPACT

Fund	Current FY 2024	Projected Impact					Total
		FY 2025	FY 2026	FY 2027	FY 2028	Future	
N/A	\$ -	\$ -	\$ -	\$ -	\$ -	\$ -	\$ -

Impact Notes: All future maintenance is the responsibility of the City. No future cost impact to the County.

FINANCIALS

Expenditure Type	Budget	Actuals	Encumbrances	Requisitions	Total Expenditures	FY 2024 Available Budget
Construction	\$ 50,000	\$ -	\$ -	\$ -	\$ -	\$ 50,000
Total	\$ 50,000	\$ -	\$ -	\$ -	\$ -	\$ 50,000

Project financials are displayed as Project-to-Date numbers.

INTRODUCTION

PERSONNEL

FUND SUMMARIES

DEPARTMENTS

CAPITAL IMPROVEMENT PROGRAM

STATISTICS

POLICIES

COURT ORDERS

APPENDIX

Open Space Projects

FY 2024 Capital Improvement Program

Project Group:	Open Space Grants
Project Name:	Farmersville - Onion Shed
Project Number:	OI18PG28
Major Project:	N/A
Start Date:	2022
Project Status:	Active
Funding Source:	2018 Bond Election



PROJECT DESCRIPTION

Farmersville - Onion shed improvements. Pier and handrail replacement and drainage improvements.

OPERATIONAL IMPACT

Fund	Current FY 2024	Projected Impact					Total
		FY 2025	FY 2026	FY 2027	FY 2028	Future	
N/A	\$ -	\$ -	\$ -	\$ -	\$ -	\$ -	\$ -

Impact Notes: All future maintenance is the responsibility of the City. No future cost impact to the County.

FINANCIALS

Expenditure Type	Budget	Actuals	Encumbrances	Requisitions	Total Expenditures	FY 2024 Available Budget
Construction	\$ 175,000	\$ -	\$ -	\$ -	\$ -	\$ 175,000
Total	\$ 175,000	\$ -	\$ -	\$ -	\$ -	\$ 175,000

Project financials are displayed as Project-to-Date numbers.

Open Space Projects

FY 2024 Capital Improvement Program

Project Group:	Open Space Grants
Project Name:	Farmersville - Caddo Park
Project Number:	OI18PG29
Major Project:	N/A
Start Date:	2022
Project Status:	Active
Funding Source:	2018 Bond Election



PROJECT DESCRIPTION

Farmersville - Caddo Park Improvements. Entrance road parking.

OPERATIONAL IMPACT

Fund	Current	Projected Impact					Total
	FY 2024	FY 2025	FY 2026	FY 2027	FY 2028	Future	
N/A	\$ -	\$ -	\$ -	\$ -	\$ -	\$ -	\$ -

Impact Notes: All future maintenance is the responsibility of the City. No future cost impact to the County.

FINANCIALS

Expenditure Type	Budget	Actuals	Encumbrances	Requisitions	Total Expenditures	FY 2024 Available Budget
Construction	\$ 100,000	\$ -	\$ -	\$ -	\$ -	\$ 100,000
Total	\$ 100,000	\$ -	\$ -	\$ -	\$ -	\$ 100,000

Project financials are displayed as Project-to-Date numbers.

INTRODUCTION

PERSONNEL

FUND SUMMARIES

DEPARTMENTS

CAPITAL IMPROVEMENT PROGRAM

STATISTICS

POLICIES

COURT ORDERS

APPENDIX

Open Space Projects

FY 2024 Capital Improvement Program

Project Group:	Open Space Grants
Project Name:	Frisco - Poweline Hike & Bike Trail
Project Number:	OI18PG30
Major Project:	N/A
Start Date:	2022
Project Status:	Active
Funding Source:	2018 Bond Election



PROJECT DESCRIPTION

Frisco - Poweline hike and bike trail. Construction of trail.

OPERATIONAL IMPACT

Fund	Current FY 2024	Projected Impact					Total
		FY 2025	FY 2026	FY 2027	FY 2028	Future	
N/A	\$ -	\$ -	\$ -	\$ -	\$ -	\$ -	\$ -

Impact Notes: All future maintenance is the responsibility of the City. No future cost impact to the County.

FINANCIALS


Expenditure Type	Budget	Actuals	Encumbrances	Requisitions	Total Expenditures	FY 2024 Available Budget
Construction	\$ 250,681	\$ -	\$ -	\$ -	\$ -	\$ 250,681
Total	\$ 250,681	\$ -	\$ -	\$ -	\$ -	\$ 250,681

Project financials are displayed as Project-to-Date numbers.

Open Space Projects

FY 2024 Capital Improvement Program

Project Group:	Open Space Grants
Project Name:	McKinney - Wilson Creek Greens Trail
Project Number:	OI18PG31
Major Project:	N/A
Start Date:	2022
Project Status:	Active
Funding Source:	2018 Bond Election



PROJECT DESCRIPTION

McKinney - Wilson Creek Greens Trail. 12' Trail, 5" or 6" concrete.

OPERATIONAL IMPACT

Fund	Current	Projected Impact					Total
	FY 2024	FY 2025	FY 2026	FY 2027	FY 2028	Future	
N/A	\$ -	\$ -	\$ -	\$ -	\$ -	\$ -	\$ -

Impact Notes: All future maintenance is the responsibility of the City. No future cost impact to the County.

FINANCIALS

Expenditure Type	Budget	Actuals	Encumbrances	Requisitions	Total Expenditures	FY 2024 Available Budget
Construction	\$ 250,681	\$ -	\$ -	\$ -	\$ -	\$ 250,681
Total	\$ 250,681	\$ -	\$ -	\$ -	\$ -	\$ 250,681

Project financials are displayed as Project-to-Date numbers.

INTRODUCTION

PERSONNEL

FUND SUMMARIES

DEPARTMENTS

CAPITAL IMPROVEMENT PROGRAM

STATISTICS

POLICIES

COURT ORDERS

APPENDIX

Open Space Projects

FY 2024 Capital Improvement Program

Project Group:	Open Space Grants
Project Name:	Plano - Los Rios Park Trail
Project Number:	OI18PG32
Major Project:	N/A
Start Date:	2022
Project Status:	Active
Funding Source:	2018 Bond Election



PROJECT DESCRIPTION

Plano - Los Rios Park Trail. Concrete trail and bridges.

OPERATIONAL IMPACT

Fund	Current FY 2024	Projected Impact					Total
		FY 2025	FY 2026	FY 2027	FY 2028	Future	
N/A	\$ -	\$ -	\$ -	\$ -	\$ -	\$ -	\$ -

Impact Notes: All future maintenance is the responsibility of the City. No future cost impact to the County.

FINANCIALS

Expenditure Type	Budget	Actuals	Encumbrances	Requisitions	Total Expenditures	FY 2024 Available Budget
Construction	\$ 250,681	\$ -	\$ -	\$ -	\$ -	\$ 250,681
Total	\$ 250,681	\$ -	\$ -	\$ -	\$ -	\$ 250,681

Project financials are displayed as Project-to-Date numbers.

Open Space Projects

FY 2024 Capital Improvement Program

Project Group:	Open Space Grants
Project Name:	Prosper - First St Ped & Bicycle Tunn
Project Number:	OI18PG33
Major Project:	N/A
Start Date:	2022
Project Status:	Active
Funding Source:	2018 Bond Election



PROJECT DESCRIPTION

Prosper - First Street pedestrian and bicycle tunnel and trails. Concrete trail and pedestrian tunnel.

OPERATIONAL IMPACT

Fund	Current FY 2024	Projected Impact					Total
		FY 2025	FY 2026	FY 2027	FY 2028	Future	
N/A	\$ -	\$ -	\$ -	\$ -	\$ -	\$ -	\$ -

Impact Notes: All future maintenance is the responsibility of the City. No future cost impact to the County.

FINANCIALS

Expenditure Type	Budget	Actuals	Encumbrances	Requisitions	Total Expenditures	FY 2024 Available Budget
Construction	\$ 250,681	\$ -	\$ -	\$ -	\$ -	\$ 250,681
Total	\$ 250,681	\$ -	\$ -	\$ -	\$ -	\$ 250,681

Project financials are displayed as Project-to-Date numbers.

INTRODUCTION

PERSONNEL

FUND SUMMARIES

DEPARTMENTS

CAPITAL IMPROVEMENT PROGRAM

STATISTICS

POLICIES

COURT ORDERS

APPENDIX

Open Space Projects

FY 2024 Capital Improvement Program

Project Group:	Open Space Grants
Project Name:	AL - Watters Trail S Connection
Project Number:	OI18PG34
Major Project:	N/A
Start Date:	2023
Project Status:	Active
Funding Source:	2018 Bond Election



PROJECT DESCRIPTION

City of Allen - Watters Trail South Connection - remove existing and replace 12' wide trail

OPERATIONAL IMPACT

Fund	Current FY 2024	Projected Impact					Total
		FY 2025	FY 2026	FY 2027	FY 2028	Future	
N/A	\$ -	\$ -	\$ -	\$ -	\$ -	\$ -	\$ -

Impact Notes: All future maintenance is the responsibility of the City. No future cost impact to the County.

FINANCIALS

Expenditure Type	Budget	Actuals	Encumbrances	Requisitions	Total Expenditures	FY 2024 Available Budget
Construction	\$ 128,566	\$ -	\$ -	\$ -	\$ -	\$ 128,566
Total	\$ 128,566	\$ -	\$ -	\$ -	\$ -	\$ 128,566

Project financials are displayed as Project-to-Date numbers.

INTRODUCTION

PERSONNEL

FUND SUMMARIES

DEPARTMENTS

CAPITAL IMPROVEMENT PROGRAM

STATISTICS

POLICIES

COURT ORDERS

APPENDIX

Open Space Projects

FY 2024 Capital Improvement Program

Project Group:	Open Space Grants
Project Name:	BR - Mowry Park
Project Number:	OI18PG35
Major Project:	N/A
Start Date:	2023
Project Status:	Active
Funding Source:	2018 Bond Election



PROJECT DESCRIPTION

City of Blue Ridge - Mowry Park - Design, clearing, excavation of lake, concrete trail, concrete parking lot

OPERATIONAL IMPACT

Fund	Current FY 2024	Projected Impact					Total
		FY 2025	FY 2026	FY 2027	FY 2028	Future	
N/A	\$ -	\$ -	\$ -	\$ -	\$ -	\$ -	\$ -

Impact Notes: All future maintenance is the responsibility of the City. No future cost impact to the County.

FINANCIALS

Expenditure Type	Budget	Actuals	Encumbrances	Requisitions	Total Expenditures	FY 2024 Available Budget
Construction	\$ 200,000	\$ -	\$ -	\$ -	\$ -	\$ 200,000
Total	\$ 200,000	\$ -	\$ -	\$ -	\$ -	\$ 200,000

Project financials are displayed as Project-to-Date numbers.

INTRODUCTION
PERSONNEL
FUND SUMMARIES
DEPARTMENTS
CAPITAL IMPROVEMENT PROGRAM
STATISTICS
POLICIES
COURT ORDERS
APPENDIX

Open Space Projects

FY 2024 Capital Improvement Program

Project Group:	Open Space Grants
Project Name:	FV - Blackland Prairie Park
Project Number:	OI18PG36
Major Project:	N/A
Start Date:	2023
Project Status:	Active
Funding Source:	2018 Bond Election



PROJECT DESCRIPTION

City of Farmersville - Blackland Prairie Park Acquisition - 50 Acres of Land

OPERATIONAL IMPACT

Fund	Current FY 2024	Projected Impact					Total
		FY 2025	FY 2026	FY 2027	FY 2028	Future	
N/A	\$ -	\$ -	\$ -	\$ -	\$ -	\$ -	\$ -

Impact Notes: All future maintenance is the responsibility of the City. No future cost impact to the County.

FINANCIALS

Expenditure Type	Budget	Actuals	Encumbrances	Requisitions	Total Expenditures	FY 2024 Available Budget
Construction	\$ 850,000	\$ -	\$ -	\$ -	\$ -	\$ 850,000
Total	\$ 850,000	\$ -	\$ -	\$ -	\$ -	\$ 850,000

Project financials are displayed as Project-to-Date numbers.

Open Space Projects

FY 2024 Capital Improvement Program

Project Group:	Open Space Grants
Project Name:	LV - Bear Creek Land Acq
Project Number:	OI18PG37
Major Project:	N/A
Start Date:	2023
Project Status:	Active
Funding Source:	2018 Bond Election



PROJECT DESCRIPTION

City of Lavon - Bear Creek Natural Open Space Corridor Extension Land Acquisition - 43.78 Acres of open space

OPERATIONAL IMPACT

Fund	Current FY 2024	Projected Impact					Total
		FY 2025	FY 2026	FY 2027	FY 2028	Future	
N/A	\$ -	\$ -	\$ -	\$ -	\$ -	\$ -	\$ -

Impact Notes: All future maintenance is the responsibility of the City. No future cost impact to the County.

FINANCIALS

Expenditure Type	Budget	Actuals	Encumbrances	Requisitions	Total Expenditures	FY 2024 Available Budget
Construction	\$ 375,000	\$ -	\$ -	\$ -	\$ -	\$ 375,000
Total	\$ 375,000	\$ -	\$ -	\$ -	\$ -	\$ 375,000

Project financials are displayed as Project-to-Date numbers.

INTRODUCTION
PERSONNEL
FUND SUMMARIES
DEPARTMENTS
CAPITAL IMPROVEMENT PROGRAM
STATISTICS
POLICIES
COURT ORDERS
APPENDIX

Open Space Projects

FY 2024 Capital Improvement Program

Project Group:	Open Space Grants
Project Name:	LC - Trinity Trail
Project Number:	OI18PG38
Major Project:	N/A
Start Date:	2023
Project Status:	Active
Funding Source:	2018 Bond Election



PROJECT DESCRIPTION

City of Lucas - Trinity Trail Connect Phase 1 - Mobilization, Granite, weed barrier, clearing, excavation, trail signage, installing material, pre fab landscape edging, design

OPERATIONAL IMPACT

Fund	Current FY 2024	Projected Impact					Total
		FY 2025	FY 2026	FY 2027	FY 2028	Future	
N/A	\$ -	\$ -	\$ -	\$ -	\$ -	\$ -	\$ -

Impact Notes: All future maintenance is the responsibility of the City. No future cost impact to the County.

FINANCIALS

Expenditure Type	Budget	Actuals	Encumbrances	Requisitions	Total Expenditures	FY 2024 Available Budget
Construction	\$ 179,006	\$ -	\$ -	\$ -	\$ -	\$ 179,006
Total	\$ 179,006	\$ -	\$ -	\$ -	\$ -	\$ 179,006

Project financials are displayed as Project-to-Date numbers.

Open Space Projects

FY 2024 Capital Improvement Program

Project Group:	Open Space Grants
Project Name:	PL - Chisholm Trail Ext
Project Number:	OI18PG39
Major Project:	N/A
Start Date:	2023
Project Status:	Active
Funding Source:	2018 Bond Election



PROJECT DESCRIPTION

City of Plano - Chisholm Trail Extension - concrete trail

OPERATIONAL IMPACT

Fund	Current	Projected Impact					Total
	FY 2024	FY 2025	FY 2026	FY 2027	FY 2028	Future	
N/A	\$ -	\$ -	\$ -	\$ -	\$ -	\$ -	\$ -

Impact Notes: All future maintenance is the responsibility of the City. No future cost impact to the County.

FINANCIALS

Expenditure Type	Budget	Actuals	Encumbrances	Requisitions	Total Expenditures	FY 2024 Available Budget
Construction	\$ 267,428	\$ -	\$ -	\$ -	\$ -	\$ 267,428
Total	\$ 267,428	\$ -	\$ -	\$ -	\$ -	\$ 267,428

Project financials are displayed as Project-to-Date numbers.

INTRODUCTION

PERSONNEL

FUND SUMMARIES

DEPARTMENTS

CAPITAL IMPROVEMENT PROGRAM

STATISTICS

POLICIES

COURT ORDERS

APPENDIX

Open Space Projects

FY 2024 Capital Improvement Program

Project Group:	Outdoor Camp
Project Name:	OUTDOOR CAMP
Project Number:	OIO10C
Major Project:	N/A
Start Date:	2001
Project Status:	Active
Funding Source:	2001 Bond Election



PROJECT DESCRIPTION

Collin County has partnered with the YMCA to manage and maintain the camp. The construction of the camp lasted from 2002-2006. Remaining funds are not allocated to any further expansion at this time.

OPERATIONAL IMPACT

Fund	Current	Projected Impact					Total
	FY 2024	FY 2025	FY 2026	FY 2027	FY 2028	Future	
N/A	\$ -	\$ -	\$ -	\$ -	\$ -	\$ -	\$ -

Impact Notes: No operational impact. The Adventure Camp is managed and maintained by the YMCA.

FINANCIALS

Expenditure Type	Budget	Actuals	Encumbrances	Requisitions	Total Expenditures	FY 2024 Available Budget
Construction	\$ 21,271,396	\$ 21,270,716	\$ -	\$ -	\$ 21,270,716	\$ 680
Contingency	\$ 167,301	\$ (2,090)	\$ -	\$ -	\$ (2,090)	\$ 169,391
Design	\$ 2,851,727	\$ 2,851,726	\$ -	\$ -	\$ 2,851,726	\$ 1
Equipment	\$ 1,273,717	\$ 1,266,424	\$ 7,290	\$ -	\$ 1,273,714	\$ 3
Land	\$ 1,293,559	\$ 1,293,559	\$ -	\$ -	\$ 1,293,559	\$ (0)
Personnel	\$ 113,846	\$ 113,844	\$ -	\$ -	\$ 113,844	\$ 2
Total	\$ 26,971,546	\$ 26,794,179	\$ 7,290	\$ -	\$ 26,801,469	\$ 170,077

Project financials are displayed as Project-to-Date numbers.

INTRODUCTION
PERSONNEL
FUND SUMMARIES
DEPARTMENTS
CAPITAL IMPROVEMENT PROGRAM
STATISTICS
POLICIES
COURT ORDERS
APPENDIX

Tax Notes Projects Summaries

Project Name	Project	Budget	Expenditures	Available
Contingency Tax Notes				
BACONTNG	2018 Tax Note Contingency	\$ 517,000	\$ -	\$ 517,000
		\$ 517,000	\$ -	\$ 517,000
Facility Tax Notes				
FI01MP	Admin Services - Master Plan	\$ 1,580,486	\$ 1,531,363	\$ 49,123
FI18LAVNCH	JP/Constable Precinct 2 Bldg	\$ 3,480,000	\$ 3,443,114	\$ 36,886
FI18ME	Medical Examiner Building Expansion	\$ 1,400,000	\$ -	\$ 1,400,000
FI18PLCH	Plano Sub-CH Improvement Renovations	\$ 2,403,000	\$ 2,230,839	\$ 172,161
		\$ 8,863,486	\$ 7,205,316	\$ 1,658,170
Technology Tax Notes				
TI01K0602	County Website Solution	\$ 102,009	\$ -	\$ 102,009
TI03FIN	Financial Reporting System	\$ 12,194,488	\$ 8,331,969	\$ 3,862,519
TI03JUS	Justice System	\$ 15,477,057	\$ 15,392,596	\$ 84,461
TI18ELEC	Elections Equipment and Technology	\$ 10,200,000	\$ 10,083,416	\$ 116,584
		\$ 37,973,554	\$ 33,807,981	\$ 4,165,573
Total Tax Notes Projects		\$ 47,354,040	\$ 41,013,296	\$ 6,340,744

Tax Notes Projects

FY 2024 Capital Improvement Program

Project Group:	Contingency Tax Notes
Project Name:	2018 Tax Note Contingency
Project Number:	BACONTNG
Major Project:	N/A
Start Date:	2018
Project Status:	Active
Funding Source:	2018 Tax Notes



PROJECT DESCRIPTION

Contingency funding set aside for projects sold in the 2018 Tax Notes to cover project over-runs.

OPERATIONAL IMPACT

Fund	Current FY 2024	Projected Impact					Total
		FY 2025	FY 2026	FY 2027	FY 2028	Future	
N/A	\$ -	\$ -	\$ -	\$ -	\$ -	\$ -	\$ -

Impact Notes: Discretionary funding. Not allocated to any specific project at this time. Any operational impact will be identified within the project it is assigned.

FINANCIALS

Expenditure Type	Budget	Actuals	Encumbrances	Requisitions	Total Expenditures	FY 2024 Available Budget
Contingency	\$ 517,000	\$ -	\$ -	\$ -	\$ -	\$ 517,000
Total	\$ 517,000	\$ -	\$ -	\$ -	\$ -	\$ 517,000

Project financials are displayed as Project-to-Date numbers.

Tax Notes Projects

FY 2024 Capital Improvement Program

Project Group:	Facility Tax Notes
Project Name:	Admin Services - Master Plan
Project Number:	FI01MP
Major Project:	N/A
Start Date:	2001
Project Status:	Active
Funding Source:	2001 Tax Notes



PROJECT DESCRIPTION

Funding established to develop master planning documents for court facilities and other Collin County properties.

OPERATIONAL IMPACT

Fund	Current FY 2024	Projected Impact					Total
		FY 2025	FY 2026	FY 2027	FY 2028	Future	
N/A	\$ -	\$ -	\$ -	\$ -	\$ -	\$ -	\$ -

Impact Notes: Planning only. No operational impact anticipated.

FINANCIALS

Expenditure Type	Budget	Actuals	Encumbrances	Requisitions	Total Expenditures	FY 2024 Available Budget
Design	\$ 1,580,486	\$ 1,513,804	\$ 17,559	\$ -	\$ 1,531,363	\$ 49,123
Total	\$ 1,580,486	\$ 1,513,804	\$ 17,559	\$ -	\$ 1,531,363	\$ 49,123

Project financials are displayed as Project-to-Date numbers.

INTRODUCTION

PERSONNEL

FUND SUMMARIES

DEPARTMENTS

CAPITAL IMPROVEMENT PROGRAM

STATISTICS

POLICIES

COURT ORDERS

APPENDIX

Tax Notes Projects

FY 2024 Capital Improvement Program

Project Group:	Facility Tax Notes
Project Name:	JP/Constable Precinct 2 Bldg
Project Number:	F118LAVNCH
Major Project:	N/A
Start Date:	2018
Project Status:	Active
Funding Source:	2018 Tax Notes



PROJECT DESCRIPTION

Acquiring land, constructing, and equipping a facility for Precinct 2 Justice of the Peace and Constable offices.

OPERATIONAL IMPACT

Fund	Current FY 2024	Projected Impact					Total
		FY 2025	FY 2026	FY 2027	FY 2028	Future	
0001 - General Fund	\$ -	\$ -	\$ -	\$ -	\$ -	\$ -	\$ -

Impact Notes: New building is 2,600 square feet larger than current location in Farmersville, TX. The new building was finished in FY 2021 and cost an additional \$3,800 to operate and an additional \$2,400 a year for internet and phone service, however is offset by the savings of \$30,000 in rent each year.

FINANCIALS

Expenditure Type	Budget	Actuals	Encumbrances	Requisitions	Total Expenditures	FY 2024 Available Budget
Construction	\$ 2,483,694	\$ 2,441,601	\$ 14,357	\$ -	\$ 2,455,958	\$ 27,736
Design	\$ 243,490	\$ 234,340	\$ -	\$ -	\$ 234,340	\$ 9,150
Land	\$ 752,817	\$ 752,817	\$ -	\$ -	\$ 752,817	\$ -
Total	\$ 3,480,000	\$ 3,428,757	\$ 14,357	\$ -	\$ 3,443,114	\$ 36,886

Project financials are displayed as Project-to-Date numbers.

Tax Notes Projects

FY 2024 Capital Improvement Program

Project Group:	Facility Tax Notes
Project Name:	Medical Examiner Building Expansion
Project Number:	F118ME
Major Project:	N/A
Start Date:	
Project Status:	Active
Funding Source:	2018 Tax Notes



PROJECT DESCRIPTION

Constructing and equipping an extension to the Collin County Medical Examiner facilities.

OPERATIONAL IMPACT

Fund	Current	Projected Impact					Total
	FY 2024	FY 2025	FY 2026	FY 2027	FY 2028	Future	
N/A	\$ -	\$ -	\$ -	\$ -	\$ -	\$ -	\$ -

Impact Notes: Currently in the planning phase and operational impact is unknown at this time.

FINANCIALS

Expenditure Type	Budget	Actuals	Encumbrances	Requisitions	Total Expenditures	FY 2024 Available Budget
Construction	\$ 1,400,000	\$ -	\$ -	\$ -	\$ -	\$ 1,400,000
Total	\$ 1,400,000	\$ -	\$ -	\$ -	\$ -	\$ 1,400,000

Project financials are displayed as Project-to-Date numbers.

INTRODUCTION

PERSONNEL

FUND SUMMARIES

DEPARTMENTS

CAPITAL IMPROVEMENT PROGRAM

STATISTICS

POLICIES

COURT ORDERS

APPENDIX

Tax Notes Projects

FY 2024 Capital Improvement Program

Project Group:	Facility Tax Notes
Project Name:	Plano Sub-CH Improvement Renovations
Project Number:	F118PLCH
Major Project:	N/A
Start Date:	2018
Project Status:	Active
Funding Source:	2018 Tax Notes



PROJECT DESCRIPTION

Renovating and construction of County buildings for Tax Office relocation.

OPERATIONAL IMPACT

Fund	Current FY 2024	Projected Impact					Total
		FY 2025	FY 2026	FY 2027	FY 2028	Future	
N/A	\$ -	\$ -	\$ -	\$ -	\$ -	\$ -	\$ -

Impact Notes: No operational impact is expected. Space is 1,600 square feet larger, but the County currently pays for all utilities, maintenance and custodial services for both the old and new space.

FINANCIALS

Expenditure Type	Budget	Actuals	Encumbrances	Requisitions	Total Expenditures	FY 2024 Available Budget
Construction	\$ 2,341,589	\$ 2,169,428	\$ -	\$ -	\$ 2,169,428	\$ 172,161
Equipment	\$ 61,411	\$ 61,410	\$ -	\$ -	\$ 61,410	\$ 1
Total	\$ 2,403,000	\$ 2,230,839	\$ -	\$ -	\$ 2,230,839	\$ 172,161

Project financials are displayed as Project-to-Date numbers.

Tax Notes Projects

FY 2024 Capital Improvement Program

Project Group:	Technology Tax Notes
Project Name:	County Website Solution
Project Number:	T101K0602
Major Project:	N/A
Start Date:	2022
Project Status:	Active
Funding Source:	2001 Tax Notes



PROJECT DESCRIPTION

Replacement of the County External Website.

OPERATIONAL IMPACT

Fund	Current FY 2024	Projected Impact					Total
		FY 2025	FY 2026	FY 2027	FY 2028	Future	
0001 - General Fund	\$ -	\$ 20,000	\$ -	\$ -	\$ -	\$ -	\$ 20,000

Impact Notes: Annual maintenance will be required to maintain the website. Maintenance to begin in year 2 of implementation.

FINANCIALS

Expenditure Type	Budget	Actuals	Encumbrances	Requisitions	Total Expenditures	FY 2024 Available Budget
Equipment	\$ 102,009	\$ -	\$ -	\$ -	\$ -	\$ 102,009
Total	\$ 102,009	\$ -	\$ -	\$ -	\$ -	\$ 102,009

Project financials are displayed as Project-to-Date numbers.

INTRODUCTION

PERSONNEL

FUND SUMMARIES

DEPARTMENTS

CAPITAL IMPROVEMENT PROGRAM

STATISTICS

POLICIES

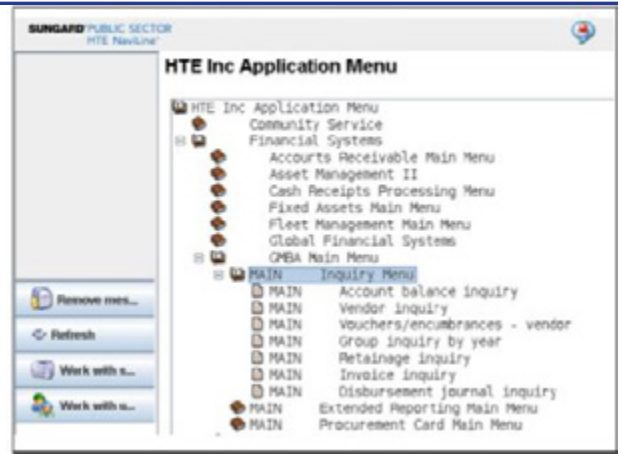
COURT ORDERS

APPENDIX

Tax Notes Projects

FY 2024 Capital Improvement Program

Project Group:	Technology Tax Notes
Project Name:	Financial Reporting System
Project Number:	T103FIN
Major Project:	03FIN
Start Date:	2003
Project Status:	Active
Funding Source:	2003 Tax Notes



PROJECT DESCRIPTION

To acquire and update the county's financial system.

OPERATIONAL IMPACT

Fund	Current FY 2024	Projected Impact					Total
		FY 2025	FY 2026	FY 2027	FY 2028	Future	
0001 - General Fund	\$ 21,915	\$ 24,538	\$ 26,256	\$ 28,093	\$ 30,060	\$ 65,293	\$ 196,155

Impact Notes: Annual maintenance of system included in General Fund annual budget.

FINANCIALS

Expenditure Type	Budget	Actuals	Encumbrances	Requisitions	Total Expenditures	FY 2024 Available Budget
Contingency	\$ 2,885,157	\$ -	\$ -	\$ -	\$ -	\$ 2,885,157
Design	\$ 3,930,778	\$ 3,002,139	\$ 451,382	\$ -	\$ 3,453,521	\$ 477,257
Equipment	\$ 4,875,358	\$ 4,412,122	\$ 36,464	\$ -	\$ 4,448,586	\$ 426,772
Personnel	\$ 100,597	\$ 100,596	\$ -	\$ -	\$ 100,596	\$ 1
Training	\$ 402,598	\$ 321,046	\$ 8,220	\$ -	\$ 329,266	\$ 73,332
Total	\$ 12,194,488	\$ 7,835,903	\$ 496,066	\$ -	\$ 8,331,969	\$ 3,862,519

Project financials are displayed as Project-to-Date numbers.

Tax Notes Projects

FY 2024 Capital Improvement Program

Project Group:	Technology Tax Notes
Project Name:	Justice System
Project Number:	T103JUS
Major Project:	03JUS
Start Date:	2003
Project Status:	Active
Funding Source:	2003 Tax Notes



PROJECT DESCRIPTION

To provide an integrated court management information system to enhance Collin County operations and allow sharing of court-related data with other counties in a consistent format.

OPERATIONAL IMPACT

Fund	Current	Projected Impact					Total
	FY 2024	FY 2025	FY 2026	FY 2027	FY 2028	Future	
0001 - General Fund	\$ 26,184	\$ 27,755	\$ 28,588	\$ 29,445	\$ 30,329	\$ 63,414	\$ 205,715

Impact Notes: Annual maintenance of system included in General Fund annual budget.

FINANCIALS

Expenditure Type	Budget	Actuals	Encumbrances	Requisitions	Total Expenditures	FY 2024 Available Budget
Construction	\$ 1,056	\$ 1,056	\$ -	\$ -	\$ 1,056	\$ -
Contingency	\$ 3,479	\$ 3,479	\$ -	\$ -	\$ 3,479	\$ -
Design	\$ 4,361,690	\$ 4,160,146	\$ 200,961	\$ -	\$ 4,361,108	\$ 582
Equipment	\$ 10,808,114	\$ 10,665,119	\$ 59,118	\$ -	\$ 10,724,237	\$ 83,877
Personnel	\$ 66,782	\$ 66,781	\$ -	\$ -	\$ 66,781	\$ 1
Training	\$ 235,936	\$ 235,935	\$ -	\$ -	\$ 235,935	\$ 1
Total	\$ 15,477,057	\$ 15,132,517	\$ 260,079	\$ -	\$ 15,392,596	\$ 84,461

Project financials are displayed as Project-to-Date numbers.

INTRODUCTION
PERSONNEL
FUND SUMMARIES
DEPARTMENTS
CAPITAL IMPROVEMENT PROGRAM
STATISTICS
POLICIES
COURT ORDERS
APPENDIX

Tax Notes Projects

FY 2024 Capital Improvement Program

Project Group:	Technology Tax Notes
Project Name:	Elections Equipment and Technology
Project Number:	T118ELEC
Major Project:	N/A
Start Date:	2018
Project Status:	Active
Funding Source:	2018 Tax Notes



PROJECT DESCRIPTION

Acquiring election equipment for the Collin County Elections Department.

OPERATIONAL IMPACT

Fund	Current FY 2024	Projected Impact					Total
		FY 2025	FY 2026	FY 2027	FY 2028	Future	
0001 - General Fund	\$ 16,321	\$ 17,301	\$ 17,820	\$ 18,354	\$ 18,905	\$ 39,528	\$ 128,228


Impact Notes: Maintenance on the new system is 86% higher than the old system. New system requires thermal paper and in FY 2020 \$90,000 was added to Elections maintenance and operations budget for the expense.

FINANCIALS

Expenditure Type	Budget	Actuals	Encumbrances	Requisitions	Total Expenditures	FY 2024 Available Budget
Equipment	\$ 10,200,000	\$ 10,083,416	\$ -	\$ -	\$ 10,083,416	\$ 116,584
Total	\$ 10,200,000	\$ 10,083,416	\$ -	\$ -	\$ 10,083,416	\$ 116,584

Project financials are displayed as Project-to-Date numbers.

Statistics

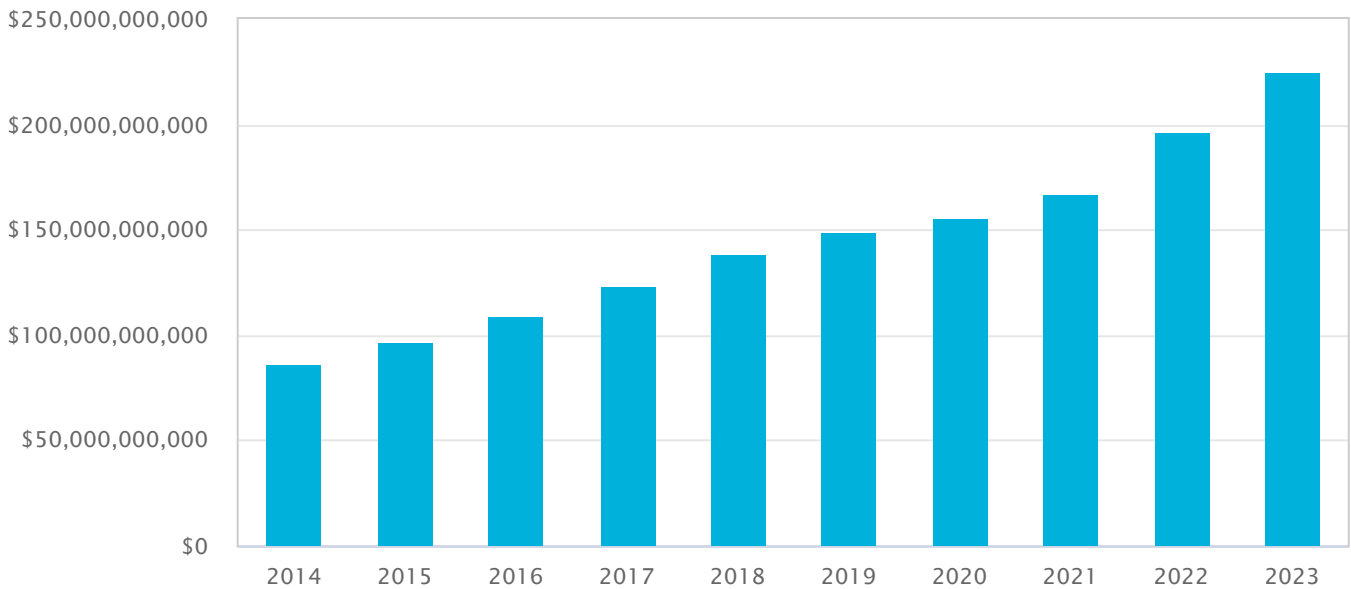


Certified Appraised Values

Ten-Year Trend

Year	Net Taxable	% Change	Adjusted Taxable	% Change
2014	\$ 86,871,450,852	9.6%	\$ 86,486,159,140	9.3%
2015	\$ 96,807,570,324	11.4%	\$ 96,197,416,782	11.2%
2016	\$ 109,041,422,918	12.6%	\$ 108,308,828,437	12.6%
2017	\$ 124,035,906,716	13.8%	\$ 123,186,796,413	13.7%
2018	\$ 138,427,326,503	11.6%	\$ 137,371,735,029	11.5%
2019	\$ 149,632,276,578	8.1%	\$ 148,262,466,992	7.9%
2020	\$ 156,340,000,000	4.5%	\$ 154,855,783,213	4.4%
2021	\$ 167,755,086,085	7.3%	\$ 165,901,736,096	7.1%
2022	\$ 196,328,281,726	17.0%	\$ 194,617,015,072	17.3%
2023	\$ 225,503,440,075	14.9%	\$ 221,985,545,617	14.1%

Net Taxable Value



NOTES:

1. Certified Net Taxable Value is as of July 25th of each year per Tax Code 26.01
2. Adjusted Taxable Value equals Certified Net Taxable less Freeze Loss as of July 25th of each year per Tax Code 26.01

Property Tax

The following is a property tax analysis for an average homeowner with and without a homestead exemption living in Collin County. The average home in Collin County is valued at \$584,050 according to statistics compiled by the Central Appraisal District of Collin County. Residential properties with a homestead exemption are capped at 10% growth over prior year taxable value.

Taxing Unit	Tax Rate	Average Taxes <i>With</i> Homestead Exemption*	Prior Year Tax Rate	Prior Year Average Taxes <i>With</i> Homestead Exemption	Difference
Collin County	\$ 0.149343	\$ 680.81	\$ 0.152443	\$ 631.77	\$ 49.04
City of Plano	\$ 0.417600	\$ 1,603.14	\$ 0.417600	\$ 1,457.40	\$ 145.74
Plano ISD**	\$ 1.216850	\$ 4,622.41	\$ 1.259750	\$ 4,991.66	\$ (369.25)
Collin College	\$ 0.081220	\$ 311.80	\$ 0.081220	\$ 350.26	\$ (38.46)
Total	\$ 1.865013	\$ 7,218.16	\$ 1.911013	\$ 7,431.09	\$ (212.93)

*Residential properties with a homestead exemption are capped at 10% growth over prior year taxable value.

**Calculated assuming voters approve increase of school homestead exemption from \$40,000 to \$100,000.

Taxing Unit	Tax Rate	Avg. Taxes <i>Without</i> Homestead Exemption	Prior Year Tax Rate	Prior Year Avg. Taxes <i>Without</i> Homestead Exemption	Difference
Collin County	\$ 0.149343	\$ 872.24	\$ 0.152443	\$ 782.24	\$ 90.00
City of Plano	\$ 0.417600	\$ 2,438.99	\$ 0.417600	\$ 2,142.86	\$ 296.13
Plano ISD	\$ 1.216850	\$ 7,107.01	\$ 1.259750	\$ 6,464.23	\$ 642.78
Collin College	\$ 0.081220	\$ 474.37	\$ 0.081220	\$ 416.77	\$ 57.60
Total	\$ 1.865013	\$ 10,892.61	\$ 1.911013	\$ 9,806.10	\$ 1,086.51

Distribution by Taxing Unit

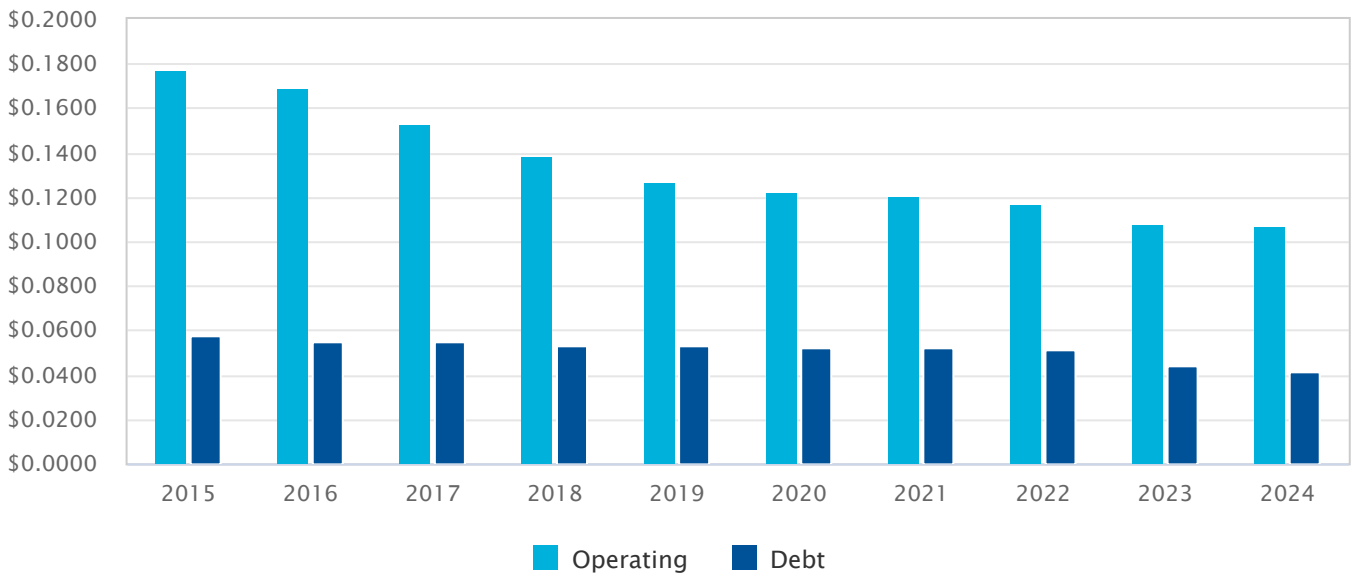


Tax Rate Distribution

Ten-Year Trend

Fiscal Year	Operating	Debt	Total
2015	\$ 0.177268	\$ 0.057732	\$ 0.235000
2016	\$ 0.169800	\$ 0.055200	\$ 0.225000
2017	\$ 0.153195	\$ 0.055200	\$ 0.208395
2018	\$ 0.138796	\$ 0.053450	\$ 0.192246
2019	\$ 0.127212	\$ 0.053573	\$ 0.180785
2020	\$ 0.122951	\$ 0.052000	\$ 0.174951
2021	\$ 0.120501	\$ 0.052030	\$ 0.172531
2022	\$ 0.116836	\$ 0.051251	\$ 0.168087
2023	\$ 0.108172	\$ 0.044271	\$ 0.152443
2024	\$ 0.107493	\$ 0.041850	\$ 0.149343

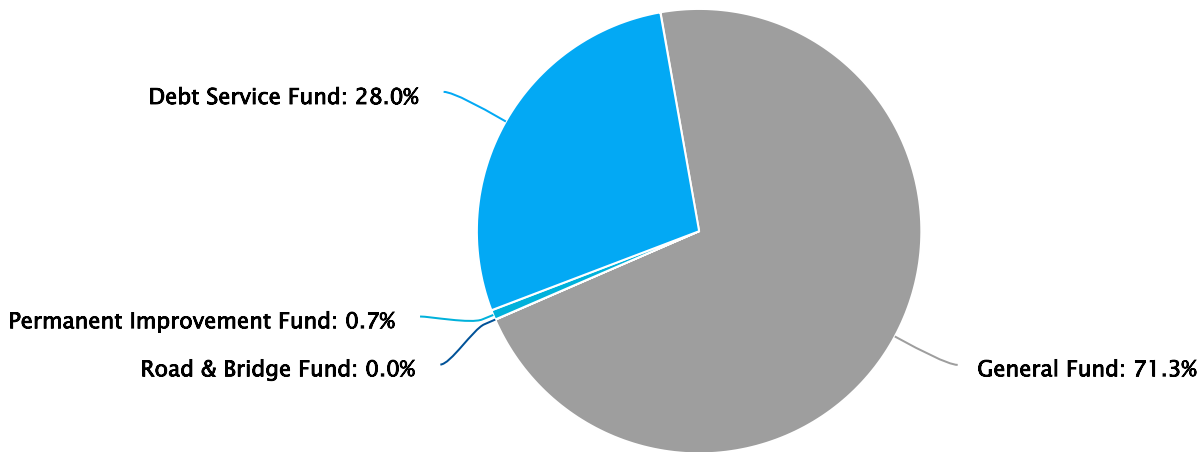
Tax Rate



Tax Rate Distribution By Fund

Fund Name	Fund Number	Tax Rate	Estimated Revenue
Operating Tax Rate			
General Fund	0001	\$ 0.106420	\$ 234,059,962
Road & Bridge Fund	1010	\$ -	\$ -
Permanent Improvement Fund	0499	\$ 0.001073	\$ 2,359,148
		\$ 0.107493	\$ 236,419,110
Debt Tax Rate			
Debt Service Fund	3001	\$ 0.041850	\$ 92,013,358
Total Tax Rate		\$ 0.149343	\$ 328,432,468

Tax Rate Distribution



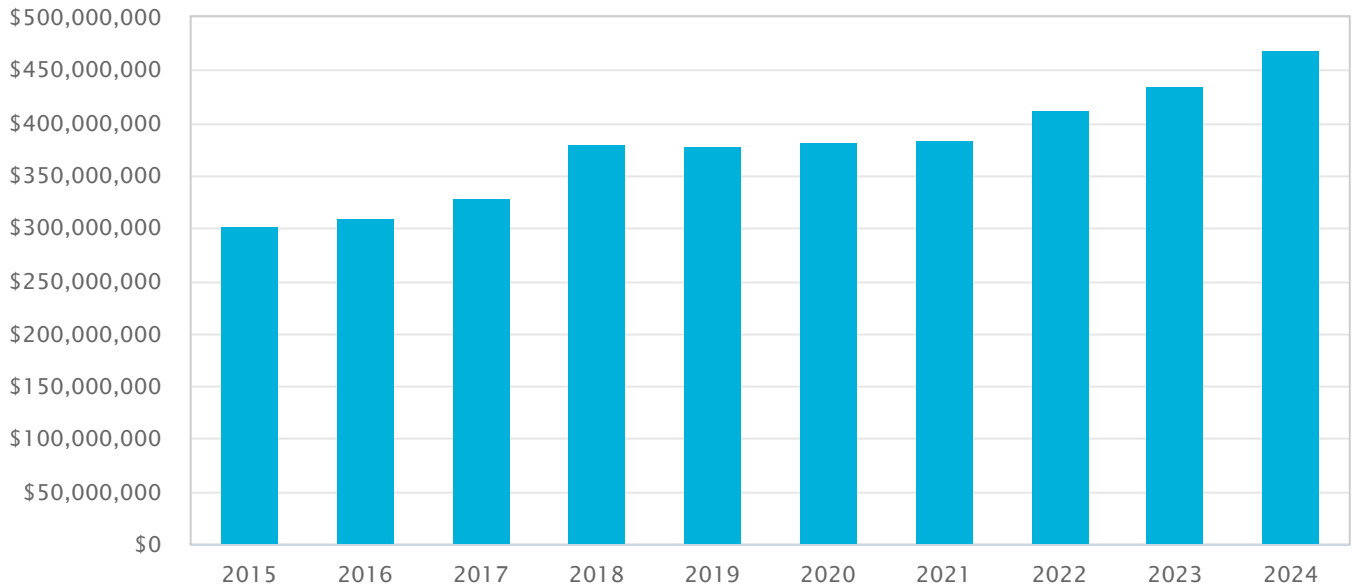
Combined Budget

Ten-Year Trend

(Excludes Bond Funds)

Fiscal Year	Adopted Budget	Percent Change
2015	\$ 301,450,396	7.7%
2016	\$ 310,542,625	3.0%
2017	\$ 328,756,806	5.9%
2018	\$ 380,933,662	15.9%
2019	\$ 378,250,906	(0.7%)
2020	\$ 381,891,872	1.0%
2021	\$ 384,559,229	0.7%
2022	\$ 411,957,922	7.1%
2023	\$ 434,783,927	5.5%
2024	\$ 470,260,400	8.2%

Combined Funds Budget



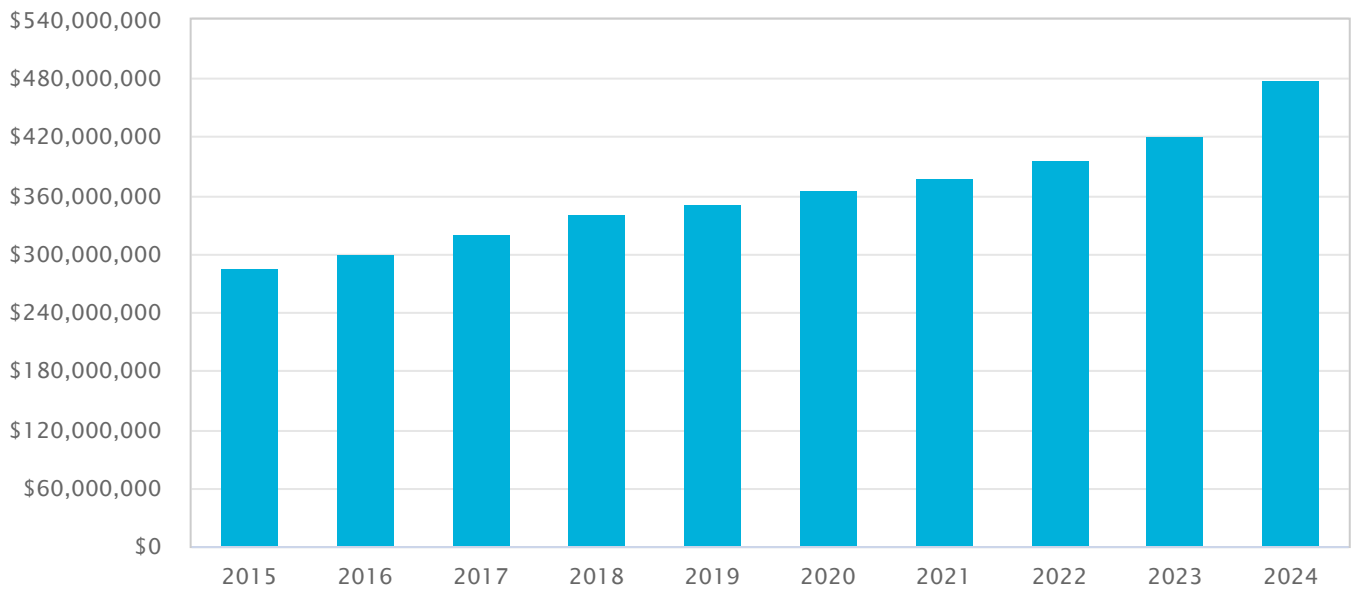
Combined Budget Revenue Estimate

Ten-Year Trend

(Includes Bond Fund Investment Revenue)

Fiscal Year	Adopted Revenue Estimate	Percent Change
2015	\$ 284,755,238	5.8%
2016	\$ 300,520,823	5.5%
2017	\$ 320,391,899	6.6%
2018	\$ 340,484,495	6.3%
2019	\$ 352,075,905	3.4%
2020	\$ 366,174,447	4.0%
2021	\$ 378,544,449	3.4%
2022	\$ 395,860,575	4.6%
2023	\$ 420,775,157	6.3%
2024	\$ 477,756,597	13.5%

Combined Funds Revenue Estimate

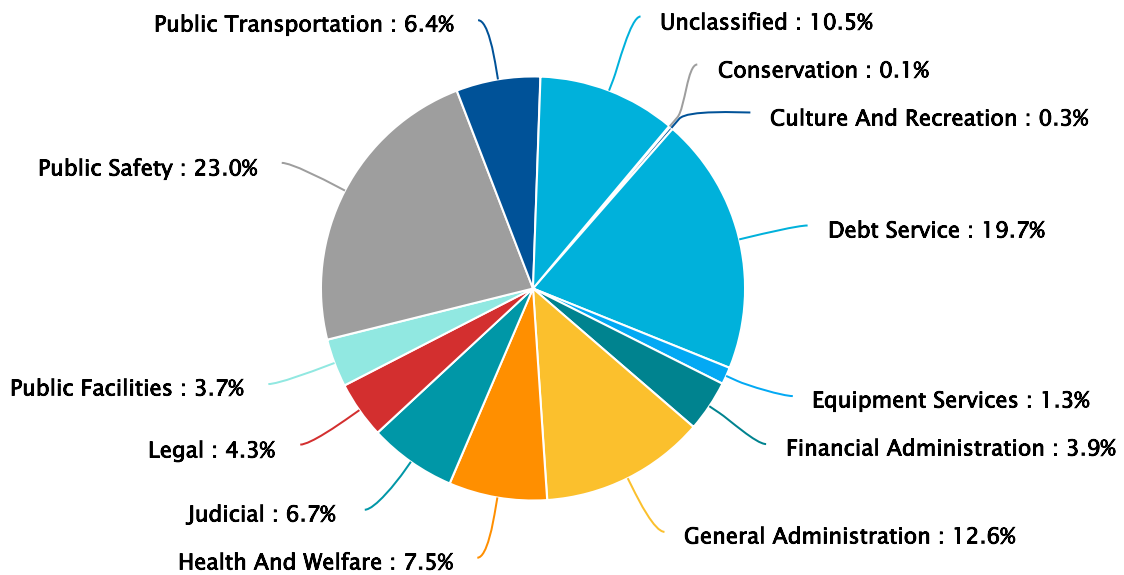


Combined Budget Expenditures by Function

(Excludes Bond Funds)

Function Area	FY 2022 Actual	FY 2023 Adopted	FY 2023 Actual	FY 2024 Adopted
Conservation	\$ 290,626	\$ 400,014	\$ 299,992	\$ 391,661
Culture And Recreation	\$ 965,061	\$ 1,093,069	\$ 1,012,589	\$ 1,178,280
Debt Service	\$ 85,286,663	\$ 84,681,000	\$ 87,623,223	\$ 92,505,937
Equipment Services	\$ 3,315,361	\$ 5,062,587	\$ 3,041,165	\$ 6,088,554
Financial Administration	\$ 14,996,187	\$ 16,930,134	\$ 15,836,142	\$ 18,422,031
General Administration	\$ 67,025,946	\$ 64,179,738	\$ 68,078,193	\$ 59,269,239
Health And Welfare	\$ 34,123,395	\$ 32,354,418	\$ 43,785,590	\$ 35,310,697
Judicial	\$ 25,903,509	\$ 28,520,342	\$ 27,848,027	\$ 31,311,656
Legal	\$ 16,621,956	\$ 18,541,698	\$ 16,818,593	\$ 20,433,833
Public Facilities	\$ 13,532,751	\$ 15,721,434	\$ 14,014,950	\$ 17,326,247
Public Safety	\$ 90,713,047	\$ 95,572,080	\$ 99,486,077	\$ 108,265,440
Public Transportation	\$ 26,597,785	\$ 26,571,492	\$ 27,938,715	\$ 30,165,929
Unclassified	\$ 46,756,804	\$ 45,155,921	\$ 52,219,483	\$ 49,590,896
	\$ 426,129,091	\$ 434,783,927	\$ 458,002,739	\$ 470,260,400

Combined Funds Budget – Expenditures by Function

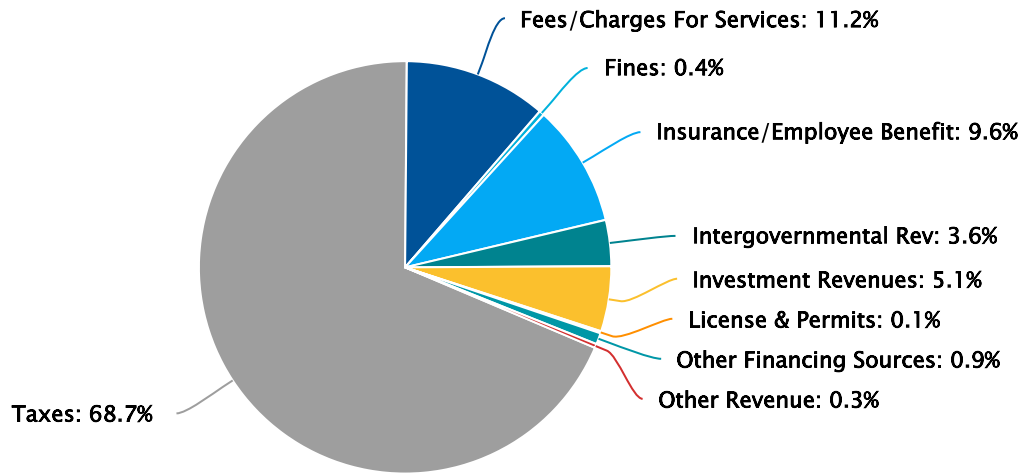


Combined Budget Revenues by Source

(Includes Bond Funds Investment Revenue)

Function Area	FY 2022 Actual	FY 2023 Adopted	FY 2023 Actual	FY 2024 Adopted
Taxes	\$ 278,346,639	\$ 293,900,745	\$ 294,978,104	\$ 328,432,468
Fees/Charges For Services	\$ 63,621,939	\$ 58,450,768	\$ 65,426,312	\$ 53,512,691
Fines	\$ 2,145,662	\$ 2,127,000	\$ 2,041,582	\$ 1,903,000
Insurance/Employee Benefit	\$ 48,373,646	\$ 42,584,350	\$ 47,073,065	\$ 45,753,469
Intergovernmental Rev	\$ 31,511,618	\$ 13,800,159	\$ 36,222,799	\$ 17,237,607
Investment Revenues	\$ 7,703,400	\$ 4,021,505	\$ 39,045,944	\$ 24,445,532
License & Permits	\$ 725,232	\$ 659,000	\$ 646,695	\$ 712,000
Other Financing Sources	\$ 3,283,118	\$ 3,656,330	\$ 4,914,517	\$ 4,256,330
Other Revenue	\$ 4,119,816	\$ 1,575,300	\$ 4,819,618	\$ 1,503,500
Reserves	\$ -	\$ 14,008,770	\$ -	\$ -
	\$ 439,831,070	\$ 434,783,927	\$ 495,168,636	\$ 477,756,597

Combined Budget - Revenues by Source



Combined Budget Revenues and Expenditures

(Includes Bond Fund Investment Revenue)

	Operating Funds			Debt Service Fund 2024 Adopted	All Other Funds FY 2024 Adopted	Combined Funds FY 2024 Adopted
	General Fund FY 2024 Adopted	Road & Bridge Fund FY 2024 Adopted	Permanent Improvement Fund FY 2024 Adopted			
Revenues By Source						
Taxes	\$ 234,059,962	\$ -	\$ 2,359,148	\$ 92,013,358	\$ -	\$ 328,432,468
Fees/Charges For Services	19,386,660	24,075,400	-	-	10,050,631	53,512,691
Fines	1,141,000	762,000	-	-	-	1,903,000
Insurance/Employee Benefit	-	-	-	-	45,753,469	45,753,469
Intergovernmental Rev	7,179,770	-	-	-	10,057,837	17,237,607
Investment Revenues	7,193,528	1,421,717	182,406	574,789	15,073,092	24,445,532
License & Permits	706,000	6,000	-	-	-	712,000
Other Financing Sources	-	-	-	-	4,256,330	4,256,330
Other Revenue	125,500	160,000	-	-	1,218,000	1,503,500
Total Revenues	\$ 269,792,420	\$ 26,425,117	\$ 2,541,554	\$ 92,588,147	\$ 86,409,359	\$ 477,756,597
Expenditures By Function						
Conservation	347,626	44,035	-	-	-	391,661
Culture And Recreation	1,178,280	-	-	-	-	1,178,280
Debt Service	-	-	-	92,505,937	-	92,505,937
Equipment Services	6,088,554	-	-	-	-	6,088,554
Financial Administration	18,422,031	-	-	-	-	18,422,031
General Administration	51,063,745	-	-	-	8,205,494	59,269,239
Health And Welfare	27,617,805	-	-	-	7,692,892	35,310,697
Judicial	29,847,866	-	-	-	1,463,790	31,311,656
Legal	19,930,085	-	-	-	503,748	20,433,833
Public Facilities	14,333,258	-	2,540,790	-	452,199	17,326,247
Public Safety	96,705,050	83,187	-	-	11,477,203	108,265,440
Public Transportation	-	30,165,929	-	-	-	30,165,929
Unclassified	4,256,330	-	-	-	45,334,566	49,590,896
Total Expenditures	\$ 269,790,630	\$ 30,293,151	\$ 2,540,790	\$ 92,505,937	\$ 75,129,892	\$ 470,260,400

INTRODUCTION

PERSONNEL

FUND SUMMARIES

DEPARTMENTS

CAPITAL IMPROVEMENT PROGRAM

STATISTICS

POLICIES

COURT ORDERS

APPENDIX

Combined Budget Expenditures by Fund

(Excludes Bond Funds)

Fund	FY 2021 Actuals	FY 2022 Actuals	FY 2023 Actuals	FY 2024 Adopted
0001 - GENERAL	\$ 193,031,988	\$ 234,198,433	\$ 251,876,347	\$ 269,790,630
0003 - RECORDS ARCHIVE	\$ 1,782,572	\$ 165,092	\$ 84,899	\$ 500,000
0005 - DISTRICT COURTS RECORD TECH	\$ 234,344	\$ -	\$ -	\$ 100,000
0029 - COURTHOUSE SECURITY	\$ 594,550	\$ 799,193	\$ 848,754	\$ 1,085,065
0499 - PERMANENT IMPROVEMENT	\$ 1,592,047	\$ 1,571,373	\$ 1,261,072	\$ 2,540,790
1010 - ROAD AND BRIDGE	\$ 19,264,359	\$ 19,658,152	\$ 26,080,204	\$ 30,293,151
1013 - JUDICIAL APPELLATE	\$ -	\$ 89,678	\$ 83,183	\$ 79,000
1015 - COURT REPORTERS	\$ 276,429	\$ 355,331	\$ 321,723	\$ 357,140
1021 - LAW LIBRARY	\$ 322,775	\$ 402,572	\$ 384,235	\$ 457,753
1023 - FARM MUSEUM MEMORIAL	\$ 1,473	\$ 3,914	\$ 1,969	\$ -
1025 - COUNTY CLERK REC MGMT & PRES	\$ 864,930	\$ 905,086	\$ 784,088	\$ 2,527,933
1026 - DISTRICT CLERK REC MGMT & PRES	\$ 64,984	\$ 67,841	\$ 74,123	\$ 88,139
1028 - JUSTICE COURT TECHNOLOGY	\$ 8,424	\$ 21,713	\$ 35,614	\$ 151,068
1031 - ECONOMIC DEVELOPMENT	\$ 140,850	\$ 130,850	\$ 130,850	\$ 100,000
1033 - CONTRACT ELECTIONS	\$ 802,319	\$ 1,053,813	\$ 1,191,666	\$ 1,849,561
1036 - SHERIFF FORFEITURE	\$ 16,902	\$ 5,981	\$ 9,311	\$ -
1037 - DA STATE FORFEITURE	\$ 55,700	\$ 21,237	\$ 61,132	\$ 120,000
1038 - DA SERVICE FEE	\$ 5,473	\$ 289	\$ 3,957	\$ -
1039 - MYERS PARK FOUNDATION	\$ 10,599	\$ 1,222	\$ -	\$ -
1040 - HEALTHCARE FOUNDATION	\$ 4,617,510	\$ 4,364,521	\$ 4,189,165	\$ 5,997,827
1044 - COUNTY RECORD MGMT & PRES	\$ 43,300	\$ 6,232	\$ -	\$ -
1048 - ALTERNATE DISPUTE RESOLUTION	\$ 298,836	\$ 322,234	\$ 369,635	\$ -
1049 - DA PRETRIAL INTERVENTION PROGRAM	\$ 131,470	\$ 140,590	\$ 122,438	\$ 169,607
1050 - SPECIALTY COURT	\$ 20,561	\$ 15,340	\$ 48,589	\$ -
1051 - SCAAP	\$ 227,253	\$ 541,313	\$ 491,932	\$ -
1052 - COUNTY COURTS TECHNOLOGY	\$ 599	\$ 399	\$ 1,629	\$ 1,568
1053 - DISTRICT COURTS TECHNOLOGY	\$ 170	\$ -	\$ 3,756	\$ 2,016
1054 - PROBATE CONTRIBUTIONS	\$ 57,463	\$ 58,280	\$ 41,144	\$ 97,106
1056 - DIST CLERK COURT REC PRESERVATION	\$ 365,643	\$ -	\$ -	\$ 100,000
1057 - DA APPORTIONMENT	\$ 27,498	\$ 15,354	\$ 35,277	\$ -
1058 - JUSTICE COURT BUILDING SECURITY	\$ -	\$ -	\$ -	\$ 30,000
1060 - DA FEDERAL TREASURY FORFEITURE	\$ 180,573	\$ -	\$ 12,004	\$ 184,141
1063 - DA FEDERAL JUSTICE FORFEITURE	\$ 3,186	\$ 5,183	\$ 11,094	\$ 30,000
1065 - SHERIFF FEDERAL FORFEITURE	\$ 68,753	\$ 181,879	\$ 27,216	\$ -
1066 - SHERIFF TREASURY FORFEITURE	\$ 246,826	\$ 434,258	\$ 195,290	\$ -
1068 - COURT FACILITY FEE	\$ -	\$ -	\$ -	\$ 97,400
2101 - FEDERAL GRANTS	\$ 272,737	\$ 363,663	\$ 534,557	\$ -
2102 - PUBLIC HEALTH EMERGENCY PREPAREDNESS	\$ 516,248	\$ 516,596	\$ 541,286	\$ 242,369
2103 - FEDERAL HOMELAND SECURITY GRANT	\$ 229,683	\$ 168,577	\$ 238,828	\$ -
2104 - CITY READINESS INITIATIVE	\$ 159,815	\$ 144,551	\$ 146,066	\$ -
2108 - HEALTHCARE GRANTS	\$ 3,149,404	\$ 4,011,302	\$ 4,661,115	\$ 1,577,375
2112 - CPS BOARD GRANTS	\$ 44,801	\$ 36,066	\$ 13,893	\$ -

INTRODUCTION

PERSONNEL

FUND SUMMARIES

DEPARTMENTS

CAPITAL IMPROVEMENT PROGRAM

STATISTICS

POLICIES

COURT ORDERS

APPENDIX

Combined Budget Expenditures by Fund

(Excludes Bond Funds)

Fund	FY 2021 Actuals	FY 2022 Actuals	FY 2023 Actuals	FY 2024 Adopted
2124 - JUSTICE ASSISTANCE GRANT #1	\$ 7,555	\$ 17,121	\$ 13	\$ -
2125 - JUSTICE ASSISTANCE GRANT #2	\$ -	\$ 11,838	\$ 17,647	\$ -
2126 - JUSTICE ASSISTANCE GRANT #3	\$ 5,983	\$ 5,545	\$ 2,499	\$ -
2127 - CORONAVIRUS RELIEF	\$ 68,582,198	\$ 1,917	\$ -	\$ -
2128 - ELECTIONS HAVA CARES ACT	\$ 378,121	\$ (51)	\$ -	\$ -
2129 - ELECTIONS CHAPTER 19 CARES	\$ 73,183	\$ -	\$ -	\$ -
2130 - HAVA ELECTIONS SECURITY GRANT	\$ 61,950	\$ 47,472	\$ 7,073	\$ -
2131 - EMERGENCY RENTAL ASSISTANCE	\$ 17,440,494	\$ 75,654	\$ -	\$ -
2132 - AMERICAN RESCUE PLAN ACT	\$ -	\$ 3,392,631	\$ 9,614,562	\$ -
2133 - LOCAL ASSIST & TRIBAL CONSITENCY	\$ -	\$ -	\$ 100,000	\$ -
2198 - LEOSE EDUCATION	\$ 39,620	\$ 42,631	\$ 49,354	\$ -
2580 - STATE GRANTS	\$ 3,741,678	\$ 3,856,932	\$ 4,395,726	\$ 86,957
2586 - RTR - FRONTIER PARKWAY	\$ 1,822,204	\$ 6,014,200	\$ 1,570,619	\$ -
2761 - PRIVATE SECTOR GRANTS	\$ 86,973	\$ 134,233	\$ 93,964	\$ -
2899 - LOCAL AGREEMENT/FUNDING	\$ 49,575	\$ 80,919	\$ 80,114	\$ -
3001 - DEBT SERVICE	\$ 113,561,947	\$ 84,979,769	\$ 86,501,347	\$ 92,505,937
5501 - COUNTY INSURANCE	\$ 1,683,795	\$ 2,157,924	\$ 1,368,007	\$ 2,343,000
5502 - WORKERS' COMPENSATION INS	\$ 317,147	\$ 289,397	\$ 388,931	\$ 885,000
5504 - UNEMPLOYMENT INSURANCE	\$ 23,104	\$ 22,319	\$ 5,258	\$ 250,000
5505 - EMPLOYEE INSURANCE	\$ 37,682,967	\$ 38,960,504	\$ 42,580,790	\$ 45,084,566
5601 - FLEXIBLE BENEFITS	\$ 4,067,134	\$ 4,057,706	\$ 4,266,873	\$ -
5602 - EMPLOYEE PAID BENEFITS	\$ 381,307	\$ 433,157	\$ 452,045	\$ -
5990 - ANIMAL SAFETY	\$ 1,412,486	\$ 1,516,070	\$ 2,456,158	\$ 2,175,404
5991 - ANIMAL SHELTER PROGRAM	\$ 78,557	\$ 92,418	\$ 82,974	\$ -
5999 - CC TOLL ROAD AUTHORITY	\$ 886,881	\$ 886,881	\$ 184,504	\$ -
6050 - JUDICIAL DISTRICT	\$ 5,968,827	\$ 5,944,366	\$ 6,624,052	\$ 6,963,537
6051 - DP-SC MENTALLY IMPAIRED	\$ 120,782	\$ 112,795	\$ 128,376	\$ 141,894
6053 - CCP-COMM CORRECTIONS FAC	\$ 1,035,818	\$ 1,074,278	\$ 1,011,127	\$ 306,691
6055 - DP-SC SEX OFFENDER	\$ 150,470	\$ 152,969	\$ 153,001	\$ 142,259
6057 - TAIP	\$ 63,512	\$ 75,706	\$ 29,174	\$ -
6058 - DP-SC SUBSTANCE ABUSE	\$ 343,930	\$ 343,452	\$ 350,868	\$ 394,255
6059 - PERSONAL BOND/SURETY PROGRAM	\$ 453,254	\$ 381,527	\$ 381,883	\$ 364,931
6060 - CSCD-PRE TRIAL DIVERSION	\$ 22,662	\$ 149,076	\$ 166,193	\$ -
6800 - CPS BOARD	\$ 31,781	\$ 39,627	\$ 21,248	\$ 46,330
	\$ 490,308,942	\$ 426,129,091	\$ 458,002,421	\$ 470,260,400

INTRODUCTION

PERSONNEL

FUND SUMMARIES

DEPARTMENTS

CAPITAL IMPROVEMENT PROGRAM

STATISTICS

POLICIES

COURT ORDERS

APPENDIX

Combined Budget Revenues by Fund

(Includes Bond Fund Investment Revenue)

Fund	FY 2021 Actuals	FY 2022 Actuals	FY 2023 Actuals	FY 2024 Adopted
0001 - GENERAL	\$ 220,712,932	\$ 228,763,073	\$ 255,231,329	\$ 269,792,420
0002 - HOUSING FINANCE CORP	\$ 7,541	\$ 188,786	\$ 267,879	\$ 108,968
0003 - RECORDS ARCHIVE	\$ 2,731,959	\$ 2,083,592	\$ 1,460,865	\$ 1,500,000
0005 - DISTRICT COURTS RECORD TECH	\$ 149,457	\$ 40,547	\$ 1,594	\$ 10,000
0029 - COURTHOUSE SECURITY	\$ 850,514	\$ 886,124	\$ 885,957	\$ 826,000
0499 - PERMANENT IMPROVEMENT	\$ 1,471,437	\$ 2,280,012	\$ 2,323,221	\$ 2,541,554
1010 - ROAD AND BRIDGE	\$ 27,576,001	\$ 26,585,554	\$ 29,796,949	\$ 26,425,117
1011 - FARM TO MARKET	\$ 26	\$ 130	\$ 1,024	\$ -
1012 - LATERAL ROAD	\$ 51,868	\$ 57,416	\$ 110,920	\$ 88,667
1013 - JUDICIAL APPELLATE	\$ 90,129	\$ 85,397	\$ 106,915	\$ 89,586
1015 - COURT REPORTERS	\$ 292,958	\$ 377,077	\$ 445,051	\$ 345,000
1021 - LAW LIBRARY	\$ 639,319	\$ 597,224	\$ 635,517	\$ 545,000
1023 - FARM MUSEUM MEMORIAL	\$ 22	\$ 26	\$ 269	\$ -
1024 - OPEN SPACE PARKS	\$ 3	\$ 4	\$ 15	\$ -
1025 - COUNTY CLERK REC MGMT & PRES	\$ 2,715,443	\$ 2,027,074	\$ 1,480,962	\$ 1,705,000
1026 - DISTRICT CLERK REC MGMT & PRES	\$ 95,517	\$ 318,305	\$ 428,489	\$ 276,000
1027 - JUV DELINQUENCY PREVENTION	\$ 50	\$ 2,770	\$ -	\$ -
1028 - JUSTICE COURT TECHNOLOGY	\$ 93,653	\$ 94,984	\$ 98,739	\$ 92,000
1031 - ECONOMIC DEVELOPMENT	\$ 272,770	\$ 228,061	\$ 401,193	\$ 13,357
1032 - DANGEROUS WILD ANIMAL	\$ -	\$ -	\$ 500	\$ 500
1033 - CONTRACT ELECTIONS	\$ 2,025,399	\$ 1,488,316	\$ 2,314,847	\$ 1,602,621
1035 - ELECTION EQUIPMENT	\$ 17	\$ 22	\$ 72	\$ -
1036 - SHERIFF FORFEITURE	\$ 4,427	\$ 199	\$ 4,256	\$ -
1037 - DA STATE FORFEITURE	\$ 76,831	\$ 214,473	\$ 190,760	\$ -
1038 - DA SERVICE FEE	\$ 4,256	\$ 2,801	\$ 3,705	\$ 3,000
1039 - MYERS PARK FOUNDATION	\$ 5	\$ 12	\$ 55	\$ -
1040 - HEALTHCARE FOUNDATION	\$ 4,109,523	\$ 3,515,373	\$ 4,966,789	\$ 5,413,899
1042 - CHILD ABUSE PREVENTION	\$ 6,589	\$ 3,425	\$ 2,029	\$ 5,000
1044 - COUNTY RECORD MGMT & PRES	\$ 183,950	\$ 175,233	\$ 199,840	\$ 156,000
1046 - JUVENILE CASE MANAGER	\$ 6,283	\$ 2,159	\$ 2,124	\$ 5,000
1047 - COURT INITIATED GUARDIANSHIP	\$ 47,363	\$ 66,605	\$ 69,690	\$ 48,000
1048 - ALTERNATE DISPUTE RESOLUTION	\$ 298,836	\$ 322,814	\$ 369,630	\$ 265,000
1049 - DA PRETRIAL INTERVENTION PROGRAM	\$ 125,624	\$ 122,264	\$ 124,571	\$ 112,000
1050 - SPECIALTY COURT	\$ 90,832	\$ 55,283	\$ 50,899	\$ 57,000
1051 - SCAAP	\$ 644	\$ 255,437	\$ 506,007	\$ -
1052 - COUNTY COURTS TECHNOLOGY	\$ 58,321	\$ 58,848	\$ 59,731	\$ 57,000
1053 - DISTRICT COURTS TECHNOLOGY	\$ 72,047	\$ 73,068	\$ 73,967	\$ 67,000

INTRODUCTION

PERSONNEL

FUND SUMMARIES

DEPARTMENTS

CAPITAL IMPROVEMENT PROGRAM

STATISTICS

POLICIES

COURT ORDERS

APPENDIX

Combined Budget Revenues by Fund

(Includes Bond Fund Investment Revenue)

Fund	FY 2021 Actuals	FY 2022 Actuals	FY 2023 Actuals	FY 2024 Adopted
1054 - PROBATE CONTRIBUTIONS	\$ 42,043	\$ 138,549	\$ 120,886	\$ 40,000
1055 - CCLC COURT REC PRESERVATION	\$ 74,803	\$ 22,107	\$ 97	\$ 10,000
1056 - DIST CLERK COURT REC PRESERVATION	\$ 107,911	\$ 29,235	\$ 1,192	\$ 20,000
1057 - DA APPORTIONMENT	\$ 22,639	\$ 23,175	\$ 28,086	\$ 22,500
1058 - JUSTICE COURT BUILDING SECURITY	\$ 13,336	\$ 13,922	\$ 14,648	\$ 13,000
1060 - DA FEDERAL TREASURY FORFEITURE	\$ 2,088	\$ 170,741	\$ 81,217	\$ -
1062 - TRUANCY PREVENTION & DIVERSION	\$ 46,421	\$ 53,120	\$ 58,078	\$ 43,000
1063 - DA FEDERAL JUSTICE FORFEITURE	\$ 177	\$ 1,623	\$ 697	\$ -
1064 - CONSTABLE 3 FORFEITURE	\$ 1	\$ 2	\$ 5	\$ -
1065 - SHERIFF FEDERAL FORFEITURE	\$ 27,173	\$ 89,210	\$ 13,298	\$ -
1066 - SHERIFF TREASURY FORFEITURE	\$ 234,718	\$ 431,226	\$ 224,586	\$ -
1068 - COURT FACILITY FEE	\$ -	\$ 236,553	\$ 366,791	\$ -
1069 - OPIOD ABATEMENT	\$ -	\$ -	\$ 748,278	\$ -
1998 - VETERANS COURT PROGRAM	\$ 1,539	\$ 3,301	\$ 5,156	\$ -
2101 - FEDERAL GRANTS	\$ 272,735	\$ 363,662	\$ 525,435	\$ -
2102 - PUBLIC HEALTH EMERGENCY PREPAREDNESS	\$ 516,247	\$ 516,595	\$ 540,612	\$ 242,369
2103 - FEDERAL HOMELAND SECURITY GRANT	\$ 229,683	\$ 168,579	\$ 240,190	\$ -
2104 - CITY READINESS INITIATIVE	\$ 159,816	\$ 144,549	\$ 145,902	\$ -
2108 - HEALTHCARE GRANTS	\$ 3,149,407	\$ 4,011,310	\$ 4,652,027	\$ 1,577,375
2112 - CPS BOARD GRANTS	\$ 44,801	\$ 36,067	\$ 13,893	\$ -
2124 - JUSTICE ASSISTANCE GRANT #1	\$ 7,555	\$ 17,121	\$ 13	\$ -
2125 - JUSTICE ASSISTANCE GRANT #2	\$ -	\$ 11,839	\$ 17,654	\$ -
2126 - JUSTICE ASSISTANCE GRANT #3	\$ 5,983	\$ 5,545	\$ 2,499	\$ -
2127 - CORONAVIRUS RELIEF	\$ 68,582,198	\$ 1,917	\$ -	\$ -
2128 - ELECTIONS HAVA CARES ACT	\$ 378,122	\$ (51)	\$ -	\$ -
2129 - ELECTIONS CHAPTER 19 CARES	\$ 73,182	\$ -	\$ -	\$ -
2130 - HAVA ELECTIONS SECURITY GRANT	\$ 61,950	\$ 47,472	\$ 7,134	\$ -
2131 - EMERGENCY RENTAL ASSISTANCE	\$ 17,440,494	\$ 75,652	\$ 4,341	\$ -
2132 - AMERICAN RESCUE PLAN ACT	\$ -	\$ 3,392,631	\$ 9,370,467	\$ -
2133 - LOCAL ASSIST & TRIBAL CONSITENCY	\$ -	\$ -	\$ 97	\$ -
2198 - LEOSE EDUCATION	\$ 34,585	\$ 26,492	\$ 34,685	\$ -
2580 - STATE GRANTS	\$ 3,742,644	\$ 3,850,235	\$ 4,299,104	\$ 86,957
2581 - TCEQ GRANT	\$ -	\$ 44,400	\$ -	\$ -
2586 - RTR - FRONTIER PARKWAY	\$ (2,531,973)	\$ 6,014,200	\$ 1,571,110	\$ -
2761 - PRIVATE SECTOR GRANTS	\$ 86,973	\$ 134,234	\$ 93,142	\$ -
2899 - LOCAL AGREEMENT/FUNDING	\$ 49,400	\$ 80,919	\$ 65,989	\$ -
3001 - DEBT SERVICE	\$ 113,506,670	\$ 85,215,866	\$ 88,138,156	\$ 92,588,147

Combined Budget Revenues by Fund

(Includes Bond Fund Investment Revenue)

Fund	FY 2021 Actuals	FY 2022 Actuals	FY 2023 Actuals	FY 2024 Adopted
BOND FUND INVESTMENT REVENUE	\$ 381,144	\$ 3,027,265	\$ 20,209,305	\$ 12,858,574
5501 - COUNTY INSURANCE	\$ 2,120,553	\$ 6,036,900	\$ 2,351,652	\$ 2,242,965
5502 - WORKERS' COMPENSATION INS	\$ 930,930	\$ 920,406	\$ 1,213,968	\$ 1,089,447
5504 - UNEMPLOYMENT INSURANCE	\$ 116,166	\$ 126,640	\$ 187,584	\$ 179,358
5505 - EMPLOYEE INSURANCE	\$ 39,589,281	\$ 38,086,296	\$ 41,113,328	\$ 43,634,723
5601 - FLEXIBLE BENEFITS	\$ 4,068,662	\$ 4,064,307	\$ 4,274,070	\$ -
5602 - EMPLOYEE PAID BENEFITS	\$ 381,115	\$ 431,990	\$ 465,966	\$ 400,000
5990 - ANIMAL SAFETY	\$ 1,811,679	\$ 1,803,162	\$ 1,996,380	\$ 2,166,558
5991 - ANIMAL SHELTER PROGRAM	\$ 80,850	\$ 137,067	\$ 83,230	\$ -
5999 - CC TOLL ROAD AUTHORITY	\$ 1,351	\$ 6,281	\$ 49,146	\$ 31,038
6050 - JUDICIAL DISTRICT	\$ 6,135,354	\$ 6,417,876	\$ 6,916,497	\$ 6,963,537
6051 - DP-SC MENTALLY IMPAIRED	\$ 121,382	\$ 119,088	\$ 95,589	\$ 141,894
6053 - CCP-COMM CORRECTIONS FAC	\$ 999,035	\$ 1,156,081	\$ 1,174,747	\$ 306,691
6055 - DP-SC SEX OFFENDER	\$ 152,154	\$ 158,402	\$ 133,306	\$ 142,259
6057 - TAIP	\$ 62,643	\$ 77,458	\$ 36,113	\$ -
6058 - DP-SC SUBSTANCE ABUSE	\$ 341,665	\$ 351,998	\$ 265,727	\$ 394,255
6059 - PERSONAL BOND/SURETY PROGRAM	\$ 382,429	\$ 362,253	\$ 413,828	\$ 364,931
6060 - CSCD-PRE TRIAL DIVERSION	\$ 22,287	\$ 156,457	\$ 139,405	\$ -
6800 - CPS BOARD	\$ 46,835	\$ 46,657	\$ 46,970	\$ 46,330
	\$ 528,991,382	\$ 439,831,070	\$ 495,168,636	\$ 477,756,597

INTRODUCTION

PERSONNEL

FUND SUMMARIES

DEPARTMENTS

CAPITAL IMPROVEMENT PROGRAM

STATISTICS

POLICIES

COURT ORDERS

APPENDIX

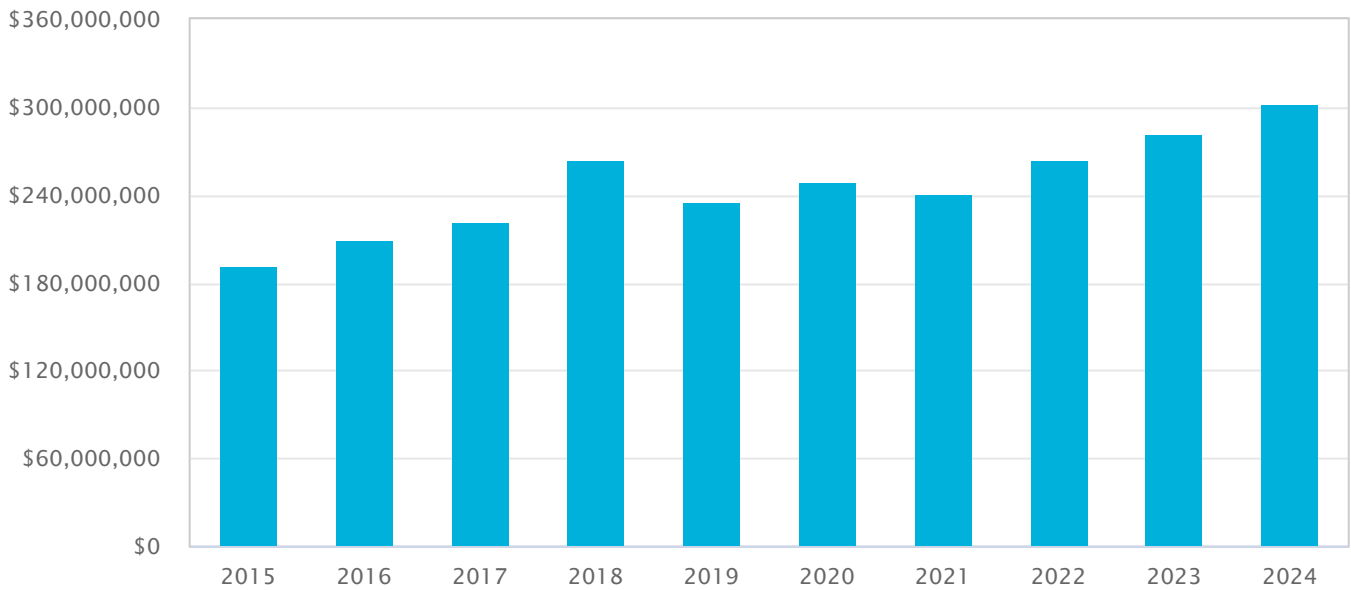
Operating Budget

Ten-Year Trend

This schedule tracks operating expenditures for the constitutional funds of the County: *General Fund, Road & Bridge Fund and Permanent Improvements Fund.*

Fiscal Year	Adopted Budget	Percent Change
2015	\$ 191,849,094	(1.5%)
2016	\$ 209,243,452	9.1%
2017	\$ 221,351,227	5.8%
2018	\$ 264,194,799	19.4%
2019	\$ 235,463,614	(10.9%)
2020	\$ 248,852,007	5.7%
2021	\$ 240,304,638	(3.4%)
2022	\$ 263,628,319	9.7%
2023	\$ 281,853,950	6.9%
2024	\$ 302,624,571	7.4%

Operating Funds Budget



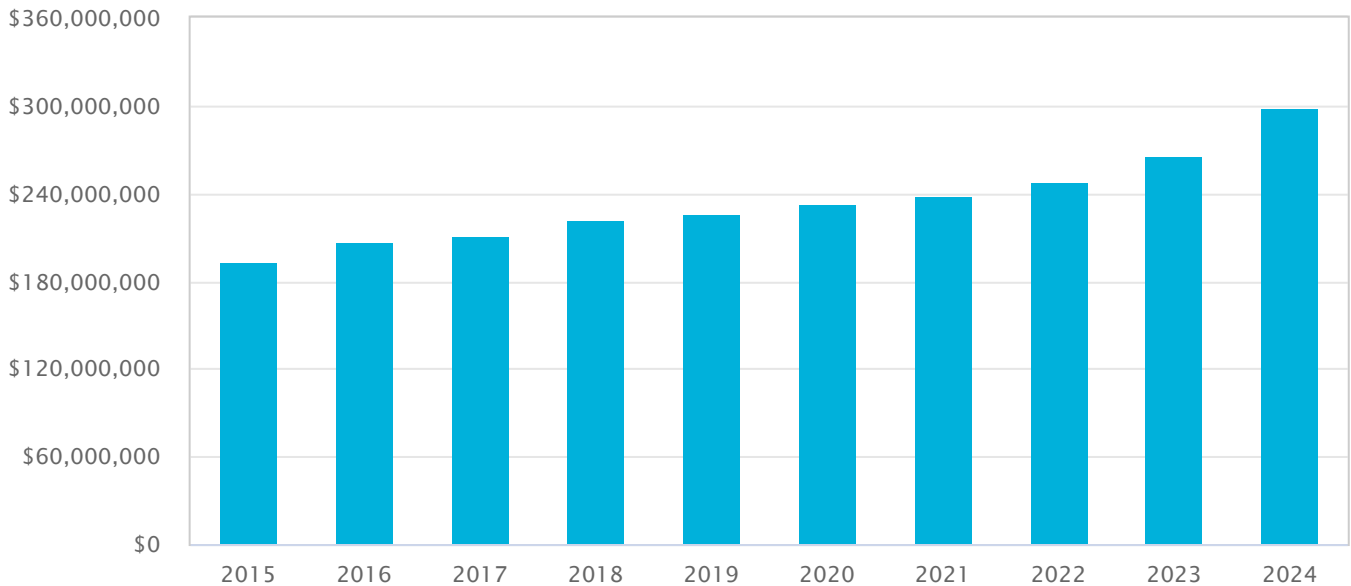
Operating Funds Revenue Estimate

Ten-Year Trend

This schedule tracks operating expenditures for the constitutional funds of the County: *General Fund, Road & Bridge Fund and Permanent Improvements Fund.*

Fiscal Year	Adopted Revenue Estimate	Percent Change
2015	\$ 193,686,737	4.6%
2016	\$ 206,414,691	6.6%
2017	\$ 211,241,179	2.3%
2018	\$ 221,412,241	4.8%
2019	\$ 225,582,518	1.9%
2020	\$ 233,212,747	3.4%
2021	\$ 238,461,611	2.3%
2022	\$ 247,224,513	3.7%
2023	\$ 264,987,487	7.2%
2024	\$ 298,759,091	12.7%

Operating Funds Revenue Estimate

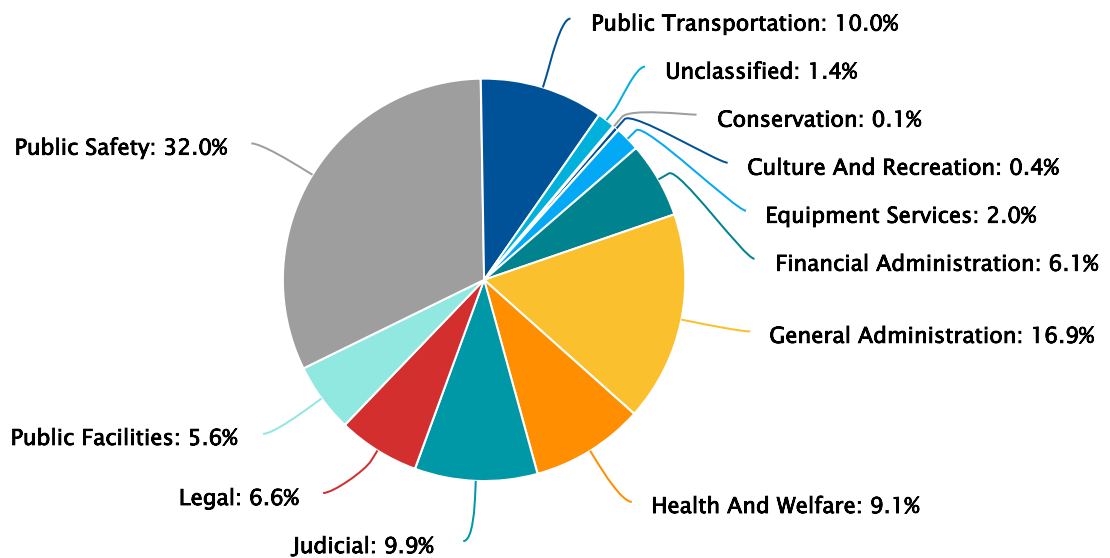


Operating Budget Expenditures by Function

This schedule tracks operating expenditures for the constitutional funds of the County: *General Fund, Road & Bridge Fund and Permanent Improvements Fund.*

Function Area	FY 2022 Actual	FY 2023 Adopted	FY 2023 Actual	FY 2024 Adopted
Conservation	\$ 290,626	\$ 400,014	\$ 284,513	\$ 391,661
Culture And Recreation	\$ 959,925	\$ 1,093,069	\$ 1,010,620	\$ 1,178,280
Debt Service	\$ 306,894	\$ -	\$ 1,121,876	\$ -
Equipment Services	\$ 3,315,361	\$ 5,062,587	\$ 3,041,165	\$ 6,088,554
Financial Administration	\$ 14,996,187	\$ 16,930,134	\$ 15,836,142	\$ 18,422,031
General Administration	\$ 62,215,304	\$ 57,415,501	\$ 64,044,838	\$ 51,063,745
Health And Welfare	\$ 21,413,296	\$ 25,035,013	\$ 24,455,564	\$ 27,617,805
Judicial	\$ 23,884,496	\$ 26,870,802	\$ 25,565,363	\$ 29,847,866
Legal	\$ 16,153,872	\$ 18,016,968	\$ 16,305,134	\$ 19,930,085
Public Facilities	\$ 13,298,433	\$ 15,366,635	\$ 13,801,433	\$ 16,874,048
Public Safety	\$ 76,458,851	\$ 85,435,405	\$ 83,904,252	\$ 96,788,237
Public Transportation	\$ 19,696,704	\$ 26,571,492	\$ 26,183,592	\$ 30,165,929
Unclassified	\$ 2,438,009	\$ 3,656,330	\$ 3,663,131	\$ 4,256,330
	\$ 255,427,958	\$ 281,853,950	\$ 279,217,623	\$ 302,624,571

Operating Funds Budget – Expenditures by Function

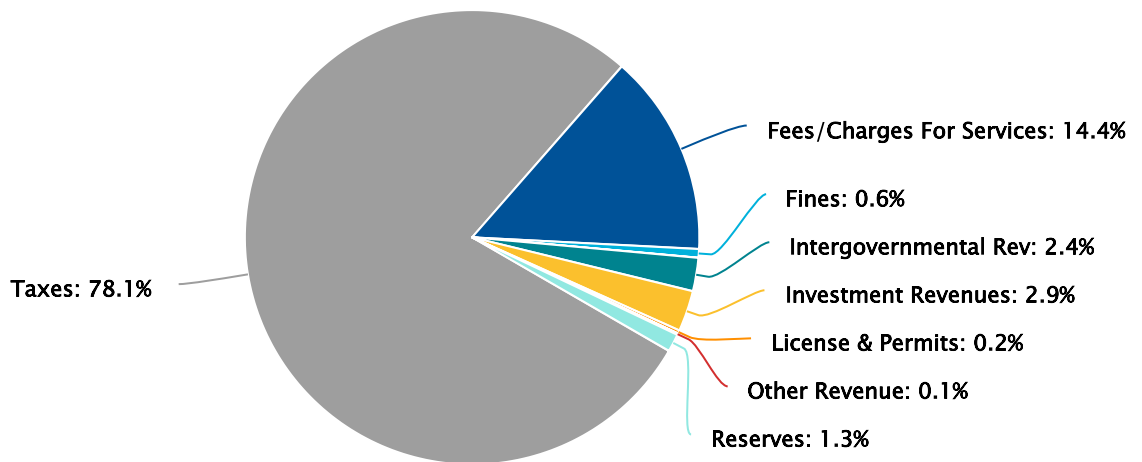


Operating Budget Revenues by Source

This schedule tracks operating expenditures for the constitutional funds of the County: *General Fund, Road & Bridge Fund and Permanent Improvements Fund.*

Function Area	FY 2022 Actual	FY 2023 Adopted	FY 2023 Actual	FY 2024 Adopted
Taxes	\$ 193,504,103	\$ 208,572,207	\$ 209,340,316	\$ 236,419,110
Fees/Charges For Services	\$ 47,903,883	\$ 44,189,430	\$ 49,468,192	\$ 43,462,060
Fines	\$ 2,145,662	\$ 2,127,000	\$ 2,041,582	\$ 1,903,000
Insurance/Employee Benefit	\$ 14,489	\$ -	\$ 28,418	\$ -
Intergovernmental Rev	\$ 8,451,391	\$ 6,451,000	\$ 9,176,874	\$ 7,179,770
Investment Revenues	\$ 3,240,476	\$ 2,631,550	\$ 14,913,917	\$ 8,797,651
License & Permits	\$ 725,232	\$ 659,000	\$ 646,695	\$ 712,000
Other Financing Sources	\$ 11,755	\$ -	\$ 908,274	\$ -
Other Revenue	\$ 1,631,648	\$ 357,300	\$ 827,231	\$ 285,500
Reserves	\$ -	\$ 16,866,463	\$ -	\$ 3,865,480
	\$ 257,628,639	\$ 281,853,950	\$ 287,351,499	\$ 302,624,571

Operating Funds Budget – Revenues by Source



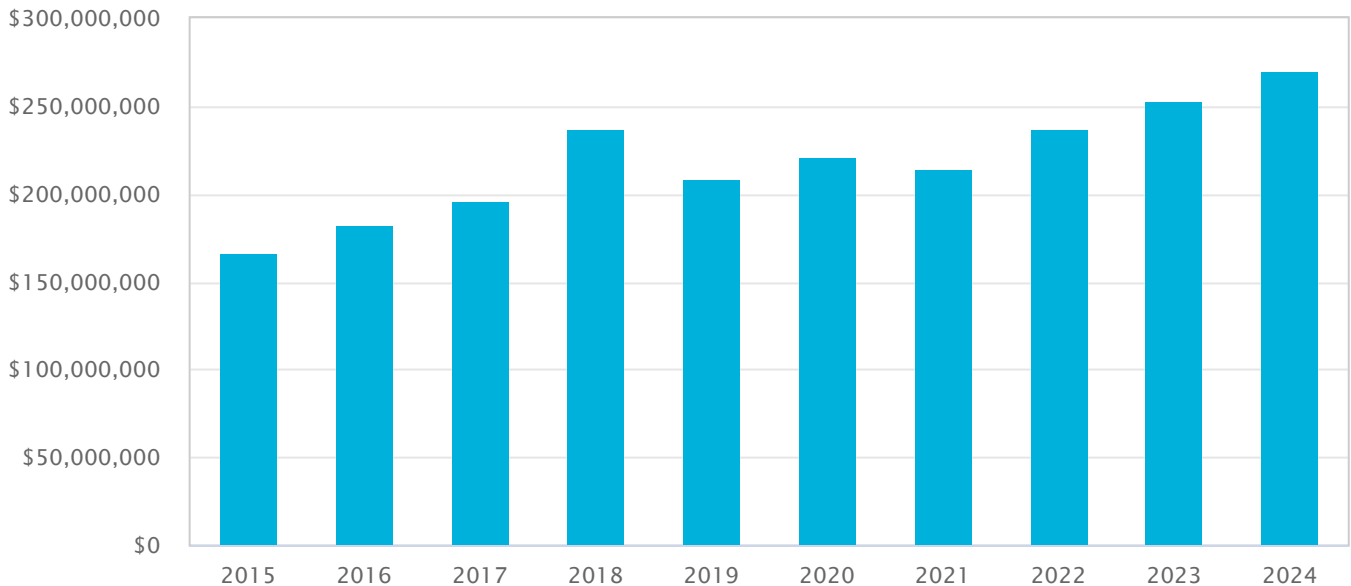
General Fund Budget

Ten-Year Trend

The general operating fund of the County. The General Fund is used to account for all financial resources except those required to be accounted for in another fund. Primary expenditures are for general administration, public safety, and judicial, state prosecution, and capital outlay.

Fiscal Year	Adopted Budget	Percent Change
2015	\$ 166,628,762	(2.2%)
2016	\$ 183,012,171	9.8%
2017	\$ 195,819,243	7.0%
2018	\$ 237,052,795	21.1%
2019	\$ 208,837,463	(11.9%)
2020	\$ 221,463,796	6.0%
2021	\$ 214,010,494	(3.4%)
2022	\$ 237,346,435	10.9%
2023	\$ 253,140,123	6.7%
2024	\$ 269,790,630	6.6%

General Fund Budget



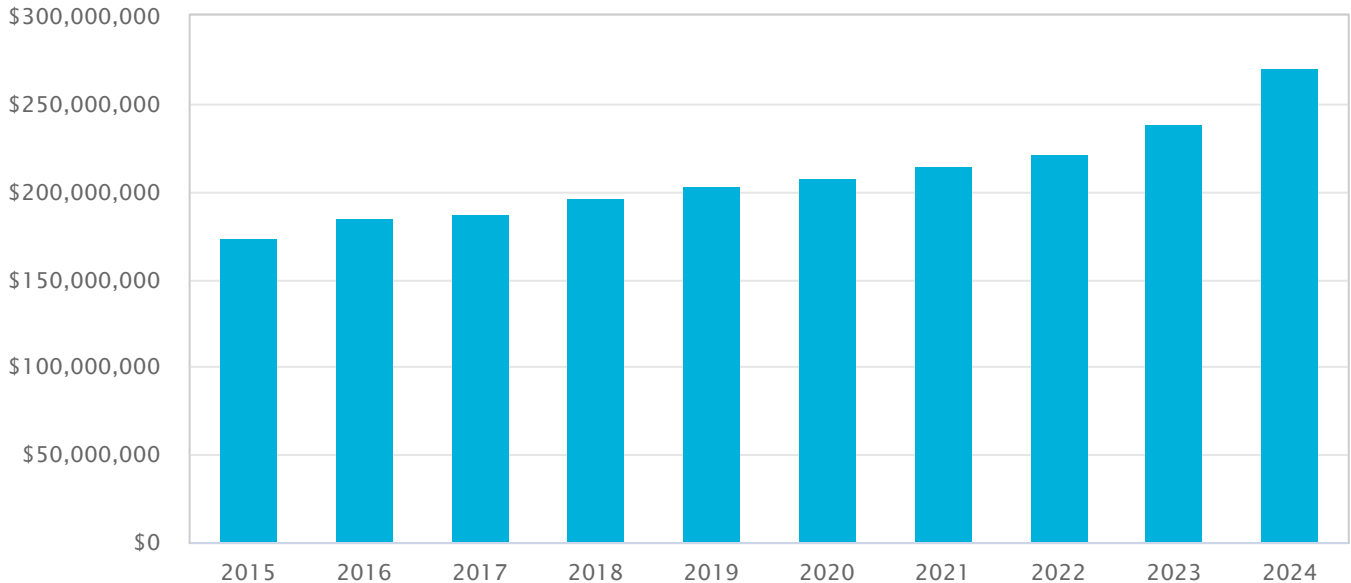
General Fund Revenue Estimate

Ten-Year Trend

The general operating fund of the County. The General Fund is used to account for all financial resources except those required to be accounted for in another fund. Primary expenditures are for general administration, public safety, and judicial, state prosecution, and capital outlay.

Fiscal Year	Adopted Revenue Estimate	Percent Change
2015	\$ 172,924,965	4.7%
2016	\$ 184,511,733	6.7%
2017	\$ 187,312,793	1.5%
2018	\$ 196,591,586	5.0%
2019	\$ 203,020,037	3.3%
2020	\$ 207,869,676	2.4%
2021	\$ 214,019,610	3.0%
2022	\$ 221,846,523	3.7%
2023	\$ 238,348,947	7.4%
2024	\$ 269,792,420	13.2%

General Fund Revenue Estimate

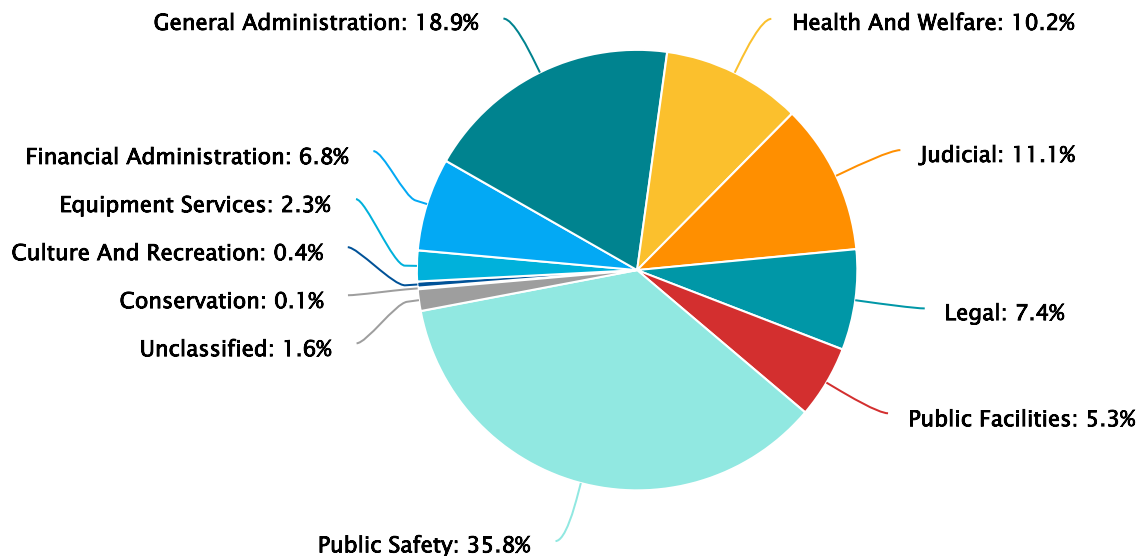


General Fund Budget Expenditures by Function

The general operating fund of the County. The General Fund is used to account for all financial resources except those required to be accounted for in another fund. Primary expenditures are for general administration, public safety, and judicial, state prosecution, and capital outlay.

Function Area	FY 2022 Actual	FY 2023 Adopted	FY 2023 Actual	FY 2024 Adopted
Conservation	\$ 284,602	\$ 355,979	\$ 270,207	\$ 347,626
Culture And Recreation	\$ 959,925	\$ 1,093,069	\$ 1,010,620	\$ 1,178,280
Debt Service	\$ 306,894	\$ -	\$ 1,121,876	\$ -
Equipment Services	\$ 3,315,361	\$ 5,062,587	\$ 3,041,165	\$ 6,088,554
Financial Administration	\$ 14,996,187	\$ 16,930,134	\$ 15,836,142	\$ 18,422,031
General Administration	\$ 62,215,304	\$ 57,415,501	\$ 64,044,838	\$ 51,063,745
Health And Welfare	\$ 21,413,296	\$ 25,035,013	\$ 24,455,564	\$ 27,617,805
Judicial	\$ 23,884,496	\$ 26,870,802	\$ 25,565,363	\$ 29,847,866
Legal	\$ 16,153,872	\$ 18,016,968	\$ 16,305,134	\$ 19,930,085
Public Facilities	\$ 11,727,060	\$ 13,268,335	\$ 12,540,361	\$ 14,333,258
Public Safety	\$ 76,458,851	\$ 85,435,405	\$ 83,904,252	\$ 96,705,050
Public Transportation	\$ 44,576	\$ -	\$ 117,694	\$ -
Unclassified	\$ 2,438,009	\$ 3,656,330	\$ 3,663,131	\$ 4,256,330
	\$ 234,198,433	\$ 253,140,123	\$ 251,876,347	\$ 269,790,630

General Fund Budget – Expenditures by Function

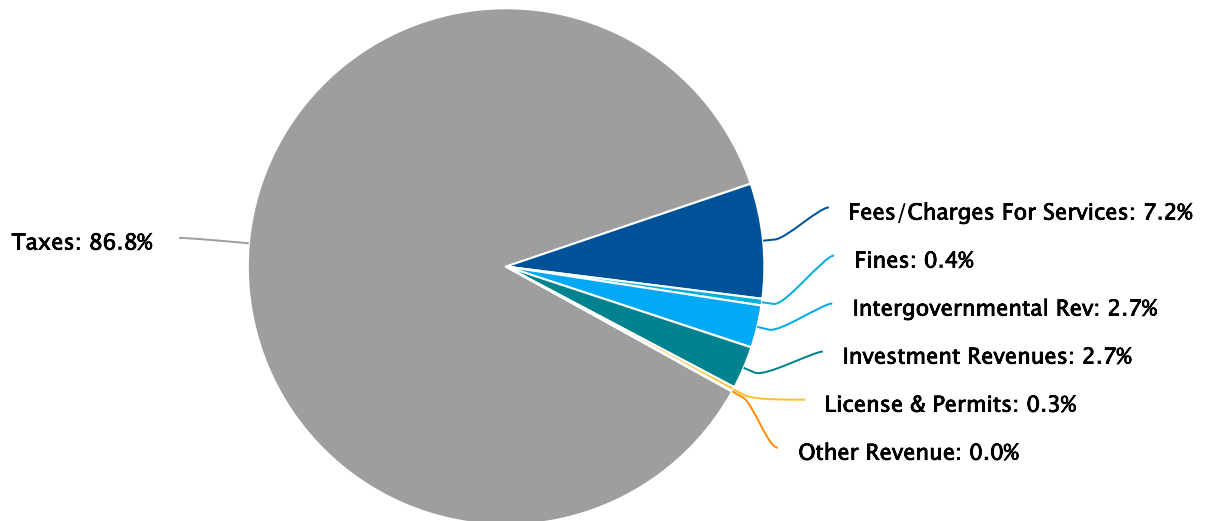


General Fund Budget Revenues by Source

The general operating fund of the County. The General Fund is used to account for all financial resources except those required to be accounted for in another fund. Primary expenditures are for general administration, public safety, and judicial, state prosecution, and capital outlay.

Function Area	FY 2022 Actual	FY 2023 Adopted	FY 2023 Actual	FY 2024 Adopted
Taxes	\$ 191,304,034	\$ 206,544,567	\$ 207,305,328	\$ 234,059,962
Fees/Charges For Services	\$ 23,333,810	\$ 21,269,030	\$ 23,001,622	\$ 19,386,660
Fines	\$ 1,260,580	\$ 1,135,000	\$ 1,304,944	\$ 1,141,000
Insurance/Employee Benefit	\$ 14,489	\$ -	\$ 28,418	\$ -
Intergovernmental Rev	\$ 8,451,391	\$ 6,451,000	\$ 9,176,874	\$ 7,179,770
Investment Revenues	\$ 2,617,838	\$ 2,091,550	\$ 12,235,498	\$ 7,193,528
License & Permits	\$ 719,103	\$ 651,000	\$ 636,992	\$ 706,000
Other Financing Sources	\$ 11,755	\$ -	\$ 908,274	\$ -
Other Revenue	\$ 1,050,073	\$ 206,800	\$ 633,379	\$ 125,500
Reserves	\$ -	\$ 14,791,176	\$ -	\$ -
	\$ 228,763,073	\$ 253,140,123	\$ 255,231,329	\$ 269,792,420

General Fund Budget – Revenues by Source



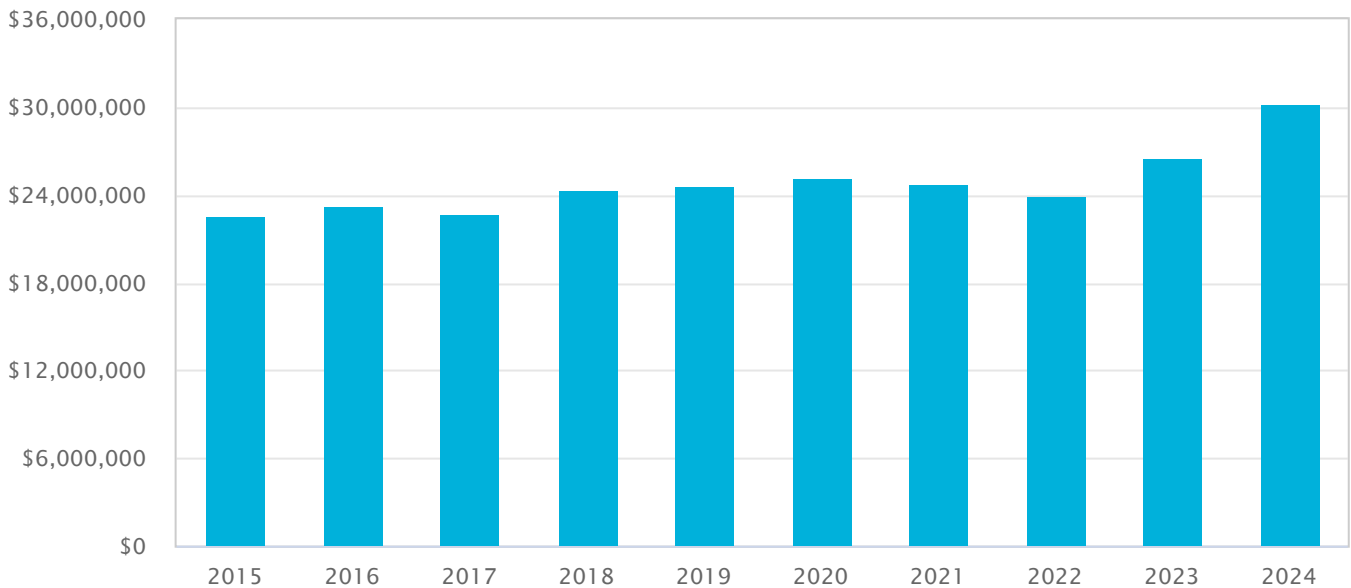
Road & Bridge Fund Budget

Ten-Year Trend

The primary fund used to account for activities affecting County-owned roads, including right-of-way acquisitions, construction, operations, and maintenance.

Fiscal Year	Adopted Budget	Percent Change
2015	\$ 22,520,902	0.4%
2016	\$ 23,250,406	3.2%
2017	\$ 22,727,484	(2.2%)
2018	\$ 24,312,813	7.0%
2019	\$ 24,663,151	1.4%
2020	\$ 25,145,040	2.0%
2021	\$ 24,842,644	(1.2%)
2022	\$ 23,992,884	(3.4%)
2023	\$ 26,615,527	10.9%
2024	\$ 30,293,151	13.8%

Road & Bridge Fund Budget



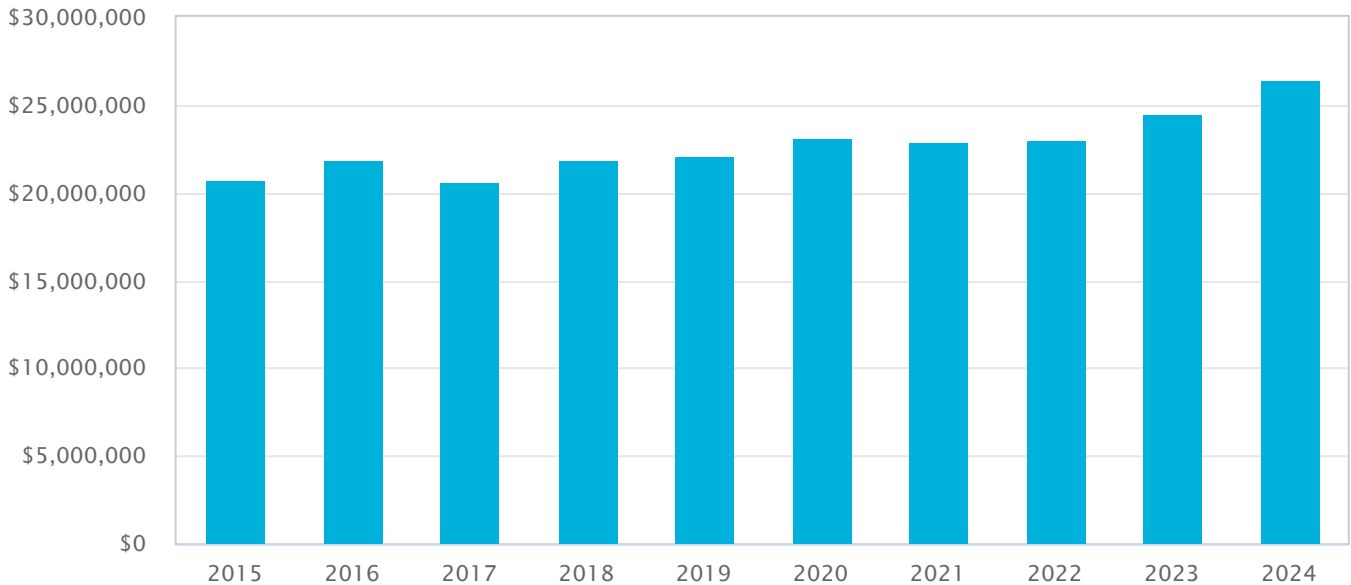
Road & Bridge Fund Revenue Estimate

Ten-Year Trend

The primary fund used to account for activities affecting County-owned roads, including right-of-way acquisitions, construction, operations, and maintenance.

Fiscal Year	Adopted Revenue Estimate	Percent Change
2015	\$ 20,749,772	3.3%
2016	\$ 21,890,958	5.5%
2017	\$ 20,680,311	(5.5%)
2018	\$ 21,893,300	5.9%
2019	\$ 22,089,710	0.9%
2020	\$ 23,099,900	4.6%
2021	\$ 22,940,050	(0.7%)
2022	\$ 23,088,100	0.6%
2023	\$ 24,520,900	6.2%
2024	\$ 26,425,117	7.8%

Road & Bridge Fund Revenue Estimate

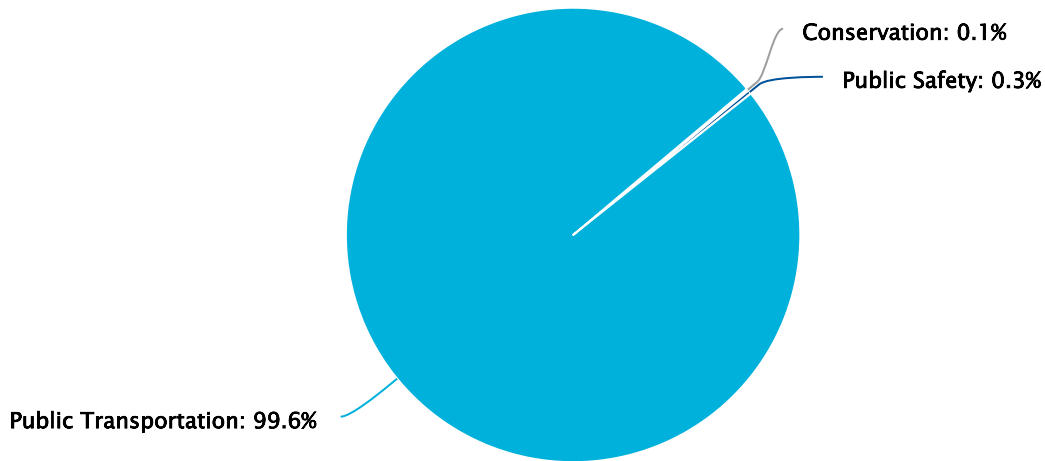


Road & Bridge Fund Budget Expenditures by Function

The primary fund used to account for activities affecting County-owned roads, including right-of-way acquisitions, construction, operations, and maintenance.

Function Area	FY 2022 Actual	FY 2023 Adopted	FY 2023 Actual	FY 2024 Adopted
Conservation	\$ 6,024	\$ 44,035	\$ 14,306	\$ 44,035
Public Safety	\$ -	\$ -	\$ -	\$ 83,187
Public Transportation	\$ 19,652,128	\$ 26,571,492	\$ 26,065,898	\$ 30,165,929
	\$ 19,658,152	\$ 26,615,527	\$ 26,080,204	\$ 30,293,151

Road & Bridge Fund Budget – Expenditures by Function

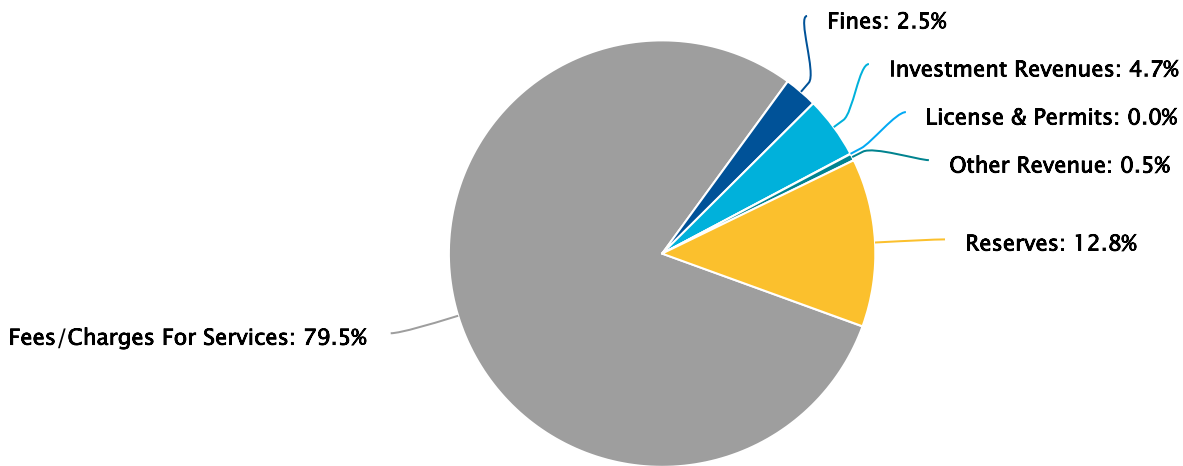


Road & Bridge Fund Budget Revenues by Source

The primary fund used to account for activities affecting County-owned roads, including right-of-way acquisitions, construction, operations, and maintenance.

Function Area	FY 2022 Actual	FY 2023 Adopted	FY 2023 Actual	FY 2024 Adopted
Fees/Charges For Services	\$ 24,570,073	\$ 22,920,400	\$ 26,466,570	\$ 24,075,400
Fines	\$ 885,082	\$ 992,000	\$ 736,638	\$ 762,000
Investment Revenues	\$ 542,695	\$ 450,000	\$ 2,390,186	\$ 1,421,717
License & Permits	\$ 6,129	\$ 8,000	\$ 9,703	\$ 6,000
Other Revenue	\$ 581,575	\$ 150,500	\$ 193,852	\$ 160,000
Reserves	\$ -	\$ 2,094,627	\$ -	\$ 3,868,034
	\$ 26,585,554	\$ 26,615,527	\$ 29,796,949	\$ 30,293,151

Road & Bridge Fund Budget – Revenues by Source



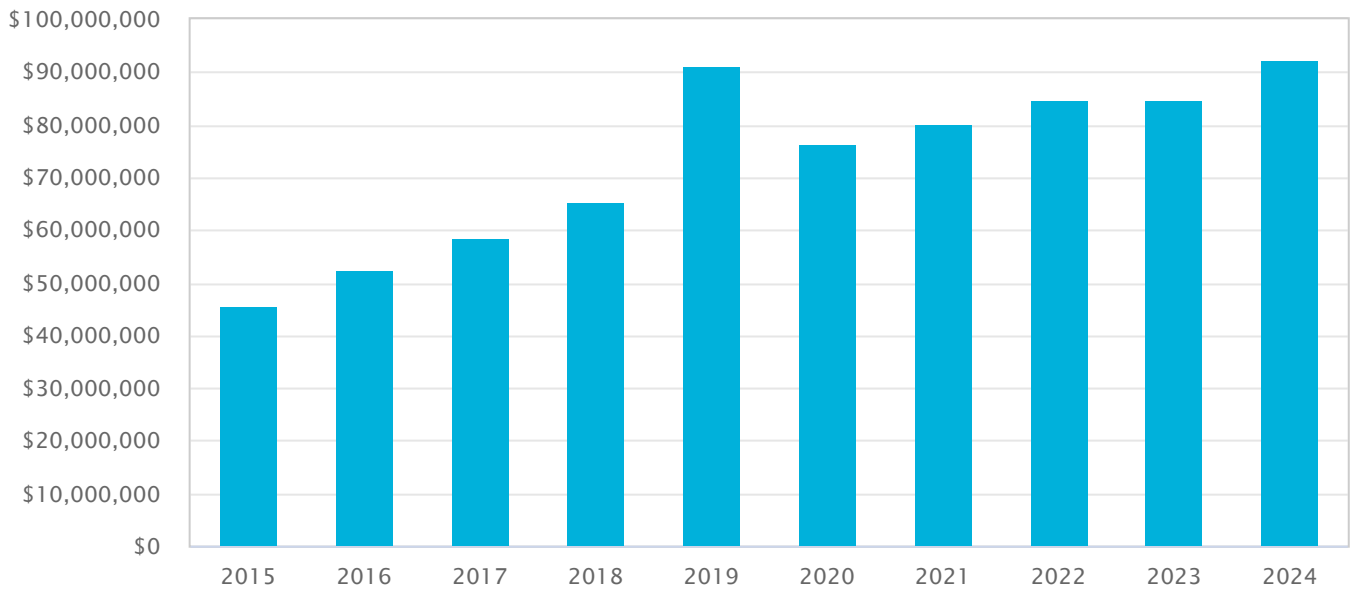
Debt Service Fund Budget

Ten-Year Trend

Fund used to account for property tax revenues restricted to be used to meet the county's debt obligation.

Fiscal Year	Adopted Budget	Percent Change
2015	\$ 45,479,473	10.1%
2016	\$ 52,293,608	15.0%
2017	\$ 58,641,714	12.1%
2018	\$ 65,290,931	11.3%
2019	\$ 91,270,992	39.8%
2020	\$ 76,469,871	(16.2%)
2021	\$ 80,395,153	5.1%
2022	\$ 84,677,929	5.3%
2023	\$ 84,681,000	0.0%
2024	\$ 92,505,937	9.2%

Debt Service Fund Budget



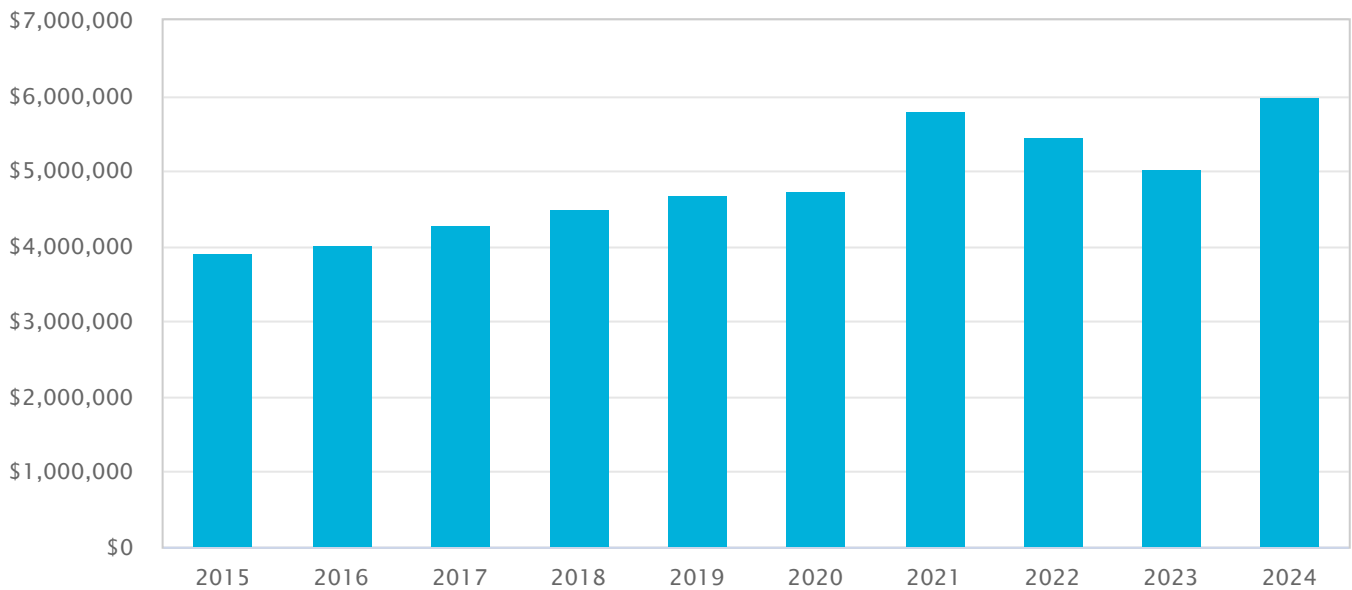
Healthcare Foundation Fund Budget

Ten-Year Trend

Fund designated to account for the Healthcare Foundation which assumes the County’s obligation to provide indigent healthcare for county residents.

Fiscal Year	Adopted Budget	Percent Change
2015	\$ 3,921,960	6.4%
2016	\$ 4,016,931	2.4%
2017	\$ 4,290,972	6.8%
2018	\$ 4,506,295	5.0%
2019	\$ 4,684,022	3.9%
2020	\$ 4,744,761	1.3%
2021	\$ 5,811,442	22.5%
2022	\$ 5,448,518	(6.2%)
2023	\$ 5,017,423	(7.9%)
2024	\$ 5,997,827	19.5%

Healthcare Foundation Fund Budget



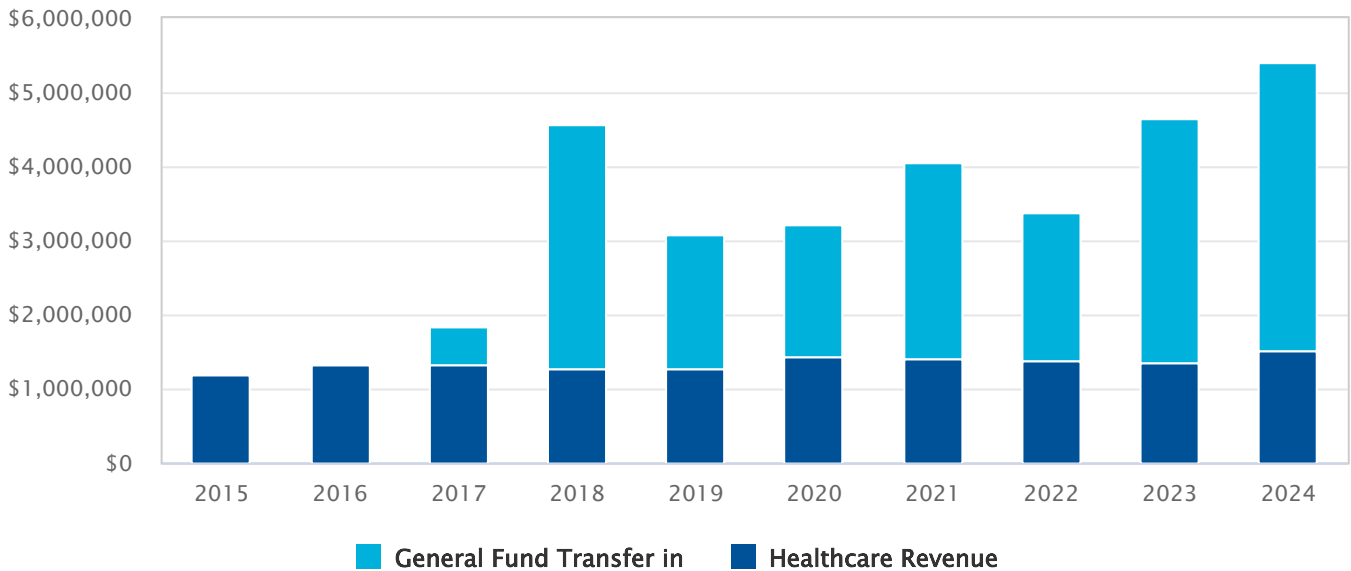
Healthcare Foundation Fund Revenue Estimate

Ten-Year Trend

Fund designated to account for the Healthcare Foundation which assumes the County’s obligation to provide indigent healthcare for county residents.

Fiscal Year	Adopted Revenue Estimate	Percent Change
2015	\$ 1,200,100	(18.3%)
2016	\$ 1,325,390	10.4%
2017	\$ 1,827,775	37.9%
2018	\$ 4,578,253	150.5%
2019	\$ 3,076,453	(32.8%)
2020	\$ 3,229,654	5.0%
2021	\$ 4,062,654	25.8%
2022	\$ 3,365,975	(17.1%)
2023	\$ 4,653,355	38.2%
2024	\$ 5,413,899	16.3%

Healthcare Foundation Fund Revenue Estimate



Expenditures by Department

Department	FY 2023		FY 2024		
	Adopted	FTE	Adopted	FTE	% Change
0001 General Fund					
01001-0001 COUNTY JUDGE	\$ 236,176	1.0	\$ 246,375	1.0	4.3%
01051-0001 COMMISSIONERS COURT, PCT. 1	\$ 195,016	1.0	\$ 203,566	1.0	4.4%
01052-0001 COMMISSIONERS COURT, PCT. 2	\$ 193,756	1.0	\$ 202,306	1.0	4.4%
01053-0001 COMMISSIONERS COURT, PCT. 3	\$ 193,756	1.0	\$ 202,306	1.0	4.4%
01054-0001 COMMISSIONERS COURT, PCT. 4	\$ 194,156	1.0	\$ 202,706	1.0	4.4%
02001-0001 ADMINISTRATIVE SERVICES	\$ 1,283,305	8.0	\$ 1,410,692	8.0	9.9%
02013-0001 MAGISTRATE	\$ 786,106	9.0	\$ 881,956	9.0	12.2%
03001-0001 HUMAN RESOURCES	\$ 2,481,324	21.0	\$ 3,077,273	25.0 ↑	24.0%
03009-0009 HUMAN RESOURCES - SHARED	\$ 108,000	-	\$ 167,640	-	55.2%
03020-0001 RISK MANAGAMENT	\$ 241,486	2.0	\$ 261,385	2.0	8.2%
03029-0018 RISK MANAGEMENT - LIABILITY INSURANCE	\$ 1,695,000	-	\$ 1,695,000	-	0.0%
03029-0035 RISK MANAGEMENT - WORKER'S COMP	\$ 885,000	-	\$ 885,000	-	0.0%
03030-0001 CIVIL SERVICE	\$ 98,858	1.0	\$ 106,854	1.0	8.1%
04001-0001 BUDGET AND FINANCE	\$ 894,086	6.0	\$ 983,198	6.0	10.0%
04020-0001 SUPPORT SERVICES	\$ 238,618	3.5	\$ 274,900	3.5	15.2%
04029-0009 SUPPORT SERVICES - SHARED	\$ 1,765,000	-	\$ 1,765,000	-	0.0%
05001-0001 ELECTIONS	\$ 2,532,921	16.0	\$ 2,810,556	18.0 ↑	11.0%
06001-0001 INFORMATION TECHNOLOGY	\$ 7,453,152	52.0	\$ 8,128,150	52.0	9.1%
06019-0009 INFORMATION TECHNOLOGY - SHARED	\$ 1,985,643	-	\$ 3,206,544	-	61.5%
06030-0001 RECORDS	\$ 735,050	7.0	\$ 770,503	7.0	4.8%
06050-0001 GIS	\$ 934,702	5.5	\$ 948,189	5.5	1.4%
07001-0001 VETERAN SERVICES	\$ 279,066	3.0	\$ 305,306	3.0	9.4%
08001-0001 COUNTY CLERK	\$ 2,747,030	32.0	\$ 3,083,424	34.0 ↑	12.2%
08020-0001 COUNTY COURT AT LAW CLERKS	\$ 2,777,493	36.0	\$ 2,997,786	36.0	7.9%
08020-0019 COURT COLLECTIONS	\$ 371,486	4.0	\$ 402,881	4.0	8.5%
08030-0001 TREASURY	\$ 553,430	6.0	\$ 564,184	6.0	1.9%
08060-0001 PROBATE/MENTAL	\$ 584,790	7.0	\$ 621,932	7.0	6.4%
09001-0001 MEDICAL EXAMINER	\$ 2,571,067	13.0	\$ 2,931,480	15.0 ↑	14.0%
10001-0001 NON-DEPARTMENTAL - ADMIN	\$ 31,473,188	-	\$ 21,658,259	-	(31.2%)
10001-0026 NON-DEPT - CAPITAL REPLACEMENT	\$ 400,000	-	\$ 400,000	-	0.0%
10001-0027 CENTRAL APPRAISAL DISTRICT	\$ 2,091,978	-	\$ 2,035,262	-	(2.7%)
20000-0009 COUNTY COURTS - SHARED	\$ 127,000	-	\$ 127,000	-	0.0%
20010-0001 COUNTY COURT AT LAW 1	\$ 653,200	4.0	\$ 681,814	4.0	4.4%
20020-0001 COUNTY COURT AT LAW 2	\$ 667,437	4.0	\$ 702,542	4.0	5.3%
20030-0001 COUNTY COURT AT LAW 3	\$ 651,136	4.0	\$ 690,219	4.0	6.0%
20040-0001 COUNTY COURT AT LAW 4	\$ 640,406	4.0	\$ 717,123	4.0	12.0%
20050-0001 COUNTY COURT AT LAW 5	\$ 667,471	4.0	\$ 665,047	4.0	(0.4%)
20060-0001 COUNTY COURT AT LAW 6	\$ 635,858	4.0	\$ 680,050	4.0	6.9%
20070-0001 COUNTY COURT AT LAW 7	\$ 636,419	4.0	\$ 674,691	4.0	6.0%
21099-0001 PROBATE COURT	\$ 1,076,887	4.0	\$ 1,084,765	4.0	0.7%
23001-0001 DISTRICT CLERK	\$ 5,798,013	71.0	\$ 6,825,359	78.0 ↑	17.7%
23030-0001 JURY MANAGEMENT	\$ 833,143	4.0	\$ 857,877	4.0	3.0%

INTRODUCTION

PERSONNEL

FUND SUMMARIES

DEPARTMENTS

CAPITAL IMPROVEMENT PROGRAM

STATISTICS

POLICIES

COURT ORDERS

APPENDIX

Expenditures by Department

Department	FY 2023		FY 2024		
	Adopted	FTE	Adopted	FTE	% Change
0001 General Fund Continued					
24000-0009 JUSTICE OF THE PEACE COURTS - SHARED	\$ 148,056	1.0	\$ 159,815	1.0	7.9%
24010-0001 JUSTICE OF THE PEACE, PCT. 1	\$ 639,802	7.0	\$ 621,937	7.0	(2.8%)
24020-0001 JUSTICE OF THE PEACE, PCT. 2	\$ 492,450	5.0	\$ 530,349	5.0	7.7%
24030-0001 JUSTICE OF THE PEACE, PCT. 3	\$ 992,274	13.0	\$ 1,083,351	13.0	9.2%
24040-0001 JUSTICE OF THE PEACE, PCT. 4	\$ 585,138	7.0	\$ 679,357	8.0	↑ 16.1%
25000-0009 DISTRICT COURTS - SHARED	\$ 1,246,367	7.0	\$ 1,303,215	7.0	4.6%
25199-0001 199TH DISTRICT COURT	\$ 339,672	4.0	\$ 452,396	4.0	33.2%
25219-0001 219TH DISTRICT COURT	\$ 421,771	4.0	\$ 458,060	5.0	↑ 8.6%
25296-0001 296TH DISTRICT COURT	\$ 408,924	4.0	\$ 445,471	4.0	8.9%
25366-0001 366TH DISTRICT COURT	\$ 453,643	4.0	\$ 495,947	4.0	9.3%
25380-0001 380TH DISTRICT COURT	\$ 448,158	4.0	\$ 485,308	4.0	8.3%
25401-0001 401ST DISTRICT COURT	\$ 425,979	4.0	\$ 464,558	4.0	9.1%
25416-0001 416TH DISTRICT COURT	\$ 424,884	4.0	\$ 453,299	4.0	6.7%
25417-0001 417TH DISTRICT COURT	\$ 471,896	4.0	\$ 508,985	4.0	7.9%
25429-0001 429TH DISTRICT COURT	\$ 426,118	4.0	\$ 465,993	4.0	9.4%
25468-0001 468TH DISTRICT COURT	\$ 440,954	4.0	\$ 486,400	4.0	10.3%
25469-0001 469TH DISTRICT COURT	\$ 422,945	4.0	\$ 461,691	4.0	9.2%
25470-0001 470TH DISTRICT COURT	\$ 404,857	4.0	\$ 458,510	4.0	13.3%
25471-0001 471ST DISTRICT COURT	\$ 426,368	4.0	\$ 466,053	4.0	9.3%
25493-0001 493RD DISTRICT COURT	\$ -	-	\$ 370,437	4.0	↑ 0.0%
25494-0001 494TH DISTRICT COURT	\$ -	-	\$ 45,536	4.0	↑ 0.0%
30001-0001 COUNTY AUDITOR	\$ 3,979,294	33.0	\$ 4,348,439	34.0	↑ 9.3%
31001-0001 TAX ASSESSOR/COLLECTOR	\$ 7,310,681	100.5	\$ 8,017,801	102.5	↑ 9.7%
32001-0001 PURCHASING	\$ 1,729,179	17.0	\$ 2,070,266	19.0	↑ 19.7%
35001-0001 DISTRICT ATTORNEY	\$ 18,016,968	140.0	\$ 19,930,085	146.0	↑ 10.6%
40010-0001 FACILITIES & PARKS	\$ 5,923,765	74.5	\$ 6,458,252	74.5	9.0%
40010-0009 FACILITIES & PARKS - SHARED	\$ 5,096,480	-	\$ 5,679,480	-	11.4%
40030-0001 BUILDING SUPERINTENDENT	\$ 824,747	4.0	\$ 772,183	5.0	↑ (6.4%)
40030-0009 BUILDING SUPERINTENDENT - SHARED	\$ 1,423,343	-	\$ 1,423,343	-	0.0%
44001-0001 EQUIPMENT SERVICES	\$ 1,447,306	14.0	\$ 1,540,693	14.0	6.5%
44001-0009 EQUIPMENT SERVICES - SHARED	\$ 3,615,281	-	\$ 4,547,861	-	25.8%
50001-0001 SHERIFF'S OFFICE	\$ 18,058,482	151.5	\$ 21,224,182	162.5	↑ 17.5%
50002-0001 CHILD ABUSE	\$ 649,468	5.0	\$ 756,098	5.0	16.4%
50003-0001 DISPATCH	\$ 3,740,388	32.0	\$ 4,170,357	32.0	11.5%
50030-0001 JAIL OPERATIONS	\$ 34,800,097	352.0	\$ 39,123,522	358.0	↑ 12.4%
50030-0004 PRE-TRIAL RELEASE	\$ 827,399	-	\$ 827,399	-	0.0%
50030-0007 JAIL CAFÉ	\$ 40,000	-	\$ 200,250	-	400.6%
50050-0001 MINIMUM SECURITY	\$ 157,296	-	\$ 250	-	(99.8%)
50060-0001 FUSION CENTER	\$ 111,262	3.0	\$ 127,685	4.0	↑ 14.8%
50090-0008 COUNTY CORRECTIONS - SCORE	\$ 407,026	4.0	\$ 413,107	4.0	1.5%
55010-0001 CONSTABLE, PCT. 1	\$ 991,211	9.0	\$ 1,105,928	9.0	11.6%
55020-0001 CONSTABLE, PCT. 2	\$ 596,101	5.0	\$ 657,311	5.0	10.3%

Expenditures by Department

Department	FY 2023		FY 2024		
	Adopted	FTE	Adopted	FTE	% Change
0001 General Fund Continued					
55030-0001 CONSTABLE, PCT. 3	\$ 1,645,119	15.0	\$ 1,758,991	15.0	6.9%
55040-0001 CONSTABLE, PCT. 4	\$ 938,585	9.0	\$ 1,060,459	9.0	13.0%
57001-0001 FIRE MARSHAL	\$ 1,784,797	7.0	\$ 1,877,380	7.0	5.2%
59001-0001 HIGHWAY PATROL	\$ 39,455	1.0	\$ 40,836	1.0	3.5%
59010-0001 BREATHALYZER PROGRAM	\$ 30,000	-	\$ 30,000	-	0.0%
59020-0001 AMBULANCE SERVICE	\$ 946,029	-	\$ 946,029	-	0.0%
59050-0001 EMERGENCY MANAGEMENT	\$ 120,010	1.0	\$ 133,732	1.0	11.4%
60030-0001 SUBSTANCE ABUSE	\$ 289,934	3.0	\$ 319,349	3.0	10.1%
60040-0001 INMATE HEALTH	\$ 10,961,311	-	\$ 13,494,688	-	23.1%
60050-0001 MENTAL HEALTH	\$ 3,055,781	-	\$ 3,075,781	-	0.7%
61002-0001 CSCD - COUNTY FUNDED	\$ -	-	\$ 17,004	-	0.0%
62001-0001 COURT APPOINTED REPRESENTATION	\$ 9,923,197	-	\$ 9,923,197	-	0.0%
62010-0001 COURT APPOINTED REP - JUVENILE	\$ 801,790	-	\$ 801,790	-	0.0%
62090-0001 INDIGENT DEFENSE	\$ 715,187	8.0	\$ 743,037	8.0	3.9%
63001-0001 INDIGENT AID	\$ 3,000	-	\$ 3,000	-	0.0%
64001-0001 JUVENILE PROBATION	\$ 4,371,288	53.0	\$ 5,465,517	59.0 ↑	25.0%
64020-0001 JUVENILE DETENTION	\$ 9,698,703	92.0	\$ 10,672,667	92.0	10.0%
64060-0001 JJAEP	\$ 1,055,357	6.0	\$ 1,129,424	6.0	7.0%
65010-0001 HISTORICAL COMMISSION	\$ 49,900	-	\$ 49,900	-	0.0%
65030-0001 OPEN SPACE	\$ 33,550	-	\$ 38,703	-	15.4%
70001-0001 AGRILIFE EXTENSION	\$ 355,979	6.0	\$ 347,626	6.0	(2.3%)
78001-0001 MYERS PARK	\$ 882,156	10.0	\$ 951,844	10.0	7.9%
78020-0001 FARM MUSEUM	\$ 127,463	1.0	\$ 137,833	1.0	8.1%
82001-0001 DEVELOPMENT SERVICES	\$ 921,563	9.5	\$ 1,087,253	10.5 ↑	18.0%
90001-0000 INTERFUND TRANSFERS - UNDEFINED	\$ 3,656,330	-	\$ 4,256,330	-	16.4%
	\$ 253,140,123	1,602.0	\$ 269,790,630	1,666.0 ↑	6.6%
1010 Road & Bridge Fund					
06050-0061 GIS - ROAD & BRIDGE	\$ -	-	\$ 83,187	1.0 ↑	0.0%
10001-0001 NON-DEPARTMENTAL - ADMIN	\$ 515,998	-	\$ 825,998	-	60.1%
10001-0026 NON-DEPT - CAPITAL REPLACEMENT	\$ 70,000	-	\$ 70,000	-	0.0%
75001-0001 ROAD & BRIDGE	\$ 24,063,447	94.0	\$ 26,733,352	97.0 ↑	11.1%
75020-0001 ENGINEERING	\$ 1,232,977	5.0	\$ 1,793,681	9.0 ↑	45.5%
75040-0001 PUBLIC WORKS	\$ 689,070	5.0	\$ 742,898	5.0	7.8%
75050-0001 CONSERVATION	\$ 44,035	-	\$ 44,035	-	0.0%
	\$ 26,615,527	104.0	\$ 30,293,151	112.0 ↑	13.8%
Other Funds					
0003-RECORDS ARCHIVE	\$ 500,000	-	\$ 500,000	-	0.0%
0005-DISTRICT COURTS RECORD TECH	\$ 100,000	-	\$ 100,000	-	0.0%
0029-COURTHOUSE SECURITY	\$ 941,945	13.0	\$ 1,085,065	13.0	15.2%
0499-PERMANENT IMPROVEMENT	\$ 2,098,300	-	\$ 2,540,790	-	21.1%
1013-JUDICIAL APPELLATE	\$ 79,000	-	\$ 79,000	-	0.0%

INTRODUCTION

PERSONNEL

FUND SUMMARIES

DEPARTMENTS

CAPITAL IMPROVEMENT PROGRAM

STATISTICS

POLICIES


COURT ORDERS

APPENDIX

Expenditures by Department

Department	FY 2023		FY 2024		
	Adopted	FTE	Adopted	FTE	% Change
Other Funds Continued					
1015-COURT REPORTERS	\$ 357,140	-	\$ 357,140	-	0.0%
1021-LAW LIBRARY	\$ 432,056	2.5	\$ 457,753	2.5	5.9%
1025-COUNTY CLERK REC MGMT & PRES	\$ 2,107,826	9.0	\$ 2,527,933	9.0	19.9%
1026-DISTRICT CLERK REC MGMT & PRES	\$ 73,791	1.0	\$ 88,139	1.0	19.4%
1028-JUSTICE COURT TECHNOLOGY	\$ 351,068	-	\$ 151,068	-	(57.0%)
1031-ECONOMIC DEVELOPMENT	\$ 130,850	-	\$ 100,000	-	(23.6%)
1033-CONTRACT ELECTIONS	\$ 832,561	-	\$ 1,849,561	-	122.2%
1037-DA STATE FORFEITURE	\$ 125,000	-	\$ 120,000	-	(4.0%)
1040-HEALTHCARE FOUNDATION	\$ 5,017,423	71.0	\$ 5,997,827	67.0	↓ 19.5%
1049-DA PRETRIAL INTERVENTION PROGRAM	\$ 176,965	1.0	\$ 169,607	1.0	(4.2%)
1050-SPECIALTY COURT	\$ 58,000	-	\$ -	-	(100.0%)
1052-COUNTY COURTS TECHNOLOGY	\$ 1,568	-	\$ 1,568	-	0.0%
1053-DISTRICT COURTS TECHNOLOGY	\$ 2,016	-	\$ 2,016	-	0.0%
1054-PROBATE CONTRIBUTIONS	\$ 94,901	1.0	\$ 97,106	1.0	2.3%
1056-DIST CLERK COURT REC PRESERVATION	\$ 100,000	-	\$ 100,000	-	0.0%
1058-JUSTICE COURT BUILDING SECURITY	\$ -	-	\$ 30,000	-	0.0%
1060-DA FEDERAL TREASURY FORFEITURE	\$ 187,765	1.0	\$ 184,141	1.0	(1.9%)
1063-DA FEDERAL JUSTICE FORFEITURE	\$ 35,000	-	\$ 30,000	-	(14.3%)
1068-COURT FACILITY FEE	\$ -	-	\$ 97,400	-	0.0%
2102-PUBLIC HEALTH EMERGENCY PREPAREDNESS	\$ 830,753	8.0	\$ 242,369	8.0	(70.8%)
2108-HEALTHCARE GRANTS	\$ 1,595,908	17.0	\$ 1,577,375	15.0	↓ (1.2%)
2580-STATE GRANTS	\$ 84,665	1.0	\$ 86,957	1.0	2.7%
3001-DEBT SERVICE	\$ 84,681,000	-	\$ 92,505,937	-	9.2%
5501-COUNTY INSURANCE	\$ 2,308,000	-	\$ 2,343,000	-	1.5%
5502-WORKERS' COMPENSATION INS	\$ 885,000	-	\$ 885,000	-	0.0%
5504-UNEMPLOYMENT INSURANCE	\$ 250,000	-	\$ 250,000	-	0.0%
5505-EMPLOYEE INSURANCE	\$ 41,249,591	2.0	\$ 45,084,566	2.0	9.3%
5990-ANIMAL SAFETY	\$ 1,545,943	16.0	\$ 2,175,404	19.0	↑ 40.7%
6050-JUDICIAL DISTRICT	\$ 6,506,122	95.0	\$ 6,963,537	97.0	↑ 7.0%
6051-DP-SC MENTALLY IMPAIRED	\$ 133,362	2.0	\$ 141,894	2.0	6.4%
6053-CCP-COMM CORRECTIONS FAC	\$ 274,774	4.0	\$ 306,691	4.0	11.6%
6055-DP-SC SEX OFFENDER	\$ 128,289	2.0	\$ 142,259	2.0	10.9%
6058-DP-SC SUBSTANCE ABUSE	\$ 376,498	5.0	\$ 394,255	5.0	4.7%
6059-PERSONAL BOND/SURETY PROGRAM	\$ 328,867	6.0	\$ 364,931	6.0	11.0%
6800-CPS BOARD	\$ 46,330	-	\$ 46,330	-	0.0%
	\$ 155,028,277	257.5	\$ 170,176,619	256.5	↓ 9.8%
Total	\$ 434,783,927	1,963.5	\$ 470,260,400	2,034.5	↑ 8.2%

Policies



FINANCIAL POLICIES

A high level overview of Collin County's financial and budgetary policies are compiled below. These policies set the framework for the overall fiscal management of the County and guide decisions of Commissioners' Court and the Budget Office.

Budgetary Control Policy

- Sets budget control at the category level. Budget may exceed the line item level as long as the total budget within the category is not exceeded.
- Purchasing Agent is not authorized to make purchases that exceed budgeted funds without approval from Budget Director and Commissioners Court.
- Budget Director is authorized to amend the budget as needed for amounts under \$5,000.
- Budget Director will review carryforwards requested for major projects that will not be completed in the current fiscal year.

Fund Balance Policy

- Establishes operating and reporting guidelines for fund balances of Collin County.
- Presents fund balances in five classifications based on the constraints governing how those balances can be spent.
- Sets a minimum goal of an unassigned fund balance that could support operating expenses for 120 days.

Investment Policy

Establishes guidelines for:

- Who can invest County funds.
- How County funds will be invested.
- When and how periodic reviews of investments will be made.

Compliance

Yes, the adopted budget complies with this fiscal policy.

Yes, the adopted budget complies with this fiscal policy.

Yes, the adopted budget complies with this fiscal policy.

Last Revision Date

September 12, 2022

September 19, 2011

June 5, 2023

State of Texas §
Collin County §
Commissioners Court §

Court Order
2022-877-09-12

An order of the Collin County Commissioners Court amending a policy.

The Collin County Commissioners Court hereby approves the amended Budget Control Policy to include authority for a non-court budget amendment to cover bullet proof vests for new employees if department has zero funds in uniform line item, as detailed in the attached documentation.

A motion was made, seconded, and carried by a majority of the court members in attendance during a regular session on Monday, September 12, 2022.



Chris Hill, County Judge



Susan Fletcher, Commissioner, Pct 1



Cheryl Williams, Commissioner, Pct 2



Darrell Hale, Commissioner, Pct 3



Duncan Webb, Commissioner, Pct 4



ATTEST: Stacey Kemp, County Clerk

Collin County Budgetary Control Policy

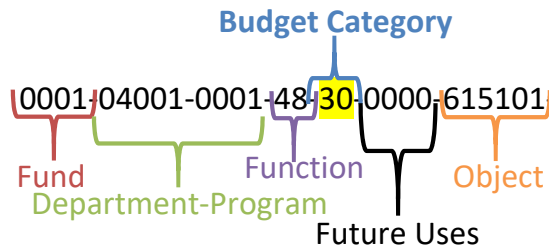
This Budgetary Control Policy is to remain in effect until changed or otherwise repealed by Commissioners Court.

1. Fiscal Year

The County's fiscal year covers a twelve-month period beginning October 1st through September 30th.

2. Line Item Structure

The expenditure line item/account number is structured as follows:



3. Budget Categories

Budgets are used and controlled at the Budget Category level within the Fund and Department-Program. The major budget categories that are used for departments are as follows:

- Salary & Benefits (10) is an expenditure category that includes all personnel related costs such as salaries, social security and Medicare, retirement, group health insurance, group life insurance, disability premiums and tuition reimbursement.
- Training & Travel (20) is an expenditure category that includes all expenses related to training and travel made by an employee for county purposes.
- Maintenance & Operations (30) is an expenditure category that includes all payments for commodities and low value assets. Examples of line items in this group include office supplies, small tools, software, and uniforms.
- Capital Outlay (40) is an expenditure category utilized for the acquisition of fixed assets, which have a value of \$5,000 or more and have a useful economic lifetime of more than one year. Capital Outlay (other than capital project funds and grants) are restricted at the Line Item level and the Project Code level. Neither the Line Item Level budget nor the Project Code budget may be exceeded. Transferring funds between Project Codes requires prior Commissioners Court approval. The agenda item must be entered in E-Agenda first and then the Agenda item number and Commissioners Court date are to be listed in the Reference 1 & 2 section of the Journal Details of the budget amendment in Munis.

Other Budget Categories exist for accounting/budget purposes but are not generally available for departmental use.

Budget Control levels vary by Budget Category or Project Code depending on the characteristics of the line items. The Budget Control level for each Budget Category is structured as follows:

<u>Category</u>	<u>Budget Control Level</u>
Salaries and Benefits (10)	Category Level
Training and Travel (20)	Category Level
Maintenance and Operations (30)	Category Level
Capital Outlay (40)	Line Item Level and Project Code Level

When Budget Control is provided at the Category Level, transactions are allowed as long as the aggregate total transactions of all line items within the Category does not exceed the aggregate total of all Line Item budgets within that Category. A budget may be exceeded at the Line Item Level as long as the total budget within the Category is not exceeded.

4. Training and Travel Expenditures

Elected Officials and Department Directors are not authorized to exceed Training & Travel funding without prior approval from the Commissioners Court and Court approved budget amendment.

Prior to attending any function that would be classified as a Training & Travel expense, a County employee shall submit an estimate of the entire cost of attendance. The estimate should be submitted and released into workflow using Munis Expense Claims. Failure to submit an estimate of costs prior to attendance may result in loss of Elected Official/Department Head's personal funds and will require approval by Commissioners Court before a claim for any reimbursement can be paid.

5. Permanent Improvement Fund Budget

Permanent Improvement Fund (fund number 0499) projects are restricted at the Project Level and/or Category Level. The Permanent Improvement Fund requires an annual budget that must follow the same annual budgeting process and procedures as other funds.

6. Capital Project Fund Budgeting

Capital project funds (fund numbers 4001 through 4599) are projects included in the sale of bonds or tax notes. These funds require a different type of budgetary control because the budget is based on project life and not on a fiscal year. The Budget Control Level is at the Line Item level within each Project Code.

7. Grant Fund Budgets

Grant funds (fund numbers 2000 through 2999) require different budget control processes and procedures due to their unique nature. Grants often require budgets to be controlled by different fiscal years other than the County's fiscal year. A Project Code is established for each grant budget category, and the budget control is provided at the Project Level. Initial grant budgets and increases to the total grant budget should be reviewed by the Auditor's Office and approved by Commissioners Court; however, shifting budgeted funds between budget categories is allowed with the Auditor's Office approval and a notification to Commissioners Court, so long as it does not increase the overall approved total grant budget.

8. CSCD Budgets

CSCD budgets are on a different fiscal year than the County's fiscal year, and are controlled with different budget categories than the County. The budgets are controlled at a Project Code level similar to grant funds. Movement between budget categories must follow state rules and guidelines, and require Auditor's Office approval. CSCD budgets do not require Commissioners Court approval or notification.

9. Juvenile Probation Budgets

State funds provided to Juvenile Probation are controlled on a different fiscal year than the County and have different budget categories than the County. The Juvenile Probation budgets are controlled at a Project Code level similar to grant funds. Movement between budget categories must follow state guidelines, require Auditor's Office, and/or the Collin County Juvenile Board approval. Juvenile Probation budgets do not require Commissioners Court approval or notification.

County funds provided to Juvenile Probation budgets are controlled at the Budget Category level. Movement between budget categories requires the approval of the Collin County Juvenile Board, and does not require Commissioners Court approval or notification.

8. Purchases

The Purchasing Agent is not authorized to allow any purchases that exceed budgeted funds without first getting the approval from the Director of Budget and Finance and then approval from the County Judge and Commissioners Court along with a proposed budget amendment. The County Auditor may allow budget overrides if the cause of the budget overrun will be cleared by an eminent accounting transaction, budget amendment, or future grant funding. All Purchasing policies and procedures must be followed once funding is approved.

Any requisition submitted by a department charged against an improper account number will be returned to the department for correction. The Purchasing Agent and/or the County Auditor will not change any account number on a requisition without first consulting with the Elected Official/Department Director concerned.

A purchase requisition shall not be submitted by any department without available funds within the Budget Category Level and/or Project Code. Such requisition will remain in created status if funds are not available.

10. Budget Amendments

In accordance with Texas Local Government Code 111.070(c) and County policy, the Director of Budget and Finance is authorized to amend the budget as needed for amounts under \$5,000. In addition, the Director of Budget and Finance is authorized to amend the budget as need for appropriated Line Items over \$5,000 if

- a. The amendment is within Capital Project Funds and
 - i. The budget amendment will not increase or decrease the overall project budget, and
 - ii. The budget amendment will not increase or decrease any fund balance; or

- b. The amendment is for the same account number/object within departments under the same Department Head/Elected Official.

The Director of Budget and Finance may require any budget amendment be approved by Commissioners Court.

All budget amendments will be entered into Munis by the Department requesting the amendment with the exception of Grants, Capital Projects, or if otherwise instructed by the Director of Budget and Finance. Budget amendments entered by the Department will be held pending the requisite approval. The amendments will be released into a workflow process for Department approval and Budget Department approval. Workflow will continue to the Auditor's Office for approval and posting in the general ledger. Munis User Guides are provided on mycc and include the procedure for budget transfers/amendments. Relevant supporting backup (i.e. Vendor quotes, memos, emails, etc.) must be attached to the budget amendments in Munis as well as an explanation in the notes of why the amendment is necessary. If a budget amendment will require Commissioners Court approval, the Agenda item must be entered in E-Agenda first and then the agenda item number and Commissioners Court date are to be listed in the Reference 1 & 2 section of the journal details of the budget amendment in Munis.

Budget amendments moving funds to/from the Salary & Benefits Category or to the Travel and Training Category are not allowed without approval by Commissioners Court.

11. Deficit Budget Balance

Any Elected Official/Department Director whose budget category ends in a deficit amount may lose funds in the following fiscal year equal to the deficit amount after evaluation by Commissioners Court.

12. Annual Carryover of Budgeted Funds

Carryforward requests shall be submitted, with justification, to the Director of Budget and Finance in the annual budget packet or no later than August 31st. Carryforward requests are for major projects that will not be completed in the current fiscal year. Items budgeted in recurring line items such as education and conference, dues & subscriptions, office supplies, etc. are not eligible for carryforward.

Each request will be reviewed by the Director of Budget and Finance. Requests for carryover funds that are not encumbered via a purchase order to a specified vendor prior to August 31st shall be subject to rejection upon review by the Director of Budget and Finance.

13. Repair & Replacement of Unbudgeted Items

The Director of Budget and Finance is authorized to purchase capital or non-capital replacement items if such item is broken and funds are available in the capital replacement accounts.

Items that are broken must be reported within 30 days of the breakage utilizing the Repair/Replace Form and emailed to Purchasing and the Budget Department email box. Technology equipment must be reported within 30 of the breakage to the IT Department.

Items deemed necessary for replacement will only be replaced with like items and/or current county standard. Requests for upgrades are only allowed during the annual budget process.

Items that are under warranty will only be considered if the repair/replacement is outside the scope or coverage is denied by the warranty.

Items that were purchased using grant funds must first be checked for grant coverage before they will be considered.

Once replacement items are received the old items must be removed from the department and surplus for sale at auction or disposal. No items are to be kept by a department once replaced.

Items are not eligible for repair or replacement if they:

- Have an expiration or life expectancy date
- Are in need of replacement due to normal wear and tear
- Are in need of replacement due to age
- Are consumables and/or can be purchased utilizing a supply account number
- Can be planned for and are not submitted for consideration during the annual budget process
- Previously budgeted in a recurring account number within the requesting department's budget
- Are utilized in calculations to bill to outside entities
- Is repairable at reasonable cost

Items eligible for consideration for repair or replacement are:

- Items that are no longer compatible with other systems in use by the County. These items cannot be end-of-life, have an expiration date or life expectancy date. For example: Items no longer compatible when refreshed computer is delivered.
- Items that have broken after the annual budget process and are not included in the above ineligible list

Bullet Proof Vest replacement for turnover:

Bullet Proof Vests that need to be purchased outside the budget process for new employees due to turnover should be requisitioned from the department's uniforms line item budget. If funding is not sufficient in the uniforms line item, the Department should contact the Budget Office in writing to request a Budget Adjustment. The Budget Director can authorize a non-court Budget Adjustment for the Uniform Object for this purpose."

Any repair or replacement of items that do not meet the criteria stated above may be submitted to Commissioners Court for approval of exemption to this policy.

THE STATE OF TEXAS

COUNTY OF COLLIN

Subject: Policy, Fund Balance – Auditor

On **September 19, 2011**, the Commissioners Court of Collin County, Texas, met in **regular session** with the following members present and participating, to wit:

Keith Self
Matt Shaheen
Cheryl Williams
Joe Jaynes
Duncan Webb

County Judge, Presiding
Commissioner, Precinct 1
Commissioner, Precinct 2
Commissioner, Precinct 3
Commissioner, Precinct 4

During such session the court considered a request for approval to adopt the Fund Balance Policy.

Thereupon, a motion was made, seconded and carried with a majority vote of the court for approval to adopt the Fund Balance Policy. Same is hereby approved in accordance with the attached documentation.



Keith Self, County Judge

Matt Shaheen, Commis Pct 1

Cheryl Williams, Commissioner, Pct. 2

Joe Jaynes, Commissioner, Pct. 3

Duncan Webb, Commissioner, Pct. 4

ATTEST:

Stacey Kemp, Ex-Officio Clerk
Commissioners Court
Collin County, T E X A S

Collin County, Texas

Fund Balance Policy

Purpose: The purpose of this policy is to establish operating and reporting guidelines for the fund balances of the governmental funds of Collin County, Texas.

Fund Balance Classification: The county governmental-fund financial statements will present fund balances classified in a hierarchy based on the strength of the constraints governing how those balances can be spent. These classifications are listed below in descending order of restrictiveness:

- **Nonspendable:** This classification includes amounts that cannot be spent because they: (a) are not in spendable form (e.g., inventories and prepaid items); (b) are not expected to be converted into cash within the current period or at all (e.g., long-term receivables); or (c) are legally or contractually required to be maintained intact (e.g., the non-spendable corpus of an endowment).
- **Restricted:** This classification includes amounts subject to usage constraints that have either been: (a) externally imposed by creditors (e.g., through a debt covenant), grantors, contributors, or laws or regulations of other governments; or (b) imposed by law through constitutional provisions or enabling legislation.
- **Committed:** This classification includes amounts that are constrained to use for specific purposes pursuant to formal action of Commissioners Court.¹ These amounts cannot be used for other purposes unless the Court removes or changes the constraints via the same type of action used to initially commit them.
- **Assigned:** This classification includes amounts intended by the county for use for a specific purpose but which do not qualify for classification as either restricted or committed. The intent can be expressed by Commissioners Court or by a combination of the County Auditor and the Budget Officer.²
- **Unassigned:** This classification applies to the residual fund balance of the General Fund and to any deficit fund balances of other governmental funds.

Order of Spending: Where appropriate, Collin County will typically use restricted, committed, and/or assigned fund balances, in that order, prior to using unassigned resources, but it reserves the right to deviate from this general strategy.

Minimum Fund Balance: Collin County generally aims to maintain a minimum unassigned fund balance of 120 operating days at fiscal year-end of each year in the General Fund. This should provide sufficient funding to operate the county during the first quarter since most property taxes are not collected until the second quarter of each year.

1. A commitment of fund balance requires formal action as to purpose but not as to amount; the latter may be determined and ratified by the Court at a later date. This is often important near year-end, when a purpose or need is known but a cost is not.

2. An assignment of fund balance implies an intent of Commissioners Court, but operationally, the ability to implement the intent may be delegated to one or more persons.

State of Texas §
Collin County §
Commissioners Court §

Court Order
2023-466-06-05

An order of the Collin County Commissioners Court adopting a policy.

The Collin County Commissioners Court hereby approves the adoption of the 2023 Investment Policy, as detailed in the attached documentation.

A motion was made, seconded, and carried by a majority of the court members in attendance during a regular session on Monday, June 5, 2023.

Not Present

Chris Hill, County Judge

Susan Fletcher, Commissioner, Pct 1

Cheryl Williams, Commissioner, Pct 2



Darrell Hale, Commissioner, Pct 3

Duncan Webb, Commissioner, Pct 4

ATTEST: Stacey Kemp, County Clerk

COLLIN COUNTY Investment Policy

Fiscal Year 2023

I. Investment Authority and Scope of Policy

Introduction

This policy serves to satisfy the statutory requirements of Texas Local Government Code (LGC) Section 116.112 **Investment of Funds**, and Government Code (GC) Chapter 2256 **Public Funds Investment** (PFIA) to define and adopt a formal investment policy. This policy will be reviewed and adopted by order annually according to *GC Section 2256.005(e)*.

Scope

This policy applies to all financial assets of all funds of the County of Collin, Texas, the Collin County Housing Finance Corporation, The Collin County Toll Road Authority, and the Collin County Health Care Foundation, unless expressly prohibited by law. Idle funds required to be kept in a non-interest bearing account by agreement with Commissioners Court are not subject to investment.

This policy establishes guidelines for: 1) who can invest County funds, 2) how County funds will be invested, and 3) when and how periodic reviews of investments will be made. In addition to the requirements of this policy, bond funds (as defined by the Internal Revenue Service) shall be managed in accordance with their issuing documentation and all applicable state and federal law.

Investment Strategies

As permitted by *GC Chapter 2256*, the County has established three pooled investment funds groups: 1) the Operating Pooled Investment Funds Group, 2) the Non-Operating Pooled Investment Funds Group and 3) the Capital Projects Pooled Investment Funds Group. "Pooled fund group" means an internally created fund of an investing entity in which one or more institutional accounts of the investing entity are invested. *GC Section 2256.002(9)*. In accordance with the Public Funds Investment Act, *GC Section 2256.005(d)(1-6)*, a separate written investment strategy has been developed for each of the pooled funds groups under Collin County's control. Each investment strategy describes the investment objectives for the particular fund or groups of funds using the following priorities of importance:

1. Understanding of the suitability of the investment to the financial requirements of the entity
2. Preservation and safety of principal
3. Liquidity
4. Marketability of the investment if the need arises to liquidate the investment before maturity
5. Diversification of the investment portfolio
6. Yield

II. Investment Objectives

General Statement

Funds of the County will be invested in accordance with federal and state law and this investment policy. The County will invest according to investment strategies for each pooled investment funds group as they are adopted by order of the Commissioners Court in accordance with *GC Section 2256.005(d)(1-6)*.

Safety of Principal and Maintenance of Adequate Liquidity

GC Section 2256.005(b)(2)

Collin County is concerned about the return of its principal. Therefore, safety of principal is the primary objective in any investment transaction.

The County's investment portfolio is structured in conformance with an asset/liability management plan, which provides liquidity necessary to pay obligations as they become due.

Diversification

GC Section 2256.005(b)(3)

It is the policy of Collin County to diversify its portfolio to reduce the risk of loss resulting from over concentration of assets in a specific maturity, a specific issuer, or a specific class of investments. Investments of the County shall always be selected that provide for stability of income and reasonable liquidity.

Yield

GC Section 2256.005(b)(3)

In accordance with Government Code and PFIA, it is the County's goal to earn the maximum rate of return allowed on its investments within the policy imposed by safety and liquidity objectives, investment strategies for each pooled funds group, and state and federal law governing investment of public funds.

Maturity

GC Section 2256.005(b)(3)

Portfolio maturities will be structured primarily to meet the obligations of the County, and subsequently to achieve or obtain the highest return. When the County has funds that exceed current year obligations, maturity restraints will be imposed based upon the investment strategy for the non-operating investment pooled funds group. The maximum allowable stated maturity of any individual investment owned by the County in the non-operating pooled investment funds group is five years from settlement date, with the exception of Mortgage Backed Securities (MBS), which shall not have a stated final maturity date of greater than 10 years

County Investment Officer's Responsibility and Controls

In accordance with *GC Section 2256.005(f)*, the Commissioners Court shall designate, by resolution, the County Auditor and Budget Director as investment officers to be jointly responsible for the investment of its funds as defined in this investment policy. Persons designated by the Commissioners Court to be responsible for investments must demonstrate quality and capability of investment management, and shall exercise the judgement and care that a prudent person would exercise in the management of the person's own affairs. The governing body of the County retains ultimate responsibility as fiduciaries of the assets of the County.

To meet the daily operational needs of the County, the County Auditor shall deposit, withdraw or transfer County funds in/out of its investment pool, money market mutual fund, insured cash sweep, or depository institution accounts. Written documentation of these inter-County account transactions shall be provided to the Commissioners Court, County Auditor, and County Budget Director.

Any County investment purchase that is not required to meet daily operational needs must be approved by two investment officers prior to settlement. An exception may be made when seeking to purchase bond securities in a volatile market, where a quick turnaround time is critical to secure an offer, and/or the quantity of shares is limited.

Unless authorized by law, a person may not deposit, withdraw, transfer, or manage in any other manner the funds of the County.

Investment Committee

The Investment Officers, together with two members of Commissioners Court, shall be members of the Investment Committee. The Investment Committee shall review the investment portfolio's status and performance, advise appropriate portfolio adjustments, monitor compliance with the Investment Policy and Investment Strategy Statement, and perform other investment related duties as necessary.

Training Requirements

The investment officers and members of the Investment Committee shall:

- attend at least one investment training session containing at least 10 hours of instruction within 12 months after taking office or assuming duties,
- and attend at least one investment training session to receive at least 10 hours of investment training at least once in a two-year period that begins on October 1st and consists of the two consecutive years after that date.

All investment training sources must be approved by the Texas Association of Counties-County Investment Academy. Training must include education in investment controls, security risks, strategy risks, market risks, diversification of investment portfolio, and compliance with the *Section 2256.008(c) of the Texas Government Code*.

Investment training shall be paid out of the Non-Departmental budget for members of the Investment Committee and one assistant County Auditor.

Investment Officer Disclosure

If an investment officer has a personal business relationship with an entity, or is related within the second degree by affinity or consanguinity to an individual seeking to sell an investment to the County, the investment officer must file a statement disclosing that personal business interest, or relationship, with the Texas Ethics Commission and the Commissioners Court in accordance with *GC Section 2256.005(i)*.

III. Investment Policies

Authorized Investments

No investment shall be allowable for purchase unless authorized as part of The County Investment Policy adopted by Commissioners Court.

The Collin County Investment Officers shall use any or all of the following authorized investment instruments consistent with governing law under *GC Section 2256.009(a)* and the County's investment objectives:

1. Obligations, including letters of credit, of the United States or its agencies and instrumentalities;
2. Direct obligations of this state or its agencies and instrumentalities;
3. Collateralized mortgage obligations directly issued by a federal agency or instrumentality of the United States, the underlying security for which is guaranteed by an agency or instrumentality of the United States;
4. Other obligations, the principal and interest of which are unconditionally guaranteed or insured by, or backed by the full faith and credit of this state or the United States or their respective agencies and instrumentalities, including obligations that are fully guaranteed or insured by the Federal Deposit Insurance Corporation or by the explicit full faith and credit of the United States;
5. Obligations of states, agencies, counties, cities, and other political subdivisions of any state rated as to investment quality by a nationally recognized investment rating firm not less than A or its equivalent;

6. Certificates of deposit issued by a state or national bank, a savings and loan association domiciled in this state, or a state or federal credit union domiciled in this state and is:
 - a. Guaranteed or insured by the Federal Deposit Insurance Corporation or its successor or the National Credit Union Share Insurance Fund or its successor;
 - b. Secured by obligations that are described by *Section 2256.009(a)*, including mortgage backed securities directly issued by a federal agency or instrumentality that have a market value of not less than the principal amount of the certificates, but excluding those mortgage backed securities of the nature described by *section 2256.009(b)*; or
 - c. Secured in any other manner and amount provided by law for deposits of the investing entity; and
 - d. Solicited by bid or offer orally, in writing, electronically, or any combination of methods outlined under *GC Section 2256.005(c)(1-4)*;
7. Commercial Paper is an authorized investment under *GC 2256.013* if the commercial paper:
 - a. has a stated maturity of 365 days or fewer from the date of its issuance; and
 - b. is rated not less than A-1 or p-1 or an equivalent rating by at least:
 - i. two nationally recognized credit rating agencies; or
 - ii. one nationally recognized credit rating agency and is fully secured by an irrevocable letter of credit issued by a bank organized and existing under the laws of the United States or any state.
8. Money market mutual funds registered with and regulated by the Securities and Exchange Commission and fully conforming with *GC Sections 2256.014* and *2256.016(b) and (c)* relating to the eligibility of investment pools to receive and invest funds of investing entities;
9. Investment pools, as discussed in the Public Funds Investment Act, *GC Section 2256.016-2256.019*, are eligible if the Commissioners Court, by order, authorizes investment in the particular pool. An investment pool shall invest the funds it receives from entities in authorized investments permitted by *GC 2256.016*. An investment pool may invest its funds in money market mutual funds to the extent permitted by and consistent with *GC 2256.016* and the investment policies and objectives adopted by the investment pool. The County, by contract, may delegate to an investment pool the authority to hold legal title as custodian of investments purchased with its local funds; and
10. Bonds issued, assumed, or guaranteed by the State of Israel.

The County expressly allows money market mutual funds and eligible investment pools authorized by the Commissioners Court to invest to the full extent permissible within the Public Funds Investment Act.

Investment of Bond Proceeds and Pledged Revenue

GC Section 2256.0208

(a) In this section, "pledged revenue" means money pledged to the payment of or as security for:

- (1) Bonds or other indebtedness issued by a local government;
- (2) Obligations under a lease, installment sale, or other agreement of a local government; or

- (3) Certificates of participation in a debt or obligation described by Subdivision (1) or (2).
- (b) The investment officer of a local government may invest bond proceeds or pledged revenue only to the extent permitted by this chapter, in accordance with:
- (1) Statutory provisions governing the debt issuance or the agreement, as applicable; and
 - (2) The local government's investment policy regarding the debt issuance or the agreement, as applicable.

Prohibited

As outlined under *GC Section 2256.009*, the Collin County Investment Officers have no authority to use any of the following investment instruments, which are strictly prohibited:

1. Obligations whose payment represents the coupon payments on the outstanding principal balance of the underlying mortgage-backed security collateral and pays no principal;
2. Obligations whose payment represents the principal stream of cash flow from the underlying mortgage-backed security collateral and bears no interest;
3. Collateralized mortgage obligations that have a stated final maturity date of greater than 10 years;
4. Collateralized mortgage obligations the interest rate of which is determined by an index that adjusts opposite to the changes in a market index; and
5. Repurchase agreements even though they are allowable within limits by *GC 2256.011(a)(1-4)*.

IV. Investment Responsibility and Control

Investment Advisors and Providers

The Collin County Investment Officers shall invest County funds consistent with federal and state law, the County's Investment Policy, and the current depository bank contract with any or all of the following institutions or groups:

1. Depository bank;
2. Other state bank, national bank, savings and loan association, or a state or federal credit union domiciled in Texas insured in full by either Federal Savings and Loan Insurance Corporation or Federal Deposit Insurance Corporation;
3. Public Funds Investment Act Pools passage of a resolution by the Commissioners Court, as well as the required inter-local agreement;
4. Government securities brokers and dealers approved by Commissioners Court;
5. Money Market mutual funds reviewed and recommended by the Investment Committee and approved by the Commissioners Court; Money Market mutual funds reviewed and recommended by the Investment Committee and approved by the Commissioners Court.

Qualifications of Approval of Brokers/Dealers

Investment advisors and investment providers shall adhere to the spirit, philosophy and specific terms of this policy and shall invest within the same “Standard of Care” whereby the primary objective is the preservation and safety of principal.

In accordance with *GC Section 2256.005(k)*, a written copy of this investment policy shall be presented to any person seeking to sell to the County an authorized investment, including investment pools and money market mutual funds. The registered principal of the business organization seeking to sell an authorized investment to the County shall execute a written instrument substantially to the effect that the registered principal has:

1. Received, reviewed, and agreed to adhere to the investment policy of the County;
2. Acknowledged that the business organization has implemented reasonable procedures and controls in an effort to preclude investment transactions conducted between the County and the organization that are not authorized by the County’s investment policy;
3. Provided audited financial statements;
4. Provided proof of National Association of Securities Dealers (NASD) Certification;
5. Provided proof of state registration; and
6. Completed Broker/Dealer Request for Information.

Selected Investment Advisors and Investment Brokers/Dealers shall provide timely transaction confirmations and monthly activity reports.

The investment officers may not buy any securities from a person who has not delivered to the County an instrument substantially in the form provided above according to *GC Section 2256.005(k-l)*.

Approval Process of Broker/Dealer

Upon meeting the requirements established under *GC Section 2256.005(k)*, which includes the execution of a written instrument as described above, any person offering to engage in an investment transaction with the County may present a written request to the Investment Committee. The Investment Committee shall review the request and if appropriate present the request to Commissioner’s Court for approval. As specified under *GC Section 2256.025*, the designated Investment Committee shall present annually a list of qualified investment brokers/dealers to the Commissioners Court for review, revisions, and approval. Once the list of qualified brokers/dealers has been adopted, only those named brokers/dealers shall be approved and qualified to engage in investment transactions with the County.

Standards of Operation

The County Investment Officers shall develop and maintain written administrative procedures for the operation of the investment program, which shall be consistent with this investment policy.

Delivery vs. Payment

GC Section 2256.005(b)(4)(E)

All investments except PFIA/LGIP investment pools, money market accounts, or operating investments, shall be purchased using the "Delivery vs. Payment" (DVP) method through the Federal Reserve System. By so doing, County funds are not released until the County has received the securities purchased through the Federal Reserve wire.

When competitive offers are sought, the County will send a Request for Offer form to at least three approved and qualified broker/dealers. If a specific maturity date is required, offers will be requested for instruments that meet those purposes. The County will accept the offer that is determined to provide the highest rate of return within the maturity required. Offers will not be accepted that do not meet the specified criteria in the request for offers, or where the deadline specified on the request for offers is not met. Competitive offers are not required to purchase PFIA/LGIP investments, or money market account investments.

For those situations where market conditions may dictate a change in the offer process noted above, the County may accumulate at least three unsolicited offers of investments for consideration to purchase. The investments considered must be comparable in structure, term, maturity, and rate. Furthermore, the offers accumulated must be no older than 5 business days prior to the date of purchase notification.

Offers may be solicited in any manner provided by law, including e-mail. All offers must be from brokers/dealers previously approved and qualified by Commissioners Court. All offers received and considered which lead to an acceptance of the offer must be documented and filed for auditing purposes.

Audit Controls

The Investment Officers shall prepare investment processes and forms to establish accounting and audit controls. The Commissioners Court will have an annual financial audit of all county funds by an independent auditing firm, as well as an annual compliance audit of management controls on investments and adherence to the County's established investment policies in accordance with *GC Section 2256.005(m)*.

Standard of Care

In accordance with *GC Section 2256.006*, investments shall be made with the judgment and care, under prevailing circumstances, that a person of prudence, discretion, and intelligence would exercise in the management of a person's own affairs, not for speculation, but for investment, considering the probable safety of capital and the probable income to be derived. Investment of funds shall be governed by the following investment objectives, in order of priority:

1. Understanding of the suitability of the investment to the financial requirements of the entity;
2. Preservation and safety of principal;
3. Liquidity;
4. Marketability of the investment if the need arises to liquidate the investment before maturity;

5. Diversification of the investment portfolio; and
6. Yield.

In determining whether an Investment Officer has exercised prudence with respect to an investment decision, the determination shall be made by taking into consideration:

- The investment of all funds, or funds under the County's control, over which the Investment Officer had responsibility rather than a consideration as to the prudence of a single investment; and
- Whether the investment decision was consistent with this written investment policy of the County.

V. Investment Reporting and Performance Evaluation

In accordance with *GC Section 2256.023*, not less than quarterly, the Investment Officers shall prepare and submit to the Commissioners Court a written report of investment transactions for all funds for the preceding reporting period, within a reasonable time after the end of the period. The report must:

1. Describe in detail the investment position of the County on the date of the report;
2. Be prepared jointly by all Investment Officers;
3. Be signed by each Investment Officer;
4. Contain a summary statement of each pooled investment funds group that states:
 - a. Beginning market value for the reporting period;
 - b. Ending market value for the period; and
 - c. Fully accrued interest for the period
5. State the book value and market value of each separately invested asset at the end of the reporting period by the type of asset and fund type invested;
6. State the maturity date of each separately invested asset that has a maturity date;
7. State the account, fund or pooled group fund in the state agency or local government for which each individual investment was acquired;
8. State that compliance of the investment portfolio of the County complies with:
 - a. The County's investment policy;
 - b. Relevant provisions of *GC Chapter 2256*; and
 - c. Changes in ratings by Standard & Poor's or Moody's of investments owned at the end of the reported quarter (*GC Section 2256.005b*); and
9. The County shall seek a third party independent pricing source to determine the value of the County's investment portfolio.

Significant Investment Changes

It shall be the duty of the Investment Officers to notify the Investment Committee of any significant changes in current investment methods and procedures prior to their implementation, regardless of whether they are authorized by the policy or not.

The County is not required to liquidate investments that were authorized investments at the time of purchase according to *GC Section 2256.017*. However, Investment Officers shall take all prudent measures that are consistent with this investment policy to liquidate an investment that does not have the minimum rating *GC Section 2256.021*.

VI. Investment Collateral and Safekeeping

Collateral or Insurance

The Investment Officers shall ensure that all County funds, which includes all uninsured collected balances, plus accrued interest, are fully collateralized, or insured, in a manner consistent with this investment policy and with federal and state law; and that current bank depository contracts hold one or more of the following:

1. FDIC insurance coverage;
2. Obligations of the United States or its agencies and instrumentalities; and/or
3. Allowance under *GC Chapter 2257* Collateral for Public Funds.

Collateral may also be pledged with the use of an Irrevocable Standby Letter of Credit issued by the Federal Home Loan Bank.

Valuation of collateral shall be based on the current fair market value as reported by the issuer. To be considered fully collateralized, 105 percent of fair market value must be equal to or greater than the collected balances including accrued interest.

Any release of collateral shall be approved by The County in writing before any holdings are redeemed, sold or released.

Safekeeping

All purchased securities, as well as pledged securities by the depository bank, shall be held in a safekeeping account subject to the control and custody of the County, specifically in a third party financial institution with the Federal Reserve Bank or the Federal Home Loan Bank of Dallas.

Securities and collateral designated by the entity, and held in the entity's name shall be evidenced by safekeeping receipts and/or reports of the institution with which the securities are deposited.

All certificates of deposit purchased outside the depository bank shall be held in safekeeping, by the issuer, in a County account; and all investments must be fully collateralized at 102 percent of fair market value.

VII. Investment Strategy by Pooled Investment Funds Group

Operating Pooled Investment Funds Group

The objective of the Operating Pooled Investment Funds Group is to maximize earnings on short term idle cash (needed to meet obligations in less than one year) while preserving the safety of the principal invested above all else. Liquidity must be maintained to ensure adequate access to meet operating and payroll requirements. Investments of this Pooled Funds Group shall not exceed a maturity of greater than one (1) year and must maintain a weighted average maturity of not more than 90 days. This Group shall invest in the types of investments authorized under this Investment Policy to maximize earnings with emphasis on safety of principal and liquidity. Any County fund may participate in the short term Pooled Funds Group.


Non-Operating Pooled Investment Funds Group


The objective of the Non-Operating Pooled Investment Funds Group is to maximize earnings on longer-term investments. The stated maturity of any investment within the Non-Operating Pooled Funds Group may not exceed five years (60 months), with 48 months as the maximum dollar-weighted average maturity allowed, unless the investment type is a mortgage-backed security. Mortgage-Backed Securities are only authorized if the stated final maturity date is less than or equal to 10 years. Non-Operating Investments shall follow a laddering strategy of maturities while taking into account changing market conditions. The strategy shall achieve the following: 1) match cash flows with the demand for cash; 2) manage the flow of money, ensuring a steady stream of cash flows throughout the year; and 3) reduce the risks of changing markets. Above all else, the safety of the principal shall be maintained. This Group shall invest in the types of investments authorized under this Investment Policy to maximize earnings with emphasis on safety of principal. Only County funds with idle cash not required to meet obligations within one year may participate in this Pooled Funds Group.

Capital Projects Pooled Investment Funds Group

The objective of the Capital Projects Pooled Investment Funds Group is to maximize earnings on 1) idle cash (cash that is not needed in the short term); and 2) cash required to meet obligations to fund capital projects. Above all else, the safety of the principal shall be maintained. The maturity of any investment by the Capital Projects Funds Group may not exceed (3) three years, with 24 months as the maximum dollar-weighted average maturity allowed. Any investment with its maturity exceeding one year must be scrutinized to ensure that liquidity of funds meet all obligations for payments of capital projects. This Group shall invest in the types of investments authorized under this Investment Policy to maximize earnings with emphasis on safety of principal and timing of liquidity. Only capital projects funds, primarily funded with debt proceeds, may participate in this fund group. Mortgage-Backed Securities Investments are not allowable under this Pooled Funds Group.

Court Orders



 THE BATDRONE



 THE BATDRONE

State of Texas	§	Court Order
Collin County	§	2023-839-09-11
Commissioners Court	§	

An order of the Collin County Commissioners Court approving the fiscal year 2024 budget.

In accordance with Texas Property Code section 26.05, the Collin County Commissioners Court hereby approves the fiscal year 2024 budget. The final copy of said shall be filed in the Office of the County Clerk.

Voted "Aye": Commissioner Susan Fletcher, Commissioner Cheryl Williams, Commissioner Darrell Hale
Commissioner Duncan Webb

Voted "Nay": County Judge Chris Hill

A motion was made, seconded, and carried by a majority of the court members in attendance during a regular session on Monday, September 11, 2023.

Voted No

Chris Hill, County Judge

Susan Fletcher

Susan Fletcher, Commissioner, Pct 1

Cheryl Williams

Cheryl Williams, Commissioner, Pct 2



Darrell Hale

Darrell Hale, Commissioner, Pct 3

Duncan Webb

Duncan Webb, Commissioner, Pct 4

Stacey Kemp

ATTEST: Stacey Kemp, County Clerk

State of Texas	§	Court Order
Collin County	§	2023-835-09-11
Commissioners Court	§	

An order of the Collin County Commissioners Court approving the fiscal year 2024 maintenance and operation tax rate.

In accordance with Texas Property Code section 26.05, the Collin County Commissioners Court hereby approves the fiscal year 2024 maintenance and operation tax rate of \$0.107493 per \$100.00 of assessed valuation.

THIS TAX RATE WILL RAISE MORE TAXES FOR MAINTENANCE AND OPERATIONS THAN LAST YEAR'S TAX RATE.

A motion was made, seconded, and carried by a majority of the court members in attendance during a regular session on Monday, September 11, 2023.

Voted No

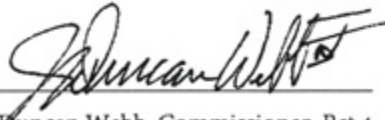
Chris Hill, County Judge


 Susan Fletcher, Commissioner, Pct 1


 Cheryl Williams, Commissioner, Pct 2




 Darrell Hale, Commissioner, Pct 3


 Duncan Webb, Commissioner, Pct 4


 ATTEST: Stacey Kemp, County Clerk

State of Texas	§	Court Order
Collin County	§	2023-836-09-11
Commissioners Court	§	

An order of the Collin County Commissioners Court approving the fiscal year 2024 debt services tax rate.

In accordance with Texas Property Code section 26.05, the Collin County Commissioners Court hereby approves the fiscal year 2024 debt services tax rate of \$0.041850 per \$100.00 of assessed valuation.

A motion was made, seconded, and carried by a majority of the court members in attendance during a regular session on Monday, September 11, 2023.

Voted No

Chris Hill, County Judge


 Susan Fletcher, Commissioner, Pct 1


 Cheryl Williams, Commissioner, Pct 2




 Darrell Hale, Commissioner, Pct 3


 Duncan Webb, Commissioner, Pct 4


 ATTEST: Stacey Kemp, County Clerk

State of Texas	§	Court Order
Collin County	§	2023-837-09-11
Commissioners Court	§	

An order of the Collin County Commissioners Court approving the fiscal year 2024 combined tax rate.

In accordance with Texas Local Government Code section 81.006, the Collin County Commissioners Court hereby approves the proposed fiscal year 2024 combined tax rate of \$0.149343 per \$100.00 of assessed valuation.

THIS TAX RATE WILL RAISE MORE TAXES FOR MAINTENANCE AND OPERATIONS THAN LAST YEAR'S TAX RATE.

THE TAX RATE WILL EFFECTIVELY BE RAISED BY 9.57 PERCENT AND WILL RAISE TAXES FOR MAINTENANCE AND OPERATIONS ON A \$100,000 HOME BY APPROXIMATELY \$-0.68.

Voted "Aye": Commissioner Susan Fletcher, Commissioner Cheryl Williams, Commissioner Darrell Hale, Commissioner Duncan Webb

Voted "Nay": Judge Chris Hill

A motion was made, seconded, and carried by a majority of the court members in attendance during a regular session on Monday, September 11, 2023.

Voted No

Chris Hill, County Judge



Susan Fletcher, Commissioner, Pct 1



Cheryl Williams, Commissioner, Pct 2





Darrell Hale, Commissioner, Pct 3



Duncan Webb, Commissioner, Pct 4



ATTEST: Stacey Kemp, County Clerk

State of Texas	\$	Court Order
Collin County	\$	2023-838-09-11
Commissioners Court	\$	

An order of the Collin County Commissioners Court approving the elected officials' compensation.

Elected Official	FY 2024
Constable Pct. 1	\$124,752.16
Constable Pct. 2	\$124,752.16
Constable Pct. 3	\$124,752.16
Constable Pct. 4	\$124,752.16
County Clerk	\$153,132.72
County Commissioner Pct. 1	\$146,324.91
County Commissioner Pct. 2	\$146,324.91
County Commissioner Pct. 3	\$146,324.91
County Commissioner Pct. 4	\$146,324.91
County Judge	\$179,141.57
District Clerk	\$153,132.72
Justice of the Peace Pct. 1	\$133,972.80
Justice of the Peace Pct. 2	\$133,972.80
Justice of the Peace Pct. 3	\$133,972.80
Justice of the Peace Pct. 4	\$133,972.80
Sheriff	\$200,363.36
Tax Assessor/Collector	\$156,280.80
199th District Judge	\$18,000.00
219th District Judge	\$18,000.00
296th District Judge	\$18,000.00
366th District Judge	\$18,000.00
380th District Judge	\$18,000.00
401st District Judge	\$18,000.00
416th District Judge	\$18,000.00
417th District Judge	\$18,000.00
429th District Judge	\$18,000.00
468th District Judge	\$18,000.00
469th District Judge	\$18,000.00
470th District Judge	\$18,000.00
471st District Judge	\$18,000.00
493 rd District Judge	\$18,000.00
494 th District Judge	\$1,500.00
County Court at Law 1 Judge	\$193,400.00
County Court at Law 2 Judge	\$185,000.00
County Court at Law 3 Judge	\$193,400.00
County Court at Law 4 Judge	\$193,400.00

INTRODUCTION

PERSONNEL

FUND SUMMARIES

DEPARTMENTS

CAPITAL IMPROVEMENT PROGRAM

STATISTICS

POLICIES

COURT ORDERS

APPENDIX

County Court at Law 5 Judge	\$157,000.00
County Court at Law 6 Judge	\$193,400.00
County Court at Law 7 Judge	\$174,712.65
Probate Judge	\$185,000.00
Longevity Supplement	\$8,400.00
Benefit Replacement Supplement	\$1,032.82
District Attorney Supplemental	\$74,018.88

NOTES:

1. All Elected Officials shall be entitled to reimbursement for actual mileage traveled while on out-of-county business trips in personal vehicles at the published IRS reimbursement rate per mile.
2. Includes all compensation authorized by Article 5139 HHH, Texas Revised Civil Statutes Annotated for membership on the Collin County Juvenile Board.
3. Due to passage of HB 2384 (86th Legislature Regular Session), the calculation basis of minimum and maximum rates of pay for certain judicial / justice positions changed. Changes to the salary provided to Collin County Court at Law and District Judges are mandatory as a result of this legislation effective as of September 1, 2019. A change to judicial longevity pay is also included in this bill.

Thereupon, a motion was made, seconded and carried with a majority vote of the court to approve the elected officials' compensation for fiscal year 2024 as referenced above, in accordance with the provisions of Vernon's Texas Codes Annotated, Local Government Code, Section 152.013.

Voted No

Chris Hill, County Judge



Susan Fletcher, Commissioner, Pct 1




Cheryl Williams, Commissioner, Pct 2



Darrell Hale, Commissioner, Pct 3



Duncan Webb, Commissioner, Pct 4



ATTEST: Stacey Kemp, County Clerk

State of Texas	§	Court Order
Collin County	§	2023-842-09-11
Commissioners Court	§	

An order of the Collin County Commissioners Court approving the restrictions on funds in compliance with Government Accounting Standards Board.

The Collin County Commissioners Court hereby approves the restrictions on funds in accordance with Government Standards Board, Statement Number 54 for fiscal year 2024.

A motion was made, seconded, and carried by a majority of the court members in attendance during a regular session on Monday, September 11, 2023.

Chris Hill, County Judge

Darrell Hale, Commissioner, Pct 3

Susan Fletcher, Commissioner, Pct 1



Duncan Webb, Commissioner, Pct 4

Cheryl Williams, Commissioner, Pct 2

ATTEST: Stacey Kemp, County Clerk

Appendix



Department Fund and Source Relationship

Department	Taxes	Fees/Charges For Service	Fines/Forfeits	Insurance/Employee Benefit	Inter/Intra Governmental	Investment Revenue	License & Permits	Other Financing Sources	Other Revenue	Reserves
Major Budgetary Funds										
0001 General Fund										
01001 County Judge - Admin	X								X	
01051 Commissioners Court Precinct 1	X									
01052 Commissioners Court Precinct 2	X									
01053 Commissioners Court Precinct 3	X									
01054 Commissioners Court Precinct 4	X									
02001 Administrative Serv - Admin	X	X								
02013 Magistrate	X									
03001 Human Resources - Admin	X									
03009 Human Resources - Shared	X								X	
03020 Risk Management - Admin	X								X	
03029 Risk Management - Shared	X									
03030 Civil Service	X									
04001 Budget - Admin	X									
04020 Support Services - Admin	X									
04029 Support Services - Shared	X									
05001 Elections - Admin	X	X			X					
06001 IT - Admin	X	X								
06019 IT - Shared	X									
06030 Records - Admin	X									
06050 GIS - Admin	X	X			X					
07001 Veteran - Admin	X									
08001 County Clerk - Admin	X	X								
08020 CCL Clerk - Admin	X	X	X		X					
08030 Treasury - Admin	X	X								
08060 Probate/Mental Clerks	X	X								
09001 ME - Admin	X	X								
10001 Non - Departmental	X									
20000 County Court - Shared	X	X			X					
20010 CCL 1 - Admin	X		X							
20020 CCL2 - Admin	X		X							
20030 CCL3 - Admin	X		X							
20040 CCL4 - Admin	X		X							
20050 CCL5 - Admin	X		X							
20060 CCL6 - Admin	X		X							

Department Fund and Source Relationship

Department	Taxes	Fees/Charges For Service	Fines/Forfeits	Insurance/Employee Benefit	Inter/Intra Governmental	Investment Revenue	License & Permits	Other Financing Sources	Other Revenue	Reserves
Major Budgetary Funds										
0001 General Fund										
20070 CCL7 - Admin	X		X							
21099 Probate - Admin	X	X								
23001 Dist Clerk - Admin	X	X	X							
23030 Jury Mgmt - Admin	X	X			X				X	
24000 JP - Shared	X	X								
24010 JP1 - Admin	X	X	X							
24020 JP 2 - Admin	X	X	X							
24030 JP 3 - Admin	X	X	X							
24040 JP 4 - Admin	X	X	X							
25000 Dist Court - Shared	X									
25199 199th DC - Admin	X									
25219 219th DC - Admin	X									
25296 296th DC - Admin	X									
25366 366th DC - Admin	X									
25380 380th DC - Admin	X									
25401 401st DC - Admin	X									
25416 416th DC - Admin	X									
25417 417th DC - Admin	X									
25429 429th DC - Admin	X									
25468 468th DC - Admin	X									
25469 469th DC - Admin	X									
25470 470th DC - Admin	X									
25471 471st DC - Admin	X									
25493 493rd DC - Admin	X									
25494 494th DC - Admin	X									
30001 Auditor - Admin	X	X								
31001 Tax A/C - Admin	X	X							X	
32001 Purchasing - Admin	X				X					
35001 DA - Admin	X	X			X				X	
40010 Facilities - Admin	X								X	
40030 Building Superintendent	X									
44001 Equip Services - Admin	X									
50001 SO - Admin	X	X			X				X	
50002 Child Abuse - Admin	X									
50003 Dispatch	X									

INTRODUCTION

PERSONNEL

FUND SUMMARIES

DEPARTMENTS

CAPITAL IMPROVEMENT PROGRAM

STATISTICS

POLICIES

COURT ORDERS

APPENDIX

Department Fund and Source Relationship

Department	Taxes	Fees/Charges For Service	Fines/Forfeits	Insurance/Employee Benefit	Inter/Intra Governmental	Investment Revenue	License & Permits	Other Financing Sources	Other Revenue	Reserves
Major Budgetary Funds										
0001 General Fund										
50030 Jail Operations - Admin	X	X			X		X		X	
50050 Minimum Security	X									
50060 SO Fusion Center	X									
50090 SO County Corr - Admin	X				X					
55010 Constable 1	X	X								
55020 Constable 2	X	X								
55030 Constable 3	X	X								
55040 Constable 4	X	X								
57001 Fire Marshal - Admin	X	X							X	
59001 Highway Patrol - Admin	X	X								
59010 Breathalyzer Program	X									
59020 Ambulance Service	X	X			X					
59050 Emergency Management	X									
60030 Sub Abuse - Admin	X	X							X	
60040 Inmate Health	X									
60050 MHMR	X									
61002 CSCD County Funded	X									
62001 Court Appt Representation	X								X	
62010 Court Appt Representation Juv	X								X	
62090 Indigent Def Coord - Admin	X									
63001 Indigent Aid	X									
64001 Juv Probation - Admin	X	X							X	
64020 Juv Detention - Admin	X	X								
64060 Juv Alt Ed - Admin	X				X					
65010 Historical Comm	X									
65030 Open Space - Admin	X	X								
70001 Extension Office - Admin	X									
75030 Engineering Road/Bridge Const	X				X					
78001 Myers Park - Admin	X					X				
78020 Farm Museum - Admin	X	X								
82001 Dev Services - Admin	X						X			
90001 Transfers								X		
1010 Road & Bridge Fund										
06050 GIS - IT	X	X								
10001 Non - Departmental	X	X								

Department Fund and Source Relationship

Department	Taxes	Fees/Charges For Service	Fines/Forfeits	Insurance/Employee Benefit	Inter/Intra Governmental	Investment Revenue	License & Permits	Other Financing Sources	Other Revenue	Reserves
Major Budgetary Funds										
1010 Road & Bridge Fund										
75001 Road & Bridge - Admin	X	X			X		X			
75020 Engineering - Admin	X	X								
75040 Public Works - Admin	X	X							X	
75050 Conservation	X									
The Road & Bridge Fund has received tax dollars in the past, but will not receive any in FY 2024										
0499 Permanent Improvement Fund										
40010 Facilities Management	X	X				X		X	X	
40030 Building Superintendent	X	X				X		X	X	
3001 Debt Service Fund										
30001 County Auditor	X				X	X			X	
Other Governmental Funds										
0002 Housing Finance Fund		X				X			X	
0003 County Clerk Records Archive Fund		X				X				
0005 District Courts Records Tech Fund		X				X				
0029 Courthouse Security Fund		X				X		X		
1040 Healthcare Foundation Fund		X			X	X		X	X	
2102 Public Health Emergency Preparedness Fund					X	X			X	
2108 Healthcare Grant Fund		X			X				X	
2580 State Grant Fund					X	X				
Non Major Funds										
1011 Farm to Market	X					X			X	
1012 Lateral Road					X	X			X	
1013 Judicial Appellate Fund		X				X				
1015 Court Reporters Fund		X				X			X	
1017 Tax A/C Motor Vehicle Tax						X		X	X	
1021 Law Library Fund		X				X			X	
1023 Farm Museum Memorial Fund						X			X	
1024 Open Space Parks						X			X	
1025 County Clerk Records Mgmt & Preservation Fund		X				X			X	
1026 District Clerk Records Mgmt & Preservation Fund		X				X			X	
1027 Juvenile Delinquency		X				X				
1028 Justice Court Technology Fund		X				X				
1031 Economic Development Fund					X	X				
1032 Dangerous Wild Animal Fund		X				X				
1033 Contract Elections Fund		X				X				

INTRODUCTION

PERSONNEL

FUND SUMMARIES

DEPARTMENTS

CAPITAL IMPROVEMENT PROGRAM

STATISTICS

POLICIES

COURT ORDERS

APPENDIX

Department Fund and Source Relationship

Department	Taxes	Fees/Charges For Service	Fines/Forfeits	Insurance/Employee Benefit	Inter/Intra Governmental	Investment Revenue	License & Permits	Other Financing Sources	Other Revenue	Reserves
Non Major Funds										
1035 Election Equipment						X		X	X	
1036 Sheriff's Office Forfeiture						X			X	
1037 DA State Forfeiture Fund						X			X	
1038 DA Service Fee		X			X	X		X	X	
1039 Myers Park Foundation						X			X	
1042 Child Abuse Prevention		X				X				
1044 County Records Mgmt & Preservation Fund		X				X				
1046 Juvenile Case Manager Fund		X				X				
1047 Court Init Guard Contribution		X				X				
1048 Alternate Dispute Resolution		X				X				
1049 DA Pre - Trial Intervention Fund		X				X				
1050 Drug Court/Special Court Fund		X	X			X				
1051 SCAAP					X	X		X		
1052 County Court Technology Fund		X				X				
1053 District Court Technology Fund		X				X				
1054 Probate Guardianship Fund					X	X				
1055 CCLC Court Rec Preservation		X				X				
1056 District Ck Court Records Pres Fund		X				X				
1057 DA Apportionment Fund					X	X		X		
1058 Justice Courts Building Security Fund		X				X		X		
1060 DA Federal Treasury Fund						X			X	
1062 Truancy Prevention & Diversion		X				X				
1063 DA Federal Justice Forfeiture Fund						X			X	
1064 Constable 3 Forfeiture						X			X	
1065 Sheriff's Office Federal Forfeiture Fund						X		X	X	
1066 Sheriff Office Treasury Forfeiture						X			X	
1068 Court Facility Fee Fund		X				X				
1998 Veterans Court Program		X				X		X	X	
Proprietary Funds										
5501 Liability Insurance Fund (Internal)				X		X				
5502 Workers Compensation Insurance Fund (Internal)				X		X				
5504 Unemployment Insurance Fund (internal)				X		X				
5505 Health Insurance Fund (Internal)				X		X			X	
5601 Flexible Benefits (Internal)		X		X		X			X	
5602 Employee Paid Benefits (Internal)				X		X				
5990 Animal Safety Fund (Enterprise)		X				X			X	

Department Fund and Source Relationship

Department	Taxes	Fees/Charges For Service	Fines/Forfeits	Insurance/Employee Benefit	Inter/Intra Governmental	Investment Revenue	License & Permits	Other Financing Sources	Other Revenue	Reserves
Proprietary Funds										
5991 Animal Shelter Program (Internal)						X		X	X	
5999 CC Toll Road Authority Fund (Enterprise)						X			X	
Fiduciary Funds										
6050 - 6060 CSCD Funds		X			X	X		X	X	
Component Unit										
6800 CPS Board Fund					X	X		X	X	

INTRODUCTION

PERSONNEL

FUND SUMMARIES

DEPARTMENTS

CAPITAL IMPROVEMENT PROGRAM

STATISTICS

POLICIES

COURT ORDERS

APPENDIX

Department Fund and Function Relationship

Department	Conservation	Culture & Recreation	Debt Service	Equipment Services	Financial Administration	General Administration	Health & Welfare	Judicial	Legal	Public Facilities	Public Safety	Public Transportation	Unclassified
Major Budgetary Funds													
0001 General Fund (Operating)													
01001 County Judge - Admin						X							
01051 Commissioners Court Precinct 1						X							
01052 Commissioners Court Precinct 2						X							
01053 Commissioners Court Precinct 3						X							
01054 Commissioners Court Precinct 4						X							
02001 Administrative Serv - Admin						X							
02013 Magistrate - Admin								X					
03001 Human Resources - Admin						X							
03009 Human Resources - Shared						X							
03020 Risk Management - Admin						X							
03029 Risk Management - Shared						X							
03030 Civil Service						X							
04001 Budget - Admin					X								
04020 Support Services - Admin						X							
04029 Support Services - Shared						X							
05001 Elections - Admin						X							
06001 IT - Admin						X							
06019 IT - Shared						X							
06030 Records - Admin						X							
06050 GIS - Admin											X		
07001 Veteran - Admin						X							
08001 County Clerk - Admin						X							
08020 CCL Clerk - Admin					X		X	X					
08030 Treasury - Admin					X								
08060 Probate/Mental Clerks						X		X					
09001 ME - Admin											X		
10001 Non - Departmental					X	X			X				X
20000 County Court - Shared								X					X
20010 CCL 1 - Admin								X					
20020 CCL 2 - Admin								X					
20030 CCL 3 - Admin								X					
20040 CCL 4 - Admin								X					
20050 CCL 5 - Admin								X					

Department Fund and Function Relationship

Department	Conservation	Culture & Recreation	Debt Service	Equipment Services	Financial Administration	General Administration	Health & Welfare	Judicial	Legal	Public Facilities	Public Safety	Public Transportation	Unclassified
Major Budgetary Funds													
0001 General Fund (Operating)													
20060 CCL 6 - Admin								X					
20070 CCL 7 - Admin								X					
21099 Probate - Admin								X					
23001 Dist Clerk - Admin								X					
23030 Jury Mgmt - Admin								X					
24000 JP - Shared								X					
24010 JP 1 - Admin								X					X
24020 JP 2 - Admin								X					
24030 JP 3 - Admin								X					
24040 JP 4 - Admin								X					
25000 Dist Court - Shared								X					
25199 199th DC - Admin								X					
25219 219th DC - Admin								X					
25296 296th DC - Admin								X					X
25366 366th DC - Admin								X					
25380 380th DC - Admin								X					
25401 401st DC - Admin								X					
25416 416th DC - Admin								X					
25417 417th DC - Admin								X					
25429 429th DC - Admin								X					
25468 468th DC - Admin								X					
25469 469th DC - Admin								X					
25470 470th DC - Admin								X					
25471 471st DC - Admin								X					
25493 493rd DC - Admin								X					
25494 494th DC - Admin								X					
30001 Auditor - Admin					X								
31001 Tax A/C - Admin					X								
32001 Purchasing - Admin					X								
35001 DA - Admin						X			X				
40010 Facilities - Admin										X			X
40030 Building Superintendent										X			
44001 Equip Services - Admin				X									X

INTRODUCTION

PERSONNEL

FUND SUMMARIES

DEPARTMENTS

CAPITAL IMPROVEMENT PROGRAM

STATISTICS

POLICIES

COURT ORDERS

APPENDIX

Department Fund and Function Relationship

Department	Conservation	Culture & Recreation	Debt Service	Equipment Services	Financial Administration	General Administration	Health & Welfare	Judicial	Legal	Public Facilities	Public Safety	Public Transportation	Unclassified
Major Budgetary Funds													
0001 General Fund (Operating)													
50001 SO - Admin											X		
50002 Child Abuse - Admin											X		
50003 Dispatch											X		
50030 Jail Operations - Admin											X		
50050 Minimum Security											X		
50060 SO Fusion Center											X		
50090 SO County Corr - Admin											X		
55010 Constable 1											X		
55020 Constable 2											X		
55030 Constable 3											X		
55040 Constable 4											X		
57001 Fire Marshal - Admin											X		
59001 Highway Patrol - Admin											X		
59010 Breathalyzer Program											X		
59020 Ambulance Service											X		
59050 Emergency Management											X		
60030 Sub Abuse - Admin							X						
60040 Inmate Health							X						
60050 Mental Health							X						
61002 CSCD County Funded											X		
62001 Court Appt Representation							X						
62010 Court Appt Representation Juv							X						
62090 Indigent Def Coord - Admin								X					
63001 Indigent Aid							X						
64001 Juv Probation - Admin											X		
64020 Juv Detention - Admin											X		
64060 Juv Alt Ed - Admin											X		
65010 Historical Comm		X											
65030 Open Space - Admin		X											
70001 Extension Office - Admin	X												
75030 Engineering Road/Bridge Const												X	
78001 Myers Park - Admin		X											
78020 Farm Museum - Admin		X											

Department Fund and Function Relationship

Department	Conservation	Culture & Recreation	Debt Service	Equipment Services	Financial Administration	General Administration	Health & Welfare	Judicial	Legal	Public Facilities	Public Safety	Public Transportation	Unclassified
Major Budgetary Funds													
0001 General Fund (Operating)													
82001 Dev Services - Admin											X		
90001 Transfers													X
1010 Road & Bridge Fund (Operating)													
06050 GIS - IT											X		
10001 Non - Departmental												X	
75001 Road & Bridge - Admin												X	
75020 Engineering - Admin												X	
75040 Public Works - Admin												X	
75050 Conservation	X												
0499 Permanent Improvement Fund (Operating)													
40010 Facilities Management								X		X		X	X
40030 Building Superintendent								X		X		X	X
3001 Debt Service Fund (Debt Service)													
30001 County Auditor			X										X
Other Governmental Funds													
0002 Housing Finance Fund			X			X							
0003 County Clerk Records Archive Fund						X							
0005 District Courts Records Tech Fund								X					X
0029 Courthouse Security Fund								X		X	X		X
1040 Healthcare Foundation Fund							X			X			X
2102 Public Health Emergency Preparedness Fund							X						
2108 Healthcare Grant Fund							X						
2580 State Grant Fund		X				X	X	X	X		X		
Non Major Funds													
1011 Farm to Market												X	X
1012 Lateral Road												X	X
1013 Judicial Appellate Fund								X					
1015 Court Reporters Fund								X					
1021 Law Library Fund								X					
1023 Farm Museum Memorial Fund		X											
1024 Open Space Parks		X											

INTRODUCTION

PERSONNEL

FUND SUMMARIES

DEPARTMENTS

CAPITAL IMPROVEMENT PROGRAM

STATISTICS

POLICIES

COURT ORDERS

APPENDIX

Department Fund and Function Relationship

Department	Conservation	Culture & Recreation	Debt Service	Equipment Services	Financial Administration	General Administration	Health & Welfare	Judicial	Legal	Public Facilities	Public Safety	Public Transportation	Unclassified
Non Major Funds													
1025 County Clerk Records Mgmt & Preservation Fund						X							
1026 District Clerk Records Mgmt & Preservation Fund						X		X					X
1027 Juvenile Delinquency								X					
1028 Justice Court Technology Fund								X					
1031 Economic Development Fund							X						X
1032 Dangerous Wild Animal Fund							X					X	
1033 Contract Elections Fund							X						X
1035 Election Equipment							X						X
1036 Sheriff's Office Forfeiture												X	X
1037 DA State Forfeiture Fund										X			X
1038 DA Service Fee										X			X
1039 Myers Park Foundation			X								X		
1042 Child Abuse Prevention									X				
1044 County Records Mgmt & Preservation Fund							X						
1046 Juvenile Case Manager Fund									X				
1047 Court Init Guard Contribution									X				
1048 Alternate Dispute Resolution									X				
1049 DA Pre - Trial Intervention										X			
1050 Drug Court/Special Court Fund									X				X
1051 SCAAP												X	
1052 County Court Technology Fund									X				
1053 District Court Technology Fund									X				
1054 Probate Guardianship Fund									X				
1055 CCLC Court Rec Preservation									X				
1056 District Ck Court Records Pres Fund									X				X
1057 DA Apportionment Fund										X			X
1058 Justice Courts Building Security Fund									X				
1060 DA Federal Treasury Fund										X			
1062 Truancy Prevention & Diversion									X				
1063 DA Federal Justice Forfeiture Fund										X			
1064 Constable 3 Forfeiture												X	
1065 Sheriff's Office Federal Forfeiture Fund												X	X

Department Fund and Function Relationship

Department	Conservation	Culture & Recreation	Debt Service	Equipment Services	Financial Administration	General Administration	Health & Welfare	Judicial	Legal	Public Facilities	Public Safety	Public Transportation	Unclassified
Non Major Funds													
1066 Sheriff's Office Treasury Forfeiture												X	
1068 Court Facility Fee Fund										X			
1998 Veterans Court Program									X				
Proprietary Funds													
5501 Liability Insurance Fund (Internal)				X		X		X		X	X		X
5502 Workers Compensation Insurance Fund (Internal)						X							
5504 Unemployment Insurance Fund (Internal)													X
5505 Health Insurance Fund (Internal)													X
5601 Flexible Benefits (Internal)													X
5602 Employee Paid Benefits (Internal)													X
5990 Animal Safety Fund (Enterprise)										X	X		X
5991 Animal Shelter Program (Internal)											X		
5999 CC Toll Road Authority Fund (Enterprise)											X	X	
Fiduciary Funds													
6050 - 6060 CSCD Funds											X		X
Component Unit													
6800 CPS Board Fund							X						

INTRODUCTION

PERSONNEL

FUND SUMMARIES

DEPARTMENTS

CAPITAL IMPROVEMENT PROGRAM

STATISTICS

POLICIES

COURT ORDERS

APPENDIX

Acronyms

A

Acc:	Account
ACFR:	Annual Comprehensive Financial Report
Adj:	Adjustment
Admin:	Administrative/Administration
AFIS:	Automated Fingerprint Identification System
Alt:	Alternative
ASST:	Assistant
AV:	Audio Visual

B

BAL:	Balance
-------------	---------

C

CAC:	Crimes Against Children
CAP:	Capital
CC:	County Court or Collin County
CCL:	County Court at Law
CCP:	Community Corrections Program
Co-Op:	Cooperative society, business, or enterprise
CPS:	Child Protective Services
CSCD:	Community Supervision Corrections Department

D

DA:	District Attorney
Dr.:	Doctor
DVU:	Domestic Violence Unit
DWI:	Driving While Intoxicated

E

ERP:	Enterprise Resource Planning
-------------	------------------------------

F

FAC:	Facility
FM:	Farm to Market
FTE:	Full-Time Equivalent
FY:	Fiscal Year

G

GASB:	Government Accounting Standards Board
GC:	Government Code
GDP:	Gross Domestic Product
GFOA:	Government Finance Officers Association
GIS:	Geographic Information System
GPS:	Global Positioning System

H

HR:	Human Resources
------------	-----------------

I

ILA:	Interlocal Agreement
IT:	Information Technology

J

JJAEP:	Justice Juvenile Alternative Education Program
JP:	Justice of the Peace
JUV:	Juvenile

L

LGC:	Local Government Code
LVN:	Licensed Vocational Nurse

INTRODUCTION

PERSONNEL

FUND SUMMARIES

DEPARTMENTS

CAPITAL IMPROVEMENT PROGRAM

STATISTICS

POLICIES

COURT ORDERS

APPENDIX

M

- M & O:** Maintenance & Operations
- MHMC:** Mental Health Mental Commitments
- MH:** Mental Health
- MSAG:** Master Street Address Guide

N

- N/A:** Not Applicable
- NCTCOG:** North Central Texas Council of Government
- NTTA:** North Texas Toll Road Authority

O

- Ops:** Operations

P

- Pct.:** Precinct
- PFIA:** Public Funds Investment Act
- PT:** Part Time

R

- RN:** Registered Nurse
- ROW:** Right of Way

S

- SB:** Senate Bill
- SCORE:** Sheriff's Convicted Offender Re-Entry Effort
- SO:** Sheriff's Office

T

- TAIP:** Treatment Alternative to Incarceration Program
- TB:** Tuberculosis
- TCDRS:** Texas County District Retirement System
- Tech:** Technician
- TX:** Texas
- TxDOT:** Texas Department of Transportation

U

- UHC:** United Health Care
- U.S.:** United States

V

- VA:** Veterans Assistance

W

- W/in:** Within
- WIC:** Women Infants Children

Y

- YTD:** Year to Date

Symbols

- %:** Percentage
- #:** Number
- &:** And

Glossary of Terms

A

Account: Financial reporting unit for budget, management or accounting purposes.

Accounting System: The total set of records and procedures, which are used to record, classify, and report information on the financial status and operations of an entity.

Accrual: The recognition of a transaction at the time it occurs, as opposed to when cash is spent or received.

Accrual Basis: The basis of accounting in which transactions are recognized at the time they are incurred, as opposed to when cash is received or spent.

Activity: A specific unit of work or service.

Ad Valorem Taxes: Commonly referred to as property taxes, are levied on both real and personal property according to the property's valuation and the tax rate.

Annual Comprehensive Financial Report (ACFR): Annual financial statement that is prepared in accordance with generally accepted accounting principles for local governments as prescribed by Governmental Accounting Standards Board (GASB).

Appropriation: An authorization made by the Commissioners Court, which allows officials to incur obligations and make expenditures of governmental resources. An appropriation is typically granted for periods of one year and specified for fixed amounts.

Assessed Valuation: An estimated value placed upon real and personal property by the appraisal district as the basis for levying property taxes.

Assets: Property owned by the County, which has monetary value.

Audit: A systematic examination of resource utilization. The audit is a test of management's internal accounting controls and is intended to verify financial positions and the legality of transactions; to identify improvements in accounting systems and accuracy and consistency of transactions; and to certify the stewardship of officials responsible for governmental funds.

Authorized FTE: All positions authorized by Commissioners Court for each office and department. This includes both full time and part time positions.

B

Balanced Budget: A financial term used when either revenues equal expenses or when revenues exceed expenses.

Base Budget: Ongoing expense for personnel and maintenance and operations required to maintain service levels previously authorized by the Commissioners Court.

Bond: Bonds are used as long-term debt instruments to pay for capital expenditures. A bond is a written promise to pay a specified sum of money (principal) at a specific future date (maturity data), as well as periodic interest paid at a specified percentage of the principal (interest rate).

Bond Rating: The credit-worthiness of a government as evaluated by independent agencies.

Budget (Operating): A financial operation plan consisting of an estimate of proposed expenditures for a fiscal year and an estimate of proposed revenues. The term is also used to identify the officially approved expenditure levels under which the County and its offices and departments operate.

Budget Calendar: The schedule of key or target dates, which the County follows in the preparation and adoption of the budget.

Budget Document: The instrument used by the Budget Officer to present a comprehensive financial program to Commissioners Court.

C

Capital Assets (Fixed Assets): Assets of significant value, which have a useful life of several years.

Capital Budget: A plan of proposed capital expenditures and the means of financing the proposals. The capital budget is based on a Capital Improvement Program.

Capital: The expenditure group used to fund capital outlay purchases such as furniture, computers, vehicles and kitchen and laundry equipment. Purchases made from the capital expenditures group become fixed assets of the County.

Capital Improvement Program: A multi-year plan for capital expenditures which sets forth each proposed capital project identifies the expected beginning and ending date for each project, the amount to be expended each year, and the method of financing each capital project.

Capital Outlays: Expenditures for the acquisition of fixed assets, which have a value of \$5,000 or more and have a useful economic lifetime of more than one year. Includes the cost of land, buildings, permanent improvements, machinery, large tools, furniture and equipment.

C

Capital Project: Major construction, acquisition, or renovation activities which add value to a government's physical assets or significantly increase their useful life. Also called capital improvements.

City Road Projects: Participation projects with the cities to assist with funding roads within their jurisdiction.

Commodities: Items of expenditure, which, after use, are consumed or show a material change in their physical condition. Commodities are generally of limited value and are characterized by rapid depreciation (i.e. office supplies, motor fuel, etc.).

Contingency: A budgetary reserve set aside for emergencies or unforeseen expenditures.

County Road Projects: Projects managed by the county for county bridges, rural roads, and regional roads.

D

Debt Service: The obligation to pay the principal and interest of all bonds and other debt instruments according to a pre-determined payment schedule.

Department: A major administrative division of the County, which indicates overall management responsibility for the operation of a group of related functions.

Department Improvement: Requests submitted by departments during the budget preparation period to change the level of service or method of operation. Generally, these requests are for additional resources including personnel.

Depreciation: Expiration in the service life of capital assets attributable to wear and tear, deterioration, physical elements, inadequacy, or obsolescence. Depreciation is also the portion of the cost of a capital asset, which is charged as an expense during a particular accounting period.

Discretionary: Budgetary funds that have been set aside for additional projects to be determined at a future date and approved by Commissioners Court.

E

Encumbrances: Obligations in the form of purchase orders, contracts, or salary commitments that are reserved in specified appropriations. Encumbrances cease to exist when paid or when an actual liability is established.

Enterprise Fund: Fund that accounts for activity in which a fee is charged to external users in exchange for goods or services.

Estimated Revenue: The amount of projected revenue to be collected during the fiscal year.

E

Expenditure Group: A grouping of like expenditures used to exercise budgetary control. For example, the Personnel expenditure group includes salaries, social security and Medicare, retirement, group health insurance, group life insurance and disability premiums. An office or department can over run an individual line item as long as the expenditure group remains within the budget.

Expenditures: The payment of cash on the transfer of property or services for the purpose of acquiring an asset, service or settling a loss.

Expenditures by Function:

Conservation – Activities associated with the design to conserve and develop such natural resources as water, soil, forests and minerals. Examples include dam maintenance, 4H, and Horticulture programs provided by Extension and Conservation departments.

Culture and Recreation – Activities related to parks, recreational activities, museums, and historic and cultural preservation. Examples include Libraries, Historical Commission, Open Space, Myers Park, and Farm Museum.

Debt Service - Activities associated with the repayment of principal and interest on debt. Examples include debt service payments.

Equipment Services - Activities associated with the purchase and maintenance of all county vehicles and off-road equipment. Examples include equipment maintenance, fuel, and fleet replacement.

Financial Administration - Activities associated with the financial management of the county including but not limited to tax collections, accounting, budgeting, and purchasing activities. Examples include Budget, Court Collections, Treasury, Central Appraisal District, Auditor, Tax Assessor, and Purchasing.

General Administration - Activities associated with the general operations of the county including the oversight, operating systems, records management, and human resources. Examples include County Judge, Commissioners, Admin Services, Human Resources, Support Services, Information Technology, Capital Replacement, Records Management, Liability Insurance, and Workers Compensation.

Health and Welfare – Activities associated with providing health care and welfare related services including legal defense and healthcare services for indigents. Examples include Indigent Defense, Substance Abuse, Inmate Health, MHMC, Indigent Healthcare, and CPS Board.

E

Expenditures by Function(continued):

Judicial – Activities associated with providing judicial court services. Examples include County Clerk, County Courts, District Clerk, Jury Management, Justice Courts, District Courts, Law Library, Court Reporters, Document Preservation, Justice Court Technology, Courthouse Security, Specialty Courts, and Probate Contributions.

Legal – Activities associated with providing legal prosecution by the state. Examples include District Attorney's Office.

Public Facilities – Activities associated with providing and maintaining county facilities for its operations. Examples include Facilities Management, Construction and Projects, and leases.

Public Safety – Activities associated with the protection of persons and property, providing incarceration services, emergency services, probation services, and serving judicial documents. Examples include Medical Examiner, Sheriff's Office, Jail Operations, Minimum Security, Inmate Transfer, Pre Trial Release, County Corrections, Child Abuse Taskforce, Constables, Fire Marshal, Homeland Security, Highway Patrol, Juvenile, Animal Safety, and CSCD.

Public Transportation - Activities associated with providing a road and bridge system to the county. Examples include Road and Bridge, Engineering, Public Works, Special Projects, and Toll Road Authority.

Unclassified – Activities associated with multiple functional areas or not associated to a functional area. Examples include General Fund Transfers Out, Employee Health Insurance, Flex Benefits, Unemployment Insurance, Short-term Disability Insurance, Employee Health Clinic, and Debt Service Payments.

F

Facility Projects: Improvement to existing county buildings, expansions, and construction of new county buildings.

Fiscal Year: The time period designated by the County signifying the beginning and the ending periods for recording financial transactions. Collin County has designated October 1 to September 30 as its fiscal year.

Fund: An independent fiscal and accounting entity with a self-balancing set of accounts, identifiable revenue sources and expenditures. Funds are segregated for the purpose of completing specific activities or attaining certain objectives.

Fund Balance: An excess of an entity's revenues over expenditures and encumbrances over a specific period of time.

G

General Fund: The largest fund within the County, the General Fund accounts for most of the financial resources of the government, which may be used for any lawful purpose. General Fund revenues include property taxes, charges of services, fines and forfeits, intra/intergovernmental revenue and other miscellaneous types of revenue. The General Fund includes most of the basic operating services, such as the Sheriff's Office, Jail, Judicial System, Fire Marshal, Information Technology, Constables, and Justices of the Peace.

General Obligation Bond: Also referred to as a GO Bond. A municipal bond backed by the credit and taxing power of the issuing jurisdiction rather than the revenue from a given project. General Obligation Bonds are issued with the belief that a municipality will be able to repay its debt obligation through taxation or revenue from projects.

Governmental Fund: Governmental funds are used to account for essentially the same functions reported as governmental activities in the government-wide financial statements.

I

Intergovernmental Grant: A contribution of assets by one governmental unit to another. In most cases the grants are made to local governments from the State and/or Federal Governments. Intergovernmental grants are usually made for specified purposes.

Internal Service Fund: Funds utilized to account for the financing of goods or services provided by one department or office to other departments or offices within a government.

Investment: Securities and real estate purchased and held for the production of income in the form of interest, dividends, rentals, or base payments received.

L

Liability: Debt or other legal obligations arising out of transactions in the past, which must be liquidated, renewed, or refunded at some future date. A liability does not include encumbrances.

Long-Term Debt: Debt with maturity of more than one year after the date of issuance.

M

Maintenance and Operations: The expenditure group that includes all payments for commodities and low value assets. Examples of line items in this group include office supplies, small tools, software, and uniforms.

Maturities: The dates on which the principal or stated values of investments of debt obligations mature and may be reclaimed.

O

Open Space Projects: Improvements of land for public use for parks and recreation.

Operating Funds: Resources derived from recurring revenue sources used to finance ongoing operating expenditures and “pay-as-you-go” capital projects.

Operational Impact: Financial impact on the operational budget as a result of completing capital projects.

P

Performance Measures: Specific quantitative measures of work performed within an activity or program (i.e. total number of investigations conducted by the Sheriff’s Department). Types of performance measures include inputs, outputs and outcomes.

Personnel: The expenditure group that includes all personnel related costs such as salaries, social security and Medicare, retirement, group health insurance, group life insurance and disability premiums.

Proprietary Fund: The County reports two proprietary funds – the Collin County Toll Road Authority and its Internal Service Funds.

R

Reserve: An account used to indicate that parts of a fund’s assets are reserved for a specific purpose.

Resources: Total dollars available for appropriations including estimated revenues, fund transfers, and beginning fund balances.

Revenue: The funds collected by a government.

Revenue by Source:

Taxes – Ad valorem taxes

Fees/Charges or Service – Collections of monies from citizens usually associated with a specific activity.

Fines/Forfeitures – Court ordered payments of money or assets.

R

Revenue by Source (continued):

Insurance/Employee Benefit – Collection of money from county funds or from employees to provide services to the county or its employees.

Inter/Intra Governmental – Funds received from federal, state, or local governments.

Investment Revenue – Revenue received for investing idle county funds.

License and Permits – Charges for granting permission to provide a specific activity.

Other Financing Sources – Proceeds from debt or the sale of assets.

Other Revenue – Revenues collected that do not fit into the other revenue categories.

Reserves – Funds taken from fund balance to meet budgeted demands.

Revenue Estimate: A formal estimate of how much revenue will be earned from a specific revenue source for some future period.

ROW: Right of Way

S

Special Revenue Funds: The funds used to account for specific revenue sources (other than for capital projects) that are legally restricted to expenditures for specified purposes. These legal restrictions can come from outside the County or from Commissioners Court.

T

Tax Anticipation Notes: (Also known as Tax Notes) Short term notes, issued by states and municipalities to finance current operations before tax revenues are received. When the issuer collects the taxes, the proceeds are then used to retire the debt.

Tax Levy: The total amount to be raised by general property taxes for operating and debt service purposes.

Tax Rate: The amount of tax levied for each \$100 of assessed valuation.

Tax Rate Cap: The maximum legal property tax rate at which a county may levy a tax.

TCDRS: Texas County District Retirement System

Transfers: Amounts transferred from one fund to another to assist in financing the services for the recipient fund.

Y

Year-to-date (YTD) Actual: Year-to-date actuals plus year-to-date encumbrances. The fiscal year has not been closed by the County Auditor’s Office at the time of printing the Budget Book.

Yield: The rate earned on an investment based on the price paid for the investment.

2023 Tax Rate Calculation Worksheet

Taxing Units Other Than School Districts or Water Districts

Form 50-856

County of Collin	972-547-5020
Taxing Unit Name	Phone (area code and number)
2300 Bloomdale Road, McKinney, TX 75071	www.collincountytx.gov
Taxing Unit's Address, City, State, ZIP Code	Taxing Unit's Website Address

GENERAL INFORMATION: Tax Code Section 26.04(c) requires an officer or employee designated by the governing body to calculate the no-new-revenue (NNR) tax rate and voter-approval tax rate for the taxing unit. These tax rates are expressed in dollars per \$100 of taxable value calculated. The calculation process starts after the chief appraiser delivers to the taxing unit the certified appraisal roll and the estimated values of properties under protest. The designated officer or employee shall certify that the officer or employee has accurately calculated the tax rates and used values shown for the certified appraisal roll or certified estimate. The officer or employee submits the rates to the governing body by Aug. 7 or as soon thereafter as practicable.

School districts do not use this form, but instead use Comptroller Form 50-859 *Tax Rate Calculation Worksheet, School District without Chapter 313 Agreements* or Comptroller Form 50-884 *Tax Rate Calculation Worksheet, School District with Chapter 313 Agreements*.

Water districts as defined under Water Code Section 49.001(1) do not use this form, but instead use Comptroller Form 50-858 *Water District Voter-Approval Tax Rate Worksheet for Low Tax Rate and Developing Districts* or Comptroller Form 50-860 *Developed Water District Voter-Approval Tax Rate Worksheet*.

The Comptroller's office provides this worksheet to assist taxing units in determining tax rates. The information provided in this worksheet is offered as technical assistance and not legal advice. Taxing units should consult legal counsel for interpretations of law regarding tax rate preparation and adoption.

SECTION 1: No-New-Revenue Tax Rate

The NNR tax rate enables the public to evaluate the relationship between taxes for the prior year and for the current year based on a tax rate that would produce the same amount of taxes (no new taxes) if applied to the same properties that are taxed in both years. When appraisal values increase, the NNR tax rate should decrease.

The NNR tax rate for a county is the sum of the NNR tax rates calculated for each type of tax the county levies.

While uncommon, it is possible for a taxing unit to provide an exemption for only maintenance and operations taxes. In this case, the taxing unit will need to calculate the NNR tax rate separately for the maintenance and operations tax and the debt tax, then add the two components together.

Line	No-New-Revenue Tax Rate Worksheet	Amount/Rate
1.	2022 total taxable value. Enter the amount of 2022 taxable value on the 2022 tax roll today. Include any adjustments since last year's certification; exclude Tax Code Section 25.25(d) one-fourth and one-third over-appraisal corrections from these adjustments. Exclude any property value subject to an appeal under Chapter 42 as of July 25 (will add undisputed value in Line 6). This total includes the taxable value of homesteads with tax ceilings (will deduct in Line 2) and the captured value for tax increment financing (adjustment is made by deducting TIF taxes, as reflected in Line 17). ¹	\$ 187,047,705,858
2.	2022 tax ceilings. Counties, cities and junior college districts. Enter 2022 total taxable value of homesteads with tax ceilings. These include the homesteads of homeowners age 65 or older or disabled. Other taxing units enter 0. If your taxing unit adopted the tax ceiling provision in 2022 or a prior year for homeowners age 65 or older or disabled, use this step. ²	\$ 20,486,640,895
3.	Preliminary 2022 adjusted taxable value. Subtract Line 2 from Line 1.	\$ 166,561,064,963
4.	2022 total adopted tax rate.	\$ 0.152443 /\$100
5.	2022 taxable value lost because court appeals of ARB decisions reduced 2022 appraised value.	
	A. Original 2022 ARB values:.....	\$ 9,588,819,890
	B. 2022 values resulting from final court decisions:.....	- \$ 8,994,303,434
	C. 2022 value loss. Subtract B from A. ³	\$ 594,516,456
6.	2022 taxable value subject to an appeal under Chapter 42, as of July 25.	
	A. 2022 ARB certified value:.....	\$ 7,628,202,495
	B. 2022 disputed value:.....	- \$ 528,681,716
	C. 2022 undisputed value. Subtract B from A. ⁴	\$ 7,099,520,779
7.	2022 Chapter 42 related adjusted values. Add Line 5C and Line 6C.	\$ 7,694,037,235

¹ Tex. Tax Code §26.012(14)
² Tex. Tax Code §26.012(14)
³ Tex. Tax Code §26.012(13)
⁴ Tex. Tax Code §26.012(13)

2023 Tax Rate Calculation Worksheet – Taxing Units Other Than School Districts or Water Districts Form 50-856

Line	No-New-Revenue Tax Rate Worksheet	Amount/Rate
8.	2022 taxable value, adjusted for actual and potential court-ordered adjustments. Add Line 3 and Line 7.	\$ 174,255,102,198
9.	2022 taxable value of property in territory the taxing unit deannexed after Jan. 1, 2022. Enter the 2022 value of property in deannexed territory. ⁵	\$ 0
10.	<p>2022 taxable value lost because property first qualified for an exemption in 2023. If the taxing unit increased an original exemption, use the difference between the original exempted amount and the increased exempted amount. Do not include value lost due to freeport, goods-in-transit, temporary disaster exemptions. Note that lowering the amount or percentage of an existing exemption in 2023 does not create a new exemption or reduce taxable value.</p> <p>A. Absolute exemptions. Use 2022 market value: \$ 380,927,408</p> <p>B. Partial exemptions. 2023 exemption amount or 2023 percentage exemption times 2022 value: + \$ 392,850,778</p> <p>C. Value loss. Add A and B. ⁶</p>	\$ 773,778,186
11.	<p>2022 taxable value lost because property first qualified for agricultural appraisal (1-d or 1-d-1), timber appraisal, recreational/scenic appraisal or public access airport special appraisal in 2023. Use only properties that qualified in 2023 for the first time; do not use properties that qualified in 2022.</p> <p>A. 2022 market value: \$ 225,000</p> <p>B. 2023 productivity or special appraised value: - \$ 865</p> <p>C. Value loss. Subtract B from A. ⁷</p>	\$ 224,135
12.	Total adjustments for lost value. Add Lines 9, 10C and 11C.	\$ 774,002,321
13.	2022 captured value of property in a TIF. Enter the total value of 2022 captured appraised value of property taxable by a taxing unit in a tax increment financing zone for which 2022 taxes were deposited into the tax increment fund. ⁸ If the taxing unit has no captured appraised value in line 18D, enter 0.	\$ 2,192,216,300
14.	2022 total value. Subtract Line 12 and Line 13 from Line 8.	\$ 171,288,883,577
15.	Adjusted 2022 total levy. Multiply Line 4 by Line 14 and divide by \$100.	\$ 261,117,912
16.	Taxes refunded for years preceding tax year 2022. Enter the amount of taxes refunded by the taxing unit for tax years preceding tax year 2022. Types of refunds include court decisions, Tax Code Section 25.25(b) and (c) corrections and Tax Code Section 31.11 payment errors. Do not include refunds for tax year 2022. This line applies only to tax years preceding tax year 2022. ⁹	\$ 1,260,801
17.	Adjusted 2022 levy with refunds and TIF adjustment. Add Lines 15 and 16. ¹⁰	\$ 262,378,713
18.	<p>Total 2023 taxable value on the 2023 certified appraisal roll today. This value includes only certified values or certified estimate of values and includes the total taxable value of homesteads with tax ceilings (will deduct in Line 20). These homesteads include homeowners age 65 or older or disabled. ¹¹</p> <p>A. Certified values: \$ 217,276,501,815</p> <p>B. Counties: Include railroad rolling stock values certified by the Comptroller's office: + \$ 25,971,627</p> <p>C. Pollution control and energy storage system exemption: Deduct the value of property exempted for the current tax year for the first time as pollution control or energy storage system property: - \$ 3,384,493</p> <p>D. Tax increment financing: Deduct the 2023 captured appraised value of property taxable by a taxing unit in a tax increment financing zone for which the 2023 taxes will be deposited into the tax increment fund. Do not include any new property value that will be included in Line 23 below. ¹² - \$ 2,542,199,608</p> <p>E. Total 2023 value. Add A and B, then subtract C and D.</p>	\$ 214,756,889,341

⁵ Tex. Tax Code §26.012(15)
⁶ Tex. Tax Code §26.012(15)
⁷ Tex. Tax Code §26.012(15)
⁸ Tex. Tax Code §26.03(c)
⁹ Tex. Tax Code §26.012(13)
¹⁰ Tex. Tax Code §26.012(13)
¹¹ Tex. Tax Code §26.012, 26.04(c-2)
¹² Tex. Tax Code §26.03(c)

2023 Tax Rate Calculation Worksheet – Taxing Units Other Than School Districts or Water Districts Form 50-856

Line	No-New-Revenue Tax Rate Worksheet	Amount/Rate
19.	Total value of properties under protest or not included on certified appraisal roll. ¹³	
	A. 2023 taxable value of properties under protest. The chief appraiser certifies a list of properties still under ARB protest. The list shows the appraisal district's value and the taxpayer's claimed value, if any, or an estimate of the value if the taxpayer wins. For each of the properties under protest, use the lowest of these values. Enter the total value under protest. ¹⁴	\$ 6,525,626,170
	B. 2023 value of properties not under protest or included on certified appraisal roll. The chief appraiser gives taxing units a list of those taxable properties that the chief appraiser knows about but are not included in the appraisal roll certification. These properties also are not on the list of properties that are still under protest. On this list of properties, the chief appraiser includes the market value, appraised value and exemptions for the preceding year and a reasonable estimate of the market value, appraised value and exemptions for the current year. Use the lower market, appraised or taxable value (as appropriate). Enter the total value of property not on the certified roll. ¹⁵	+ \$ 0
	C. Total value under protest or not certified. Add A and B.	\$ 6,525,626,170
20.	2023 tax ceilings. Counties, cities and junior colleges enter 2023 total taxable value of homesteads with tax ceilings. These include the homesteads of homeowners age 65 or older or disabled. Other taxing units enter 0. If your taxing unit adopted the tax ceiling provision in 2022 or a prior year for homeowners age 65 or older or disabled, use this step. ¹⁶	\$ 23,984,518,384
21.	2023 total taxable value. Add Lines 18E and 19C. Subtract Line 20. ¹⁷	\$ 197,297,997,127
22.	Total 2023 taxable value of properties in territory annexed after Jan. 1, 2022. Include both real and personal property. Enter the 2023 value of property in territory annexed. ¹⁸	\$ 0
23.	Total 2023 taxable value of new improvements and new personal property located in new improvements. New means the item was not on the appraisal roll in 2022. An improvement is a building, structure, fixture or fence erected on or affixed to land. New additions to existing improvements may be included if the appraised value can be determined. New personal property in a new improvement must have been brought into the taxing unit after Jan. 1, 2022 and be located in a new improvement. New improvements do include property on which a tax abatement agreement has expired for 2023. ¹⁹	\$ 7,551,625,647
24.	Total adjustments to the 2023 taxable value. Add Lines 22 and 23.	\$ 7,551,625,647
25.	Adjusted 2023 taxable value. Subtract Line 24 from Line 21.	\$ 189,746,371,480
26.	2023 NNR tax rate. Divide Line 17 by Line 25 and multiply by \$100. ²⁰	\$ 0.138278 /\$100
27.	COUNTIES ONLY. Add together the NNR tax rates for each type of tax the county levies. The total is the 2023 county NNR tax rate. ²¹	\$ 0.138278 /\$100

SECTION 2: Voter-Approval Tax Rate

The voter-approval tax rate is the highest tax rate that a taxing unit may adopt without holding an election to seek voter approval of the rate. The voter-approval tax rate is split into two separate rates:

- Maintenance and Operations (M&O) Tax Rate:** The M&O portion is the tax rate that is needed to raise the same amount of taxes that the taxing unit levied in the prior year plus the applicable percentage allowed by law. This rate accounts for such things as salaries, utilities and day-to-day operations.
- Debt Rate:** The debt rate includes the debt service necessary to pay the taxing unit's debt payments in the coming year. This rate accounts for principal and interest on bonds and other debt secured by property tax revenue.

The voter-approval tax rate for a county is the sum of the voter-approval tax rates calculated for each type of tax the county levies. In most cases the voter-approval tax rate exceeds the no-new-revenue tax rate, but occasionally decreases in a taxing unit's debt service will cause the NNR tax rate to be higher than the voter-approval tax rate.

Line	Voter-Approval Tax Rate Worksheet	Amount/Rate
28.	2022 M&O tax rate. Enter the 2022 M&O tax rate.	\$ 0.108172 /\$100
29.	2022 taxable value, adjusted for actual and potential court-ordered adjustments. Enter the amount in Line 8 of the <i>No-New-Revenue Tax Rate Worksheet</i> .	\$ 174,255,102,198

¹³ Tex. Tax Code §26.01(c) and (d)
¹⁴ Tex. Tax Code §26.01(c)
¹⁵ Tex. Tax Code §26.01(d)
¹⁶ Tex. Tax Code §26.012(6)(B)
¹⁷ Tex. Tax Code §26.012(6)
¹⁸ Tex. Tax Code §26.012(17)
¹⁹ Tex. Tax Code §26.012(17)
²⁰ Tex. Tax Code §26.04(c)
²¹ Tex. Tax Code §26.04(d)

INTRODUCTION
PERSONNEL
FUND SUMMARIES
DEPARTMENTS
CAPITAL IMPROVEMENT PROGRAM
STATISTICS
POLICIES
COURT ORDERS
APPENDIX

2023 Tax Rate Calculation Worksheet – Taxing Units Other Than School Districts or Water Districts Form 50-856

Line	Voter-Approval Tax Rate Worksheet	Amount/Rate
30.	Total 2022 M&O levy. Multiply Line 28 by Line 29 and divide by \$100	\$ 188,495,229
31.	Adjusted 2022 levy for calculating NNR M&O rate.	
	<p>A. M&O taxes refunded for years preceding tax year 2022. Enter the amount of M&O taxes refunded in the preceding year for taxes before that year. Types of refunds include court decisions, Tax Code Section 25.25(b) and (c) corrections and Tax Code Section 31.11 payment errors. Do not include refunds for tax year 2022. This line applies only to tax years preceding tax year 2022. + \$ 879,168</p> <p>B. 2022 taxes in TIF. Enter the amount of taxes paid into the tax increment fund for a reinvestment zone as agreed by the taxing unit. If the taxing unit has no 2023 captured appraised value in Line 18D, enter 0. - \$ 3,277,721</p> <p>C. 2022 transferred function. If discontinuing all of a department, function or activity and transferring it to another taxing unit by written contract, enter the amount spent by the taxing unit discontinuing the function in the 12 months preceding the month of this calculation. If the taxing unit did not operate this function for this 12-month period, use the amount spent in the last full fiscal year in which the taxing unit operated the function. The taxing unit discontinuing the function will subtract this amount in D below. The taxing unit receiving the function will add this amount in D below. Other taxing units enter 0. +/- \$ 0</p> <p>D. 2022 M&O levy adjustments. Subtract B from A. For taxing unit with C, subtract if discontinuing function and add if receiving function. \$ -2,398,553</p> <p>E. Add Line 30 to 31D. \$ 186,096,676</p>	\$ 186,096,676
32.	Adjusted 2023 taxable value. Enter the amount in Line 25 of the <i>No-New-Revenue Tax Rate Worksheet</i> .	\$ 189,746,371,480
33.	2023 NNR M&O rate (unadjusted). Divide Line 31E by Line 32 and multiply by \$100.	\$ 0.098076 /\$100
34.	Rate adjustment for state criminal justice mandate. ²³ If not applicable or less than zero, enter 0.	
	<p>A. 2023 state criminal justice mandate. Enter the amount spent by a county in the previous 12 months providing for the maintenance and operation cost of keeping inmates in county-paid facilities after they have been sentenced. Do not include any state reimbursement received by the county for the same purpose. \$ 31,440</p> <p>B. 2022 state criminal justice mandate. Enter the amount spent by a county in the 12 months prior to the previous 12 months providing for the maintenance and operation cost of keeping inmates in county-paid facilities after they have been sentenced. Do not include any state reimbursement received by the county for the same purpose. Enter zero if this is the first time the mandate applies. - \$ 30,360</p> <p>C. Subtract B from A and divide by Line 32 and multiply by \$100. \$ 0.000000 /\$100</p> <p>D. Enter the rate calculated in C. If not applicable, enter 0. \$ 0.000000 /\$100</p>	\$ 0.000000 /\$100
35.	Rate adjustment for indigent health care expenditures. ²⁴ If not applicable or less than zero, enter 0.	
	<p>A. 2023 indigent health care expenditures. Enter the amount paid by a taxing unit providing for the maintenance and operation cost of providing indigent health care for the period beginning on July 1, 2022 and ending on June 30, 2023, less any state assistance received for the same purpose. \$ 0</p> <p>B. 2022 indigent health care expenditures. Enter the amount paid by a taxing unit providing for the maintenance and operation cost of providing indigent health care for the period beginning on July 1, 2021 and ending on June 30, 2022, less any state assistance received for the same purpose. - \$ 0</p> <p>C. Subtract B from A and divide by Line 32 and multiply by \$100. \$ /\$100</p> <p>D. Enter the rate calculated in C. If not applicable, enter 0. \$ 0.000000 /\$100</p>	\$ 0.000000 /\$100

²² [Reserved for expansion]
²³ Tex. Tax Code §26.044
²⁴ Tex. Tax Code §26.041

2023 Tax Rate Calculation Worksheet – Taxing Units Other Than School Districts or Water Districts

Form 50-856

Line	Voter-Approval Tax Rate Worksheet	Amount/Rate
36.	Rate adjustment for county indigent defense compensation. ²⁵ If not applicable or less than zero, enter 0.	
	A. 2023 indigent defense compensation expenditures. Enter the amount paid by a county to provide appointed counsel for indigent individuals and fund the operations of a public defender's office under Article 26.044, Code of Criminal Procedure for the period beginning on July 1, 2022 and ending on June 30, 2023, less any state grants received by the county for the same purpose.....	\$ 9,456,192
	B. 2022 indigent defense compensation expenditures. Enter the amount paid by a county to provide appointed counsel for indigent individuals and fund the operations of a public defender's office under Article 26.044, Code of Criminal Procedure for the period beginning on July 1, 2021 and ending on June 30, 2022, less any state grants received by the county for the same purpose.....	\$ 9,410,206
	C. Subtract B from A and divide by Line 32 and multiply by \$100.....	\$ 0.000024 /\$100
	D. Multiply B by 0.05 and divide by Line 32 and multiply by \$100.....	\$ 0.000247 /\$100
	E. Enter the lesser of C and D. If not applicable, enter 0.	\$ 0.000024 /\$100
37.	Rate adjustment for county hospital expenditures. ²⁶ If not applicable or less than zero, enter 0.	
	A. 2023 eligible county hospital expenditures. Enter the amount paid by the county or municipality to maintain and operate an eligible county hospital for the period beginning on July 1, 2022 and ending on June 30, 2023.	\$ 0
	B. 2022 eligible county hospital expenditures. Enter the amount paid by the county or municipality to maintain and operate an eligible county hospital for the period beginning on July 1, 2021 and ending on June 30, 2022.	\$ 0
	C. Subtract B from A and divide by Line 32 and multiply by \$100.....	\$ 0 /\$100
	D. Multiply B by 0.08 and divide by Line 32 and multiply by \$100.....	\$ 0 /\$100
	E. Enter the lesser of C and D, if applicable. If not applicable, enter 0.	\$ 0 /\$100
38.	Rate adjustment for defunding municipality. This adjustment only applies to a municipality that is considered to be a defunding municipality for the current tax year under Chapter 109, Local Government Code. Chapter 109, Local Government Code only applies to municipalities with a population of more than 250,000 and includes a written determination by the Office of the Governor. See Tax Code Section 26.0444 for more information.	
	A. Amount appropriated for public safety in 2022. Enter the amount of money appropriated for public safety in the budget adopted by the municipality for the preceding fiscal year.....	\$ 0
	B. Expenditures for public safety in 2022. Enter the amount of money spent by the municipality for public safety during the preceding fiscal year.....	\$ 0
	C. Subtract B from A and divide by Line 32 and multiply by \$100.....	\$ 0 /\$100
	D. Enter the rate calculated in C. If not applicable, enter 0.	\$ 0 /\$100
39.	Adjusted 2023 NNR M&O rate. Add Lines 33, 34D, 35D, 36E, and 37E. Subtract Line 38D.	\$ 0.098100 /\$100
40.	Adjustment for 2022 sales tax specifically to reduce property taxes. Cities, counties and hospital districts that collected and spent additional sales tax on M&O expenses in 2022 should complete this line. These entities will deduct the sales tax gain rate for 2023 in Section 3. Other taxing units, enter zero.	
	A. Enter the amount of additional sales tax collected and spent on M&O expenses in 2022, if any. Counties must exclude any amount that was spent for economic development grants from the amount of sales tax spent.....	\$ 0
	B. Divide Line 40A by Line 32 and multiply by \$100.....	\$ 0 /\$100
	C. Add Line 40B to Line 39.	\$ 0.098100 /\$100
41.	2023 voter-approval M&O rate. Enter the rate as calculated by the appropriate scenario below. Special Taxing Unit. If the taxing unit qualifies as a special taxing unit, multiply Line 40C by 1.08. - or - Other Taxing Unit. If the taxing unit does not qualify as a special taxing unit, multiply Line 40C by 1.035.	\$ 0.101533 /\$100

²⁵ Tex. Tax Code §26.0442

²⁶ Tex. Tax Code §26.0443

2023 Tax Rate Calculation Worksheet – Taxing Units Other Than School Districts or Water Districts Form 50-856

Line	Voter-Approval Tax Rate Worksheet	Amount/Rate
D41.	<p>Disaster Line 41 (D41): 2023 voter-approval M&O rate for taxing unit affected by disaster declaration. If the taxing unit is located in an area declared a disaster area and at least one person is granted an exemption under Tax Code Section 11.35 for property located in the taxing unit, the governing body may direct the person calculating the voter-approval tax rate to calculate in the manner provided for a special taxing unit. The taxing unit shall continue to calculate the voter-approval tax rate in this manner until the earlier of</p> <p>1) the first year in which total taxable value on the certified appraisal roll exceeds the total taxable value of the tax year in which the disaster occurred, or</p> <p>2) the third tax year after the tax year in which the disaster occurred</p> <p>If the taxing unit qualifies under this scenario, multiply Line 40C by 1.08.²⁷ If the taxing unit does not qualify, do not complete Disaster Line 41 (Line D41).</p>	<p>\$ 0 /\$100</p>
42.	<p>Total 2023 debt to be paid with property taxes and additional sales tax revenue. Debt means the interest and principal that will be paid on debts that:</p> <p>(1) are paid by property taxes,</p> <p>(2) are secured by property taxes,</p> <p>(3) are scheduled for payment over a period longer than one year, and</p> <p>(4) are not classified in the taxing unit's budget as M&O expenses.</p> <p>A. Debt also includes contractual payments to other taxing units that have incurred debts on behalf of this taxing unit, if those debts meet the four conditions above. Include only amounts that will be paid from property tax revenue. Do not include appraisal district budget payments. If the governing body of a taxing unit authorized or agreed to authorize a bond, warrant, certificate of obligation, or other evidence of indebtedness on or after Sept. 1, 2021, verify if it meets the amended definition of debt before including it here.²⁸</p> <p>Enter debt amount \$ 92,505,937</p> <p>B. Subtract unencumbered fund amount used to reduce total debt. - \$ 9,500,000</p> <p>C. Subtract certified amount spent from sales tax to reduce debt (enter zero if none) - \$ 0</p> <p>D. Subtract amount paid from other resources - \$ 0</p> <p>E. Adjusted debt. Subtract B, C and D from A. \$ 83,005,937</p>	<p>\$ 83,005,937</p>
43.	Certified 2022 excess debt collections. Enter the amount certified by the collector. ²⁹	<p>\$ 435,879</p>
44.	Adjusted 2023 debt. Subtract Line 43 from Line 42E.	<p>\$ 82,570,058</p>
45.	<p>2023 anticipated collection rate.</p> <p>A. Enter the 2023 anticipated collection rate certified by the collector.³⁰ 100.00 %</p> <p>B. Enter the 2022 actual collection rate. 103.48 %</p> <p>C. Enter the 2021 actual collection rate. 101.36 %</p> <p>D. Enter the 2020 actual collection rate. 99.87 %</p> <p>E. If the anticipated collection rate in A is lower than actual collection rates in B, C and D, enter the lowest collection rate from B, C and D. If the anticipated rate in A is higher than at least one of the rates in the prior three years, enter the rate from A. Note that the rate can be greater than 100%.³¹</p>	<p>100.00 %</p>
46.	2023 debt adjusted for collections. Divide Line 44 by Line 45E.	<p>\$ 82,570,058</p>
47.	2023 total taxable value. Enter the amount on Line 21 of the <i>No-New-Revenue Tax Rate Worksheet</i> .	<p>\$ 197,297,997,127</p>
48.	2023 debt rate. Divide Line 46 by Line 47 and multiply by \$100.	<p>\$ 0.041850 /\$100</p>
49.	2023 voter-approval tax rate. Add Lines 41 and 48.	<p>\$ 0.143383 /\$100</p>
D49.	<p>Disaster Line 49 (D49): 2023 voter-approval tax rate for taxing unit affected by disaster declaration. Complete this line if the taxing unit calculated the voter-approval tax rate in the manner provided for a special taxing unit on Line D41. Add Line D41 and 48.</p>	<p>\$ _____ /\$100</p>

²⁷ Tex. Tax Code §26.042(a)
²⁸ Tex. Tax Code §26.012(7)
²⁹ Tex. Tax Code §26.012(10) and 26.04(b)
³⁰ Tex. Tax Code §26.04(b)
³¹ Tex. Tax Code §26.04(h), (h-1) and (h-2)

2023 Tax Rate Calculation Worksheet – Taxing Units Other Than School Districts or Water Districts Form 50-856

Line	Voter-Approval Tax Rate Worksheet	Amount/Rate
50.	COUNTIES ONLY. Add together the voter-approval tax rates for each type of tax the county levies. The total is the 2023 county voter-approval tax rate.	\$ 0.143383 /\$100

SECTION 3: NNR Tax Rate and Voter-Approval Tax Rate Adjustments for Additional Sales Tax to Reduce Property Taxes

Cities, counties and hospital districts may levy a sales tax specifically to reduce property taxes. Local voters by election must approve imposing or abolishing the additional sales tax. If approved, the taxing unit must reduce its NNR and voter-approval tax rates to offset the expected sales tax revenue.

This section should only be completed by a county, city or hospital district that is required to adjust its NNR tax rate and/or voter-approval tax rate because it adopted the additional sales tax.

Line	Additional Sales and Use Tax Worksheet	Amount/Rate
51.	Taxable Sales. For taxing units that adopted the sales tax in November 2022 or May 2023, enter the Comptroller's estimate of taxable sales for the previous four quarters. ³² Estimates of taxable sales may be obtained through the Comptroller's Allocation Historical Summary webpage. Taxing units that adopted the sales tax before November 2022, enter 0.	\$ 0
52.	Estimated sales tax revenue. Counties exclude any amount that is or will be spent for economic development grants from the amount of estimated sales tax revenue. ³³ Taxing units that adopted the sales tax in November 2022 or in May 2023. Multiply the amount on Line 51 by the sales tax rate (.01, .005 or .0025, as applicable) and multiply the result by .95. ³⁴ - or - Taxing units that adopted the sales tax before November 2022. Enter the sales tax revenue for the previous four quarters. Do not multiply by .95.	\$ 0
53.	2023 total taxable value. Enter the amount from Line 21 of the <i>No-New-Revenue Tax Rate Worksheet</i> .	\$ 197,297,997,127
54.	Sales tax adjustment rate. Divide Line 52 by Line 53 and multiply by \$100.	\$ 0 /\$100
55.	2023 NNR tax rate, unadjusted for sales tax. ³⁵ Enter the rate from Line 26 or 27, as applicable, on the <i>No-New-Revenue Tax Rate Worksheet</i> .	\$ 0.138278 /\$100
56.	2023 NNR tax rate, adjusted for sales tax. Taxing units that adopted the sales tax in November 2022 or in May 2023. Subtract Line 54 from Line 55. Skip to Line 57 if you adopted the additional sales tax before November 2022.	\$ 0.138278 /\$100
57.	2023 voter-approval tax rate, unadjusted for sales tax. ³⁶ Enter the rate from Line 49, Line D49 (disaster) or Line 50 (counties) as applicable, of the <i>Voter-Approval Tax Rate Worksheet</i> .	\$ 0.143383 /\$100
58.	2023 voter-approval tax rate, adjusted for sales tax. Subtract Line 54 from Line 57.	\$ 0.143383 /\$100

SECTION 4: Voter-Approval Tax Rate Adjustment for Pollution Control

A taxing unit may raise its rate for M&O funds used to pay for a facility, device or method for the control of air, water or land pollution. This includes any land, structure, building, installation, excavation, machinery, equipment or device that is used, constructed, acquired or installed wholly or partly to meet or exceed pollution control requirements. The taxing unit's expenses are those necessary to meet the requirements of a permit issued by the Texas Commission on Environmental Quality (TCEQ). The taxing unit must provide the tax assessor with a copy of the TCEQ letter of determination that states the portion of the cost of the installation for pollution control.

This section should only be completed by a taxing unit that uses M&O funds to pay for a facility, device or method for the control of air, water or land pollution.

Line	Voter-Approval Rate Adjustment for Pollution Control Requirements Worksheet	Amount/Rate
59.	Certified expenses from the Texas Commission on Environmental Quality (TCEQ). Enter the amount certified in the determination letter from TCEQ. ³⁷ The taxing unit shall provide its tax assessor-collector with a copy of the letter. ³⁸	\$ 0
60.	2023 total taxable value. Enter the amount from Line 21 of the <i>No-New-Revenue Tax Rate Worksheet</i> .	\$ 197,297,997,127
61.	Additional rate for pollution control. Divide Line 59 by Line 60 and multiply by \$100.	\$ 0 /\$100
62.	2023 voter-approval tax rate, adjusted for pollution control. Add Line 61 to one of the following lines (as applicable): Line 49, Line D49 (disaster), Line 50 (counties) or Line 58 (taxing units with the additional sales tax).	\$ 0.143383 /\$100

³² Tex. Tax Code §26.041(d)
³³ Tex. Tax Code §26.041(i)
³⁴ Tex. Tax Code §26.041(d)
³⁵ Tex. Tax Code §26.04(c)
³⁶ Tex. Tax Code §26.04(c)
³⁷ Tex. Tax Code §26.045(d)
³⁸ Tex. Tax Code §26.045(i)

2023 Tax Rate Calculation Worksheet – Taxing Units Other Than School Districts or Water Districts

Form 50-856

SECTION 5: Voter-Approval Tax Rate Adjustment for Unused Increment Rate

The unused increment rate is the rate equal to the difference between the adopted tax rate and voter-approval tax rate adjusted to remove the unused increment rate for the prior three years.³⁹ In a year where a taxing unit adopts a rate by applying any portion of the unused increment rate, the portion of the unused increment rate must be backed out of the calculation for that year.

The difference between the adopted tax rate and adjusted voter-approval tax rate is considered zero in the following scenarios:

- a tax year before 2020;⁴⁰
- a tax year in which the municipality is a defunding municipality, as defined by Tax Code Section 26.0501(a);⁴¹ or
- after Jan. 1, 2022, a tax year in which the comptroller determines that the county implemented a budget reduction or reallocation described by Local Government Code Section 120.002(a) without the required voter approval.⁴²

Individual components can be negative, but the overall rate would be the greater of zero or the calculated rate.

This section should only be completed by a taxing unit that does not meet the definition of a special taxing unit.⁴³

Line	Unused Increment Rate Worksheet	Amount/Rate
63.	Year 3 component. Subtract the 2022 actual tax rate and the 2022 unused increment rate from the 2022 voter-approval tax rate.	
	A. Voter-approval tax rate (Line 67).....	\$ 0.162889 /\$100
	B. Unused increment rate (Line 66).....	\$ 0.010338 /\$100
	C. Subtract B from A.....	\$ 0.152551 /\$100
	D. Adopted Tax Rate.....	\$ 0.152443 /\$100
	E. Subtract D from C.....	\$ 0.000108 /\$100
64.	Year 2 component. Subtract the 2021 actual tax rate and the 2021 unused increment rate from the 2021 voter-approval tax rate.	
	A. Voter-approval tax rate (Line 67).....	\$ 0.178425 /\$100
	B. Unused increment rate (Line 66).....	\$ 0.005544 /\$100
	C. Subtract B from A.....	\$ 0.172881 /\$100
	D. Adopted Tax Rate.....	\$ 0.168087 /\$100
	E. Subtract D from C.....	\$ 0.004794 /\$100
65.	Year 1 component. Subtract the 2020 actual tax rate and the 2020 unused increment rate from the 2020 voter-approval tax rate.	
	A. Voter-approval tax rate (Line 65).....	\$ 0.178075 /\$100
	B. Unused increment rate (Line 64).....	\$ 0.000000 /\$100
	C. Subtract B from A.....	\$ 0.178075 /\$100
	D. Adopted Tax Rate.....	\$ 0.172531 /\$100
	E. Subtract D from C.....	\$ 0.005544 /\$100
66.	2023 unused increment rate. Add Lines 63E, 64E and 65E.	\$ 0.010446 /\$100
67.	Total 2023 voter-approval tax rate, including the unused increment rate. Add Line 66 to one of the following lines (as applicable): Line 49, Line D49 (disaster), Line 50 (counties), Line 58 (taxing units with the additional sales tax) or Line 62 (taxing units with pollution control).	\$ 0.153829 /\$100

³⁹ Tex. Tax Code §26.013(a)
⁴⁰ Tex. Tax Code §26.013(c)
⁴¹ Tex. Tax Code §26.0501(a) and (c)
⁴² Tex. Local Gov't Code §120.007(d), effective Jan. 1, 2022
⁴³ Tex. Tax Code §26.063(a)(1)
⁴⁴ Tex. Tax Code §26.012(8-a)
⁴⁵ Tex. Tax Code §26.063(a)(1)

2023 Tax Rate Calculation Worksheet – Taxing Units Other Than School Districts or Water Districts

Form 50-856

SECTION 6: De Minimis Rate

The de minimis rate is the rate equal to the sum of the no-new-revenue maintenance and operations rate, the rate that will raise \$500,000, and the current debt rate for a taxing unit.⁴⁴ This section should only be completed by a taxing unit that is a municipality of less than 30,000 or a taxing unit that does not meet the definition of a special taxing unit.⁴⁵

Line	De Minimis Rate Worksheet	Amount/Rate
68.	Adjusted 2023 NNR M&O tax rate. Enter the rate from Line 39 of the <i>Voter-Approval Tax Rate Worksheet</i>	\$ 0.098100 /\$100
69.	2023 total taxable value. Enter the amount on Line 21 of the <i>No-New-Revenue Tax Rate Worksheet</i> .	\$ 197,297,997,127
70.	Rate necessary to impose \$500,000 in taxes. Divide \$500,000 by Line 69 and multiply by \$100.	\$ 0.000253 /\$100
71.	2023 debt rate. Enter the rate from Line 48 of the <i>Voter-Approval Tax Rate Worksheet</i> .	\$ 0.041850 /\$100
72.	De minimis rate. Add Lines 68, 70 and 71.	\$ 0.140203 /\$100

SECTION 7: Voter Approval Tax Rate Adjustment for Emergency Revenue Rate

In the tax year after the end of the disaster calculation time period detailed in Tax Code Section 26.042(a), a taxing unit that calculated its voter-approval tax rate in the manner provided for a special taxing unit due to a disaster must calculate its emergency revenue rate and reduce its voter-approval tax rate for that year.⁴⁶

Similarly, if a taxing unit adopted a tax rate that exceeded its voter-approval tax rate, calculated normally, without holding an election to respond to a disaster, as allowed by Tax Code Section 26.042(d), in the prior year, it must also reduce its voter-approval tax rate for the current tax year.⁴⁷

This section will apply to a taxing unit other than a special taxing unit that:

- directed the designated officer or employee to calculate the voter-approval tax rate of the taxing unit in the manner provided for a special taxing unit in the prior year; and
- the current year is the first tax year in which the total taxable value of property taxable by the taxing unit as shown on the appraisal roll for the taxing unit submitted by the assessor for the taxing unit to the governing body exceeds the total taxable value of property taxable by the taxing unit on January 1 of the tax year in which the disaster occurred or the disaster occurred four years ago. This section will apply to a taxing unit in a disaster area that adopted a tax rate greater than its voter-approval tax rate without holding an election in the prior year.

Note: This section does not apply if a taxing unit is continuing to calculate its voter-approval tax rate in the manner provided for a special taxing unit because it is still within the disaster calculation time period detailed in Tax Code Section 26.042(a) because it has not met the conditions in Tax Code Section 26.042(a)(1) or (2).

Line	Emergency Revenue Rate Worksheet	Amount/Rate
73.	2022 adopted tax rate. Enter the rate in Line 4 of the <i>No-New-Revenue Tax Rate Worksheet</i> .	\$ 0.152443 /\$100
74.	Adjusted 2022 voter-approval tax rate. Use the taxing unit's Tax Rate Calculation Worksheets from the prior year(s) to complete this line. If a disaster occurred in 2022 and the taxing unit calculated its 2022 voter-approval tax rate using a multiplier of 1.08 on Disaster Line 41 (D41) of the 2022 worksheet due to a disaster, complete the applicable sections or lines of Form 50-856-a, <i>Adjusted Voter-Approval Tax Rate for Taxing Units in Disaster Area Calculation Worksheet</i> . - or - If a disaster occurred prior to 2022 for which the taxing unit continued to calculate its voter-approval tax rate using a multiplier of 1.08 on Disaster Line 41 (D41) in 2022, complete the separate <i>Adjusted Voter-Approval Tax Rate for Taxing Units in Disaster Area Calculation Worksheet</i> to recalculate the voter-approval tax rate the taxing unit would have calculated in 2022 if it had generated revenue based on an adopted tax rate using a multiplier of 1.035 in the year(s) following the disaster. ⁴⁸ Enter the final adjusted 2022 voter-approval tax rate from the worksheet. - or - If the taxing unit adopted a tax rate above the 2022 voter-approval tax rate without calculating a disaster tax rate or holding an election due to a disaster, no recalculation is necessary. Enter the voter-approval tax rate from the prior year's worksheet.	\$ 0 /\$100
75.	Increase in 2022 tax rate due to disaster. Subtract Line 74 from Line 73.	\$ 0 /\$100
76.	Adjusted 2022 taxable value. Enter the amount in Line 14 of the <i>No-New-Revenue Tax Rate Worksheet</i> .	\$ 171,288,883,577
77.	Emergency revenue. Multiply Line 75 by Line 76 and divide by \$100.	\$ 0
78.	Adjusted 2023 taxable value. Enter the amount in Line 25 of the <i>No-New-Revenue Tax Rate Worksheet</i> .	\$ 189,746,371,480
79.	Emergency revenue rate. Divide Line 77 by Line 78 and multiply by \$100. ⁴⁹	\$ 0 /\$100

⁴⁶ Tex. Tax Code §26.042(b)

⁴⁷ Tex. Tax Code §26.042(f)

⁴⁸ Tex. Tax Code §26.042(c)

⁴⁹ Tex. Tax Code §26.042(b)

2023 Tax Rate Calculation Worksheet – Taxing Units Other Than School Districts or Water Districts Form 50-856

Line	Emergency Revenue Rate Worksheet	Amount/Rate
80.	2023 voter-approval tax rate, adjusted for emergency revenue. Subtract Line 79 from one of the following lines (as applicable): Line 49, Line D49 (disaster), Line 50 (counties), Line 58 (taxing units with the additional sales tax), Line 62 (taxing units with pollution control) or Line 67 (taxing units with the unused increment rate).	\$ <u>0.153829</u> /\$100

SECTION 8: Total Tax Rate

Indicate the applicable total tax rates as calculated above.

No-new-revenue tax rate.	\$ <u>0.138278</u> /\$100
As applicable, enter the 2023 NNR tax rate from: Line 26, Line 27 (counties), or Line 56 (adjusted for sales tax). Indicate the line number used: <u>27</u>	
Voter-approval tax rate	\$ <u>0.153829</u> /\$100
As applicable, enter the 2023 voter-approval tax rate from: Line 49, Line D49 (disaster), Line 50 (counties), Line 58 (adjusted for sales tax), Line 62 (adjusted for pollution control), Line 67 (adjusted for unused increment), or Line 80 (adjusted for emergency revenue). Indicate the line number used: <u>67</u>	
De minimis rate.	\$ <u>0.140203</u> /\$100
If applicable, enter the 2023 de minimis rate from Line 72.	

SECTION 9: Taxing Unit Representative Name and Signature

Enter the name of the person preparing the tax rate as authorized by the governing body of the taxing unit. By signing below, you certify that you are the designated officer or employee of the taxing unit and have accurately calculated the tax rates using values that are the same as the values shown in the taxing unit’s certified appraisal roll or certified estimate of taxable value, in accordance with requirements in the Tax Code.⁵⁰

print here → Jayna Dean
Printed Name of Taxing Unit Representative

sign here → Jayna Dean
Taxing Unit Representative

8/01/2023
Date

⁵⁰ Tex. Tax Code §§26.04(c-2) and (d-2)

Photograph Citations

Front Cover:

City of McKinney, Facebook Digital Photograph, Downtown, accessed December 7, 2023,

<<https://www.facebook.com/photo.php?fbid=648253180682264&set=pb.100064927622501.-2207520000&type=3>>.

Introduction:

The BATDRONE, Facebook Digital photograph, McKinney, TX, accessed December 7, 2023,

<<https://www.facebook.com/photo.php?fbid=1081903156443848&set=pb.100038725214265.-2207520000&type=3>>.

Executive Summary:

The BATDRONE, Facebook Digital photograph, Flags, accessed December 7, 2023,

<<https://www.facebook.com/photo.php?fbid=400762644557906&set=pb.100038725214265.-2207520000&type=3>>.

Community Profile:

The BATDRONE, Facebook Digital photograph, McKinney District 121, accessed December 7, 2023,

<<https://www.facebook.com/photo.php?fbid=1112464650054365&set=pb.100038725214265.-2207520000&type=3>>.

Personnel:

The BATDRONE, Digital photograph, Mural, accessed December 7, 2023,

<<https://www.thebatdrone.com/photos?pgid=irm09ohv-83667291-58df-476a-a3fe-a2b84ef695b3>>.

Fund Summaries:

The BATDRONE, Digital photograph, Houses, accessed December 7, 2023,

<<https://www.thebatdrone.com/photos?pgid=irm09ohv-5c39a3cf-81dc-48d3-9bb2-15407337ee4e>>.

Department Pages by Function:

The BATDRONE, Facebook Digital photograph, McKinney Oktoberfest, accessed December 7, 2023,

<<https://www.facebook.com/photo.php?fbid=1075089677125196&set=pb.100038725214265.-2207520000&type=3>>.

Statistics:

The BATDRONE, Facebook Digital photograph, Highway, accessed December 7, 2023,

<<https://www.facebook.com/photo.php?fbid=1006493747318123&set=pb.100038725214265.-2207520000&type=3>>.

Court Orders:

The BATDRONE, Digital photograph, Hot Air Balloons, accessed December 7, 2023,

<<https://www.thebatdrone.com/photos?pgid=irm09ohv-45384bd4-99a8-45d6-b7c9-9fb8b4b0b03e>>.

Appendix:

The BATDRONE, Facebook Digital photograph, Eldorado and 75, accessed December 7, 2023,

<<https://www.facebook.com/photo.php?fbid=1005724784061686&set=pb.100038725214265.-2207520000&type=3>>.

Back Cover:

City of McKinney, Facebook Digital Photograph, Flowers, accessed September 30, 2023,

<<https://www.facebook.com/photo.php?fbid=625629432944639&set=pb.100064927622501.-2207520000&type=3>>.



Collin County

www.collincountytx.gov

